

SEASONAL ADJUSTMENT FACTORS

Wholesale Price Index: Selected Series
1948-61



Bulletin No. 1379

UNITED STATES DEPARTMENT OF LABOR
W. Willard Wirtz, Secretary

BUREAU OF LABOR STATISTICS
Ewan Clague, Commissioner

SEASONAL ADJUSTMENT FACTORS

Wholesale Price Index: Selected Series 1948-61



Bulletin No. 1379

September 1963

UNITED STATES DEPARTMENT OF LABOR

W. Willard Wirtz, Secretary

BUREAU OF LABOR STATISTICS

Ewan Clague, Commissioner

For sale by the Superintendent of Documents, U.S. Government Printing Office
Washington, D.C., 20402 - Price 70 cents

PREFACE

The Wholesale Price Index is the oldest continuous statistical series published by the Bureau of Labor Statistics, and one of the oldest nonfiscal series of the Federal Government. Because of its many uses, such as in contract escalation, deflation of important value series, formulation of fiscal and monetary policies, and many other kinds of economic analyses and appraisals, there is broad public interest in the methods employed in constructing the index and in the factors which affect its behavior. Since the index is a monthly series, the degree of seasonality reflected in the index as a whole and in its component series is a subject which has been widely discussed.

This bulletin supplies basic data by means of which selected Wholesale Price Index series can be adjusted for seasonal variation. The bulletin was prepared by Helen F. Hald in the Bureau's Division of Industrial Prices and Price Indexes under the supervision of Allan D. Searle and the general direction of Arnold E. Chase, Assistant Commissioner for Prices and Living Conditions. Abe Rothman and his staff of the Bureau's Division of Statistical Standards provided advice and consultation.

CONTENTS

	Page
Seasonal adjustment factors of Wholesale Price Indexes	1
The BLS seasonal factor method	
General method	2
Advantages and limitations	4
Seasonal adjustment factors and the WPI	5
Technical appendixes:	
1. Standard deviations of seasonal adjustment factors	109
2. Fresh fruits	112
3. Average of seasonal irregulars	113
Charts:	
1. Counteracting seasonal price movements, industrial commodities and farm products and processed foods, 1948-61	7
2. Counteracting seasonal price movements, farm products and metals and metal products, 1948-61	8
3. Diminishing seasonal price movements, apparel, paperboard, and soaps, 1948-61	9
4. Increasing seasonal price movements, gasoline, 1948-61	10
5. Stability of seasonal price movements, bituminous coal, 1948-61	11
6. Seasonal price movements through stages of processing: Hides and skins, leather, and footwear, 1948-61	12
7. Seasonal price movements through stages of processing: Milk for fluid use, milk, processed, primary market, and milk, fresh, grocery, mid-1953 - mid-1961	13
8. Seasonal price movements through stages of processing: Livestock, meats, primary market, and meats, retail, mid-1953 - mid-1961	14
9. Seasonal adjustment factors and Wholesale Price Indexes, fresh fruits, April 1959 - December 1961	20
Table: Seasonal Adjustment Factors and Indexes, Wholesale Price Index	
All commodities	15
Farm products and processed foods	15
All commodities other than farm products and foods	16
Durable manufactures	16
Nondurable manufactures	17
Durable raw or slightly processed goods	17
Nondurable raw or slightly processed goods	18
Construction materials	18
Farm products	19
Processed foods	44
All foods	44
Textile products and apparel	56
Hides, skins, leather, and leather products	61
Fuels and related products, and power	66
Chemicals and allied products	75
Rubber and rubber products	78
Lumber and wood products	80
Pulp, paper, and allied products	84
Metals and metal products	86
Machinery and motive products	93
Furniture and other household durables	97
Nonmetallic mineral products	100
Tobacco products and bottled beverages	104
Miscellaneous products	105

SEASONAL ADJUSTMENT FACTORS OF WHOLESALE PRICE INDEXES ¹

Prices for some kinds of goods and services are subject to seasonal fluctuations, or changes which recur regularly at certain times of the year. Such seasonal price movements may arise, for example, out of annually recurring changes in weather conditions, crop-growing cycles, the common practice of having special sales during specified months each year, holiday seasons, and regular industry-model changeover periods. Although movements of the summary series, the All Commodities Wholesale Price Index, are affected only very slightly by seasonal factors, the month-to-month changes in many of the component series are determined to a significant extent by seasonal influences.

Growing recognition of the importance of seasonal influences in period-to-period statistical comparisons has directed attention among students at large to the seasonal component in price trends. As a result, there have been requests for either seasonally adjusted price indexes or for adjustment factors which can be used to adjust or interpret indexes published only on an unadjusted basis.²

While recognizing the usefulness of seasonally adjusted data for many statistical series, the Bureau of Labor Statistics has, for several reasons, not published the official price indexes on a seasonally adjusted basis. Seasonal fluctuations in the overall indexes are relatively minor, the result of offsetting seasonal movements taking place simultaneously in their various component series. This

is especially true with respect to the All Commodities Wholesale Price Index. When using the index (not adjusted for seasonality) for contract adjustments, the administrative problems which might result from minor seasonal fluctuations are minimized if such contract adjustments are provided for on the basis of average price data for quarters or half years.

Another consideration involves those problems which might result from publication of the price indexes on both a seasonally adjusted and a seasonally unadjusted basis, especially in months when the two indexes move in opposite directions. Users of the index might find a seasonally adjusted index, which gives different results from the unadjusted series, confusing in practical applications. This problem would be compounded by the fact that with any of the currently used methods for seasonal adjustment, every additional period of data introduced into the computation to bring the series up to date will change, to some degree, the seasonal factors for the period immediately preceding. Although one of the primary goals of the BLS method of seasonal adjustment is the control, within acceptable limits, of changes in seasonal factors when a series is updated, changes in the seasonal factors for recent years do occur each time an additional year's data are included in the calculations. The implications of such changes in contract adjustments are obvious.

In its monthly analysis of the price indexes, the BLS attempts to indicate in a general way--that is, without presenting the seasonally adjusted indexes--the commodity areas in which the price movements are seasonal. Seasonal factors have been available for this purpose over the years. In earlier

¹See also, *Seasonal Factors Consumer Price Index: Selected Series, June 1953-May 1961*, (BLS Bulletin 1366, 1963).

²See, for example, *Government Price Statistics*, Hearings before the Subcommittee on Economic Statistics of the Joint Economic Committee, Congress of the United States (87th Cong., 1st sess.), Pursuant to sec. 5 (a) of Public Law 304 (79th Congress), pt. 2, May 1, 2, 3, 4, and 5, 1961, pp. 595-598. U.S. Government Printing Office, 1961.

years, they were computed by hand by standard textbook procedures; in more recent years, they have been computed with the use of the Census Univac methods. Currently, these factors are computed on the basis of the BLS techniques developed in connection with the preparation of employment and unemployment statistics. These seasonal factors are being made available now to meet, if only partially, the requests of economic analysts concerned with prices.

This bulletin includes a description of the BLS method used in computing the seasonal factors currently in use; a discussion of its application to wholesale price series; comments relating to specific series; and tables containing seasonal factors and the original price indexes for 183 commodities and commodity groupings.³ The seasonal fac-

³Analysts requiring additional tables generated in the course of the computer calculation of the seasonal factors presented in this bulletin may secure these from the U.S. Department of Labor, Bureau of Labor Statistics, Washington D.C. 20210.

tors published are limited to selected series where the results, after intensive review, seem reasonably satisfactory. The text indicates which factors seem most appropriate for use in analysis of current price trends. For some series, special expedients had to be adopted before the BLS seasonal factor computation technique could be applied, e.g., for series in which price data were available for only selected months of each year.

A seasonally adjusted series can be obtained by dividing the original price series for each month by the corresponding seasonal factor and multiplying by 100. For the historical series, generally covering January 1948 through December 1961, each month of each year has its corresponding factor. For indexes subsequent to the latest month given in the table, it is recommended that for all but eight series, the set of factors for the latest year (1961) be used. For the eight series, listed in technical appendix 3, use of the average shown in the table is recommended.

THE BLS SEASONAL FACTOR METHOD

General Method

The BLS method for deriving seasonal factors for economic time series was developed late in 1959. It was introduced early in 1960 in application to the labor force series.⁴ Since then, the Bureau's continued activities in this area have resulted in

⁴For a detailed description of the method and procedure at that time, see Special Labor Force Report No. 8, *New Seasonal Adjustment Factors for Labor Force Components*, by Morton S. Raff and Robert L. Stein, U.S. Department of Labor, Bureau of Labor Statistics, Reprint 2349 from the *Monthly Labor Review*, August 1960.

changes and improvements in the method and its electronic computer application.⁵ This description of the method is an adaptation from these earlier articles. (Additional changes have been made in the method for application to the labor force series in 1963. These modifications, however, were not used in this study.)

⁵A full description of the method and its computer application which was used in deriving the seasonal factors for the price series is given in "The BLS Seasonal Factor Method," a paper presented at the 20th Interstate Conference on Labor Statistics, Atlantic City, N.J., June 21, 1962, by Abe Rothman, Division of Statistical Standards, Bureau of Labor Statistics. Copies of this paper, issued separately by BLS, are available free while the supply lasts.

The BLS procedure is based on the ratio-to-moving-average method. It divides the original time series (O) into three components: the trend-cycle (T), or the smooth curve which shows the underlying movement of the series; the seasonal (S), or the part which is related to the particular month of the year and which has approximately the same pattern from one year to the next; and the irregular (I), or the random fluctuations remaining after the fitting of the trend-cycle and seasonal. A multiplicative relationship is assumed ($O=TSI$).

The computations performed in developing the seasonal factors are a series of successive approximations in which each iteration, or cycle of computing steps, gets closer to the desired final result. Iterations are performed in sets of three, each iteration beginning with an estimate of the trend-cycle (T) and each resulting in an improved estimate for each of the components. The first such estimate is the centered 12-month moving average of the original data. This estimate for each month is then divided into the corresponding original value (O) to produce a series of seasonal-irregular ratios (SI) — $O \div T = SI$. With each month treated separately and with years arranged consecutively, 5-year weighted moving averages of these ratios are computed to provide estimates of the unforced seasonal factors (S'). The unforced seasonal factors for each year are then adjusted to give a monthly average of 100 for the year. These forced seasonal factors (S) are the final seasonals for the cycle. Each final seasonal is divided into the corresponding seasonal-irregular to obtain the irregular ($SI \div S = I$). This completes the first iteration.

If the estimated trend-cycle is a good fit, then the irregular component will have a random appearance. If, on the other hand, there are places where the trend-cycle does

not fit well, as when a moving average fails to penetrate the peaks and troughs in the original series, then the irregular component will include a residual trend-cycle in addition to erratic fluctuations.

Before the second iteration begins, an improved estimate of trend-cycle is obtained. This is calculated by combining the trend-cycle used in the first iteration, i.e., the 12-month moving average, with any trend-cycle that can be withdrawn from the irregular ratios developed in the first iteration. A serious defect of the 12-month moving average is that it does not follow the original series very well when there are rapid changes in level or direction. Any error in the trend-cycle produces a corresponding error in one or both of the other two components, chiefly in the irregulars, since the seasonals have been obtained by averaging the SI ratios for successive years. A weighted 7-month moving average of the series of irregulars is computed to remove the residual trend-cycle. The 12-month moving average of the original data from the first iteration is then multiplied by this smoothed irregular to obtain the improved estimate of trend-cycle, with which to start the second iteration.

A second and a third iteration repeat the steps of the first iteration. Investigation has shown that three iterations for each set is the optimum number. Too few iterations leave some of the trend-cycle in the irregular component, while too many iterations build up erratic fluctuations in the trend-cycle. The seasonal factors are not appreciably affected by moderate departures from the optimum number of iterations.

The procedure also includes a routine for handling extreme values that do not seem to belong to the general pattern of the data. (These values may have a real economic cause, such as very unseasonable weather

or a strike.) The test identifies extreme values, if any, and provides replacement estimates. It follows the same general pattern of computational steps as each of the iterations. The test procedure, however, uses special weighting patterns which give zero weight to the central value in computing the criterion against which each "test" irregular is judged, in order to minimize the effect of an extreme value on the trend-cycle and seasonal components. The distribution of the "test" irregulars is then examined to see whether any of them lie outside specified control limits.

If the test discloses no extreme values, the trend-cycle, seasonal, and irregular components of the third iteration are regarded as final.

If extreme values do exist, each is replaced by a substitute value which is the product of the trend-cycle and seasonal components from the test iteration. This modified original series is then processed in the usual way, starting with the centered 12-month moving average and repeating the first three iterations. The trend-cycle and seasonal components from this third iteration are final. The original extreme values are then restored, to compute the final irregular component and the seasonally adjusted series. This assigns the deviation in an extreme original value to the irregular component.

Standard deviations of the irregulars (σ_I) are calculated both before and after extreme values are replaced. These are useful in evaluating the effect of the test iteration and the replacement of original observations identified as extreme, and as guides in measuring the reliability of the seasonal factors. From experimentation, it has been determined that the standard deviation of each seasonal factor (σ_S) may be approximated as 0.6 of the standard deviation of the irregulars.⁶ This σ_S may be used to test each seasonal factor

for significance as compared to no seasonality (or 100). To test the significance of the seasonal movement from one month to another, the formula for the standard deviation of the difference in seasonal factors is suggested.⁷ Differences and percent changes in the factors generally are of about the same magnitude. The correlation between the seasonal factors is small and may be disregarded.

Advantages and Limitations

The BLS method of computing seasonal factors differs in several respects from earlier methods. Changing seasonal factors provide insight into underlying economic and technological forces which escape detection in *fixed* seasonals. A number of price series, for example, show a narrowing of seasonal movement in response to attempts to eliminate production and marketing peaks and valleys.

The BLS method also provides that, when a series is updated, the seasonal factors relating to the earlier years of a series will remain practically the same as those of prior series. The magnitude of changes in the more recent period are also reduced.

The seasonal pattern for the current year, however, will never be exactly like the average for any set of past years. Marketing activity, for example, may vary from year to year with weather conditions. New automobile models are introduced each year and the start of the plant shutdowns for retooling may vary from one year to the next. Shutdowns for vacations and other forms of shutdowns do not occur at the same time each year.

In addition, the interpretation of seasonal factors is complicated by the problems of measurement inherent in the original data. To the extent that original series are subject to sampling or reporting error, the seasonal factors will be subject to uncertainty.

⁶See appendix 1.

$$\sigma_d = \sqrt{\sigma_S^2 + \sigma_S^2} = 1.4142 \sigma_S$$

SEASONAL ADJUSTMENT FACTORS AND THE WPI

The Bureau has calculated seasonal adjustment factors for 183 commodities, or commodity groupings, based on price indexes from the Wholesale Price Index program, using the method described in this bulletin. The factors presented here are generally for a 14-year period, January 1948 through December 1961 and were computed from price series which extend over an additional 6 months at each end of the period. The published price indexes from which the seasonal adjustment factors were derived are also presented. Analysts can compute seasonally adjusted price indexes by dividing the original index for a given month by the seasonal adjustment factor for that month and multiplying by 100.

In most cases, users will find factors of the latest year (1961) appropriate for analyzing data for 1962 and later. In a few cases, additional factors are provided for application in years after 1961. These are described in technical appendix No. 3.

The major criteria for selection of the separate series were the importance of the series to the users, the existence of strong seasonal movement, and special interest in the seasonal pattern. The omission of a series, however, does not necessarily imply that the price movement lacks seasonality. The 15 major group series and a number of subgroup series were selected because of their importance in the Wholesale Price Index, even though there may not have been a pronounced seasonal movement. Lack of seasonal movement is often as interesting to the index user as is its existence.⁸

Some series could not be included in this study because data were not available

⁸The Bureau recognizes that for an aggregated series in which the relative magnitudes of the separate parts vary considerably and have markedly different seasonal patterns, the seasonal factors obtained from the total series will not be as satisfactory as those derived by seasonally adjusting the separate parts and combining their seasonally adjusted values. Refer to "The BLS Seasonal Factor Method," *op. cit.*, p. 10.

for at least as long as 6 years--the minimum for the BLS seasonal factor method to be applicable. Most of the series which were subject to problems of statistical comparability were eliminated during the initial selection and no seasonal factors were constructed for them.⁹ Some series were omitted because seasonal discount information had not been available for use in the index calculation until recent years. For agricultural machinery and equipment, seasonal discount information began to be used as early as 1957 for some reporter series. However, since seasonal discounts are used in only a small part of the total sample, their introduction is not considered a sufficient change to affect the comparability of the index. (See also footnotes 25 and 26 in the table of seasonal adjustment factors.)

For many index groupings the sample of commodities has changed during the 14-year period of this study. For those groupings with major sample changes, seasonal adjustment factors were constructed for the index with and without the sample change. Factors are published if the sample change had no pronounced effect on the seasonal pattern.

Experimentation shows that the standard deviation of the seasonal factors is about 0.6 of the standard deviation of the irregulars.¹⁰ Using this measure of comparison, it was possible to approximate standard deviations for the seasonal factors. These are shown in technical appendix No. 1. Some series with large standard deviations are published. For example, a commodity might have unmistakable seasonal price tendencies in

⁹Before 1952, the WPI monthly price indexes were calculated as averages of one-day-a-week prices; in 1952 and later, the monthly indexes are based on the price for one day in the month. These differences are not thought to affect the seasonal movement, however.

¹⁰"The BLS Seasonal Factor Method," *op. cit.*, p. 10.

the spring or in the fall, but the peaks or valleys could occur in different months in different years depending on weather conditions. This irregularity could cause the sigma to be relatively large. Nevertheless, the seasonal adjustment factors for the series have been published.

Since the primary purpose of this bulletin is the presentation of seasonal adjustment factors, analysis of technological and economic factors underlying these movements was not made. A few charts, however, illustrate some of the characteristics of seasonal factors in the WPI. Some of the series for which adjustment factors are shown do not exhibit much seasonal variation. This is to be expected in groups consisting of commodities with counteracting seasonal movements. Chart 1 shows the seasonal adjustment factors for the All Commodities index moving in a very narrow range above and below 100.0, indicating only slight seasonal variation. The seasonal adjustment factors moving in opposite directions for the two major component series are presented to show the reason for the slight seasonal variation in All Commodities. When prices for Farm Products and Processed Foods move up seasonally, prices for Industrial Commodities generally move down seasonally.

Chart 2 further illustrates the effect of counteracting seasonal movements on the All Commodities index. The seasonal adjustment factors for Farm Products usually move in the opposite direction from those for Metals and Metal Products.

The diminishing seasonal movement for many of the price series would indicate that changes in marketing practices or changes in buying patterns have outweighed the usual seasonal pattern. Chart 3 shows some examples of the broad swings above and below 100.0 in the earlier years included in the study and the diminishing breadth of these swings in recent years.

For a few commodities, the seasonal variation has increased over the period studied, and for a few, the seasonal variation has been quite stable over the entire 14 years. Chart 4 illustrates the increasing seasonal movement in gasoline prices, and chart 5 shows that the seasonal movement for bituminous coal prices has been much the same from 1948 through 1961.

Charts 6, 7, and 8 are presented to illustrate the moderation in amplitude which might occur as goods are transformed from raw materials to finished products. Chart 6 shows three stages of processing for hides and skins and their products at the primary market level with the least amount of seasonal variation for the finished product. Charts 7 and 8 show three stages of processing for milk and for meats. For both commodities, the seasonal variation of the retail price¹¹ is much less than for the primary market price. Chart 9 presents Wholesale Price Indexes for fresh fruits and the seasonal adjustment factors to be used for obtaining seasonally adjusted indexes for fresh fruits.

A comparison was made of the price seasonal factors with seasonal factors for some of the Bureau's production worker employment figures. It appears from these figures that there may be a tendency for seasonal employment factors for some manufacturing industries (2 digit S.I.C.) to exhibit the same general movement as their most nearly comparable price indexes. Thus in the following industries, there has been a diminishing of seasonal pattern (over time) of prices and of employment and production worker series: food, petroleum and products, paper and pulp, chemicals, and textiles and apparel. In the lumber group, the amplitude of the price and employment series increased over the period. Other comparisons were not made.

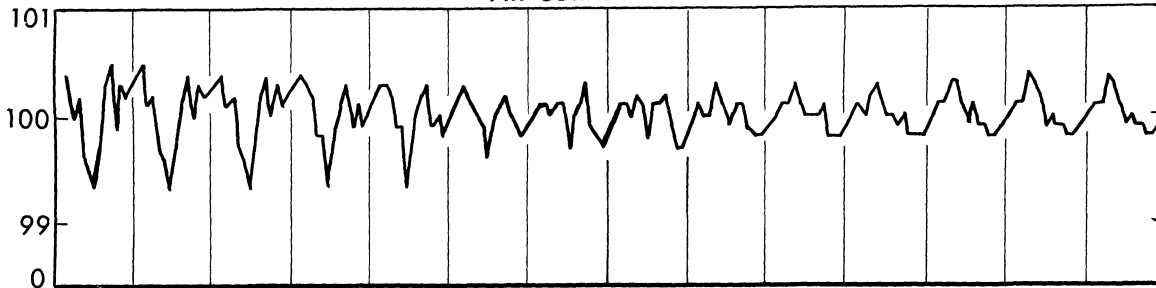
¹¹Retail prices from the Consumer Price Index program. See "Seasonal Factors Consumer Price Index: Selected Series" op. cit., pp. 17 and 22.

Chart 1. COUNTERACTING SEASONAL PRICE MOVEMENTS
 Industrial Commodities and Farm Products and Processed Foods, 1948-61

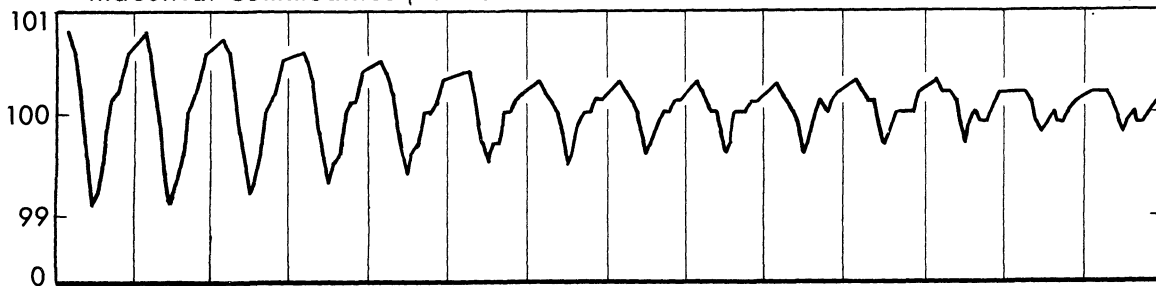
Seasonal adjustment factors

(Annual average=100)

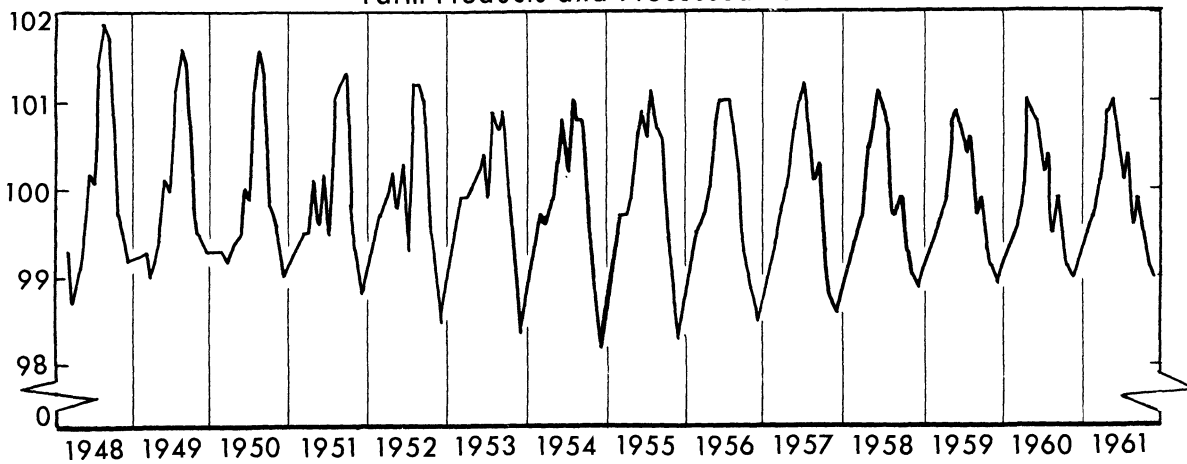
All Commodities



Industrial Commodities (All Commodities other than Farm Products and Foods)



Farm Products and Processed Foods



YEARS

Chart 2. COUNTERACTING SEASONAL PRICE MOVEMENTS

Seasonal adjustment factors
(Annual average=100)
Farm Products and Metals and Metal Products,
1948-61

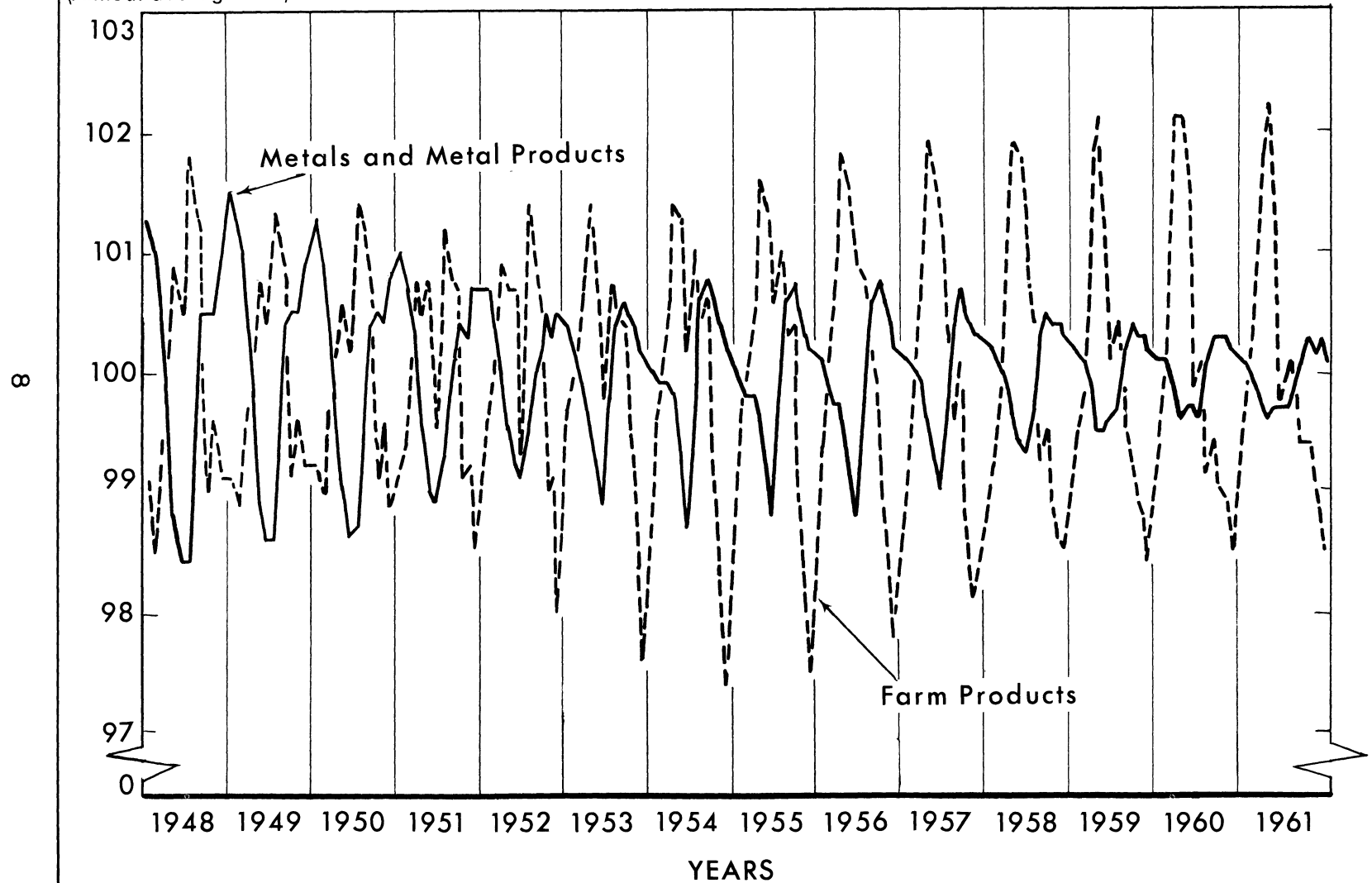


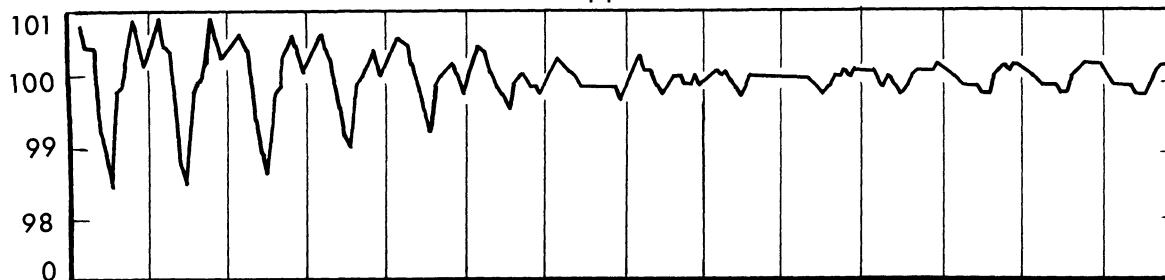
Chart 3. DIMINISHING SEASONAL PRICE MOVEMENTS

Apparel, Paperboard, and Soaps, 1948-61

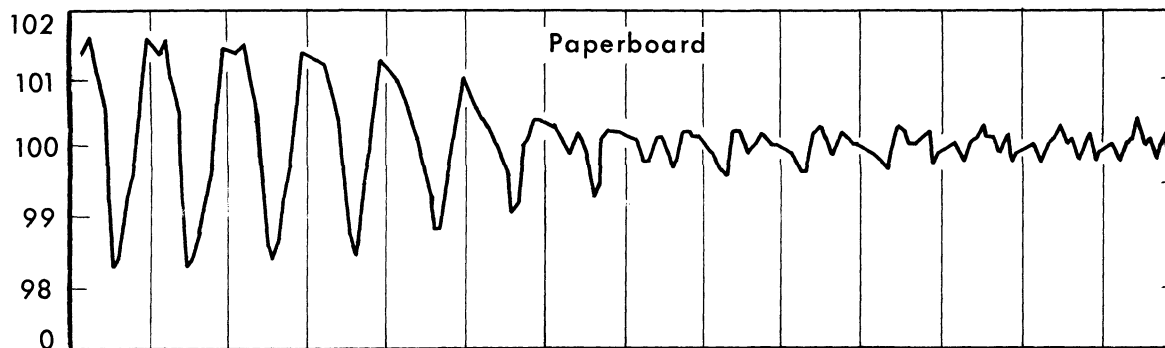
Seasonal adjustment factors

(Annual average=100)

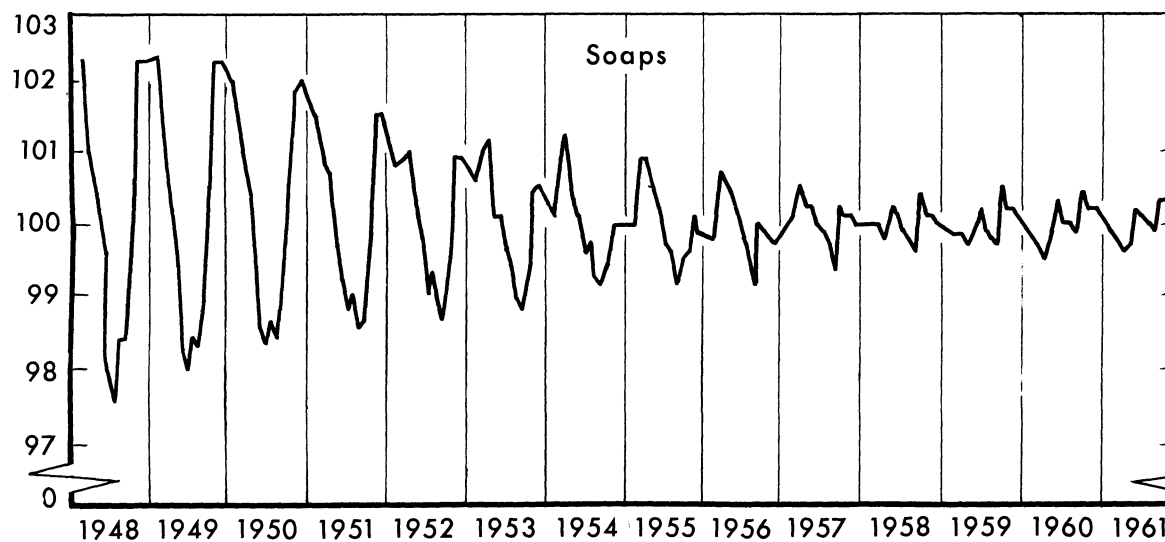
Apparel



Paperboard



Soaps



YEARS

Chart 4. INCREASING SEASONAL PRICE MOVEMENTS

Seasonal adjustment factors

(Annual average=100)

Gasoline, 1948-61

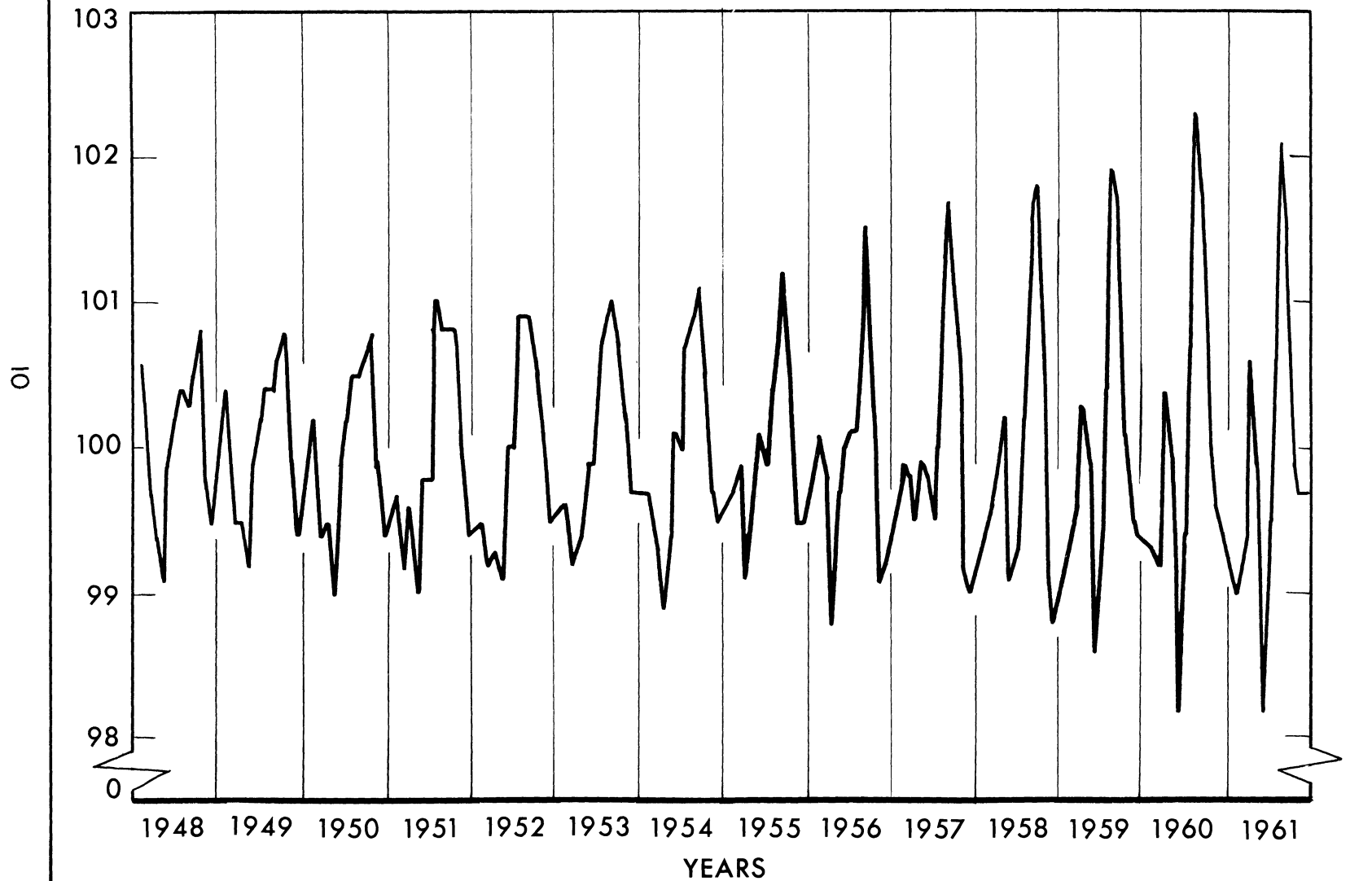


Chart 5. STABILITY OF SEASONAL PRICE MOVEMENTS

Seasonal adjustment factors
(Annual average=100)

Bituminous Coal, 1948-61

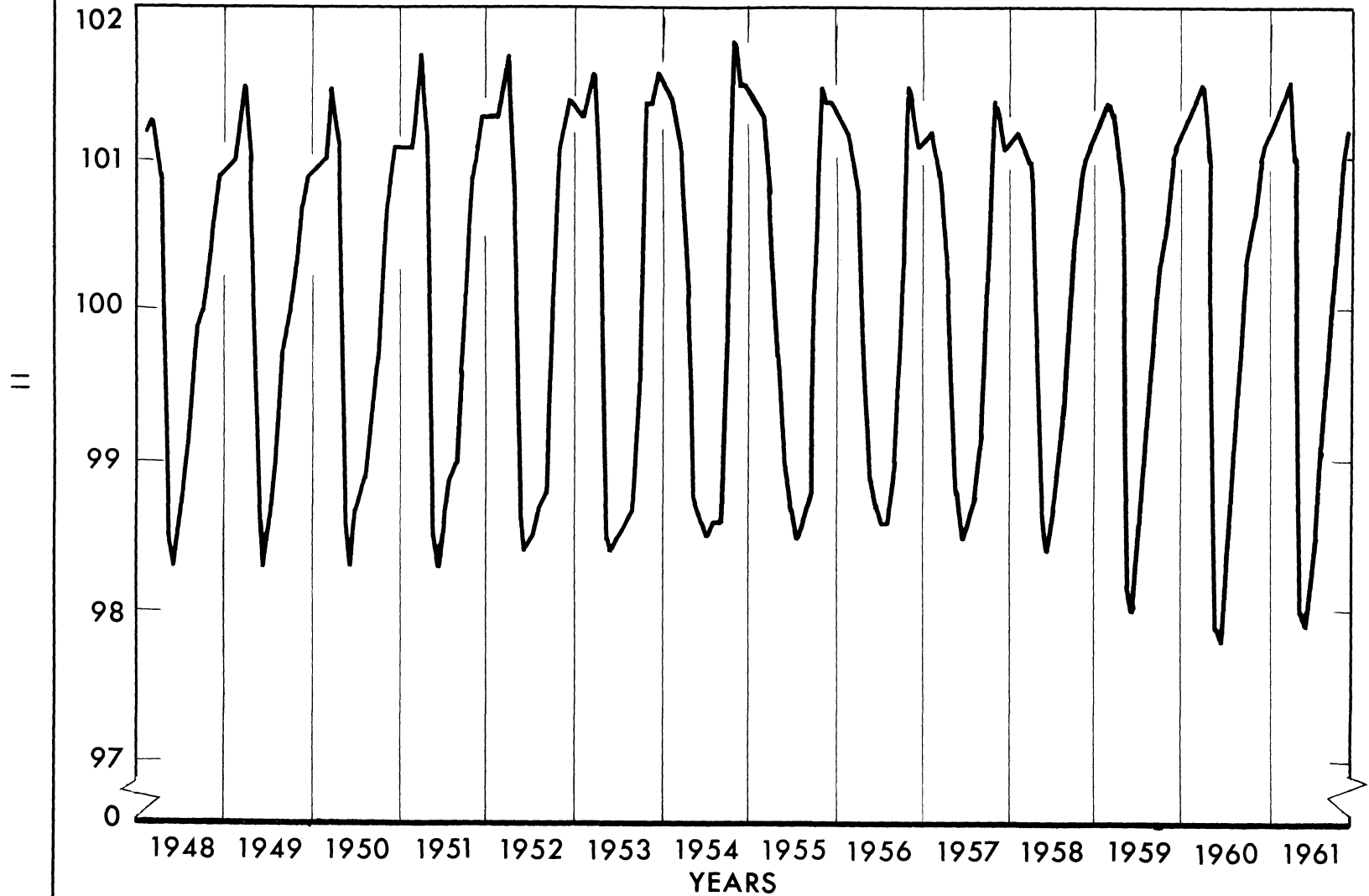


Chart 6. SEASONAL PRICE MOVEMENTS THROUGH STAGES OF PROCESSING
Hides and Skins, Leather, and Footwear, 1948-61

Seasonal adjustment factors
(Annual average=100)

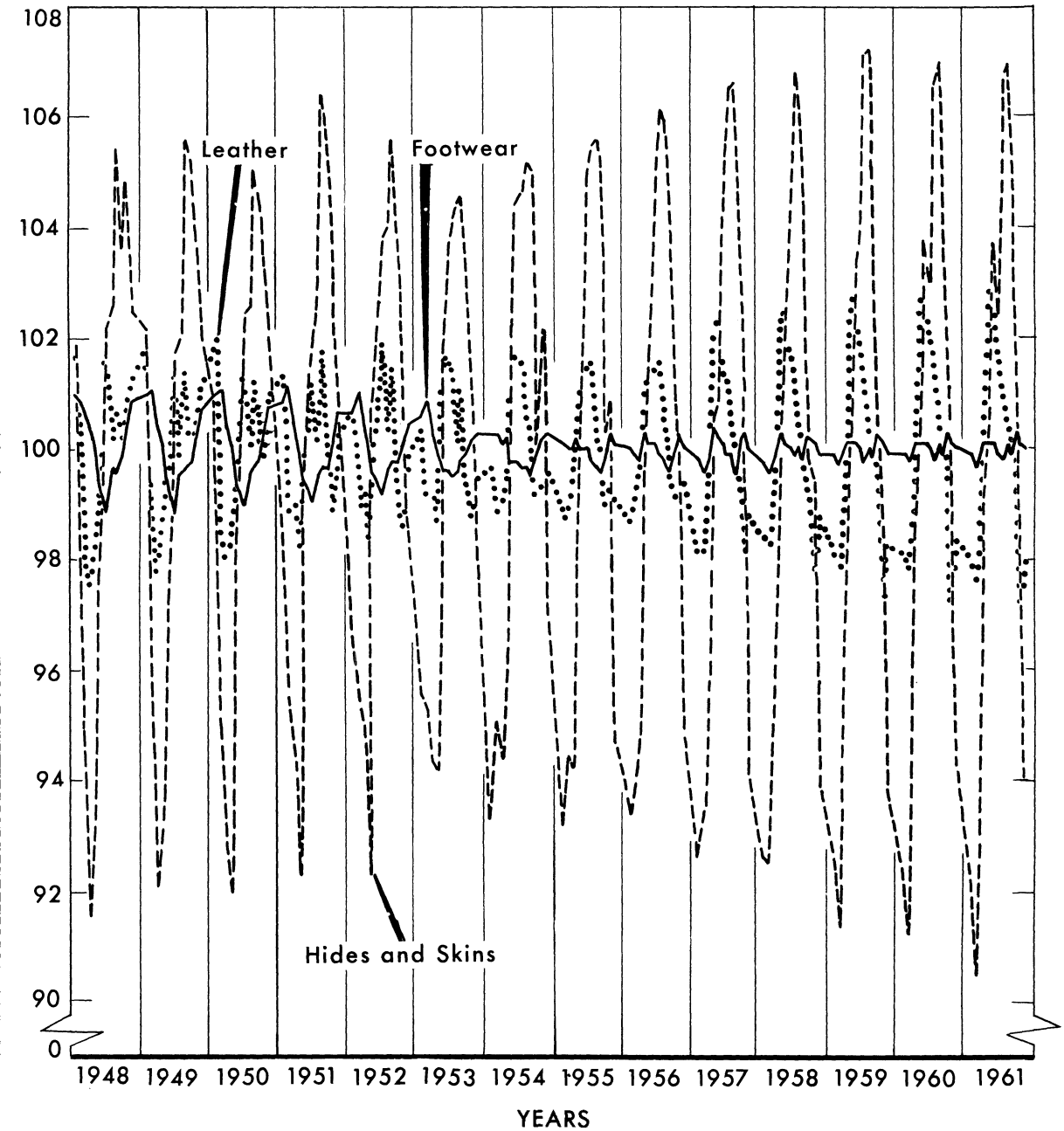


Chart 7. SEASONAL PRICE MOVEMENTS THROUGH STAGES OF PROCESSING

Seasonal adjustment factors Milk for Fluid Use, Milk, Processed, Primary Market,
(Annual average=100)
and Milk, Fresh, Grocery, Mid-1953-Mid-1961

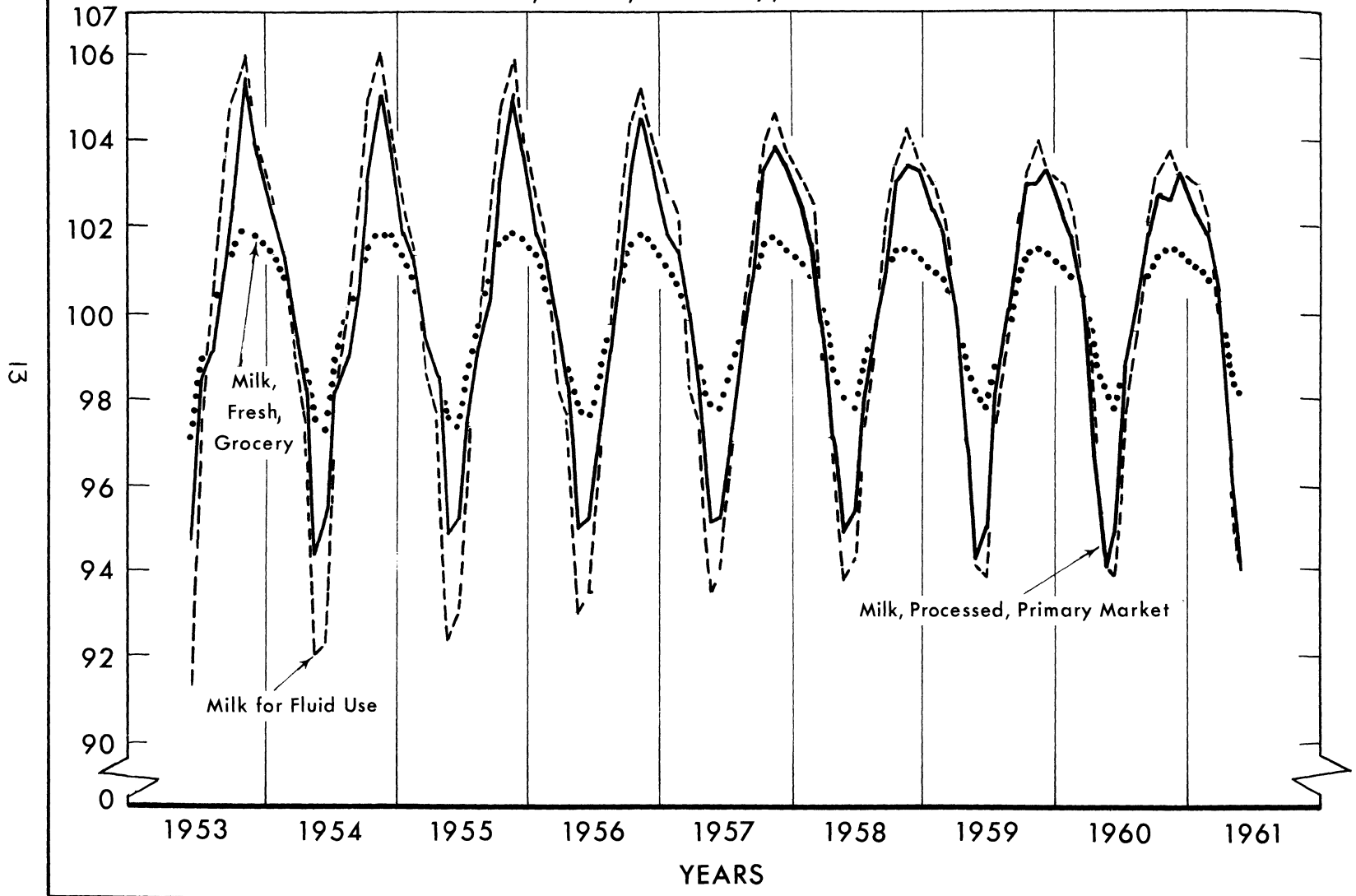
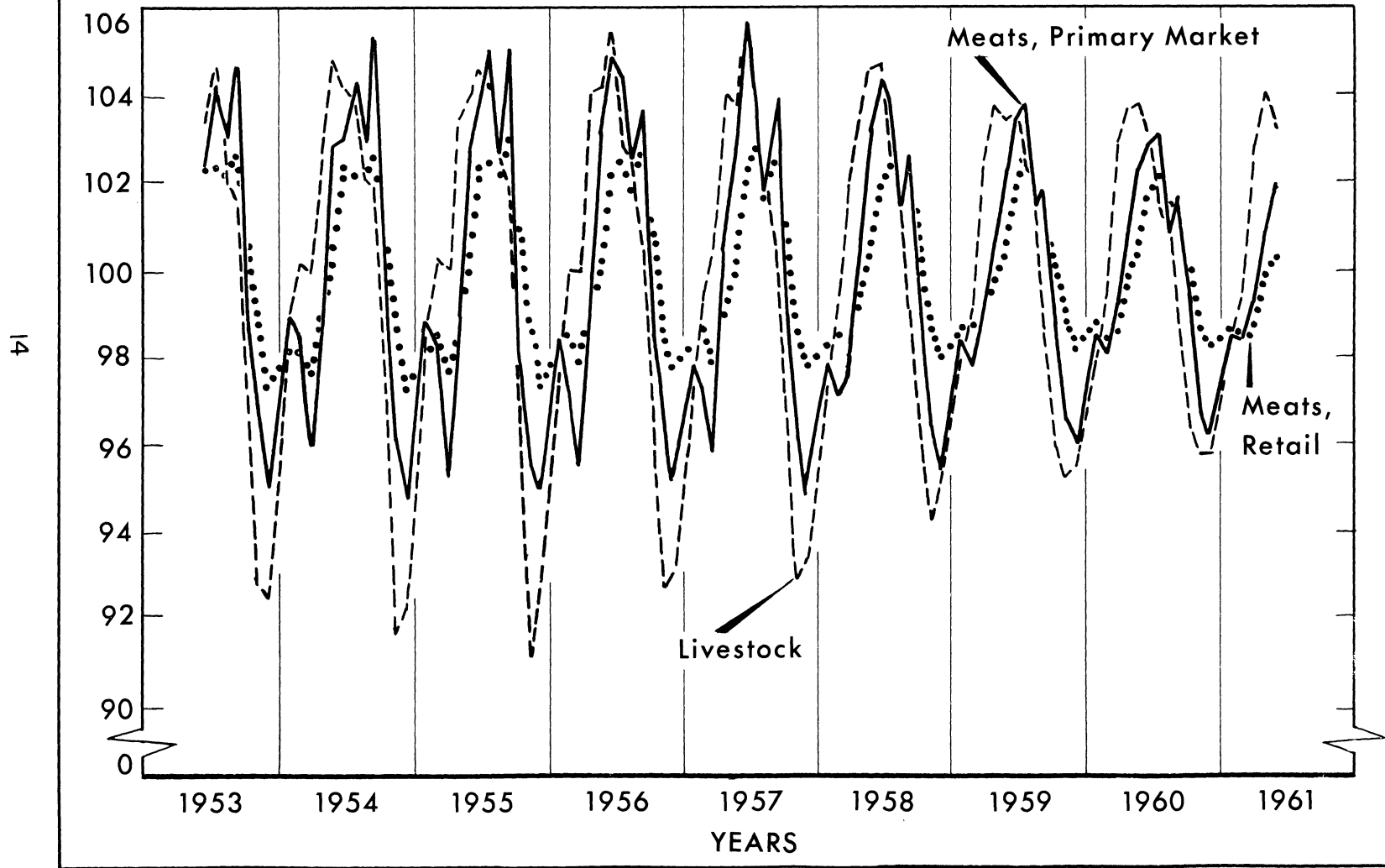


Chart 8. SEASONAL PRICE MOVEMENTS THROUGH STAGES OF PROCESSING
 Livestock, Meats, Primary Market, and Meats, Retail, Mid-1953-Mid-1961

Seasonal adjustment factors
 (Annual average=100)



SEASONAL ADJUSTMENT FACTORS AND INDEXES,
WHOLESALE PRICE INDEX
ALL COMMODITIES

Year	Jan.	Feb.	Mar.	Apr.	May	June	July	Aug.	Sept.	Oct.	Nov.	Dec.
Seasonal adjustment factors:												
1948	100.4	100.0	100.2	99.6	99.5	99.3	99.8	100.3	100.5	99.9	100.3	100.2
1949	100.5	100.1	100.2	99.7	99.6	99.3	99.8	100.2	100.4	100.0	100.3	100.2
1950	100.4	100.1	100.2	99.7	99.6	99.3	99.8	100.2	100.4	100.0	100.3	100.1
1951	100.4	100.3	100.2	99.8	99.8	99.3	99.9	100.1	100.3	99.9	100.1	99.9
1952	100.3	100.3	100.2	99.9	99.9	99.3	100.0	100.2	100.3	99.9	100.0	99.8
1953	100.3	100.2	100.1	100.0	99.9	99.6	100.0	100.1	100.2	100.0	99.9	99.8
1954	100.1	100.1	100.0	100.1	100.1	99.7	100.0	100.1	100.3	99.9	99.8	99.7
1955	100.1	100.1	100.0	100.2	100.1	99.8	100.1	100.1	100.2	99.9	99.7	99.7
1956	100.1	100.0	100.0	100.3	100.1	99.9	100.0	100.1	100.1	99.9	99.8	99.8
1957	100.0	100.1	100.1	100.3	100.1	100.0	100.0	100.0	100.1	99.8	99.8	99.8
1958	100.1	100.0	100.2	100.3	100.2	100.0	100.0	99.9	100.0	99.8	99.8	99.8
1959	100.1	100.1	100.3	100.3	100.1	99.9	100.1	99.9	99.9	99.8	99.8	99.9
1960	100.1	100.1	100.4	100.3	100.1	99.9	100.0	99.9	99.9	99.8	99.8	99.9
1961	100.1	100.1	100.4	100.3	100.1	99.9	100.0	99.9	99.9	99.8	99.8	99.9

Price indexes (1957-59=100):

1948	88.0	86.3	86.3	87.0	87.4	88.1	88.8	89.4	89.3	88.4	88.2	87.6
1949	86.6	85.2	85.0	84.1	83.4	82.7	82.5	82.7	82.8	82.4	82.4	82.3
1950	82.3	82.8	82.9	82.9	83.9	84.4	86.7	88.6	90.2	90.7	92.0	94.4
1951	96.8	98.1	98.1	97.9	97.6	96.9	96.2	95.7	95.5	95.7	95.7	95.6
1952	95.2	94.7	94.6	94.1	94.0	93.6	94.1	94.5	94.1	93.6	93.2	92.3
1953	92.5	92.3	92.6	92.1	92.5	92.2	93.4	93.1	93.5	92.8	92.5	92.7
1954	93.4	93.0	93.0	93.5	93.4	92.6	93.0	93.0	92.6	92.4	92.6	92.2
1955	92.7	93.0	92.6	93.0	92.5	92.9	93.0	93.4	94.1	94.0	93.6	93.7
1956	94.2	94.6	95.0	95.7	96.3	96.2	96.0	96.6	97.3	97.3	97.6	97.9
1957	98.4	98.5	98.4	98.7	98.6	98.9	99.5	99.7	99.4	99.2	99.4	99.8
1958	100.1	100.2	100.8	100.5	100.6	100.4	100.4	100.3	100.3	100.2	100.4	100.4
1959	100.6	100.6	100.7	101.0	101.0	100.8	100.6	100.3	100.8	100.3	100.1	100.1
1960	100.5	100.5	101.0	101.0	100.8	100.6	100.8	100.4	100.4	100.7	100.7	100.6
1961	101.0	101.0	101.0	100.5	100.0	99.5	99.9	100.1	100.0	100.0	100.0	100.4

FARM PRODUCTS AND PROCESSED FOODS

Year	Jan.	Feb.	Mar.	Apr.	May	June	July	Aug.	Sept.	Oct.	Nov.	Dec.
Seasonal adjustment factors:												
1948	99.3	98.7	99.1	99.4	100.2	100.1	101.4	101.9	101.7	99.7	99.5	99.2
1949	99.3	99.0	99.2	99.4	100.1	100.0	101.1	101.6	101.4	99.8	99.5	99.3
1950	99.3	99.2	99.4	99.5	100.0	99.9	101.1	101.6	101.3	99.8	99.6	99.0
1951	99.5	99.5	100.1	99.6	100.2	99.5	101.0	101.2	101.3	99.8	99.3	98.8
1952	99.7	99.9	100.2	99.8	100.3	99.3	101.2	101.2	101.0	99.6	99.2	98.5
1953	99.9	99.9	100.0	100.2	100.4	99.9	100.9	100.7	100.9	99.9	99.3	98.4
1954	99.7	99.6	99.9	100.3	100.8	100.2	101.0	100.8	100.8	99.6	99.0	98.2
1955	99.7	99.7	99.9	100.6	100.9	100.6	101.1	100.7	100.6	99.4	98.7	98.3
1956	99.5	99.7	100.0	100.7	101.0	101.0	101.0	100.6	100.2	99.3	98.9	98.5
1957	99.4	99.8	100.0	100.7	101.0	101.2	100.8	100.1	100.3	99.3	98.8	98.6
1958	99.4	99.7	100.5	100.8	101.1	100.9	100.7	99.7	99.9	99.3	99.0	98.9
1959	99.6	99.9	100.8	100.9	100.7	100.4	100.6	99.7	99.9	99.3	99.1	98.9
1960	99.6	100.0	101.0	100.9	100.8	100.2	100.4	99.5	99.9	99.4	99.1	99.0
1961	99.7	100.1	100.9	101.0	100.6	100.1	100.4	99.6	99.9	99.4	99.1	99.0

Price indexes (1957-59=100):

1948	110.6	104.8	104.7	106.4	108.3	109.7	110.3	109.7	108.5	104.6	102.8	100.7
1949	98.1	94.6	95.5	95.0	94.9	94.0	93.7	94.2	94.5	93.0	92.7	91.7
1950	91.4	92.9	93.5	93.2	95.3	95.8	101.2	103.4	104.8	102.4	104.0	107.3
1951	111.3	115.1	114.8	114.7	114.0	112.7	111.0	110.9	110.5	111.7	111.6	111.1
1952	110.1	108.8	108.8	108.4	108.4	108.0	110.2	110.3	108.6	106.8	105.8	101.9
1953	102.7	101.7	102.1	100.4	101.3	99.5	101.9	100.8	102.6	100.2	99.0	99.6
1954	102.2	101.5	102.0	102.8	102.6	100.1	101.6	101.4	99.8	98.6	98.7	97.0
1955	98.4	98.3	97.1	98.5	96.9	98.1	96.6	95.3	95.7	93.7	91.7	90.8
1956	91.4	92.7	93.1	94.4	96.9	97.0	96.3	96.9	96.6	96.3	96.1	96.3
1957	97.1	96.7	96.6	97.7	97.5	98.8	100.3	100.2	99.1	98.8	99.5	100.3
1958	101.9	103.3	105.9	104.9	106.0	104.9	104.2	102.6	102.5	101.5	101.1	100.0
1959	100.5	99.7	99.4	100.1	99.6	99.3	98.3	96.8	98.7	96.8	95.5	95.6
1960	96.4	96.7	99.2	99.3	99.2	98.7	99.2	97.5	98.2	99.6	99.8	99.3
1961	100.1	100.6	100.1	98.9	97.5	96.3	97.6	98.7	98.0	98.1	98.1	98.7

SEASONAL ADJUSTMENT FACTORS AND INDEXES,
WHOLESALE PRICE INDEX--Continued
ALL COMMODITIES OTHER THAN FARM PRODUCTS AND FOODS

Year	Jan.	Feb.	Mar.	Apr.	May	June	July	Aug.	Sept.	Oct.	Nov.	Dec.
Seasonal adjustment factors:												
1948	100.8	100.6	100.2	99.8	99.4	99.1	99.2	99.7	100.1	100.2	100.3	100.6
1949	100.8	100.6	100.3	99.8	99.4	99.1	99.3	99.6	100.0	100.2	100.3	100.6
1950	100.7	100.6	100.2	99.8	99.5	99.2	99.3	99.6	100.0	100.1	100.2	100.5
1951	100.6	100.5	100.3	99.8	99.6	99.3	99.5	99.6	100.0	100.1	100.1	100.4
1952	100.5	100.4	100.2	99.8	99.7	99.4	99.6	99.7	100.0	100.0	100.1	100.3
1953	100.4	100.4	100.2	99.9	99.7	99.5	99.7	99.7	100.0	100.0	100.1	100.2
1954	100.3	100.2	100.1	100.0	99.8	99.5	99.6	99.9	100.0	100.0	100.1	100.1
1955	100.3	100.2	100.1	100.0	99.8	99.6	99.7	99.9	100.0	100.0	100.1	100.1
1956	100.3	100.2	100.0	100.0	99.8	99.6	99.7	100.0	100.0	100.0	100.1	100.1
1957	100.3	100.2	100.1	100.0	99.9	99.6	99.7	100.0	100.1	100.0	100.1	100.2
1958	100.3	100.2	100.1	100.1	99.9	99.7	99.8	100.0	100.0	100.0	100.0	100.2
1959	100.3	100.2	100.2	100.1	99.9	99.7	99.9	100.0	99.9	99.9	100.0	100.2
1960	100.2	100.2	100.2	100.1	99.9	99.8	99.9	100.0	99.9	99.9	100.0	100.1
1961	100.2	100.2	100.2	100.1	99.9	99.8	99.9	100.0	99.9	99.9	100.0	100.1

Price indexes (1957-59=100):												
1948	80.6	80.2	80.2	80.6	80.6	81.0	81.7	82.7	83.0	83.1	83.3	83.2
1949	82.8	82.1	81.6	80.6	79.6	79.1	78.8	79.0	79.0	79.0	79.0	79.1
1950	79.3	79.5	79.5	79.6	80.2	80.7	82.0	83.6	85.5	87.0	88.1	90.1
1951	92.1	92.6	92.6	92.5	92.2	91.8	91.4	90.7	90.7	90.5	90.4	90.5
1952	90.3	90.2	89.9	89.5	89.2	88.9	88.8	89.2	89.4	89.2	89.1	89.2
1953	89.3	89.3	89.6	89.4	89.7	90.0	90.7	90.7	90.6	90.5	90.4	90.5
1954	90.5	90.3	90.2	90.4	90.4	90.2	90.3	90.3	90.3	90.4	90.7	90.7
1955	91.0	91.4	91.3	91.4	91.2	91.3	92.0	92.8	93.6	94.0	94.3	94.6
1956	95.1	95.2	95.6	96.0	96.1	96.0	95.9	96.7	97.2	97.6	98.1	98.5
1957	98.9	99.1	99.0	99.0	98.9	98.9	99.3	99.5	99.5	99.4	99.4	99.6
1958	99.6	99.3	99.3	99.1	99.0	99.0	99.2	99.6	99.7	99.8	100.1	100.5
1959	100.7	100.9	101.2	101.3	101.4	101.2	101.4	101.4	101.4	101.4	101.5	101.6
1960	101.7	101.6	101.6	101.6	101.2	101.2	101.2	101.2	101.0	101.1	101.0	101.0
1961	101.2	101.2	101.2	101.1	100.8	100.6	100.6	100.6	100.7	100.5	100.7	100.9

DURABLE MANUFACTURES												
Year	Jan.	Feb.	Mar.	Apr.	May	June	July	Aug.	Sept.	Oct.	Nov.	Dec.
Seasonal adjustment factors:												
1948	100.7	100.6	100.2	99.9	99.4	99.1	99.2	99.9	100.2	100.3	100.1	100.5
1949	100.7	100.6	100.2	99.8	99.4	99.2	99.3	99.9	100.1	100.2	100.2	100.4
1950	100.6	100.5	100.2	99.9	99.5	99.3	99.3	99.9	100.1	100.2	100.1	100.4
1951	100.5	100.4	100.2	99.8	99.6	99.5	99.6	99.9	100.0	100.1	100.1	100.3
1952	100.5	100.3	100.1	99.9	99.7	99.6	99.7	100.0	100.1	100.1	100.1	100.3
1953	100.3	100.2	100.1	99.9	99.7	99.5	99.8	100.0	100.2	100.2	100.2	100.1
1954	100.2	100.1	100.1	100.0	99.7	99.5	99.7	100.0	100.3	100.2	100.2	100.1
1955	100.1	100.0	100.0	99.9	99.7	99.5	99.8	100.0	100.3	100.2	100.3	100.2
1956	100.2	100.0	100.0	100.0	99.8	99.5	99.6	100.0	100.2	100.2	100.4	100.2
1957	100.1	100.1	100.0	100.0	99.8	99.6	99.7	100.0	100.2	100.1	100.3	100.2
1958	100.1	100.1	100.1	100.0	99.9	99.7	99.7	100.0	100.0	100.0	100.3	100.2
1959	100.2	100.1	100.1	100.0	99.9	99.8	99.9	100.0	99.9	99.9	100.2	100.2
1960	100.2	100.2	100.1	100.1	100.0	99.9	99.9	100.0	99.9	99.9	100.2	100.1
1961	100.1	100.2	100.1	100.1	100.0	99.9	99.9	100.0	99.9	99.9	100.1	100.1

Price indexes (1957-59=100):												
1948	67.5	67.8	68.1	68.7	68.8	69.3	70.5	72.8	73.4	73.8	74.1	74.3
1949	74.3	74.3	74.1	73.5	72.8	72.3	72.2	72.1	72.1	72.1	72.1	72.3
1950	72.6	72.7	72.9	73.0	73.4	74.0	74.6	75.9	77.2	78.4	79.1	81.1
1951	82.3	82.6	82.8	82.8	82.7	82.6	82.4	82.4	82.4	82.8	82.9	82.8
1952	82.8	83.1	83.1	83.0	82.9	82.7	82.9	83.4	83.5	83.4	83.3	83.4
1953	83.6	83.7	84.0	84.2	84.5	85.0	85.6	85.8	85.8	85.7	85.7	85.7
1954	85.8	85.6	85.6	85.7	85.6	85.6	86.0	86.0	86.2	86.3	86.6	86.7
1955	86.8	87.1	87.1	87.4	87.6	87.8	88.8	89.8	90.8	91.4	91.8	92.0
1956	92.4	92.8	93.4	93.9	94.1	94.2	94.0	95.2	96.1	96.7	97.3	97.3
1957	97.5	97.8	97.8	97.9	97.9	97.8	98.4	98.8	98.9	99.0	99.5	99.6
1958	99.6	99.5	99.3	99.3	99.2	99.3	99.3	99.7	100.0	100.2	100.7	100.9
1959	101.0	101.3	101.4	101.6	101.8	102.0	102.0	102.0	102.2	102.1	102.3	102.3
1960	102.4	102.5	102.4	102.4	102.1	102.0	101.8	101.7	101.0	101.4	101.4	101.4
1961	101.5	101.4	101.4	101.5	101.5	101.5	101.4	101.4	101.4	101.3	101.3	101.3

SEASONAL ADJUSTMENT FACTORS AND INDEXES,
WHOLESALE PRICE INDEX--Continued
NONDURABLE MANUFACTURES

Year	Jan.	Feb.	Mar.	Apr.	May	June	July	Aug.	Sept.	Oct.	Nov.	Dec.
Seasonal adjustment factors:												
1948	100.3	100.0	99.8	99.6	99.6	99.8	99.9	100.4	100.6	99.8	99.7	100.0
1949	100.5	100.2	99.8	99.6	99.6	99.8	99.8	100.3	100.5	99.8	99.8	100.1
1950	100.4	100.2	99.8	99.6	99.6	99.8	99.9	100.3	100.5	99.8	99.7	100.0
1951	100.4	100.3	100.0	99.7	99.8	99.7	99.9	100.2	100.5	99.8	99.6	99.8
1952	100.4	100.4	99.9	99.8	100.0	99.8	100.0	100.3	100.4	99.8	99.5	99.8
1953	100.4	100.3	99.9	100.0	100.1	99.9	100.1	100.0	100.2	99.9	99.7	99.7
1954	100.1	100.1	99.9	100.1	100.3	100.1	100.1	100.1	100.2	99.8	99.5	99.6
1955	100.1	100.1	99.9	100.2	100.4	100.2	100.2	100.1	100.1	99.7	99.5	99.7
1956	100.1	100.0	99.9	100.2	100.4	100.3	100.2	100.1	100.0	99.6	99.5	99.7
1957	100.0	100.1	99.9	100.3	100.3	100.3	100.2	100.0	100.1	99.7	99.5	99.6
1958	100.0	100.0	100.1	100.3	100.3	100.2	100.3	100.0	100.0	99.7	99.5	99.7
1959	100.1	100.1	100.2	100.3	100.1	100.0	100.2	100.0	100.0	99.6	99.6	99.7
1960	100.1	100.1	100.3	100.4	100.1	99.9	100.2	100.0	100.0	99.7	99.6	99.7
1961	100.1	100.2	100.3	100.4	100.0	99.9	100.2	100.0	100.0	99.7	99.6	99.7

Price indexes (1957-59=100):												
1948	98.6	96.6	96.5	97.1	97.3	97.6	97.9	97.3	97.1	95.4	94.8	94.0
1949	92.6	90.7	90.3	89.3	88.5	88.0	87.6	88.1	88.0	87.5	87.3	87.2
1950	87.1	87.6	87.7	87.6	88.9	89.2	92.3	94.8	96.6	97.0	98.2	100.8
1951	104.2	105.5	105.3	105.3	105.1	104.2	103.4	102.6	102.3	101.9	101.5	101.4
1952	100.8	100.4	99.6	98.9	98.9	98.7	98.7	99.0	98.8	98.2	97.4	96.4
1953	96.9	96.6	96.4	96.2	96.7	96.2	97.3	97.0	97.5	96.8	96.4	97.0
1954	97.6	97.3	97.3	98.0	98.3	97.3	97.3	97.3	96.7	96.0	96.0	96.2
1955	96.4	96.4	95.9	96.1	95.9	96.3	96.1	95.7	96.2	96.1	95.6	95.5
1956	95.8	96.2	96.2	97.0	97.8	97.6	97.5	97.6	98.0	97.9	97.9	98.3
1957	99.1	99.5	99.4	99.6	99.6	99.9	100.3	100.3	100.0	99.5	99.6	99.8
1958	100.5	100.1	100.5	100.8	100.9	100.9	101.0	100.7	100.4	99.8	99.7	100.1
1959	100.2	100.0	100.1	100.7	100.5	100.0	99.9	99.4	99.7	99.4	99.0	99.0
1960	99.6	99.5	100.0	100.1	99.8	100.1	100.6	100.4	100.5	100.8	100.6	100.7
1961	101.1	101.3	101.1	100.6	99.6	99.1	99.3	99.5	99.6	99.3	99.6	100.0

DURABLE RAW OR SLIGHTLY PROCESSED GOODS

Year	Jan.	Feb.	Mar.	Apr.	May	June	July	Aug.	Sept.	Oct.	Nov.	Dec.
Seasonal adjustment factors:												
1948	103.6	101.9	100.3	96.7	95.7	97.2	95.7	98.7	101.8	102.0	103.2	103.5
1949	103.9	101.8	100.0	96.7	96.0	97.2	95.9	98.7	101.7	102.1	103.0	103.3
1950	103.3	101.5	99.8	97.3	96.5	97.5	96.5	99.1	101.6	101.8	102.5	102.8
1951	102.3	101.3	100.3	97.8	96.4	97.8	98.0	99.8	101.4	101.1	102.3	102.1
1952	101.3	100.4	99.1	99.0	98.2	99.2	98.9	100.3	100.4	100.8	101.7	101.3
1953	100.9	100.1	99.7	99.9	98.0	97.8	99.6	101.2	100.9	100.3	100.9	100.6
1954	100.5	99.5	99.8	100.9	98.3	97.3	98.9	101.9	101.4	99.7	100.9	101.1
1955	101.3	99.3	99.6	99.6	97.3	97.8	99.5	102.8	101.7	99.4	100.3	101.1
1956	101.7	99.5	99.3	99.0	97.6	98.2	98.7	102.6	102.0	100.2	100.2	100.6
1957	101.5	100.2	100.2	98.1	96.4	98.1	99.3	103.0	102.4	100.1	100.3	100.6
1958	101.7	100.3	99.5	97.7	96.9	98.6	99.3	102.8	102.5	100.2	100.6	100.2
1959	101.0	100.6	99.7	97.2	96.7	99.7	100.1	102.3	102.4	100.9	99.8	99.1
1960	100.4	100.8	99.8	98.0	97.3	99.3	99.6	101.9	102.5	101.2	100.0	99.0
1961	100.6	100.4	99.7	98.1	97.5	99.6	99.9	102.0	102.8	101.1	99.6	99.1

Price indexes (1957-59=100):												
1948	93.3	94.3	94.5	96.2	96.5	96.5	97.7	102.1	102.4	102.3	103.7	104.0
1949	102.1	94.5	89.7	76.1	69.5	67.9	66.9	69.5	77.0	78.1	80.3	79.4
1950	78.3	80.3	80.2	81.6	86.5	95.5	92.1	96.6	99.9	101.9	104.5	108.4
1951	110.0	106.6	104.6	105.1	105.0	102.5	102.4	102.5	102.4	102.9	102.3	102.4
1952	102.4	102.5	102.4	102.4	100.3	99.3	99.9	101.1	101.6	100.4	99.6	99.6
1953	99.0	101.7	102.6	100.5	94.9	96.1	100.2	99.3	93.6	89.0	90.7	87.6
1954	84.4	81.1	80.7	84.9	88.3	88.6	87.1	88.3	89.4	93.3	94.6	93.2
1955	96.6	99.7	101.7	102.5	98.4	99.4	105.1	111.3	113.1	112.0	112.3	118.4
1956	122.7	117.5	119.8	123.1	116.5	108.5	108.7	119.1	121.9	118.0	122.5	125.2
1957	122.4	113.1	109.9	102.8	104.1	113.5	113.1	113.0	106.0	96.8	91.7	91.2
1958	91.1	93.2	92.2	89.7	89.6	92.3	93.0	97.2	97.0	99.0	99.6	97.2
1959	98.7	100.5	101.1	95.5	94.3	96.5	97.1	98.3	100.6	102.2	104.9	101.5
1960	102.3	100.0	94.2	94.2	93.2	92.1	92.3	93.8	93.5	89.6	88.3	88.6
1961	90.1	91.5	94.5	96.3	95.5	97.4	96.4	98.1	99.4	97.2	92.6	93.3

SEASONAL ADJUSTMENT FACTORS AND INDEXES,
WHOLESALE PRICE INDEX--Continued
NONDURABLE RAW OR SLIGHTLY PROCESSED GOODS

Year	Jan.	Feb.	Mar.	Apr.	May	June	July	Aug.	Sept.	Oct.	Nov.	Dec.
Seasonal adjustment factors:												
1948	99.7	99.2	100.4	99.3	99.7	99.6	100.8	100.7	100.7	99.6	100.1	99.7
1949	99.8	99.6	100.4	99.5	99.7	99.6	100.6	100.5	100.5	99.7	100.2	99.8
1950	99.8	99.6	100.4	99.6	99.6	99.5	100.6	100.6	100.4	99.7	100.2	99.7
1951	100.0	100.0	100.6	99.9	99.8	99.1	100.5	100.4	100.4	99.7	99.9	99.4
1952	100.1	100.3	100.7	100.1	99.8	99.0	100.7	100.5	100.2	99.5	99.8	99.0
1953	100.3	100.4	100.6	100.5	99.9	99.4	100.4	100.3	100.2	99.7	99.7	98.9
1954	100.2	100.2	100.6	100.6	100.2	99.6	100.5	100.3	100.3	99.5	99.3	98.7
1955	100.2	100.4	100.5	100.8	100.3	99.9	100.4	100.3	100.2	99.4	99.0	98.8
1956	100.0	100.4	100.7	101.0	100.5	100.1	100.2	100.0	99.9	99.4	99.2	98.9
1957	99.9	100.5	100.8	101.1	100.6	100.3	100.0	99.7	100.1	99.4	99.0	99.1
1958	99.9	100.2	101.1	101.1	100.8	100.1	100.0	99.3	99.8	99.5	99.3	99.3
1959	99.9	100.3	101.3	101.1	100.5	99.6	100.0	99.4	99.7	99.6	99.4	99.2
1960	99.9	100.3	101.5	101.1	100.6	99.5	99.9	99.2	99.7	99.6	99.5	99.3
1961	100.1	100.3	101.3	101.2	100.5	99.5	99.9	99.4	99.7	99.6	99.5	99.3

Price indexes (1957-59=100):												
1948	111.2	105.8	104.9	106.0	107.6	109.3	110.0	109.2	108.1	105.5	104.7	102.8
1949	100.6	97.7	98.2	97.6	97.2	96.1	96.0	96.0	96.5	95.4	95.5	94.5
1950	94.1	95.3	96.2	95.6	96.9	97.3	102.1	103.4	105.4	104.5	107.2	109.5
1951	113.2	116.8	116.8	116.2	114.9	113.6	111.5	110.7	110.2	111.5	111.8	111.6
1952	110.5	108.9	109.1	108.8	108.0	107.2	109.5	109.4	107.7	106.6	106.2	103.3
1953	103.6	102.5	103.4	101.1	101.5	100.3	102.4	101.7	102.7	100.9	99.8	100.1
1954	102.3	102.0	102.2	102.5	101.2	99.1	100.5	100.3	98.9	98.6	99.1	96.6
1955	98.6	99.1	98.2	99.1	96.5	97.2	95.9	95.6	96.1	94.3	92.8	92.4
1956	93.5	94.5	94.8	95.2	97.0	97.1	96.4	96.2	97.0	96.2	96.3	97.3
1957	97.8	97.5	97.3	98.6	97.5	97.9	99.4	99.7	98.7	99.3	99.7	100.5
1958	101.2	103.1	105.9	103.7	104.3	102.3	102.1	101.0	101.4	101.0	100.8	99.8
1959	100.6	100.3	100.2	101.1	100.0	99.4	98.5	97.8	99.4	97.7	96.8	97.1
1960	97.7	97.8	100.2	100.4	99.9	98.9	99.3	97.3	98.4	99.7	100.0	99.1
1961	99.6	100.0	99.8	98.4	97.3	96.0	97.6	98.9	98.0	98.5	98.7	99.0

CONSTRUCTION MATERIALS												
Year	Jan.	Feb.	Mar.	Apr.	May	June	July	Aug.	Sept.	Oct.	Nov.	Dec.
Seasonal adjustment factors:												
1948	100.4	100.3	100.2	99.8	99.7	99.4	99.4	100.1	100.3	100.3	100.0	100.0
1949	100.4	100.3	100.2	99.8	99.8	99.5	99.4	100.0	100.3	100.3	100.0	100.0
1950	100.4	100.3	100.2	99.9	99.8	99.5	99.4	100.0	100.3	100.3	100.0	100.0
1951	100.2	100.2	100.1	99.9	99.9	99.6	99.7	100.0	100.2	100.2	99.9	100.0
1952	100.2	100.1	100.0	99.9	99.9	99.5	100.0	100.1	100.3	100.2	99.9	100.0
1953	100.1	100.0	99.9	100.0	99.9	99.6	100.1	100.2	100.3	100.2	100.0	99.9
1954	100.0	99.8	99.9	100.1	99.8	99.5	100.2	100.4	100.4	100.2	100.0	99.9
1955	99.9	99.8	99.9	100.0	99.8	99.6	100.3	100.5	100.4	100.2	99.9	99.8
1956	100.0	99.9	99.9	100.0	99.8	99.7	100.1	100.4	100.5	100.2	100.0	99.8
1957	99.9	99.9	99.8	100.1	100.0	99.9	100.0	100.4	100.3	100.2	99.9	99.8
1958	100.0	99.9	99.9	100.1	100.1	100.0	100.0	100.2	100.2	100.0	99.9	99.8
1959	100.0	100.0	99.9	100.1	100.2	100.1	100.1	100.1	100.1	99.9	99.9	99.8
1960	100.0	100.0	99.9	100.2	100.3	100.1	100.0	100.0	100.1	99.9	99.9	99.7
1961	100.0	99.9	99.9	100.2	100.3	100.1	100.1	100.0	100.0	99.8	99.8	99.8

Price indexes (1957-59=100):												
1948	76.3	76.7	77.2	77.3	77.7	78.2	79.2	80.9	81.1	80.8	80.6	80.3
1949	79.9	79.5	79.1	78.4	77.6	76.9	76.0	75.6	75.7	76.0	76.3	76.7
1950	77.4	78.2	78.9	79.4	80.6	81.5	82.7	84.9	86.7	87.8	88.2	89.7
1951	91.1	91.5	91.6	91.6	91.5	91.0	90.5	90.1	90.0	90.0	89.8	89.4
1952	89.3	89.4	89.4	89.6	89.5	89.3	89.4	89.9	90.0	89.9	89.8	89.7
1953	89.8	90.0	90.4	90.9	91.1	91.3	92.0	91.6	91.3	91.0	90.6	90.7
1954	90.7	90.4	90.4	90.2	89.9	89.8	91.3	91.6	92.0	92.3	92.4	92.5
1955	92.6	92.9	93.1	93.5	94.1	94.1	95.3	96.6	97.4	97.6	97.1	97.3
1956	98.1	98.2	98.9	99.5	99.2	99.0	99.0	99.7	99.3	99.3	99.2	98.9
1957	98.9	98.9	98.9	99.1	99.1	99.1	99.6	99.5	99.2	98.7	98.6	98.6
1958	98.8	98.6	98.1	97.8	97.9	98.2	98.2	99.0	100.1	100.1	100.1	100.1
1959	100.4	101.0	101.3	102.1	102.9	102.9	102.6	102.6	102.3	102.3	102.0	102.3
1960	102.5	102.3	102.0	101.8	101.5	100.7	100.1	99.6	99.4	98.9	98.8	98.5
1961	98.6	98.4	98.5	99.1	99.0	98.9	98.9	98.6	98.5	98.3	98.2	98.2

SEASONAL ADJUSTMENT FACTORS AND INDEXES,
WHOLESALE PRICE INDEX--Continued
FARM PRODUCTS--CODE 01

Year	Jan.	Feb.	Mar.	Apr.	May	June	July	Aug.	Sept.	Oct.	Nov.	Dec.
Seasonal adjustment factors:												
1948	99.1	98.5	99.4	99.9	100.9	100.5	101.8	101.4	101.2	99.0	99.6	99.1
1949	99.1	98.9	99.6	100.0	100.8	100.4	101.3	101.1	100.8	99.1	99.6	99.2
1950	99.2	99.0	99.7	100.2	100.6	100.2	101.4	101.2	100.6	99.1	99.6	98.9
1951	99.3	99.4	100.8	100.5	100.8	99.5	101.2	100.8	100.7	99.1	99.2	98.5
1952	99.6	99.9	100.9	100.7	100.7	99.3	101.4	100.9	100.4	99.0	99.1	98.0
1953	99.7	100.0	100.8	101.4	100.7	99.8	100.8	100.5	100.4	99.5	98.9	97.6
1954	99.6	99.8	100.6	101.4	101.3	100.2	101.0	100.4	100.6	99.1	98.4	97.4
1955	99.6	100.0	100.6	101.6	101.3	100.6	101.0	100.3	100.4	99.0	98.0	97.5
1956	99.3	100.1	100.9	101.8	101.5	100.9	100.8	100.1	99.9	98.9	98.4	97.8
1957	99.2	100.1	100.9	101.9	101.5	101.2	100.5	99.6	100.1	98.9	98.1	98.2
1958	99.2	100.0	101.5	101.9	101.8	100.8	100.4	99.2	99.5	98.9	98.6	98.5
1959	99.5	100.1	101.8	102.1	101.2	100.1	100.4	99.5	99.3	98.9	98.8	98.4
1960	99.4	100.1	102.1	102.1	101.4	99.9	100.1	99.1	99.4	99.0	98.9	98.5
1961	99.6	100.2	101.8	102.2	101.1	99.8	100.1	99.4	99.4	99.0	98.8	98.5

Price indexes (1957-59=100):												
1948	123.8	115.3	115.0	116.6	119.4	121.7	121.3	119.8	117.9	113.4	111.9	109.2
1949	105.5	101.5	103.1	103.1	103.1	101.0	100.7	100.7	101.0	99.0	98.9	97.3
1950	96.9	99.0	100.7	100.3	102.9	103.2	109.6	110.6	112.4	110.1	113.8	117.8
1951	122.6	127.9	128.4	128.3	126.3	124.3	121.3	120.5	120.0	121.7	122.3	121.5
1952	120.1	117.7	118.1	118.7	117.8	117.0	120.3	120.0	116.4	114.5	113.1	108.3
1953	108.7	106.9	108.9	106.2	106.8	104.1	106.9	105.2	107.1	104.0	102.3	103.1
1954	106.8	106.7	107.4	108.5	106.9	103.5	105.0	104.6	102.2	101.6	101.7	98.1
1955	101.0	101.6	100.5	102.8	99.6	100.2	97.7	96.2	97.5	94.8	91.8	90.5
1956	91.8	93.9	94.5	96.1	99.2	99.6	98.3	97.3	98.4	96.5	96.0	97.0
1957	97.5	96.9	96.9	98.9	97.7	99.2	101.3	101.5	99.3	99.9	100.3	101.1
1958	102.3	104.9	109.7	106.7	107.5	104.4	103.7	101.7	101.6	100.8	100.5	98.9
1959	99.9	99.5	99.1	100.9	99.1	98.0	96.5	95.1	97.0	94.4	93.2	93.8
1960	94.4	95.0	98.7	99.5	98.7	97.2	97.0	94.5	95.7	97.7	98.1	96.8
1961	97.9	98.3	98.1	96.6	94.8	92.9	95.1	96.7	95.2	95.1	95.6	95.9

FRESH AND DRIED FRUITS AND VEGETABLES--CODE 01-1

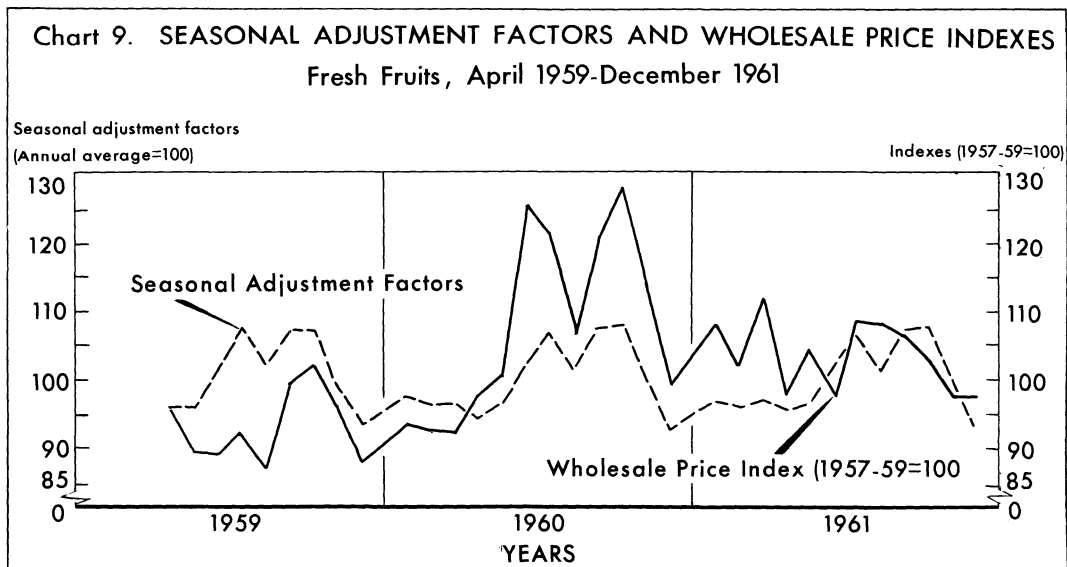
Year	Jan.	Feb.	Mar.	Apr.	May	June	July	Aug.	Sept.	Oct.	Nov.	Dec.
Seasonal adjustment factors:												
1948	101.1	101.1	101.0	107.8	110.7	99.7	99.7	96.3	93.4	92.0	98.6	99.2
1949	100.4	101.8	100.0	107.6	111.0	100.0	99.2	95.8	93.5	91.9	98.6	99.8
1950	100.7	100.5	100.2	107.0	109.9	100.0	100.1	96.6	93.7	92.2	98.6	100.0
1951	100.2	99.5	100.1	106.2	108.2	101.8	99.7	97.2	94.5	93.1	99.0	100.5
1952	99.7	98.4	99.7	105.5	107.0	101.6	101.5	99.0	95.0	94.4	98.9	99.2
1953	99.5	98.0	98.5	106.1	107.8	102.0	100.0	99.3	96.8	94.9	99.3	97.4
1954	100.7	96.2	100.2	104.7	107.4	100.9	102.5	98.9	96.3	95.2	99.9	96.6
1955	100.5	97.3	99.5	105.3	108.3	101.4	102.2	98.4	95.8	96.0	99.5	95.9
1956	101.3	98.9	99.3	105.9	108.9	98.4	103.3	97.2	95.3	96.3	98.9	96.4
1957	101.4	100.3	98.0	107.7	108.6	99.0	101.2	95.1	95.9	96.5	98.4	97.8
1958	101.7	100.4	98.6	106.8	108.2	99.1	102.5	93.5	95.1	98.2	98.4	98.0
1959	101.1	100.9	98.8	107.2	106.8	100.2	101.6	94.4	95.8	98.7	97.7	96.7
1960	100.9	101.0	99.3	107.1	106.5	99.9	101.6	93.4	96.5	98.7	98.2	96.6
1961	100.8	100.2	99.5	106.5	106.2	101.2	102.0	93.8	96.5	98.5	98.4	96.2

Price indexes (1957-59=100):												
1948	99.8	102.1	101.7	108.6	112.2	98.4	93.0	91.3	87.1	87.3	89.4	87.4
1949	96.9	98.3	97.5	105.1	109.3	94.6	92.9	87.8	85.0	81.0	87.2	86.1
1950	84.9	83.7	85.7	91.3	90.6	84.6	89.9	84.8	81.2	78.8	87.8	90.2
1951	85.6	92.2	83.4	92.7	97.8	88.8	85.6	84.3	87.5	90.6	100.8	110.7
1952	114.5	106.1	116.8	120.0	121.5	117.1	120.8	117.2	109.0	105.3	106.7	105.8
1953	101.1	96.3	99.7	100.8	99.3	103.6	89.3	92.4	90.5	88.8	88.8	84.6
1954	86.0	84.5	84.5	91.8	98.4	91.1	104.5	102.1	94.1	96.0	97.3	91.3
1955	99.2	97.8	98.4	114.0	111.9	98.7	93.0	93.8	96.2	87.6	96.7	90.1
1956	99.0	92.6	100.4	96.0	105.4	113.3	105.4	89.4	89.8	92.0	98.3	96.7
1957	94.9	90.6	88.7	97.1	102.7	99.3	101.8	100.2	93.2	101.5	100.2	102.1
1958	114.0	119.7	134.3	121.8	115.0	96.1	100.2	91.6	92.3	95.7	92.5	93.5
1959	96.6	99.8	88.2	107.6	100.9	95.1	92.8	87.5	97.2	96.3	97.3	101.7
1960	98.9	94.7	98.4	105.1	110.2	103.4	106.4	93.0	98.7	102.9	101.3	93.8
1961	97.7	94.1	99.8	94.4	95.6	97.4	98.3	91.7	89.4	89.1	89.9	87.2

SEASONAL ADJUSTMENT FACTORS AND INDEXES,
WHOLESALE PRICE INDEX--Continued

FRESH FRUITS--CODE 01-11

Year	Jan.	Feb.	Mar.	Apr.	May	June	July	Aug.	Sept.	Oct.	Nov.	Dec.
Seasonal adjustment factors:												
1948	93.5	94.7	92.9	92.9	98.7	101.1	112.5	107.2	104.5	100.1	100.7	100.8
1949	92.7	94.8	92.8	93.4	98.7	101.6	111.9	107.2	104.3	100.6	100.5	101.4
1950	92.7	95.1	93.0	93.2	98.5	101.7	111.5	106.3	104.8	101.7	100.5	100.8
1951	94.0	94.3	92.9	93.3	98.3	102.9	110.9	104.2	105.7	102.2	101.1	100.8
1952	93.7	94.7	93.2	94.6	96.9	101.9	109.9	104.9	106.5	103.4	101.1	99.3
1953	94.0	94.3	94.2	95.4	96.6	102.7	107.7	104.5	107.1	104.1	100.7	98.3
1954	95.9	94.1	94.0	95.8	97.4	102.4	107.2	103.1	107.4	104.5	101.2	97.6
1955	96.5	93.2	95.6	97.5	96.7	101.3	107.0	103.3	106.5	103.4	100.5	98.3
1956	97.7	95.0	96.4	96.8	97.2	100.0	106.9	103.7	106.3	103.9	99.4	96.6
1957	99.2	96.8	96.6	97.0	97.0	99.8	105.6	102.0	105.2	104.1	100.1	96.7
1958	99.5	98.0	96.2	96.9	96.9	101.7	105.1	101.3	105.2	105.8	99.4	94.6
1959	100.0	98.4	98.3									
1959				96.0	96.0	101.2	107.6	102.0	107.2	107.2	99.3	93.9
1960	97.7	96.4	96.5	94.7	96.6	102.1	106.6	101.1	107.4	107.8	100.0	92.6
1961	97.0	96.1	97.0	95.9	96.5	102.0	106.8	101.0	107.3	107.9	99.8	93.3
Price indexes (1957-59=100):												
1948	65.5	70.0	71.1	72.0	77.0	83.7	92.7	101.4	95.0	93.2	93.8	92.3
1949	92.7	92.3	91.4	93.1	103.0	101.1	105.3	90.7	87.9	81.2	78.0	80.5
1950	79.6	78.7	76.6	78.1	82.5	84.9	108.4	98.6	98.0	92.4	101.1	99.0
1951	77.0	81.4	75.7	75.1	76.1	79.5	81.3	83.1	83.2	86.8	85.4	92.6
1952	87.7	93.7	93.7	93.3	99.5	102.9	108.6	100.8	105.0	104.1	94.7	90.5
1953	90.2	83.1	87.2	88.5	90.5	104.4	103.9	100.4	106.2	98.6	100.0	94.2
1954	90.3	92.8	90.7	97.2	95.9	98.5	110.0	109.2	110.4	105.9	97.1	92.5
1955	98.1	92.9	95.4	93.3	90.5	93.9	100.7	96.1	98.4	94.2	97.7	94.5
1956	88.5	86.2	84.3	90.0	96.4	98.8	98.6	95.3	102.1	104.0	99.1	96.9
1957	93.6	90.2	100.8	101.7	95.3	99.0	110.8	106.5	108.9	108.8	102.5	109.8
1958	114.8	110.4	106.0	94.3	100.8	103.2	109.1	109.2	109.2	105.3	100.0	90.4
1959	93.0	97.6	88.2	95.9	89.5	89.3	92.3	87.6	99.6	102.0	96.5	88.4
1960	93.2	92.7	92.6	97.9	100.4	125.6	121.8	106.8	121.0	128.0	113.4	99.7
1961	108.0	102.0	111.7	98.0	104.2	97.9	108.8	108.7	106.4	102.3	97.3	97.3



See footnotes at end of table.

SEASONAL ADJUSTMENT FACTORS AND INDEXES,
WHOLESALE PRICE INDEX--Continued
1
APPLES, DELICIOUS--CODE 01-11-01

Year	Jan.	Feb.	Mar.	Apr.	May	June	July	Aug.	Sept.	Oct.	Nov.	Dec.
Seasonal adjustment factors:												
1948	94.0	98.5	98.7	107.8	118.3					95.3	93.6	93.5
1949	95.3	99.7	97.8	105.5	119.6					95.2	93.3	93.4
1950	95.2	100.9	97.1	104.3	119.1					95.3	94.4	93.4
1951	97.0	101.7	96.6	101.3	118.6					97.5	94.8	92.5
1952	95.5	101.4	96.0	102.2	119.0					98.2	95.1	92.7
1953	95.1	102.1	97.1	101.7	117.5					97.9	95.2	93.5
1954	93.0	99.9	98.2	104.9	113.5						96.6	94.0
1955	93.7	95.6	99.0	106.6	114.3						95.7	95.0
1956	94.0	94.7	97.2	108.3	117.5					95.9	95.7	96.8
1957	98.8	97.3	102.2								101.1	100.7
1958	94.4	91.2	96.2	109.7	120.0					99.5	95.9	93.4
1959	95.8	91.1	96.1	106.5	123.3					99.9	94.1	93.0
1960	96.0	92.7	95.9	105.6	123.5						94.0	92.2
1961	96.3	93.0	97.2	104.5	122.4						94.5	92.0

Price indexes (1957-59=100):²

1948	68.5	74.4	86.1	103.1	112.5					97.6	98.5	102.4
1949	112.8	116.8	114.0	113.4	125.7					74.8	71.4	70.4
1950	73.9	75.0	75.1	86.3	116.8					80.6	77.1	76.5
1951	77.1	80.5	66.9	68.1	61.5					105.3	109.6	115.1
1952	124.1	145.8	132.2	138.0	161.0					126.2	132.2	123.1
1953	121.8	120.8	127.7	131.8	150.2					128.1	111.0	100.5
1954	103.9	114.4	112.5	127.9	146.5						102.4	106.0
1955	109.7	118.9	115.6	117.6	111.5						97.9	100.9
1956	89.7	91.6	94.0	104.6	106.1					121.0	133.7	129.1
1957	132.2	115.2	132.3								88.7	86.8
1958	80.8	52.3	76.0	95.0	116.2					84.3	78.1	82.0
1959	81.8	84.6	94.9	123.8	115.3					129.0	112.0	104.9
1960	113.8	108.4	108.5	107.5	136.4						113.9	107.6
1961	122.7	118.4	121.3	113.9	154.4						112.2	114.9

APPLES, WINESAP¹--CODE 01-11-02

Year	Jan.	Feb.	Mar.	Apr.	May	June	July	Aug.	Sept.	Oct.	Nov.	Dec.
Seasonal adjustment factors:												
1948			80.2	84.4	100.8	115.2	119.4					
1949			80.8	83.6	100.9	118.0	116.7					
1950			81.1	84.4	99.4	118.6	116.6					
1951			85.0	85.8	97.4	119.6	112.2					
1952			84.2	87.1	98.0	122.4	108.3					
1953			87.0	90.1	96.7	117.8	108.4					
1954			90.0	92.1	98.8	112.1	107.0					
1955				91.6	96.9	110.5	100.9					
1956			92.3	93.7	102.3	110.9	100.8					
1957			96.4	97.5	102.8	105.3	98.0					
1958			95.4	96.1	103.9	106.6	98.0					
1959			96.1	97.8	103.5	103.9	98.7					
1960				96.4	104.7	99.9	98.9					
1961				97.4	103.6	99.7	99.3					

Price indexes (1957-59=100):²

1948			49.0	62.7	81.3	92.9	110.3					
1949			58.8	95.8	98.1	96.1	66.0					
1950			69.2	68.0	90.0	107.4	130.0					
1951			41.5	38.4	49.0	69.8	58.7					
1952			91.9	105.9	110.4	145.5	148.7					
1953			99.7	104.7	109.6	135.3	121.4					
1954			88.7	91.0	94.1	104.3	86.4					
1955				93.6	96.6	103.5	113.5					
1956			79.9	74.0	91.2	90.6	85.5					
1957			119.0	124.1	119.1	157.9	168.9					
1958			76.0	81.2	97.5	135.6	84.7					
1959			85.2	80.8	68.3	51.4	49.5					
1960				80.3	100.7	119.3	125.0					
1961				99.5	111.7	98.7	105.1					

See footnotes at end of table.

SEASONAL ADJUSTMENT FACTORS AND INDEXES,
WHOLESALE PRICE INDEX--Continued
GRAPEFRUIT, FLORIDA, FRESH¹-CODE 01-11-21

Year	Jan.	Feb.	Mar.	Apr.	May	June	July	Aug.	Sept.	Oct.	Nov.	Dec.
Seasonal adjustment factors:												
1948	91.9	94.0	89.9	94.8	104.3	104.2	110.4			121.5	96.3	92.8
1949	91.0	94.2	91.1	95.1	102.7	102.2	109.7			122.4	97.9	93.6
1950	90.3	95.6	90.2	93.4	103.2	100.9	109.7			126.7	95.8	94.2
1951	90.4	95.7	88.8	92.0	103.1	98.5	106.1			130.1	100.1	95.4
1952	89.0	96.0	89.7	91.6	100.1	89.9	115.4			126.0	104.9	97.4
1953	88.7	93.9	87.2	90.4	97.9	91.9	117.5			127.5	107.2	97.9
1954	88.8	89.6	83.7	88.2	98.4	98.3	119.8			129.2	107.4	96.6
1955	89.9	84.4	84.4	89.4	97.4	100.0	124.9			121.1	111.9	96.5
1956	88.3	79.8	83.5	86.6	97.6	106.9	132.0			125.3	107.1	92.8
1957	91.3	80.4	82.1	85.7	96.2	114.8	128.4			126.2	103.5	91.3
1958	93.6	82.2	83.6	85.2	100.7	123.2				137.8	103.8	89.8
1959	96.0	79.3	81.0	84.3	95.3	115.9	132.0			133.1	96.6	86.5
1960	100.5	82.3	82.4	86.0	97.0	122.3				144.4	97.3	87.6
1961	98.5	80.5	79.9	84.9	92.2	115.8	131.2			136.9	93.6	86.5

Price indexes (1957-59=100): ²												
1948	63.7	56.4	53.2	55.5	63.6	67.7	80.7			77.7	68.8	61.5
1949	65.7	77.8	80.5	102.1	126.5	137.6	95.3			142.3	109.7	111.8
1950	113.5	114.8	115.8	117.6	110.6	102.7	139.0			106.9	88.4	90.8
1951	82.9	91.9	87.9	82.1	80.6	73.9	89.4			124.6	100.8	90.7
1952	75.4	85.9	68.5	68.6	91.3	83.8	94.3			130.4	72.1	83.2
1953	88.9	82.1	76.1	78.0	92.5	135.1	87.8			110.4	108.5	81.8
1954	69.0	84.0	78.4	82.8	78.5	61.1	106.2			87.6	98.1	86.7
1955	76.0	69.9	67.6	75.8	72.9	90.6	127.0			109.7	90.4	89.4
1956	83.7	71.0	76.0	80.4	101.9	126.2	118.7			159.0	120.2	98.3
1957	92.4	74.7	84.3	84.4	94.1	95.8	120.4			96.5	101.0	145.7
1958	96.8	82.7	96.9	100.7	148.9	181.1				167.1	106.4	80.9
1959	90.9	87.4	72.9	74.0	64.1	85.8	81.4			88.6	83.9	83.3
1960	83.4	81.9	81.4	84.1	110.1	143.8				201.2	113.6	96.0
1961	129.6	71.0	72.9	79.5	75.0	90.0	123.5			128.0	76.3	80.4

LEMONS--CODE 01-11-23

Year	Jan.	Feb.	Mar.	Apr.	May	June	July	Aug.	Sept.	Oct.	Nov.	Dec.
Seasonal adjustment factors:												
1948	106.1	100.4	96.5	88.9	107.4	112.2	100.1	89.8	95.3	94.5	112.2	97.2
1949	106.4	101.1	97.5	88.3	108.3	109.0	98.8	91.0	95.9	94.4	109.6	99.6
1950	105.5	100.9	97.9	88.9	107.6	111.2	99.0	91.2	96.7	91.4	111.4	98.8
1951	104.7	102.1	99.6	80.4	106.3	110.1	97.4	91.7	96.4	91.5	108.6	101.1
1952	102.0	101.1	101.2	94.1	106.3	111.2	92.2	91.2	103.1	91.2	108.2	97.9
1953	97.7	102.8	107.3	97.0	101.7	106.1	92.6	91.9	101.6	91.3	111.9	98.2
1954	97.5	101.8	106.7	99.2	99.2	107.5	89.1	93.0	102.5	95.7	113.5	93.9
1955	100.7	101.8	105.4	98.7	101.0	101.8	85.5	94.1	101.0	101.7	113.2	95.7
1956	103.0	99.9	105.7	92.9	101.5	97.5	88.6	94.2	100.3	102.2	116.6	98.0
1957	103.5	98.0	103.6	94.1	100.9	91.7	90.2	98.3	100.1	102.3	115.2	101.7
1958	105.1	98.5	100.0	92.7	99.3	91.6	88.6	98.0	104.9	105.2	113.9	102.7
1959	101.2	98.8	100.1	91.8	98.0	92.7	90.5	97.6	106.7	99.7	116.6	106.8
1960	98.6	98.6	101.0	92.3	95.4	92.5	91.9	98.0	110.1	97.4	117.0	107.6
1961	97.6	99.4	99.2	94.4	95.0	94.8	88.6	99.3	110.8	97.4	116.9	106.2

Price indexes (1957-59=100):												
1948	81.9	86.9	90.3	98.5	102.7	109.2	98.9	90.7	117.6	102.1	117.8	104.1
1949	123.7	129.9	121.4	92.8	124.9	140.4	137.7	117.3	96.5	147.8	160.4	197.6
1950	147.8	101.0	85.5	84.0	113.6	112.7	93.5	85.2	92.0	80.8	107.0	90.9
1951	102.5	108.5	108.7	92.2	112.9	94.3	94.5	104.8	116.5	102.8	110.3	126.1
1952	108.7	108.1	108.1	95.1	103.3	121.4	89.6	73.8	71.8	53.5	83.5	65.2
1953	71.3	87.0	96.1	108.6	102.8	113.1	101.9	102.5	127.3	114.8	111.7	119.9
1954	106.2	112.0	118.0	97.1	103.6	116.5	78.9	87.8	111.5	110.7	118.6	90.9
1955	102.7	105.6	119.3	103.9	100.3	95.9	103.4	95.5	86.7	81.4	127.0	133.9
1956	98.3	95.6	97.6	99.4	98.9	102.4	79.4	115.7	125.5	127.7	117.5	98.9
1957	123.5	106.9	97.0	88.6	104.6	87.0	72.2	82.3	79.9	100.8	111.6	100.9
1958	105.1	96.4	111.7	82.8	104.1	87.0	111.7	91.5	102.8	96.6	113.6	114.1
1959	93.2	93.0	99.6	104.4	102.6	91.7	92.6	116.4	113.8	110.8	106.9	102.1
1960	109.1	101.7	91.5	88.7	85.7	94.8	99.1	110.3	142.5	128.4	160.6	122.7
1961	98.5	116.1	119.8	108.9	105.3	115.5	86.5	95.0	108.0	73.2	104.3	106.1

See footnotes at end of table.

SEASONAL ADJUSTMENT FACTORS AND INDEXES,
WHOLESALE PRICE INDEX--Continued

ORANGES, FLORIDA--CODE 01-11-26

Year	Jan.	Feb.	Mar.	Apr.	May	June	July	Aug.	Sept.	Oct.	Nov.	Dec.
Seasonal adjustment factors:												
1948	83.9	90.2	95.7	92.1	99.4	106.0	127.1	131.3			83.6	80.9
1949	83.3	91.2	95.2	91.4	99.3	105.2	124.3	133.6		110.6	83.7	82.3
1950	81.1	92.1	95.2	90.6	99.6	105.9	123.4	131.4		113.4	85.3	81.5
1951	80.3	93.3	92.4	89.6	97.3	111.9	118.3	130.6		116.9	88.2	81.3
1952	81.3	94.8	93.8	91.7	100.3	114.8	120.4	127.0			91.7	84.2
1953	78.1	92.5	90.3	88.6	99.0	113.1	118.5	125.4		121.5	90.1	82.8
1954	79.6	89.8	88.9	90.2	97.5	114.3	121.1	123.2		125.3	90.4	79.6
1955	81.3	87.6	90.8	92.6	98.3	111.0	120.6	125.6		124.9	86.5	80.8
1956	81.5	87.3	90.1	94.1	98.6	103.7	123.1	131.0		124.0	85.4	81.4
1957	81.5	88.1	91.2	93.3	100.5	103.5	119.6	130.5		122.7	88.1	80.9
1958	84.6	91.8	92.5	95.7	101.5	107.7	120.3			130.5	91.0	84.5
1959	87.3	98.5	95.3	95.0	106.3	109.8	123.6				96.1	88.2
1960	88.0	100.2	92.8	92.7	104.2	111.4	123.3				99.3	88.0
1961	87.4	100.6	93.6	90.9	104.7	111.7				125.3	98.8	86.9

Price indexes (1957-59=100):²

1948	53.8	52.2	61.9	56.1	60.3	57.6	70.6	61.1		64.0	54.0	57.1
1949	58.4	69.8	71.1	82.5	100.4	118.9	147.1	172.7		100.7	65.9	69.0
1950	86.1	89.1	98.5	93.6	85.7	97.7	113.1	110.3		95.6	78.4	72.2
1951	69.9	88.9	83.8	73.9	84.3	81.3	86.8	114.6		100.9	75.4	73.4
1952	51.9	68.0	63.7	57.0	69.8	76.5	86.0	90.2			75.2	61.6
1953	69.4	73.0	73.0	74.7	75.8	110.0	86.3	85.9		97.3	77.6	65.6
1954	61.0	69.0	64.1	73.5	82.7	88.4	103.5	141.6		101.8	59.9	64.1
1955	62.9	73.1	76.9	72.7	81.0	90.5	110.5	114.3		88.8	77.7	71.5
1956	78.8	79.8	84.1	92.7	92.4	109.4	121.0	129.4		145.1	94.7	73.1
1957	71.1	73.1	85.7	80.7	82.3	72.6	90.1	102.3		104.4	60.8	106.2
1958	80.9	92.1	93.5	111.3	116.8	123.2	157.7			142.3	109.3	101.0
1959	89.7	102.8	96.0	95.6	118.9	114.3	107.4				86.3	71.6
1960	76.8	89.0	82.2	82.7	86.6	113.3	125.5				123.6	120.7
1961	116.1	130.0	106.7	88.5	106.5	106.5				100.9	95.7	77.9

ORANGES, CALIFORNIA--CODE 01-11-27

Year	Jan.	Feb.	Mar.	Apr.	May	June	July	Aug.	Sept.	Oct.	Nov.	Dec.
Seasonal adjustment factors:												
1948	98.2	105.7	99.7	92.9	107.8	97.7	97.3	92.4	101.2	98.3	112.3	96.5
1949	95.2	105.3	99.3	94.0	109.8	96.6	96.5	95.0	102.2	97.6	111.0	97.2
1950	95.1	104.1	99.8	94.7	109.4	96.6	93.9	95.0	103.0	100.6	110.2	97.2
1951	91.6	101.9	97.8	95.3	111.3	101.2	92.4	96.3	104.1	99.7	112.5	96.2
1952	91.2	97.8	98.2	100.3	106.7	100.3	91.3	97.7	107.2	102.8	110.9	95.6
1953	89.3	92.4	99.7	102.6	104.7	102.2	92.6	99.0	111.6	101.8	108.8	95.7
1954	89.9	91.9	97.5	100.2	102.8	106.5	94.4	95.7	113.3	104.4	109.4	94.4
1955	89.7	90.0	97.7	102.5	101.9	102.0	96.4	97.6	114.3	101.7	110.0	96.8
1956	90.8	90.1	97.6	103.1	101.9	95.7	95.2	95.6	116.2	106.7	113.7	93.4
1957	91.7	91.2	96.4	102.3	101.2	96.0	93.8	95.0	112.0	103.6	120.9	96.5
1958	90.9	93.7	94.5	102.2	100.6	97.0	92.7	93.9	108.1	107.7	124.5	94.1
1959	93.4	92.6	95.9	105.1	97.1	96.2	93.1	97.4	104.5	104.8	124.1	96.1
1960	93.4	93.3	94.6	104.1	96.0	100.4	93.3	95.8	103.0	104.5	126.9	95.0
1961	93.2	93.1	94.7	105.2	95.0	101.7	94.2	98.6	101.3	102.6	122.8	98.3
Average ³	91.4	93.8	94.8	101.6	99.2	99.1	93.9	96.9	106.6	105.7	120.3	96.5

Price indexes (1957-59=100):

1948	68.4	70.6	77.1	66.9	73.3	79.7	87.1	81.6	91.5	88.0	96.4	96.0
1949	81.1	98.5	88.6	89.0	124.0	107.4	103.6	89.7	85.6	79.8	81.1	60.4
1950	85.4	87.2	78.2	79.7	83.9	73.6	72.1	67.2	84.5	83.7	125.5	98.1
1951	68.4	86.8	80.1	76.9	91.3	68.3	69.6	88.5	89.6	82.8	86.8	93.1
1952	90.0	94.5	99.9	90.9	97.9	87.7	72.9	83.4	93.8	101.3	87.1	75.9
1953	67.4	68.7	71.0	67.4	78.7	92.5	70.5	71.0	75.2	66.1	93.4	79.5
1954	76.8	81.2	91.3	118.5	99.6	100.4	103.4	104.8	115.5	108.1	84.6	65.1
1955	81.5	67.3	91.1	96.9	85.4	92.8	88.9	83.5	116.1	84.9	115.3	99.6
1956	70.0	85.8	75.9	75.5	107.1	116.6	101.9	96.4	115.5	105.2	98.9	92.7
1957	90.7	85.8	97.1	98.0	86.0	61.4	76.1	88.5	98.7	102.2	108.6	115.3
1958	112.8	113.2	117.6	114.8	118.0	100.3	101.1	102.5	136.8	138.0	162.1	84.4
1959	89.6	86.6	78.3	100.0	84.3	93.3	82.8	87.5	85.9	86.1	123.8	91.5
1960	92.6	97.7	104.3	122.6	111.6	123.9	110.0	103.0	122.9	137.2	166.1	118.0
1961	113.2	109.0	175.2	110.8	103.3	121.0	112.3	122.8	107.9	102.0	112.9	124.6

See footnotes at end of table.

SEASONAL ADJUSTMENT FACTORS AND INDEXES,
WHOLESALE PRICE INDEX--Continued
FRESH AND DRIED VEGETABLES--CODE 01-13

Year	Jan.	Feb.	Mar.	Apr.	May	June	July	Aug.	Sept.	Oct.	Nov.	Dec.
Seasonal adjustment factors:												
1948	105.0	104.7	105.6	116.6	118.2	99.6	92.9	90.0	86.4	86.5	96.8	97.8
1949	104.6	105.9	104.1	116.2	118.7	99.7	92.5	89.3	86.8	86.2	97.0	98.7
1950	105.1	103.7	104.4	115.3	117.1	99.7	93.9	91.0	86.9	86.2	97.0	99.2
1951	103.8	102.5	104.2	114.1	114.7	101.6	93.3	93.1	87.8	87.6	97.3	100.0
1952	103.2	100.5	103.5	112.1	113.9	101.9	96.9	95.6	87.9	89.0	97.1	98.7
1953	102.7	100.1	101.0	113.1	115.7	102.0	95.3	96.1	90.5	89.2	98.0	96.0
1954	103.8	97.5	104.4	110.7	114.9	101.2	99.6	95.8	88.9	88.7	98.7	95.3
1955	103.6	99.9	101.9	110.9	117.5	103.0	99.0	94.8	87.8	90.2	98.4	93.6
1956	104.2	101.9	101.7	113.1	118.8	98.8	100.9	91.9	86.3	90.0	97.4	95.1
1957	104.3	103.9	99.3	116.5	118.6	99.9	97.6	89.3	87.3	89.6	96.1	97.7
1958	104.7	103.4	101.2	115.6	118.7	97.6	100.0	87.4	85.2	90.5	96.1	100.2
1959	103.4	104.7	99.7	117.4	116.6	100.6	98.2	87.9	86.3	91.8	95.7	97.8
1960	102.8	104.2	101.3	118.3	115.8	99.4	98.6	86.6	87.2	91.2	96.3	98.5
1961	103.2	103.2	100.9	116.5	115.2	101.8	99.2	87.4	87.3	90.6	97.0	97.2

Price indexes (1957-59=100):												
1948	127.1	128.5	127.1	138.5	141.7	113.3	98.1	89.2	85.9	87.4	90.9	88.3
1949	104.6	107.3	106.2	118.5	119.5	95.3	89.6	90.1	87.0	84.0	96.7	93.0
1950	91.6	90.1	94.9	103.7	99.6	87.7	81.6	77.7	70.6	69.8	80.2	85.9
1951	91.7	100.1	88.5	105.2	113.6	95.9	89.7	86.8	92.9	96.2	114.9	127.5
1952	137.3	118.8	137.4	143.3	142.2	132.3	135.0	133.3	116.2	110.6	118.8	119.7
1953	111.8	107.9	111.3	112.2	108.5	107.0	82.6	90.3	83.3	85.3	84.1	80.4
1954	85.1	81.0	82.1	90.5	102.7	88.4	104.5	100.7	86.3	92.0	99.4	92.2
1955	102.6	104.2	103.2	134.5	132.8	105.1	88.9	94.0	96.6	83.5	98.0	87.9
1956	109.5	99.1	115.7	102.6	115.5	128.7	113.7	86.3	81.9	84.7	100.6	99.3
1957	98.6	93.2	81.0	96.2	112.1	102.6	98.0	98.3	82.9	97.9	100.0	97.6
1958	115.9	130.3	161.3	146.3	128.5	90.5	92.5	76.0	75.6	85.3	82.1	91.5
1959	95.5	98.3	83.6	114.4	106.8	96.1	89.3	84.6	95.1	91.8	97.9	112.5
1960	103.4	96.2	103.2	111.6	119.6	87.2	95.7	82.3	81.5	83.6	91.7	88.2
1961	88.6	86.5	89.3	90.8	87.6	96.9	88.8	75.5	73.0	76.7	83.4	77.8

CABBAGE--CODE 01-13-16												
Year	Jan.	Feb.	Mar.	Apr.	May	June	July	Aug.	Sept.	Oct.	Nov.	Dec.
Seasonal adjustment factors:												
1948	122.6	138.1	135.8	151.8	132.7	82.9	72.5	68.3	68.1	64.4	66.4	96.0
1949	122.3	153.9	139.0	142.1	125.6	80.7	73.4	67.7	67.1	62.5	65.7	99.9
1950	131.3	146.9	128.7	140.0	135.7	77.7	73.8	68.7	65.4	63.0	68.5	99.8
1951	132.6	153.2	131.9	128.2	134.7	70.8	78.7	70.7	67.0	63.7	69.8	99.1
1952	135.6	145.2	118.8	131.1	144.3	71.6	74.9	68.0	66.6	66.5	69.2	107.8
1953	132.7	136.7	112.8	140.9	148.1	61.0	70.4	74.6	69.2	67.6	73.2	112.5
1954	137.8	114.0	109.2	152.2	151.5	66.6	65.3	75.2	71.0	73.1	75.3	109.1
1955	130.9	120.1	120.9	155.4	132.6	64.8	67.7	73.9	72.4	71.5	74.1	115.5
1956	135.2	123.0	115.3	152.9	132.1	66.0	60.6	71.2	70.0	68.4	76.1	129.6
1957	134.7	125.0	120.3	151.7	116.4	64.8	67.5	67.6	71.5	69.0	81.5	130.2
1958	135.5	127.4	123.3	141.9	107.1	72.2	73.1	57.8	75.7	67.6	87.3	131.3
1959	133.8	129.8	122.3	131.2	110.0	76.4	79.7	56.9	75.2	68.4	88.8	128.1
1960	132.6	128.9	118.6	127.6	113.6	82.9	77.1	54.8	77.5	70.6	92.0	123.8
1961	134.2	125.9	121.8	124.7	111.3	85.3	83.3	55.4	77.0	72.1	92.4	117.0
Average	132.3	129.4	117.4	127.0	114.6	84.0	75.8	54.4	77.6	71.1	92.1	124.3

Price indexes (1957-59=100):												
1948	113.0	99.6	98.9	169.7	89.0	71.3	40.9	34.6	56.3	52.2	45.6	59.0
1949	74.2	91.2	113.1	86.1	105.0	51.7	89.3	95.6	64.3	47.4	47.5	72.4
1950	76.4	91.1	84.1	86.3	95.1	63.6	37.1	33.6	34.2	35.2	42.7	71.1
1951	149.1	281.5	168.5	106.3	82.3	47.3	53.2	47.7	55.2	62.9	92.6	184.3
1952	254.1	136.1	97.2	173.4	260.9	86.4	116.7	111.8	77.8	80.0	80.6	74.5
1953	69.1	76.2	77.8	99.4	80.0	136.2	68.9	51.9	68.1	54.3	44.2	47.4
1954	79.9	76.2	79.7	97.2	121.0	43.7	45.1	45.4	40.6	47.0	48.3	142.1
1955	111.8	110.2	97.2	165.3	164.2	44.4	44.4	114.5	91.8	95.6	112.4	128.1
1956	166.9	100.5	103.7	126.4	78.9	74.5	37.6	40.8	46.0	48.5	44.0	51.8
1957	88.8	90.8	103.7	127.5	84.2	48.6	97.2	71.3	68.1	58.3	76.2	149.1
1958	151.3	184.8	128.6	162.1	126.4	58.3	32.4	35.4	49.9	45.4	68.2	137.7
1959	116.7	111.8	119.9	110.2	81.8	60.5	116.6	74.5	105.9	113.4	129.6	215.0
1960	151.2	123.1	106.9	110.2	198.7	67.0	55.1	37.0	71.3	46.7	82.1	77.8
1961	102.1	93.7	90.8	92.3	121.0	121.5	82.1	52.6	56.2	63.5	60.5	65.6

See footnotes at end of table.

SEASONAL ADJUSTMENT FACTORS AND INDEXES,
WHOLESALE PRICE INDEX--Continued

CARROTS--CODE 01-13-26

Year	Jan.	Feb.	Mar.	Apr.	May	June	July	Aug.	Sept.	Oct.	Nov.	Dec.
Seasonal adjustment factors:												
1948	96.9	91.8	84.2	94.7	95.5	98.9	92.4	95.7	111.7	101.2	127.1	110.5
1949	98.2	91.4	85.3	92.6	93.9	98.3	94.2	95.8	110.8	99.1	129.6	111.3
1950	103.0	87.8	83.9	91.1	92.4	97.7	94.2	98.0	112.0	96.6	129.0	114.4
1951	110.7	83.4	84.0	83.8	89.5	97.5	95.4	97.9	115.2	92.1	134.6	115.5
1952	108.5	79.9	85.7	84.1	88.5	98.9	97.9	97.4	116.4	94.9	132.8	114.7
1953	109.3	81.4	84.4	82.8	88.0	101.1	94.8	96.2	118.3	97.6	126.6	119.1
1954	109.5	82.5	81.3	82.8	89.4	102.9	95.5	96.1	117.3	101.8	122.8	118.1
1955	106.1	86.2	83.2	80.8	93.7	103.1	97.7	93.6	115.8	105.3	120.4	114.1
1956	110.4	89.0	83.6	79.7	91.8	102.8	106.2	96.4	109.6	105.1	112.0	113.1
1957	117.1	88.7	84.2	80.5	92.8	102.7	105.2	96.9	107.9	103.5	107.2	113.0
1958	116.7	90.4	88.4	79.7	91.8	103.0	115.9	97.9	103.8	99.8	100.9	111.5
1959	116.2	92.5	92.9	83.8	93.4	101.4	118.0	96.6	101.2	98.3	99.0	107.3
1960	116.0	93.5	94.5	85.8	90.7	102.4	120.9	96.5	98.7	96.8	96.6	107.3
1961	113.3	94.0	94.8	88.3	93.4	101.6	118.0	95.6	98.0	97.5	98.2	107.0
Average	114.4	92.1	89.6	83.4	93.4	101.7	116.2	96.6	102.3	99.6	102.6	108.3

Price indexes (1957-59=100):

1948	81.1	121.4	111.1	141.0	186.0	108.4	81.0	73.6	95.5	90.6	82.4	84.0
1949	101.2	88.6	68.8	72.7	81.7	85.4	86.3	96.4	104.0	98.0	127.3	106.2
1950	86.6	72.3	76.9	78.6	80.0	86.0	83.8	83.9	90.3	79.4	120.6	88.6
1951	93.3	131.6	87.6	86.3	91.8	106.5	118.0	114.4	129.3	109.1	173.8	150.1
1952	157.9	82.0	77.5	82.0	119.2	85.7	83.2	97.9	112.6	80.8	115.0	124.9
1953	99.6	71.0	83.2	72.5	88.2	106.5	93.1	90.6	142.0	95.5	134.7	105.3
1954	96.1	84.5	90.6	93.1	100.4	112.6	115.0	100.4	107.7	110.2	117.6	102.8
1955	105.7	91.2	83.5	85.3	85.4	100.9	77.1	87.4	116.4	112.5	126.3	146.5
1956	119.4	94.7	75.5	79.3	87.4	96.1	96.1	87.4	96.1	93.6	104.8	99.9
1957	94.1	80.4	80.5	74.7	117.5	107.7	122.3	116.4	133.9	125.2	129.6	121.3
1958	139.7	92.2	84.5	64.0	68.7	90.3	119.4	90.3	93.2	86.4	84.5	99.0
1959	133.9	84.0	91.7	91.7	90.3	99.0	93.2	93.2	99.0	104.8	99.0	104.8
1960	90.3	90.3	93.2	75.7	84.5	110.6	139.7	99.0	96.1	87.4	84.5	133.9
1961	123.7	125.2	125.2	128.1	122.3	104.8	119.4	85.9	85.4	90.3	101.9	90.3

CELERY--CODE 01-13-31

Year	Jan.	Feb.	Mar.	Apr.	May	June	July	Aug.	Sept.	Oct.	Nov.	Dec.
Seasonal adjustment factors:												
1948	117.5	119.1	91.6	86.9	96.4	108.2	110.5	97.5	96.9	87.6	94.3	93.9
1949	118.6	116.3	90.0	86.7	102.1	104.6	109.7	97.2	96.2	87.7	96.2	95.3
1950	114.3	114.3	89.6	87.5	97.5	108.0	114.8	95.8	97.8	87.4	96.6	96.3
1951	112.8	107.2	86.6	87.6	103.2	108.0	117.2	91.1	100.5	89.3	99.6	96.4
1952	103.6	104.6	87.2	93.4	99.3	108.3	119.8	95.5	103.6	88.7	100.7	95.8
1953	99.9	101.4	90.8	97.3	100.4	103.6	115.5	95.3	113.1	93.4	98.5	90.6
1954	94.5	102.3	94.7	103.9	93.5	110.0	114.8	95.8	111.5	93.8	95.6	89.6
1955	99.0	101.8	93.9	104.5	101.1	107.1	107.1	97.2	111.3	93.1	94.2	89.3
1956	97.1	103.5	93.7	106.7	105.4	106.1	106.7	91.7	110.0	90.4	95.3	93.6
1957	98.0	101.8	89.1	108.2	108.8	110.6	98.7	89.5	111.6	95.4	95.5	92.9
1958	98.6	96.1	90.6	102.7	114.1	111.5	101.7	92.5	107.5	93.3	98.3	93.6
1959	98.3	97.9	89.6	95.3	114.7	110.7	99.0	97.5	112.4	93.8	103.2	87.6
1960	94.7	96.6	91.1	95.2	115.4	109.9	98.6	98.7	113.5	95.9	105.6	85.2
1961	95.2	97.2	92.9	92.6	110.7	112.1	96.9	105.7	113.3	96.8	105.0	81.9
Average	93.7	96.7	90.6	96.0	116.0	109.7	98.3	97.6	113.7	96.3	106.3	85.1

Price indexes (1957-59=100):

1948	89.0	88.8	68.6	69.3	64.9	77.9	77.9	93.3	85.2	77.6	83.3	82.9
1949	142.1	132.4	104.3	68.6	95.4	96.8	94.4	72.3	79.6	70.7	72.3	70.2
1950	85.9	99.8	70.2	82.0	87.6	100.7	103.1	83.2	80.7	80.6	98.2	110.9
1951	126.4	106.3	85.9	91.8	127.1	84.2	100.8	90.7	88.5	86.0	104.1	98.1
1952	92.2	98.4	85.2	86.4	70.5	138.2	159.8	98.9	118.0	86.4	87.8	83.5
1953	82.8	66.9	62.8	83.5	105.6	169.9	100.8	77.7	95.0	81.1	86.4	70.5
1954	74.3	92.2	82.6	75.8	66.3	78.7	92.2	89.3	95.0	75.8	90.7	83.5
1955	88.3	107.7	100.2	107.5	91.4	81.6	89.3	92.2	144.0	114.2	84.1	72.9
1956	78.3	80.0	83.1	104.9	81.8	108.0	94.1	82.6	72.0	76.8	84.5	95.1
1957	121.8	105.0	85.9	88.2	105.4	109.5	97.9	89.3	92.2	69.1	83.5	95.1
1958	106.6	123.8	104.7	150.7	184.4	121.0	119.6	60.5	106.6	83.5	103.7	98.7
1959	79.5	83.0	65.3	83.5	79.3	103.0	69.1	95.1	126.8	123.9	102.3	82.6
1960	84.9	66.3	92.2	69.1	108.7	89.9	103.7	108.1	105.1	83.5	81.6	65.5
1961	74.0	85.7	72.1	65.5	79.6	94.1	78.7	103.7	98.9	84.9	121.0	77.7

See footnotes at end of table.

SEASONAL ADJUSTMENT FACTORS AND INDEXES,
WHOLESALE PRICE INDEX--Continued

LETTUCE--CODE 01-13-36

Year	Jan.	Feb.	Mar.	Apr.	May	June	July	Aug.	Sept.	Oct.	Nov.	Dec.
Seasonal adjustment factors:												
1948	105.2	89.7	85.8	101.1	116.1	85.9	94.3	102.5	110.5	102.6	113.0	93.1
1949	102.9	90.0	86.2	103.3	114.2	84.4	95.0	103.8	107.6	101.6	112.9	98.2
1950	104.4	84.5	84.4	103.3	114.1	86.3	94.0	104.8	106.4	101.6	114.0	102.7
1951	99.2	83.0	87.3	104.3	108.2	84.0	91.8	118.4	104.5	104.4	111.9	103.5
1952	107.0	74.1	83.0	103.8	113.3	83.4	92.5	115.3	99.1	113.1	116.1	99.6
1953	106.8	74.3	83.3	103.5	105.4	82.4	96.8	118.3	100.2	113.2	111.7	104.6
1954	106.4	73.0	84.8	99.1	104.7	87.3	92.0	113.4	102.9	115.3	119.9	101.0
1955	102.7	80.1	82.4	97.0	99.6	88.8	95.3	116.9	101.8	118.9	119.2	97.4
1956	102.1	79.7	88.9	93.1	100.7	88.4	95.2	101.8	105.7	124.9	119.6	100.0
1957	94.7	92.7	85.6	88.4	97.3	91.6	95.2	99.7	115.4	124.4	107.6	107.6
1958	91.3	99.4	88.0	87.3	97.6	87.3	97.3	96.4	116.6	126.4	110.4	102.7
1959	101.3	101.8	83.4	82.5	97.7	85.6	100.7	95.6	127.3	123.5	101.1	99.3
1960	104.2	102.3	86.1	80.7	99.8	82.8	100.5	89.2	132.6	121.0	100.2	100.1
1961	107.6	105.4	79.2	80.8	96.9	84.9	101.6	92.4	134.8	114.7	101.7	99.9
Average ³	98.9	96.9	84.5	83.9	99.6	89.9	96.1	95.1	122.1	120.5	110.3	102.3

Price indexes (1957-59=100):												
1948	83.9	65.6	55.3	78.4	124.1	84.5	82.4	66.5	73.3	80.7	84.7	79.4
1949	85.1	117.2	112.2	99.0	67.7	57.5	81.0	116.2	128.5	97.2	95.5	65.2
1950	93.3	58.7	58.4	72.7	94.7	66.7	66.5	71.5	77.8	68.0	88.0	62.9
1951	66.9	65.8	67.7	101.7	98.4	72.5	89.0	92.5	76.8	93.2	110.1	138.5
1952	112.5	56.0	71.9	89.0	95.5	85.7	75.8	92.2	89.0	82.3	93.8	95.5
1953	60.1	59.3	67.5	75.8	100.5	75.8	82.3	151.5	82.3	107.1	79.1	67.0
1954	107.7	59.3	69.2	83.4	144.9	46.2	72.5	82.4	85.7	138.4	125.2	59.3
1955	125.2	79.1	81.6	104.9	85.7	85.7	108.8	95.5	102.2	75.8	80.7	101.3
1956	67.0	62.6	79.1	76.9	97.3	100.5	62.6	82.4	98.9	112.1	174.7	130.7
1957	92.3	90.6	56.0	79.1	84.5		125.2	158.2	112.0	138.4	109.9	90.1
1958	89.0	85.7	141.7	98.9	136.8	85.7	85.7	69.2	95.5	125.2	80.7	85.7
1959	82.4	121.9	65.9	72.5	75.8	69.2	89.0	85.7	164.7	152.4	82.3	117.0
1960	113.1	115.3	85.7	82.3	72.5	52.7	98.8	79.1	95.5	85.7	105.4	85.7
1961	115.3	69.2	59.3	59.3	102.1	102.1	85.7	82.3	138.4	83.9	95.5	95.5

ONIONS--CODE 01-13-41

Year	Jan.	Feb.	Mar.	Apr.	May	June	July	Aug.	Sept.	Oct.	Nov.	Dec.
Seasonal adjustment factors:												
1948	100.0	108.0	108.5	115.7	118.0	107.5	97.7	91.3	84.8	83.0	89.8	95.7
1949	99.8	108.6	104.9	113.8	123.2	107.6	98.2	93.0	84.8	81.4	89.1	95.5
1950	98.9	106.8	107.3	115.9	122.3	104.4	100.1	95.4	83.1	83.2	89.2	93.0
1951	97.8	112.2	103.0	107.4	121.3	109.3	101.0	100.0	84.1	82.6	90.4	91.2
1952	98.2	109.3	103.2	105.4	118.5	107.3	106.4	105.4	84.5	82.3	91.3	88.5
1953	99.1	108.5	104.7	100.3	116.9	107.8	104.2	106.3	85.7	85.6	94.6	86.1
1954	101.3	108.6	101.9	95.1	106.5	119.8	105.6	108.9	84.7	86.2	92.4	88.6
1955	103.3	113.2	94.3	92.6	106.3	124.1	107.1	103.5	85.0	87.8	94.1	89.3
1956	101.8	105.1	96.8	110.3	104.4	118.9	107.2	102.0	84.8	87.8	91.3	89.1
1957	101.4	104.8	102.2	126.5	101.0	110.5	100.1	98.2	85.8	90.1	90.2	89.2
1958	98.8	105.3	105.5	132.8	98.5	109.3	101.3	96.3	86.4	89.0	88.5	88.3
1959	97.2	107.7	109.0	141.6	97.4	98.4	101.8	97.6	85.3	89.8	89.7	85.0
1960	96.2	105.9	112.9	144.1	94.1	97.9	100.1	101.8	86.8	87.9	87.1	85.1
1961	98.0	109.0	109.8	138.0	96.1	98.7	101.9	102.9	84.4	88.3	87.6	85.3
Average ³	98.6	110.0	103.5	130.6	96.0	110.6	103.2	100.1	83.6	88.6	87.1	87.8

Price indexes (1957-59=100):												
1948	165.2	206.3	226.6	200.4	133.0	114.8	85.1	62.7	67.6	65.8	62.9	62.6
1949	63.1	65.3	65.3	73.6	94.5	91.0	77.0	85.1	84.7	82.5	102.4	98.7
1950	88.7	77.4	61.3	69.8	78.5	79.6	81.9	74.9	59.8	47.2	46.2	55.2
1951	56.4	73.9	68.9	90.7	136.6	99.3	99.0	97.2	76.9	76.2	89.0	105.5
1952	127.3	150.0	201.9	208.8	172.6	115.8	128.0	121.5	88.6	117.7	121.2	106.3
1953	123.3	164.3	182.6	69.3	70.0	92.5	66.4	67.3	60.4	52.7	55.9	45.9
1954	49.9	44.8	51.8	59.0	81.1	79.1	93.7	96.8	68.8	59.9	76.5	69.1
1955	85.9	78.4	81.3	117.7	87.9	86.0	77.9	90.3	78.3	82.9	84.4	72.8
1956	86.1	87.8	60.9	64.3	80.2	164.9	198.0	121.1	81.1	77.1	72.2	93.3
1957	90.0	105.0	70.5	97.8	97.6	160.1	98.1	65.9	65.4	95.7	99.3	85.0
1958	94.0	105.0	131.9	179.6	78.5	83.7	74.9	69.8	76.3	79.6	84.4	94.0
1959	129.4	122.0	178.0	238.0	122.7	74.3	77.7	92.5	80.8	70.7	68.7	63.2
1960	58.4	58.9	63.1	63.8	66.6	79.9	85.5	81.5	76.2	70.0	66.5	57.9
1961	67.8	91.0	67.0	92.6	66.7	96.2	106.3	120.1	76.6	94.6	96.6	110.8

See footnotes at end of table.

SEASONAL ADJUSTMENT FACTORS AND INDEXES,
WHOLESALE PRICE INDEX--Continued
SWEET POTATOES, NEW YORK--CODE 01-13-51

Year	Jan.	Feb.	Mar.	Apr.	May	June	July	Aug.	Sept.	Oct.	Nov.	Dec.
Seasonal adjustment factors:												
1948	94.0	97.7	99.8	106.3	113.5	118.3	126.1	113.2	81.4	74.9	83.9	91.1
1949	94.7	97.6	100.2	105.0	111.3	116.8	128.4	115.7	82.2	73.5	83.2	91.5
1950	94.7	96.8	100.4	106.1	110.9	118.8	126.3	115.7	79.8	73.3	84.4	92.8
1951	93.9	95.6	101.4	108.5	110.6	117.4	126.3	116.1	80.0	72.2	83.8	94.1
1952	95.6	97.6	99.0	106.5	110.1	121.6	131.5	111.5	76.4	73.7	83.2	92.9
1953	96.1	99.5	99.4	103.8	106.5	128.5	139.2	106.5	71.3	72.3	83.8	93.1
1954	97.6	100.1	97.9	102.9	109.7	131.0	142.5	100.2	70.4	73.2	82.7	92.4
1955	99.0	101.3	96.7	102.2	108.5	129.7	151.6	96.5	70.2	72.6	79.9	92.2
1956	99.9	100.8	97.6	100.8	109.6	126.2	153.7	98.6	68.0	71.9	79.4	94.0
1957	98.4	99.5	100.0	102.1	111.8	121.9	145.3	102.7	70.2	72.5	79.4	96.7
1958	96.6	97.5	99.5	102.0	111.3	117.6	146.1	108.4	72.9	72.6	76.5	98.8
1959	92.0	98.6	100.7	102.9	111.9	116.3	144.0	108.7	73.4	72.6	79.2	99.5
1960	90.1	99.0	101.8	101.6	112.8	114.9	140.8	111.5	75.4	72.6	79.8	99.8
1961	89.3	99.7	101.2	101.5	111.7	116.5	142.6	109.5	76.6	72.5	80.3	99.2

Price indexes (1957-59=100):												
1948	89.9	95.1	87.4	90.9	110.1	129.9	119.6	95.7	69.2	68.3	68.3	71.3
1949	74.6	80.8	96.9	109.7	111.1	112.5	134.4	103.0	68.5	59.7	69.0	75.7
1950	75.0	79.6	77.0	81.0	80.3	63.1	69.7	78.8	62.9	53.9	59.3	62.0
1951	65.2	61.0	61.6	59.7	65.6	90.3	124.5	128.6	90.2	76.5	95.0	118.2
1952	127.1	133.3	156.7	175.1	174.5	202.4	169.6	156.7	91.1	100.6	131.8	142.9
1953	130.8	133.6	130.8	141.4	142.1	147.5	138.9	113.1	82.9	74.3	73.9	80.7
1954	83.2	85.6	76.2	86.4	95.6	119.5	157.2	83.2	55.4	68.1	69.0	78.2
1955	92.6	106.6	103.4	95.3	90.4	114.1	116.3	107.7	51.0	53.7	72.9	76.6
1956	82.4	73.1	66.2	65.8	84.0	102.5	130.8	90.4	76.2	69.2	70.4	83.4
1957	92.4	89.6	89.6	109.8	108.2	132.5	174.5	93.7	63.0	68.6	74.3	103.4
1958	108.3	116.3	132.5	130.8	148.6	125.9	145.4	119.5	67.1	73.2	81.4	105.0
1959	91.1	93.7	95.3	88.8	95.3	84.0	93.7	138.9	60.7	66.0	64.1	74.8
1960	65.7	70.4	70.0	71.1	73.2	97.8	142.1	113.7	74.3	60.0	63.2	90.4
1961	74.3	96.9	100.1	102.3	129.2	133.4	153.9	109.0	89.8	81.7	104.5	112.6

POTATOES, WHITE, BOSTON--CODE 01-13-61

Year	Jan.	Feb.	Mar.	Apr.	May	June	July	Aug.	Sept.	Oct.	Nov.	Dec.
Seasonal adjustment factors:												
1948	95.6	105.7	109.3	114.5	119.2	103.7	102.3	100.8	86.3	85.7	84.5	92.0
1949	95.2	108.1	108.7	114.1	118.7	105.0	100.3	99.0	86.3	87.0	85.5	92.6
1950	97.9	104.1	108.8	113.2	116.4	103.6	102.6	101.8	85.9	87.0	86.6	92.1
1951	98.3	102.2	111.1	114.5	111.5	101.8	100.4	103.5	88.5	90.3	87.9	90.1
1952	98.0	101.0	109.1	112.6	110.2	101.0	106.7	105.7	90.2	88.3	88.6	88.9
1953	98.7	97.0	106.9	113.1	115.4	103.3	104.2	106.5	90.6	84.2	92.7	87.2
1954	98.7	94.0	104.4	112.0	120.0	106.0	109.0	108.6	91.6	79.3	90.0	86.0
1955	96.9	96.2	102.9	114.5	126.4	108.7	103.7	108.6	91.5	78.0	88.7	84.5
1956	95.4	96.8	101.5	115.4	133.8	107.0	103.9	108.0	90.0	75.1	86.1	87.1
1957	96.5	94.1	99.3	122.3	133.5	111.9	99.5	104.6	88.5	75.7	87.4	86.5
1958	97.0	94.2	102.5	122.3	130.1	111.3	101.2	103.3	89.4	77.4	84.7	86.8
1959	96.6	94.0	103.6	125.4	128.8	109.8	98.7	103.1	89.0	78.1	86.7	86.3
1960	95.7	94.6	103.4	125.0	127.9	111.3						

Price indexes (1957-59=100):												
1948	94.3	96.4	108.8	123.5	133.1	117.4	114.9	101.8	88.8	81.5	83.3	91.9
1949	93.7	109.6	118.3	116.7	127.8	102.2	97.3	102.1	89.5	83.7	82.0	86.2
1950	83.4	110.2	96.4	102.0	98.1	84.5	81.3	78.4	61.7	63.6	58.9	69.8
1951	76.3	92.0	88.9	94.9	98.2	96.3	82.6	84.5	85.3	104.5	112.3	123.5
1952	150.9	108.7	151.3	153.7	156.7	150.9	186.9	191.2	134.9	130.1	128.6	116.7
1953	120.1	97.6	117.3	109.3	78.3	72.9	70.8	79.7	78.3	74.3	67.1	58.6
1954	63.5	74.5	73.1	77.1	93.9	82.7	116.7	106.3	97.0	77.5	90.8	92.5
1955	103.9	110.0	108.7	184.5	155.6	117.9	81.6	92.2	68.0	55.6	92.1	82.5
1956	100.6	104.6	108.6	135.5	182.4	180.3	168.4	140.8	115.3	81.4	83.2	89.2
1957	97.9	83.2	91.3	99.3	110.2	86.8	77.2	106.5	83.2	82.2	89.9	88.5
1958	103.9	114.1	134.8	150.9	149.4	87.2	92.1	97.0	86.5	78.5	73.1	83.2
1959	82.7	75.6	76.9	125.2	115.3	134.2	118.8	101.4	106.1	92.4	116.7	108.0
1960	--	125.5	136.9	137.6	144.5	127.4	Discontinued					

SEASONAL ADJUSTMENT FACTORS AND INDEXES,
WHOLESALE PRICE INDEX--Continued
POTATOES, WHITE, CHICAGO--CODE 01-13-62

Year	Jan.	Feb.	Mar.	Apr.	May	June	July	Aug.	Sept.	Oct.	Nov.	Dec.
Seasonal adjustment factors:												
1948	103.0	101.4	105.6	116.6	111.7	105.9	103.1	93.4	79.9	86.8	97.4	95.7
1949	102.4	102.9	104.3	114.4	111.9	107.2	103.4	91.6	79.4	86.4	98.4	97.5
1950	103.5	99.6	104.6	113.2	110.6	109.1	105.2	95.2	79.8	86.9	96.5	96.2
1951	103.8	96.8	104.3	110.6	115.6	109.2	105.2	96.5	81.0	87.0	94.4	95.5
1952	102.9	93.0	104.5	111.8	114.9	113.1	111.7	101.7	80.0	84.9	90.1	91.7
1953	102.1	91.8	101.0	118.1	125.5	113.0	108.1	99.7	82.2	83.7	86.4	88.8
1954	99.4	89.5	101.8	122.7	126.4	115.1	116.8	100.7	78.8	79.6	82.9	85.8
1955	98.1	94.1	98.6	121.0	131.9	116.4	118.7	99.8	76.4	76.7	83.2	85.2
1956	94.5	93.4	101.7	123.6	129.6	115.8	124.7	98.8	74.4	74.4	82.8	86.9
1957	94.6	94.8	97.0	123.7	133.7	112.9	124.0	96.0	76.2	74.1	85.6	87.0
1958	93.1	95.5	104.1	118.9	126.1	111.3	129.7	96.9	75.7	73.8	87.3	88.2
1959	94.2	95.4	103.5	118.0	128.2	108.3	125.3	97.6	78.5	75.1	88.1	87.3
1960	92.4	93.9	106.2	121.9	127.1	105.9						

Price indexes (1957-59=100):												
1948	140.8	151.0	158.0	179.2	145.7	130.1	119.3	105.5	95.2	98.8	105.8	105.9
1949	121.9	124.4	126.4	136.6	142.8	123.8	109.8	98.0	93.4	99.6	116.3	107.0
1950	107.4	100.9	105.4	115.2	108.0	100.4	106.8	92.7	63.8	70.4	79.8	79.2
1951	86.0	93.6	87.0	94.0	105.5	116.0	112.9	96.3	96.2	114.9	143.1	158.8
1952	162.3	119.3	153.3	153.3	153.3	182.4	181.5	189.6	139.7	146.5	135.1	131.2
1953	144.2	120.0	132.5	130.4	139.2	98.5	91.6	90.4	81.9	81.3	75.0	77.6
1954	85.3	74.7	92.5	109.0	114.6	132.5	141.2	121.2	81.1	78.9	89.1	86.0
1955	116.1	116.6	113.6	196.6	201.6	119.4	99.2	87.9	79.8	77.6	81.2	91.1
1956	105.6	125.2	146.2	186.5	178.3	196.0	223.7	126.4	80.7	78.9	92.5	96.4
1957	95.4	86.5	69.5	68.8	101.0	105.6	116.7	117.9	80.1	90.0	107.7	103.6
1958	108.1	111.4	157.9	162.8	140.8	96.7	113.3	78.8	67.7	63.2	65.7	76.1
1959	77.9	74.4	65.1	106.2	127.2	175.3	131.7	98.0	90.4	79.3	103.5	85.8
1960	94.2	102.2	125.9	126.0	132.0	116.1	Discontinued					

POTATOES, WHITE, NEW YORK--CODE 01-13-63

Year	Jan.	Feb.	Mar.	Apr.	May	June	July	Aug.	Sept.	Oct.	Nov.	Dec.
Seasonal adjustment factors:												
1948	111.4	108.0	112.5	121.1	114.7	91.9	84.7	97.0	88.1	77.4	90.2	103.5
1949	110.2	108.5	110.0	121.7	116.0	93.7	83.0	95.2	89.2	78.1	90.7	103.8
1950	111.2	109.0	109.1	118.8	113.1	91.9	86.9	97.5	90.7	78.2	91.6	102.0
1951	109.4	109.6	104.7	114.8	116.0	91.7	84.6	99.1	92.3	82.1	94.1	101.4
1952	105.6	107.3	102.5	114.1	113.3	92.5	89.5	106.0	91.2	84.7	94.4	99.0
1953	102.7	105.5	98.3	111.7	124.0	96.6	88.2	104.0	92.8	89.4	95.1	92.3
1954	101.4	100.9	99.8	109.8	126.1	100.7	95.2	105.9	88.6	88.8	94.1	88.4
1955	96.9	98.7	100.0	112.1	132.3	107.9	92.8	104.9	86.4	91.3	91.1	85.4
1956	93.9	94.0	105.0	117.0	130.7	114.2	97.3	102.4	84.7	87.7	89.9	83.7
1957	92.8	94.4	102.5	119.5	133.6	123.0	96.1	96.0	84.8	86.7	89.3	80.9
1958	92.9	93.3	103.6	124.5	130.3	123.2	99.5	94.9	82.6	84.4	89.0	81.6
1959	91.0	93.2	102.9	127.1	131.9	123.3	96.2	94.7	83.4	85.1	89.1	81.6
1960	90.5	91.2	102.4	129.4	133.3	124.1						

Price indexes (1957-59=100):												
1948	147.6	144.6	149.0	163.8	130.7	115.3	100.3	104.1	96.9	86.9	89.8	100.6
1949	125.9	121.7	124.2	125.7	143.0	96.4	89.4	95.1	88.0	78.2	97.9	112.4
1950	101.1	98.8	121.6	130.2	114.7	88.2	72.1	94.8	71.6	57.9	68.5	84.9
1951	82.7	90.2	79.6	108.9	110.3	101.5	81.8	93.5	113.4	105.2	128.9	150.7
1952	187.1	131.2	163.9	158.4	151.6	131.7	182.5	187.9	165.1	127.9	146.3	132.7
1953	143.3	141.9	105.9	107.1	109.0	77.8	59.5	84.4	81.7	88.7	88.4	81.5
1954	79.6	79.6	82.2	93.5	106.3	90.1	108.2	129.1	82.4	90.7	97.8	98.7
1955	86.1	89.2	100.1	191.4	173.7	110.2	68.5	87.3	81.5	85.9	85.5	76.9
1956	111.4	108.7	128.0	152.0	174.6	176.1	158.2	123.7	93.8	90.6	93.5	82.1
1957	94.4	96.7	92.9	94.5	104.9	97.7	88.8	102.5	87.9	99.0	89.4	87.7
1958	101.4	101.6	141.4	151.5	124.8	127.6	88.5	85.8	83.4	76.4	86.1	77.0
1959	78.0	83.6	74.3	112.5	133.4	145.4	109.1	97.0	84.1	90.7	108.5	101.5
1960	112.5	110.1	132.8	177.2	180.1	127.0	Discontinued					

SEASONAL ADJUSTMENT FACTORS AND INDEXES,
WHOLESALE PRICE INDEX--Continued
POTATOES, WHITE, PORTLAND, OREGON--CODE 01-13-64

Year	Jan.	Feb.	Mar.	Apr.	May	June	July	Aug.	Sept.	Oct.	Nov.	Dec.
Seasonal adjustment factors:												
1948	109.6	119.6	107.6	117.9	113.2	101.5	91.9	81.7	84.5	85.5	93.5	93.5
1949	109.7	118.9	106.3	116.2	114.3	102.5	93.6	79.3	83.6	85.5	95.3	95.3
1950	109.2	115.2	105.3	115.9	112.4	104.4	94.9	82.7	85.0	84.8	95.9	94.6
1951	108.6	107.7	104.1	116.3	113.6	107.0	94.2	81.0	86.1	86.3	99.1	95.9
1952	105.4	104.3	100.4	112.5	108.6	115.1	105.7	85.3	85.2	83.8	97.2	96.2
1953	102.7	100.6	98.6	112.6	114.9	118.0	106.5	84.4	84.9	83.6	97.5	95.9
1954	100.5	99.0	96.3	110.3	112.8	125.2	116.8	86.6	83.0	80.9	94.6	94.0
1955	98.5	100.7	96.3	105.9	117.1	124.0	123.3	84.4	83.3	80.4	92.3	93.6
1956	95.1	100.5	97.2	107.2	113.5	125.1	129.7	86.1	82.0	78.1	91.3	94.0
1957	94.8	98.0	99.0	106.6	124.9	116.6	126.8	83.4	84.2	81.2	93.4	91.1
1958	94.5	98.6	99.6	109.1	122.3	111.8	130.7	82.9	84.2	81.4	93.6	91.0
1959	94.3	98.6	101.0	110.4	125.1	106.6	126.4	83.2	86.1	83.2	94.2	90.5
1960	94.0	97.5	100.0	113.4	124.9	107.0						

Price indexes (1957-59=100):												
1948	154.3	194.7	178.6	194.3	181.4	116.3	110.9	95.5	93.4	92.9	95.2	100.7
1949	136.9	150.9	133.8	138.9	128.3	123.9	94.7	83.0	95.5	105.1	118.1	116.0
1950	128.3	129.0	109.0	117.4	105.6	104.9	97.1	85.1	77.8	71.5	73.7	71.2
1951	81.4	85.2	78.2	94.1	113.5	109.6	113.9	79.9	96.5	109.5	142.2	151.6
1952	159.9	147.8	156.6	175.1	158.3	178.0	156.5	159.3	145.3	124.7	145.2	127.1
1953	146.3	127.1	150.1	165.9	146.4	100.9	76.3	65.8	81.9	83.5	88.6	77.1
1954	74.5	74.3	58.1	63.9	64.7	133.7	148.9	100.5	84.6	83.1	98.1	116.6
1955	126.2	129.0	124.7	147.7	166.2	129.0	98.1	77.4	73.3	74.3	90.8	93.3
1956	109.3	120.6	113.8	136.9	161.6	203.4	216.1	105.4	86.5	78.0	90.8	87.2
1957	81.8	83.6	76.3	69.0	94.5	93.3	127.1	92.0	101.8	87.9	91.8	93.3
1958	92.0	92.1	133.7	157.4	121.6	107.2	105.1	74.6	78.5	76.3	93.3	93.3
1959	87.2	93.6	79.9	76.3	127.1	190.7	129.0	82.4	90.9	104.1	120.0	105.4
1960	127.3	139.4	126.8	159.9	161.4	123.6	Discontinued					

TOMATOES, FRESH--CODE 01-13-71

Year	Jan.	Feb.	Mar.	Apr.	May	June	July	Aug.	Sept.	Oct.	Nov.	Dec.
Seasonal adjustment factors:												
1948	121.6	102.4	102.0	111.9	107.7	104.6	74.9	53.0	71.8	98.7	131.4	119.9
1949	122.5	101.9	102.3	109.2	112.6	102.4	73.5	51.3	76.5	97.9	130.5	119.4
1950	117.8	101.4	101.3	108.0	107.5	108.1	73.4	52.5	78.2	97.1	125.9	128.7
1951	102.6	99.2	104.2	107.1	102.2	123.3	70.4	54.1	78.8	100.4	122.4	135.4
1952	93.8	103.8	103.8	110.1	94.2	122.0	75.4	63.4	83.6	98.9	116.7	134.6
1953	91.4	105.9	106.4	109.7	103.8	114.7	70.7	70.6	91.1	93.6	120.4	121.7
1954	94.6	106.1	123.1	104.8	93.2	118.9	74.9	71.1	83.6	91.6	119.3	119.4
1955	101.6	105.6	120.2	110.4	111.3	115.3	69.5	71.2	79.0	93.3	121.7	101.5
1956	111.9	105.5	135.2	116.6	114.4	92.7	71.0	66.9	74.7	90.4	118.5	101.7
1957	116.9	105.7	130.2	121.7	124.8	96.8	63.8	59.2	69.5	87.1	112.6	111.2
1958	128.9	94.3	130.0	122.9	130.4	93.2	62.6	52.5	61.4	89.1	110.6	124.4
1959	119.4	95.6	126.1	130.8	132.2	95.4	63.6	56.6	58.8	88.9	112.1	120.5
1960	117.1	94.2	136.3	129.3	124.4	93.8	67.9	55.7	58.4	85.6	111.9	126.0
1961	118.1	94.4	126.7	124.1	129.6	103.4	67.0	56.8	59.2	84.5	114.0	122.5
Average ³	123.0	94.9	137.7	119.8	121.5	100.9	67.5	55.0	59.4	88.5	112.2	119.5

Price indexes (1957-59=100):												
1948	185.1	130.9	129.0	144.6	115.2	95.2	84.7	68.0	72.2	99.0	133.8	102.7
1949	142.2	111.3	105.3	103.8	134.0	76.7	52.8	42.0	61.7	92.0	133.1	89.9
1950	64.0	79.8	83.0	112.3	81.0	151.3	100.3	48.0	60.3	98.5	119.9	152.0
1951	161.0	128.7	131.8	114.6	144.4	99.7	67.7	49.8	114.7	104.7	133.2	139.6
1952	112.1	109.4	106.2	111.8	91.9	146.8	80.5	67.5	101.3	108.1	121.5	194.5
1953	64.5	88.8	130.6	125.7	79.8	182.7	66.2	67.6	67.6	108.1	120.9	136.9
1954	93.2	122.9	87.8	--	95.9	66.8	97.5	--	--	103.4	121.5	82.4
1955	59.4	96.6	99.3	--	140.4	112.8	74.0	97.9	115.1	81.0	143.4	74.0
1956	157.1	103.8	194.4	69.8	64.1	110.0	68.7	36.7	52.0	--	--	110.6
1957	113.5	80.6	63.5	118.0	169.7	104.5	40.2	56.8	52.4	99.5	117.4	90.8
1958	136.1	129.9	261.4	207.9	102.7	45.7	63.0	44.1	42.4	80.4	88.5	115.8
1959	110.7	112.4	69.2	106.9	118.8	79.1	50.3	52.9	80.0	90.0	119.9	184.9
1960	159.9	62.9	113.4	119.0	165.0	92.9	53.2	41.0	51.0	68.1	96.6	100.7
1961	61.4	68.9	133.1	86.1	63.9	129.4	91.9	70.8	45.9	71.4	97.3	77.8

See footnotes at end of table.

SEASONAL ADJUSTMENT FACTORS AND INDEXES,
WHOLESALE PRICE INDEX--Continued

SNAP BEANS, FRESH--CODE 01-13-81

Year	Jan.	Feb.	Mar.	Apr.	May	June	July	Aug.	Sept.	Oct.	Nov.	Dec.
Seasonal adjustment factors:												
1948	131.0	148.0	103.3	111.8	116.5	76.4	72.8	63.6	60.4	59.9	134.2	122.2
1949	132.5	144.1	100.5	114.3	117.7	76.8	70.5	64.6	61.6	61.0	139.0	117.6
1950	126.1	146.4	104.8	116.9	114.5	73.8	72.2	68.1	59.7	63.8	135.7	118.6
1951	134.3	138.0	101.1	116.6	114.3	75.2	74.8	69.1	59.6	67.5	130.1	119.8
1952	133.8	134.5	107.9	118.4	114.5	73.3	75.5	72.3	60.0	73.2	127.5	109.0
1953	139.7	138.4	112.7	117.5	114.4	74.8	71.2	78.6	63.9	76.8	115.9	96.1
1954	144.6	148.9	113.8	112.3	119.9	71.1	70.8	72.9	61.3	79.1	103.8	101.0
1955	148.8	152.7	116.5	110.1	123.0	72.0	70.4	71.1	61.1	82.1	96.1	95.9
1956	140.0	164.0	135.3	112.4	117.5	62.9	67.9	66.2	56.7	88.5	91.6	96.8
1957	136.7	170.1	130.4	121.0	116.7	58.1	66.2	65.5	57.1	83.9	87.8	106.4
1958	127.0	170.8	139.2	121.1	112.6	56.6	74.5	57.3	52.6	86.0	94.3	107.5
1959	125.1	165.3	145.2	123.6	105.0	61.1	77.3	59.3	54.9	78.8	99.0	105.0
1960	127.1	162.9	144.5	123.9	105.4	61.4	76.5	56.9	57.2	75.5	103.0	105.5
1961	127.9	159.9	137.4	126.1	107.4	64.6	77.9	58.9	58.3	69.7	106.6	105.5
Average	129.9	170.0	137.1	117.9	112.8	61.7	74.6	56.9	54.6	80.0	99.2	105.3

Price indexes (1957-59=100):

1948	85.6	128.0	81.1	70.2	101.1	72.3	57.5	52.2	49.2	41.2	86.4	51.5
1949	95.7	92.2	76.9	86.3	72.4	56.2	53.4	34.6	33.3	38.3	92.9	106.1
1950	101.9	87.7	58.3	81.2	83.0	43.6	48.7	44.9	48.1	43.3	109.7	131.5
1951	103.6	103.0	68.5	84.2	83.0	52.2	38.5	53.2	49.5	51.4	119.8	57.1
1952	69.1	133.2	107.5	109.3	80.6	47.8	69.1	70.9	40.9	69.8	104.1	110.1
1953	143.4	107.5	70.9	76.8	114.3	93.5	83.2	60.1	55.8	59.3	71.7	69.1
1954	102.5	79.4	102.5	92.2	75.9	50.6	55.5	50.6	40.9	64.8	95.6	66.6
1955	122.9	110.1	81.9	87.1	90.5	51.7	37.1	83.8	71.7	58.9	61.4	69.1
1956	125.5	169.0	87.1	92.2	141.7	115.2	55.8	42.2	50.4	--	102.5	112.7
1957	97.3	148.5	122.9	97.3	95.6	--	81.9	70.4	42.7	93.2	79.4	112.7
1958	184.4	297.1	297.1	--	117.8	51.2	66.6	42.2	41.0	92.2	69.1	81.9
1959	112.7	112.7	81.9	128.0	79.4	35.9	54.6	54.6	56.4	56.4	102.5	128.0
1960	87.1	117.8	112.7	87.1	84.5	51.2	75.6	48.0	46.1	62.7	76.8	66.6
1961	107.5	128.0	110.1	88.3	98.6	79.9	66.2	46.1	47.4	38.4	87.7	69.1

GRAINS--CODE 01-2

Year	Jan.	Feb.	Mar.	Apr.	May	June	July	Aug.	Sept.	Oct.	Nov.	Dec.
Seasonal adjustment factors:												
1948	102.1	99.4	101.3	102.8	102.3	99.7	98.1	96.4	97.8	97.9	99.8	102.2
1949	102.2	100.1	101.4	102.7	102.0	99.3	97.9	96.3	97.5	98.1	99.9	102.2
1950	102.1	100.4	101.6	102.6	101.6	98.8	97.7	96.7	97.7	98.1	100.1	102.1
1951	102.0	101.2	102.4	102.6	101.6	97.0	97.3	97.2	98.2	98.4	100.1	101.8
1952	101.7	101.7	102.4	102.4	101.4	96.4	97.2	97.9	98.6	98.5	100.2	101.3
1953	101.7	101.7	102.4	102.1	101.8	96.0	97.1	98.3	98.9	99.2	100.0	101.2
1954	100.9	100.8	102.0	102.6	102.4	96.2	97.6	98.6	99.6	99.3	99.2	100.5
1955	100.7	100.5	101.8	102.6	102.8	96.9	98.3	98.9	99.5	99.4	98.9	100.0
1956	99.9	100.1	101.3	103.1	102.8	98.4	99.1	99.0	99.0	99.5	98.5	99.6
1957	99.5	99.8	101.0	103.2	102.8	99.4	99.8	99.2	98.5	99.1	98.3	99.5
1958	99.3	99.5	101.0	103.7	102.5	100.5	99.9	99.2	99.1	99.0	97.9	98.9
1959	99.7	99.9	101.5	102.7	101.7	100.5	100.4	99.5	98.8	98.5	98.2	98.9
1960	99.6	100.0	101.5	102.6	101.7	100.5	100.5	99.4	98.9	98.5	97.9	98.8
1961	100.0	100.4	101.6	102.1	101.4	100.3	100.6	99.7	99.1	98.4	98.0	98.8

Price indexes (1957-59=100):

1948	168.9	144.4	142.9	143.0	140.2	135.9	123.6	116.8	115.3	111.8	112.5	112.5
1949	110.5	104.3	107.9	108.7	106.2	102.0	101.1	99.8	104.1	103.9	104.4	106.9
1950	106.5	107.4	110.2	112.7	114.5	111.6	114.3	110.6	110.1	110.0	113.7	119.7
1951	123.8	127.3	124.8	124.8	122.4	118.0	117.5	119.3	120.3	125.9	129.4	130.9
1952	129.0	126.7	127.0	125.7	123.1	118.8	118.2	120.7	120.7	118.3	120.2	119.7
1953	117.8	116.0	118.0	116.8	116.3	104.9	106.4	107.7	110.0	109.5	111.2	112.8
1954	113.7	114.1	115.8	115.7	113.6	107.7	109.7	113.6	116.6	115.7	116.5	115.2
1955	116.5	116.0	114.8	113.3	115.1	112.5	108.0	97.9	101.4	102.6	99.4	103.0
1956	101.5	103.3	105.2	111.5	112.7	108.2	110.1	110.6	113.0	104.6	109.5	110.6
1957	111.5	108.4	109.0	108.7	106.4	104.5	103.0	102.6	101.1	100.4	100.8	100.3
1958	98.4	99.5	102.4	106.7	104.9	101.3	99.4	96.3	94.8	95.7	93.8	94.8
1959	94.8	95.9	96.8	99.3	97.9	97.4	97.4	96.8	94.9	94.3	95.3	94.8
1960	96.2	95.5	97.4	98.9	96.9	96.5	94.0	92.5	93.3	91.5	87.6	90.6
1961	93.7	94.7	95.2	91.9	93.2	92.4	96.9	97.3	97.2	97.0	98.8	98.4

See footnotes at end of table.

SEASONAL ADJUSTMENT FACTORS AND INDEXES,
WHOLESALE PRICE INDEX--Continued

BARLEY--CODE 01-21

Year	Jan.	Feb.	Mar.	Apr.	May	June	July	Aug.	Sept.	Oct.	Nov.	Dec.
Seasonal adjustment factors:												
1948	104.9	101.1	103.1	101.9	102.5	100.5	96.7	92.1	92.9	99.1	103.1	102.0
1949	104.8	102.2	104.1	100.9	102.0	99.4	95.8	91.9	93.4	99.3	103.8	102.2
1950	104.3	102.0	103.8	101.1	100.4	98.6	96.2	95.0	93.4	99.0	103.6	102.4
1951	103.2	102.6	105.0	100.5	98.8	95.2	95.7	98.8	95.5	99.3	103.2	101.7
1952	102.2	102.2	104.5	100.5	98.7	95.5	95.6	99.6	96.9	99.5	103.1	101.2
1953	101.7	101.6	105.0	100.5	98.4	95.3	95.5	98.9	97.6	100.8	103.7	101.1
1954	100.8	99.7	103.8	102.4	100.2	96.0	96.6	99.5	97.8	99.8	102.7	100.7
1955	100.2	99.7	103.8	102.8	103.0	97.0	95.4	96.5	98.9	100.6	102.3	99.3
1956	99.8	100.0	102.7	103.3	104.0	99.0	97.1	95.1	98.3	99.5	102.0	99.5
1957	99.7	99.9	101.6	103.7	103.7	99.6	99.8	96.0	96.6	98.1	101.5	99.8
1958	100.0	99.7	99.9	103.5	104.4	100.8	99.2	98.1	96.1	98.0	100.1	100.3
1959	99.8	100.3	98.9	102.8	103.5	99.9	101.4	98.6	97.1	98.8	99.6	99.0
1960	99.8	100.2	98.3	102.3	102.7	100.0	103.4	99.5	96.5	98.2	99.5	99.4
1961	99.9	100.2	98.2	102.4	102.9	99.5	103.1	100.0	97.2	98.8	99.4	99.0

Price indexes (1957-59=100):

1948	238.0	211.1	215.9	217.2	210.0	193.2	154.0	122.0	113.6	125.5	126.1	122.6
1949	120.8	115.2	115.6	110.4	112.7	109.8	111.6	117.0	131.1	136.8	134.9	130.8
1950	131.1	133.6	138.1	140.5	145.3	146.5	148.9	132.5	127.9	125.8	136.0	137.6
1951	148.4	155.4	155.9	133.8	129.8	119.2	112.0	116.4	120.4	177.5	146.8	142.1
1952	135.4	129.3	129.8	130.3	121.3	126.9	136.2	155.7	133.0	137.6	140.0	138.1
1953	135.4	130.3	138.1	132.5	130.3	118.6	121.8	132.5	120.5	123.2	121.8	118.1
1954	119.1	119.6	119.6	115.4	115.4	109.8	103.7	108.8	125.6	124.2	122.8	118.6
1955	118.6	118.1	124.7	119.6	115.9	115.9	117.3	101.0	104.7	106.6	109.3	103.7
1956	103.2	101.0	107.9	114.0	116.4	105.6	105.2	106.1	100.0	100.0	108.8	109.3
1957	106.6	107.4	107.1	106.1	106.1	94.9	85.6	90.8	97.6	102.4	100.5	96.8
1958	100.5	101.5	101.5	105.2	105.2	103.4	105.2	96.8	94.4	95.9	100.0	100.5
1959	100.5	101.5	97.8	104.2	102.4	102.4	108.0	98.6	94.9	91.2	93.2	93.2
1960	94.0	92.2	91.2	93.2	95.9	96.8	88.4	90.3	82.9	86.6	85.6	88.4
1961	85.6	88.4	87.6	94.9	98.6	93.0	115.4	114.4	116.4	121.0	121.0	115.4

CORN--CODE 01-22

Year	Jan.	Feb.	Mar.	Apr.	May	June	July	Aug.	Sept.	Oct.	Nov.	Dec.
Seasonal adjustment factors:												
1948	102.7	95.5	99.0	102.0	103.3	103.3	103.8	101.2	100.3	94.9	93.8	99.9
1949	102.3	96.4	99.3	102.1	103.2	102.6	103.4	101.2	100.0	95.2	94.5	100.2
1950	101.7	97.1	99.2	101.7	102.9	102.2	103.3	101.2	100.1	95.5	94.7	100.2
1951	100.3	98.6	99.9	101.7	103.0	100.3	102.9	101.0	100.9	95.9	95.3	100.5
1952	99.6	99.5	99.6	101.2	102.6	100.4	102.2	101.7	101.5	96.6	95.2	99.5
1953	99.3	99.5	99.6	100.7	102.6	101.0	103.0	101.0	102.6	96.5	94.8	99.6
1954	98.5	98.4	98.5	101.1	103.4	102.3	104.0	101.8	102.2	97.4	93.7	98.4
1955	98.0	97.4	98.3	101.7	104.2	103.0	104.5	102.8	102.2	97.0	93.6	97.8
1956	96.5	96.2	97.7	103.0	104.1	105.0	105.4	104.1	100.5	97.8	93.2	96.8
1957	95.7	95.8	97.5	103.6	104.7	105.8	106.1	104.4	100.0	96.8	93.6	96.4
1958	95.4	95.3	97.8	104.6	104.9	105.8	105.5	105.8	100.4	97.9	92.0	94.8
1959	95.9	96.4	99.5	103.4	104.4	105.3	105.6	105.1	100.5	96.9	92.9	94.6
1960	95.8	96.9	99.9	103.2	104.2	105.4	105.9	104.7	100.4	97.2	92.6	94.0
1961	96.5	97.4	100.1	102.3	104.3	104.8	105.7	104.2	100.6	96.8	92.9	94.0

Price indexes (1957-59=100):

1948	217.3	182.4	186.1	186.1	185.4	185.4	168.4	158.0	147.6	124.6	113.2	115.8
1949	115.6	102.0	108.4	111.9	109.1	109.4	112.0	105.5	105.7	100.2	97.0	105.6
1950	105.5	106.6	109.1	114.5	120.4	119.1	124.6	123.3	122.9	122.5	129.4	136.5
1951	140.8	145.1	143.1	144.0	143.8	137.7	141.0	144.1	143.8	143.4	148.0	154.8
1952	151.5	148.5	145.8	146.6	148.2	146.4	148.0	142.8	140.8	131.9	125.9	131.2
1953	127.8	126.8	127.4	126.5	129.6	121.3	124.8	126.1	132.2	118.4	116.9	125.2
1954	123.9	122.7	124.6	126.4	125.1	128.4	128.8	133.6	133.6	129.3	120.6	122.0
1955	123.3	122.5	118.7	117.7	119.4	117.7	116.9	100.7	104.0	105.7	95.3	102.7
1956	100.4	103.7	105.7	118.7	125.9	124.9	127.5	126.7	130.3	100.2	107.9	110.3
1957	109.5	102.8	104.2	107.3	107.2	105.5	105.3	107.6	102.6	95.7	93.0	95.3
1958	89.3	91.2	96.6	106.2	104.4	109.4	108.2	109.2	100.2	98.9	92.0	94.0
1959	94.3	95.4	97.6	104.0	103.0	104.6	101.8	100.4	94.3	89.9	90.2	88.8
1960	91.7	90.8	93.1	97.5	97.5	97.0	97.5	95.0	94.9	89.2	76.6	81.5
1961	88.5	91.5	93.4	86.6	91.2	89.8	93.3	91.2	88.5	87.9	90.1	88.9

SEASONAL ADJUSTMENT FACTORS AND INDEXES,
WHOLESALE PRICE INDEX--Continued

OATS--CODE 01-23

Year	Jan.	Feb.	Mar.	Apr.	May	June	July	Aug.	Sept.	Oct.	Nov.	Dec.
Seasonal adjustment factors:												
1948	107.2	100.9	103.8	104.0	102.1	101.1	92.9	88.1	91.9	95.6	105.4	107.0
1949	106.8	101.9	103.6	103.8	102.0	99.9	92.9	89.0	92.2	96.0	105.7	106.7
1950	106.0	101.5	103.8	103.2	101.1	99.5	93.0	90.4	93.4	96.4	105.5	106.3
1951	104.3	101.5	103.7	102.9	100.1	96.6	94.6	94.1	95.2	97.8	104.4	105.4
1952	103.4	100.8	102.7	102.7	99.7	97.5	94.2	94.4	96.5	98.9	105.1	103.8
1953	102.7	100.0	102.3	103.1	100.1	96.3	94.4	94.4	97.6	100.8	104.5	104.0
1954	101.6	99.0	102.2	102.6	99.8	97.2	96.7	94.6	98.0	100.7	103.7	103.4
1955	102.1	98.9	101.2	102.0	101.7	97.1	98.1	93.9	97.9	101.3	102.9	102.5
1956	101.7	99.5	100.8	101.6	101.5	98.4	99.1	93.6	98.5	100.7	102.8	102.3
1957	101.4	99.5	100.4	100.5	101.6	98.4	101.3	95.0	97.8	100.4	101.6	102.3
1958	101.4	98.6	100.6	100.5	100.5	99.5	102.0	96.8	99.0	99.8	100.1	100.8
1959	102.6	98.2	100.2	99.6	101.1	99.4	103.2	96.3	100.1	99.2	99.7	101.0
1960	102.0	98.1	100.3	99.5	100.5	99.7	103.9	96.4	100.3	98.5	99.1	101.2
1961	102.7	97.8	100.4	98.9	101.0	99.6	104.5	96.2	100.8	98.6	99.0	101.1

Price indexes (1957-59=100):

1948	215.6	188.4	200.4	196.7	181.9	172.7	129.5	110.2	110.8	116.7	129.0	127.0
1949	119.9	110.6	110.9	110.3	101.9	98.5	97.4	97.2	102.3	104.6	112.2	115.3
1950	114.2	115.3	118.5	122.5	134.1	137.4	131.8	115.6	119.7	119.8	136.5	142.4
1951	144.6	150.7	146.6	143.1	138.1	124.2	120.9	127.1	129.5	139.4	152.4	149.6
1952	143.5	133.6	140.4	132.1	123.9	128.1	122.9	130.7	134.1	130.5	135.3	130.1
1953	122.8	114.2	118.5	120.4	117.7	110.2	117.1	119.0	111.8	117.5	115.3	117.3
1954	119.0	116.0	119.4	126.7	117.5	119.2	106.7	107.0	117.5	118.3	125.9	115.1
1955	116.3	113.5	111.9	111.3	111.3	112.7	95.5	81.4	90.2	94.5	94.4	101.3
1956	93.1	95.8	99.2	97.4	100.2	101.6	113.0	108.8	109.5	112.9	116.6	116.4
1957	119.9	108.9	110.2	107.4	111.5	102.6	102.6	96.7	99.5	100.0	98.6	95.4
1958	96.2	97.2	97.4	99.1	95.1	94.0	94.8	89.9	91.4	91.9	94.7	96.7
1959	95.2	94.3	92.9	95.4	96.7	99.6	105.4	103.0	102.6	107.8	108.9	106.5
1960	108.4	99.6	107.4	105.8	104.0	104.1	100.6	90.9	94.8	88.1	82.0	86.9
1961	92.3	88.6	92.4	89.0	96.8	94.1	109.2	96.2	105.6	99.3	104.4	107.4

RYE--CODE 01-24

Year	Jan.	Feb.	Mar.	Apr.	May	June	July	Aug.	Sept.	Oct.	Nov.	Dec.
Seasonal adjustment factors:												
1948	106.1	97.2	101.2	102.4	103.1	101.1	100.6	92.2	92.7	97.5	101.4	104.7
1949	105.9	98.5	101.1	102.5	102.8	100.8	100.3	92.1	92.6	97.5	101.3	104.8
1950	105.6	98.6	101.8	102.1	102.2	100.7	100.2	93.0	92.5	97.2	101.8	104.5
1951	105.1	99.8	103.1	102.0	100.9	98.6	100.0	94.7	92.7	97.2	100.7	104.7
1952	104.7	101.7	104.2	101.5	99.3	97.6	99.4	96.7	92.4	98.1	101.2	103.5
1953	105.0	102.9	104.5	100.9	98.8	96.0	98.0	96.1	92.6	100.3	100.8	104.1
1954	104.8	102.5	105.1	101.0	97.7	94.3	98.6	97.6	94.5	100.9	100.7	102.6
1955	105.1	102.7	105.1	101.4	96.5	93.4	98.8	97.8	95.4	101.7	100.1	102.2
1956	104.1	102.4	104.3	101.3	97.4	93.9	98.5	96.9	98.4	101.9	100.0	100.6
1957	103.2	101.8	103.7	101.7	98.3	95.4	98.3	96.5	98.6	101.4	100.0	101.6
1958	102.0	101.1	102.3	102.3	98.5	97.0	98.5	96.7	99.4	100.9	100.5	100.3
1959	101.8	100.6	102.8	101.3	99.7	97.8	97.9	96.6	99.1	101.6	100.6	100.8
1960	100.9	100.8	102.2	101.0	101.0	98.2	97.3	96.1	99.6	101.8	100.4	100.8
1961	101.4	100.8	102.4	100.7	99.9	98.1	97.5	96.9	98.6	101.9	100.7	100.8

Price indexes (1957-59=100):

1948	217.2	190.9	196.9	196.2	188.8	172.4	150.6	122.9	116.5	128.8	135.0	130.4
1949	127.4	104.7	104.9	105.6	104.4	104.1	111.1	105.3	112.0	114.0	109.4	112.3
1950	110.6	104.9	108.9	108.6	111.8	110.8	114.5	108.1	108.3	107.3	115.5	128.1
1951	137.3	146.2	146.0	149.9	147.4	143.7	139.2	128.2	127.9	140.2	148.9	155.9
1952	154.3	145.2	158.1	153.1	154.9	159.6	158.5	155.3	145.0	147.6	156.1	147.9
1953	141.7	134.3	137.1	128.2	118.2	104.9	104.6	97.0	85.8	93.5	93.8	100.0
1954	98.2	94.5	92.7	86.6	82.4	83.9	92.0	100.6	115.7	105.9	101.7	97.0
1955	107.4	106.6	103.4	95.9	94.3	96.9	82.3	77.6	79.9	87.1	81.4	92.3
1956	89.3	90.8	95.9	97.9	93.5	93.7	107.1	107.3	110.1	112.5	114.3	110.0
1957	118.0	107.4	111.3	107.3	95.7	99.0	104.2	101.7	98.2	100.9	101.6	99.7
1958	97.2	100.2	104.2	104.9	107.6	97.2	95.0	89.3	100.2	96.7	95.9	97.7
1959	99.7	100.9	100.7	99.7	97.0	99.4	95.7	98.0	93.5	96.4	93.8	94.0
1960	93.5	93.0	88.3	92.5	90.6	90.1	86.4	82.1	86.4	87.0	83.8	84.6
1961	84.1	83.3	90.6	83.9	88.1	83.8	101.6	91.3	94.3	101.6	103.4	101.4

SEASONAL ADJUSTMENT FACTORS AND INDEXES,
WHOLESALE PRICE INDEX--Continued

WHEAT--CODE 01-25

Year	Jan.	Feb.	Mar.	Apr.	May	June	July	Aug.	Sept.	Oct.	Nov.	Dec.
Seasonal adjustment factors:												
1948	102.1	100.1	103.2	102.7	101.6	97.6	96.4	95.9	98.0	99.1	101.2	102.7
1949	102.3	100.9	102.9	102.7	101.2	97.5	96.3	95.8	97.6	99.0	101.2	102.6
1950	102.4	101.3	103.0	102.8	101.1	97.1	96.0	96.1	97.7	98.9	101.4	102.5
1951	102.5	102.2	103.2	103.3	101.4	95.7	95.4	96.0	97.7	99.0	101.3	102.1
1952	102.6	102.8	103.5	103.3	101.4	94.7	95.3	96.5	97.7	98.7	101.4	101.9
1953	102.7	102.9	103.5	103.0	102.1	94.4	95.1	95.7	97.8	99.0	101.7	101.7
1954	102.3	102.5	103.7	103.6	102.7	94.1	95.2	95.8	98.2	98.9	101.5	101.6
1955	102.3	102.5	103.7	103.5	102.4	95.0	95.9	95.6	97.7	99.0	101.2	101.4
1956	102.0	102.4	103.5	103.8	102.5	95.8	96.3	95.2	97.5	99.1	101.0	101.3
1957	101.8	102.4	103.3	103.7	102.1	96.9	96.6	95.1	97.3	99.2	100.8	101.3
1958	101.5	102.3	103.3	104.0	101.3	97.6	96.3	95.6	97.3	99.1	100.9	101.2
1959	101.8	102.5	103.4	103.0	100.3	97.9	96.6	96.2	97.5	99.2	100.8	101.3
1960	101.7	102.5	103.3	103.0	100.3	97.7	96.4	96.3	97.9	99.3	100.7	101.5
1961	102.0	102.7	103.2	102.6	99.5	97.9	96.5	97.0	97.9	99.1	100.6	101.5

Price indexes (1957-59=100):

1948	142.2	121.6	116.7	117.1	115.3	110.9	105.1	102.7	104.4	105.4	109.0	108.4
1949	106.3	103.2	106.4	106.8	104.7	98.7	96.5	96.4	101.2	102.1	103.3	104.2
1950	103.8	104.6	107.3	108.9	107.8	103.7	106.2	103.9	103.1	103.2	104.1	109.9
1951	113.7	116.2	113.7	115.1	112.3	109.9	108.7	109.9	110.8	114.5	118.9	119.3
1952	118.9	117.8	118.4	116.7	113.7	107.1	105.6	109.1	110.9	110.4	114.6	112.7
1953	111.9	110.9	112.7	111.4	110.2	97.4	97.5	98.4	101.3	104.4	107.7	107.4
1954	109.0	110.1	111.8	110.8	109.0	99.2	103.6	107.4	109.6	109.9	113.1	112.3
1955	113.5	113.4	113.2	111.7	114.0	110.2	104.7	98.8	101.9	102.3	102.2	104.0
1956	103.6	104.9	106.2	109.9	107.7	101.2	101.5	103.2	105.8	107.1	110.2	111.0
1957	112.7	111.9	112.5	110.7	106.3	105.8	104.0	102.3	101.4	103.5	105.8	104.4
1958	104.1	104.8	106.7	108.1	106.2	96.6	93.5	88.5	91.6	93.8	93.9	94.1
1959	94.1	95.5	96.4	96.0	94.0	91.7	92.1	93.1	94.1	95.7	97.0	97.2
1960	97.6	98.3	99.7	99.7	95.7	95.2	91.7	91.5	93.3	94.0	95.7	97.2
1961	98.3	98.3	97.2	95.1	93.0	93.7	94.7	98.5	99.0	99.1	100.3	101.0

LIVESTOCK AND LIVE POULTRY--CODE 01-3

Year	Jan.	Feb.	Mar.	Apr.	May	June	July	Aug.	Sept.	Oct.	Nov.	Dec.
Seasonal adjustment factors:												
1948	98.2	96.7	98.6	97.9	101.7	103.7	106.0	105.2	103.0	97.9	95.7	94.9
1949	96.0	97.4	99.1	98.5	101.5	103.5	105.5	104.9	102.8	98.2	95.5	95.1
1950	97.8	97.9	99.3	99.1	101.9	103.4	105.4	104.8	102.1	97.8	95.5	94.6
1951	97.3	99.2	101.0	100.1	103.0	102.3	105.9	103.8	102.1	97.1	94.1	94.0
1952	98.4	100.1	101.0	101.2	103.8	102.0	105.2	103.5	101.4	96.1	93.6	93.3
1953	98.9	100.3	101.2	103.0	103.4	103.0	104.5	102.3	101.4	97.2	92.9	92.3
1954	98.5	100.4	100.9	103.4	104.6	103.6	103.9	102.3	101.5	96.7	92.0	92.0
1955	98.4	100.5	101.2	103.8	103.8	104.1	104.2	102.6	101.4	96.3	91.4	92.5
1956	97.7	100.4	101.1	104.1	104.1	105.2	103.0	102.5	100.2	96.4	92.9	92.9
1957	97.3	100.1	101.6	103.8	103.7	105.4	103.0	102.0	100.0	96.4	92.9	93.6
1958	97.4	100.0	102.7	103.4	104.5	104.5	102.6	101.3	98.6	95.5	94.2	95.4
1959	98.3	100.0	103.2	103.6	103.5	103.3	102.2	101.3	98.0	95.4	95.0	96.0
1960	98.5	100.2	103.7	103.6	103.9	102.9	101.2	100.5	97.9	95.8	95.5	96.3
1961	98.8	100.4	103.5	104.0	103.3	102.5	101.0	100.9	97.9	95.9	95.1	96.5

Price indexes (1957-59=100):

1948	129.9	118.2	119.0	118.4	126.1	136.1	140.8	141.0	138.5	127.8	123.2	118.6
1949	112.2	106.6	111.3	108.6	109.8	110.4	108.4	107.3	107.4	103.9	100.5	98.9
1950	100.9	106.4	107.1	106.1	114.5	116.0	125.6	126.2	123.3	116.1	116.8	121.2
1951	131.1	140.5	142.8	143.2	139.2	139.3	137.8	137.3	135.0	133.0	126.1	124.9
1952	124.0	123.4	122.2	123.9	126.5	124.6	125.7	123.6	115.4	110.2	108.1	100.9
1953	107.7	106.0	106.6	101.7	106.6	100.9	111.4	102.4	105.3	95.3	91.1	97.5
1954	106.7	106.1	107.4	110.3	108.1	101.9	96.7	96.9	93.8	90.1	88.8	86.0
1955	92.3	93.8	92.8	97.6	91.1	96.6	92.3	87.7	87.7	83.4	72.3	68.9
1956	73.2	78.7	76.4	82.3	86.5	86.9	84.7	88.3	88.0	84.8	79.7	83.3
1957	85.9	87.2	89.0	92.1	91.4	97.0	100.5	100.7	94.7	91.1	92.1	96.0
1958	100.2	105.9	111.3	109.8	116.0	114.8	112.4	109.2	106.3	102.7	104.7	101.8
1959	104.9	102.7	105.9	106.8	105.3	104.0	98.5	96.6	95.4	91.2	87.5	88.3
1960	91.2	93.9	100.2	99.6	99.7	98.9	97.7	93.8	91.8	93.8	95.1	96.2
1961	98.4	94.1	96.6	95.3	90.9	87.6	87.7	93.3	90.2	89.4	89.4	92.4

SEASONAL ADJUSTMENT FACTORS AND INDEXES,
WHOLESALE PRICE INDEX--Continued

LIVESTOCK--CODE 01-31

Year	Jan.	Feb.	Mar.	Apr.	May	June	July	Aug.	Sept.	Oct.	Nov.	Dec.
Seasonal adjustment factors:												
1948	98.3	96.3	97.6	96.8	101.8	104.3	106.6	105.4	103.4	98.4	95.7	94.9
1949	98.0	97.0	98.2	97.5	101.6	104.1	106.1	105.0	103.1	98.7	95.6	95.1
1950	97.8	97.4	98.4	98.3	102.2	104.0	105.9	104.9	102.4	98.3	95.5	94.6
1951	97.4	98.8	100.3	99.3	103.3	102.9	106.3	103.7	102.4	97.5	93.9	94.3
1952	98.4	99.8	100.3	100.6	104.1	102.4	105.5	103.4	101.6	96.5	93.5	93.7
1953	98.8	100.0	100.5	102.5	103.6	103.5	104.7	102.0	101.6	97.7	92.7	92.5
1954	98.4	100.2	100.0	103.0	104.8	104.2	103.8	102.1	101.9	97.3	91.7	92.2
1955	98.5	100.3	100.1	103.5	104.0	104.6	104.2	102.5	101.9	96.9	91.2	92.7
1956	97.4	100.0	100.0	104.1	104.2	105.5	102.8	102.5	100.6	97.0	92.7	93.0
1957	97.1	99.6	100.5	104.0	103.8	105.7	103.0	102.2	100.6	97.3	92.9	93.4
1958	97.0	99.4	101.9	103.5	104.6	104.7	102.6	101.8	99.2	96.2	94.3	95.2
1959	97.9	99.1	102.4	103.7	103.5	103.6	102.4	101.7	98.7	96.0	95.3	95.6
1960	97.9	99.3	102.9	103.7	103.8	103.1	101.5	100.9	98.6	96.4	95.8	95.8
1961	98.4	99.4	102.8	104.0	103.2	102.8	101.3	101.4	98.6	96.5	95.4	95.9

Price indexes (1957-59=100):

1948	123.7	112.2	111.8	110.6	119.2	129.5	135.2	135.1	132.6	122.4	117.1	111.2
1949	105.3	100.1	104.5	101.9	104.6	106.3	104.2	102.4	103.2	99.6	95.8	95.6
1950	98.3	102.2	102.0	101.2	111.0	112.9	121.7	122.0	119.6	113.1	114.1	118.7
1951	128.1	136.7	138.4	138.6	135.2	135.5	134.3	134.1	132.0	131.0	123.8	122.1
1952	120.0	119.0	118.4	120.7	124.5	122.0	122.3	119.6	110.9	106.0	102.2	96.1
1953	102.6	100.8	101.1	95.5	101.4	96.6	106.4	97.3	100.7	90.9	86.4	94.4
1954	103.1	102.9	103.8	107.3	105.4	98.9	93.4	93.6	91.0	87.5	86.4	83.9
1955	88.6	89.2	85.9	91.7	85.4	91.3	87.0	81.7	82.1	79.0	67.3	64.1
1956	68.5	73.9	73.1	78.1	82.7	84.1	81.0	86.1	86.5	83.3	77.5	81.4
1957	84.3	84.9	86.7	90.6	89.9	95.7	99.1	99.5	94.1	90.7	91.5	96.1
1958	99.1	105.3	110.6	110.5	116.4	114.7	113.1	110.2	108.0	104.5	106.1	103.5
1959	105.7	103.0	106.7	108.7	106.7	105.3	99.4	97.8	96.4	92.0	87.3	85.9
1960	89.9	92.6	99.3	98.7	99.3	98.5	97.5	93.6	91.6	93.7	95.1	96.2
1961	98.0	98.0	95.9	95.6	91.0	89.8	89.8	95.9	93.6	92.2	92.1	93.5

STEERS, CHOICE²--CODE 01-31-11

Year	Jan.	Feb.	Mar.	Apr.	May	June	July	Aug.	Sept.	Oct.	Nov.	Dec.
Seasonal adjustment factors:												
1948	99.3	95.7	95.7	95.7	98.8	102.2	102.2	101.3	101.5	102.0	102.8	103.4
1949	99.5	96.2	96.2	96.0	98.6	101.4	101.4	101.0	101.7	102.2	102.6	102.9
1950	99.8	96.9	96.7	96.8	98.5	100.5	100.9	100.7	101.3	102.0	102.7	103.3
1951	101.6	97.3	98.1	97.5	98.2	98.2	100.3	100.4	102.1	102.5	102.0	102.2
1952	103.0	98.6	98.3	97.7	97.5	96.5	100.0	100.3	102.6	102.2	101.4	101.4
1953	103.6	99.4	98.6	98.5	96.6	95.4	99.5	100.1	103.7	103.1	100.9	100.2
1954	103.4	99.5	98.5	98.9	96.4	95.0	100.0	100.7	104.5	103.2	100.1	99.4
1955	102.9	98.7	98.7	99.7	96.9	95.7	101.0	101.7	104.9	102.7	99.2	97.6
1956	100.9	99.0	100.2	101.2	98.6	96.7	100.9	100.6	103.9	101.8	99.0	97.8
1957	100.1	98.7	101.1	102.7	99.7	97.4	100.8	100.3	102.6	100.6	98.7	97.2
1958	99.7	98.6	102.8	103.7	101.6	97.9	100.5	99.2	100.5	98.8	98.6	98.0
1959	100.6	99.1	103.7	104.7	102.3	98.2	99.5	99.0	98.6	97.5	98.6	98.7
1960	101.0	100.1	104.4	104.6	102.6	97.9	98.7	98.1	98.1	97.3	98.5	99.2
1961	101.6	100.1	103.8	105.0	102.2	97.7	98.4	98.8	97.8	97.1	98.3	99.2

Price indexes (1957-59=100):

1948	116.3	103.5	101.1	104.3	115.2	130.1	132.6	131.8	126.1	120.2	116.8	108.8
1949	96.5	87.0	91.1	91.7	94.2	97.4	96.1	97.6	103.0	109.9	111.9	116.3
1950	113.2	110.2	108.1	105.1	109.6	111.3	114.0	111.7	112.8	112.9	117.2	124.8
1951	130.6	134.7	137.6	138.2	135.8	132.2	131.1	132.5	134.9	134.2	132.8	129.2
1952	129.3	129.3	129.3	132.1	127.4	122.8	123.2	121.8	119.5	120.5	120.0	118.2
1953	112.6	93.9	88.9	81.8	81.4	81.4	90.2	92.5	96.3	94.4	90.8	87.8
1954	94.9	90.8	92.1	94.0	91.6	87.9	90.2	89.3	94.4	95.4	95.0	98.2
1955	104.2	104.2	99.2	97.7	89.4	86.1	87.0	83.7	87.0	83.3	77.2	75.4
1956	76.8	75.8	74.9	77.2	77.2	79.6	80.5	96.7	102.4	98.6	91.2	85.2
1957	83.3	78.2	82.8	86.9	88.3	89.8	94.9	95.8	93.5	91.6	94.4	95.8
1958	100.5	104.6	114.4	109.8	110.7	103.3	102.3	96.3	100.0	99.6	101.9	102.8
1959	107.5	106.5	112.6	117.6	112.6	106.5	106.5	104.2	103.8	101.9	99.6	97.3
1960	100.9	101.4	106.5	105.1	104.2	97.7	97.7	93.5	93.5	94.0	97.3	100.9
1961	103.3	98.6	96.3	94.4	88.3	84.7	85.1	93.1	90.8	91.7	95.4	97.7

See footnotes at end of table.

SEASONAL ADJUSTMENT FACTORS AND INDEXES,
WHOLESALE PRICE INDEX--Continued

STEERS, STANDARD⁶-CODE 01-31-23

Year	Jan.	Feb.	Mar.	Apr.	May	June	July	Aug.	Sept.	Oct.	Nov.	Dec.
Seasonal adjustment factors:												
1951							103.2	100.2	101.0	99.8	99.7	95.7
1952	101.3	98.3	98.6	99.8	102.0	100.8	102.7	99.8	101.1	99.9	99.8	96.0
1953	101.2	97.9	98.7	100.1	101.7	100.3	103.3	99.7	101.7	100.9	99.6	95.0
1954	100.4	98.3	98.4	100.2	101.4	100.4	103.0	100.5	103.4	100.3	99.0	94.5
1955	100.0	97.8	98.9	100.2	101.0	99.7	104.4	101.6	103.6	100.2	98.3	94.8
1956	98.2	98.2	99.0	100.6	100.9	100.4	103.5	100.8	103.6	100.0	98.5	96.1
1957	97.9	97.6	99.6	101.1	100.7	99.6	103.8	101.4	103.4	99.8	98.8	96.4
1958	97.9	97.9	100.1	101.2	101.2	99.8	102.2	100.9	102.2	98.7	99.4	98.9
1959	98.9	97.8	100.5	101.2	100.7	99.1	101.5	101.0	100.3	98.9	100.2	99.9
1960	99.2	98.0	100.6	101.3	101.0	99.1	99.7	100.3	100.5	99.3	100.6	100.3
1961	99.7	98.2	100.3	101.5	100.3	98.9	99.4	101.1	100.4	99.2	100.7	100.5

Price indexes (1957-59=100):

1951							133.5	133.7	137.6	135.3	134.5	132.1
1952	130.6	130.6	126.0	128.9	126.6	126.6	125.5	115.9	110.9	105.9	105.3	95.7
1953	98.0	85.5	87.8	81.6	84.4	77.7	84.4	79.9	76.6	74.3	74.3	71.5
1954	82.1	81.0	79.4	82.7	84.4	83.3	78.3	76.0	81.6	82.7	82.2	81.0
1955	82.7	79.9	81.0	82.2	78.3	76.1	81.6	75.5	78.3	77.7	71.0	63.1
1956	65.9	67.6	66.4	69.8	70.9	74.3	75.5	82.1	87.8	76.6	75.5	73.8
1957	73.8	74.9	77.7	79.9	81.0	83.3	95.1	91.2	87.2	86.7	90.1	93.4
1958	94.6	99.1	107.0	105.9	110.4	107.0	109.2	103.6	107.0	106.4	108.7	110.4
1959	114.2	109.2	112.0	115.4	114.8	111.5	109.8	108.7	110.4	107.0	104.7	99.1
1960	99.1	97.9	100.2	101.3	99.1	96.2	95.1	94.6	95.7	98.5	101.9	103.6
1961	100.8	97.9	95.7	94.0	90.0	90.0	90.6	100.8	98.5	96.8	100.8	101.4

COWS, COMMERCIAL⁷-CODE 01-31-31

Year	Jan.	Feb.	Mar.	Apr.	May	June	July	Aug.	Sept.	Oct.	Nov.	Dec.
Seasonal adjustment factors:												
1948	96.5	94.8	99.7	103.1	109.3	108.1	106.0	100.8	99.2	94.4	95.3	92.7
1949	96.1	95.6	100.0	103.4	108.7	107.7	105.3	100.7	99.2	95.0	95.3	92.8
1950	95.4	95.9	100.5	103.9	108.7	107.9	105.7	100.5	99.3	94.5	95.9	91.4
1951	96.0	96.6	102.8	103.5	108.7	106.7	106.8	99.7	100.1	95.0	94.4	90.0
1952	96.9	97.6	103.6	103.8	109.1	106.6	105.0	99.3	100.6	94.9	93.9	89.1
1953	96.9	98.1	103.7	105.8	108.1	107.2	104.5	98.4	100.1	96.5	92.4	87.8
1954	97.2	98.7	103.9	105.8	109.0	107.8	103.6	97.6	100.3	96.6	91.8	87.5
1955	97.0	99.0	104.3	106.1	108.0	108.3	103.0	97.8	99.3	97.3	90.7	89.0
1956	95.6	99.2	102.9	107.7	108.8	109.5	101.1	97.6	98.6	97.2	92.4	89.9
1957	95.2	99.6	102.4	107.5	107.7	110.3	102.3	97.0	98.2	96.9	92.4	90.8
1958	96.5	98.4	103.1	106.4	108.8	109.8	102.1	96.1	97.7	95.4	93.4	92.6
1959	97.0	97.8	103.0	107.4	108.2	109.6	101.4	96.6	95.9	96.0	93.3	93.6
1960	98.0	98.0	102.8	107.4	108.6	109.3	100.7	96.0	95.9	96.2	93.3	93.9
1961	98.1	98.2	103.4	107.5	107.8	109.4	100.5	96.4	95.3	96.7	93.0	94.3

Price indexes (1957-59=100):

1948	116.1	112.0	117.6	125.6	135.4	135.4	133.6	128.3	123.8	113.1	113.6	109.9
1949	105.7	95.8	103.5	107.7	112.4	109.4	104.8	95.3	94.5	93.1	91.4	91.8
1950	95.7	103.7	110.3	110.7	124.1	125.5	126.5	125.2	126.0	121.6	127.4	127.7
1951	137.0	150.6	155.5	161.9	162.3	163.6	160.5	161.3	163.1	159.0	154.5	142.7
1952	135.0	133.6	138.6	140.6	142.0	137.8	131.5	116.7	111.1	98.5	101.2	83.0
1953	97.8	87.2	91.5	82.2	85.8	78.8	84.3	72.4	74.6	68.2	62.6	64.7
1954	74.6	72.5	79.5	81.6	85.8	81.6	71.7	71.7	74.6	72.4	68.9	66.1
1955	68.9	75.9	76.7	83.7	78.0	82.2	75.9	70.3	68.9	71.0	61.1	59.0
1956	67.5	72.5	73.1	73.8	76.7	76.7	71.0	70.4	74.6	71.7	68.9	66.8
1957	67.5	71.0	78.0	81.6	83.0	90.0	87.2	85.8	83.7	85.8	87.2	88.6
1958	94.9	98.5	103.3	113.9	122.3	119.6	113.9	109.7	113.2	110.4	112.5	108.2
1959	115.3	113.9	113.9	118.1	118.1	123.0	111.1	99.1	102.7	97.0	88.6	89.4
1960	93.6	90.7	100.6	99.8	101.2	100.6	92.1	83.0	83.0	83.0	83.0	85.1
1961	90.0	91.5	93.6	98.5	94.2	92.8	83.7	88.6	83.0	91.5	85.8	87.9

See footnotes at end of table.

SEASONAL ADJUSTMENT FACTORS AND INDEXES,
WHOLESALE PRICE INDEX--Continued
8
CALVES, CHOICE, NATIONAL STOCKYARDS--CODE 01-31-51

Year	Jan.	Feb.	Mar.	Apr.	May	June	July	Aug.	Sept.	Oct.	Nov.	Dec.
Seasonal adjustment factors:												
1948	108.5	104.6	99.1	100.4	101.5	96.2	95.5	98.1	100.1	99.4	98.9	98.3
1949	108.0	105.4	99.0	100.9	100.7	96.7	95.7	98.0	99.6	99.3	98.6	98.5
1950	107.0	105.4	100.6	101.5	101.2	96.9	95.3	97.3	98.6	99.4	99.2	97.6
1951	105.3	108.7	102.8	101.6	101.6	97.4	95.0	97.3	96.7	99.0	98.2	96.6
1952	105.8	110.7	104.9	102.9	101.9	96.4	93.9	97.3	95.9	98.9	96.5	95.3
1953	107.1	113.6	105.5	104.2	101.6	96.2	92.6	95.9	94.6	99.9	94.1	94.8
1954	109.3	115.0	105.7	104.1	102.7	94.9	91.9	96.3	93.9	99.6	93.7	93.5
1955	109.8	116.8	104.9	104.8	101.8	94.8	90.6	96.1	93.8	98.8	92.6	95.0
1956	109.5	115.0	104.2	107.0	101.3	94.5	90.2	95.1	94.3	98.1	94.2	96.1
1957	108.3	113.3	104.2	106.5	103.1	94.9	90.1	94.4	93.7	97.0	96.2	98.0
1958	107.5	111.3	106.1	105.0	104.0	94.7	91.2	93.9	93.4	94.9	98.4	99.2
1959	106.9	112.0	107.5	104.9	103.1	94.3	90.1	93.2	94.1	94.9	98.2	100.8
1960	107.6	111.9	108.0	104.0	103.6	93.6	90.7	93.0	94.1	94.7	98.4	100.8
1961	108.2	112.6	108.6	103.2	103.1	93.5	90.1	93.0	94.0	94.8	97.8	100.7

Price indexes (1957-59=100):												
1948	101.7	92.0	88.5	90.4	98.3	90.7	95.7	99.0	102.2	103.9	104.0	103.9
1949	109.7	102.6	93.3	94.4	89.3	87.6	84.0	86.8	92.0	91.6	90.4	92.0
1950	102.6	104.3	98.1	98.6	102.5	97.9	100.0	108.0	111.0	107.0	109.3	109.3
1951	121.3	129.6	123.3	131.3	125.7	129.4	126.3	124.1	122.4	125.3	121.5	121.5
1952	123.3	124.9	130.0	124.9	124.1	116.5	108.0	108.0	106.4	111.4	111.4	97.9
1953	103.0	113.1	97.9	86.1	92.8	65.8	77.6	79.4	70.9	76.0	74.3	76.0
1954	91.2	94.6	87.8	87.8	77.6	70.9	67.5	73.4	74.3	76.0	67.5	70.9
1955	91.2	97.9	84.4	87.8	81.0	77.6	74.3	77.6	81.0	87.8	74.3	81.0
1956	94.6	94.6	82.7	82.7	85.2	76.0	76.0	79.3	70.9	75.9	75.9	72.6
1957	84.4	92.8	87.8	91.2	84.4	84.4	76.0	82.7	86.1	89.4	92.8	97.9
1958	101.2	109.7	106.4	114.8	113.0	104.6	104.6	106.4	108.0	108.0	113.1	109.7
1959	111.4	--	--	--	--	101.5	94.8	99.8	98.1	96.5	98.1	99.8
1960	109.7	109.7	109.7	94.8	96.5	86.5	84.8	81.5	84.8	84.8	93.1	99.8
1961	111.4	121.4	108.1	99.8	94.8	86.5	84.8	93.1	94.8	101.4	101.4	106.4

BARROWS AND GILTS, 200-240 lb.--CODE 01-31-61												
Year	Jan.	Feb.	Mar.	Apr.	May	June	July	Aug.	Sept.	Oct.	Nov.	Dec.
Seasonal adjustment factors:												
1948	94.2	94.4	94.8	90.3	98.1	106.2	116.6	117.3	110.6	99.0	89.6	89.1
1949	94.0	95.3	95.2	91.1	98.0	106.3	115.7	116.4	109.5	99.1	89.7	89.4
1950	94.2	95.7	95.0	91.7	99.8	106.5	115.7	116.6	107.9	99.1	89.3	88.8
1951	93.0	97.5	96.8	93.6	102.5	106.8	115.5	113.7	106.7	97.0	87.6	89.4
1952	94.4	97.7	96.0	96.5	105.1	106.8	114.8	112.3	103.7	95.1	88.5	89.6
1953	94.4	96.9	96.0	99.8	105.4	110.1	113.0	108.5	102.8	95.9	88.2	88.6
1954	93.7	96.8	95.0	102.0	107.8	111.3	111.7	107.8	102.3	95.0	87.6	89.5
1955	94.0	96.9	95.0	103.2	106.3	111.9	111.6	107.4	102.2	93.2	87.3	91.0
1956	94.2	96.4	94.5	103.4	106.2	112.2	109.8	108.1	100.2	93.5	89.3	92.1
1957	93.7	96.0	95.8	102.8	106.0	112.9	108.2	107.6	100.7	94.8	89.7	92.1
1958	93.5	96.2	98.2	102.2	106.2	110.1	107.7	107.2	98.4	94.7	91.3	94.6
1959	94.4	96.4	99.6	101.7	104.5	108.1	107.6	106.7	99.3	94.8	93.2	94.1
1960	93.8	96.5	100.7	102.0	105.0	107.5	106.5	104.9	99.0	96.1	94.3	94.1
1961	93.9	96.6	100.6	102.5	104.3	107.0	106.5	105.0	99.3	96.4	93.8	93.6

Price indexes (1957-59=100):												
1948	151.3	131.6	129.9	118.8	125.4	145.2	161.4	165.0	161.1	142.2	127.5	120.6
1949	114.8	115.0	117.3	105.1	107.4	117.3	121.1	121.0	116.8	99.6	88.5	86.6
1950	89.3	95.4	91.6	89.9	106.7	110.6	132.3	133.7	122.6	108.0	99.6	104.6
1951	116.7	125.7	122.2	118.1	117.8	123.4	126.5	124.5	114.6	113.7	102.4	100.9
1952	100.7	98.2	93.7	94.3	110.9	113.0	122.4	127.2	108.7	106.6	93.6	91.5
1953	101.9	113.3	119.4	119.0	133.8	136.6	148.0	131.9	138.7	117.5	114.0	133.6
1954	145.1	143.9	141.2	151.3	145.6	136.6	132.8	127.4	113.1	103.8	106.0	98.3
1955	96.9	93.2	88.2	99.5	96.5	111.7	102.1	91.2	90.3	81.9	67.5	59.4
1956	63.2	71.0	69.0	83.1	90.8	94.6	91.5	94.0	89.0	88.0	79.4	94.8
1957	98.4	97.4	94.8	99.5	99.8	110.6	116.9	119.9	105.3	94.3	93.6	104.5
1958	106.2	112.5	115.6	114.8	126.4	130.4	126.9	125.3	113.5	103.7	104.3	102.1
1959	93.1	87.7	91.9	90.7	90.8	90.4	78.5	79.2	74.6	71.4	69.2	65.7
1960	69.7	75.4	85.3	88.9	92.7	95.7	100.8	95.0	89.5	100.1	97.8	98.7
1961	97.7	101.7	97.1	97.4	94.5	94.6	99.5	100.1	100.4	92.8	90.4	92.8

See footnotes at end of table.

SEASONAL ADJUSTMENT FACTORS AND INDEXES,
WHOLESALE PRICE INDEX--Continued
LAMBS, CHOICE²-CODE 01-31-91

Year	Jan.	Feb.	Mar.	Apr.	May	June	July	Aug.	Sept.	Oct.	Nov.	Dec.
Seasonal adjustment factors:												
1948	97.9	97.8	102.0	105.4	109.1	107.9	104.2	99.5	95.4	94.3	94.4	92.2
1949	97.0	98.6	103.6	105.8	108.5	107.1	103.1	98.9	95.6	94.5	94.3	92.7
1950	97.3	98.8	102.5	106.2	107.9	107.0	103.3	100.6	96.1	94.7	93.8	92.1
1951	95.6	99.6	104.2	106.1	107.9	105.7	103.7	101.7	97.7	94.3	92.9	90.9
1952	95.7	99.7	103.2	105.2	106.6	106.5	105.7	103.6	98.0	93.0	92.3	90.5
1953	95.6	98.6	102.1	104.4	107.0	107.6	106.6	104.6	98.6	93.2	91.8	90.0
1954	95.1	97.9	100.7	103.2	105.9	110.2	107.5	105.2	100.1	93.4	91.5	89.1
1955	93.9	97.2	101.5	103.3	104.7	110.9	107.7	104.5	101.7	93.3	91.7	89.8
1956	93.6	97.0	101.1	103.2	101.6	111.7	107.3	104.1	101.5	95.9	93.4	89.6
1957	92.5	96.6	100.6	101.9	100.9	113.1	107.4	105.0	101.9	97.3	93.0	89.3
1958	92.0	97.0	101.3	101.9	99.2	113.9	107.8	104.4	102.0	97.7	93.9	89.1
1959	92.3	95.9	101.3	101.1	100.9	112.7	109.0	105.7	100.8	97.9	93.0	89.1
1960	92.2	96.6	101.6	99.6	101.3	113.5	109.5	105.6	99.8	98.5	92.9	88.9
1961	92.1	96.0	101.9	100.1	102.5	113.6	109.1	106.0	100.4	97.7	91.7	89.4

Price indexes (1957-59=100):												
1948	112.7	102.3	97.3	108.0	122.5	133.3	132.7	120.6	109.9	107.3	110.6	109.4
1949	108.4	107.8	126.7	130.5	133.9	118.7	109.9	104.5	103.1	104.0	101.7	95.4
1950	102.7	113.6	118.7	116.2	118.4	121.8	120.1	119.0	121.3	123.1	129.5	137.2
1951	147.7	167.7	179.1	172.3	160.9	152.2	140.4	138.5	138.2	137.6	135.3	134.5
1952	133.3	123.4	115.6	127.2	125.0	128.3	129.4	134.9	120.0	112.9	103.1	93.8
1953	97.6	100.9	100.9	101.4	113.5	111.8	117.3	108.5	98.7	85.6	85.6	84.5
1954	92.7	95.4	107.4	109.6	109.6	107.4	104.2	98.7	91.0	85.6	88.8	85.6
1955	92.1	96.5	98.7	98.7	86.1	109.6	104.2	100.3	94.3	88.8	82.3	81.2
1956	82.8	89.6	92.1	92.7	109.6	110.7	98.7	97.6	101.4	93.2	89.4	88.3
1957	90.5	90.5	98.1	107.4	97.0	107.4	105.2	106.3	110.7	--	102.0	101.4
1958	104.2	108.0	103.9	100.3	95.4	109.9	112.1	106.7	101.4	106.1	100.9	86.5
1959	84.9	87.5	96.5	94.6	103.2	116.4	108.6	107.5	95.4	90.9	82.6	78.8
1960	85.9	94.2	100.3	98.1	92.0	107.5	97.0	87.6	86.5	81.5	78.8	74.8
1961	77.0	77.6	80.4	77.0	84.2	85.3	85.3	84.2	76.5	77.0	69.9	73.2

LIVE POULTRY--CODE 01-32

Year	Jan.	Feb.	Mar.	Apr.	May	June	July	Aug.	Sept.	Oct.	Nov.	Dec.
Seasonal adjustment factors:												
1948	101.7	99.7	107.0	107.0	100.3	97.3	100.6	103.4	100.1	93.5	95.6	93.9
1949	101.0	100.4	107.4	107.1	100.4	97.5	100.4	103.2	100.1	93.7	94.6	93.7
1950	101.2	102.0	107.2	106.5	99.4	97.6	101.2	103.4	100.2	93.2	95.5	93.1
1951	100.0	102.8	107.4	107.1	100.0	96.3	102.6	103.6	100.4	93.8	95.8	90.7
1952	100.4	103.5	107.4	106.0	99.8	97.4	103.5	104.0	100.7	93.3	94.5	90.1
1953	99.8	103.2	107.7	106.3	100.5	99.0	102.7	103.3	100.6	93.3	94.4	89.6
1954	99.1	102.5	107.9	105.6	101.7	99.4	104.1	103.0	99.2	92.8	94.7	89.6
1955	97.8	101.7	108.9	105.9	103.3	100.8	104.4	103.2	98.2	92.8	93.1	90.1
1956	98.4	102.6	109.7	103.7	103.6	103.7	103.8	102.3	96.2	91.9	93.0	90.8
1957	99.2	104.2	110.0	102.8	104.1	104.0	103.6	100.1	94.8	90.9	93.2	92.9
1958	100.9	105.2	109.2	102.7	104.7	104.1	103.1	98.2	92.9	91.0	93.6	94.1
1959	102.7	107.0	109.4	103.4	105.0	102.4	101.0	98.0	92.1	90.7	92.8	96.1
1960	103.9	107.5	109.5	103.5	105.4	101.8	100.0	96.7	91.5	90.9	92.6	97.1
1961	103.7	108.1	109.3	104.5	105.3	100.3	99.7	96.9	91.5	90.9	92.0	98.0

Price indexes (1957-59=100):												
1948	201.9	187.2	206.5	212.3	207.0	209.4	203.0	205.9	204.8	187.6	194.7	206.6
1949	194.7	182.9	193.0	189.4	170.2	153.7	154.1	161.5	153.3	150.1	153.9	133.6
1950	124.9	153.0	166.4	161.3	150.3	145.4	164.9	169.7	161.0	145.2	140.3	142.3
1951	157.7	175.6	188.5	190.0	179.3	175.8	170.7	167.1	160.8	147.9	143.0	149.5
1952	164.2	170.6	161.7	153.9	139.8	145.6	158.8	165.1	165.3	154.4	177.1	155.7
1953	166.9	165.5	168.8	174.2	166.6	148.3	167.7	161.3	156.2	146.3	143.9	130.0
1954	143.4	138.1	144.3	139.0	132.5	131.4	130.5	130.9	122.4	113.5	110.6	104.9
1955	125.4	135.9	157.9	152.3	143.2	145.2	141.2	143.6	139.9	123.6	118.5	113.3
1956	116.4	122.7	127.2	119.6	121.6	113.1	118.2	108.8	100.2	99.0	99.7	101.1
1957	100.4	107.8	111.5	106.2	106.4	108.9	112.0	111.3	100.2	94.6	97.2	95.2
1958	107.5	108.9	115.8	103.5	112.2	115.6	106.4	100.6	91.5	88.1	91.7	87.2
1959	98.1	99.9	99.0	91.4	92.8	92.3	91.5	85.9	87.0	84.3	88.5	108.6
1960	101.7	103.9	107.5	106.6	103.1	101.7	98.6	94.4	93.0	94.4	94.3	95.5
1961	101.1	106.0	99.9	92.4	89.4	72.3	73.2	73.6	64.9	68.3	69.1	83.4

See footnotes at end of table.

SEASONAL ADJUSTMENT FACTORS AND INDEXES,
WHOLESALE PRICE INDEX--Continued

FRYERS, DEL-MAR-VA--CODE 01-32-61

Year	Jan.	Feb.	Mar.	Apr.	May	June	July	Aug.	Sept.	Oct.	Nov.	Dec.
Seasonal adjustment factors:												
1948	95.4	98.8	101.3	102.9	96.4	96.0	108.3	111.2	104.6	94.6	99.5	91.6
1949	95.4	99.4	101.3	103.2	96.7	96.0	107.8	110.9	104.9	95.0	98.2	90.9
1950	96.3	101.3	100.4	102.9	95.4	96.3	107.8	111.3	104.6	94.0	99.6	89.7
1951	95.3	103.4	101.3	103.7	94.8	95.1	110.2	111.4	104.8	94.8	100.3	85.3
1952	98.2	103.5	100.4	103.6	95.0	98.4	110.3	111.1	105.3	93.7	97.3	83.2
1953	102.6	100.7	102.5	103.5	96.1	99.7	108.1	110.5	105.4	93.0	96.4	81.9
1954	100.8	100.6	105.3	103.0	97.4	100.0	110.7	108.8	102.4	92.5	96.2	82.8
1955	98.5	100.1	107.7	102.7	100.7	102.0	112.0	107.5	100.0	93.3	93.4	82.2
1956	100.3	101.3	109.0	100.5	103.2	104.7	110.7	105.5	96.5	92.0	92.3	84.3
1957	100.6	104.0	109.8	98.7	104.8	104.9	109.2	102.8	95.0	91.5	91.7	87.2
1958	102.1	106.1	108.1	98.1	106.3	105.0	109.9	99.8	92.6	92.0	91.5	88.6
1959	105.0	108.5	108.1	97.6	105.6	104.2	106.7	99.4	93.2	91.5	88.4	92.3
1960	107.1	108.8	108.5	97.4	105.4	103.1	105.3	97.8	93.3	91.0	87.1	94.9
1961	106.2	109.7	108.6	98.3	104.4	101.9	105.3	98.2	93.7	91.5	86.0	96.1

Price indexes (1957-59=100):

1948	203.7	178.1	191.5	195.5	200.2	203.7	195.3	197.5	198.4	170.7	181.4	183.1
1949	168.7	157.6	164.1	155.3	134.3	122.1	150.2	162.1	145.5	138.7	143.5	115.9
1950	108.0	146.5	145.5	148.1	136.8	140.0	174.4	166.2	149.4	130.6	129.8	124.6
1951	141.7	152.6	152.2	163.3	153.9	150.6	152.7	153.9	148.4	132.8	132.0	126.8
1952	154.6	161.3	138.5	139.8	121.1	134.5	151.9	172.0	166.7	149.2	186.9	141.2
1953	150.6	151.6	143.9	145.2	138.5	133.5	164.0	152.6	148.6	134.5	134.5	99.4
1954	137.2	114.3	121.1	130.4	119.7	133.1	138.5	138.5	125.1	111.5	102.1	95.4
1955	142.5	138.5	178.7	158.6	145.2	149.2	146.5	151.9	143.9	115.7	117.0	104.3
1956	103.6	119.7	123.7	109.0	111.7	102.8	121.1	102.8	96.2	100.1	100.8	98.1
1957	95.4	107.6	106.3	100.1	111.0	115.0	123.7	117.0	96.9	98.3	97.4	82.0
1958	115.0	113.0	118.0	101.9	120.4	117.7	110.3	98.9	87.7	85.3	90.4	83.3
1959	103.6	99.4	95.7	86.3	91.0	92.2	91.0	88.7	89.2	84.0	76.3	109.5
1960	99.6	97.2	99.6	94.2	98.6	97.2	105.1	92.6	89.4	88.9	87.0	86.2
1961	94.9	105.3	97.6	82.3	81.0	72.4	76.1	72.1	70.8	72.3	65.4	94.7

TURKEYS, LIVE, FRYERS--CODE 01-32-75

Year	Jan.	Feb.	Mar.	Apr.	May	June	July	Aug.	Sept.	Oct.	Nov.	Dec.
Seasonal adjustment factors:												
1955	97.6	104.9	107.5	103.9	104.3	97.6	95.3	95.7	93.6	97.3	100.8	102.2
1956	97.6	106.0	106.6	103.0	103.9	98.6	94.3	95.8	93.6	97.7	101.2	102.1
1957	97.7	104.4	107.4	103.4	104.9	97.7	94.0	95.1	93.1	96.7	103.3	102.0
1958	98.0	104.3	106.7	103.8	105.2	97.3	91.6	95.4	93.9	98.0	103.9	103.1
1959	98.0	104.3	106.7	103.8	105.2	97.3	91.6	95.4	93.9	97.5	105.5	101.3
1960	98.1	103.6	107.5	103.2	106.1	97.2	91.0	95.2	93.9	98.0	105.1	101.2
1961	98.5	104.2	106.6	103.5	105.4	97.0	91.5	95.5	94.2	97.6	105.1	101.3

Price indexes (1957-59=100):

1955	119.7	129.9	130.9	121.7	121.7	113.7	126.8	121.7	122.8	125.8	118.7	119.7
1956	103.5	109.6	103.5	105.5	97.4	93.4	107.6	109.6	101.4	105.5	105.5	115.7
1957	99.5	107.6	121.7	--	121.7	109.6	92.3	95.4	94.3	97.4	107.6	105.5
1958	94.3	103.5	93.4	88.0	91.3	91.3	97.4	102.5	98.4	101.7	105.9	97.8
1959	94.3	103.5	93.4	88.0	91.3	91.3	82.1	81.2	81.1	83.7	105.5	121.7
1960	--	--	113.7	110.9	113.7	95.7	92.0	100.5	99.5	114.7	103.7	105.5
1961	96.3	97.4	93.4	88.3	86.1	77.1	73.0	75.8	73.4	68.4	76.3	73.1

SEASONAL ADJUSTMENT FACTORS AND INDEXES,
WHOLESALE PRICE INDEX--Continued

RAW COTTON--CODE 01-41

Year	Jan.	Feb.	Mar.	Apr.	May	June	July	Aug.	Sept.	Oct.	Nov.	Dec.
Seasonal adjustment factors:												
1948	101.1	101.6	100.0	103.2	102.3	102.3	100.5	97.5	97.8	96.5	98.1	99.3
1949	101.0	101.5	100.4	103.1	102.9	101.8	100.4	97.6	97.7	96.1	98.0	100.1
1950	101.3	101.1	100.4	103.1	101.9	101.7	100.2	98.2	98.4	96.6	98.2	99.4
1951	100.5	100.8	101.7	102.4	101.3	100.7	100.4	99.1	98.8	96.8	98.1	99.0
1952	100.0	100.9	101.7	101.9	101.1	100.5	100.3	99.4	99.6	97.5	98.2	98.8
1953	99.6	100.3	101.4	101.6	101.5	101.1	100.4	99.6	99.2	97.9	98.4	99.0
1954	99.2	100.7	101.2	101.3	100.8	101.7	101.0	99.3	99.2	98.7	98.8	98.0
1955	98.7	101.1	101.4	100.9	101.6	101.6	101.3	99.0	98.5	98.2	98.8	99.0
1956	99.4	101.0	100.8	100.9	101.5	101.6	101.2	98.9	98.4	98.3	98.9	99.2
1957	99.5	100.7	100.5	101.0	101.5	101.9	101.4	98.6	98.1	98.1	99.1	99.4
1958	99.5	100.5	100.6	101.0	101.4	101.9	101.6	98.3	98.2	98.4	99.1	99.4
1959	99.7	100.1	100.6	101.0	101.4	101.6	101.2	99.1	98.5	98.5	98.9	99.4
1960	99.6	99.9	100.5	100.9	101.5	101.6	101.2	99.0	98.8	98.8	99.0	99.2
1961	99.5	99.9	100.6	100.9	101.5	101.7	101.3	99.0	98.8	98.7	99.0	99.3

Price indexes (1957-59=100):

1948	105.6	98.6	103.2	112.2	112.5	111.6	102.6	94.2	93.9	94.0	94.8	96.8
1949	97.9	97.7	98.1	99.4	98.7	98.6	96.8	93.2	90.3	89.1	89.6	91.3
1950	93.3	96.7	95.9	97.7	99.0	101.7	110.4	114.7	121.9	120.4	127.2	128.1
1951	133.1	133.9	135.9	135.9	136.1	136.1	120.4	104.8	104.9	111.8	125.4	126.3
1952	126.2	120.2	121.4	123.8	116.1	122.6	118.1	118.2	116.5	110.0	105.2	97.7
1953	95.8	98.2	100.7	98.9	100.1	99.7	100.5	99.3	98.5	98.0	98.3	98.0
1954	99.3	102.7	103.1	102.3	103.7	103.1	103.5	102.9	103.8	103.5	101.9	102.5
1955	102.7	102.7	101.0	100.9	102.1	102.3	102.2	101.6	100.2	99.0	101.9	101.7
1956	102.4	106.9	106.7	107.4	107.4	107.4	105.1	97.3	97.3	97.8	97.9	97.7
1957	98.3	99.4	99.6	99.8	99.6	100.0	100.2	99.1	97.9	98.6	100.8	102.9
1958	102.7	102.2	101.8	101.9	102.2	102.5	102.9	102.7	102.1	102.4	102.4	101.2
1959	101.1	101.0	101.2	101.8	102.1	101.7	99.5	94.2	93.6	93.3	93.1	93.7
1960	93.9	94.4	94.4	94.6	94.9	95.0	94.9	90.3	90.2	89.1	89.0	88.9
1961	88.7	89.5	91.5	92.3	93.7	94.9	95.7	97.7	98.2	99.0	99.0	99.0

DOMESTIC APPAREL WOOL--CODE 01-42

Year	Jan.	Feb.	Mar.	Apr.	May	June	July	Aug.	Sept.	Oct.	Nov.	Dec.
Seasonal adjustment factors:												
1948	102.9	103.6	102.7	100.9	101.7	101.1	98.1	97.1	95.5	97.7	97.1	101.5
1949	102.9	104.6	103.5	100.6	101.3	100.8	97.9	96.3	95.5	97.2	97.5	101.4
1950	103.7	104.3	103.2	100.3	101.1	100.5	98.2	96.9	95.2	97.2	98.1	101.5
1951	103.8	104.7	103.5	100.4	100.6	99.9	97.9	97.0	95.4	97.3	98.7	101.4
1952	103.7	104.3	102.5	99.5	100.0	99.9	98.4	98.0	96.4	98.3	98.4	100.7
1953	103.2	103.6	101.9	99.3	99.6	99.5	99.2	98.4	97.9	98.6	99.4	100.0
1954	102.6	101.9	100.5	99.1	99.5	99.5	99.6	99.9	98.5	100.0	99.2	100.2
1955	101.3	101.3	99.9	99.1	99.4	99.7	99.9	100.4	100.0	100.7	99.5	99.3
1956	100.9	101.5	99.3	97.6	98.6	99.7	100.1	100.9	100.5	100.9	99.7	99.8
1957	100.8	100.4	98.2	98.0	99.2	99.4	100.5	101.7	100.9	100.2	100.6	100.3
1958	100.7	99.7	97.8	97.5	99.2	99.7	100.2	101.9	101.5	100.5	101.2	100.7
1959	100.5	98.9	96.9	97.3	99.7	100.1	100.2	102.3	102.2	100.4	101.0	100.2
1960	100.5	98.9	96.9	97.1	99.8	100.3	100.2	102.4	102.3	100.5	100.8	100.9
1961	100.5	98.0	96.6	97.6	100.2	100.2	100.1	102.4	102.3	100.5	100.8	100.3

Price indexes (1957-59=100):

1948	98.8	99.8	102.2	106.4	115.9	122.3	123.7	124.9	126.0	125.5	123.3	124.8
1949	125.1	125.7	125.7	125.7	124.6	121.6	117.4	113.2	113.3	113.0	112.4	115.4
1950	116.9	120.2	120.5	120.8	125.5	132.0	135.5	149.3	174.5	179.5	186.3	200.7
1951	248.3	271.5	268.0	236.8	222.3	205.4	184.0	159.6	129.5	139.3	139.2	131.1
1952	131.1	119.4	113.9	110.6	113.3	113.3	116.4	119.3	113.5	118.8	124.2	124.1
1953	124.1	124.4	123.4	123.6	124.4	124.6	122.7	123.7	124.1	124.1	124.6	124.4
1954	124.5	124.6	121.0	121.1	123.7	126.9	126.7	127.2	127.2	125.4	114.7	113.6
1955	116.1	115.8	113.8	111.5	108.4	106.0	106.1	102.3	99.2	98.4	95.5	96.7
1956	99.0	99.2	98.4	95.8	96.3	96.7	98.0	100.6	102.2	109.5	113.3	119.5
1957	120.0	119.2	119.5	121.7	123.6	123.8	123.9	124.1	120.5	114.8	113.0	102.4
1958	102.4	102.2	92.5	84.1	84.5	85.6	84.4	85.2	84.9	83.5	83.8	85.2
1959	83.1	80.9	80.5	89.1	93.5	93.2	97.3	101.3	101.3	97.6	98.7	98.7
1960	99.0	94.6	94.6	91.8	91.0	91.0	88.9	88.9	88.9	88.1	88.4	88.7
1961	88.7	87.4	86.6	86.9	92.0	92.4	90.9	93.8	93.9	92.8	92.8	92.8

SEASONAL ADJUSTMENT FACTORS AND INDEXES,
WHOLESALE PRICE INDEX--Continued

FOREIGN APPAREL WOOL--CODE 01-43

Year	Jan.	Feb.	Mar.	Apr.	May	June	July	Aug.	Sept.	Oct.	Nov.	Dec.
Seasonal adjustment factors:												
1948	104.3	106.6	103.9	102.2	102.0	102.6	98.1	95.5	96.4	97.0	94.6	97.3
1949	104.0	106.7	105.6	102.8	101.6	102.0	97.4	94.6	96.6	96.4	95.0	97.1
1950	104.7	106.5	105.1	102.3	101.6	101.8	97.5	94.8	96.4	96.4	95.8	97.5
1951	104.4	105.6	105.7	103.0	101.1	100.6	97.0	94.4	96.8	97.2	97.0	97.3
1952	103.5	104.5	104.2	101.7	101.1	100.6	98.1	95.6	97.2	97.3	98.2	98.5
1953	102.6	102.6	103.0	101.0	100.3	99.9	99.5	98.0	98.2	97.1	98.6	99.5
1954	101.6	101.1	100.1	99.9	100.3	100.3	100.9	99.9	98.3	98.9	98.8	99.4
1955	100.1	100.1	99.7	99.8	99.9	100.5	101.5	100.8	99.5	100.1	99.8	97.9
1956	98.9	99.5	98.9	99.4	100.1	101.3	101.5	101.7	100.6	100.4	99.7	97.6
1957	98.9	98.7	98.4	99.5	100.8	101.5	102.2	102.2	101.8	100.0	99.5	97.1
1958	98.6	98.4	97.8	99.5	101.2	101.9	102.3	101.6	102.4	99.7	99.5	97.2
1959	98.3	97.9	97.4	99.3	101.8	102.2	102.4	101.8	103.0	99.4	99.3	97.5
1960	97.9	97.5	97.2	99.4	102.2	102.4	102.7	102.0	103.2	98.7	98.3	98.3
1961	98.3	97.4	97.2	99.2	102.2	102.3	103.0	101.9	102.9	98.9	98.7	98.1

Price indexes (1957-59=100):

1948	83.7	87.8	84.3	88.0	98.9	107.8	112.7	113.1	111.0	107.8	108.4	116.9
1949	121.0	121.0	118.3	115.5	108.3	106.7	99.8	98.2	100.0	101.1	91.3	92.5
1950	97.9	103.1	104.4	107.0	114.1	120.9	121.5	126.8	173.7	168.4	178.4	194.6
1951	239.6	262.3	286.4	260.8	230.7	213.2	182.4	159.1	137.0	132.8	131.7	122.1
1952	125.4	115.3	105.1	100.6	102.4	101.8	102.0	101.4	101.4	104.4	108.2	108.9
1953	111.5	111.5	112.7	113.4	113.4	113.4	116.5	115.3	116.6	116.6	116.9	116.9
1954	116.0	116.0	113.1	113.6	115.9	117.2	117.5	117.5	117.5	117.5	113.5	114.1
1955	108.3	105.8	106.1	106.1	106.1	106.1	108.4	106.7	99.6	95.0	92.3	92.7
1956	94.6	95.6	95.6	95.6	95.6	96.8	98.2	98.2	98.2	105.5	108.9	111.3
1957	119.6	120.9	120.6	120.6	120.6	121.8	121.8	121.8	121.8	121.8	120.8	102.8
1958	101.5	101.1	97.4	97.3	96.7	96.7	92.3	92.3	91.5	84.9	81.8	80.7
1959	80.7	78.1	78.7	82.5	88.2	88.2	92.0	92.0	95.7	90.4	90.4	93.6
1960	94.0	94.0	94.0	97.1	97.3	97.3	97.3	92.7	92.7	86.3	86.5	86.5
1961	85.4	85.4	85.4	85.4	89.0	89.1	89.1	89.1	89.1	89.0	89.0	89.0

FLUID MILK--CODE 01-5

Year	Jan.	Feb.	Mar.	Apr.	May	June	July	Aug.	Sept.	Oct.	Nov.	Dec.
Seasonal adjustment factors:												
1948	102.9	101.4	100.3	97.1	95.5	95.9	98.6	100.9	101.6	101.2	101.8	102.7
1949	103.2	101.7	100.3	97.1	95.5	95.9	98.4	100.7	101.3	101.2	101.9	102.8
1950	103.1	101.9	100.5	97.4	95.3	95.4	98.1	100.4	101.5	101.7	102.3	102.7
1951	102.7	102.0	100.6	97.7	95.2	94.9	97.5	99.7	101.3	102.4	103.3	102.6
1952	102.7	102.0	100.9	97.6	94.7	94.3	97.6	99.6	101.5	102.9	103.7	102.7
1953	102.7	101.8	100.4	97.6	94.5	94.3	97.4	99.6	101.5	103.3	104.2	103.2
1954	102.2	101.5	99.8	97.4	95.0	94.6	97.6	99.5	101.6	103.4	104.4	103.2
1955	102.0	101.3	99.3	97.4	95.3	95.1	97.7	99.6	101.4	103.2	104.1	103.2
1956	102.2	101.5	99.3	97.2	95.6	95.5	97.7	99.6	101.5	103.0	103.7	103.1
1957	102.2	101.7	99.1	97.4	96.1	95.8	97.6	99.5	101.4	102.7	103.3	103.0
1958	102.4	101.9	99.4	97.3	96.0	95.9	97.7	99.3	101.3	102.5	103.2	103.0
1959	102.4	101.7	99.9	97.8	95.8	95.6	97.8	99.3	101.3	102.5	103.1	102.8
1960	102.4	101.7	100.1	97.6	95.8	95.5	97.9	99.3	101.3	102.4	103.0	102.8
1961	102.4	101.6	100.0	97.8	95.8	95.5	97.9	99.3	101.2	102.4	103.1	102.8

Price indexes (1957-59=100):

1948	121.5	119.7	115.6	116.9	117.0	120.5	124.9	124.8	120.2	112.3	108.5	108.1
1949	102.4	98.1	94.9	91.8	90.7	90.7	92.0	95.0	95.8	96.0	97.0	96.1
1950	94.1	93.8	92.6	89.3	87.1	85.9	88.8	91.8	95.0	97.7	100.2	103.7
1951	111.8	112.8	112.0	108.6	106.0	106.3	107.9	109.4	109.6	111.1	113.4	115.5
1952	116.0	116.7	116.1	113.8	109.8	108.9	112.6	115.9	119.8	120.8	119.0	114.6
1953	110.8	108.4	105.8	101.8	98.5	98.0	101.5	102.7	104.2	106.0	107.3	104.7
1954	102.6	100.0	98.3	92.9	88.5	88.1	92.3	94.4	96.5	98.7	101.3	98.5
1955	97.3	96.8	95.3	95.0	92.0	91.6	93.7	96.6	98.5	100.1	100.0	99.4
1956	98.8	98.9	95.3	94.6	97.6	97.6	99.4	100.1	101.1	102.3	104.0	104.2
1957	103.3	102.6	100.6	100.0	97.0	96.8	98.0	99.9	102.0	104.0	104.6	104.2
1958	103.5	103.1	100.7	96.5	95.3	94.9	96.8	98.4	100.8	101.3	101.7	101.3
1959	100.7	100.5	98.4	96.7	94.9	94.7	97.0	99.4	101.0	102.4	103.4	103.5
1960	104.5	104.2	103.0	100.5	97.6	98.2	100.5	102.1	105.0	106.8	107.7	107.7
1961	106.4	104.8	103.9	102.1	100.6	99.9	103.3	103.6	104.8	105.8	105.9	105.5

SEASONAL ADJUSTMENT FACTORS AND INDEXES,
WHOLESALE PRICE INDEX--Continued

MILK FOR FLUID USE--CODE 01-51

Year	Jan.	Feb.	Mar.	Apr.	May	June	July	Aug.	Sept.	Oct.	Nov.	Dec.
Seasonal adjustment factors:												
1948	102.6	101.9	100.6	96.8	92.8	93.0	96.9	101.1	103.1	104.5	104.4	102.6
1949	102.5	101.9	100.6	97.0	92.8	92.7	97.1	101.1	103.1	104.3	104.4	102.6
1950	102.5	102.0	100.8	97.0	92.7	92.4	97.1	100.8	103.1	104.6	104.7	102.8
1951	102.2	101.8	100.9	96.9	92.6	91.7	97.6	100.4	103.0	104.5	105.4	103.1
1952	102.2	101.5	101.0	97.2	92.1	91.2	97.8	100.2	103.0	104.8	106.0	103.1
1953	102.4	101.4	100.3	97.3	92.0	91.4	97.6	100.3	102.9	105.0	106.0	103.8
1954	102.5	101.4	99.3	97.5	92.0	92.3	97.6	100.0	102.6	104.9	106.1	104.1
1955	102.5	101.5	98.7	97.7	92.4	92.9	97.3	100.0	102.4	104.7	105.9	104.0
1956	102.7	101.9	98.4	97.7	93.0	93.5	97.2	99.8	102.3	104.4	105.3	103.9
1957	102.8	102.3	98.4	97.5	93.6	94.1	97.0	99.8	102.1	104.0	104.6	103.7
1958	103.1	102.5	98.9	97.3	93.8	94.3	97.4	99.6	101.9	103.5	104.3	103.6
1959	103.0	102.4	99.7	97.0	94.2	93.9	97.5	99.6	102.1	103.4	104.0	103.3
1960	103.0	102.4	100.0	96.9	94.2	93.9	97.7	99.7	102.1	103.2	103.8	103.3
1961	103.0	102.3	100.0	97.0	94.2	93.8	97.7	99.7	102.0	103.3	103.8	103.3

Price indexes (1957-59=100):

1948	105.3	105.7	105.9	104.5	100.4	103.9	105.8	111.9	112.0	111.7	107.8	105.0
1949	102.8	99.9	96.8	92.0	89.0	89.0	92.0	94.5	95.3	95.6	95.6	94.0
1950	90.9	90.7	89.8	85.4	81.9	80.1	85.4	89.5	93.7	97.0	99.2	97.1
1951	101.1	103.5	103.6	102.0	96.6	95.8	102.9	105.6	107.1	107.4	108.8	108.1
1952	109.1	109.8	110.3	105.7	100.9	100.3	106.8	108.8	112.8	115.2	114.4	111.4
1953	107.3	103.7	101.4	96.3	91.3	90.4	97.1	99.5	101.9	103.1	105.0	100.8
1954	98.4	95.3	94.2	90.9	83.7	83.4	90.2	92.4	95.0	98.1	99.9	97.1
1955	96.2	95.7	93.1	93.3	88.4	88.3	91.6	96.0	98.2	100.6	100.2	99.0
1956	98.4	98.6	92.8	90.6	95.1	95.0	97.9	99.0	100.8	102.6	104.7	104.8
1957	103.5	102.7	99.2	98.0	94.0	93.5	95.5	98.8	102.0	105.0	106.1	105.2
1958	104.1	103.5	100.2	96.7	94.6	94.1	97.2	99.5	102.3	102.8	103.5	102.5
1959	102.2	101.9	98.9	96.0	93.6	93.4	97.2	99.9	101.9	103.4	103.8	103.4
1960	105.6	104.9	103.5	100.5	96.6	97.4	101.3	102.8	105.0	106.2	106.9	106.8
1961	105.1	104.4	102.7	99.2	97.3	95.7	100.5	101.6	103.7	104.5	104.4	103.7

MILK FOR MANUFACTURING USE--CODE 01-52

Year	Jan.	Feb.	Mar.	Apr.	May	June	July	Aug.	Sept.	Oct.	Nov.	Dec.
Seasonal adjustment factors:												
1948	102.8	101.1	99.8	97.7	98.7	99.2	98.2	101.2	100.6	100.2	99.5	101.6
1949	102.6	101.6	100.0	97.5	98.5	99.3	98.1	100.7	100.0	100.0	99.7	102.0
1950	102.6	101.8	100.1	97.9	98.2	98.7	97.6	100.3	100.3	100.4	100.1	101.9
1951	101.8	102.3	100.5	98.4	98.1	98.2	97.4	99.0	99.8	100.6	101.2	102.3
1952	101.8	102.5	101.0	98.1	97.3	97.6	97.4	99.0	100.0	101.2	101.5	102.4
1953	101.6	102.3	100.8	98.1	97.3	97.5	97.4	98.8	100.1	101.6	102.3	102.4
1954	101.5	101.4	100.3	98.5	97.6	97.2	97.6	99.0	100.6	101.7	102.4	101.9
1955	101.2	101.0	100.3	98.6	98.0	97.8	98.4	99.2	100.3	101.4	102.1	102.1
1956	101.2	101.0	100.4	98.3	98.0	97.9	98.4	99.3	100.5	101.2	101.7	101.9
1957	101.0	100.8	100.0	99.0	98.4	98.2	98.3	99.1	100.4	101.0	101.6	101.9
1958	101.2	101.1	100.2	98.9	98.3	98.2	98.1	98.9	100.4	101.1	101.7	102.0
1959	101.4	100.8	100.3	99.0	98.1	98.1	98.2	98.8	100.2	101.2	101.7	102.0
1960	101.5	100.8	100.3	98.9	98.1	98.0	98.1	98.7	100.3	101.3	101.9	102.2
1961	101.5	100.6	100.0	99.2	98.1	98.0	98.2	98.7	100.2	101.2	101.9	102.1

Price indexes (1957-59=100):

1948	139.6	135.5	126.8	131.0	135.9	139.1	146.2	139.6	129.7	113.6	109.8	112.0
1949	102.5	96.5	93.4	91.9	93.1	93.1	92.4	96.0	96.9	96.9	99.2	98.9
1950	97.9	97.6	96.2	93.9	93.3	92.7	92.9	94.6	97.0	98.8	101.7	111.3
1951	124.1	123.4	121.6	116.4	116.8	118.4	113.9	114.0	112.8	115.7	118.9	124.2
1952	124.2	124.9	123.1	123.1	120.1	119.0	119.4	124.2	128.0	127.5	124.5	118.6
1953	115.1	114.0	111.1	108.2	106.8	106.8	106.8	106.6	107.3	109.7	110.3	109.4
1954	107.6	105.5	103.3	95.6	94.1	93.6	95.0	97.1	98.5	100.0	100.9	100.5
1955	98.7	98.5	98.3	97.6	97.1	96.2	96.5	97.5	98.7	99.4	99.6	99.6
1956	99.4	99.4	98.8	100.5	101.2	101.2	101.2	101.4	101.8	101.8	102.9	103.1
1957	102.7	102.7	102.7	102.7	101.4	101.4	101.4	101.4	102.0	102.3	102.3	102.7
1958	102.5	102.7	101.7	96.3	96.3	96.3	96.5	96.8	98.6	98.9	98.9	99.5
1959	98.5	98.5	97.7	97.9	97.1	96.8	96.8	98.6	99.9	100.9	102.7	103.6
1960	102.9	103.3	102.2	100.5	99.2	99.4	99.4	101.1	105.2	107.9	108.9	109.0
1961	108.5	105.5	106.0	106.4	105.6	106.2	107.3	106.6	106.6	107.7	108.1	108.1

See footnotes at end of table.

SEASONAL ADJUSTMENT FACTORS AND INDEXES,
WHOLESALE PRICE INDEX--Continued

EGBS--CODE 01-6

Year	Jan.	Feb.	Mar.	Apr.	May	June	July	Aug.	Sept.	Oct.	Nov.	Dec.
Seasonal adjustment factors:												
1948	88.8	84.9	88.0	89.6	87.6	91.3	100.7	108.0	117.1	122.3	119.3	102.5
1949	88.1	84.6	87.9	89.3	88.2	92.1	99.9	108.0	117.2	122.2	120.3	102.8
1950	87.5	84.3	88.1	89.9	87.3	91.3	102.3	108.9	116.1	121.9	119.8	102.2
1951	87.2	83.9	89.4	90.8	87.7	92.3	102.6	109.0	116.7	121.9	118.0	100.9
1952	87.8	86.2	90.2	91.1	86.4	92.1	104.8	110.3	113.3	120.5	117.6	99.8
1953	88.9	87.8	91.9	92.0	86.6	91.8	103.1	111.7	114.0	117.7	115.9	99.2
1954	90.9	89.3	93.4	92.3	86.8	90.9	103.5	109.6	114.5	116.6	112.7	99.3
1955	92.0	91.6	94.2	93.2	86.4	90.4	100.2	107.2	114.7	116.2	112.3	101.5
1956	91.1	91.9	97.3	92.7	86.5	88.9	99.4	105.5	116.0	115.3	112.9	102.6
1957	91.7	92.3	99.9	91.2	85.5	88.1	97.5	103.1	120.9	114.5	110.5	105.0
1958	92.3	91.2	101.4	89.9	87.0	87.7	96.4	100.8	119.4	117.3	113.4	103.7
1959	91.5	93.3	102.0	89.2	85.4	86.7	97.0	103.5	117.7	116.4	114.2	103.0
1960	91.4	93.1	103.9	87.7	86.5	87.0	96.3	103.9	118.4	115.7	114.4	102.4
1961	92.2	94.4	102.4	87.7	85.8	86.6	97.2	104.7	116.7	115.7	114.7	102.5

Price indexes (1957-59=100):

1948	129.8	125.4	124.9	125.4	123.3	127.0	131.4	144.4	153.1	169.4	166.4	145.3
1949	128.2	116.2	120.2	128.9	129.6	131.3	143.5	151.5	163.8	152.4	136.9	102.3
1950	88.7	90.2	97.9	93.8	88.2	94.3	107.3	113.7	133.3	146.1	153.4	154.4
1951	120.4	121.0	129.0	129.2	134.2	141.7	141.9	160.0	167.8	173.4	175.7	136.1
1952	107.9	99.3	102.3	109.1	99.3	108.2	150.8	152.5	150.3	166.7	157.1	133.0
1953	125.4	119.0	134.4	136.9	131.8	142.3	141.9	152.0	163.6	168.7	149.1	129.8
1954	123.8	119.7	107.0	104.1	92.2	94.6	112.7	115.4	103.3	110.2	111.5	85.5
1955	87.0	120.4	109.8	104.1	95.5	99.4	105.1	127.4	137.6	123.7	132.1	132.5
1956	114.7	108.6	113.5	106.7	107.1	105.1	109.7	103.8	121.8	116.7	105.9	99.3
1957	87.8	88.6	85.2	91.5	76.8	81.5	101.8	106.5	121.8	138.3	133.7	124.8
1958	98.7	99.1	125.0	103.0	101.1	100.1	101.7	108.9	131.7	121.7	115.5	103.8
1959	96.8	92.6	94.2	72.8	68.3	75.5	87.4	89.2	114.1	92.2	84.7	83.9
1960	76.0	78.0	101.3	107.1	93.0	85.8	87.4	102.1	114.2	132.1	144.4	117.2
1961	100.5	108.5	101.1	88.8	84.6	84.6	100.9	107.8	102.3	106.2	107.0	96.0

HAY--CODE 01-71

Year	Jan.	Feb.	Mar.	Apr.	May	June	July	Aug.	Sept.	Oct.	Nov.	Dec.
Seasonal adjustment factors:												
1948	105.8	104.8	102.1	102.9	101.6	96.9	93.0	91.5	95.3	99.1	102.7	104.6
1949	105.5	104.9	102.0	102.9	101.9	97.3	92.9	91.4	95.2	99.2	102.5	104.4
1950	105.4	104.8	102.0	103.2	101.6	97.1	93.3	91.6	95.4	99.2	102.5	104.1
1951	105.1	103.9	102.0	103.5	102.2	97.6	93.3	91.9	95.2	98.9	102.4	103.5
1952	105.1	103.7	102.2	104.1	101.8	97.5	93.8	92.4	95.2	99.0	102.0	103.0
1953	104.4	104.4	102.8	104.4	101.5	97.8	93.3	93.0	95.5	98.5	101.5	103.0
1954	104.8	104.5	103.7	104.2	101.2	97.6	93.4	93.2	96.1	97.6	100.8	103.0
1955	104.8	104.8	103.7	104.4	101.8	99.1	92.5	93.0	95.8	97.1	100.2	102.9
1956	104.8	105.5	103.8	104.0	102.0	99.9	92.0	92.4	94.9	97.6	100.4	102.6
1957	103.8	105.6	103.8	104.3	103.1	100.3	92.2	91.9	95.2	97.3	100.0	102.3
1958	103.8	106.0	104.0	103.8	103.2	100.2	93.1	91.3	95.2	97.6	100.2	102.0
1959	103.6	105.5	103.5	104.2	103.2	100.0	93.5	92.0	94.4	97.8	100.9	101.9
1960	103.2	105.3	103.8	103.7	103.2	99.4	94.3	92.4	94.4	97.8	100.9	101.8
1961	103.2	105.3	103.8	103.8	102.8	98.8	94.7	92.8	95.1	97.3	100.6	101.8

Price indexes (1957-59=100):

1948	118.8	122.5	127.1	118.9	113.9	107.8	104.3	101.0	106.5	111.8	114.8	119.8
1949	120.3	117.8	111.6	107.2	104.1	98.1	90.6	90.2	95.1	99.6	104.5	104.1
1950	103.3	96.1	95.6	97.7	100.2	96.1	93.0	92.5	93.2	96.0	100.3	102.8
1951	105.9	112.2	111.2	117.1	119.4	116.4	111.1	109.0	114.3	120.7	123.9	126.8
1952	130.7	129.9	126.1	128.9	121.2	116.8	116.5	113.5	118.9	121.4	123.0	120.2
1953	118.3	114.1	114.0	115.7	112.8	105.4	97.7	95.5	97.6	100.0	104.1	107.2
1954	112.4	111.3	109.7	110.2	104.1	100.3	97.5	96.7	98.0	105.3	108.0	107.9
1955	106.8	107.1	114.9	105.0	103.9	102.0	94.5	99.9	99.0	96.1	98.0	99.8
1956	100.3	100.1	98.8	95.2	94.1	91.9	88.7	87.6	95.2	93.5	97.3	104.7
1957	110.1	112.3	109.6	113.4	108.3	107.2	92.1	90.6	93.8	94.6	97.0	98.1
1958	98.1	99.5	97.2	97.2	98.4	95.5	83.6	83.6	84.3	95.3	99.6	99.6
1959	100.8	106.7	105.9	108.9	108.9	101.8	99.5	94.8	100.2	102.5	104.4	106.7
1960	109.0	112.6	110.2	106.1	106.9	104.5	102.2	99.6	101.8	99.8	101.0	100.5
1961	99.9	97.3	95.9	95.9	93.4	90.2	87.9	87.9	86.8	89.0	92.7	92.7

SEASONAL ADJUSTMENT FACTORS AND INDEXES,
WHOLESALE PRICE INDEX--Continued

OILSEEDS--CODE 01-73

Year	Jan.	Feb.	Mar.	Apr.	May	June	July	Aug.	Sept.	Oct.	Nov.	Dec.
Seasonal adjustment factors:												
1948	103.7	98.4	103.3	102.3	101.1	100.7	101.3	98.2	96.3	93.5	99.2	101.8
1949	103.4	99.0	103.4	102.8	101.4	100.5	100.3	97.6	96.2	94.2	99.5	101.9
1950	103.2	99.9	103.0	102.2	101.2	100.7	100.4	98.1	95.9	94.3	99.5	101.7
1951	102.2	101.2	102.8	103.2	101.6	100.1	99.0	98.4	95.6	95.4	99.7	101.3
1952	101.5	101.4	102.5	102.9	102.0	101.1	99.4	98.9	94.2	95.5	99.4	101.0
1953	101.4	101.6	102.7	102.5	102.4	102.1	100.1	98.5	93.2	96.8	98.7	100.5
1954	100.8	100.9	101.9	102.9	103.6	103.3	100.6	99.2	92.4	96.0	98.3	100.1
1955	100.6	100.1	102.2	103.6	104.4	103.3	101.0	99.4	92.4	95.8	97.7	99.6
1956	100.5	100.1	101.8	103.7	104.5	103.8	101.5	99.9	92.7	95.3	96.9	99.0
1957	100.6	100.4	102.0	103.7	105.1	103.9	101.1	99.2	93.2	95.4	97.0	98.6
1958	100.4	100.3	102.2	104.2	105.6	103.4	100.4	99.4	94.2	95.2	96.6	97.8
1959	100.5	100.2	103.0	105.8	105.3	101.5	100.3	99.4	95.1	95.5	96.1	97.3
1960	100.3	100.4	103.0	106.5	105.7	101.4	99.8	99.1	95.2	95.6	96.2	97.1
1961	100.2	100.2	103.1	107.1	106.1	100.9	99.7	98.9	95.3	95.7	96.3	97.0

Price indexes (1957-59=100):

1948	170.9	150.9	152.7	159.5	162.8	165.1	158.9	139.1	130.6	121.0	125.7	124.9
1949	119.2	109.3	109.2	108.2	100.6	97.7	99.8	113.8	99.3	95.9	96.0	98.6
1950	100.0	100.1	121.5	111.1	111.5	113.0	117.4	122.1	118.8	114.5	130.9	137.1
1951	143.0	147.2	148.7	146.2	142.2	132.8	122.7	118.7	118.6	123.3	128.4	128.9
1952	127.2	126.2	120.8	117.7	120.3	125.7	129.1	129.7	123.6	123.5	126.8	127.4
1953	126.0	123.3	127.7	125.1	122.9	118.1	112.9	112.6	106.8	111.6	116.5	119.1
1954	119.1	120.4	124.0	129.1	128.8	130.7	129.1	127.7	116.2	115.5	119.2	121.2
1955	121.9	119.8	117.7	115.1	113.4	113.0	111.1	103.7	94.3	97.9	96.4	99.0
1956	100.9	103.4	107.4	115.3	121.6	117.5	106.7	106.0	97.6	101.7	109.7	110.3
1957	110.9	107.1	108.7	107.8	107.9	106.4	108.7	107.2	100.9	99.7	99.4	101.0
1958	102.2	101.3	102.9	103.8	103.4	103.5	101.3	100.4	93.5	92.0	92.6	94.3
1959	95.6	96.7	97.6	98.9	100.4	98.1	93.2	91.4	89.5	93.6	94.3	93.9
1960	95.1	93.4	93.4	93.8	94.3	91.1	90.5	91.6	89.3	89.8	90.1	93.1
1961	101.9	105.4	115.7	129.8	123.5	110.1	110.7	109.2	104.7	103.4	104.8	104.5

SOYBEANS--CODE 01-73-31

Year	Jan.	Feb.	Mar.	Apr.	May	June	July	Aug.	Sept.	Oct.	Nov.	Dec.
Seasonal adjustment factors:												
1948	101.4	94.6	97.8	103.0	106.3	108.2	110.4	102.0	95.2	88.1	94.3	98.3
1949	101.1	95.6	98.6	103.2	106.4	107.3	109.2	101.6	95.2	89.0	94.5	98.3
1950	100.5	96.8	99.3	102.9	105.8	107.4	108.6	102.0	94.7	89.1	94.6	98.1
1951	99.0	98.7	101.9	103.8	105.8	105.7	105.5	101.8	93.6	91.0	95.4	98.1
1952	98.0	99.2	102.6	105.2	106.0	107.1	104.9	102.2	91.1	90.2	95.8	98.1
1953	98.8	100.4	103.6	105.1	105.4	106.3	102.6	101.7	90.6	92.7	95.0	97.3
1954	98.3	99.7	102.9	105.8	107.0	108.3	102.4	101.6	89.5	91.7	95.3	97.4
1955	99.2	99.3	103.1	106.2	107.4	106.9	101.8	101.7	89.7	92.3	95.3	97.5
1956	99.1	99.5	102.6	105.9	106.6	106.5	103.0	102.4	90.5	92.0	94.2	97.3
1957	99.9	100.3	102.5	104.8	106.7	105.5	102.1	100.6	91.8	93.2	95.1	97.2
1958	99.7	99.8	102.5	105.3	107.0	104.8	102.4	100.7	93.5	92.9	94.6	96.9
1959	100.2	99.9	103.6	107.1	106.1	101.8	102.0	100.4	94.5	93.8	94.3	96.5
1960	99.8	99.9	103.6	107.9	106.5	101.9	101.6	99.6	94.9	93.9	94.2	96.2
1961	100.1	99.8	103.7	108.5	107.0	101.4	101.2	99.1	95.0	94.0	94.6	96.0

Price indexes (1957-59=100):

1948	192.6	157.0	161.2	178.0	182.9	187.5	173.3	145.6	132.3	111.0	116.5	115.4
1949	110.0	99.3	99.5	99.0	100.6	101.2	113.5	141.0	106.0	100.1	95.1	100.1
1950	100.6	102.6	111.1	122.0	130.7	135.5	139.2	127.2	112.6	103.7	126.4	135.5
1951	141.9	148.3	148.3	148.3	147.9	138.7	134.1	131.0	126.4	127.8	132.3	134.6
1952	132.6	133.6	131.7	128.3	131.5	143.1	145.9	148.3	133.7	128.6	131.0	131.7
1953	130.1	126.8	134.6	135.2	133.7	126.6	113.6	116.2	107.8	117.5	129.2	135.1
1954	135.8	144.1	156.3	170.4	167.9	174.3	170.1	159.6	124.1	122.7	122.4	123.9
1955	127.9	125.2	121.6	115.5	111.8	111.3	107.8	107.9	96.9	103.8	100.6	103.9
1956	106.7	110.0	116.5	131.1	143.0	139.8	117.6	113.3	100.4	99.0	109.9	110.0
1957	111.8	106.7	108.1	105.9	105.1	102.7	107.3	110.4	99.3	98.2	98.3	99.4
1958	99.3	99.1	101.5	103.4	101.7	101.3	102.7	102.8	93.5	92.2	91.0	96.0
1959	97.5	98.8	99.0	100.1	102.7	100.9	98.4	91.5	89.5	93.3	96.0	94.7
1960	96.1	93.5	95.1	96.1	95.8	93.3	96.1	96.8	95.1	92.8	91.3	97.6
1961	110.4	115.0	129.6	148.8	139.8	122.0	117.9	115.5	110.4	107.1	109.5	109.0

SEASONAL ADJUSTMENT FACTORS AND INDEXES,
WHOLESALE PRICE INDEX--Continued

ALL FOODS

Year	Jan.	Feb.	Mar.	Apr.	May	June	July	Aug.	Sept.	Oct.	Nov.	Dec.
Seasonal adjustment factors:												
1948	99.7	98.3	98.3	98.8	99.6	99.1	100.9	102.1	102.4	100.7	100.4	99.5
1949	99.6	98.7	98.4	98.9	99.7	99.2	100.7	102.0	102.3	100.8	100.5	99.6
1950	99.5	98.7	98.5	98.9	99.6	99.1	100.8	101.9	102.1	100.8	100.6	99.4
1951	99.2	99.1	99.0	98.9	99.6	99.1	100.7	101.6	102.1	100.8	100.3	99.2
1952	99.3	99.2	99.1	99.0	99.7	99.0	101.1	101.7	101.8	100.5	100.2	99.0
1953	99.5	99.4	98.9	99.4	99.9	99.6	100.9	101.3	101.5	100.5	100.3	98.9
1954	99.4	99.1	99.1	99.5	100.2	99.9	101.1	101.0	101.4	100.2	100.1	98.7
1955	99.6	99.3	99.0	99.8	100.4	100.3	101.1	100.8	101.1	100.0	99.7	98.9
1956	99.5	99.3	99.4	99.9	100.6	100.4	101.0	100.5	100.7	99.9	99.8	99.0
1957	99.5	99.5	99.5	100.1	100.5	100.7	100.7	99.8	101.0	100.0	99.6	99.1
1958	99.6	99.3	100.0	100.1	100.7	100.4	100.7	99.4	100.6	100.2	99.8	99.2
1959	99.7	99.6	100.2	100.2	100.2	100.0	100.7	99.6	100.5	100.2	99.7	99.2
1960	99.6	99.6	100.5	100.2	100.2	99.9	100.5	99.4	100.5	100.3	99.8	99.2
1961	99.7	99.7	100.3	100.2	100.1	99.8	100.6	99.5	100.5	100.3	99.7	99.1

Price indexes (1957-59=100):

1948	101.1	97.9	97.9	99.8	101.0	100.8	102.0	102.5	101.9	99.5	97.7	95.3
1949	93.4	90.8	91.0	91.0	91.2	90.5	90.6	91.3	91.8	90.1	89.6	87.9
1950	87.1	87.9	88.1	88.0	89.3	89.6	94.6	97.4	98.8	96.8	97.7	100.3
1951	101.8	104.6	103.5	103.9	104.9	103.8	103.0	104.1	104.3	105.3	105.5	104.4
1952	103.1	101.8	102.3	101.7	102.0	102.0	105.0	105.2	104.5	103.3	102.5	98.6
1953	99.1	98.2	98.1	97.6	98.2	97.9	99.0	98.9	100.8	99.2	97.8	97.3
1954	98.6	97.3	97.2	98.0	98.7	96.9	99.6	99.6	97.9	96.6	96.9	95.3
1955	96.2	96.7	95.1	96.7	95.9	96.6	95.8	95.7	95.8	93.7	93.4	92.5
1956	92.5	92.5	93.4	93.8	96.2	96.5	96.1	95.0	97.0	96.5	96.6	95.9
1957	96.3	95.8	95.3	96.6	97.0	97.9	99.7	99.5	99.3	99.5	100.1	100.7
1958	102.5	103.3	106.1	104.9	105.4	104.4	104.0	102.4	103.1	102.2	101.3	100.3
1959	100.3	99.5	98.2	99.1	98.8	98.9	98.6	96.9	100.2	98.2	96.8	96.9
1960	97.2	96.9	99.5	99.8	100.1	99.6	100.9	99.5	100.6	102.4	102.7	101.3
1961	101.6	102.1	101.4	99.8	98.8	98.3	99.6	99.8	99.5	99.8	99.5	99.7

PROCESSED FOODS--CODE 02

Year	Jan.	Feb.	Mar.	Apr.	May	June	July	Aug.	Sept.	Oct.	Nov.	Dec.
Seasonal adjustment factors:												
1948	99.5	99.0	98.8	98.9	99.5	99.5	101.1	102.2	102.2	100.2	100.1	99.4
1949	99.5	99.2	98.9	98.9	99.5	99.5	100.8	101.9	101.9	100.2	100.1	99.4
1950	99.5	99.3	99.0	98.9	99.5	99.4	100.9	101.9	101.8	100.2	100.1	99.2
1951	99.5	99.8	99.4	98.9	99.6	99.3	100.8	101.5	101.7	100.2	100.0	99.0
1952	99.8	99.9	99.5	99.0	99.9	99.2	101.0	101.4	101.6	99.9	99.9	99.0
1953	100.0	99.9	99.3	99.3	100.0	99.9	100.9	100.9	101.2	100.2	99.7	99.1
1954	99.8	99.6	99.3	99.5	100.4	100.1	101.0	100.8	101.2	99.9	99.5	98.9
1955	99.9	99.6	99.2	99.7	100.5	100.5	101.1	100.7	100.9	99.7	99.3	99.1
1956	99.9	99.4	99.2	99.9	100.6	100.9	101.0	100.6	100.6	99.6	99.4	99.2
1957	99.8	99.6	99.3	99.9	100.6	101.2	101.0	100.1	100.6	99.7	99.3	99.0
1958	99.8	99.6	99.8	99.9	100.7	100.9	100.9	100.0	100.4	99.7	99.4	99.2
1959	99.9	99.8	100.0	100.0	100.3	100.6	100.9	100.0	100.3	99.7	99.3	99.3
1960	99.9	99.9	100.1	100.0	100.3	100.5	100.7	99.9	100.3	99.8	99.3	99.4
1961	99.9	99.9	100.2	100.0	100.2	100.4	100.8	99.9	100.3	99.8	99.3	99.3

Price indexes (1957-59=100):

1948	100.0	96.4	96.3	98.1	99.2	99.9	101.4	101.5	100.9	97.5	95.4	93.8
1949	91.7	89.2	89.3	88.5	88.3	88.5	88.2	89.1	89.3	88.2	87.9	87.4
1950	87.2	88.0	87.8	87.5	89.2	89.8	94.5	97.6	98.6	96.1	96.0	98.9
1951	102.2	104.7	103.9	103.7	104.1	103.2	102.7	103.1	102.8	103.5	102.9	102.7
1952	102.1	101.5	101.3	100.2	100.7	100.6	102.0	102.5	102.3	100.6	99.9	96.7
1953	97.8	97.6	96.5	95.7	96.7	95.8	97.8	97.2	98.9	97.1	96.3	96.7
1954	98.5	97.2	97.6	98.2	99.0	97.4	98.8	98.7	97.8	96.2	96.3	96.0
1955	96.3	95.7	94.2	95.1	94.7	96.3	95.6	94.5	94.1	92.9	91.6	91.1
1956	91.2	91.8	92.0	93.1	95.0	94.9	94.8	95.1	96.4	96.1	96.1	95.6
1957	96.7	96.3	96.2	96.7	97.3	98.4	99.4	99.0	98.8	97.8	98.8	99.6
1958	101.5	101.9	102.7	103.4	104.7	105.3	104.5	103.2	103.0	102.0	101.5	100.9
1959	100.8	99.8	99.4	99.4	99.9	100.2	99.7	98.1	100.0	98.7	97.3	97.1
1960	97.9	98.0	99.6	99.1	99.7	100.0	101.1	100.1	100.3	101.2	101.3	101.5
1961	102.0	102.6	101.7	100.9	99.8	99.0	99.9	100.4	100.3	100.5	100.2	101.0

SEASONAL ADJUSTMENT FACTORS AND INDEXES,
WHOLESALE PRICE INDEX--Continued

MEATS, POULTRY, AND FISH--CODE 02-2

Year	Jan.	Feb.	Mar.	Apr.	May	June	July	Aug.	Sept.	Oct.	Nov.	Dec.
Seasonal adjustment factors:												
1948	98.4	96.0	97.6	98.3	101.2	101.6	104.2	104.3	105.1	99.7	97.2	96.5
1949	98.2	96.7	97.8	98.4	101.1	101.6	103.9	104.0	104.7	100.1	97.4	96.7
1950	98.1	97.0	97.9	98.4	101.2	101.5	103.7	104.0	104.4	100.0	97.6	96.2
1951	98.0	98.5	98.2	98.0	101.4	101.3	103.8	103.3	104.4	99.5	97.1	96.0
1952	99.2	99.1	97.9	97.7	102.0	100.7	104.0	103.4	104.2	98.6	97.0	96.1
1953	99.7	99.3	97.5	98.4	101.8	101.7	103.5	102.7	104.1	99.0	97.1	95.7
1954	99.6	98.8	96.9	98.8	102.5	102.1	103.6	102.6	104.7	98.5	96.6	95.2
1955	99.6	98.7	96.6	99.1	102.3	103.0	104.4	102.6	104.4	97.9	96.0	95.7
1956	99.2	97.9	96.9	99.9	102.6	103.9	104.0	102.4	103.2	98.1	96.7	95.8
1957	98.7	98.1	97.2	100.2	102.1	104.7	103.7	101.5	103.0	98.5	96.4	95.7
1958	98.6	98.0	98.6	100.5	102.7	103.7	103.6	100.9	101.9	98.5	96.6	96.3
1959	99.0	98.7	99.5	100.4	102.0	102.9	103.3	101.0	101.1	98.3	96.6	96.9
1960	99.1	99.1	100.0	100.6	102.0	102.4	102.7	100.5	100.9	98.8	96.7	97.2
1961	99.0	99.4	100.1	100.7	101.7	102.0	102.6	100.7	101.0	98.8	96.6	97.2

Price indexes (1957-59=100):

1948	109.1	102.3	105.5	109.3	113.6	114.4	119.4	120.5	120.1	111.0	105.0	102.1
1949	99.0	94.5	98.7	99.0	99.3	99.5	98.0	96.9	99.4	95.3	92.6	90.4
1950	91.1	93.6	93.0	93.1	100.5	103.5	111.6	112.0	113.1	105.2	105.0	109.6
1951	113.4	118.7	118.4	118.4	119.4	118.5	118.1	118.8	119.6	120.8	117.1	114.8
1952	114.7	112.0	112.2	110.6	113.3	111.3	111.8	113.5	110.6	105.2	103.1	94.9
1953	100.4	99.3	92.2	90.2	94.8	92.6	98.0	94.6	98.5	89.9	87.1	90.7
1954	97.4	93.9	93.8	95.3	99.4	93.3	95.1	93.0	93.0	86.7	87.2	86.1
1955	88.5	87.8	84.2	86.9	86.6	92.4	89.5	87.2	88.4	82.5	78.6	76.1
1956	76.5	76.9	75.4	80.2	83.0	84.0	84.6	86.0	90.3	86.6	83.6	82.4
1957	85.7	84.8	85.5	89.2	92.5	97.6	100.3	98.8	96.7	92.6	94.6	96.5
1958	102.8	103.8	107.0	109.7	114.0	115.3	113.3	109.4	108.3	104.6	103.6	102.5
1959	104.4	102.0	100.7	101.9	102.5	103.0	100.4	95.8	100.8	96.1	91.8	91.5
1960	93.4	94.1	98.9	97.7	99.6	99.2	100.6	97.8	97.0	98.9	97.6	98.4
1961	99.4	100.6	97.1	95.3	92.8	90.9	93.5	95.8	95.3	94.7	93.6	95.9

MEATS--CODE 02-21

Year	Jan.	Feb.	Mar.	Apr.	May	June	July	Aug.	Sept.	Oct.	Nov.	Dec.
Seasonal adjustment factors:												
1948	97.3	95.2	96.9	98.2	101.8	102.5	105.4	105.1	105.6	99.7	96.9	95.5
1949	97.2	95.9	97.1	98.3	101.7	102.5	105.0	104.7	105.2	100.2	97.1	95.7
1950	97.1	96.3	97.3	98.2	101.7	102.3	104.7	104.9	104.8	100.1	97.1	95.2
1951	97.1	98.2	97.7	97.8	101.8	102.2	104.9	104.1	105.1	99.6	96.6	95.2
1952	98.4	98.8	97.3	97.4	102.3	101.3	105.0	104.0	104.6	98.6	96.4	95.4
1953	99.0	98.9	96.7	98.1	102.0	102.4	104.3	103.1	104.7	99.2	96.5	95.1
1954	98.9	98.5	96.0	98.7	102.9	103.0	104.3	102.9	105.4	98.9	96.1	94.8
1955	98.8	98.3	95.4	98.9	102.7	104.0	105.1	102.7	105.1	98.1	95.6	95.1
1956	98.4	97.3	95.6	99.9	103.1	104.9	104.5	102.6	103.7	98.4	96.4	95.3
1957	97.8	97.3	95.9	100.4	102.7	105.6	104.1	101.8	103.9	99.0	96.1	94.9
1958	97.8	97.1	97.6	100.7	103.2	104.4	103.9	101.5	102.6	99.0	96.4	95.5
1959	98.4	97.8	98.7	100.6	102.3	103.5	103.8	101.5	101.8	98.8	96.6	96.0
1960	98.5	98.1	99.3	100.8	102.3	102.9	103.1	100.9	101.7	99.4	96.8	96.2
1961	98.5	98.4	99.4	100.8	101.9	102.6	103.1	101.1	101.8	99.4	96.6	96.1

Price indexes (1957-59=100):

1948	108.2	101.0	105.5	110.2	115.0	115.7	121.1	122.2	121.1	111.1	104.3	100.3
1949	96.7	92.5	96.8	97.9	99.2	100.5	98.8	97.0	100.2	95.6	92.6	89.7
1950	90.4	94.0	92.9	93.5	102.2	105.6	114.4	113.7	114.2	105.7	105.6	110.4
1951	114.6	120.5	119.9	120.3	121.2	120.7	120.6	122.0	122.9	124.2	119.4	116.3
1952	115.7	113.2	113.6	112.2	115.4	113.5	114.2	116.3	111.9	106.7	102.5	94.1
1953	99.7	98.7	91.1	89.0	93.6	92.2	97.8	93.3	98.3	87.7	85.1	89.0
1954	96.3	93.2	92.9	94.8	100.0	93.8	95.3	92.1	91.9	86.1	86.7	85.7
1955	87.2	86.3	81.3	85.0	84.9	91.1	87.6	84.2	86.2	80.2	75.2	72.6
1956	72.0	73.0	71.1	77.3	80.4	81.9	82.0	84.0	89.2	85.4	81.4	80.2
1957	83.4	82.7	83.0	87.5	91.7	97.4	100.1	98.8	96.4	91.9	94.1	95.9
1958	102.9	103.4	107.1	111.2	115.9	116.9	114.9	110.9	110.1	105.9	104.7	103.0
1959	104.2	101.0	99.9	102.8	103.8	104.1	100.7	95.9	101.8	96.6	91.1	88.8
1960	92.1	92.6	97.8	96.7	98.5	98.2	99.7	97.5	96.2	98.5	96.6	97.3
1961	98.1	99.0	95.8	94.7	92.0	91.2	94.0	96.0	96.5	95.3	93.8	94.6

See footnotes at end of table.

SEASONAL ADJUSTMENT FACTORS AND INDEXES,
WHOLESALE PRICE INDEX--Continued
13
BEEF, CHOICE--CODE 02-21-02

Year	Jan.	Feb.	Mar.	Apr.	May	June	July	Aug.	Sept.	Oct.	Nov.	Dec.
Seasonal adjustment factors:												
1948	98.1	91.8	94.1	96.7	100.1	102.6	103.6	103.5	104.6	102.8	102.1	100.2
1949	98.0	92.6	94.5	96.7	99.9	102.3	103.2	103.2	104.4	103.1	102.2	100.1
1950	98.2	93.7	95.0	96.7	99.4	101.7	102.6	102.9	103.9	102.8	102.3	100.8
1951	99.3	95.2	96.4	95.9	98.4	100.3	101.5	101.8	104.7	103.0	102.3	100.8
1952	101.3	96.8	95.9	95.1	97.6	98.8	101.3	101.6	104.9	102.5	102.2	101.9
1953	102.4	97.3	96.2	95.1	96.4	97.5	100.2	101.9	106.3	103.2	102.3	101.7
1954	102.9	96.5	95.6	95.3	96.0	97.1	99.3	102.7	107.9	103.5	101.5	101.2
1955	102.3	96.0	95.7	96.2	96.6	97.2	100.2	103.9	108.0	102.6	101.0	100.4
1956	100.9	96.1	96.5	97.8	98.1	98.3	100.4	103.5	106.1	102.1	100.2	100.1
1957	100.1	96.8	97.7	99.5	99.2	99.1	100.3	102.8	105.2	101.0	99.1	98.9
1958	100.2	97.5	99.4	100.9	100.9	99.4	100.5	101.5	102.7	99.5	98.3	98.9
1959	100.7	99.0	100.7	101.9	101.7	99.5	100.5	100.6	100.1	98.0	97.8	99.3
1960	101.5	99.8	101.5	102.1	102.0	99.6	99.7	99.5	99.6	98.3	97.3	99.3
1961	101.7	100.2	101.4	102.5	101.8	99.2	99.3	100.1	99.5	97.9	97.2	99.4

Price indexes (1957-59=100):

1948	104.5	93.6	96.5	104.5	111.5	118.5	125.1	125.9	123.8	114.4	109.1	100.9
1949	91.1	81.7	89.1	91.4	94.6	98.2	97.5	99.7	104.6	105.9	105.1	100.1
1950	98.2	96.7	96.4	99.1	106.0	110.2	111.7	109.6	110.8	109.7	112.0	119.5
1951	122.2	126.5	127.8	128.6	129.7	128.9	128.6	128.8	130.4	131.9	131.9	128.8
1952	130.4	130.4	130.4	130.4	130.4	130.4	129.6	130.3	129.0	127.5	126.4	123.6
1953	120.9	115.7	86.4	85.9	85.9	86.7	92.2	94.0	103.3	96.2	95.1	92.5
1954	96.1	89.0	87.3	90.1	92.5	91.2	94.9	94.0	98.6	97.3	98.8	101.9
1955	100.7	97.0	94.0	91.9	88.9	88.9	88.1	90.9	93.8	87.7	83.1	81.8
1956	82.1	75.3	75.5	78.4	78.7	83.4	85.9	98.8	107.3	101.2	92.8	87.8
1957	83.4	81.5	83.6	88.5	90.9	91.0	96.7	99.6	94.6	90.6	96.1	98.5
1958	102.7	102.0	107.6	106.0	107.9	105.3	104.8	99.1	100.9	101.2	100.8	103.6
1959	107.1	106.4	107.1	111.3	109.3	106.6	105.0	102.7	107.4	102.0	99.3	98.8
1960	102.5	102.6	105.6	105.3	105.6	100.2	100.8	98.7	96.2	95.8	96.3	100.8
1961	104.2	100.8	98.6	96.5	92.3	89.4	87.6	93.7	91.8	94.0	94.1	98.0

14
BEEF, STANDARD--CODE 02-21-05

Year	Jan.	Feb.	Mar.	Apr.	May	June	July	Aug.	Sept.	Oct.	Nov.	Dec.
Seasonal adjustment factors:												
1951	98.8	97.9	97.5	96.9	100.8	101.4	101.5	102.1	104.3	99.5	99.7	100.1
1952	99.2	97.9	97.6	96.9	100.4	101.5	101.5	101.9	104.5	99.7	99.4	100.0
1953	99.4	97.8	97.5	97.5	100.4	101.6	101.8	101.9	104.3	100.1	99.2	99.7
1954	99.4	97.8	97.5	97.5	100.4	101.6	101.5	102.2	104.8	100.0	98.5	99.3
1955	99.5	97.3	97.7	98.4	101.1	101.7	101.9	101.7	104.1	100.1	97.9	98.2
1956	100.3	97.4	98.2	99.5	101.1	102.0	102.1	101.6	102.3	100.1	97.7	97.8
1957	100.5	97.9	98.9	100.6	101.4	101.2	101.9	101.3	101.5	99.5	97.8	97.7
1958	100.1	98.7	99.9	101.4	102.0	100.7	101.0	100.5	100.6	98.7	97.7	98.3
1959	100.8	100.0	100.5	101.6	101.7	99.6	100.5	100.3	99.8	98.1	97.9	99.1
1960	101.2	100.9	100.9	101.4	101.4	99.4	99.7	99.9	99.5	98.3	98.1	99.8
1961	101.0	101.1	100.8	101.7	101.1	98.7	99.3	100.4	99.8	98.2	98.1	99.8

Price indexes (1957-59=100):

1951	132.0	132.1	132.0	131.8	131.8	131.8	131.1	131.0	131.2	133.1	133.3	132.2
1952	100.5	89.7	85.6	80.0	85.4	82.8	81.3	80.0	86.7	108.7	105.8	93.1
1953	83.8	82.3	82.1	82.8	87.1	88.4	87.6	86.9	90.5	80.3	81.8	84.5
1954	83.8	82.3	82.1	82.8	87.1	88.4	87.6	86.9	90.5	89.6	86.7	89.0
1955	92.0	87.7	87.1	85.3	83.3	85.3	85.9	84.2	83.7	82.0	78.2	76.0
1956	75.8	72.6	71.7	73.6	74.5	76.5	75.6	79.9	82.1	78.8	75.8	75.4
1957	75.7	75.0	78.9	84.9	87.8	87.8	92.5	92.7	91.5	89.0	89.9	91.5
1958	101.1	101.4	104.8	105.5	109.2	109.2	107.5	102.3	102.6	103.8	105.2	108.0
1959	111.6	110.5	110.5	113.0	112.5	108.4	109.4	108.2	108.6	106.0	102.6	100.8
1960	100.4	102.5	104.2	103.2	101.7	99.1	98.7	98.6	98.4	98.2	99.8	103.1
1961	104.9	104.0	98.4	96.2	93.6	90.9	91.6	98.7	98.7	97.6	98.7	101.9

SEASONAL ADJUSTMENT FACTORS AND INDEXES,
WHOLESALE PRICE INDEX--Continued

LAMB, CHOICE--¹⁵CODE 02-21-11

Year	Jan.	Feb.	Mar.	Apr.	May	June	July	Aug.	Sept.	Oct.	Nov.	Dec.
Seasonal adjustment factors:												
1948	95.1	94.3	97.9	104.5	108.5	106.1	106.5	101.0	99.9	97.0	96.8	92.5
1949	94.7	94.9	98.5	104.2	108.0	106.0	106.2	101.1	99.9	97.1	96.7	93.2
1950	94.9	95.0	98.0	104.1	107.3	104.9	106.3	101.9	100.9	97.8	96.2	92.6
1951	95.0	95.1	98.5	103.1	106.8	103.9	108.0	102.2	102.3	97.6	95.3	92.4
1952	96.1	95.5	96.9	101.6	105.6	104.9	109.3	102.3	103.7	97.0	94.8	92.2
1953	97.1	93.9	95.5	100.4	106.2	105.9	110.4	103.0	104.2	96.7	95.1	92.0
1954	97.1	92.8	93.8	99.4	105.6	109.6	110.7	102.9	104.9	96.4	95.3	91.5
1955	96.5	92.1	93.2	99.5	105.6	111.3	110.4	103.4	104.9	95.2	95.6	92.5
1956	95.9	92.7	93.3	100.0	102.7	111.5	108.9	104.1	104.4	96.5	97.4	92.6
1957	94.9	92.3	94.2	99.4	101.5	112.6	108.0	104.8	104.1	97.8	97.4	92.7
1958	95.0	92.9	95.6	99.9	99.7	112.2	108.2	104.0	103.8	98.5	97.4	93.3
1959	95.5	93.4	96.6	100.8	98.7	108.5	108.3	104.8	103.3	98.8	97.2	93.8
1960	95.7	94.0	97.7	99.9	97.6	108.9	108.6	104.1	103.0	99.5	97.3	93.9
1961	95.6	93.7	97.6	100.4	98.5	108.9	108.1	104.3	103.3	99.2	96.5	94.5

Price indexes (1957-59=100):

1948	96.1	90.5	91.9	103.2	114.7	119.7	118.9	107.4	104.4	101.3	102.0	95.4
1949	98.3	95.8	107.4	119.6	121.0	106.5	108.9	103.4	99.3	97.8	98.5	93.8
1950	95.2	105.5	109.9	111.8	115.4	118.8	114.5	110.4	113.5	108.3	110.8	111.8
1951	113.2	120.5	123.4	124.1	127.0	127.5	129.9	130.0	133.3	133.3	132.7	132.3
1952	131.4	123.3	119.7	128.0	126.6	118.6	131.0	129.7	128.0	120.5	106.4	95.3
1953	102.1	92.6	94.1	96.4	107.8	108.1	118.1	98.4	99.0	87.8	86.6	86.9
1954	99.5	96.7	98.3	108.4	109.1	106.6	108.3	97.2	100.1	90.8	93.0	91.1
1955	94.2	89.5	91.4	93.0	86.1	107.8	104.7	100.8	99.5	89.8	89.2	82.8
1956	81.4	79.7	80.3	87.0	113.4	120.6	105.6	99.8	102.1	91.5	90.4	85.8
1957	87.3	84.8	86.7	101.2	100.7	101.4	102.2	104.2	103.9	97.6	102.2	103.3
1958	109.1	107.4	104.5	103.1	94.8	107.2	112.6	108.4	108.0	107.4	106.7	93.1
1959	92.5	88.0	94.5	96.1	98.9	114.0	105.9	103.4	99.8	94.5	88.6	85.6
1960	89.5	89.4	98.7	100.3	99.5	109.2	105.2	93.9	93.9	88.7	87.2	87.0
1961	87.8	85.6	83.5	84.7	78.9	84.7	89.4	89.5	89.2	87.6	85.5	85.6

HAM, SMOKED--¹⁶CODE 02-21-23

Year	Jan.	Feb.	Mar.	Apr.	May	June	July	Aug.	Sept.	Oct.	Nov.	Dec.
Seasonal adjustment factors:												
1948	99.3	96.1	97.4	97.6	97.9	102.8	107.6	109.8	106.6	95.4	92.9	96.1
1949	99.3	96.8	97.9	97.4	98.2	102.9	107.3	108.9	106.0	96.0	93.2	96.2
1950	99.1	97.2	98.1	97.7	98.5	103.3	107.1	108.7	104.8	96.4	93.5	96.1
1951	98.2	98.8	99.1	97.4	98.9	103.5	107.5	108.3	103.0	94.8	92.8	97.2
1952	99.2	98.7	98.9	98.0	100.8	104.0	106.6	107.4	100.7	94.0	93.6	98.5
1953	100.0	97.4	98.6	99.5	101.7	104.7	105.3	107.0	99.5	94.0	94.3	98.3
1954	99.4	96.8	98.9	100.7	102.1	105.3	105.3	106.7	98.6	92.6	93.9	99.2
1955	99.9	97.4	98.9	101.1	102.3	105.0	105.1	106.6	98.7	91.2	93.2	100.9
1956	99.9	97.8	99.5	101.7	101.9	104.6	104.0	105.1	97.5	92.1	94.8	101.6
1957	99.8	98.3	100.0	101.3	101.5	104.1	103.3	103.1	98.1	93.1	95.4	101.7
1958	99.1	99.2	101.8	101.3	101.2	103.1	101.9	101.5	96.7	94.2	96.1	104.0
1959	99.9	99.7	102.0	100.7	101.2	101.3	100.6	100.9	97.0	94.9	97.4	104.5
1960	99.7	99.5	102.7	100.6	101.4	100.9	99.9	99.6	96.6	95.8	98.7	104.6
1961	99.9	99.3	102.5	100.7	101.7	100.6	99.5	99.6	96.9	96.1	98.5	104.4

Price indexes (1957-59=100):

1948	119.0	104.6	107.4	110.9	109.8	117.3	121.9	127.9	129.0	114.4	109.4	110.3
1949	110.4	105.9	108.4	107.1	101.8	108.9	113.3	118.2	112.0	96.2	91.6	92.7
1950	93.3	96.9	95.0	93.2	102.1	105.9	115.9	112.0	108.1	93.7	94.5	104.6
1951	110.1	113.2	113.3	108.3	109.0	110.1	110.0	110.1	109.0	110.1	105.4	104.3
1952	104.7	101.2	100.8	102.0	102.0	109.1	112.2	118.2	109.6	109.2	106.0	107.2
1953	111.5	114.2	115.6	113.7	118.8	124.7	131.0	129.5	119.6	104.4	107.1	126.0
1954	129.1	122.3	126.6	128.7	128.3	124.0	117.3	120.9	106.1	100.1	104.9	106.6
1955	103.0	91.9	91.9	97.1	100.7	103.6	102.5	103.3	96.2	87.5	87.1	85.9
1956	85.7	88.0	93.2	96.4	96.1	102.5	100.8	98.8	93.2	89.5	90.4	97.9
1957	99.1	99.6	97.2	100.1	98.9	102.1	104.2	107.8	100.2	91.8	93.9	111.3
1958	107.4	111.4	113.2	108.4	107.1	109.9	110.8	109.3	102.7	99.8	104.2	109.6
1959	103.3	95.9	97.2	95.3	95.0	94.0	88.9	86.4	87.0	84.1	86.4	86.5
1960	82.5	84.6	91.7	91.4	94.4	92.9	90.0	89.9	85.4	90.6	91.3	101.0
1961	94.2	93.4	93.2	88.1	87.6	84.4	86.4	89.5	89.0	88.6	92.6	96.7

See footnotes at end of table.

SEASONAL ADJUSTMENT FACTORS AND INDEXES,
WHOLESALE PRICE INDEX--Continued

PORK LOINS, FRESH--CODE 02-21-31

Year	Jan.	Feb.	Mar.	Apr.	May	June	July	Aug.	Sept.	Oct.	Nov.	Dec.
Seasonal adjustment factors:												
1948	86.6	91.7	95.5	96.1	103.2	102.3	113.0	118.8	118.2	104.5	88.2	81.8
1949	86.6	92.9	95.4	96.3	102.9	102.9	112.2	118.1	117.1	104.5	88.8	82.8
1950	87.1	92.8	95.2	95.3	103.9	103.5	111.5	117.4	116.0	105.0	89.9	82.2
1951	86.9	95.4	95.2	94.1	105.3	104.9	112.3	114.2	115.3	102.7	89.4	84.3
1952	89.7	95.7	93.3	93.4	106.6	104.3	114.2	112.6	114.0	100.4	91.0	85.2
1953	90.3	94.6	92.1	95.3	107.9	106.0	113.5	108.7	114.4	100.4	91.8	85.5
1954	90.1	95.0	90.0	96.6	109.4	106.6	115.0	106.7	114.8	99.0	91.5	85.3
1955	91.1	95.8	88.9	97.2	108.1	109.3	115.9	104.9	113.1	97.2	92.3	86.5
1956	92.6	94.4	88.9	97.8	107.5	110.7	113.2	103.9	110.0	98.5	95.3	87.2
1957	92.9	94.1	89.8	97.4	106.5	113.8	109.9	101.9	110.3	101.9	94.8	87.2
1958	93.9	93.6	94.0	96.1	104.1	112.2	109.3	101.5	107.5	103.0	96.0	89.1
1959	95.3	93.1	96.1	95.2	101.6	109.9	109.7	102.3	106.8	103.4	96.7	89.7
1960	95.0	93.0	97.4	95.5	101.2	107.6	109.5	101.8	107.4	104.4	96.0	90.7
1961	95.0	93.6	97.3	95.5	100.5	106.9	110.6	102.4	107.8	104.3	95.8	89.9

Price indexes (1957-59=100):

1948	101.5	97.6	108.5	110.3	111.6	112.1	128.9	141.3	141.5	125.3	97.0	86.2
1949	89.4	94.1	105.4	107.7	110.5	109.5	113.6	116.1	115.2	95.4	80.9	73.7
1950	77.6	91.8	84.6	85.0	101.6	100.5	120.2	120.6	116.6	98.2	84.8	85.5
1951	90.6	101.2	96.6	95.0	97.4	98.8	99.1	107.7	108.5	108.6	97.5	91.0
1952	91.7	89.9	93.7	88.9	108.0	106.4	108.8	119.7	117.1	113.3	100.2	80.1
1953	88.7	101.8	99.1	97.8	113.6	113.2	126.3	111.5	125.2	102.7	91.5	104.4
1954	118.5	111.7	107.6	115.3	126.2	114.1	132.0	117.0	118.2	94.7	97.9	86.1
1955	86.2	89.4	80.5	93.5	104.7	125.3	107.6	94.2	108.9	89.0	77.1	69.0
1956	67.9	80.4	69.0	86.3	95.4	97.1	103.8	94.8	104.0	93.7	85.7	82.9
1957	94.5	92.6	90.1	93.0	102.5	120.6	114.1	107.6	104.2	101.0	105.9	92.0
1958	105.5	102.7	107.9	106.3	114.1	120.3	109.1	104.0	108.2	107.4	104.2	97.2
1959	98.0	86.5	86.0	88.7	96.5	105.9	95.1	88.3	103.3	95.1	78.7	72.9
1960	80.4	81.3	97.4	87.5	94.0	99.8	110.3	100.4	107.0	111.0	103.1	99.9
1961	97.4	101.4	94.5	93.8	90.9	91.4	108.6	102.7	102.5	99.0	94.4	90.0

VEAL, CHOICE--CODE 02-21-41

Year	Jan.	Feb.	Mar.	Apr.	May	June	July	Aug.	Sept.	Oct.	Nov.	Dec.
Seasonal adjustment factors:												
1948	108.0	105.6	99.4	97.3	98.9	95.8	96.0	99.3	102.2	99.2	97.3	101.0
1949	107.3	105.8	99.3	97.4	98.7	96.2	96.1	99.2	101.8	99.4	97.9	101.1
1950	106.7	105.5	99.8	98.0	98.9	96.2	96.2	98.5	101.8	100.1	97.7	100.8
1951	106.8	107.1	98.7	97.9	99.2	95.9	96.2	98.8	101.1	99.6	98.3	100.1
1952	108.4	107.2	99.0	98.1	98.8	95.9	96.6	97.3	100.4	99.8	99.1	99.5
1953	109.4	108.5	98.7	98.0	98.8	95.9	96.2	96.6	100.2	99.6	98.1	99.9
1954	110.5	109.7	98.1	97.9	99.5	95.5	96.3	96.5	101.4	98.6	97.2	99.3
1955	111.0	111.1	97.6	97.2	99.1	96.2	96.6	96.6	100.8	97.5	96.5	99.7
1956	109.2	110.4	98.7	98.3	99.3	97.5	96.8	96.2	101.1	97.8	96.0	99.3
1957	107.1	110.7	98.8	98.9	101.0	97.4	96.9	96.8	101.1	97.2	95.2	98.9
1958	106.1	109.1	100.7	99.6	101.8	97.6	97.4	97.0	100.2	97.0	95.0	98.2
1959	105.1	108.6	102.7	100.8	101.1	98.0	97.6	96.5	99.1	97.5	94.6	98.3
1960	104.7	108.1	103.3	101.3	101.6	97.6	97.4	96.5	99.0	97.4	94.7	97.9
1961	104.9	108.1	103.9	101.4	101.3	97.4	97.6	96.2	99.0	97.5	94.2	98.1

Price indexes (1957-59=100):

1948	92.1	90.6	90.3	88.6	94.6	90.2	91.6	96.3	98.5	95.4	93.4	98.7
1949	100.7	98.2	89.3	87.6	85.4	83.4	82.1	86.3	88.6	84.3	82.8	87.1
1950	94.6	95.1	88.6	87.3	91.0	90.9	94.0	98.4	103.3	101.8	103.6	105.9
1951	111.5	117.2	112.9	114.6	118.2	119.6	118.6	120.1	121.7	122.6	119.8	120.0
1952	121.2	121.2	121.2	121.3	120.0	114.7	114.1	111.1	118.7	117.1	106.4	106.8
1953	117.7	112.6	89.0	84.0	86.1	75.1	75.9	80.4	76.3	75.4	79.7	80.4
1954	95.2	88.9	83.4	83.7	78.9	79.9	79.6	75.1	80.7	80.7	81.0	79.3
1955	89.9	91.1	78.7	77.7	79.4	78.1	77.7	77.7	83.7	81.0	77.5	83.9
1956	87.9	89.9	75.9	75.9	80.7	75.1	76.6	78.9	84.0	76.9	76.7	79.3
1957	87.6	91.5	84.3	83.4	83.3	86.1	85.2	83.1	87.6	86.7	84.6	92.9
1958	98.5	105.6	99.6	102.0	106.2	104.1	102.9	106.8	108.1	106.8	107.0	106.4
1959	113.2	118.0	108.6	112.6	116.0	107.0	108.8	106.6	109.7	105.1	102.5	101.9
1960	112.8	111.6	114.0	106.0	107.8	103.9	103.6	100.9	102.9	103.7	99.5	108.1
1961	113.8	120.6	115.6	110.8	104.2	101.5	101.3	100.1	104.8	105.3	100.9	107.6

See footnotes at end of table.

SEASONAL ADJUSTMENT FACTORS AND INDEXES,
WHOLESALE PRICE INDEX--Continued

18
PROCESSED POULTRY--CODE 02-22

Year	Jan.	Feb.	Mar.	Apr.	May	June	July	Aug.	Sept.	Oct.	Nov.	Dec.
Seasonal adjustment factors:												
1948	99.8	99.8	102.8	103.9	101.4	99.9	100.9	103.3	100.1	94.3	95.6	98.0
1949	99.4	100.3	103.1	104.1	102.1	99.7	100.5	102.7	100.1	94.8	95.4	97.7
1950	99.5	101.1	102.9	104.0	102.1	99.9	100.5	102.5	100.2	94.5	95.8	97.4
1951	98.5	101.7	103.7	104.5	103.2	98.6	100.6	102.5	99.8	94.8	96.1	96.0
1952	98.7	102.0	103.7	104.5	103.7	99.3	101.8	102.1	100.5	94.2	95.4	94.1
1953	99.3	101.9	104.5	104.9	103.8	99.8	101.7	101.5	100.2	93.8	95.2	93.0
1954	98.8	101.6	105.7	104.8	103.7	100.6	103.4	102.0	99.7	93.0	94.9	92.4
1955	98.1	101.4	106.8	104.8	103.4	101.4	104.4	102.4	98.9	92.6	93.9	91.4
1956	98.4	102.0	107.6	104.0	103.2	103.6	104.4	101.5	97.9	92.3	93.6	91.1
1957	99.0	103.4	108.4	102.8	102.8	103.7	104.0	100.4	97.2	92.0	93.5	92.4
1958	99.6	104.1	107.8	102.9	103.6	103.8	103.7	98.7	95.9	92.2	93.8	93.6
1959	101.1	105.5	107.4	103.2	103.2	102.2	102.3	98.9	95.2	92.3	93.2	95.3
1960	101.7	105.8	107.7	103.3	103.6	101.5	101.7	98.1	94.9	92.5	93.3	96.2
1961	101.8	106.2	107.5	103.8	103.1	100.5	101.4	98.5	95.0	92.5	92.9	96.9

Price indexes (1957-59=100):

1948	181.3	173.4	177.3	187.5	191.0	196.6	199.9	196.8	196.8	182.8	187.0	199.1
1949	196.3	188.4	192.3	188.6	170.5	160.0	154.4	161.9	149.9	144.7	143.4	142.8
1950	133.7	139.6	149.0	144.7	145.0	147.1	157.4	166.5	159.5	145.0	146.1	148.3
1951	157.9	172.0	174.6	180.6	182.3	167.5	162.6	157.4	157.4	151.8	147.8	150.1
1952	156.5	160.0	152.2	152.0	147.5	145.7	144.3	148.7	150.2	140.7	151.3	148.3
1953	148.0	149.7	150.2	151.3	155.1	137.5	150.4	148.2	142.1	136.7	136.7	129.5
1954	136.1	130.9	133.7	134.7	126.7	123.1	123.2	118.5	115.7	105.5	105.1	103.4
1955	119.6	126.9	145.2	138.4	133.0	135.4	134.6	135.4	130.7	115.2	115.0	106.5
1956	109.5	115.0	120.3	114.3	115.9	111.2	115.0	107.2	102.1	96.9	96.9	96.2
1957	99.5	104.4	105.5	102.8	101.4	106.8	107.7	106.7	99.5	93.8	95.5	94.6
1958	104.4	108.4	113.8	106.8	112.1	111.4	106.3	98.5	92.9	90.6	92.2	88.4
1959	99.7	101.8	102.8	95.3	93.9	95.3	96.2	92.0	94.5	88.9	89.6	105.6
1960	98.1	102.3	107.2	105.3	105.1	102.8	102.1	96.0	95.5	93.4	96.0	95.2
1961	99.2	102.3	95.9	91.5	86.8	77.2	80.0	81.4	74.6	76.5	76.2	87.7

BROILERS OR FRYERS, PROCESSED, NEW YORK--CODE 02-22-14

Year	Jan.	Feb.	Mar.	Apr.	May	June	July	Aug.	Sept.	Oct.	Nov.	Dec.
Seasonal adjustment factors:												
1948	95.3	97.3	99.3	100.8	99.1	104.9	105.0	108.2	102.2	95.0	97.5	95.4
1949	95.0	97.9	99.6	100.9	99.8	104.4	104.7	107.8	102.5	95.4	96.9	94.6
1950	95.8	99.7	99.3	101.0	99.2	103.4	104.8	108.4	102.8	95.2	96.7	94.2
1951	95.6	101.6	100.0	101.4	98.7	101.7	106.3	108.5	103.3	95.2	96.9	91.4
1952	97.9	101.8	99.6	102.9	99.3	100.2	108.3	107.8	104.5	93.8	94.9	89.2
1953	101.1	101.4	101.8	102.2	98.8	101.0	107.3	107.9	104.0	92.2	94.0	87.8
1954	100.5	101.6	104.5	102.8	99.1	101.8	108.2	107.0	102.8	90.6	93.3	87.8
1955	99.8	101.9	106.7	103.4	100.3	103.6	108.6	106.3	101.0	89.6	92.5	86.7
1956	100.4	103.2	108.5	102.6	102.0	106.5	106.6	104.8	99.1	88.5	91.3	86.9
1957	101.2	105.4	110.7	101.3	102.3	105.7	105.1	102.9	97.4	88.4	91.3	88.6
1958	101.3	106.9	109.2	101.8	103.8	105.7	105.0	99.3	95.7	88.8	91.5	90.7
1959	103.6	108.3	107.7	102.3	103.4	103.9	103.6	99.6	94.1	89.2	90.6	93.7
1960	104.4	108.2	108.3	102.0	103.8	102.7	103.1	98.2	93.9	89.4	90.3	95.4
1961	104.4	108.5	107.8	103.0	103.2	101.2	103.1	98.8	93.4	89.7	90.0	97.0

Price indexes (1957-59=100):

1948	178.3	164.8	168.4	174.0	178.3	183.6	180.3	175.8	175.0	157.6	161.2	165.1
1949	153.3	146.0	144.4	140.8	132.2	154.5	133.0	146.2	129.6	122.7	126.6	116.9
1950	104.0	121.4	131.9	131.2	128.6	129.0	149.0	147.6	136.2	123.8	124.1	119.0
1951	127.3	140.1	139.0	143.6	146.2	138.1	136.5	136.7	134.2	124.1	122.4	120.6
1952	137.3	145.4	128.3	131.2	122.6	128.3	138.5	153.4	148.7	137.6	169.1	134.5
1953	136.4	135.3	127.3	127.6	124.7	123.5	147.1	138.5	138.7	124.7	126.7	106.9
1954	130.4	113.8	111.8	126.7	115.8	122.9	126.4	118.7	115.1	98.0	99.0	99.0
1955	128.7	129.9	161.4	136.5	130.9	138.5	138.8	144.5	127.9	104.9	106.9	95.7
1956	98.0	110.2	116.7	105.4	106.0	102.0	104.0	97.0	96.8	88.1	90.1	90.1
1957	96.0	104.8	100.9	101.4	100.9	109.8	109.8	110.9	97.0	90.7	94.0	88.7
1958	105.9	110.2	112.3	100.0	109.4	113.5	102.0	95.4	90.4	82.1	86.1	81.6
1959	108.3	106.5	108.2	100.2	98.5	98.5	100.2	95.7	97.6	89.6	90.4	112.6
1960	101.1	105.5	110.8	105.5	107.2	107.2	111.7	100.2	98.3	95.7	99.3	101.1
1961	103.7	109.1	97.6	94.0	89.6	79.8	83.3	84.7	76.2	78.9	76.2	95.7

See footnotes at end of table.

SEASONAL ADJUSTMENT FACTORS AND INDEXES,
WHOLESALE PRICE INDEX--Continued

TURKEYS, PROCESSED, FRYERS-ROASTERS--CODE 02-22-17

Year	Jan.	Feb.	Mar.	Apr.	May	June	July	Aug.	Sept.	Oct.	Nov.	Dec.
Seasonal adjustment factors:												
1955							95.1	96.6	97.0	99.2	103.7	104.6
1956	100.9	101.5	102.7	101.2	100.6	97.5	94.5	96.6	96.9	99.4	103.8	104.3
1957	101.2	102.0	102.5	100.4	100.2	98.1	94.6	96.1	96.3	98.7	104.3	105.2
1958	101.1	101.9	102.4	101.3	100.5	97.5	93.5	96.2	96.0	99.3	104.5	106.2
1959	101.7	101.7	102.2	101.1	100.2	97.3	93.7	96.1	96.5	99.2	105.2	105.7
1960	101.6	101.5	102.0	101.0	100.4	96.9	93.3	95.8	96.6	99.9	105.1	105.4
1961	101.8	101.6	101.7	101.0	100.2	96.6	93.7	96.0	96.8	99.5	105.1	105.7

Price indexes (1957-59=100):

1955							117.2	116.6	121.1	126.6	123.9	119.5
1956	116.9	117.2	118.1	114.8	116.0	109.7	106.7	110.2	107.3	106.7	108.5	110.8
1957	104.9	103.1	103.1	101.3	97.6	95.8	93.4	95.8	95.2	96.4	107.3	110.9
1958	106.7	109.1	113.4	110.9	111.6	107.9	98.8	101.9	100.0	102.5	104.9	100.7
1959	98.2	98.8	94.0	89.3	89.9	92.2	87.5	86.2	86.8	89.9	103.7	110.3
1960	102.5	104.3	106.1	110.9	106.1	96.4	93.5	98.2	101.3	111.6	107.3	106.7
1961	100.7	94.1	93.5	89.3	89.3	84.4	83.2	85.6	85.0	80.8	85.6	82.6

UNPROCESSED FIN FISH--CODE 02-23

Year	Jan.	Feb.	Mar.	Apr.	May	June	July	Aug.	Sept.	Oct.	Nov.	Dec.
Seasonal adjustment factors:												
1948	113.3	99.6	98.7	91.0	92.1	91.0	93.7	97.2	106.6	104.6	104.0	108.6
1949	112.2	99.4	99.2	91.1	91.9	91.6	94.1	97.5	105.2	104.1	104.4	109.3
1950	112.3	99.1	98.8	91.2	92.5	91.7	94.7	96.4	107.1	103.8	104.6	108.2
1951	111.4	99.9	98.3	89.7	92.8	92.4	95.1	98.9	106.7	102.7	104.3	107.6
1952	112.1	100.4	96.4	89.5	92.5	90.7	96.2	101.5	110.4	100.8	104.0	105.9
1953	112.9	100.5	95.3	88.7	90.8	91.6	96.0	107.0	110.6	99.9	103.4	103.9
1954	115.4	99.5	94.5	87.5	91.1	90.0	96.8	109.1	112.7	99.7	103.3	101.0
1955	114.9	98.2	95.3	88.3	89.5	90.1	97.4	109.8	111.5	100.3	102.6	102.2
1956	112.8	97.0	95.3	89.7	91.3	91.0	98.6	107.0	111.3	101.5	102.0	102.8
1957	110.8	98.0	95.5	89.2	91.9	93.7	99.6	104.2	108.2	102.8	101.3	104.5
1958	107.4	98.5	96.1	89.9	94.7	93.6	101.9	99.8	107.1	103.1	101.3	106.1
1959	103.8	99.7	97.2	90.8	95.1	95.7	101.1	99.9	105.2	103.4	100.2	107.5
1960	102.7	101.1	96.9	90.0	96.4	96.6	101.0	101.1	103.8	102.9	100.2	107.3
1961	103.1	100.5	98.0	90.4	95.4	96.0	101.0	101.2	104.0	102.9	100.7	106.9

Price indexes (1957-59=100):

1948	86.5	76.6	67.6	62.7	65.9	65.3	68.9	73.5	79.1	77.2	75.5	79.9
1949	78.6	68.0	72.0	65.4	63.8	62.6	64.4	67.6	72.1	74.4	73.5	76.8
1950	84.9	74.8	77.0	72.5	72.0	72.3	73.9	77.2	88.6	85.7	85.2	89.0
1951	86.3	79.7	81.4	73.0	74.3	76.2	76.5	77.0	78.7	80.3	87.3	93.5
1952	95.8	83.1	82.3	78.6	80.6	75.8	78.4	71.5	90.8	78.5	97.3	76.3
1953	82.5	78.8	66.6	57.4	67.9	68.4	70.9	85.0	79.3	91.3	79.2	84.8
1954	92.2	81.8	78.2	78.5	75.2	68.9	83.8	94.3	101.7	79.8	81.2	75.4
1955	87.0	70.5	67.6	62.6	60.1	71.1	70.1	95.9	87.8	81.2	83.8	82.1
1956	100.8	80.1	80.5	70.6	79.6	74.6	86.0	92.1	93.1	86.0	89.9	83.3
1957	94.2	79.3	86.6	84.3	75.8	78.1	86.0	79.3	98.6	94.3	91.8	101.2
1958	93.7	96.2	88.7	86.8	104.1	103.4	106.0	107.2	111.0	112.5	108.8	124.6
1959	122.2	120.0	107.8	99.6	102.2	103.8	112.5	106.9	112.3	108.0	103.4	108.7
1960	104.4	103.4	104.3	101.3	105.4	105.1	115.9	111.0	119.2	116.8	116.1	121.9
1961	114.2	112.4	113.0	96.1	106.6	106.7	102.9	114.0	105.3	107.1	107.4	115.0

SEASONAL ADJUSTMENT FACTORS AND INDEXES,
WHOLESALE PRICE INDEX--Continued

19
DAIRY PRODUCTS AND ICE CREAM--CODE 02-3

Year	Jan.	Feb.	Mar.	Apr.	May	June	July	Aug.	Sept.	Oct.	Nov.	Dec.
Seasonal adjustment factors:												
1948	101.4	101.3	99.2	98.4	97.0	97.5	99.3	101.1	100.9	101.1	101.0	101.3
1949	101.5	101.4	99.3	98.4	97.1	97.6	99.2	101.0	100.6	101.0	101.1	101.5
1950	101.4	101.5	99.4	98.4	97.1	97.4	99.2	100.8	100.8	101.2	101.2	101.4
1951	101.2	101.4	99.8	98.6	97.4	97.3	99.0	100.3	100.6	101.3	101.6	101.4
1952	101.1	101.2	100.0	98.5	97.4	97.2	99.2	100.0	100.6	101.5	101.9	101.2
1953	101.1	101.0	99.9	98.6	97.5	97.4	99.4	99.9	100.1	101.3	102.2	101.7
1954	100.8	100.6	99.9	98.6	97.7	97.6	99.4	99.7	100.3	101.3	102.3	101.5
1955	100.7	100.4	99.8	98.9	98.2	97.9	99.1	99.6	100.1	101.2	102.2	101.7
1956	100.8	100.5	99.9	98.9	98.3	98.1	98.9	99.6	100.3	101.1	101.8	101.6
1957	100.8	100.6	99.9	99.1	98.5	98.1	98.8	99.5	100.4	100.9	101.7	101.6
1958	101.1	100.7	100.0	98.9	98.6	98.2	98.6	99.4	100.6	101.0	101.6	101.5
1959	101.0	100.6	100.1	99.0	98.4	98.1	98.7	99.4	100.6	101.2	101.4	101.6
1960	101.1	100.6	100.2	98.9	98.2	98.2	98.9	99.4	100.6	101.2	101.4	101.6
1961	101.1	100.5	100.2	99.0	98.2	98.1	98.9	99.4	100.5	101.2	101.4	101.6

Price indexes (1957-59=100):

1948	95.4	95.6	92.9	93.8	93.4	95.0	97.7	98.6	96.4	95.1	93.8	92.6
1949	90.3	88.5	85.9	84.1	82.9	83.7	84.1	86.1	85.5	85.4	85.1	85.3
1950	83.3	83.5	82.6	81.7	79.4	79.7	81.8	84.1	86.4	87.7	87.9	89.5
1951	93.7	95.5	94.6	93.9	94.3	94.3	94.5	95.6	94.0	96.1	98.4	100.1
1952	100.3	101.9	100.3	99.4	98.0	97.5	100.8	101.2	103.1	102.7	102.3	100.1
1953	99.1	98.2	97.2	96.1	95.6	95.4	97.4	98.0	98.6	99.8	100.9	98.6
1954	96.9	95.1	94.0	91.2	90.1	90.7	93.1	93.8	94.4	96.3	96.4	95.8
1955	94.8	94.9	94.9	94.7	92.1	92.6	93.9	95.5	92.4	93.0	93.8	94.9
1956	94.0	94.0	94.0	93.8	95.6	95.7	95.6	96.5	97.2	98.2	100.6	99.7
1957	99.6	99.6	98.6	98.7	98.0	95.7	95.8	97.7	99.6	100.7	101.4	101.6
1958	101.1	101.1	100.4	98.7	98.0	98.2	98.7	99.4	100.7	100.5	100.4	100.5
1959	100.1	100.1	100.1	99.2	98.9	99.1	100.9	101.6	102.9	103.4	104.2	104.6
1960	105.2	104.9	104.2	102.4	101.8	102.7	103.9	104.5	106.7	107.4	107.8	108.1
1961	107.4	106.1	106.9	106.2	105.8	106.0	106.6	107.2	108.0	109.5	109.6	110.2

MILK, PROCESSED, NEW YORK AREA--CODE 02-31-01

Year	Jan.	Feb.	Mar.	Apr.	May	June	July	Aug.	Sept.	Oct.	Nov.	Dec.
Seasonal adjustment factors:												
1948	102.0	100.5	99.6	97.2	93.9	93.1	97.8	100.6	99.2	104.7	105.8	106.1
1949	101.7	100.5	99.8	97.1	94.1	93.0	98.0	100.6	99.4	104.0	106.0	106.0
1950	102.0	100.7	99.6	97.2	94.0	93.4	98.1	100.1	99.8	103.9	105.6	105.7
1951	101.9	100.7	99.6	97.2	94.4	93.6	98.6	99.9	100.2	103.3	105.5	105.2
1952	102.0	101.1	99.5	97.8	94.2	94.0	98.7	99.4	100.4	103.2	105.7	104.3
1953	102.1	101.3	99.5	98.2	94.0	94.7	98.4	99.2	100.9	102.5	105.5	103.9
1954	102.2	101.2	99.5	98.2	94.4	95.4	98.1	99.0	100.5	103.0	105.1	103.8
1955	101.8	101.3	99.7	98.5	94.9	95.3	97.5	99.3	100.3	103.1	105.1	103.7
1956	101.8	101.2	99.8	98.4	95.1	95.3	97.5	99.3	100.8	103.1	104.5	103.4
1957	101.8	101.4	100.0	98.1	95.2	95.3	97.4	99.5	100.8	103.3	103.8	103.4
1958	102.5	101.6	99.8	97.1	95.0	95.5	98.0	99.8	100.9	103.0	103.5	103.4
1959	102.4	101.8	100.2	97.0	94.4	95.0	98.2	100.1	101.5	102.9	102.9	103.4
1960	102.3	101.8	100.4	96.7	94.1	94.9	98.8	100.3	101.7	102.7	102.6	103.3
1961	102.3	101.9	100.6	96.6	94.0	95.0	98.6	100.3	101.6	102.7	102.6	103.6

Price indexes (1957-59=100):

1948	83.4	83.4	81.2	81.2	76.0	78.1	80.2	84.5	82.3	88.7	90.8	88.7
1949	85.5	82.3	82.3	78.1	78.1	77.0	80.2	81.2	78.1	78.1	77.0	77.0
1950	69.7	69.1	69.1	67.0	65.4	62.2	68.6	71.8	79.1	82.3	82.3	79.1
1951	82.3	83.4	83.4	81.2	79.1	77.6	81.8	82.3	76.0	82.3	88.6	87.6
1952	88.6	86.5	84.4	84.4	80.2	83.4	85.5	84.5	87.6	87.6	87.6	87.6
1953	85.5	85.5	83.4	83.4	81.2	82.3	86.5	88.6	88.6	91.8	96.0	92.8
1954	91.8	89.7	87.6	85.5	82.3	83.4	87.6	87.6	89.7	91.8	94.9	92.8
1955	90.7	91.8	91.8	91.8	85.5	85.5	87.6	89.7	91.8	93.9	92.8	92.8
1956	89.7	89.7	89.7	87.6	87.6	87.6	87.6	88.6	88.6	91.8	96.0	96.0
1957	96.0	96.0	93.9	93.9	90.7	90.7	90.7	94.9	97.1	101.3	102.4	102.4
1958	101.3	100.3	98.1	97.1	94.9	94.9	100.3	102.4	104.4	104.4	104.4	102.3
1959	103.4	103.4	103.4	99.2	98.1	99.2	103.4	104.5	105.5	108.7	107.6	108.7
1960	108.7	106.6	103.4	99.2	96.0	99.2	103.4	105.5	106.6	107.6	106.6	108.7
1961	104.5	105.6	105.6	100.3	97.1	97.1	101.4	103.5	105.6	105.6	107.7	109.8

See footnotes at end of table.

SEASONAL ADJUSTMENT FACTORS AND INDEXES,
WHOLESALE PRICE INDEX--Continued

BUTTER, GRADE A, NEW YORK--CODE 02-31-11

Year	Jan.	Feb.	Mar.	Apr.	May	June	July	Aug.	Sept.	Oct.	Nov.	Dec.
Seasonal adjustment factors:												
1948	102.4	102.8	99.1	99.4	98.6	98.2	98.9	99.8	100.2	99.2	99.7	101.9
1949	102.6	102.8	99.1	98.9	99.1	98.3	98.6	99.3	99.7	99.1	99.8	102.4
1950	102.7	103.0	99.0	99.1	98.4	97.7	98.5	99.4	99.9	99.6	100.4	102.0
1951	102.4	102.9	99.9	98.8	98.3	97.4	98.0	98.8	100.0	100.5	101.3	101.8
1952	102.2	103.0	99.3	99.1	97.6	97.2	98.0	98.8	100.2	101.3	101.8	102.0
1953	101.6	102.1	99.2	99.2	97.7	97.3	98.0	99.0	100.5	101.5	102.1	102.4
1954	100.7	101.5	99.2	99.7	97.2	97.2	98.1	99.3	101.0	102.2	102.7	101.5
1955	99.9	100.6	99.2	99.4	98.1	97.9	98.2	99.2	101.5	102.0	102.2	101.8
1956	99.7	100.3	98.9	99.0	98.0	98.0	98.3	99.4	101.8	101.8	101.9	102.4
1957	99.3	99.6	99.1	98.8	98.6	98.3	98.3	99.4	102.7	101.5	102.2	102.3
1958	99.0	99.4	99.1	98.8	98.5	98.3	98.3	99.4	102.8	101.5	102.6	102.3
1959	98.9	99.2	99.0	98.7	98.4	98.4	98.5	99.7	103.1	101.4	102.2	102.4
1960	98.8	99.0	99.0	98.6	98.4	98.4	98.4	99.7	102.9	101.6	102.4	102.5
1961	98.7	98.9	99.0	98.9	98.6	98.5	98.6	99.9	102.9	101.8	102.8	101.9

Price indexes (1957-59=100):												
1948	138.7	139.5	131.9	136.3	134.0	132.6	129.7	124.5	117.9	108.0	104.6	107.4
1949	104.6	104.2	102.3	99.2	98.7	97.7	99.2	102.3	103.5	103.6	103.7	104.9
1950	103.8	105.0	100.4	99.1	99.1	99.0	99.9	101.4	104.5	106.1	107.0	109.2
1951	115.2	115.2	111.1	110.3	115.9	113.5	111.5	111.3	112.7	116.8	122.1	129.8
1952	129.4	138.9	123.5	123.7	115.4	115.0	118.8	121.1	120.6	119.3	118.0	111.5
1953	110.3	110.5	110.8	109.5	109.0	108.8	108.8	109.2	111.9	111.5	111.6	110.4
1954	109.2	109.2	108.4	95.9	95.8	95.1	95.8	96.0	97.8	101.0	100.3	100.7
1955	96.4	96.4	96.0	96.0	96.0	95.8	95.8	96.6	98.3	97.2	96.4	97.0
1956	95.2	96.4	96.4	98.1	98.7	98.4	98.4	99.7	101.0	103.3	105.3	101.5
1957	100.1	100.5	100.1	100.1	99.7	99.7	99.7	100.4	103.5	100.4	100.4	101.0
1958	100.1	100.6	99.9	97.3	97.3	97.3	97.3	97.6	101.4	98.7	98.5	104.3
1959	97.3	97.6	97.6	97.6	97.4	97.3	97.6	100.1	106.8	104.7	106.8	103.3
1960	97.4	97.4	97.4	97.8	97.3	97.3	97.3	99.3	102.2	102.2	104.3	103.0
1961	101.4	101.4	101.5	101.4	101.5	101.5	101.5	102.0	101.8	101.8	101.4	101.4

CHEESE, CHEDDARS--CODE 02-31-21

Year	Jan.	Feb.	Mar.	Apr.	May	June	July	Aug.	Sept.	Oct.	Nov.	Dec.
Seasonal adjustment factors:												
1948	104.1	101.5	96.7	96.7	100.0	101.3	97.8	102.0	100.2	98.2	99.2	102.9
1949	104.7	102.1	97.2	96.1	99.6	101.3	97.7	101.6	99.5	98.3	99.2	103.2
1950	104.2	102.2	97.8	96.3	99.2	100.5	97.6	100.9	100.0	99.1	100.1	102.3
1951	103.5	101.8	99.5	96.8	98.6	99.7	97.5	99.6	99.6	100.8	101.2	101.0
1952	102.3	102.7	101.0	96.0	97.3	98.9	98.6	99.7	100.0	101.3	101.3	100.7
1953	101.9	102.0	100.8	96.1	97.6	98.6	98.5	99.7	100.2	101.9	102.0	100.9
1954	100.5	100.7	100.4	97.2	98.4	98.5	99.0	99.9	101.0	102.3	101.8	100.1
1955	100.1	100.1	100.2	97.5	98.9	99.1	99.6	100.4	100.5	102.0	100.9	100.6
1956	100.2	100.2	100.3	97.1	98.8	99.4	99.8	100.3	100.7	102.1	101.0	100.6
1957	100.2	99.9	99.6	98.1	99.3	99.4	99.3	100.0	100.4	101.5	101.0	101.2
1958	100.8	100.5	100.3	97.3	98.3	99.5	98.7	98.9	100.9	102.0	101.4	101.7
1959	101.7	99.9	100.4	97.4	97.7	99.1	98.4	98.7	100.9	102.0	101.9	102.2
1960	102.1	99.9	100.6	97.2	97.3	99.0	98.0	98.3	101.0	102.3	102.2	102.6
1961	102.3	99.4	100.2	97.5	97.4	98.9	97.9	98.3	101.0	102.0	102.1	102.8

Price indexes (1957-59=100):												
1948	129.2	130.1	117.3	120.5	130.3	134.2	144.1	133.8	123.2	109.2	105.9	110.7
1949	104.1	91.3	86.9	89.8	93.0	92.8	86.5	93.4	93.5	93.4	95.1	95.1
1950	93.9	94.9	92.0	90.8	90.7	91.9	91.4	91.9	92.5	95.8	98.2	106.9
1951	121.6	123.6	117.9	108.6	112.8	116.1	110.7	112.1	108.5	111.9	114.4	119.9
1952	117.1	117.8	116.4	114.2	115.9	115.8	117.3	119.9	126.8	125.4	124.9	112.9
1953	112.5	111.8	110.9	107.7	107.7	108.0	108.0	108.4	108.4	112.1	110.8	108.8
1954	108.0	107.6	107.1	94.6	94.0	96.2	97.7	99.7	99.7	99.9	98.8	98.8
1955	97.5	97.2	97.2	97.2	98.9	97.5	97.5	97.5	97.5	98.9	98.3	97.5
1956	97.5	97.5	97.5	99.7	104.0	103.4	103.4	103.4	102.6	103.4	101.6	102.0
1957	102.0	102.0	102.6	102.0	103.6	103.4	103.4	103.4	103.4	103.4	102.0	102.0
1958	102.0	102.0	102.0	95.3	96.4	98.9	98.9	98.9	99.6	102.0	99.7	96.8
1959	96.7	96.8	96.8	96.8	96.0	96.4	95.7	97.5	97.5	97.2	100.9	106.0
1960	106.0	106.0	106.0	98.0	98.0	103.1	100.9	100.9	113.2	118.0	118.0	118.0
1961	118.0	106.6	108.9	108.9	108.2	108.2	108.2	109.6	109.6	110.3	110.3	110.3

See footnotes at end of table.

SEASONAL ADJUSTMENT FACTORS AND INDEXES,
WHOLESALE PRICE INDEX--Continued

CANNED AND FROZEN FRUITS AND VEGETABLES--CODE 02-4

Year	Jan.	Feb.	Mar.	Apr.	May	June	July	Aug.	Sept.	Oct.	Nov.	Dec.
Seasonal adjustment factors:												
1948	100.0	100.5	100.2	99.7	99.5	99.2	99.0	100.2	100.6	100.5	100.6	99.9
1949	100.1	100.6	100.2	99.8	99.6	99.2	99.0	100.0	100.5	100.5	100.7	100.0
1950	100.1	100.4	100.2	99.9	99.6	99.1	99.0	100.0	100.5	100.5	100.7	99.9
1951	100.1	100.4	100.2	99.9	99.6	99.1	99.1	99.8	100.3	100.6	100.8	100.0
1952	100.2	100.3	100.2	99.8	99.6	99.1	99.3	99.9	100.3	100.5	100.7	100.2
1953	100.3	100.1	100.0	99.9	99.7	99.3	99.4	99.6	100.3	100.6	100.6	100.4
1954	100.1	100.0	99.9	99.8	99.7	99.6	99.8	99.7	100.2	100.4	100.5	100.2
1955	100.0	100.1	100.1	99.9	99.8	99.7	100.0	99.6	100.0	100.3	100.3	100.2
1956	100.0	100.0	100.0	100.0	99.9	100.0	100.1	99.7	99.8	100.2	100.3	100.3
1957	99.8	100.0	100.2	100.1	99.8	100.1	100.3	99.6	99.7	100.2	100.3	100.0
1958	99.8	100.0	100.3	100.1	99.9	100.3	100.5	99.5	99.5	100.0	100.2	100.0
1959	99.9	100.0	100.5	100.2	99.7	100.1	100.5	99.5	99.4	100.1	100.1	100.1
1960	100.0	100.0	100.4	100.2	99.7	100.2	100.5	99.4	99.3	100.0	100.2	100.1
1961	100.0	100.1	100.5	100.2	99.7	100.1	100.5	99.3	99.4	100.1	100.1	100.0

Price indexes (1957-59=100):

1948	92.8	93.0	92.5	91.8	91.8	92.1	92.6	94.3	94.7	93.7	94.0	93.7
1949	93.3	93.6	93.6	93.6	94.0	93.3	92.5	92.2	92.1	92.1	91.6	88.2
1950	90.1	91.3	91.3	90.7	90.8	91.1	91.8	94.6	95.2	95.9	94.6	96.0
1951	98.4	99.3	99.2	99.2	98.4	97.1	96.2	96.1	97.4	98.2	98.7	98.7
1952	98.3	97.4	97.5	97.3	96.9	96.2	96.6	97.7	98.5	98.5	98.6	97.6
1953	98.0	98.1	97.7	97.1	96.7	96.4	97.6	97.4	97.4	97.5	97.4	96.6
1954	96.5	95.8	95.8	96.0	97.2	97.4	97.4	97.4	97.6	98.1	98.1	98.6
1955	97.3	97.1	97.4	97.4	96.8	97.2	97.3	97.6	99.3	99.9	100.1	100.3
1956	100.5	101.3	101.0	101.3	101.6	102.0	101.6	99.8	99.3	98.9	98.9	98.2
1957	98.2	98.5	98.5	97.5	96.2	94.7	95.1	94.9	95.3	96.3	96.5	97.3
1958	98.2	98.3	99.3	100.0	100.6	102.6	103.5	104.0	103.6	104.2	105.0	105.1
1959	103.0	102.8	103.4	102.8	102.6	103.3	102.8	100.3	99.4	99.9	98.9	97.3
1960	97.2	97.6	98.4	98.4	98.8	99.4	99.8	99.1	100.1	101.2	101.7	102.4
1961	104.0	104.1	103.7	103.3	101.3	101.1	101.5	99.9	99.8	100.4	100.5	100.4

SUGAR, RAW--CODE 02-51-01

Year	Jan.	Feb.	Mar.	Apr.	May	June	July	Aug.	Sept.	Oct.	Nov.	Dec.
Seasonal adjustment factors:												
1948	98.5	96.5	97.3	97.0	98.1	100.8	102.9	103.3	102.9	102.1	101.0	99.3
1949	98.7	96.7	97.0	96.5	98.9	101.8	102.9	102.9	102.9	101.9	101.1	99.3
1950	98.3	96.5	97.6	96.9	98.8	102.0	102.9	102.4	102.6	102.1	101.1	98.6
1951	97.7	97.0	98.3	97.3	100.0	102.7	102.3	101.6	102.4	102.3	100.4	97.9
1952	97.3	97.2	99.2	98.4	99.9	102.6	102.6	101.5	101.8	101.4	100.6	97.9
1953	97.1	97.7	99.3	99.1	100.1	102.8	102.5	100.8	101.3	101.5	100.5	97.2
1954	97.2	97.9	100.0	100.3	99.8	101.5	102.1	100.8	100.8	101.4	100.3	97.9
1955	98.3	97.9	99.2	99.6	100.3	101.4	102.3	100.4	100.6	100.9	100.0	98.8
1956	99.4	98.2	98.1	99.2	100.4	101.3	102.1	99.9	100.5	100.8	100.5	100.2
1957	99.9	98.1	96.9	98.0	101.0	101.6	101.7	99.7	100.9	101.8	100.3	100.4
1958	99.1	97.9	97.2	98.0	100.7	100.9	102.1	99.6	101.4	101.5	100.8	100.9
1959	99.1	97.8	96.6	97.3	100.9	101.5	102.5	99.4	101.5	101.5	100.8	100.7
1960	98.5	98.1	96.4	97.7	100.9	101.1	102.4	99.6	101.7	101.5	101.0	100.9
1961	98.5	97.9	96.8	97.5	101.1	101.4	102.8	99.6	101.7	101.4	101.2	100.6

Price indexes (1957-59=100):

1948	93.2	88.4	87.0	86.1	81.9	85.7	91.1	92.5	90.7	90.4	91.1	90.5
1949	91.3	90.2	91.1	90.0	92.9	93.9	93.2	94.1	96.1	96.6	94.8	91.8
1950	92.1	89.4	88.8	88.2	91.5	92.6	96.8	100.0	100.2	99.8	99.2	101.1
1951	97.7	95.5	94.5	92.7	101.3	105.7	100.6	96.1	96.8	94.8	95.8	93.1
1952	92.9	94.1	100.2	99.8	98.6	104.9	104.9	102.5	104.1	105.7	102.5	96.1
1953	95.4	98.7	101.8	102.5	101.8	102.5	102.9	102.5	102.2	102.9	97.0	95.4
1954	96.1	97.0	100.2	99.4	97.8	98.6	99.0	97.4	96.1	94.5	99.0	95.4
1955	95.4	95.4	92.6	94.5	95.4	96.1	97.0	96.1	96.1	97.0	94.9	92.9
1956	94.5	94.2	95.8	97.0	97.0	96.6	98.1	97.0	97.7	100.2	100.4	102.7
1957	103.8	97.4	99.3	97.7	101.8	104.9	104.9	98.6	99.3	98.6	97.7	97.7
1958	98.6	99.0	95.0	99.3	100.9	100.9	100.9	99.6	102.0	103.3	101.4	103.8
1959	98.5	96.1	92.9	92.1	100.6	100.9	100.2	101.3	104.1	104.9	102.5	99.3
1960	94.1	96.4	98.0	98.8	98.1	98.1	105.2	102.0	105.6	102.9	104.5	102.7
1961	102.5	101.1	98.8	100.2	103.8	104.0	102.9	96.6	97.2	98.6	99.8	102.5

SEASONAL ADJUSTMENT FACTORS AND INDEXES,
WHOLESALE PRICE INDEX--Continued

ANIMAL FATS AND OILS, EDIBLE--CODE 02-71

Year	Jan.	Feb.	Mar.	Apr.	May	June	July	Aug.	Sept.	Oct.	Nov.	Dec.
Seasonal adjustment factors:												
1948	100.7	93.1	93.9	93.0	97.5	96.6	100.3	110.5	107.9	105.8	100.7	100.4
1949	100.8	94.2	94.6	92.9	97.2	96.5	99.5	110.0	107.8	106.4	99.7	100.7
1950	100.5	95.2	94.7	93.1	97.3	96.8	100.4	109.1	107.1	105.7	100.3	99.7
1951	98.8	96.9	97.8	94.0	98.1	95.2	100.0	109.2	106.8	106.1	97.9	99.2
1952	98.6	97.8	97.5	97.4	98.4	94.2	101.4	107.1	106.3	103.1	99.3	98.9
1953	98.4	97.1	97.5	99.7	98.8	95.7	100.7	102.9	104.6	106.2	100.7	97.5
1954	96.9	97.1	97.3	101.7	101.0	95.9	100.6	102.9	103.9	104.5	100.6	98.0
1955	97.3	97.6	97.9	101.8	100.4	95.8	100.6	102.1	104.2	104.2	99.6	98.6
1956	97.4	98.2	97.5	101.6	100.2	97.5	100.2	102.4	103.4	103.6	100.5	98.0
1957	97.3	98.6	98.5	100.3	100.3	98.9	100.2	100.9	102.5	104.4	100.8	97.7
1958	96.6	98.8	99.7	101.0	100.2	98.2	100.1	103.6	102.0	102.2	100.4	97.5
1959	96.1	100.1	101.7	101.7	98.9	97.1	100.2	103.1	102.1	101.8	101.4	96.2
1960	95.1	99.9	102.4	103.0	99.6	96.8	99.6	103.5	101.1	101.6	101.7	95.8
1961	95.0	100.5	102.6	103.3	99.5	96.4	99.7	102.8	101.4	100.8	101.7	96.0

Price indexes (1957-59=100):

1948	207.7	169.7	166.1	173.4	166.7	168.4	167.0	165.8	167.3	161.8	153.1	136.3
1949	118.2	102.9	102.6	91.7	98.8	95.1	89.7	112.9	106.5	107.2	88.6	87.5
1950	86.9	86.2	87.4	86.9	96.7	94.8	115.0	128.5	123.1	111.7	121.6	136.5
1951	147.9	152.6	149.7	140.9	139.6	136.3	130.8	136.9	138.3	141.5	123.7	126.2
1952	117.0	110.5	100.9	96.7	96.7	95.1	96.1	93.6	89.6	86.6	84.6	75.7
1953	77.3	79.8	89.3	89.6	95.2	90.3	107.4	121.9	158.4	139.4	127.0	137.5
1954	138.7	140.5	141.4	160.9	147.9	133.5	139.4	143.7	142.7	125.3	125.8	114.7
1955	110.4	102.6	100.9	108.1	103.1	102.4	103.5	91.4	94.5	103.4	97.3	87.1
1956	87.7	95.2	93.6	100.7	106.7	98.2	97.2	107.1	107.8	112.0	110.4	125.3
1957	125.0	123.7	116.9	108.7	104.3	107.0	113.0	110.4	116.1	109.8	105.5	104.4
1958	101.6	104.4	109.3	107.2	107.8	108.9	109.9	119.3	110.8	111.8	101.2	90.0
1959	85.9	84.7	84.6	85.9	84.4	80.7	78.2	75.5	79.4	78.9	80.4	74.3
1960	72.2	73.3	78.8	85.4	83.1	84.4	92.1	97.9	89.0	92.0	98.1	92.6
1961	96.4	114.8	113.9	107.1	96.4	84.8	85.4	88.6	88.7	86.0	86.2	84.7

CRUDE VEGETABLE OILS, EDIBLE--CODE 02-72

Year	Jan.	Feb.	Mar.	Apr.	May	June	July	Aug.	Sept.	Oct.	Nov.	Dec.
Seasonal adjustment factors:												
1948	102.2	99.2	96.3	100.0	106.4	94.6	96.8	106.0	102.9	95.1	99.3	100.9
1949	102.2	99.7	97.2	101.0	106.2	94.0	95.4	105.0	102.6	96.0	99.4	101.0
1950	101.9	100.3	98.4	99.7	105.2	95.7	95.9	103.8	101.6	96.2	99.4	101.4
1951	100.9	100.8	102.2	100.8	103.1	97.0	95.5	99.9	101.0	98.4	99.7	100.3
1952	100.0	100.8	103.2	102.0	102.7	99.1	95.7	99.3	98.3	97.7	100.3	101.0
1953	100.0	101.2	102.5	102.1	103.0	101.7	96.5	98.0	96.7	98.3	99.9	100.0
1954	98.9	100.7	103.5	102.8	104.2	103.6	98.4	96.7	95.0	97.4	99.6	99.7
1955	99.5	100.9	103.1	104.5	104.2	103.1	99.2	96.4	94.2	96.7	99.3	99.0
1956	100.0	101.4	102.2	104.2	105.2	102.9	99.9	96.9	93.8	95.6	98.8	99.0
1957	100.9	101.9	101.8	103.0	105.2	103.3	100.4	96.9	94.1	96.0	98.3	98.3
1958	100.8	101.4	101.6	103.5	105.0	102.7	100.6	98.0	94.5	95.7	98.5	97.7
1959	100.6	101.6	101.3	103.5	104.1	102.4	100.9	99.8	96.0	95.5	97.4	97.0
1960	100.0	101.3	101.3	104.0	104.7	102.4	100.3	100.3	96.3	95.9	97.3	96.3
1961	99.6	101.4	101.7	104.0	104.3	102.6	100.7	100.6	96.4	95.6	96.6	96.3

Price indexes (1957-59=100):

1948	229.7	176.7	190.3	224.5	253.5	260.5	207.4	196.0	191.1	162.7	166.3	146.8
1949	124.8	109.1	96.3	92.9	96.0	85.1	91.1	120.8	101.0	88.4	83.4	88.1
1950	95.1	100.0	111.6	114.3	120.1	113.9	120.5	135.2	140.4	139.4	158.9	171.8
1951	187.4	192.8	186.6	185.2	173.5	139.4	122.6	129.7	122.1	119.8	115.1	110.1
1952	101.0	97.3	93.6	83.0	93.3	102.0	101.3	104.2	106.2	107.2	112.1	119.3
1953	118.1	118.3	126.8	126.5	118.3	114.8	105.9	105.5	110.2	117.6	119.5	111.2
1954	107.4	109.4	113.9	121.0	120.5	122.5	121.1	123.3	115.8	109.1	109.2	110.1
1955	108.7	109.2	106.5	106.9	112.2	115.6	108.0	101.8	95.3	96.5	96.0	96.6
1956	102.8	112.4	124.3	129.5	131.9	118.8	109.2	101.2	99.7	110.6	118.1	120.8
1957	123.8	120.3	113.4	109.7	105.5	107.0	109.6	104.5	102.8	103.2	109.4	112.6
1958	113.6	111.4	106.7	107.5	107.2	98.6	95.6	95.0	92.8	94.1	96.5	90.8
1959	90.4	89.9	90.1	91.6	96.8	98.8	96.1	93.3	87.2	81.7	76.8	75.5
1960	77.2	76.0	75.8	79.7	81.7	84.4	84.4	86.6	81.7	83.7	89.1	87.9
1961	95.8	106.0	111.9	116.4	112.2	103.8	100.0	100.5	97.6	96.0	95.0	96.0

SEASONAL ADJUSTMENT FACTORS AND INDEXES,
WHOLESALE PRICE INDEX--Continued

REFINED VEGETABLE OILS, EDIBLE--CODE 02-73

Year	Jan.	Feb.	Mar.	Apr.	May	June	July	Aug.	Sept.	Oct.	Nov.	Dec.
Seasonal adjustment factors:												
1948	103.1	96.8	96.4	100.9	105.8	96.3	99.0	104.0	103.0	96.4	98.5	100.2
1949	102.8	97.5	97.4	101.8	105.6	95.7	98.0	102.8	102.6	96.8	98.8	100.2
1950	102.3	98.9	98.2	101.4	103.9	96.9	99.0	102.5	101.5	96.4	98.7	100.1
1951	101.9	100.3	101.3	101.9	101.5	98.4	99.6	99.5	100.1	97.0	99.1	99.6
1952	101.6	99.7	102.5	102.8	101.3	100.0	100.3	99.4	97.2	96.7	99.0	100.0
1953	102.1	100.1	101.9	102.5	101.4	102.2	101.1	98.2	95.3	97.6	98.8	99.4
1954	101.3	100.1	102.5	102.4	102.1	103.8	101.3	97.9	94.6	97.3	98.5	98.6
1955	101.5	99.9	103.8	102.5	102.4	102.8	100.4	97.2	94.0	97.9	98.4	98.7
1956	100.4	101.4	103.5	102.7	102.5	102.5	99.5	98.1	94.7	97.5	98.0	99.2
1957	100.5	102.2	103.5	101.7	102.4	102.0	99.8	97.8	94.8	97.4	98.3	99.2
1958	100.8	101.7	103.7	102.2	102.6	101.0	99.0	98.2	95.3	97.4	98.7	99.6
1959	101.0	101.7	103.2	102.0	101.8	100.1	99.3	98.0	95.5	98.3	98.9	99.7
1960	100.9	101.3	102.5	102.5	102.7	100.3	98.9	97.9	95.8	98.5	99.4	99.6
1961	101.0	101.4	102.8	102.4	102.6	100.1	99.1	97.6	95.7	99.1	99.5	99.1

Price indexes (1957-59=100):

1948	203.7	166.8	170.8	196.7	230.0	227.9	191.4	159.8	169.7	154.9	148.8	137.4
1949	123.2	108.0	93.5	92.0	91.5	86.3	88.6	110.2	100.5	88.5	84.5	86.2
1950	89.1	93.4	101.0	103.1	106.4	103.1	110.6	123.3	130.1	125.2	141.4	152.3
1951	163.9	167.7	169.4	169.3	156.7	130.2	121.1	118.8	115.2	113.9	113.9	110.2
1952	105.0	105.7	97.0	93.5	92.1	101.9	106.4	105.0	100.5	99.3	102.5	106.1
1953	117.8	107.0	122.1	122.1	122.1	122.1	119.4	108.5	105.3	112.2	115.5	113.6
1954	111.3	106.8	111.9	117.1	116.9	121.1	121.1	120.6	117.1	116.9	112.0	112.8
1955	113.1	112.8	108.5	108.8	112.0	118.0	114.6	108.5	102.1	104.1	103.1	102.8
1956	106.2	113.1	123.0	123.3	125.3	115.5	103.3	103.3	101.0	107.4	113.9	113.1
1957	120.1	120.1	119.7	107.3	100.1	100.2	102.4	101.2	98.7	104.8	104.8	108.5
1958	108.5	108.5	108.5	108.5	108.5	107.1	103.3	103.3	98.7	97.0	97.6	97.6
1959	91.5	90.7	96.7	90.7	94.7	94.7	94.7	88.5	84.9	82.6	80.5	80.3
1960	83.9	83.4	85.1	86.8	87.2	86.2	84.9	86.9	84.5	87.8	91.5	93.7
1961	98.6	103.3	107.9	110.0	109.9	104.1	103.6	104.5	107.3	118.9	118.9	113.1

VEGETABLE OIL END PRODUCTS--CODE 02-74

Year	Jan.	Feb.	Mar.	Apr.	May	June	July	Aug.	Sept.	Oct.	Nov.	Dec.
Seasonal adjustment factors:												
1948	101.6	99.3	100.6	98.8	100.2	99.0	99.4	100.6	101.4	99.9	99.2	100.5
1949	101.6	99.6	100.5	99.1	100.4	99.1	98.6	100.1	101.1	99.8	99.3	100.6
1950	101.6	99.6	100.7	99.6	100.1	99.5	98.9	100.1	100.9	99.8	99.3	100.5
1951	101.1	100.0	100.6	100.6	100.2	99.8	98.3	100.1	100.2	99.2	99.7	100.4
1952	100.9	99.3	100.6	100.9	101.1	100.5	99.2	100.0	99.7	98.5	99.3	100.5
1953	101.1	99.8	100.2	100.6	100.9	101.2	100.0	99.4	99.1	98.8	99.3	99.8
1954	100.3	99.2	100.3	100.4	101.9	101.5	100.7	99.8	98.8	98.3	98.8	99.6
1955	100.0	99.7	100.5	100.2	102.3	101.4	100.7	99.9	98.6	98.1	98.7	99.6
1956	99.9	99.9	100.7	100.3	102.3	101.4	100.6	99.8	99.2	98.7	98.6	99.2
1957	99.9	100.4	100.7	100.2	101.7	101.1	100.5	99.6	99.0	99.0	98.9	99.1
1958	99.8	100.2	100.8	100.3	101.5	100.8	100.0	99.6	99.3	99.1	99.1	99.4
1959	99.7	100.2	100.9	100.5	100.6	100.6	100.1	99.4	99.6	99.7	99.4	99.2
1960	99.6	100.0	100.9	100.6	100.8	100.6	100.1	99.3	99.7	99.8	99.5	99.2
1961	99.5	99.9	100.9	100.7	100.7	100.7	100.1	99.3	99.6	99.8	99.4	99.3

Price indexes (1957-59=100):

1948	146.7	141.2	135.0	139.6	147.8	151.1	145.3	136.2	132.3	127.5	121.3	119.4
1949	114.7	107.2	101.5	96.0	93.7	93.7	93.1	97.5	99.7	96.8	92.8	89.4
1950	87.4	88.4	92.9	95.6	98.1	97.8	99.7	107.1	108.9	108.1	114.4	122.8
1951	130.2	132.8	132.9	132.7	129.6	123.6	113.1	110.8	110.2	109.1	107.6	107.3
1952	104.9	99.1	98.1	96.1	92.8	96.5	97.5	97.8	99.8	100.9	100.2	100.9
1953	103.1	102.9	104.1	105.0	106.8	104.5	103.8	103.0	99.4	99.2	104.0	104.2
1954	103.5	100.5	102.8	104.2	107.7	107.8	107.8	107.8	107.8	104.4	102.6	103.1
1955	103.0	103.3	101.4	101.4	101.5	103.4	103.5	100.4	98.9	98.4	96.1	95.6
1956	97.2	99.3	104.7	105.9	114.0	109.2	105.9	105.5	102.9	103.4	106.5	110.4
1957	110.7	111.4	110.2	106.3	105.2	104.9	104.1	103.9	103.9	104.6	104.6	105.6
1958	106.7	106.6	106.0	105.1	105.2	102.8	102.0	100.8	100.4	99.3	98.1	94.9
1959	94.9	92.6	91.3	91.3	91.3	92.1	92.5	91.5	91.6	90.9	88.8	87.8
1960	87.9	87.9	88.3	88.3	88.3	89.8	89.8	90.5	92.3	92.9	94.0	95.6
1961	96.2	99.3	104.2	105.0	106.1	104.7	103.5	101.8	101.7	102.9	103.4	103.4

SEASONAL ADJUSTMENT FACTORS AND INDEXES,
WHOLESALE PRICE INDEX--Continued

TEXTILE PRODUCTS AND APPAREL--CODE 03

Year	Jan.	Feb.	Mar.	Apr.	May	June	July	Aug.	Sept.	Oct.	Nov.	Dec.
Seasonal adjustment factors:												
1948	101.3	101.3	100.7	99.6	98.9	98.3	98.9	99.6	100.0	100.5	100.5	100.8
1949	101.3	101.2	100.7	99.6	99.0	98.4	99.0	99.5	99.8	100.5	100.4	100.7
1950	101.3	101.2	100.6	99.6	99.0	98.5	99.0	99.5	99.9	100.4	100.3	100.6
1951	101.2	101.0	100.4	99.8	99.2	98.8	99.2	99.6	99.8	100.3	100.1	100.5
1952	101.1	100.8	100.2	99.7	99.4	99.1	99.4	99.8	99.9	100.3	100.0	100.3
1953	100.8	100.6	100.0	99.7	99.7	99.5	99.7	99.8	99.8	100.1	100.1	100.1
1954	100.6	100.5	100.0	99.7	99.7	99.7	99.8	100.0	100.0	100.1	100.0	100.1
1955	100.4	100.3	100.0	99.7	99.8	99.8	99.9	100.0	100.0	100.1	100.0	100.1
1956	100.3	100.1	100.1	99.7	99.8	99.8	99.9	100.0	100.1	100.1	100.1	100.2
1957	100.1	100.1	100.0	99.8	99.8	99.8	99.9	100.0	100.1	100.1	100.1	100.2
1958	100.1	100.1	100.0	99.7	99.8	99.9	100.0	100.0	100.1	100.1	100.1	100.2
1959	100.1	100.1	99.9	99.8	99.8	99.8	100.0	100.1	100.1	100.1	100.1	100.2
1960	100.1	100.0	99.9	99.8	99.8	99.8	100.0	100.1	100.1	100.1	100.1	100.2
1961	100.1	100.1	99.9	99.8	99.8	99.8	100.0	100.1	100.1	100.1	100.1	100.2

Price indexes (1957-59=100):

1948	111.0	111.7	111.4	110.4	110.8	110.2	110.5	110.5	110.2	109.6	108.8	108.7
1949	106.5	105.4	103.9	102.0	99.8	99.0	98.7	98.7	98.9	99.2	99.4	99.6
1950	99.6	99.7	99.4	98.3	98.1	98.6	101.6	106.1	110.2	113.5	115.3	117.7
1951	121.1	122.2	122.5	122.0	121.3	119.3	117.9	114.6	111.9	109.8	109.8	109.9
1952	109.1	107.9	106.3	105.6	104.9	104.6	104.5	104.7	105.1	104.8	104.2	103.8
1953	104.4	104.1	103.0	102.9	103.1	102.9	103.0	103.0	102.4	102.0	101.6	101.2
1954	101.5	100.7	100.4	100.1	100.2	100.3	100.5	100.7	100.7	100.8	100.6	100.6
1955	100.6	100.6	100.7	100.4	100.4	100.6	100.7	100.7	100.8	100.8	101.0	101.0
1956	101.1	101.4	101.3	100.5	100.3	100.3	100.3	100.2	100.2	100.7	100.8	101.0
1957	101.2	101.1	100.8	100.7	100.8	100.9	100.8	100.8	100.8	100.5	100.4	100.3
1958	100.0	99.4	99.3	99.0	98.8	98.6	98.6	98.6	98.6	98.5	98.4	98.6
1959	98.6	99.0	99.2	99.4	99.8	100.3	100.7	101.1	101.3	101.3	101.7	102.2
1960	102.1	102.0	101.7	101.7	101.7	101.7	101.7	101.5	101.3	101.2	100.8	100.6
1961	100.2	100.1	99.7	99.4	99.3	99.0	99.2	99.5	99.7	100.1	100.2	100.3

COTTON PRODUCTS--CODE 03-1

Year	Jan.	Feb.	Mar.	Apr.	May	June	July	Aug.	Sept.	Oct.	Nov.	Dec.
Seasonal adjustment factors:												
1948	101.9	101.7	100.5	99.6	98.5	98.3	97.5	99.2	100.2	100.0	100.7	101.6
1949	101.8	101.6	100.4	99.6	98.6	98.6	97.5	99.0	100.2	99.7	100.8	101.7
1950	101.9	101.5	100.3	99.6	98.6	98.4	97.6	99.1	100.4	99.9	100.8	101.6
1951	101.6	101.3	100.1	99.5	98.8	98.7	98.0	99.3	100.5	100.0	100.8	101.4
1952	101.5	100.9	99.9	99.5	98.9	98.7	98.4	99.6	100.5	100.1	100.7	101.2
1953	101.2	100.5	99.7	99.4	99.3	99.1	99.1	99.7	100.4	100.0	100.6	101.0
1954	101.0	100.5	99.8	99.5	99.2	99.0	99.4	99.9	100.2	100.6	100.6	100.7
1955	100.6	100.4	99.8	99.5	99.4	99.5	99.7	99.9	100.0	100.3	100.4	100.6
1956	100.6	100.3	100.1	99.8	99.6	99.5	99.6	99.8	99.8	100.2	100.4	100.6
1957	100.4	100.4	100.2	99.8	99.7	99.7	99.7	99.7	99.8	100.0	100.2	100.5
1958	100.5	100.4	100.2	99.8	99.7	99.7	99.8	99.8	99.7	100.0	100.1	100.5
1959	100.5	100.3	100.2	99.8	99.8	99.7	99.8	99.8	99.9	99.9	100.0	100.3
1960	100.5	100.3	100.3	99.8	99.8	99.7	99.8	99.9	99.9	100.0	99.9	100.2
1961	100.4	100.3	100.3	99.8	99.8	99.7	99.8	99.9	99.9	100.0	100.0	100.2

Price indexes (1957-59=100):

1948	121.7	122.0	120.5	119.9	119.6	118.3	116.8	116.0	113.6	110.7	109.4	109.2
1949	107.6	106.4	104.4	102.9	100.9	99.8	98.4	98.6	100.1	100.3	101.0	101.4
1950	102.1	102.4	101.4	100.2	99.4	99.8	104.5	113.2	119.4	123.4	127.0	130.6
1951	131.8	132.1	131.8	131.7	130.6	128.6	125.2	118.5	113.6	111.7	113.4	114.5
1952	113.9	111.9	110.4	109.3	107.7	105.7	106.5	108.2	109.6	109.9	109.1	108.3
1953	107.5	106.5	103.2	103.0	103.4	103.5	104.3	104.3	103.9	102.4	101.5	100.7
1954	100.2	98.4	98.1	98.1	97.9	98.0	98.5	98.8	98.9	99.6	99.6	99.6
1955	100.0	100.4	100.6	100.2	100.1	100.4	100.9	101.6	102.5	102.9	103.3	103.9
1956	104.0	104.5	104.3	103.9	103.2	102.7	102.3	101.9	101.4	102.7	102.9	102.7
1957	102.3	101.9	101.0	100.6	100.5	100.4	100.3	100.0	99.8	99.6	99.5	100.0
1958	100.0	99.0	98.6	98.1	97.9	97.1	96.9	97.2	97.4	97.3	97.5	98.2
1959	98.3	99.3	100.0	100.1	100.6	101.5	101.9	102.1	102.6	103.1	104.2	105.3
1960	106.3	106.2	106.0	105.3	105.1	105.1	105.0	104.5	103.5	102.9	101.6	101.1
1961	100.6	100.0	100.0	99.6	99.6	99.2	99.4	100.2	100.9	101.5	101.7	101.9

SEASONAL ADJUSTMENT FACTORS AND INDEXES,
WHOLESALE PRICE INDEX--Continued

FINISHED COTTON BROADWOVEN FABRICS, EXCEPT MILL FINISHED--CODE 03-12-1

Year	Jan.	Feb.	Mar.	Apr.	May	June	July	Aug.	Sept.	Oct.	Nov.	Dec.
Seasonal adjustment factors:												
1948	101.3	101.0	100.3	100.0	98.9	98.0	98.3	99.9	100.5	100.5	100.8	100.4
1949	101.2	100.8	100.3	100.1	99.0	98.2	98.3	99.8	100.4	100.3	100.7	100.4
1950	101.2	100.9	100.4	100.0	98.9	98.2	98.4	99.9	100.5	100.4	100.6	100.3
1951	100.8	100.7	100.5	100.1	99.0	98.5	98.7	100.0	100.6	100.5	100.3	100.2
1952	100.9	100.6	100.2	99.7	99.1	98.8	99.1	100.2	100.7	100.6	100.3	100.1
1953	100.7	100.3	99.8	99.6	99.3	99.4	99.5	100.2	100.7	100.3	100.2	100.0
1954	100.5	100.3	99.7	99.6	99.4	99.4	99.7	100.3	100.7	100.6	100.1	100.1
1955	100.3	100.1	99.6	99.6	99.7	99.7	99.8	100.2	100.5	100.5	100.0	100.1
1956	100.3	100.1	99.8	99.7	99.8	99.7	99.8	100.1	100.2	100.4	100.0	100.2
1957	100.2	100.3	100.0	99.8	99.8	99.8	99.8	100.0	100.0	100.1	99.7	100.3
1958	100.4	100.3	100.1	99.8	99.8	99.8	99.8	99.9	99.9	99.9	99.7	100.3
1959	100.4	100.4	100.2	99.9	99.8	99.9	99.9	99.8	99.9	99.7	99.8	100.3
1960	100.4	100.4	100.3	99.9	99.7	99.9	99.9	99.8	99.9	99.6	99.8	100.3
1961	100.4	100.4	100.3	99.9	99.7	99.9	99.9	99.8	99.9	99.6	99.9	100.3

Price indexes (1957-59=100):

1948	148.6	147.4	143.6	143.2	141.7	139.2	137.3	135.6	132.2	127.2	126.3	125.0
1949	120.9	119.4	118.5	118.7	115.5	114.2	112.8	113.8	115.4	116.3	116.7	116.8
1950	116.8	116.8	116.5	113.9	113.2	113.2	117.8	125.7	133.5	135.1	136.0	137.4
1951	139.5	138.4	138.2	137.9	134.8	131.6	129.1	122.6	119.4	114.6	113.6	112.8
1952	113.2	113.2	111.7	110.7	109.3	108.8	110.2	112.0	113.0	113.4	112.5	112.5
1953	112.6	112.6	112.1	111.7	111.7	112.8	112.9	113.0	112.6	110.4	108.4	106.0
1954	105.4	102.7	101.1	100.7	100.6	100.7	100.6	100.8	101.1	101.4	101.5	101.6
1955	101.9	102.8	102.7	102.7	102.8	103.1	103.3	104.2	104.6	104.7	104.7	105.1
1956	105.3	105.4	104.9	104.6	104.2	103.2	102.8	102.7	102.5	102.9	101.9	101.9
1957	101.6	100.7	100.2	100.2	100.1	99.9	100.2	99.9	100.2	100.2	99.3	99.4
1958	99.4	99.4	99.4	98.8	98.6	98.5	98.3	98.3	98.0	97.9	97.7	98.1
1959	98.1	99.2	99.8	99.9	100.2	101.2	101.4	101.5	101.9	102.3	103.6	106.4
1960	107.3	106.8	106.2	105.0	104.7	104.5	103.8	103.4	102.7	101.5	101.0	100.2
1961	99.9	99.6	99.3	99.0	98.6	98.5	98.9	99.2	99.6	99.7	100.1	99.9

COTTON BROADWOVEN GREY FABRICS--CODE 03-12-2

Year	Jan.	Feb.	Mar.	Apr.	May	June	July	Aug.	Sept.	Oct.	Nov.	Dec.
Seasonal adjustment factors:												
1948	102.4	102.2	100.9	99.4	98.1	98.1	97.4	99.1	100.3	99.9	100.6	101.7
1949	102.2	102.0	100.8	99.5	98.3	98.5	97.4	98.8	100.3	99.5	100.7	101.9
1950	102.3	101.9	100.7	99.5	98.4	98.3	97.5	98.9	100.4	99.7	100.7	101.8
1951	101.9	101.7	100.3	99.6	98.6	98.7	97.7	98.9	100.4	99.8	100.8	101.6
1952	101.6	101.3	100.2	99.6	98.7	98.8	98.2	99.3	100.4	100.1	100.7	101.3
1953	101.3	100.8	99.9	99.6	99.3	99.1	98.8	99.2	100.1	100.0	100.6	101.1
1954	101.1	100.8	99.9	99.7	99.2	98.9	99.2	99.5	99.9	100.6	100.6	100.7
1955	100.7	100.8	100.0	99.6	99.4	99.5	99.5	99.5	99.6	100.3	100.5	100.7
1956	100.7	100.5	100.2	99.8	99.5	99.5	99.5	99.6	99.6	100.2	100.4	100.7
1957	100.6	100.6	100.2	99.8	99.7	99.7	99.7	99.6	99.6	99.8	100.2	100.7
1958	100.7	100.6	100.2	99.7	99.7	99.8	99.8	99.7	99.5	99.9	100.0	100.6
1959	100.6	100.5	100.2	99.7	99.7	99.9	99.8	99.9	99.7	99.8	99.9	100.5
1960	100.7	100.5	100.2	99.7	99.7	99.9	99.8	100.0	99.8	99.9	99.8	100.4
1961	100.6	100.5	100.2	99.7	99.7	99.9	99.9	100.0	99.7	100.0	99.8	100.4

Price indexes (1957-59=100):

1948	127.3	127.0	124.4	121.7	120.2	118.0	116.8	115.6	112.5	109.1	107.2	107.0
1949	106.3	105.0	103.2	101.7	99.8	98.9	97.0	97.3	99.2	99.8	100.9	101.9
1950	102.6	103.2	102.5	100.9	99.9	100.7	107.1	116.6	123.8	127.5	131.0	134.4
1951	135.5	136.1	136.1	135.5	134.2	132.0	127.9	119.1	113.6	112.1	114.6	116.3
1952	115.7	113.6	111.5	110.5	108.8	106.5	107.5	108.9	110.4	110.8	109.9	109.1
1953	108.2	107.9	104.7	104.3	104.6	104.9	104.7	104.9	104.4	103.5	102.3	101.5
1954	100.7	99.5	99.1	98.7	98.2	98.3	98.7	99.1	99.1	100.6	100.6	100.5
1955	100.9	101.0	101.3	101.0	100.7	101.0	101.5	102.2	103.1	103.3	104.2	105.0
1956	105.2	106.0	105.3	104.7	104.2	103.7	103.3	102.5	102.0	103.5	103.5	103.4
1957	102.8	102.4	101.3	100.9	100.7	100.5	100.1	99.5	99.1	99.0	98.9	99.2
1958	99.2	98.1	97.8	97.0	96.7	96.0	95.8	96.2	96.3	96.3	96.8	98.0
1959	98.2	99.6	100.2	100.5	101.4	102.6	103.1	103.5	103.8	104.4	106.2	107.9
1960	109.6	109.5	108.7	107.4	107.2	107.7	107.5	106.9	105.2	104.3	101.8	101.3
1961	100.1	99.4	99.1	98.8	98.9	98.9	99.0	100.1	100.6	101.7	101.8	102.1

SEASONAL ADJUSTMENT FACTORS AND INDEXES,
WHOLESALE PRICE INDEX--Continued

COTTON HOUSEFURNISHINGS--CODE 03-15

Year	Jan.	Feb.	Mar.	Apr.	May	June	July	Aug.	Sept.	Oct.	Nov.	Dec.
Seasonal adjustment factors:												
1948	101.7	101.2	99.9	99.5	98.6	98.1	98.1	99.7	100.0	100.6	101.3	101.6
1949	101.5	101.1	99.7	99.4	98.6	98.3	98.5	99.8	99.8	100.4	101.2	101.7
1950	101.5	100.9	99.8	99.4	98.7	98.1	98.4	99.9	100.0	100.5	101.1	101.6
1951	101.5	100.8	99.5	98.9	98.8	98.2	99.0	100.2	100.3	100.2	101.0	101.5
1952	101.5	100.3	99.3	98.8	98.9	98.2	99.4	100.5	100.4	100.3	100.9	101.3
1953	101.3	100.0	99.3	98.6	99.0	98.7	100.0	100.4	100.5	100.2	100.5	101.0
1954	101.1	99.9	99.4	98.8	99.3	98.8	99.8	100.4	100.6	100.5	100.6	100.7
1955	100.8	99.9	99.4	98.9	99.3	99.3	100.2	100.3	100.3	100.3	100.5	100.6
1956	100.7	99.6	99.5	99.5	99.7	99.5	99.9	100.1	100.2	100.5	100.5	100.4
1957	100.4	99.8	99.8	99.6	99.7	99.7	99.8	100.0	100.1	100.3	100.4	100.3
1958	100.4	99.8	99.8	99.9	99.9	99.7	99.8	99.8	100.0	100.3	100.3	100.3
1959	100.4	99.8	99.9	99.9	99.9	99.7	99.7	99.9	100.1	100.3	100.2	100.2
1960	100.4	99.8	100.0	99.9	99.9	99.7	99.7	99.8	100.2	100.4	100.2	100.1
1961	100.3	100.0	100.0	99.9	99.8	99.8	99.7	99.9	100.1	100.4	100.2	100.1

Price indexes (1957-59=100):

1948	110.6	111.4	111.6	111.9	111.8	111.8	111.3	111.3	111.1	110.8	110.7	110.7
1949	109.7	108.1	105.5	104.5	102.2	100.7	99.5	100.0	100.4	100.5	100.7	101.0
1950	101.0	101.0	99.1	99.0	98.7	99.3	102.1	109.2	112.4	116.8	120.2	120.8
1951	121.4	121.9	121.4	121.4	121.4	121.5	120.4	116.5	111.6	109.2	109.4	110.7
1952	109.9	108.2	108.1	107.2	105.8	102.9	103.1	105.6	107.0	107.0	106.5	106.5
1953	106.2	103.9	97.7	98.0	100.6	100.5	103.8	103.8	103.8	101.9	101.9	101.7
1954	101.6	98.0	97.7	99.1	99.1	99.1	100.5	100.5	100.5	100.8	100.8	100.8
1955	100.9	100.8	100.8	99.5	99.6	100.0	100.0	100.6	100.8	100.5	100.5	100.6
1956	100.7	101.2	101.2	101.1	101.2	101.2	101.2	101.2	101.2	102.4	102.9	102.9
1957	102.9	102.5	102.5	102.5	102.5	102.5	102.5	102.5	101.7	101.7	101.7	101.7
1958	101.7	99.1	98.9	98.9	98.9	96.8	96.8	96.8	97.9	97.8	97.8	97.9
1959	97.9	98.0	98.3	98.6	98.7	99.9	100.0	100.0	100.5	100.6	100.6	100.3
1960	101.0	101.3	101.5	102.2	102.2	102.2	102.2	102.2	102.2	102.2	102.2	102.2
1961	102.2	102.1	102.2	101.2	101.2	101.3	101.3	102.3	103.2	104.3	104.3	104.5

WOOL PRODUCTS--CODE 03-2

Year	Jan.	Feb.	Mar.	Apr.	May	June	July	Aug.	Sept.	Oct.	Nov.	Dec.
Seasonal adjustment factors:												
1948	101.3	101.6	101.6	100.9	100.8	100.2	99.1	98.9	98.3	98.8	98.0	100.2
1949	101.3	101.7	101.8	101.1	101.0	100.0	99.0	99.0	98.0	98.7	98.1	100.3
1950	101.4	101.6	101.6	100.8	100.9	100.1	99.2	99.1	98.0	98.8	98.2	100.3
1951	101.4	101.3	101.4	100.7	101.0	100.1	99.4	99.3	98.0	98.9	98.5	100.4
1952	101.2	100.7	101.0	100.3	100.7	100.2	99.7	99.7	98.5	99.4	98.6	100.2
1953	100.9	100.3	100.6	100.1	100.7	100.2	100.1	99.9	98.9	99.4	99.2	100.1
1954	100.5	99.9	100.0	99.6	100.4	100.5	100.4	100.1	99.5	99.7	99.4	100.0
1955	100.2	99.7	99.7	99.8	100.3	100.5	100.4	100.3	100.0	99.7	99.6	99.9
1956	100.0	99.6	99.5	99.7	100.1	100.5	100.5	100.5	100.3	99.9	99.6	99.8
1957	99.9	99.7	99.3	99.6	100.1	100.5	100.6	100.6	100.4	99.8	99.7	99.8
1958	99.9	99.6	99.3	99.6	100.0	100.5	100.6	100.7	100.5	99.9	99.8	99.8
1959	99.8	99.5	99.2	99.6	100.0	100.4	100.5	100.8	100.7	100.0	99.9	99.8
1960	99.6	99.4	99.2	99.6	100.0	100.4	100.5	100.8	100.7	100.1	99.9	99.8
1961	99.6	99.4	99.1	99.6	100.1	100.4	100.5	100.7	100.7	100.1	99.9	99.8

Price indexes (1957-59=100):

1948	94.0	95.8	97.1	97.7	99.8	101.1	101.8	102.9	103.7	103.8	103.0	104.2
1949	104.9	104.7	104.3	103.8	103.1	102.2	100.7	99.4	98.0	96.6	96.6	97.4
1950	97.7	97.9	98.1	98.1	98.9	101.3	103.3	108.1	118.3	122.5	125.7	133.0
1951	147.9	154.0	158.4	158.2	155.6	145.9	139.9	134.6	124.8	116.2	117.3	115.7
1952	113.5	110.0	107.5	105.0	107.4	108.5	109.5	109.0	108.1	108.9	108.3	108.3
1953	108.7	107.2	107.6	107.0	107.7	107.3	107.4	107.5	106.9	107.3	107.2	107.8
1954	106.8	104.8	105.1	105.0	105.3	105.9	105.6	106.1	105.4	104.3	102.5	102.6
1955	102.5	102.2	102.0	101.9	102.0	101.5	101.0	99.9	99.1	98.9	98.9	98.9
1956	98.7	98.8	98.2	98.6	99.0	99.0	99.2	99.4	99.9	100.8	102.0	103.6
1957	104.9	105.3	104.8	105.7	106.7	107.2	107.0	106.9	106.1	104.2	103.3	101.8
1958	101.1	99.8	98.9	97.7	96.7	97.4	96.7	96.6	95.8	94.6	94.2	93.8
1959	93.6	93.9	94.0	95.6	97.2	98.3	99.3	100.3	100.7	100.1	99.7	100.2
1960	100.0	99.3	98.9	98.8	98.5	98.2	97.9	97.6	97.3	97.2	97.4	96.9
1961	96.3	96.1	95.7	96.3	97.0	97.1	97.3	97.8	98.2	97.7	97.7	97.7

SEASONAL ADJUSTMENT FACTORS AND INDEXES,
WHOLESALE PRICE INDEX--Continued

WOOL BROADWOVEN FABRICS--CODE 03-24

Year	Jan.	Feb.	Mar.	Apr.	May	June	July	Aug.	Sept.	Oct.	Nov.	Dec.
Seasonal adjustment factors:												
1948	100.7	101.0	101.0	100.5	100.3	100.5	99.8	99.5	99.6	99.5	98.7	99.5
1949	100.9	101.1	100.8	100.2	100.2	100.6	100.0	99.6	99.4	99.3	98.3	99.3
1950	100.9	101.2	100.8	100.1	100.1	100.5	100.0	99.8	99.4	99.3	98.5	99.3
1951	100.9	101.0	100.6	99.9	100.0	100.6	100.3	100.0	99.5	99.3	98.6	99.3
1952	100.7	100.6	100.4	99.8	100.0	100.4	100.3	100.2	99.8	99.5	98.7	99.3
1953	100.7	100.3	100.1	99.6	100.0	100.4	100.4	100.4	99.7	99.6	99.3	99.8
1954	100.2	99.8	100.0	99.8	100.1	100.2	100.2	100.2	99.9	99.8	99.8	100.0
1955	100.1	99.6	99.7	99.9	100.2	100.2	100.1	100.1	100.1	100.0	99.9	100.1
1956	100.1	99.5	99.6	99.9	100.1	100.3	100.0	100.0	100.1	100.1	100.0	100.1
1957	99.9	99.7	99.7	99.8	100.1	100.3	100.1	100.0	100.1	100.1	100.0	100.1
1958	99.9	99.8	99.7	99.8	100.0	100.3	100.0	99.9	100.1	100.1	100.1	100.1
1959	99.9	99.9	99.7	99.8	100.0	100.2	100.0	99.9	100.2	100.1	100.0	100.2
1960	99.8	99.9	99.7	99.8	100.0	100.2	99.9	99.9	100.2	100.1	100.0	100.2
1961	99.8	100.0	99.7	99.7	100.0	100.1	100.0	99.8	100.2	100.2	100.1	100.2

Price indexes (1957-59=100):

1948	92.4	94.6	96.3	96.6	97.3	97.7	98.0	99.3	100.4	101.0	101.1	101.7
1949	102.5	102.0	101.7	101.3	101.3	101.3	99.9	98.2	96.7	96.7	96.7	96.7
1950	96.3	96.3	96.2	96.2	96.4	98.2	99.5	102.8	109.1	113.0	114.7	120.8
1951	131.2	135.1	135.3	135.1	136.8	138.2	136.5	132.2	125.0	111.8	114.5	113.3
1952	112.7	111.2	109.7	107.2	106.2	106.2	106.0	106.0	104.8	104.7	104.8	104.4
1953	104.5	104.1	104.2	103.8	103.9	103.8	103.8	103.7	103.7	103.7	103.7	103.7
1954	103.7	101.4	101.5	101.5	101.8	101.9	101.9	102.0	102.0	101.4	101.2	101.1
1955	101.1	100.4	100.4	100.4	100.8	100.8	100.8	100.6	100.6	100.6	100.6	100.5
1956	99.8	99.8	99.8	99.8	99.9	99.9	99.5	99.6	99.6	100.0	100.2	101.4
1957	101.6	101.8	101.8	102.7	103.2	103.9	104.0	103.9	104.3	104.3	104.0	103.4
1958	103.2	101.5	101.5	101.0	100.3	99.9	98.0	97.4	96.6	96.0	95.4	95.5
1959	95.2	96.1	96.0	96.2	97.1	97.8	98.5	98.8	99.7	99.8	99.8	99.9
1960	100.0	100.1	100.1	100.1	100.2	100.2	99.5	99.5	99.4	99.4	99.6	99.2
1961	98.3	98.3	97.7	97.7	97.8	97.8	97.9	97.9	98.5	98.5	98.5	98.5

MANMADE FIBER TEXTILE PRODUCTS--CODE 03-3

Year	Jan.	Feb.	Mar.	Apr.	May	June	July	Aug.	Sept.	Oct.	Nov.	Dec.
Seasonal adjustment factors:												
1948	101.9	101.8	100.2	99.1	98.6	98.2	98.1	99.4	100.2	100.9	100.9	101.0
1949	101.7	101.8	100.3	99.1	98.6	98.3	98.3	99.3	100.1	100.7	100.8	101.1
1950	101.8	101.7	100.1	98.9	98.5	98.5	98.6	99.6	100.2	100.6	100.7	100.9
1951	101.4	101.4	100.0	99.1	98.7	98.9	99.1	99.8	100.2	100.4	100.4	100.7
1952	101.1	101.0	99.9	99.0	98.9	99.2	99.5	100.1	100.2	100.1	100.3	100.5
1953	100.8	100.6	99.8	99.1	99.1	99.6	100.0	99.9	100.1	100.0	100.3	100.3
1954	100.5	100.6	99.7	99.2	99.2	99.7	100.0	100.1	100.3	100.2	100.2	99.9
1955	100.3	100.4	99.9	99.4	99.5	99.7	100.0	100.0	100.2	100.2	100.1	100.0
1956	100.2	100.4	99.9	99.3	99.6	99.8	100.0	100.0	100.2	100.3	100.1	100.0
1957	100.1	100.3	99.9	99.4	99.6	99.7	100.1	100.1	100.3	100.2	100.1	100.1
1958	99.8	100.3	99.8	99.4	99.7	99.9	100.2	100.2	100.2	100.2	100.1	100.1
1959	99.8	100.0	99.7	99.6	99.9	100.0	100.2	100.2	100.2	100.1	100.2	100.3
1960	99.5	99.9	99.7	99.7	99.9	100.0	100.3	100.2	100.2	100.1	100.2	100.3
1961	99.6	99.9	99.7	99.7	99.9	100.0	100.3	100.2	100.3	100.0	100.3	100.3

Price indexes (1957-59=100):

1948	130.3	133.2	133.2	132.9	133.1	133.1	133.3	134.3	135.6	135.8	134.7	133.1
1949	131.4	128.7	123.2	119.7	116.7	114.2	111.5	111.2	112.2	113.1	113.1	113.3
1950	113.8	114.1	113.9	113.0	112.7	112.6	114.4	119.9	122.1	123.8	124.5	125.4
1951	127.1	128.1	126.1	122.9	121.7	120.8	119.2	115.9	114.6	112.8	112.8	113.1
1952	112.7	110.9	107.6	106.9	107.0	109.3	110.0	111.6	110.9	110.4	109.7	108.3
1953	108.6	108.9	108.4	108.5	107.8	107.9	107.9	106.9	106.9	105.9	105.1	105.4
1954	105.3	105.3	104.7	104.3	105.1	105.6	105.7	105.7	105.8	106.2	107.2	107.5
1955	107.6	106.9	107.9	107.5	107.2	106.8	107.0	106.9	106.9	106.2	105.8	104.6
1956	103.8	104.6	104.2	99.4	99.0	98.9	99.1	99.0	99.1	99.8	99.0	99.3
1957	101.2	101.1	100.7	100.5	100.9	101.0	101.0	101.2	101.5	101.5	101.5	101.2
1958	100.3	100.1	99.9	99.3	99.0	99.1	98.8	98.6	98.3	98.3	97.8	97.9
1959	97.8	98.4	98.8	99.4	99.9	100.5	101.4	101.5	101.2	99.9	100.4	100.3
1960	97.9	98.4	97.9	97.9	98.3	98.2	98.2	97.3	96.9	96.8	96.4	95.9
1961	95.3	95.2	94.1	93.5	93.0	92.6	92.6	92.6	92.6	92.6	93.1	93.2

SEASONAL ADJUSTMENT FACTORS AND INDEXES,
WHOLESALE PRICE INDEX--Continued

APPAREL--CODE 03-5

Year	Jan.	Feb.	Mar.	Apr.	May	June	July	Aug.	Sept.	Oct.	Nov.	Dec.
Seasonal adjustment factors:												
1948	100.8	100.4	100.4	99.2	98.8	98.5	99.8	99.9	100.2	100.9	100.7	100.2
1949	100.9	100.5	100.4	99.2	98.8	98.5	99.8	100.0	100.2	100.9	100.6	100.3
1950	100.7	100.5	100.4	99.4	99.0	98.7	99.8	99.9	100.3	100.7	100.5	100.1
1951	100.7	100.4	100.3	99.6	99.2	99.0	99.9	100.0	100.1	100.4	100.2	100.0
1952	100.6	100.5	100.2	99.8	99.6	99.3	99.9	100.0	100.1	100.2	100.0	99.8
1953	100.5	100.4	100.1	99.9	99.8	99.6	99.9	100.0	100.0	99.9	99.9	99.8
1954	100.3	100.2	100.1	100.0	99.9	99.9	99.9	99.9	99.9	99.9	99.9	99.7
1955	100.3	100.1	100.1	99.9	99.8	99.9	100.0	100.0	99.9	99.9	100.0	99.9
1956	100.1	100.0	100.1	99.9	99.8	99.9	100.0	100.0	100.0	100.0	100.0	100.0
1957	100.0	100.0	100.0	99.9	99.8	99.9	100.0	100.0	100.1	100.0	100.1	100.1
1958	100.1	99.9	100.0	99.9	99.8	99.9	100.0	100.1	100.1	100.1	100.1	100.2
1959	100.0	99.9	99.9	99.9	99.8	99.8	100.0	100.1	100.2	100.1	100.2	100.2
1960	100.0	99.9	99.9	99.9	99.8	99.8	100.0	100.1	100.2	100.2	100.2	100.2
1961	99.9	99.9	99.9	99.9	99.8	99.8	99.9	100.1	100.2	100.2	100.2	100.2

Price indexes (1957-59=100):

1948	104.1	104.2	104.3	103.0	103.5	102.7	103.7	103.7	103.6	103.9	103.6	103.4
1949	100.1	99.2	98.5	96.4	94.3	93.9	94.7	94.6	94.6	95.4	95.1	94.9
1950	94.4	94.4	94.5	93.0	92.9	93.1	95.8	97.3	98.9	101.2	101.9	102.7
1951	104.5	104.8	104.7	104.5	104.5	104.1	105.4	104.9	104.5	103.7	102.7	102.5
1952	102.1	102.1	102.0	101.6	101.2	100.7	99.9	99.5	99.7	98.8	98.7	98.7
1953	100.4	100.3	100.0	100.3	100.3	99.8	99.7	99.7	98.9	99.1	99.1	98.3
1954	99.5	99.2	99.0	98.6	98.6	98.5	98.8	99.0	99.0	99.0	98.8	98.8
1955	98.6	98.6	98.7	98.4	98.4	99.0	99.0	99.0	99.0	99.1	99.4	99.5
1956	99.9	99.9	100.1	99.9	99.8	100.1	100.2	100.1	100.1	100.1	100.1	100.1
1957	100.1	100.0	100.0	100.0	99.9	99.9	99.9	100.0	100.1	100.0	100.0	100.0
1958	99.8	99.6	99.7	99.6	99.5	99.5	99.7	99.7	99.7	99.7	99.6	99.7
1959	99.7	99.7	99.7	99.7	100.0	100.0	100.3	100.8	101.0	101.0	101.3	101.3
1960	101.2	101.0	101.1	101.1	101.0	101.2	101.4	101.4	101.5	101.5	101.4	101.4
1961	100.9	100.9	100.8	100.8	100.7	100.8	100.8	101.0	101.1	101.2	101.2	101.2

WOMEN'S, MISSES', AND JUNIORS' APPAREL--CODE 03-51

Year	Jan.	Feb.	Mar.	Apr.	May	June	July	Aug.	Sept.	Oct.	Nov.	Dec.
Seasonal adjustment factors:												
1948	100.5	100.7	100.9	98.2	97.7	97.4	100.3	100.3	100.4	101.5	101.4	100.8
1949	100.5	100.7	100.9	98.1	97.7	97.5	100.5	100.4	100.4	101.5	101.2	100.8
1950	100.4	100.7	100.7	98.5	98.2	97.7	100.4	100.4	100.5	101.1	100.8	100.4
1951	100.5	100.7	100.6	99.0	98.7	98.3	100.5	100.5	100.3	100.6	100.2	99.8
1952	100.7	100.8	100.4	99.4	99.4	98.7	100.5	100.4	100.3	100.1	99.8	99.4
1953	100.7	100.7	100.2	99.7	99.8	99.4	100.3	100.3	100.1	99.8	99.6	99.2
1954	100.6	100.5	100.2	100.0	100.0	99.7	100.1	100.2	100.1	99.6	99.7	99.2
1955	100.6	100.4	100.2	99.9	99.9	100.0	100.1	100.2	99.9	99.8	99.8	99.5
1956	100.2	100.2	100.2	99.9	99.7	99.9	100.1	100.1	100.0	100.0	100.0	99.9
1957	100.0	100.0	100.0	99.8	99.7	100.0	100.0	100.1	100.1	100.0	100.1	100.1
1958	100.1	99.8	99.9	99.8	99.7	99.8	99.9	100.1	100.2	100.1	100.1	100.2
1959	100.1	99.8	99.8	99.8	99.7	99.8	99.9	100.2	100.2	100.2	100.2	100.2
1960	100.1	99.8	99.8	99.8	99.7	99.8	99.9	100.2	100.2	100.2	100.2	100.2
1961	100.1	99.8	99.8	99.8	99.7	99.8	99.9	100.2	100.2	100.2	100.2	100.2

Price indexes (1957-59=100):

1948	104.5	104.5	104.7	101.9	101.8	100.7	103.6	103.6	103.6	104.5	104.6	105.1
1949	100.0	99.2	98.8	94.4	92.1	91.9	94.1	94.1	94.1	96.1	95.9	95.3
1950	94.3	94.3	94.4	91.3	91.3	91.7	96.3	97.5	98.6	100.7	101.2	101.8
1951	101.7	102.0	101.8	99.5	100.2	99.8	103.3	102.4	101.8	101.8	99.8	99.7
1952	99.0	99.4	99.2	99.8	99.5	99.5	97.3	96.6	96.6	94.6	94.6	94.6
1953	98.6	98.6	98.1	98.7	98.6	97.6	97.6	97.6	95.9	95.6	95.8	94.6
1954	97.9	97.9	97.7	97.1	97.3	97.3	98.0	98.5	98.5	98.5	98.2	98.1
1955	98.2	98.6	98.7	98.2	98.3	99.7	99.7	99.7	99.7	99.7	100.2	100.2
1956	100.7	100.3	100.4	99.9	99.6	100.1	100.2	100.2	100.2	100.1	100.0	100.0
1957	99.9	99.8	99.8	99.8	99.8	99.8	99.7	99.7	99.9	99.8	99.8	99.8
1958	99.5	99.5	99.5	99.5	99.1	99.1	99.6	99.6	99.6	99.9	99.7	99.7
1959	99.6	99.6	99.6	99.6	100.2	100.5	100.6	101.7	101.7	101.7	101.9	102.0
1960	102.0	101.3	101.4	101.4	100.8	100.7	100.7	100.7	100.7	100.5	100.4	100.4
1961	100.1	99.9	99.9	100.0	99.9	100.0	100.0	100.4	100.4	100.4	100.4	100.3

SEASONAL ADJUSTMENT FACTORS AND INDEXES,
WHOLESALE PRICE INDEX--Continued

MEN'S AND BOYS' APPAREL--CODE 03-52

Year	Jan.	Feb.	Mar.	Apr.	May	June	July	Aug.	Sept.	Oct.	Nov.	Dec.
Seasonal adjustment factors:												
1948	100.4	100.6	100.3	100.2	100.1	99.6	99.6	99.6	99.8	100.0	99.9	100.2
1949	100.4	100.6	100.3	100.2	100.1	99.7	99.5	99.7	99.8	99.9	99.9	100.2
1950	100.4	100.6	100.4	100.2	100.1	99.6	99.6	99.7	99.9	99.9	99.9	100.2
1951	100.2	100.5	100.5	100.3	100.0	99.7	99.7	99.7	99.8	100.0	100.0	100.1
1952	100.1	100.4	100.5	100.2	99.9	99.7	99.7	99.7	99.8	100.1	100.1	100.1
1953	100.1	100.2	100.4	100.1	99.9	99.8	99.8	99.8	99.9	100.0	100.1	100.1
1954	100.1	100.1	100.3	99.9	99.9	99.9	100.0	99.8	99.9	100.2	100.2	100.1
1955	100.0	100.0	100.1	99.9	99.8	100.0	100.0	99.9	100.0	100.2	100.1	100.0
1956	100.0	100.0	100.0	99.9	99.8	99.9	100.1	100.0	100.1	100.1	100.1	100.1
1957	100.1	100.0	100.0	99.9	99.8	99.9	100.1	100.0	100.2	100.1	100.1	100.0
1958	100.1	100.0	100.0	99.8	99.8	99.9	100.1	100.0	100.2	100.1	100.1	100.1
1959	100.0	100.0	99.9	99.8	99.8	99.9	100.0	100.1	100.3	100.1	100.0	100.1
1960	100.0	100.0	99.9	99.8	99.8	99.9	100.0	100.1	100.3	100.2	100.0	100.1
1961	100.0	100.0	99.9	99.8	99.8	99.9	100.0	100.1	100.3	100.2	100.1	100.0

Price indexes (1957-59=100):

1948	99.8	99.9	99.7	99.5	100.6	100.2	99.8	99.9	99.8	99.1	98.8	98.3
1949	97.1	96.8	95.7	95.5	94.3	93.6	93.3	93.0	93.1	93.0	92.7	92.9
1950	93.0	93.1	93.1	93.0	92.9	93.0	93.9	95.0	96.3	99.0	100.0	101.4
1951	104.7	105.2	105.4	107.1	107.1	106.9	105.8	105.5	104.6	102.9	102.5	102.2
1952	101.9	101.8	101.7	100.5	100.2	99.2	99.7	99.5	99.9	100.0	100.0	100.0
1953	99.6	99.6	99.5	99.4	99.5	99.9	99.7	99.8	99.7	100.5	100.4	99.9
1954	99.4	99.3	99.1	98.6	98.4	98.4	98.3	98.1	98.1	98.2	98.1	98.0
1955	97.5	97.1	97.3	97.3	97.3	97.3	97.2	97.1	97.3	97.6	97.6	97.7
1956	98.3	98.7	99.0	99.1	99.1	99.6	100.0	99.8	99.9	99.9	100.0	100.0
1957	100.2	100.1	100.1	100.0	99.9	100.0	100.1	100.3	100.5	100.5	100.4	100.5
1958	100.4	100.2	100.1	99.9	99.9	99.9	99.9	99.9	99.8	99.4	99.4	99.5
1959	99.5	99.5	99.5	99.5	99.5	99.6	99.9	100.2	100.6	100.6	100.7	100.7
1960	100.6	100.7	100.8	101.0	101.2	102.0	102.4	102.4	102.8	102.9	102.8	102.9
1961	102.8	102.9	102.8	102.6	102.6	102.6	102.5	102.7	103.0	103.2	103.1	103.3

HIDES, SKINS, LEATHER, AND LEATHER PRODUCTS--CODE 04

Year	Jan.	Feb.	Mar.	Apr.	May	June	July	Aug.	Sept.	Oct.	Nov.	Dec.
Seasonal adjustment factors:												
1948	101.2	99.3	99.4	98.6	99.2	99.4	100.1	100.1	100.6	100.4	100.9	101.1
1949	101.4	99.6	99.3	98.7	99.2	99.5	100.0	100.0	100.8	100.6	100.6	100.9
1950	101.1	99.6	99.5	98.5	99.1	99.6	100.1	100.0	100.7	100.4	100.4	100.8
1951	100.7	100.0	99.5	98.7	99.4	99.9	100.0	100.1	100.9	100.3	100.0	100.4
1952	100.3	99.8	99.6	98.8	99.8	100.2	100.4	100.2	100.8	100.0	99.8	100.0
1953	100.1	99.8	99.5	99.0	100.1	100.6	100.6	100.2	100.6	100.1	99.9	99.8
1954	99.4	99.4	99.5	99.6	100.3	100.8	100.7	100.4	100.3	99.8	100.2	99.7
1955	99.2	99.2	99.3	100.0	100.5	100.8	100.8	100.4	100.3	99.8	100.1	99.3
1956	99.1	99.1	99.4	100.3	100.5	100.9	100.9	100.5	100.0	99.9	100.0	99.4
1957	98.9	98.8	99.2	100.5	100.8	100.9	100.9	100.6	100.3	100.0	99.4	99.2
1958	99.0	98.8	99.2	100.5	101.0	101.0	101.0	100.7	100.3	99.9	99.2	99.1
1959	99.0	98.7	99.4	100.3	101.1	100.9	101.1	100.9	100.4	100.0	99.1	99.0
1960	98.9	98.7	99.4	100.4	101.3	100.9	101.0	101.0	100.5	100.0	99.0	99.0
1961	98.9	98.6	99.4	100.4	101.3	100.8	101.0	101.0	100.5	100.0	99.0	98.9

Price indexes (1957-59=100):

1948	103.9	99.0	95.2	96.5	97.8	97.7	98.4	97.2	96.1	95.3	96.9	96.0
1949	95.8	93.4	92.0	91.6	91.3	91.4	90.3	91.4	92.5	93.4	93.7	93.2
1950	92.0	91.7	92.7	92.8	93.7	94.6	98.9	101.7	105.6	107.8	111.3	115.9
1951	121.5	121.9	121.1	120.8	120.5	119.0	116.8	112.7	112.7	108.5	102.2	100.3
1952	97.6	95.0	93.6	89.8	90.4	91.6	91.8	92.1	92.1	92.2	93.2	94.5
1953	92.9	93.6	93.7	93.5	95.8	96.4	95.5	95.4	95.2	92.7	92.7	91.3
1954	91.0	90.6	90.4	90.3	91.6	91.3	90.6	89.7	88.8	88.2	88.6	87.6
1955	87.7	88.1	88.0	89.0	88.7	88.7	89.5	89.5	89.7	91.0	92.0	92.3
1956	92.3	92.7	93.3	96.0	95.5	95.7	95.6	95.5	95.7	95.2	95.3	94.7
1957	93.9	93.6	93.9	94.1	94.4	95.3	96.0	95.8	95.5	95.6	95.5	95.0
1958	95.0	95.1	95.0	95.2	95.4	95.8	95.8	95.9	95.7	96.8	97.7	98.9
1959	99.4	100.6	103.6	112.5	113.1	113.5	113.9	114.3	113.7	110.9	106.6	107.2
1960	107.6	106.9	106.7	107.0	106.2	105.3	105.1	103.8	103.2	103.6	103.6	103.9
1961	103.4	103.1	104.5	104.9	105.7	105.1	106.1	108.0	108.4	108.9	108.6	108.2

SEASONAL ADJUSTMENT FACTORS AND INDEXES,
WHOLESALE PRICE INDEX--Continued

HIDES AND SKINS--CODE 04-1

Year	Jan.	Feb.	Mar.	Apr.	May	June	July	Aug.	Sept.	Oct.	Nov.	Dec.
Seasonal adjustment factors:												
1948	101.9	95.2	91.6	93.1	97.5	99.8	102.2	102.6	105.5	103.7	104.9	102.5
1949	102.2	95.2	92.1	93.3	97.1	99.7	101.8	102.0	105.6	105.2	103.8	102.1
1950	100.9	95.3	93.0	92.0	97.7	100.3	102.5	102.6	105.1	104.6	103.6	102.2
1951	98.5	95.6	94.6	92.3	98.6	101.4	101.9	103.1	106.4	104.6	102.4	100.4
1952	96.6	95.3	95.1	92.3	100.9	102.7	103.9	104.0	105.6	102.7	102.3	98.8
1953	95.6	95.3	94.3	94.2	101.5	103.8	104.2	104.5	104.6	102.5	101.4	98.0
1954	93.3	95.1	94.4	96.4	102.2	104.5	104.7	105.2	105.1	100.1	102.2	96.8
1955	93.2	94.4	94.2	98.7	102.0	105.0	105.5	105.6	105.3	100.4	100.9	94.7
1956	93.4	94.1	94.8	99.8	101.9	105.1	106.1	105.9	103.7	100.7	100.3	94.7
1957	92.6	93.4	95.8	100.6	100.9	105.3	106.5	106.6	104.8	100.5	99.7	94.1
1958	92.6	92.5	96.6	100.5	102.6	105.1	106.8	106.1	104.0	99.9	98.4	93.9
1959	92.7	91.4	98.0	100.0	103.4	103.8	107.1	107.2	103.6	100.5	98.4	93.8
1960	92.4	91.2	98.6	100.8	103.8	103.0	106.6	107.0	103.7	100.3	98.8	94.3
1961	92.4	90.5	99.0	100.7	103.8	102.4	106.7	107.0	104.2	100.4	98.5	94.1

Price indexes (1957-59=100):

1948	181.4	158.2	132.9	141.9	152.0	150.8	157.3	150.1	145.1	139.6	150.7	145.7
1949	146.1	130.8	125.2	125.8	125.6	127.4	121.5	128.4	135.2	137.9	137.0	131.5
1950	126.5	125.2	129.8	128.9	131.7	139.1	152.3	157.5	177.7	177.4	184.8	192.9
1951	207.8	198.8	197.6	192.7	192.1	190.8	182.8	167.1	164.4	161.5	129.2	120.5
1952	102.8	93.9	87.9	73.3	85.7	87.7	91.1	95.0	95.0	95.8	102.0	104.1
1953	91.6	98.1	95.6	97.9	110.3	112.5	108.2	110.0	109.4	95.0	94.8	85.1
1954	83.8	81.7	82.6	83.3	92.2	89.4	85.8	82.3	75.9	73.0	77.7	69.9
1955	73.0	76.1	74.8	83.9	78.6	82.1	85.8	86.9	89.8	91.9	88.8	90.1
1956	83.5	85.8	86.0	91.3	87.0	90.2	89.1	89.1	93.3	85.2	87.0	79.3
1957	76.8	73.9	75.2	76.4	82.3	87.6	91.6	90.7	85.8	83.8	79.3	74.2
1958	74.5	75.5	75.5	78.6	81.7	84.1	85.7	89.1	87.0	91.4	96.0	98.2
1959	101.3	107.6	129.3	160.0	145.4	157.3	158.8	157.6	151.0	129.0	99.1	100.8
1960	108.7	102.9	106.2	108.4	107.5	98.9	100.2	93.8	91.9	94.5	97.0	95.7
1961	91.0	89.2	101.4	100.3	104.7	100.4	112.4	122.2	121.7	121.2	117.4	112.5

CATTLEHIDES--CODE 04-11

Year	Jan.	Feb.	Mar.	Apr.	May	June	July	Aug.	Sept.	Oct.	Nov.	Dec.
Seasonal adjustment factors:												
1948	100.2	91.0	87.6	89.2	96.5	100.1	103.7	104.1	108.7	106.9	108.4	103.4
1949	101.0	91.1	88.2	89.5	95.7	99.6	103.3	103.8	109.3	109.0	106.8	103.0
1950	99.0	91.1	89.1	87.6	97.0	100.5	104.3	104.5	108.6	108.3	106.7	103.0
1951	95.8	91.7	90.6	88.0	98.2	100.8	104.0	105.7	110.2	108.8	105.5	100.6
1952	93.4	90.6	91.2	88.4	101.0	101.9	106.5	107.4	109.4	106.2	105.6	98.1
1953	92.5	91.0	90.2	90.9	101.6	103.0	106.4	108.2	108.3	106.2	104.5	97.5
1954	89.2	91.0	90.3	93.9	102.8	104.2	106.9	109.1	108.9	103.0	105.6	95.5
1955	89.6	90.4	90.6	97.0	102.0	104.5	108.2	109.9	109.5	103.0	102.8	92.9
1956	90.6	89.9	91.2	98.2	101.8	105.1	108.8	110.5	107.5	102.9	101.8	92.0
1957	88.7	89.7	93.6	99.6	100.0	106.5	109.8	110.9	108.5	102.4	98.9	91.4
1958	88.3	88.5	95.4	100.5	102.8	106.0	110.1	110.9	107.3	101.6	99.1	90.1
1959	88.7	87.0	97.9	100.3	103.7	105.0	110.1	112.2	106.5	101.0	97.5	89.8
1960	88.1	86.8	98.7	101.9	104.3	104.3	109.1	111.8	106.3	100.7	98.0	90.2
1961	87.9	86.1	99.9	101.8	104.4	104.0	109.3	111.7	107.0	100.6	97.3	90.4

Price indexes (1957-59=100):

1948	212.6	183.0	158.2	176.7	190.9	194.4	200.9	189.3	183.7	175.5	193.4	181.1
1949	180.2	153.7	141.3	139.6	143.6	145.0	137.3	150.7	161.2	167.0	167.0	154.9
1950	143.8	137.7	144.5	142.4	150.3	162.4	184.2	186.2	218.2	217.6	230.5	243.0
1951	263.0	241.6	241.6	234.4	234.4	234.4	234.4	215.5	216.8	212.2	156.5	143.5
1952	110.4	100.9	95.5	75.2	101.4	103.9	107.9	111.8	108.5	108.8	116.0	110.8
1953	90.7	100.2	95.5	101.1	113.4	110.2	110.6	113.7	112.0	98.3	98.8	84.0
1954	83.9	75.9	78.6	80.5	91.9	86.5	86.5	86.8	78.6	74.5	82.5	68.0
1955	72.1	74.7	72.1	83.0	77.4	82.6	86.3	86.5	91.4	91.9	87.2	90.0
1956	75.9	80.9	80.5	89.1	85.3	88.3	88.6	90.2	96.9	87.2	87.2	75.4
1957	72.6	68.0	70.9	70.1	78.4	84.7	93.2	93.2	86.0	82.3	74.9	68.9
1958	70.7	70.1	70.0	75.6	77.7	79.6	82.8	88.4	83.9	88.6	94.2	89.7
1959	93.0	102.3	135.9	180.0	148.9	174.0	176.2	173.2	163.9	134.8	96.0	107.2
1960	103.9	97.4	105.1	108.5	108.5	94.1	97.2	92.7	88.6	91.4	90.7	88.3
1961	84.2	82.5	100.6	98.8	102.1	98.6	107.9	122.4	121.7	116.6	116.6	109.0

SEASONAL ADJUSTMENT FACTORS AND INDEXES,
WHOLESALE PRICE INDEX--Continued

CALFSKINS--CODE 04-12

Year	Jan.	Feb.	Mar.	Apr.	May	June	July	Aug.	Sept.	Oct.	Nov.	Dec.
Seasonal adjustment factors:												
1948	106.8	96.6	94.5	99.1	102.1	100.0	99.5	98.9	100.5	99.7	100.8	102.1
1949	105.7	96.7	95.3	100.0	102.0	101.6	98.6	98.4	99.9	100.4	99.6	101.5
1950	106.1	97.9	95.2	97.3	103.4	102.0	99.1	98.6	100.1	100.3	100.1	100.0
1951	102.2	99.6	98.0	96.4	104.6	105.1	97.1	98.3	101.1	99.2	100.2	98.4
1952	100.8	99.6	97.7	93.9	106.7	106.5	99.6	99.2	99.2	98.5	101.2	96.8
1953	98.2	100.1	98.7	94.0	108.3	106.8	100.2	99.8	98.5	98.3	101.3	96.3
1954	96.7	99.2	99.1	95.3	107.7	104.9	101.5	101.1	99.6	96.0	102.8	96.7
1955	93.2	98.2	100.0	99.4	106.0	106.2	101.7	100.5	99.3	96.4	101.7	97.2
1956	94.1	97.4	99.5	100.6	106.1	105.4	103.2	100.3	98.2	97.5	99.9	97.6
1957	94.6	97.5	100.0	102.0	107.3	103.5	102.5	101.5	101.4	96.9	95.2	98.0
1958	97.3	97.3	99.0	102.3	107.0	104.9	103.1	100.1	100.5	96.5	94.0	98.2
1959	98.0	97.4	99.8	102.0	108.4	103.9	102.8	100.3	99.8	98.0	91.9	97.5
1960	99.3	97.3	100.3	102.0	109.1	102.4	103.0	101.0	99.8	97.5	91.0	97.9
1961	99.4	97.2	100.5	102.8	108.5	101.9	102.7	101.3	99.9	97.9	90.9	97.3

Price indexes (1957-59=100):

1948	172.9	127.7	105.9	106.6	111.6	100.9	109.7	103.4	101.7	100.7	108.1	115.1
1949	118.0	111.4	113.7	124.7	116.6	115.7	102.1	101.6	108.9	110.2	110.7	114.9
1950	115.1	111.2	114.9	117.8	116.6	119.5	125.9	135.2	144.0	144.0	146.3	148.7
1951	153.4	148.7	148.7	149.7	147.9	144.5	114.5	101.4	90.9	88.9	74.3	71.1
1952	74.8	66.6	57.3	49.7	68.0	68.0	72.3	78.5	85.4	88.7	96.0	88.7
1953	88.7	98.6	101.4	91.4	109.1	111.6	93.2	95.0	97.2	80.4	89.8	82.8
1954	78.1	78.1	76.4	76.4	88.9	84.8	78.1	69.2	59.8	64.5	69.2	64.5
1955	64.5	73.7	78.2	94.0	83.1	78.2	85.8	92.4	92.4	97.0	97.0	93.7
1956	91.3	89.2	92.8	89.2	89.2	89.2	89.2	92.0	90.0	78.0	86.1	82.7
1957	74.9	79.5	79.5	83.9	84.9	92.4	84.2	78.0	80.0	81.2	78.7	76.1
1958	76.1	76.0	77.1	77.1	89.4	89.4	91.1	91.1	96.2	100.8	105.5	120.7
1959	124.0	127.0	133.8	142.6	164.1	136.8	139.6	139.6	130.8	108.9	87.4	101.3
1960	109.6	103.3	103.3	105.5	103.9	105.6	103.9	95.7	95.7	102.1	100.4	105.0
1961	105.0	103.3	112.6	112.6	117.2	107.9	114.3	120.8	120.8	123.6	117.2	121.9

KIPSKINS--CODE 04-13

Year	Jan.	Feb.	Mar.	Apr.	May	June	July	Aug.	Sept.	Oct.	Nov.	Dec.
Seasonal adjustment factors:												
1948	97.9	93.3	90.9	100.9	102.2	104.9	104.4	101.8	102.8	101.4	100.1	99.1
1949	97.5	93.5	92.2	101.1	102.4	105.9	103.4	100.4	102.6	102.5	99.5	98.7
1950	98.6	93.7	92.3	100.6	103.1	106.6	103.1	100.5	101.9	101.1	99.1	100.0
1951	98.0	93.8	95.0	101.6	104.4	109.9	98.3	98.0	102.0	100.6	98.6	99.8
1952	98.6	94.6	96.2	99.9	106.0	111.6	98.6	97.2	100.2	97.6	98.9	100.6
1953	98.7	95.2	96.5	101.7	107.5	112.0	99.2	94.6	96.7	98.6	99.5	100.3
1954	97.8	94.9	98.6	104.0	106.9	109.7	98.6	94.6	97.6	97.0	100.6	99.4
1955	95.3	95.3	101.2	107.1	106.3	108.8	98.3	94.5	97.4	98.3	100.7	97.2
1956	94.8	96.5	102.7	107.6	105.0	105.8	100.3	95.7	96.4	98.6	99.0	97.5
1957	94.4	97.0	102.7	109.9	104.8	102.8	100.3	97.7	98.0	99.1	97.5	96.2
1958	94.6	98.2	102.0	108.6	105.3	103.9	99.4	96.8	99.8	97.8	97.0	96.5
1959	95.3	98.3	101.3	107.1	107.2	103.2	99.2	98.9	99.3	98.9	95.3	96.4
1960	95.9	98.9	101.1	106.1	107.7	102.5	99.1	98.7	99.7	98.9	95.0	96.6
1961	96.0	98.1	101.0	106.5	108.4	102.2	98.6	99.0	100.6	99.3	95.3	95.6

Price indexes (1957-59=100):

1948	123.7	108.5	83.3	93.3	97.6	95.6	104.8	92.3	86.6	85.7	93.3	94.8
1949	95.2	90.5	95.6	116.6	114.2	117.6	108.5	107.6	119.5	123.7	112.8	107.6
1950	104.2	104.2	112.8	115.6	113.8	123.7	131.3	151.9	157.6	151.4	150.4	150.4
1951	152.8	150.4	150.4	150.4	150.4	150.4	123.7	104.8	102.8	101.4	86.2	83.3
1952	83.8	71.4	67.6	57.6	81.9	87.6	84.8	84.8	85.7	84.2	89.9	100.5
1953	91.4	91.4	90.9	92.8	97.6	103.3	74.2	74.2	79.5	73.3	78.5	75.7
1954	71.9	66.7	68.1	67.1	74.2	75.2	62.8	57.1	58.1	56.2	60.9	60.0
1955	59.3	62.6	66.0	75.6	73.6	72.8	79.7	74.2	70.8	88.5	83.8	81.8
1956	81.8	81.8	93.9	95.3	84.4	83.0	76.9	74.2	83.8	75.6	78.3	71.5
1957	66.7	69.5	76.3	85.8	83.0	87.1	81.0	81.0	79.7	81.0	81.0	79.7
1958	80.8	88.9	88.9	89.6	89.6	91.1	91.1	91.1	91.1	100.5	103.3	119.8
1959	119.3	120.8	127.7	145.1	145.1	132.2	133.7	138.2	139.0	123.7	90.9	106.6
1960	107.9	113.2	106.3	113.6	113.6	112.6	104.2	92.3	98.8	100.4	100.4	102.9
1961	102.9	104.6	117.7	117.7	129.3	117.3	116.2	130.8	130.8	134.1	124.0	124.8

SEASONAL ADJUSTMENT FACTORS AND INDEXES,
WHOLESALE PRICE INDEX--Continued

LEATHER--CODE 04-2

Year	Jan.	Feb.	Mar.	Apr.	May	June	July	Aug.	Sept.	Oct.	Nov.	Dec.
Seasonal adjustment factors:												
1948	101.7	98.1	97.6	98.2	99.2	99.9	101.6	100.2	100.7	100.2	100.9	101.3
1949	101.8	98.4	97.8	98.4	99.4	99.8	101.4	99.9	101.4	100.3	100.3	101.1
1950	102.0	98.5	98.1	98.3	99.3	100.2	101.6	100.1	101.3	100.2	99.9	101.0
1951	101.4	98.9	99.0	98.3	99.6	100.4	101.2	100.2	101.8	99.9	98.9	100.3
1952	100.8	99.0	99.2	98.4	100.1	100.9	101.9	100.4	101.5	99.4	98.6	99.9
1953	100.4	99.2	99.1	98.7	101.0	101.7	101.5	100.2	101.1	99.3	98.8	99.5
1954	99.7	98.9	99.1	99.6	101.2	101.7	101.6	100.6	100.1	99.2	99.3	99.6
1955	98.8	98.9	99.4	100.3	101.6	101.5	101.6	100.4	100.0	99.0	99.3	99.1
1956	98.7	99.0	99.6	101.0	101.5	101.5	101.6	100.5	99.5	99.1	99.1	99.4
1957	98.2	98.2	99.8	102.0	102.3	101.4	101.3	100.4	100.1	99.3	98.2	98.8
1958	98.4	98.3	99.8	102.3	102.4	101.8	101.4	100.3	99.8	99.2	97.8	98.8
1959	98.1	97.9	100.0	102.3	102.9	101.9	101.2	100.4	100.0	99.4	97.4	98.3
1960	98.1	97.9	99.9	102.5	103.2	101.9	101.0	100.4	100.0	99.5	97.3	98.4
1961	98.0	97.7	99.9	102.6	103.4	101.7	100.9	100.4	100.2	99.6	97.2	98.0

Price indexes (1957-59=100):

1948	115.5	104.9	100.4	102.0	104.1	104.5	104.2	99.9	97.9	97.9	102.2	100.2
1949	100.1	95.7	94.1	93.2	92.9	93.0	91.5	93.3	95.4	97.8	97.9	97.5
1950	96.5	95.7	97.2	97.9	99.0	100.1	111.7	114.1	118.6	120.4	124.5	133.1
1951	140.0	140.4	140.5	140.5	140.1	135.2	130.2	121.0	122.8	112.3	102.3	100.6
1952	98.9	91.3	89.3	86.1	86.2	90.7	91.1	91.1	91.1	91.7	91.9	94.7
1953	93.8	93.7	95.3	94.5	99.2	99.9	98.0	96.9	96.4	92.2	92.2	90.4
1954	89.8	89.1	88.0	87.7	89.3	89.1	88.2	86.1	84.5	83.7	83.6	83.1
1955	82.8	83.8	83.7	85.2	86.7	85.4	86.8	86.7	86.8	87.8	89.4	90.1
1956	91.3	91.7	92.7	96.5	94.7	93.5	93.4	92.7	92.6	92.6	92.4	92.7
1957	89.9	89.5	90.3	90.3	90.5	92.9	94.0	93.4	93.4	93.0	93.0	92.6
1958	92.5	92.4	92.8	92.9	92.9	93.6	93.3	93.3	93.1	94.6	96.6	101.2
1959	101.3	103.0	105.6	122.8	127.0	122.5	121.0	119.6	119.4	114.4	105.8	105.5
1960	107.6	106.9	104.8	106.8	105.5	105.0	104.2	100.8	99.4	100.0	99.0	101.4
1961	99.7	99.2	102.2	104.2	106.1	104.6	104.6	108.4	109.7	111.5	110.7	110.5

CATTLEHIDE LEATHER--CODE 04-21

Year	Jan.	Feb.	Mar.	Apr.	May	June	July	Aug.	Sept.	Oct.	Nov.	Dec.
Seasonal adjustment factors:												
1948	102.4	97.3	96.3	97.3	99.1	100.2	102.3	100.7	100.9	100.2	101.6	101.7
1949	102.4	97.7	96.7	97.5	99.3	100.0	102.0	100.2	101.9	100.3	100.7	101.5
1950	102.7	97.9	96.7	97.1	98.9	100.6	102.2	100.4	101.6	100.1	100.1	101.3
1951	102.2	98.4	97.9	97.4	99.1	100.9	101.8	100.6	102.4	99.9	98.9	100.5
1952	101.5	98.7	98.2	97.4	99.6	101.5	102.6	100.6	102.0	99.2	98.4	99.9
1953	101.2	98.9	98.2	98.0	100.8	102.5	102.1	100.2	101.4	99.3	98.6	99.4
1954	100.3	98.6	98.3	99.1	101.1	102.4	102.0	100.6	100.0	99.2	99.3	99.4
1955	98.8	98.5	99.0	100.2	101.7	102.1	102.0	100.4	100.0	99.1	99.2	98.8
1956	98.4	98.6	99.3	101.1	101.8	102.1	102.1	100.5	99.4	99.2	99.0	99.0
1957	97.7	97.3	99.5	102.6	102.9	101.9	101.8	100.5	100.1	99.3	97.8	98.1
1958	97.6	97.4	99.5	103.2	103.0	102.4	102.0	100.4	100.0	99.3	97.3	98.2
1959	97.1	96.9	99.7	103.2	103.6	102.6	101.8	100.8	100.2	99.4	96.8	97.5
1960	97.1	96.8	99.6	103.5	104.2	102.5	101.6	100.8	100.1	99.5	96.6	97.6
1961	97.1	96.6	99.5	103.8	104.4	102.5	101.6	100.8	100.4	99.7	96.6	97.3

Price indexes (1957-59=100):

1948	121.2	108.2	103.1	105.3	108.9	109.6	109.2	103.9	101.3	101.6	108.0	104.5
1949	104.7	98.2	95.8	95.6	95.6	95.8	93.9	96.9	99.3	101.8	102.0	101.3
1950	99.3	97.8	99.5	100.5	102.4	104.1	119.0	121.6	126.0	128.0	134.2	144.3
1951	154.2	154.2	154.2	154.2	153.7	148.1	141.7	129.1	133.9	119.3	107.1	105.9
1952	105.1	93.8	89.0	85.3	86.3	94.3	94.5	94.5	94.0	94.3	94.2	97.1
1953	95.9	94.6	96.6	95.3	100.3	101.5	98.9	97.4	97.0	91.2	91.5	89.2
1954	88.8	88.5	86.8	86.4	88.4	88.2	86.7	84.0	82.9	82.4	82.1	81.9
1955	81.7	82.2	81.7	83.9	86.0	84.5	86.2	85.2	84.9	86.8	88.6	89.3
1956	91.5	91.6	92.9	97.5	95.4	93.3	93.2	91.9	91.8	91.8	90.9	90.8
1957	87.0	86.1	86.9	86.9	86.8	90.7	91.7	91.1	91.5	90.9	90.9	90.5
1958	90.5	90.4	91.4	91.5	91.6	91.9	91.5	91.7	91.2	92.9	95.4	100.1
1959	100.3	102.9	106.6	131.0	135.6	129.8	128.1	125.6	125.5	119.2	107.7	106.6
1960	108.7	108.0	104.9	108.2	106.4	105.5	104.4	99.9	98.1	98.9	97.6	100.7
1961	98.1	97.4	101.6	104.4	107.2	105.9	106.1	111.4	112.8	115.2	114.2	113.8

SEASONAL ADJUSTMENT FACTORS AND INDEXES,
WHOLESALE PRICE INDEX--Continued

CALF LEATHER--CODE 04-22

Year	Jan.	Feb.	Mar.	Apr.	May	June	July	Aug.	Sept.	Oct.	Nov.	Dec.
Seasonal adjustment factors:												
1948	98.3	98.8	99.1	99.8	100.3	102.9	102.3	99.4	100.4	99.7	99.5	99.9
1949	98.5	98.7	99.1	99.8	100.9	103.1	101.4	98.9	100.6	100.1	98.8	99.6
1950	98.5	99.0	99.5	100.1	100.4	102.9	101.5	99.3	100.8	100.1	98.7	99.6
1951	98.7	99.2	100.1	99.5	101.5	103.4	100.8	99.1	100.9	100.0	98.1	99.3
1952	98.5	98.7	99.6	99.7	101.6	103.3	101.7	100.0	100.9	98.9	98.3	99.0
1953	98.0	98.5	99.4	99.9	102.9	102.8	101.2	100.2	100.9	98.4	98.3	99.0
1954	97.6	98.4	98.9	100.9	102.2	102.2	101.8	101.0	100.3	97.7	99.4	99.3
1955	97.5	98.0	98.9	100.9	103.0	102.1	102.0	100.9	100.0	97.6	99.7	99.0
1956	97.7	98.1	99.4	102.0	101.9	101.7	102.1	101.3	99.7	97.7	99.3	99.4
1957	97.9	98.2	99.5	102.2	102.6	101.5	101.3	101.0	100.2	98.3	97.9	98.9
1958	98.6	98.9	99.8	102.1	102.4	102.1	101.6	100.4	99.7	98.3	97.3	98.8
1959	99.2	99.3	100.5	101.4	103.2	101.8	101.1	100.1	99.8	98.5	96.6	98.5
1960	99.5	99.6	100.5	101.5	103.2	101.7	100.6	100.0	99.7	98.4	96.2	98.6
1961	99.7	99.7	100.4	101.6	103.7	101.5	100.5	100.0	99.9	98.7	96.3	98.2

Price indexes (1957-59=100):

1948	100.2	87.8	89.4	90.6	89.9	90.1	90.8	84.9	84.9	83.5	86.4	87.8
1949	87.8	87.8	87.8	84.7	86.1	86.1	82.5	81.5	83.0	85.5	85.5	86.0
1950	86.0	86.0	88.7	89.7	89.7	89.7	101.4	102.4	104.7	104.7	105.6	106.4
1951	107.6	107.6	108.4	108.4	108.4	103.5	91.9	86.0	86.0	81.5	72.6	72.8
1952	70.8	70.8	70.8	70.2	67.7	71.4	73.4	74.9	78.1	78.9	80.3	83.0
1953	81.4	84.1	85.2	84.7	94.6	94.7	91.0	87.6	87.6	84.2	84.0	84.0
1954	82.8	79.7	79.9	80.8	82.8	83.2	83.2	80.3	76.4	72.7	75.5	73.8
1955	73.2	75.2	76.6	78.2	79.9	77.4	79.2	83.0	84.0	83.0	86.0	86.0
1956	85.2	86.6	86.6	94.6	90.7	91.2	91.2	91.5	91.5	91.2	93.4	93.4
1957	90.6	91.2	93.4	94.4	96.2	96.7	98.5	95.8	95.0	94.4	94.4	93.3
1958	93.3	93.3	95.3	95.0	94.7	96.8	96.8	96.8	97.1	97.7	99.3	106.6
1959	106.6	105.8	108.8	113.4	119.5	115.2	112.0	112.0	110.6	104.4	96.8	98.2
1960	103.4	105.4	104.9	104.9	105.8	106.2	106.2	103.9	103.9	104.7	104.7	107.8
1961	109.5	110.5	111.6	112.9	115.1	109.8	108.7	110.8	111.5	112.6	110.5	111.4

SHEEP AND LAMB LEATHER--CODE 04-23

Year	Jan.	Feb.	Mar.	Apr.	May	June	July	Aug.	Sept.	Oct.	Nov.	Dec.
Seasonal adjustment factors:												
1948	102.4	100.9	101.7	98.5	97.3	97.0	99.2	99.4	100.2	101.4	100.2	102.3
1949	102.4	101.1	101.5	98.7	97.5	96.4	99.5	99.9	100.4	101.0	100.4	101.8
1950	101.9	100.9	101.4	98.8	97.6	96.7	99.7	100.2	100.1	100.7	99.9	101.9
1951	100.8	101.2	101.1	99.5	98.4	96.9	99.8	100.6	100.6	100.6	99.6	100.9
1952	100.0	100.8	100.6	99.5	99.4	97.8	100.5	101.2	100.3	100.0	99.2	100.7
1953	99.7	100.3	100.2	99.5	100.2	99.1	100.8	101.2	99.9	99.5	99.7	100.1
1954	99.2	99.9	100.4	99.7	100.5	100.3	100.5	100.7	99.8	99.6	99.2	100.5
1955	99.3	99.9	100.1	99.7	100.6	100.3	100.4	100.4	100.0	99.6	99.4	100.1
1956	99.7	100.2	99.9	99.5	100.3	100.5	100.7	100.1	99.7	99.4	99.6	100.5
1957	100.0	100.4	99.6	99.4	100.4	100.3	100.3	100.1	99.9	99.4	99.5	100.9
1958	100.5	100.2	99.6	99.2	100.1	100.1	100.4	100.0	99.7	99.6	99.8	100.9
1959	100.5	100.3	99.5	99.3	100.0	99.9	100.2	99.8	99.9	99.8	100.3	100.8
1960	100.5	100.3	99.4	99.3	99.9	99.9	100.2	99.8	99.9	99.7	100.4	100.9
1961	100.5	100.1	99.7	99.5	100.0	99.6	99.9	99.8	100.0	99.8	100.3	101.0

Price indexes (1957-59=100):

1948	116.1	108.1	98.4	101.2	101.2	101.2	98.8	95.6	92.0	92.0	92.0	92.0
1949	89.7	87.4	87.4	82.7	78.1	78.1	78.1	79.1	83.9	87.4	87.4	87.4
1950	89.2	92.0	92.0	92.0	92.0	92.0	101.2	106.7	114.9	119.6	119.6	133.4
1951	135.2	137.9	137.9	137.9	137.9	129.9	137.9	135.7	125.3	116.8	112.7	104.6
1952	101.2	97.2	95.9	91.9	89.4	89.4	89.4	89.4	88.0	90.6	92.0	98.5
1953	97.2	101.2	102.5	103.9	106.5	106.5	106.5	107.9	107.9	106.5	105.3	102.5
1954	100.6	100.6	99.9	98.6	99.9	98.6	98.6	97.3	94.6	93.3	90.7	88.7
1955	88.1	88.1	88.1	88.1	89.4	89.4	89.4	89.4	89.4	89.4	91.4	94.4
1956	94.4	95.4	97.5	97.5	97.5	97.5	97.5	97.5	97.5	97.5	97.5	101.6
1957	101.6	101.6	101.6	100.6	100.6	100.6	101.6	101.6	101.6	101.6	101.6	100.6
1958	99.5	99.5	95.4	95.4	95.4	97.5	97.5	95.5	95.5	95.5	97.6	97.6
1959	97.6	99.6	98.5	99.6	104.7	102.6	102.6	104.7	104.7	103.6	101.6	103.6
1960	103.6	99.6	99.6	97.6	96.6	95.5	95.5	93.5	91.5	91.5	91.5	91.5
1961	89.5	89.5	89.5	89.5	87.4	87.4	87.4	87.4	89.5	89.5	91.5	91.5

SEASONAL ADJUSTMENT FACTORS AND INDEXES,
WHOLESALE PRICE INDEX--Continued

FOOTWEAR (LEATHER)--CODE 04-3

Year	Jan.	Feb.	Mar.	Apr.	May	June	July	Aug.	Sept.	Oct.	Nov.	Dec.
Seasonal adjustment factors:												
1948	101.0	100.9	100.5	100.2	99.5	99.1	98.9	99.7	99.6	99.9	100.3	100.9
1949	101.0	101.1	100.5	100.1	99.5	99.1	98.9	99.6	99.7	99.8	100.2	100.8
1950	101.0	101.1	100.4	100.1	99.4	99.2	99.0	99.6	99.7	99.8	100.2	100.8
1951	100.9	101.2	100.5	99.9	99.5	99.3	99.1	99.6	99.7	99.7	100.2	100.7
1952	100.7	101.0	100.4	99.9	99.6	99.4	99.2	99.7	99.8	99.8	100.1	100.5
1953	100.6	100.9	100.3	99.9	99.6	99.6	99.5	99.6	99.8	99.9	100.2	100.3
1954	100.3	100.3	100.1	100.2	99.8	99.8	99.7	99.7	99.6	99.9	100.2	100.3
1955	100.1	100.0	100.0	100.2	100.0	100.0	99.8	99.7	99.6	100.0	100.3	100.1
1956	100.0	99.9	99.8	100.3	100.1	100.1	99.9	99.8	99.6	100.1	100.3	100.0
1957	99.8	99.6	99.8	100.4	100.2	100.1	99.9	99.9	99.6	100.2	100.3	100.0
1958	99.8	99.6	99.9	100.3	100.1	100.0	99.9	100.0	99.8	100.2	100.1	99.9
1959	99.9	99.7	100.1	100.1	100.1	100.0	99.8	100.0	99.9	100.3	100.2	99.9
1960	99.9	99.8	100.1	100.1	100.1	100.0	99.8	100.1	99.9	100.3	100.1	100.0
1961	99.9	99.7	100.1	100.1	100.1	99.9	99.8	100.1	99.9	100.3	100.1	100.0

Price indexes (1957-59=100):

1948	82.1	82.1	82.5	83.2	82.4	82.3	82.4	83.3	83.4	83.2	82.2	82.2
1949	82.0	82.0	81.9	81.6	81.0	81.0	81.1	81.1	81.1	81.1	81.8	82.2
1950	81.8	81.8	82.0	82.0	82.6	82.6	83.1	85.8	86.9	90.1	93.3	96.3
1951	98.4	100.3	99.1	99.1	98.9	98.7	98.3	98.2	98.1	96.1	95.0	93.7
1952	93.3	93.4	93.3	90.9	89.4	89.3	89.0	89.0	89.0	89.0	89.3	90.1
1953	90.1	90.2	90.2	89.7	89.7	89.9	89.9	90.0	90.0	89.9	90.0	90.0
1954	90.0	90.0	90.0	90.0	90.0	90.0	90.0	90.0	90.0	90.0	89.9	89.8
1955	89.8	89.7	89.7	89.7	89.6	89.6	89.6	89.6	89.6	91.3	92.9	92.9
1956	93.1	93.2	93.7	96.5	96.6	97.0	97.0	97.0	97.0	97.1	97.2	97.2
1957	97.1	97.1	97.1	97.5	97.2	97.3	97.4	97.4	97.4	98.2	98.3	97.9
1958	98.0	98.2	98.1	97.9	98.0	98.0	98.0	98.0	98.1	98.8	98.9	99.1
1959	99.1	99.2	99.5	103.2	104.2	104.8	105.1	106.5	106.5	107.4	107.7	107.9
1960	108.0	108.0	108.0	107.4	106.6	106.6	106.6	106.6	106.6	106.6	106.6	106.6
1961	106.8	106.8	106.8	106.8	106.9	106.9	106.9	107.4	107.8	108.4	108.5	108.5

FUELS AND RELATED PRODUCTS, AND POWER--CODE 05

Year	Jan.	Feb.	Mar.	Apr.	May	June	July	Aug.	Sept.	Oct.	Nov.	Dec.
Seasonal adjustment factors:												
1948	100.9	101.2	100.3	99.4	99.2	99.2	99.6	99.5	99.8	100.3	100.4	100.2
1949	100.9	101.2	100.3	99.5	99.2	99.2	99.6	99.6	99.8	100.3	100.4	100.2
1950	100.8	101.0	100.4	99.5	99.2	99.2	99.6	99.6	99.8	100.3	100.4	100.3
1951	100.7	100.9	100.5	99.5	99.2	99.3	99.5	99.7	99.9	100.3	100.3	100.2
1952	100.7	100.9	100.5	99.6	99.3	99.4	99.4	99.7	99.9	100.1	100.2	100.2
1953	100.7	101.0	100.7	99.8	99.4	99.5	99.2	99.7	99.8	100.0	100.0	100.3
1954	100.9	101.0	100.7	99.9	99.6	99.5	99.2	99.7	99.8	99.9	99.7	100.2
1955	100.9	101.3	100.7	100.1	99.6	99.4	99.0	99.6	99.7	99.8	99.7	100.3
1956	101.1	101.2	100.6	100.1	99.7	99.3	99.0	99.7	99.9	99.7	99.5	100.1
1957	101.1	101.2	100.8	100.1	99.7	99.1	99.0	99.8	99.9	99.7	99.5	100.2
1958	101.0	101.1	100.8	100.1	99.4	99.0	99.2	100.0	100.1	99.8	99.5	100.1
1959	100.8	101.1	100.9	100.1	99.2	98.9	99.3	100.0	100.1	99.7	99.8	100.3
1960	100.8	101.0	100.9	100.0	99.0	98.9	99.4	100.2	100.2	99.7	99.8	100.2
1961	100.7	101.1	101.0	100.0	99.0	98.9	99.4	100.1	100.1	99.7	99.8	100.4

Price indexes (1957-59=100):

1948	92.5	93.1	93.0	93.3	93.4	93.6	94.8	94.3	94.2	94.6	94.7	94.2
1949	93.8	92.5	90.9	89.3	88.3	87.8	87.7	87.6	88.0	88.7	88.5	88.4
1950	88.8	89.1	88.9	88.2	89.1	89.7	90.5	90.9	91.5	91.9	92.3	91.7
1951	93.2	94.1	94.0	93.3	93.0	93.1	93.3	93.1	93.4	93.5	93.6	94.1
1952	94.1	93.9	94.1	93.1	92.8	92.7	92.8	92.7	93.0	93.4	93.4	93.9
1953	94.4	94.7	94.9	94.1	93.8	94.8	97.3	97.2	97.1	97.4	97.4	97.3
1954	97.0	96.8	95.6	95.1	94.8	94.4	93.0	93.6	93.6	93.6	94.1	94.1
1955	95.0	95.2	95.0	94.1	93.7	93.5	93.2	93.9	94.6	94.6	95.1	95.7
1956	97.2	97.4	97.1	96.9	97.0	96.8	96.9	97.1	97.3	97.8	97.4	99.8
1957	101.8	104.7	104.4	104.6	103.8	102.6	101.9	101.8	101.7	101.4	101.3	101.8
1958	101.7	99.5	98.4	97.2	96.6	96.9	98.0	99.6	99.9	99.0	98.6	98.9
1959	99.7	100.5	100.7	99.8	99.3	97.4	97.3	98.3	98.0	97.6	97.4	97.8
1960	98.0	98.1	98.3	98.3	97.0	98.3	99.7	101.0	101.7	101.8	101.7	101.8
1961	102.6	103.1	102.9	100.9	99.5	100.1	100.4	100.2	99.6	99.0	99.8	100.6

SEASONAL ADJUSTMENT FACTORS AND INDEXES,
WHOLESALE PRICE INDEX--Continued

ANTHRACITE--CODE 05-11

Year	Jan.	Feb.	Mar.	Apr.	May	June	July	Aug.	Sept.	Oct.	Nov.	Dec.
Seasonal adjustment factors:												
1948	100.7	101.0	101.3	99.4	97.6	97.8	99.3	100.3	100.5	100.7	100.5	101.0
1949	100.4	101.6	101.5	99.4	97.5	97.9	99.1	100.1	100.5	100.7	100.6	100.9
1950	100.7	101.8	101.8	99.0	97.5	97.9	99.0	99.9	100.2	100.7	100.3	101.6
1951	101.2	102.4	102.3	98.5	97.1	97.9	98.5	99.3	100.1	100.6	100.4	102.0
1952	101.8	103.0	102.9	98.1	96.5	97.4	98.1	99.1	99.9	100.2	100.4	102.5
1953	102.7	104.0	103.8	97.0	95.9	96.8	97.8	98.5	99.5	100.3	100.6	103.1
1954	103.9	104.1	104.3	96.3	95.5	96.2	97.7	98.1	98.9	100.0	100.8	104.2
1955	104.6	104.6	104.6	95.9	95.0	95.5	97.3	97.6	98.8	100.3	101.5	104.1
1956	104.8	104.9	105.1	95.5	94.8	95.2	97.2	97.3	98.4	100.7	101.8	104.3
1957	104.6	105.4	105.2	95.1	94.9	94.9	97.1	97.0	98.5	101.3	102.1	104.2
1958	104.4	105.2	104.8	95.4	94.9	94.8	97.1	97.1	98.9	101.1	102.1	104.0
1959	104.2	105.1	104.9	95.8	94.7	94.7	97.0	97.1	99.5	101.6	102.0	103.4
1960	103.9	105.1	104.9	96.0	94.6	94.7	97.0	97.2	99.7	101.6	102.0	103.2
1961	103.8	105.1	104.8	96.2	94.6	94.6	97.0	97.2	99.9	101.5	101.8	103.3

Price indexes (1957-59=100):

1948	70.7	70.7	70.7	70.7	70.8	71.7	75.9	78.5	78.6	78.6	78.6	78.6
1949	78.6	78.6	78.6	76.6	75.4	76.0	76.3	77.1	77.8	78.3	78.3	78.3
1950	78.3	78.3	80.2	80.8	78.4	79.2	79.8	80.8	81.6	82.3	83.0	83.3
1951	83.8	90.7	90.7	88.2	87.5	88.7	89.5	90.2	91.1	91.1	91.1	91.1
1952	91.1	91.1	91.1	85.5	85.8	86.6	87.8	89.1	90.6	94.2	94.2	102.8
1953	102.8	102.8	102.9	96.9	96.9	98.5	100.3	101.5	102.7	101.4	101.6	101.6
1954	101.6	101.6	101.6	87.5	90.7	91.9	91.9	92.5	92.5	89.9	90.5	91.3
1955	91.7	91.7	91.7	91.7	82.1	82.1	84.3	84.3	85.7	89.2	89.5	90.9
1956	93.1	93.1	93.1	83.8	83.8	83.8	86.5	86.5	87.5	91.2	95.8	103.3
1957	103.3	103.3	103.3	93.8	93.8	93.8	96.3	96.6	99.4	102.8	103.1	105.8
1958	105.8	105.8	105.8	94.4	94.4	94.4	96.5	96.5	97.7	100.3	100.7	100.7
1959	100.7	105.5	104.6	96.7	96.7	96.7	99.0	99.1	101.7	103.6	103.6	103.6
1960	103.6	103.6	103.6	97.1	95.8	95.8	98.2	98.2	100.6	100.6	100.6	100.6
1961	102.0	102.0	102.0	102.0	88.3	88.3	90.7	90.7	93.4	95.4	95.4	98.7

ANTHRACITE, CHESTNUT, PENNSYLVANIA MINE--CODE 05-11-01

Year	Jan.	Feb.	Mar.	Apr.	May	June	July	Aug.	Sept.	Oct.	Nov.	Dec.
Seasonal adjustment factors:												
1948	100.8	101.1	101.4	99.3	97.0	97.5	99.2	100.4	100.6	100.9	100.8	101.1
1949	100.4	101.7	101.7	99.3	96.9	97.5	99.0	100.2	100.7	100.9	100.9	101.0
1950	100.7	102.0	102.1	98.8	96.8	97.5	98.9	100.0	100.3	100.8	100.6	101.7
1951	101.4	102.9	102.9	97.9	96.2	97.3	98.4	99.4	100.2	100.7	100.8	102.2
1952	102.1	103.6	103.8	97.4	95.3	96.7	97.8	99.1	100.0	100.2	100.7	102.9
1953	103.2	104.9	104.9	96.0	94.6	95.8	97.5	98.5	99.6	100.4	101.0	103.6
1954	104.8	105.1	105.5	95.1	94.1	95.1	97.2	97.9	98.8	100.2	101.4	104.9
1955	105.6	105.7	106.0	94.6	93.5	94.3	96.7	97.2	98.7	100.6	102.1	104.9
1956	105.9	106.2	106.6	94.1	93.3	93.8	96.5	96.7	98.3	101.0	102.5	105.2
1957	105.9	106.6	106.5	93.7	93.4	93.5	96.4	96.2	98.3	101.9	102.9	105.2
1958	105.7	106.5	106.0	93.9	93.5	93.4	96.2	96.3	98.9	101.7	102.9	104.9
1959	105.4	106.4	106.2	94.4	93.0	93.1	96.2	96.4	99.5	102.3	102.7	104.4
1960	105.1	106.4	106.2	94.7	92.9	93.1	96.3	96.5	99.7	102.3	102.7	104.2
1961	105.1	106.3	106.0	95.0	92.9	93.0	96.3	96.5	99.8	102.2	102.6	104.3

Price indexes (1957-59=100):

1948	76.8	76.8	76.8	76.8	77.0	78.3	82.8	85.7	85.7	85.7	85.7	85.7
1949	85.7	85.7	85.7	83.4	81.9	82.6	83.3	83.8	84.7	85.4	85.4	85.4
1950	85.4	85.4	87.9	88.7	85.4	86.5	87.3	88.6	89.8	90.7	91.5	91.5
1951	92.5	101.3	101.3	97.5	96.5	98.0	99.2	100.4	101.8	101.8	101.8	101.8
1952	101.8	101.8	101.8	93.9	94.3	95.6	97.3	99.0	99.7	103.0	103.0	112.2
1953	112.2	112.2	112.2	102.5	102.5	104.8	107.4	109.1	110.5	108.8	108.9	108.9
1954	108.9	108.9	108.9	90.1	93.8	95.3	95.3	96.1	96.1	92.8	93.8	94.9
1955	95.3	95.3	95.3	95.3	82.2	82.2	85.2	85.2	87.2	92.3	92.7	94.9
1956	98.4	98.4	98.4	86.8	86.8	86.8	89.6	89.6	90.9	95.7	100.9	108.4
1957	108.4	108.4	108.4	95.2	95.2	95.2	97.7	98.2	101.2	104.6	105.1	108.0
1958	108.0	108.0	108.0	92.5	92.5	92.5	95.3	95.3	97.2	99.9	100.3	100.3
1959	100.3	104.2	102.8	93.2	93.2	93.2	96.1	96.1	99.1	102.0	102.0	102.0
1960	102.0	102.0	102.0	93.5	91.9	91.9	94.8	94.8	98.2	98.2	98.2	98.2
1961	100.4	100.4	100.4	100.4	83.4	83.4	86.8	86.8	90.2	93.1	93.1	97.0

SEASONAL ADJUSTMENT FACTORS AND INDEXES,
WHOLESALE PRICE INDEX--Continued

ANTHRACITE, BUCKWHEAT, NO. 1, PENNSYLVANIA MINE--CODE C5-11-03

Year	Jan.	Feb.	Mar.	Apr.	May	June	July	Aug.	Sept.	Oct.	Nov.	Dec.
Seasonal adjustment factors:												
1948	100.5	100.8	101.2	100.1	98.4	98.3	99.2	99.8	100.1	100.3	100.3	100.8
1949	100.2	101.2	101.3	100.0	98.4	98.4	99.2	99.7	100.1	100.3	100.4	100.7
1950	100.4	101.2	101.3	100.1	98.6	98.5	98.9	99.3	99.9	100.4	100.0	101.5
1951	100.8	101.4	101.0	100.2	98.7	98.7	98.6	98.8	99.7	100.2	100.0	101.8
1952	101.3	101.8	101.5	99.4	98.8	98.5	98.4	98.6	99.6	100.0	100.0	102.2
1953	102.0	102.5	102.0	98.6	98.4	98.1	98.3	98.3	99.4	100.0	100.2	102.4
1954	103.0	102.9	102.8	97.6	97.8	97.5	98.2	98.1	99.0	99.7	100.3	102.8
1955	104.2	103.8	103.7	96.5	96.9	96.6	98.1	97.9	98.9	99.8	101.0	102.6
1956	104.5	104.6	104.9	95.5	96.1	96.0	97.9	97.6	98.6	100.3	101.3	102.8
1957	104.4	105.3	105.3	95.5	95.4	95.3	97.6	97.2	98.6	100.8	101.6	103.0
1958	104.4	105.4	105.1	95.6	95.3	95.2	97.3	97.1	98.8	100.8	101.7	103.1
1959	104.2	105.4	105.3	96.0	94.9	94.9	97.1	97.1	99.2	101.3	101.6	103.4
1960	103.7	105.3	105.3	96.3	94.8	94.9	97.1	97.2	99.3	101.2	101.6	103.2
1961	103.7	105.3	105.3	96.5	94.7	94.8	97.0	97.2	99.5	101.1	101.4	103.5

Price indexes (1957-59=100):

1948	62.0	62.0	62.0	62.0	62.0	62.2	64.8	66.6	66.6	66.7	66.7	66.7
1949	66.7	66.7	66.7	65.1	63.9	64.4	64.9	65.3	65.9	66.3	66.3	66.3
1950	66.3	66.3	67.4	67.6	65.9	66.4	66.9	67.4	68.3	68.8	69.9	70.7
1951	70.9	75.3	75.3	74.9	74.8	75.3	75.6	75.8	75.8	75.8	75.8	75.8
1952	75.8	75.8	75.8	75.8	75.8	75.8	75.8	76.4	80.2	84.1	84.1	93.7
1953	93.7	93.7	94.0	96.3	96.3	96.4	96.9	97.3	97.8	96.9	97.3	97.3
1954	97.3	97.3	97.3	88.6	91.4	91.4	91.4	91.6	91.6	90.1	90.1	90.1
1955	90.3	90.3	90.3	90.3	84.0	84.0	86.1	86.1	87.4	88.7	88.7	88.7
1956	90.6	90.6	90.6	81.5	81.5	81.5	83.5	83.5	84.1	86.3	90.9	101.6
1957	101.6	101.6	101.6	92.1	92.1	92.1	95.2	95.2	98.4	102.6	103.0	106.1
1958	106.1	106.1	106.1	95.0	95.0	95.0	97.1	97.1	98.1	101.6	102.1	102.1
1959	102.1	107.8	107.4	97.3	97.3	97.3	99.3	99.3	101.6	102.6	102.6	102.6
1960	102.6	102.6	102.6	97.7	96.7	96.7	98.7	98.7	100.7	100.7	100.7	100.7
1961	101.4	101.4	101.4	101.4	86.4	86.4	88.4	88.4	90.4	92.1	92.1	96.7

BITUMINOUS COAL--CODE 05-12

Year	Jan.	Feb.	Mar.	Apr.	May	June	July	Aug.	Sept.	Oct.	Nov.	Dec.
Seasonal adjustment factors:												
1948	101.2	101.3	100.9	98.5	98.3	98.7	99.1	99.9	100.0	100.4	100.6	100.9
1949	101.0	101.5	101.0	98.6	98.3	98.7	99.0	99.7	100.0	100.3	100.7	100.9
1950	101.0	101.5	101.1	98.6	98.3	98.7	98.9	99.4	99.7	100.7	100.8	101.1
1951	101.1	101.7	101.2	98.5	98.3	98.6	98.9	99.0	99.6	100.9	101.0	101.3
1952	101.3	101.7	100.8	98.6	98.4	98.5	98.7	98.8	99.6	101.1	101.2	101.4
1953	101.3	101.6	100.6	98.5	98.4	98.5	98.6	98.7	99.6	101.4	101.4	101.6
1954	101.4	101.1	100.1	98.8	98.6	98.5	98.6	98.6	99.8	101.8	101.5	101.5
1955	101.3	100.8	99.7	99.0	98.7	98.5	98.6	98.8	100.1	101.5	101.4	101.4
1956	101.2	100.8	99.9	98.9	98.7	98.6	98.6	99.0	100.3	101.5	101.3	101.1
1957	101.2	100.9	100.3	98.8	98.5	98.6	98.8	99.2	100.3	101.4	101.3	101.1
1958	101.2	101.0	100.4	98.6	98.4	98.7	98.9	99.4	100.4	100.9	101.0	101.1
1959	101.4	101.3	100.8	98.2	98.0	98.6	99.1	99.8	100.3	100.6	101.0	101.1
1960	101.4	101.5	101.1	97.9	97.8	98.6	99.1	99.8	100.3	100.6	101.0	101.1
1961	101.4	101.5	101.0	98.0	97.9	98.5	99.1	99.8	100.3	100.6	101.0	101.2

Price indexes (1957-59=100):

1948	83.3	83.4	83.4	84.1	85.5	85.8	92.8	93.0	93.0	92.7	92.7	92.7
1949	92.1	91.7	90.2	86.8	86.0	85.8	86.0	85.8	85.8	85.9	87.0	87.8
1950	88.7	89.2	90.2	86.8	86.3	86.3	86.4	86.7	87.0	87.2	87.0	87.0
1951	87.0	89.7	89.2	87.8	87.5	87.6	86.6	86.7	87.4	87.7	87.8	87.9
1952	87.8	87.8	87.7	85.2	85.1	85.3	85.8	85.9	86.8	91.6	91.9	92.6
1953	92.8	92.5	91.0	89.1	88.7	88.7	89.0	88.6	88.9	89.4	89.4	89.4
1954	88.7	87.8	84.9	84.0	83.9	83.8	83.9	84.1	84.4	84.4	84.4	84.3
1955	84.3	84.2	84.1	81.5	81.3	81.5	82.0	82.6	88.1	87.9	88.2	88.3
1956	88.4	88.4	88.7	91.7	92.0	92.3	92.5	93.3	93.6	99.4	99.5	99.6
1957	100.1	100.1	99.7	100.9	101.0	101.1	101.3	101.6	101.6	101.7	101.8	101.8
1958	101.6	101.8	101.8	97.6	97.5	98.1	98.4	99.3	99.8	100.3	100.3	100.3
1959	101.8	101.8	100.4	96.7	96.4	97.3	98.0	98.9	99.4	99.7	100.1	100.1
1960	100.1	100.1	100.0	96.4	96.4	97.1	97.4	98.4	99.0	99.1	99.6	99.7
1961	99.8	99.8	99.3	96.3	96.0	96.3	96.9	97.4	97.9	98.2	98.6	98.6

SEASONAL ADJUSTMENT FACTORS AND INDEXES,
WHOLESALE PRICE INDEX--Continued

BITUMINOUS COAL, DOMESTIC, LARGE SIZES--CODE 05-12-04

Year	Jan.	Feb.	Mar.	Apr.	May	June	July	Aug.	Sept.	Oct.	Nov.	Dec.
Seasonal adjustment factors:												
1955	103.6	103.5	101.8	94.9	94.7	95.7	96.9	98.6	101.1	102.9	103.3	103.4
1956	103.5	103.3	101.9	95.0	94.7	95.7	97.0	98.7	101.0	102.8	103.2	103.3
1957	103.7	103.5	101.7	95.1	94.7	95.8	97.1	98.8	101.0	102.5	103.1	103.2
1958	103.6	103.4	101.7	95.3	94.8	96.1	97.1	99.0	101.1	102.1	103.0	103.1
1959	103.6	103.4	101.9	95.5	94.8	96.1	97.4	99.1	100.9	101.7	102.9	103.0
1960	103.6	103.4	102.2	95.5	94.8	96.1	97.5	99.2	100.8	101.6	102.8	102.9
1961	103.7	103.5	102.1	95.5	94.8	96.2	97.5	99.1	100.8	101.5	102.9	103.0

Price indexes (1957-59=100):

1955	92.1	92.1	91.7	84.4	84.5	85.1	87.3	89.3	94.1	95.0	95.3	95.4
1956	95.9	95.8	93.7	87.2	87.7	89.3	90.0	92.6	94.4	100.0	100.8	101.1
1957	101.3	101.3	99.2	94.5	94.0	95.0	96.5	98.1	100.2	100.8	101.6	102.4
1958	102.2	102.2	102.2	95.2	94.8	95.9	97.6	99.3	100.5	102.2	102.7	102.9
1959	105.1	105.1	102.0	96.6	95.9	97.9	99.5	101.3	102.7	102.8	104.2	104.4
1960	104.4	104.4	104.4	97.0	96.6	98.1	98.8	100.8	102.8	102.8	104.1	104.5
1961	104.9	104.9	103.6	96.3	95.4	96.0	97.7	98.9	100.3	101.8	103.2	103.2

BITUMINOUS COAL, DOMESTIC, STOKER--CODE 05-12-05

Year	Jan.	Feb.	Mar.	Apr.	May	June	July	Aug.	Sept.	Oct.	Nov.	Dec.
Seasonal adjustment factors:												
1955	102.7	102.6	99.9	95.5	95.7	96.5	98.3	99.8	100.8	102.9	102.9	102.6
1956	102.6	102.4	100.2	95.5	95.7	96.6	98.3	99.9	100.9	102.8	102.7	102.5
1957	102.7	102.4	100.1	95.6	95.7	96.8	98.4	100.1	100.9	102.5	102.6	102.4
1958	102.5	102.2	100.5	95.7	95.8	97.1	98.6	100.4	100.9	102.0	102.3	102.2
1959	102.4	102.2	100.8	95.7	95.9	97.3	98.7	100.5	101.2	101.5	102.0	102.0
1960	102.3	102.2	101.1	95.6	95.9	97.5	98.8	100.6	101.1	101.5	101.9	101.9
1961	102.4	102.3	101.0	95.6	96.0	97.5	98.8	100.5	101.1	101.5	101.9	101.9

Price indexes (1957-59=100):

1955	89.3	89.3	89.3	81.6	82.0	82.6	84.8	86.5	91.2	92.3	92.5	92.8
1956	93.0	93.0	90.6	86.8	87.5	89.0	91.3	93.6	94.9	99.6	99.9	99.9
1957	99.9	99.9	97.7	94.7	94.8	95.7	97.3	99.0	100.0	100.6	101.4	101.4
1958	101.4	101.4	101.4	95.7	95.9	97.6	99.0	101.0	101.6	101.8	102.1	102.1
1959	103.9	103.9	101.3	97.3	97.6	99.3	100.6	102.2	102.4	102.6	102.9	102.9
1960	102.9	102.9	102.9	96.5	97.1	98.8	99.7	101.5	101.7	102.0	102.2	102.2
1961	102.2	102.2	101.0	94.5	95.2	96.3	97.7	99.0	99.7	99.5	99.9	99.9

SEASONAL ADJUSTMENT FACTORS AND INDEXES,
WHOLESALE PRICE INDEX--Continued

PETROLEUM AND PRODUCTS--CODE 05-5

Year	Jan.	Feb.	Mar.	Apr.	May	June	July	Aug.	Sept.	Oct.	Nov.	Dec.
Seasonal adjustment factors:												
1948	101.2	100.8	99.8	99.0	99.1	99.1	99.5	99.9	100.2	100.6	100.4	100.3
1949	101.1	100.7	99.8	99.0	99.1	99.1	99.5	100.0	100.3	100.6	100.4	100.3
1950	100.9	100.5	99.8	99.0	99.2	99.3	99.7	100.0	100.3	100.6	100.4	100.2
1951	100.6	100.0	99.9	99.2	99.2	99.3	99.7	100.3	100.5	100.6	100.4	100.0
1952	100.3	100.0	99.8	99.4	99.6	99.6	99.7	100.3	100.4	100.4	100.3	100.0
1953	100.3	100.1	99.9	99.7	99.6	99.7	99.6	100.3	100.3	100.2	100.3	100.0
1954	100.4	100.2	99.9	99.9	99.9	99.8	99.6	100.2	100.2	100.0	99.7	99.9
1955	100.5	100.5	100.3	100.2	100.0	99.8	99.4	100.0	100.1	99.8	99.5	100.0
1956	100.9	100.6	100.2	100.3	100.1	99.8	99.4	99.9	100.2	99.5	99.1	99.8
1957	100.9	100.6	100.7	100.4	100.1	99.4	99.4	100.0	100.2	99.5	99.1	99.8
1958	100.8	100.7	100.7	100.5	99.7	99.3	99.4	100.1	100.2	99.5	99.0	99.8
1959	100.7	100.7	100.9	100.6	99.6	99.1	99.3	100.1	100.2	99.5	99.2	99.9
1960	100.8	100.7	100.8	100.6	99.5	99.2						

Price indexes (1957-59=100):

1948	92.5	93.4	93.4	93.4	93.4	93.4	93.3	92.8	92.2	92.6	92.0	90.9
1949	87.9	86.8	85.0	83.3	81.9	81.0	80.7	81.5	81.9	82.5	81.5	81.5
1950	82.1	82.1	82.0	82.1	84.4	85.6	87.0	88.5	89.5	89.8	90.0	90.2
1951	91.3	91.3	91.9	91.7	91.5	91.7	92.0	92.0	92.1	92.1	92.1	92.0
1952	92.0	91.7	91.8	90.9	91.3	91.0	90.8	99.9	90.1	90.1	89.8	89.6
1953	89.6	89.6	90.5	90.8	90.8	92.2	97.0	96.7	96.7	96.8	96.6	95.4
1954	94.8	94.2	92.6	93.1	92.7	92.1	89.8	90.8	90.8	90.8	90.9	91.7
1955	92.7	92.7	92.7	92.6	92.6	92.6	92.7	93.8	94.7	94.8	95.5	96.0
1956	97.3	97.6	97.0	97.6	98.2	98.2	98.6	98.2	98.3	98.2	97.6	100.4
1957	103.7	108.8	108.5	108.3	107.8	106.6	105.0	104.2	104.3	103.5	102.5	102.5
1958	102.1	98.7	97.1	96.2	95.2	95.7	97.2	99.0	99.4	97.6	97.1	97.3
1959	98.1	99.2	99.6	99.1	98.2	95.5	95.3	96.5	95.6	95.1	94.6	94.9
1960	95.0	95.2	95.5	95.8	94.3	96.3	Discontinued					

CRUDE PETROLEUM--CODE 05-61

Year	Jan.	Feb.	Mar.	Apr.	May	June	July	Aug.	Sept.	Oct.	Nov.	Dec.
Seasonal adjustment factors:												
1948	100.5	101.0	100.3	100.1	99.8	99.7	99.6	99.6	99.6	99.8	99.8	99.9
1949	100.5	100.9	100.3	100.1	99.9	99.8	99.7	99.8	99.7	99.8	99.9	100.0
1950	100.4	100.7	100.2	100.1	99.9	99.9	99.8	99.8	99.8	99.9	99.9	99.9
1951	99.9	100.3	100.2	99.8	100.3	99.9	100.3	100.0	99.9	99.9	99.8	99.8
1952	99.8	100.2	100.0	99.7	100.3	99.9	100.4	100.2	100.0	99.9	99.7	99.7
1953	99.6	100.1	99.9	99.7	100.4	100.0	100.6	100.3	100.1	99.9	99.7	99.7
1954	99.6	100.1	100.0	99.8	100.4	100.1	100.6	100.3	100.1	99.8	99.5	99.4
1955	99.6	100.1	100.4	100.0	100.5	100.1	100.5	100.2	100.0	99.7	99.5	99.4
1956	99.7	100.0	100.5	100.4	100.3	100.3	100.1	100.0	99.9	99.7	99.5	99.5
1957	99.7	99.9	100.5	100.5	100.3	100.3	100.1	100.0	99.8	99.7	99.6	99.6
1958	99.7	99.9	100.5	100.4	100.2	100.2	100.1	100.0	99.8	99.8	99.7	99.7
1959	99.7	99.9	100.4	100.3	100.2	100.1	100.0	100.0	99.8	99.8	99.9	100.0
1960	99.7	99.8	100.1	100.2	100.2	100.2	100.1	100.0	99.8	99.9	99.9	100.1
1961	99.7	99.8	100.1	100.2	100.2	100.1	100.1	100.0	99.8	99.9	99.9	100.0

Price indexes (1957-59=100):

1948	83.1	83.1	83.1	83.1	83.1	83.1	83.1	83.1	83.1	83.1	83.1	82.9
1949	82.7	82.5	82.5	82.3	82.1	82.0	81.7	81.7	81.7	81.7	81.7	81.8
1950	81.8	81.8	81.8	81.8	81.9	81.9	82.0	82.0	82.0	82.1	82.1	82.3
1951	82.4	82.4	82.4	82.4	82.4	82.4	82.4	82.4	82.4	82.4	82.4	82.4
1952	82.4	82.4	82.4	82.4	82.4	82.4	82.4	82.4	82.4	82.4	82.4	82.4
1953	82.4	84.5	84.5	84.5	84.5	91.6	91.6	91.6	91.6	91.4	91.4	91.4
1954	91.2	91.2	91.2	91.2	91.2	90.8	90.8	90.8	90.8	90.8	90.8	91.0
1955	91.0	91.0	91.0	91.0	91.0	91.0	91.1	91.1	91.1	91.1	91.2	91.3
1956	91.3	91.3	91.3	91.4	91.4	91.6	91.6	91.6	91.6	91.6	91.6	92.4
1957	95.1	101.6	101.6	101.6	101.6	101.6	101.6	101.5	101.5	101.5	101.5	101.5
1958	101.5	101.5	101.5	101.5	101.4	101.4	100.9	100.9	100.9	100.9	100.9	100.9
1959	99.1	97.9	97.9	98.0	98.0	98.0	98.0	98.0	97.2	97.2	97.2	97.2
1960	97.2	97.2	97.2	97.2	97.2	97.2	97.2	97.2	97.2	97.2	97.2	97.2
1961	97.2	97.2	97.2	97.5	97.5	97.5	97.5	97.5	97.5	97.8	97.8	97.8

SEASONAL ADJUSTMENT FACTORS AND INDEXES,
WHOLESALE PRICE INDEX--Continued

GASOLINE--CODE 05-71

Year	Jan.	Feb.	Mar.	Apr.	May	June	July	Aug.	Sept.	Oct.	Nov.	Dec.
Seasonal adjustment factors:												
1948	100.6	99.7	99.4	99.1	99.9	100.2	100.4	100.3	100.5	100.8	99.8	99.5
1949	100.4	99.5	99.5	99.2	99.9	100.2	100.4	100.4	100.6	100.8	99.9	99.4
1950	100.2	99.4	99.5	99.0	99.9	100.2	100.5	100.5	100.6	100.8	99.9	99.4
1951	99.7	99.2	99.6	99.0	99.8	99.8	101.0	100.8	100.8	100.8	100.1	99.4
1952	99.5	99.2	99.3	99.1	100.0	100.0	100.9	100.9	100.9	100.5	100.1	99.5
1953	99.6	99.2	99.3	99.4	99.9	99.9	100.7	100.9	101.0	100.7	100.2	99.7
1954	99.7	99.3	98.9	99.4	100.1	100.0	100.7	100.9	101.1	100.5	99.7	99.5
1955	99.7	99.9	99.1	99.7	100.1	99.9	100.4	100.7	101.2	100.5	99.5	99.5
1956	100.1	99.8	98.8	99.7	100.0	100.1	100.1	101.0	101.5	100.3	99.1	99.2
1957	99.9	99.8	99.5	99.9	99.8	99.5	100.0	101.3	101.7	100.6	99.2	99.0
1958	99.4	99.6	99.8	100.2	99.1	99.3	100.2	101.7	101.8	100.5	99.1	98.8
1959	99.3	99.6	100.3	99.9	98.6	99.4	100.4	101.9	101.7	100.1	99.5	99.4
1960	99.3	99.2	100.4	99.9	98.2	99.4	100.7	102.3	101.7	100.0	99.6	99.4
1961	99.0	99.4	100.6	99.9	98.2	99.5	100.6	102.1	101.5	99.9	99.7	99.7

Price indexes (1957-59=100):

1948	87.6	89.0	89.0	89.0	89.0	89.0	89.0	89.0	89.6	91.3	91.3	91.8
1949	92.4	91.2	90.9	91.3	91.2	91.4	91.4	91.4	91.4	91.1	88.8	88.0
1950	87.7	87.2	87.9	88.0	92.1	93.7	95.2	95.9	96.2	96.2	96.2	95.2
1951	96.7	96.7	97.9	97.6	97.4	97.4	97.4	97.4	97.4	97.4	97.4	97.0
1952	97.0	97.0	97.4	96.1	97.0	97.4	97.4	97.4	97.4	97.4	96.9	96.9
1953	96.9	97.9	98.9	98.9	99.6	99.6	106.1	106.1	106.1	106.1	105.0	103.1
1954	101.9	99.6	97.1	99.1	99.1	98.4	95.5	96.3	96.3	94.8	94.8	94.8
1955	95.5	95.1	95.1	95.1	96.0	96.3	96.3	97.5	99.1	99.6	99.6	99.6
1956	99.6	99.2	97.9	99.8	101.0	101.0	101.6	100.9	100.7	99.7	98.0	99.9
1957	102.5	107.2	107.2	107.2	106.7	105.8	104.0	104.0	104.9	103.8	101.7	101.7
1958	101.7	97.7	96.1	95.3	94.2	95.3	98.6	101.0	101.0	98.8	97.4	96.8
1959	97.2	97.7	99.2	99.9	99.2	98.4	96.5	99.6	99.1	96.9	95.0	92.6
1960	91.7	93.2	96.3	97.0	93.7	97.2	99.6	101.9	102.3	102.3	101.9	101.9
1961	102.3	101.7	101.5	98.5	96.9	100.1	100.5	99.0	96.6	93.9	95.5	97.0

GASOLINE, TULSA, 91 OCTANE, REGULAR--²¹CODE 05-71-03

Year	Jan.	Feb.	Mar.	Apr.	May	June	July	Aug.	Sept.	Oct.	Nov.	Dec.
Seasonal adjustment factors:												
1948	101.4	99.6	99.3	98.1	99.1	100.0	100.2	100.6	100.8	101.0	100.6	99.8
1949	101.1	99.4	99.1	98.2	99.1	99.9	100.2	100.6	100.8	101.0	100.6	99.5
1950	100.8	99.4	99.4	98.0	99.2	100.1	100.4	100.7	100.9	101.1	100.6	99.7
1951	100.0	99.2	99.6	98.1	99.0	99.6	101.2	101.1	101.0	101.0	100.5	99.5
1952	99.9	98.9	99.6	98.1	99.2	99.8	101.2	101.1	101.1	100.9	100.5	99.4
1953	99.8	99.0	99.3	98.6	99.5	99.7	101.1	101.3	101.0	100.8	100.3	99.7
1954	99.7	98.9	99.1	98.6	100.1	100.0	101.1	101.2	101.1	100.5	99.9	99.5
1955	99.1	99.5	99.2	99.3	100.5	100.1	100.5	100.9	101.1	100.4	99.8	99.3
1956	99.3	99.4	98.9	99.5	100.6	101.2	99.9	101.1	101.3	100.5	99.3	99.0
1957	98.7	99.3	99.5	99.9	100.7	100.3	100.2	101.6	101.9	100.3	99.9	98.6
1958	97.8	99.1	100.5	101.0	99.2	100.2	100.8	102.2	102.1	100.2	98.7	98.1
1959	97.4	99.0	101.0	101.7	98.0	101.3	100.4	102.8	101.3	100.6	98.4	98.0
1960	97.5	98.5	101.1	102.0	97.2	101.4	100.8	103.5	101.2	100.7	98.2	97.8
1961	97.0	98.6	101.5	102.3	97.1	101.6	100.7	103.3	100.9	100.6	98.3	97.7

Price indexes (1957-59=100):

1948	89.7	89.7	89.7	89.7	89.7	89.7	89.7	89.7	89.7	89.7	89.7	88.3
1949	87.3	85.4	84.4	84.4	84.7	85.4	85.4	85.4	85.4	85.4	83.3	83.3
1950	82.9	81.6	83.2	80.9	84.2	86.2	86.9	88.1	88.6	88.6	88.6	86.4
1951	88.6	88.6	88.6	88.6	88.6	88.6	88.6	88.6	88.6	88.6	88.6	87.6
1952	87.6	87.6	88.6	85.4	87.6	88.6	88.6	88.6	88.6	88.6	88.6	88.6
1953	88.6	88.6	88.6	88.6	88.6	88.6	97.2	97.2	97.2	97.2	96.1	95.0
1954	95.0	91.8	91.8	91.8	91.8	91.8	89.7	89.7	89.7	89.7	89.7	89.7
1955	89.7	89.7	89.7	89.7	91.8	91.8	91.8	93.9	93.9	93.9	93.9	93.9
1956	93.9	93.9	93.9	96.1	100.3	100.3	100.3	100.3	100.3	98.2	98.2	98.2
1957	98.2	106.8	106.8	106.8	106.8	104.7	100.3	100.3	102.5	102.5	102.5	102.5
1958	102.5	98.2	96.1	96.1	93.9	98.2	98.2	102.5	102.5	102.5	99.3	99.3
1959	98.2	98.2	102.5	102.5	102.5	98.2	93.9	102.5	100.3	93.9	89.7	87.6
1960	85.4	89.7	96.1	98.2	89.7	98.2	102.5	106.8	106.8	106.8	106.8	106.8
1961	106.8	106.8	106.8	106.8	98.2	106.8	106.8	98.2	89.7	81.2	89.7	98.2

See footnotes at end of table.

SEASONAL ADJUSTMENT FACTORS AND INDEXES,
WHOLESALE PRICE INDEX--Continued

LIGHT DISTILLATE--CODE 05-72

Year	Jan.	Feb.	Mar.	Apr.	May	June	July	Aug.	Sept.	Oct.	Nov.	Dec.
Seasonal adjustment factors:												
1948	103.4	103.7	101.6	100.1	98.8	97.7	97.0	97.6	99.5	100.0	100.0	100.8
1949	103.2	103.5	101.5	100.2	98.9	97.8	97.2	97.7	99.4	100.0	100.0	100.9
1950	103.0	103.1	101.5	100.1	99.0	98.0	97.6	98.0	99.4	99.9	100.0	100.9
1951	102.5	102.3	101.3	100.2	99.1	98.1	98.5	98.2	99.4	99.8	100.0	100.5
1952	101.8	102.2	101.5	100.3	99.2	98.8	99.0	98.6	99.0	99.5	99.8	100.5
1953	101.4	102.2	101.9	101.0	99.4	99.2	99.6	98.7	98.7	99.2	99.3	100.0
1954	101.6	102.6	102.2	101.1	99.5	99.3	99.5	98.3	98.3	99.0	98.9	99.3
1955	101.7	103.4	102.6	101.6	99.9	99.3	99.0	97.8	97.8	98.7	98.8	99.5
1956	102.2	103.7	103.2	101.6	100.1	99.3	98.0	97.6	97.7	98.3	98.4	99.5
1957	103.1	104.3	103.7	101.8	100.3	98.4	97.5	97.2	97.1	97.8	98.5	100.4
1958	103.9	104.9	104.3	101.1	100.0	97.9	97.0	97.0	97.2	98.0	98.6	100.3
1959	104.0	105.8	105.1	101.1	99.2	97.1	96.4	97.0	97.2	97.7	98.6	101.0
1960	104.5	105.9	105.4	100.8	98.7	96.8	96.4	97.2	97.3	97.7	98.4	100.8
1961	104.4	106.5	105.6	100.8	98.6	96.6	96.3	97.1	97.1	97.7	98.5	101.2

Price indexes (1957-59=100):

1948	93.9	94.3	94.3	94.3	94.3	94.3	94.3	94.3	94.3	94.3	94.2	93.6
1949	93.1	92.2	87.3	84.1	79.9	76.0	74.3	73.7	76.7	78.2	77.5	78.9
1950	83.7	83.8	83.3	82.7	83.5	83.7	83.4	85.9	88.6	88.9	89.4	89.8
1951	90.7	90.7	90.7	90.3	89.8	89.8	89.8	89.8	89.8	89.8	90.4	92.2
1952	92.2	92.2	92.2	91.3	91.3	91.3	92.3	92.3	92.3	92.3	92.3	92.3
1953	92.3	91.4	91.0	91.0	90.2	90.2	94.5	92.0	92.0	92.8	93.2	91.8
1954	92.4	96.5	96.0	94.5	92.8	92.8	90.8	90.8	91.2	93.1	93.1	95.2
1955	98.1	98.1	98.1	98.1	95.0	95.0	94.4	93.7	93.7	93.2	93.2	94.4
1956	100.4	102.1	102.1	100.9	100.9	100.9	100.9	99.4	99.4	101.3	101.3	102.3
1957	106.6	111.2	109.9	109.3	107.8	104.3	100.8	99.4	98.8	98.8	98.8	98.8
1958	98.8	96.1	96.5	93.6	93.6	93.6	93.6	96.2	97.6	97.6	98.8	100.7
1959	106.8	110.7	109.7	105.6	102.1	95.5	94.3	92.9	91.0	93.6	95.6	101.3
1960	103.7	102.2	96.3	94.7	94.7	94.4	95.4	97.5	99.9	100.3	99.9	99.9
1961	106.0	111.0	109.7	103.5	98.2	98.0	98.0	99.7	99.7	100.0	101.2	105.2

LIGHT DISTILLATE, GULF COAST, KEROSENE--CODE 05-72-02

Year	Jan.	Feb.	Mar.	Apr.	May	June	July	Aug.	Sept.	Oct.	Nov.	Dec.
Seasonal adjustment factors:												
1948	105.3	103.8	101.2	100.0	98.4	96.4	96.1	97.5	100.0	100.2	100.3	101.3
1949	104.8	103.5	101.2	100.1	98.5	96.6	96.4	97.6	99.9	100.1	100.2	101.6
1950	104.3	103.1	101.1	100.1	98.7	97.1	96.8	97.9	99.7	99.9	100.2	101.5
1951	103.0	102.6	101.2	100.4	99.1	97.5	98.2	97.9	99.6	99.7	100.0	100.8
1952	102.1	102.5	101.8	100.4	99.4	98.8	99.0	98.2	98.5	99.1	99.5	100.8
1953	101.6	102.7	102.5	101.8	99.3	99.1	99.5	98.2	98.1	98.7	99.0	100.1
1954	102.0	103.3	103.1	102.2	99.6	99.3	99.5	97.4	97.3	98.5	98.5	99.1
1955	102.5	104.1	103.9	103.1	100.4	98.8	98.7	96.5	96.7	98.1	98.3	99.2
1956	103.1	104.4	104.6	103.4	100.7	98.8	97.5	96.5	96.3	97.5	97.8	99.3
1957	104.1	104.8	105.2	103.6	101.1	97.9	96.8	96.2	95.5	97.2	97.7	100.0
1958	104.7	105.2	105.7	102.5	101.3	97.8	96.6	96.0	95.2	97.0	97.6	99.9
1959	104.9	106.3	106.7	102.4	100.5	97.0	95.8	96.4	95.4	96.7	97.5	100.9
1960	105.0	106.5	107.1	101.8	99.8	97.1	96.0	96.7	95.4	96.7	97.2	100.7
1961	105.0	107.0	107.3	101.8	99.5	96.8	95.7	96.4	95.2	96.8	97.2	101.1

Price indexes (1957-59=100):

1948	97.0	97.0	97.0	97.0	97.0	97.0	97.0	97.0	97.0	97.0	97.0	97.0
1949	97.0	95.7	88.9	86.2	79.7	73.4	72.7	74.3	79.9	80.8	80.8	82.1
1950	87.3	86.2	85.5	84.2	85.6	86.2	86.2	88.9	91.6	91.6	91.6	91.6
1951	91.6	91.6	91.6	91.6	91.6	91.6	91.6	91.6	91.6	91.6	92.9	97.0
1952	97.0	97.0	97.0	97.0	97.0	97.0	97.0	97.0	97.0	97.0	97.0	97.0
1953	97.0	97.0	97.0	97.0	97.0	97.0	102.4	97.0	97.0	97.0	97.0	95.7
1954	97.0	102.4	102.4	99.7	97.0	97.0	94.3	94.3	94.3	97.0	97.0	99.7
1955	102.4	102.4	102.4	102.4	94.3	94.3	94.3	94.3	94.3	94.3	94.3	94.3
1956	101.1	102.4	102.4	102.4	102.4	102.4	102.4	98.3	98.3	102.4	102.4	105.1
1957	113.2	115.9	115.9	115.9	113.2	103.6	99.7	97.0	97.0	97.0	97.0	97.0
1958	97.0	94.3	95.7	92.9	92.9	92.9	92.9	95.7	95.7	95.7	98.3	101.1
1959	109.0	111.9	111.9	106.5	102.4	94.3	91.6	91.6	87.7	93.0	93.0	99.7
1960	102.4	102.4	97.0	97.0	97.0	97.0	97.0	97.0	97.0	97.0	97.0	97.0
1961	105.1	110.5	110.5	103.8	99.7	99.7	99.7	102.4	102.4	102.4	102.4	107.8

SEASONAL ADJUSTMENT FACTORS AND INDEXES,
WHOLESALE PRICE INDEX--Continued

LIGHT DISTILLATE, TULSA, KEROSENE--CODE 05-72-03

Year	Jan.	Feb.	Mar.	Apr.	May	June	July	Aug.	Sept.	Oct.	Nov.	Dec.
Seasonal adjustment factors:												
1948	102.1	103.4	101.9	100.6	100.2	99.1	97.7	97.7	98.5	99.3	99.5	99.8
1949	102.1	103.2	101.9	100.6	100.1	99.1	97.9	97.8	98.6	99.3	99.5	99.8
1950	102.0	102.9	101.9	100.5	99.9	99.1	98.0	98.1	98.8	99.4	99.6	100.1
1951	101.9	102.1	101.5	100.3	99.8	98.9	98.8	98.7	99.2	99.5	99.5	100.0
1952	101.5	101.9	101.4	100.3	99.5	98.8	99.0	99.3	99.7	99.5	99.4	100.0
1953	101.4	101.4	101.1	100.2	99.6	99.3	99.8	99.4	99.5	99.3	99.3	99.6
1954	101.5	101.8	101.3	100.1	99.8	99.5	99.8	99.3	99.4	99.3	99.1	99.2
1955	101.5	102.5	101.4	100.3	99.9	99.7	99.4	99.1	99.0	99.0	99.0	99.2
1956	101.8	102.9	101.9	100.3	99.9	99.6	98.5	98.6	99.1	99.2	99.0	99.1
1957	102.3	103.8	102.3	100.3	99.6	98.8	98.2	98.1	98.6	98.7	99.7	99.7
1958	103.5	104.6	102.3	99.7	99.0	97.8	97.4	97.9	99.2	99.0	100.1	100.1
1959	104.0	105.0	102.3	100.0	98.4	96.9	96.9	97.6	98.9	99.2	100.0	100.8
1960	104.8	105.0	102.3	99.8	98.0	96.3	96.7	97.6	99.2	99.3	100.0	100.7
1961	104.9	105.5	102.3	99.9	97.9	96.2	96.7	97.5	98.9	99.2	100.0	101.1

Price indexes (1957-59=100):

1948	94.5	94.5	94.5	94.5	94.5	94.5	94.5	94.5	94.5	94.5	94.3	92.7
1949	91.3	90.2	87.6	85.2	84.6	81.8	78.0	74.2	74.1	75.8	75.8	76.9
1950	81.4	84.6	84.6	84.6	84.6	83.4	82.6	85.8	88.4	88.4	88.4	89.6
1951	92.1	92.1	92.1	91.1	89.6	89.6	89.6	89.6	89.6	89.6	89.6	89.6
1952	89.6	89.6	89.6	87.1	87.1	87.1	87.1	87.1	87.1	87.1	87.1	87.1
1953	87.1	84.6	83.4	83.4	83.4	83.4	88.4	88.4	88.4	88.4	88.4	88.4
1954	88.4	90.7	90.7	90.7	90.7	90.7	89.6	89.6	90.7	90.7	90.7	90.7
1955	94.6	94.6	94.6	94.6	94.6	94.6	93.4	92.1	92.1	92.1	92.1	93.4
1956	99.6	102.0	102.0	99.6	99.6	99.6	99.6	99.6	99.6	99.6	99.6	99.6
1957	102.0	107.0	104.5	103.3	103.3	103.3	100.7	100.7	99.6	99.6	99.6	99.6
1958	99.6	97.0	97.0	94.6	94.6	94.6	94.6	97.0	99.6	99.6	99.6	99.6
1959	104.5	109.5	107.0	104.5	102.0	97.0	97.0	94.6	94.6	94.6	99.6	104.5
1960	104.5	100.9	94.6	90.9	90.9	90.9	93.4	98.3	104.5	104.5	104.5	104.5
1961	109.5	109.5	105.9	103.3	97.0	94.6	94.6	94.6	94.6	97.1	97.1	102.1

MIDDLE DISTILLATE--CODE 05-73

Year	Jan.	Feb.	Mar.	Apr.	May	June	July	Aug.	Sept.	Oct.	Nov.	Dec.
Seasonal adjustment factors:												
1948	104.4	102.6	100.3	98.5	97.2	96.9	96.7	98.0	100.6	101.5	101.5	101.8
1949	103.9	102.3	100.4	98.6	97.3	96.9	96.9	98.3	100.6	101.5	101.4	101.7
1950	103.4	102.0	100.4	98.8	97.6	97.2	97.5	98.3	100.4	101.2	101.4	101.6
1951	102.3	101.2	101.0	99.5	98.1	97.5	98.5	98.7	100.4	100.9	101.2	101.0
1952	101.4	101.2	101.4	100.2	98.7	98.4	98.7	98.8	99.6	100.3	100.7	100.7
1953	101.3	101.4	101.9	100.8	99.2	98.6	98.9	98.9	99.1	99.5	100.0	100.3
1954	101.7	102.1	102.4	101.0	99.7	98.9	98.7	98.5	98.6	99.1	99.4	99.9
1955	102.0	103.0	102.9	101.6	99.9	98.8	98.1	98.1	98.0	98.7	99.2	100.0
1956	102.5	103.8	103.0	101.4	100.0	98.7	97.3	97.8	98.1	98.5	98.7	100.0
1957	103.2	104.5	103.4	101.5	99.9	97.7	97.4	97.4	97.5	98.3	99.1	100.3
1958	104.3	105.0	103.0	101.0	99.5	97.3	97.2	97.2	97.6	98.6	99.0	100.2
1959	104.5	105.9	103.6	101.2	98.6	96.7	96.7	97.3	97.5	98.4	99.1	100.8
1960	105.0	106.0	103.6	101.0	98.2	96.4	96.6	97.5	97.7	98.4	98.9	100.5
1961	105.0	106.4	103.8	101.1	98.0	96.2	96.4	97.2	97.3	98.3	99.0	100.8

Price indexes (1957-59=100):

1948	90.1	92.1	92.1	92.1	92.1	92.1	92.1	92.1	92.5	93.6	93.4	92.0
1949	91.1	86.7	81.4	76.9	73.8	72.2	71.2	73.5	77.8	79.0	78.0	78.8
1950	80.1	79.8	79.1	79.0	78.8	79.6	79.8	81.8	84.9	85.6	86.2	86.6
1951	87.1	87.1	88.2	87.9	87.1	87.0	88.5	88.9	88.9	89.3	89.7	89.7
1952	89.7	89.7	89.3	88.5	88.5	88.5	89.9	87.8	88.6	88.6	89.0	89.0
1953	89.0	87.8	91.0	91.0	90.0	90.0	94.3	93.4	93.4	94.4	95.0	93.4
1954	93.9	96.7	96.1	94.7	93.1	93.1	88.0	90.5	90.8	92.7	92.7	95.3
1955	98.4	98.7	98.7	97.6	95.4	93.7	93.2	93.8	93.9	92.8	94.0	95.5
1956	100.4	101.3	101.3	99.7	99.7	98.9	98.9	98.0	98.0	99.5	100.6	102.2
1957	106.5	111.9	110.9	110.5	108.6	105.6	103.6	101.8	101.3	101.3	101.3	101.3
1958	100.3	97.6	96.1	93.5	92.5	92.5	93.5	96.1	98.7	98.7	98.7	100.7
1959	106.2	110.2	107.8	103.9	100.4	94.2	92.7	91.2	88.6	91.2	92.6	97.6
1960	99.5	95.4	90.4	89.3	88.3	87.8	89.8	91.8	93.9	94.4	93.7	94.7
1961	100.4	104.9	103.5	99.1	92.7	92.3	92.3	93.9	93.9	94.3	96.2	99.2

SEASONAL ADJUSTMENT FACTORS AND INDEXES,
WHOLESALE PRICE INDEX--Continued

MIDDLE DISTILLATE, GULF COAST, NO. 2--CODE 05-73-02

Year	Jan.	Feb.	Mar.	Apr.	May	June	July	Aug.	Sept.	Oct.	Nov.	Dec.
Seasonal adjustment factors:												
1948	104.5	101.5	98.0	96.6	97.1	96.4	96.7	99.1	102.2	102.5	102.5	102.6
1949	104.0	101.3	98.1	96.8	97.1	96.2	97.2	99.4	102.2	102.4	102.4	102.5
1950	103.4	101.2	98.4	97.2	97.5	96.8	97.7	99.6	102.0	102.2	102.2	102.3
1951	102.1	100.9	98.8	97.8	97.9	97.0	98.8	99.7	101.8	101.8	101.8	101.4
1952	101.5	101.1	100.1	98.9	98.2	98.0	99.2	100.0	100.5	101.1	101.0	101.0
1953	101.5	101.7	101.4	100.0	97.8	97.6	99.0	100.1	99.7	100.3	100.2	100.3
1954	102.2	102.6	102.4	100.4	98.4	98.2	98.6	99.1	98.7	99.6	99.7	99.9
1955	103.0	103.6	103.2	101.1	98.8	97.8	97.9	98.1	98.0	99.1	99.5	100.2
1956	103.4	104.0	103.9	101.3	99.0	97.9	97.2	98.0	97.6	98.4	98.7	100.1
1957	104.3	104.5	104.5	101.6	99.5	97.0	97.2	97.4	96.7	98.2	98.8	100.6
1958	105.2	105.0	104.1	101.2	99.9	97.0	97.6	97.2	96.5	98.0	98.6	100.3
1959	105.1	105.9	104.9	101.7	98.8	96.1	96.7	97.4	96.4	97.7	98.7	101.0
1960	105.2	106.1	105.0	101.5	98.4	96.0	96.9	97.8	96.5	97.6	98.3	100.6
1961	105.3	106.6	105.1	101.7	98.1	95.8	96.4	97.4	96.2	97.6	98.7	101.0

Price indexes (1957-59=100):

1948	89.7	89.7	89.7	89.7	89.7	89.7	89.7	89.7	89.7	89.7	89.7	88.6
1949	86.4	82.8	75.7	71.6	70.6	67.3	67.3	72.3	78.5	78.5	78.5	78.5
1950	77.9	75.7	73.5	74.2	76.9	78.5	78.5	79.9	83.5	84.1	84.1	84.1
1951	84.1	84.1	84.1	84.1	84.1	84.1	88.6	89.7	89.7	89.7	89.7	89.7
1952	89.7	89.7	89.7	89.7	89.7	89.7	89.7	89.7	89.7	89.7	89.7	89.7
1953	89.7	89.7	89.7	89.7	89.7	89.7	95.3	92.5	92.5	92.5	92.5	91.1
1954	92.5	95.3	95.3	92.5	89.7	89.7	86.9	92.5	92.5	95.3	95.3	98.1
1955	100.9	100.9	100.9	98.1	92.5	92.5	92.5	95.3	95.3	95.3	95.3	95.3
1956	100.9	100.9	100.9	98.1	98.1	98.1	98.1	95.3	95.3	98.1	100.9	103.8
1957	112.1	115.0	115.0	115.0	112.1	106.5	103.8	100.9	100.9	100.9	100.9	100.9
1958	98.1	95.3	95.3	91.1	91.1	91.1	94.0	96.7	96.7	96.7	96.7	99.6
1959	107.9	110.8	110.8	105.2	100.9	92.5	91.1	91.1	86.9	91.1	91.1	94.0
1960	96.8	94.0	89.7	89.7	89.7	89.7	92.5	92.5	92.5	92.5	92.5	92.5
1961	100.9	106.5	106.5	100.9	92.5	92.5	92.5	95.4	95.4	95.4	98.1	101.0

MIDDLE DISTILLATE, TULSA, NO. 2 OR DIESEL FUEL--CODE 05-73-03

Year	Jan.	Feb.	Mar.	Apr.	May	June	July	Aug.	Sept.	Oct.	Nov.	Dec.
Seasonal adjustment factors:												
1948	103.4	104.7	103.0	100.4	97.2	96.6	95.6	96.8	99.2	100.7	101.2	101.1
1949	103.3	104.5	103.0	100.6	97.2	96.6	95.7	97.1	99.2	100.7	101.2	101.2
1950	103.1	103.9	102.8	100.2	97.5	97.1	96.6	96.7	99.1	100.4	101.2	101.4
1951	103.1	102.7	102.5	100.3	97.8	97.2	98.0	97.5	99.3	100.2	100.7	101.1
1952	102.4	102.3	102.0	100.3	98.6	97.8	99.0	97.8	99.3	99.5	100.3	100.8
1953	102.4	101.7	101.7	100.4	99.5	98.5	99.9	98.0	98.7	98.9	100.0	100.1
1954	102.5	102.2	102.0	100.4	100.1	98.8	100.0	98.0	98.7	98.6	99.3	99.3
1955	102.5	103.3	102.3	100.9	100.4	98.3	99.1	98.6	98.4	98.3	99.0	99.3
1956	102.6	104.1	102.4	101.2	100.3	98.4	97.6	97.8	98.6	98.6	99.0	99.1
1957	103.3	105.0	102.7	101.2	100.0	97.6	97.1	97.3	97.6	98.2	99.8	100.1
1958	105.0	105.4	102.6	100.7	98.8	96.7	96.3	97.1	98.3	98.7	99.9	100.8
1959	105.4	105.7	102.6	100.9	98.2	96.0	95.7	96.7	97.9	98.9	99.9	101.8
1960	106.4	105.6	102.6	100.9	97.8	95.7	95.6	96.7	98.2	99.2	99.9	101.9
1961	106.4	105.8	102.7	100.7	97.7	95.5	95.6	96.6	97.6	98.9	99.8	102.3

Price indexes (1957-59=100):

1948	100.4	100.4	100.4	100.4	100.4	100.4	100.4	100.4	100.4	100.4	100.1	96.0
1949	93.7	91.0	86.2	79.4	72.5	70.4	67.0	68.0	70.4	73.6	73.9	75.0
1950	80.3	84.3	85.0	84.3	82.5	81.9	82.4	86.8	90.6	90.6	90.6	92.0
1951	93.5	93.5	93.5	92.4	89.6	89.3	89.3	89.3	89.3	90.6	92.1	92.1
1952	92.1	90.6	90.6	87.9	87.9	87.9	87.9	80.9	83.7	83.7	85.0	85.0
1953	85.0	80.9	80.9	80.9	80.9	80.9	89.2	89.2	89.2	89.2	89.2	89.2
1954	89.2	92.0	92.0	92.0	92.0	92.0	90.6	90.6	92.0	92.0	92.0	92.0
1955	97.6	97.6	97.6	97.6	97.6	93.5	92.0	90.6	89.2	89.2	92.0	93.5
1956	100.4	103.2	103.2	100.4	100.4	99.1	99.1	99.1	99.1	99.1	99.1	99.1
1957	103.2	108.8	106.0	104.7	104.7	101.8	101.8	101.8	100.4	100.4	100.4	100.4
1958	100.4	97.6	94.8	94.8	92.1	92.1	92.1	94.8	100.4	100.4	100.4	100.4
1959	106.0	111.6	108.8	106.0	103.2	97.6	94.8	92.1	89.3	92.1	97.6	106.0
1960	106.0	97.6	92.1	89.3	86.5	86.5	89.3	94.9	100.4	100.4	100.4	103.2
1961	106.0	106.0	103.2	100.4	94.9	92.1	92.1	92.1	92.1	94.9	94.9	100.4

SEASONAL ADJUSTMENT FACTORS AND INDEXES,
WHOLESALE PRICE INDEX--Continued

RESIDUAL FUELS--CODE 05-74

Year	Jan.	Feb.	Mar.	Apr.	May	June	July	Aug.	Sept.	Oct.	Nov.	Dec.
Seasonal adjustment factors:												
1948	102.9	103.1	99.6	98.5	98.2	97.5	98.8	98.7	98.4	101.1	101.0	102.1
1949	102.8	102.9	99.6	98.5	98.1	97.6	98.8	99.0	98.6	101.0	100.9	101.9
1950	102.6	102.4	99.6	98.6	98.6	98.2	99.0	98.5	98.6	100.7	100.9	101.9
1951	102.3	101.4	99.7	99.3	98.9	98.2	99.8	99.1	98.9	100.2	100.6	101.5
1952	102.3	101.4	99.5	99.6	99.5	98.9	99.8	99.0	98.9	99.6	100.4	101.5
1953	102.1	101.0	100.1	99.9	99.5	99.2	99.5	99.2	98.8	99.4	100.4	101.2
1954	101.9	101.3	100.5	100.2	99.9	99.3	99.7	99.4	98.7	98.9	99.3	101.5
1955	102.1	101.9	100.6	100.1	99.6	99.1	99.5	99.9	98.6	98.2	98.8	101.6
1956	102.7	101.8	100.2	99.8	99.9	99.7	99.1	100.2	99.4	97.5	98.3	101.4
1957	102.2	101.6	100.5	99.9	100.0	99.5	99.5	100.3	99.4	97.2	98.3	101.4
1958	102.2	101.4	100.0	99.9	99.8	99.9	99.9	100.4	99.6	97.4	98.3	101.3
1959	101.9	101.2	99.9	99.9	99.8	99.9	99.8	100.3	99.6	98.0	99.4	100.9
1960	101.6	100.8	99.7	99.9	99.7	99.8	99.9	100.6	99.9	98.3	99.4	100.5
1961	101.1	101.2	100.1	100.0	99.6	99.8	99.9	100.3	99.3	98.8	99.7	100.6

Price indexes (1957-59=100):

1948	112.0	112.0	112.0	112.0	112.0	112.0	111.1	107.1	103.0	102.8	98.2	93.0
1949	84.7	72.8	69.8	63.4	58.9	55.1	55.0	59.6	56.4	61.1	62.3	64.3
1950	67.4	69.9	67.5	69.7	72.5	73.0	76.6	78.2	78.2	78.2	78.2	80.1
1951	81.8	81.8	81.8	81.8	81.8	83.9	84.6	84.6	84.6	83.8	83.3	83.3
1952	83.3	81.4	81.4	80.1	79.5	76.9	73.2	67.6	67.6	67.6	67.6	67.6
1953	67.6	66.1	67.2	69.3	69.3	70.5	76.1	76.7	76.7	78.0	79.9	81.2
1954	81.8	81.2	78.0	77.3	76.7	75.4	74.5	76.4	76.4	78.7	79.9	81.5
1955	82.8	83.8	83.8	83.8	85.1	86.4	86.9	91.3	91.3	91.3	93.2	93.8
1956	95.7	97.6	98.3	98.3	98.3	98.3	99.6	99.6	99.6	99.6	100.1	113.2
1957	119.5	123.7	123.7	122.5	123.4	122.5	119.5	116.8	114.6	112.0	112.0	112.0
1958	109.5	98.3	94.1	93.1	92.6	92.6	92.6	94.1	94.1	85.8	87.3	88.8
1959	87.9	90.9	90.9	90.6	90.6	87.5	87.5	86.8	84.5	84.5	86.0	87.5
1960	88.8	88.8	87.3	89.6	89.6	94.1	95.2	97.4	97.4	98.7	98.7	98.7
1961	98.7	98.7	98.7	97.2	96.3	95.7	95.7	95.7	95.7	95.7	96.5	96.8

CHEMICALS AND ALLIED PRODUCTS--CODE 06

Year	Jan.	Feb.	Mar.	Apr.	May	June	July	Aug.	Sept.	Oct.	Nov.	Dec.
Seasonal adjustment factors:												
1948	101.3	100.6	100.2	99.6	99.1	98.9	99.0	99.4	99.8	100.4	100.9	100.9
1949	101.2	100.8	100.2	99.7	99.2	99.0	98.9	99.3	99.7	100.4	100.9	101.0
1950	101.0	100.7	100.2	99.7	99.3	99.1	99.0	99.3	99.7	100.4	100.8	100.9
1951	100.6	100.8	100.3	99.9	99.5	99.2	99.0	99.4	99.7	100.2	100.6	100.7
1952	100.4	100.6	100.3	100.1	99.7	99.3	99.3	99.5	99.7	100.2	100.5	100.5
1953	100.3	100.5	100.1	100.2	99.8	99.7	99.5	99.6	99.8	100.1	100.3	100.4
1954	100.1	100.2	100.0	100.2	99.9	99.8	99.7	99.7	99.7	100.0	100.2	100.1
1955	100.1	100.1	100.0	100.3	100.0	99.9	99.8	99.8	99.8	99.9	100.1	100.1
1956	100.1	100.1	100.0	100.2	100.0	100.0	99.9	99.8	99.8	100.0	100.1	100.1
1957	100.1	100.0	99.9	100.2	100.0	100.1	99.9	99.8	99.8	100.0	100.1	100.1
1958	100.1	100.0	100.0	100.1	100.0	100.0	100.0	99.9	99.8	99.9	100.0	100.1
1959	100.0	100.0	100.0	100.2	100.1	100.1	100.0	99.9	99.9	100.0	99.9	100.0
1960	100.0	100.0	100.0	100.2	100.1	100.1	100.0	99.9	99.9	99.9	99.9	100.0
1961	100.0	100.0	100.1	100.2	100.1	100.1	100.0	99.9	99.9	99.9	99.9	100.1

Price indexes (1957-59=100):

1948	97.2	95.6	95.2	95.0	93.8	94.3	94.7	94.0	94.2	93.7	93.2	92.1
1949	90.7	89.4	88.2	86.7	86.3	85.9	85.0	85.1	84.7	84.3	84.1	84.0
1950	83.9	83.8	83.7	83.8	83.7	83.7	84.9	87.2	90.7	92.8	94.0	97.8
1951	101.3	102.4	101.7	101.4	101.2	100.2	98.9	98.7	98.8	98.9	98.7	98.6
1952	97.0	96.3	95.8	95.3	94.8	94.8	94.7	94.6	94.6	94.5	94.1	93.9
1953	94.2	94.2	94.7	95.9	95.9	96.0	96.6	96.7	97.0	97.0	97.5	97.4
1954	97.5	97.7	97.7	97.5	97.4	97.1	97.0	97.1	97.1	97.2	97.3	97.3
1955	97.4	97.4	97.1	97.4	97.1	97.1	96.4	96.3	96.4	96.8	96.9	96.9
1956	96.7	96.7	96.8	97.2	97.2	97.4	97.6	97.6	97.4	97.9	98.4	98.5
1957	98.8	98.9	98.9	99.2	99.2	99.4	99.6	99.8	100.2	100.4	100.3	100.6
1958	100.7	100.6	100.7	100.9	100.7	100.7	100.4	100.0	99.9	100.2	100.2	100.0
1959	100.2	99.9	99.8	100.0	100.0	100.0	99.9	99.7	99.9	100.0	100.0	100.0
1960	99.9	100.0	100.1	100.2	100.2	100.2	100.4	100.5	100.4	100.1	100.1	100.2
1961	99.7	100.0	100.1	100.2	99.9	99.4	99.0	98.6	98.3	98.2	98.1	98.1

SEASONAL ADJUSTMENT FACTORS AND INDEXES,
WHOLESALE PRICE INDEX--Continued

DRUG AND PHARMACEUTICAL MATERIALS--CODE 06-31

Year	Jan.	Feb.	Mar.	Apr.	May	June	July	Aug.	Sept.	Oct.	Nov.	Dec.
Seasonal adjustment factors:												
1948	98.5	98.7	98.4	98.3	98.7	100.0	100.6	101.3	102.0	101.9	100.9	100.2
1949	98.9	98.9	98.6	98.3	98.7	100.0	100.4	101.2	101.9	102.0	100.7	100.5
1950	99.2	98.8	98.5	98.5	98.8	99.9	100.4	101.1	101.8	102.0	100.9	100.1
1951	99.9	99.1	98.8	98.5	99.0	99.8	100.3	100.8	101.4	101.5	100.6	100.1
1952	100.1	99.0	98.7	99.1	99.3	99.7	100.2	101.0	101.5	101.1	100.2	99.8
1953	100.2	99.2	98.9	99.4	99.6	99.9	100.4	100.7	101.2	100.6	100.0	99.8
1954	100.3	99.1	98.9	99.5	100.0	100.2	100.5	100.8	100.8	100.0	99.9	99.5
1955	100.1	99.4	99.4	100.0	100.0	100.2	100.5	100.7	100.6	99.6	99.5	100.0
1956	100.2	99.5	99.6	100.0	100.0	100.3	100.4	100.6	100.5	99.4	99.4	99.9
1957	99.9	99.7	99.9	100.2	100.1	100.2	100.5	100.4	100.1	99.6	99.6	99.9
1958	99.7	99.8	100.0	100.2	100.1	100.3	100.4	100.5	100.1	99.6	99.5	99.7
1959	99.3	99.9	100.3	100.4	100.0	100.2	100.6	100.7	99.8	99.5	99.5	99.7
1960	99.3	99.8	100.2	100.3	100.2	100.3	100.7	100.8	99.6	99.4	99.5	99.7
1961	99.2	99.9	100.2	100.4	100.2	100.3	100.8	100.9	99.4	99.5	99.5	99.7

Price indexes (1957-59=100):

1948	229.7	230.3	226.0	226.0	222.5	222.3	220.4	218.8	212.0	192.2	192.2	191.4
1949	166.2	168.5	162.9	153.7	153.9	154.3	151.0	148.7	148.5	147.1	146.7	146.1
1950	144.2	141.9	140.9	140.9	140.5	140.7	141.7	143.8	146.5	150.0	150.6	153.7
1951	155.9	155.5	154.9	153.9	152.8	152.8	152.6	152.6	152.6	152.4	145.4	145.2
1952	141.3	135.3	132.2	131.2	130.2	129.8	129.4	129.2	129.2	128.5	127.3	120.7
1953	122.2	121.7	121.7	122.6	122.4	122.2	122.4	122.2	120.9	118.9	118.4	118.4
1954	118.4	117.4	117.2	117.4	117.6	117.8	117.2	117.8	117.6	113.3	112.9	113.1
1955	113.3	111.2	110.6	111.0	111.0	110.0	109.2	107.3	107.3	106.5	105.9	105.9
1956	105.9	102.6	101.4	101.6	102.2	102.4	102.4	102.4	101.4	101.4	101.4	102.4
1957	102.4	103.6	103.8	103.8	100.9	100.9	100.9	101.1	101.4	100.9	100.9	100.9
1958	100.9	100.7	101.6	101.4	101.4	101.6	101.4	101.4	101.1	98.5	98.3	98.3
1959	97.2	98.1	98.1	97.6	98.1	97.8	98.3	97.8	97.0	97.4	97.4	97.0
1960	96.6	97.6	97.6	98.5	99.1	99.1	99.3	99.5	99.5	99.5	98.7	98.9
1961	98.1	97.8	98.1	97.8	96.4	96.2	96.2	95.8	90.8	90.6	90.6	90.4

FATS AND OILS, INEDIBLE--CODE 06-4

Year	Jan.	Feb.	Mar.	Apr.	May	June	July	Aug.	Sept.	Oct.	Nov.	Dec.
Seasonal adjustment factors:												
1948	108.2	99.9	100.6	96.0	94.7	98.2	93.2	94.4	99.4	102.1	106.1	106.9
1949	107.8	101.4	100.7	96.5	95.8	97.6	91.3	94.0	99.8	102.7	105.4	106.8
1950	108.1	102.4	100.9	95.8	96.3	98.6	91.9	93.6	98.9	102.3	105.4	106.4
1951	106.5	104.3	103.4	97.6	97.7	97.0	90.8	93.6	98.9	102.0	103.9	104.8
1952	106.7	105.1	103.7	99.0	97.8	97.2	90.4	93.3	97.2	101.6	103.4	104.6
1953	106.4	105.7	103.0	99.1	98.4	96.3	92.1	92.5	97.3	101.4	103.6	104.0
1954	105.4	103.9	102.4	99.9	99.2	96.6	94.6	93.9	97.2	100.4	103.5	103.6
1955	104.2	102.9	101.8	101.3	99.3	95.6	95.0	95.6	98.3	100.5	102.6	103.1
1956	103.1	102.4	100.0	100.4	100.1	97.4	96.5	97.1	98.3	100.5	102.3	102.4
1957	101.8	100.8	100.2	100.7	100.7	98.5	97.8	97.5	99.0	100.6	101.8	101.2
1958	99.7	99.3	101.1	102.2	102.3	99.2	98.2	98.7	99.3	99.8	101.0	99.8
1959	98.5	99.5	102.0	103.6	103.0	99.7	98.7	99.4	99.1	99.1	99.5	98.5
1960	97.6	99.3	102.4	104.6	103.9	99.8	98.8	99.3	98.8	98.7	99.1	97.8
1961	97.5	99.4	102.3	105.2	104.6	99.7	98.4	99.3	99.0	98.5	98.3	97.7

Price indexes (1957-59=100):

1948	261.9	208.4	217.1	208.4	185.8	201.0	189.7	169.2	175.4	168.9	171.6	152.5
1949	122.1	108.1	97.3	86.5	91.2	87.0	85.2	100.1	90.5	86.2	86.2	86.7
1950	92.2	90.5	94.2	94.0	90.8	81.0	96.0	115.1	144.5	141.8	155.3	174.0
1951	193.0	204.9	190.7	178.7	172.1	147.0	116.3	116.9	121.2	119.2	108.3	102.1
1952	94.3	85.0	78.6	70.7	78.4	86.4	82.7	78.9	81.2	84.7	88.2	87.7
1953	88.8	87.5	98.0	92.8	82.9	77.4	77.6	77.9	84.9	88.5	96.3	97.3
1954	101.6	105.5	100.5	99.3	98.5	92.5	86.4	88.8	89.7	93.8	96.0	98.5
1955	102.6	101.3	92.0	91.7	88.4	89.3	92.8	90.7	92.7	96.7	95.7	94.0
1956	92.3	90.3	91.3	96.5	100.1	91.5	89.2	89.3	92.0	92.7	96.0	98.6
1957	97.5	96.3	96.2	96.7	98.3	100.0	101.3	105.3	107.1	107.6	108.3	108.6
1958	104.8	104.5	106.6	103.3	102.1	102.8	103.8	103.8	102.5	104.0	107.5	102.1
1959	99.5	97.8	100.1	100.3	100.3	97.0	91.8	89.3	91.3	90.5	86.7	84.4
1960	81.7	82.0	84.0	85.9	83.4	79.5	79.4	81.2	79.2	79.4	81.2	80.5
1961	83.4	90.8	95.8	103.1	102.0	89.8	86.7	84.9	80.9	78.1	76.4	78.4

SEASONAL ADJUSTMENT FACTORS AND INDEXES,
WHOLESALE PRICE INDEX--Continued

FERTILIZER MATERIALS--CODE 06-6

Year	Jan.	Feb.	Mar.	Apr.	May	June	July	Aug.	Sept.	Oct.	Nov.	Dec.
Seasonal adjustment factors:												
1948	100.9	101.0	100.8	100.6	100.0	98.2	99.1	99.5	99.5	99.7	99.8	100.7
1949	101.1	101.0	100.8	100.6	99.9	98.1	99.3	99.5	99.5	99.6	99.8	100.7
1950	101.1	101.0	100.7	100.6	100.1	98.2	99.3	99.5	99.5	99.6	99.7	100.7
1951	101.1	100.9	100.7	100.6	100.2	98.1	99.6	99.7	99.4	99.5	99.5	100.7
1952	101.0	100.9	100.7	100.7	100.4	98.2	99.6	99.6	99.4	99.4	99.4	100.8
1953	101.0	100.9	100.7	100.6	100.5	98.4	99.7	99.6	99.4	99.4	99.5	100.5
1954	100.8	100.9	100.8	100.9	100.5	98.9	99.4	99.5	99.2	99.2	99.6	100.4
1955	100.8	100.8	101.0	101.3	100.5	99.1	99.3	99.5	99.0	99.2	99.6	100.0
1956	100.9	100.8	101.1	101.3	100.6	99.8	99.2	98.9	98.8	99.4	99.6	99.8
1957	101.0	100.9	101.1	101.2	100.6	100.2	99.4	98.6	98.5	99.4	99.6	99.6
1958	101.1	101.0	101.0	101.1	100.6	100.4	99.7	98.3	98.2	99.4	99.7	99.7
1959	101.1	100.9	100.9	100.9	100.7	100.4	100.0	98.1	98.1	99.6	99.6	99.6
1960	101.1	101.0	100.9	100.8	100.6	100.6	100.2	97.9	98.0	99.7	99.7	99.7
1961	101.0	101.0	100.9	100.8	100.6	100.4	100.2	98.1	98.0	99.6	99.7	99.8

Price indexes (1957-59=100):

1948	91.7	92.1	92.0	91.9	91.7	91.1	92.8	94.4	95.5	96.7	97.6	97.8
1949	98.3	98.1	97.8	97.8	97.8	96.7	97.5	97.5	97.2	97.1	97.1	97.0
1950	97.0	97.1	97.2	97.2	97.2	91.9	92.3	92.6	92.6	93.0	93.4	96.4
1951	98.1	98.3	98.3	98.3	98.2	96.5	99.9	100.0	100.0	100.3	100.8	101.6
1952	102.0	102.2	102.2	102.4	104.0	102.5	103.2	103.4	103.5	103.5	103.6	105.4
1953	105.3	105.1	105.2	105.6	105.3	103.1	106.1	106.1	105.4	105.3	105.3	106.2
1954	106.3	106.3	106.3	106.4	106.3	104.1	104.5	104.5	104.7	104.5	104.6	105.7
1955	105.9	105.8	105.9	105.8	105.5	103.5	104.2	104.5	104.5	104.7	104.7	104.7
1956	105.5	105.4	105.2	104.8	101.7	101.4	98.6	98.9	97.5	97.1	98.6	98.6
1957	98.8	98.8	99.6	100.3	100.0	99.1	99.1	99.3	99.2	100.3	100.4	100.5
1958	103.2	103.0	102.9	102.9	102.9	102.9	100.7	97.4	97.3	99.1	98.1	98.2
1959	100.3	100.3	100.3	100.3	100.3	100.3	100.2	97.7	98.1	99.1	99.4	99.8
1960	101.5	101.5	101.5	101.5	101.5	101.5	103.0	100.9	101.0	103.7	104.4	104.4
1961	104.8	104.8	104.7	104.7	104.7	104.7	104.2	102.6	102.8	104.4	104.7	104.7

SOAPS

Year	Jan.	Feb.	Mar.	Apr.	May	June	July	Aug.	Sept.	Oct.	Nov.	Dec.
Seasonal adjustment factors:												
1948	102.3	101.0	100.3	99.6	98.0	97.6	98.4	98.4	98.9	100.6	102.3	102.3
1949	102.4	100.9	100.2	99.4	98.2	98.0	98.4	98.3	98.8	100.5	102.3	102.3
1950	102.0	101.0	100.4	99.4	98.5	98.3	98.6	98.4	98.8	100.4	101.9	102.0
1951	101.5	100.8	100.7	99.7	99.2	98.8	99.0	98.5	98.6	99.9	101.5	101.5
1952	100.8	100.9	101.0	100.1	99.8	99.0	99.3	98.8	98.6	99.5	100.9	100.9
1953	100.6	101.0	101.1	100.1	100.1	99.6	99.4	98.9	98.8	99.4	100.4	100.5
1954	100.1	101.0	101.2	100.3	100.1	99.6	99.7	99.2	99.1	99.4	100.0	100.0
1955	100.0	100.9	100.9	100.5	100.2	99.7	99.6	99.1	99.5	99.6	100.1	99.9
1956	99.8	100.7	100.6	100.4	100.1	99.8	99.7	99.1	100.0	99.9	99.8	99.7
1957	100.1	100.5	100.2	100.2	100.0	99.9	99.7	99.3	100.2	100.1	100.1	100.0
1958	100.0	100.0	99.8	100.2	100.1	99.9	99.8	99.6	100.4	100.1	100.1	100.0
1959	99.9	99.9	99.7	100.0	100.2	99.9	99.8	99.7	100.5	100.2	100.2	100.1
1960	99.9	99.7	99.5	99.9	100.3	100.0	100.0	99.9	100.4	100.2	100.2	100.2
1961	99.9	99.8	99.6	99.7	100.2	100.1	100.0	99.9	100.3	100.3	100.3	100.3

Price indexes (1957-59=100):

1948	110.8	108.7	105.2	104.7	100.0	97.7	97.8	97.4	97.2	96.7	96.6	94.1
1949	91.6	87.6	86.1	82.8	80.4	80.4	79.1	78.0	78.4	78.4	78.2	78.1
1950	75.8	75.8	75.7	75.7	75.7	75.3	75.2	80.6	86.1	88.0	88.8	93.8
1951	97.1	100.1	95.6	94.7	94.7	94.4	91.4	88.3	86.7	86.7	86.7	86.0
1952	83.3	83.3	83.4	81.1	81.1	81.2	81.5	81.5	81.0	81.0	80.8	81.2
1953	81.1	80.6	80.7	81.2	81.1	79.6	79.9	79.9	80.3	80.6	83.8	84.3
1954	84.8	88.3	90.4	90.4	90.4	89.7	90.0	89.4	89.5	89.5	89.8	90.2
1955	90.7	92.1	91.7	90.4	90.3	90.3	90.3	90.3	90.3	92.1	92.3	92.0
1956	92.2	92.2	91.9	91.9	92.1	93.7	93.7	93.3	93.3	93.3	93.3	93.5
1957	94.0	95.8	96.3	96.5	96.5	96.5	96.7	96.7	99.6	99.8	99.8	99.8
1958	99.7	99.7	99.7	101.5	101.5	100.3	100.3	100.3	102.3	101.0	101.0	101.1
1959	102.9	101.7	101.3	101.3	101.3	102.0	102.2	102.1	102.1	102.2	102.2	102.2
1960	100.2	100.1	100.2	100.2	100.2	100.2	100.2	100.2	100.2	100.2	100.2	100.2
1961	100.0	100.0	100.1	100.1	102.1	102.2	102.1	102.1	102.1	102.1	102.1	102.1

SEASONAL ADJUSTMENT FACTORS AND INDEXES,
WHOLESALE PRICE INDEX--Continued

SYNTHETIC DETERGENTS

Year	Jan.	Feb.	Mar.	Apr.	May	June	July	Aug.	Sept.	Oct.	Nov.	Dec.
Seasonal adjustment factors:												
1948	101.9	101.1	99.9	100.0	99.6	99.5	96.9	98.8	99.7	100.2	100.7	101.6
1949	102.0	101.2	99.9	99.9	99.6	99.6	97.2	98.9	99.4	100.0	100.6	101.6
1950	101.8	101.2	100.0	100.0	99.7	99.6	97.6	98.9	99.4	100.0	100.4	101.3
1951	101.3	100.8	100.5	100.1	100.1	99.5	98.5	99.0	99.4	99.8	100.0	100.9
1952	100.9	100.7	100.6	100.0	99.9	99.7	99.0	99.5	99.6	99.8	99.7	100.5
1953	100.7	100.5	100.2	99.8	99.8	100.0	99.8	99.9	99.6	99.8	100.0	100.2
1954	100.2	100.1	100.1	99.6	99.3	100.4	100.1	100.0	100.1	100.0	100.0	100.0
1955	100.0	99.9	99.8	99.5	99.3	100.4	100.2	100.1	100.4	100.2	100.1	100.0
1956	99.9	99.7	99.6	99.4	99.2	100.5	100.3	100.1	100.5	100.3	100.2	100.1
1957	100.0	99.9	99.4	99.4	99.2	100.4	100.2	100.1	100.6	100.3	100.2	100.1
1958	100.0	99.8	99.6	99.5	99.2	100.4	100.1	99.9	100.3	100.6	100.3	100.2
1959	99.9	99.8	99.7	99.7	99.8	99.9	100.0	99.7	100.3	100.6	100.3	100.3
1960	99.9	99.8	99.8	99.8	99.8	99.9	100.0	99.7	100.0	100.6	100.3	100.3
1961	99.9	99.8	99.8	99.8	99.8	100.0	100.0	99.6	100.0	100.6	100.3	100.3

Price indexes (1957-59=100):

1948	110.7	110.2	105.7	105.7	104.2	100.6	108.3	108.3	108.3	108.3	108.3	105.5
1949	102.6	98.5	97.1	95.4	93.8	93.8	85.7	83.7	83.7	83.7	83.7	83.7
1950	82.5	82.5	82.5	82.5	82.5	82.5	81.6	85.1	89.2	90.5	91.4	96.4
1951	99.0	99.4	97.9	97.2	97.2	97.2	95.2	94.3	90.5	90.5	90.5	90.5
1952	90.5	90.5	90.5	90.5	90.5	90.5	90.5	90.5	91.3	91.3	91.3	91.3
1953	91.3	91.3	91.3	90.3	90.3	90.3	90.3	90.5	90.5	90.5	90.5	90.5
1954	90.5	90.5	92.9	92.9	92.9	92.9	92.9	92.9	92.9	92.9	92.9	92.9
1955	92.9	92.9	91.0	91.0	91.0	91.0	91.0	91.0	91.0	90.6	90.6	90.6
1956	90.6	90.6	90.6	90.6	90.6	97.4	97.4	97.4	97.4	97.4	97.4	97.4
1957	97.4	97.4	97.4	97.4	97.4	97.4	97.7	97.7	100.5	100.5	100.5	100.5
1958	100.5	100.5	100.5	100.5	100.5	100.8	100.8	100.8	100.8	100.8	100.8	100.8
1959	100.8	100.8	100.8	100.8	100.7	100.7	100.7	100.7	101.2	101.2	101.2	101.2
1960	100.8	100.7	100.7	100.7	100.7	100.7	100.7	100.7	100.7	103.1	102.4	102.4
1961	101.5	101.5	101.5	101.5	101.5	101.5	101.5	99.8	99.8	99.8	99.8	99.8

RUBBER AND RUBBER PRODUCTS--CODE 07

Year	Jan.	Feb.	Mar.	Apr.	May	June	July	Aug.	Sept.	Oct.	Nov.	Dec.
Seasonal adjustment factors:												
1948	101.9	101.0	100.1	99.6	99.4	97.9	97.3	99.1	100.2	100.4	101.5	102.0
1949	101.9	100.9	100.1	99.6	99.5	98.0	97.3	98.9	100.1	100.4	101.4	101.9
1950	101.8	100.9	100.1	99.8	99.8	98.1	97.4	98.8	99.9	100.3	101.4	101.9
1951	101.7	100.9	100.3	99.8	100.1	98.4	97.8	98.5	99.7	100.1	101.2	101.8
1952	101.6	100.9	100.2	99.8	100.0	98.7	98.3	98.6	99.6	100.0	101.1	101.2
1953	101.5	100.7	100.3	99.8	99.8	99.0	98.7	99.0	99.8	99.8	100.7	101.1
1954	101.2	100.5	100.2	99.8	99.5	98.9	99.0	99.6	99.9	99.7	100.7	101.1
1955	100.9	100.2	100.0	99.6	99.1	99.1	99.3	100.2	100.3	99.8	100.5	100.9
1956	100.5	100.0	100.0	99.7	99.0	99.2	99.5	100.5	100.4	100.0	100.6	100.7
1957	100.2	99.7	99.9	99.7	99.4	99.4	99.8	100.3	100.5	100.0	100.7	100.5
1958	99.7	99.6	99.8	99.7	99.9	99.8	100.1	100.0	100.1	100.3	100.7	100.1
1959	99.5	99.5	99.8	99.9	100.3	100.2	100.3	99.8	100.1	100.4	100.6	99.7
1960	99.4	99.6	99.9	99.9	100.4	100.3	100.5	99.6	100.0	100.3	100.7	99.5
1961	99.3	99.6	99.9	99.9	100.5	100.3	100.5	99.6	100.0	100.3	100.6	99.5

Price indexes (1957-59=100):

1948	69.3	69.1	68.9	69.4	69.7	69.8	71.7	71.8	71.9	71.8	71.2	70.9
1949	70.7	70.1	70.2	69.6	69.3	67.4	66.4	66.3	66.5	66.3	67.4	68.9
1950	69.6	70.0	70.0	71.5	73.6	75.6	79.8	89.4	93.3	97.1	103.0	104.9
1951	105.6	105.2	105.1	104.6	104.4	102.3	99.6	99.6	99.9	99.9	99.8	99.6
1952	99.4	98.8	98.0	97.0	96.9	92.1	89.7	88.2	87.2	87.0	87.2	88.1
1953	87.9	87.1	86.7	86.1	86.5	86.3	86.0	85.2	85.6	85.7	85.8	86.1
1954	86.1	86.0	86.2	86.3	86.3	87.0	87.5	87.2	87.6	88.7	90.7	91.1
1955	94.4	97.0	95.2	95.4	95.2	96.8	99.0	102.6	104.7	102.0	103.9	104.2
1956	102.4	101.5	100.9	100.1	99.0	98.6	98.9	101.4	100.6	100.6	101.4	102.1
1957	100.1	99.3	99.6	99.7	99.9	100.1	100.0	101.4	101.1	100.9	99.9	100.6
1958	100.1	99.8	99.8	99.7	99.2	99.5	99.9	99.8	100.3	101.0	101.2	100.5
1959	100.2	100.3	100.8	101.2	102.1	100.9	100.8	97.0	97.7	97.9	99.7	98.0
1960	98.8	99.8	99.9	99.9	101.0	101.2	101.4	100.3	100.0	99.9	99.1	97.4
1961	96.4	96.3	96.5	96.7	96.8	96.3	95.9	96.2	96.3	96.2	95.5	94.5

SEASONAL ADJUSTMENT FACTORS AND INDEXES,
WHOLESALE PRICE INDEX--Continued

NATURAL RUBBER--CODE 07-11

Year	Jan.	Feb.	Mar.	Apr.	May	June	July	Aug.	Sept.	Oct.	Nov.	Dec.
Seasonal adjustment factors:												
1948	103.2	100.1	98.0	99.0	100.6	94.9	95.9	100.1	101.2	101.5	102.9	103.2
1949	102.8	100.2	98.5	99.2	100.8	95.5	95.1	99.4	101.0	101.6	103.0	103.1
1950	103.0	100.2	99.0	99.8	102.6	95.2	94.1	99.1	99.7	100.5	102.9	104.5
1951	104.0	100.9	100.1	99.5	103.0	95.3	93.3	98.7	99.8	98.1	102.2	105.7
1952	104.5	101.0	99.4	99.3	102.4	96.8	94.5	98.0	98.1	98.3	102.3	105.2
1953	105.4	100.1	99.7	98.6	100.3	97.4	96.2	98.6	100.4	97.2	100.5	105.4
1954	105.3	99.6	99.0	97.7	97.6	95.9	98.8	101.8	100.5	96.6	100.7	106.5
1955	104.9	98.3	97.8	96.5	94.7	97.0	101.0	103.7	102.5	98.4	99.7	105.2
1956	103.0	97.6	97.7	97.5	93.9	96.9	101.9	104.4	101.8	100.7	101.3	103.5
1957	101.6	96.4	97.5	97.9	96.3	96.8	101.2	105.3	103.1	100.9	101.0	102.6
1958	99.6	96.0	97.4	98.2	99.5	99.8	101.8	103.3	101.1	102.3	101.0	100.5
1959	98.5	95.8	97.7	99.1	102.8	101.5	100.9	101.4	102.1	103.1	99.1	97.8
1960	98.0	96.2	98.1	99.4	104.1	101.9	100.8	100.6	101.8	102.8	99.5	96.5
1961	97.6	96.0	98.1	99.3	105.5	102.5	100.5	100.7	102.3	102.6	98.2	96.9

Price indexes (1957-59=100):

1948	67.7	64.1	62.4	66.7	68.9	69.5	72.1	69.2	68.0	66.4	60.4	57.9
1949	58.5	57.2	58.3	56.3	54.2	49.9	49.9	50.4	53.3	50.6	51.8	56.4
1950	59.5	63.1	63.9	73.4	88.6	97.2	120.0	161.7	177.0	202.8	231.6	225.0
1951	219.6	215.0	213.7	208.7	207.1	187.5	160.8	160.8	160.8	160.8	160.8	160.8
1952	160.8	155.9	155.9	149.6	149.6	112.8	95.6	92.9	83.1	81.0	85.5	94.1
1953	91.9	84.4	81.0	75.7	77.5	75.6	73.7	71.9	72.1	61.3	62.2	65.2
1954	63.9	63.2	64.4	68.3	68.9	75.4	79.5	75.9	78.5	86.3	88.8	93.1
1955	105.7	113.7	100.9	102.4	100.4	111.2	125.5	142.1	151.3	133.8	136.4	138.7
1956	126.2	116.6	110.3	102.6	95.1	92.8	102.6	111.5	100.0	99.5	107.2	113.4
1957	104.3	96.5	99.3	101.0	102.2	105.1	103.7	102.7	96.7	93.4	83.7	89.8
1958	86.8	83.0	83.1	82.9	77.6	80.1	85.7	87.6	89.8	96.4	100.2	92.9
1959	94.7	95.4	100.0	106.9	116.1	109.5	110.5	117.4	123.6	126.2	147.6	127.5
1960	131.0	127.9	128.5	128.2	141.4	141.3	128.2	113.6	108.1	106.2	96.7	91.0
1961	89.5	90.3	94.0	94.4	99.5	92.7	90.5	93.8	96.1	93.6	87.4	89.0

PASSENGER CAR TIRES--CODE 07-21-01

Year	Jan.	Feb.	Mar.	Apr.	May	June	July	Aug.	Sept.	Oct.	Nov.	Dec.
Seasonal adjustment factors:												
1948	101.7	101.0	100.2	99.8	99.5	97.1	98.2	99.8	99.9	99.6	101.3	101.7
1949	101.6	100.9	100.2	99.8	99.5	97.3	98.2	99.8	99.9	99.7	101.3	101.7
1950	101.5	100.9	100.2	99.8	99.4	97.6	98.3	99.7	99.9	99.8	101.3	101.5
1951	101.2	100.7	100.2	100.0	99.7	98.3	98.3	99.3	99.7	100.0	101.3	101.4
1952	101.1	100.7	100.1	99.8	99.4	99.0	98.8	99.4	99.7	99.9	101.4	100.9
1953	100.9	100.7	100.2	99.8	99.6	99.3	99.1	99.2	99.5	100.0	101.0	100.7
1954	100.9	100.7	100.2	99.9	99.6	99.4	99.1	99.5	99.6	99.8	100.9	100.6
1955	100.6	100.6	100.3	100.1	99.9	99.5	99.1	99.8	99.7	99.7	100.6	100.4
1956	100.4	100.4	100.3	100.2	100.1	99.7	99.3	100.1	99.7	99.3	100.3	100.1
1957	100.2	100.3	100.3	100.4	100.5	100.8	99.0	100.5	98.9	99.2	99.7	100.0
1958	99.7	100.3	100.5	100.7	100.9	101.2	99.5	100.3	98.7	99.0	99.4	99.7
1959	99.5	100.3	100.5	101.0	101.3	101.6	99.8	100.2	98.4	98.8	99.2	99.5
1960	99.4	100.4	100.6	101.1	101.5	101.8	100.0	100.1	98.2	98.7	99.2	99.5
1961	99.4	100.4	100.6	101.2	101.5	101.9	99.8	100.2	98.2	98.6	99.2	99.6

Price indexes (1957-59=100):

1948	65.6	65.6	65.6	65.6	66.0	66.0	69.0	69.0	69.0	69.0	69.0	69.0
1949	68.9	68.8	68.8	68.8	68.6	63.7	63.2	63.2	63.2	63.4	65.3	67.6
1950	67.7	67.7	67.7	67.7	68.4	69.4	71.2	77.6	80.1	81.0	86.1	86.1
1951	86.1	86.1	86.1	86.1	86.1	86.1	86.1	86.1	86.1	86.1	86.1	86.1
1952	86.1	86.1	86.1	86.1	86.1	86.1	86.1	86.1	86.1	86.1	86.1	86.1
1953	86.1	86.1	86.1	86.1	86.1	86.1	86.1	84.4	86.1	88.3	88.3	88.3
1954	88.4	88.4	88.4	88.4	88.4	88.4	88.4	88.4	88.4	88.4	92.8	92.8
1955	95.3	96.3	96.3	96.3	96.3	96.3	96.3	99.4	99.4	99.4	100.9	100.9
1956	100.9	100.9	100.9	100.9	100.9	100.9	100.9	102.8	102.8	102.8	102.8	102.8
1957	101.1	101.1	101.1	101.1	101.1	101.1	101.1	104.2	104.2	104.2	104.2	104.2
1958	103.8	103.8	103.8	103.8	103.8	103.8	103.8	102.5	102.5	102.5	102.5	102.5
1959	102.5	102.5	102.5	102.5	102.5	102.5	102.5	83.0	83.0	83.0	83.0	83.0
1960	83.0	85.4	85.4	85.4	85.4	85.4	85.4	85.4	85.4	85.4	85.4	84.9
1961	84.9	84.9	84.9	86.0	86.0	86.0	86.0	86.0	86.0	86.0	86.0	86.1

SEASONAL ADJUSTMENT FACTORS AND INDEXES,
WHOLESALE PRICE INDEX--Continued

LUMBER AND WOOD PRODUCTS--CODE 08

Year	Jan.	Feb.	Mar.	Apr.	May	June	July	Aug.	Sept.	Oct.	Nov.	Dec.
Seasonal adjustment factors:												
1948	100.0	100.1	100.1	99.9	100.2	99.9	99.9	100.4	100.1	100.3	99.6	99.5
1949	100.0	100.2	100.2	99.9	100.3	99.9	99.9	100.3	100.0	100.3	99.7	99.5
1950	99.9	100.1	100.2	100.0	100.3	99.9	99.9	100.3	100.0	100.2	99.6	99.4
1951	99.7	100.1	100.2	100.3	100.4	100.0	100.0	100.2	100.0	100.1	99.6	99.4
1952	99.8	100.1	100.2	100.2	100.2	99.9	100.3	100.4	100.0	100.0	99.5	99.3
1953	99.6	100.1	100.2	100.4	100.3	100.0	100.4	100.3	100.1	99.9	99.5	99.4
1954	99.6	99.9	100.1	100.4	100.3	100.1	100.6	100.5	100.2	99.8	99.4	99.4
1955	99.7	99.9	100.1	100.4	100.3	100.3	100.7	100.5	100.1	99.7	99.4	99.4
1956	99.7	99.8	100.0	100.3	100.4	100.3	100.6	100.5	100.3	99.9	99.4	99.1
1957	99.4	99.7	99.9	100.4	100.6	100.7	100.5	100.6	100.3	99.9	99.2	99.1
1958	99.4	99.6	99.9	100.5	100.7	100.8	100.6	100.5	100.2	99.8	99.2	99.2
1959	99.3	99.4	99.7	100.7	100.8	101.0	100.7	100.5	100.2	99.8	99.2	99.1
1960	99.2	99.3	99.7	100.7	101.0	101.0	100.7	100.4	100.3	99.8	99.2	99.1
1961	99.1	99.2	99.7	100.8	101.0	101.1	100.8	100.4	100.1	99.6	99.2	99.2

Price indexes (1957-59=100):

1948	86.2	86.7	87.5	87.8	88.8	89.4	90.0	90.8	90.2	89.3	88.4	87.1
1949	86.0	85.1	84.3	83.4	82.3	80.9	79.9	78.9	79.2	80.1	80.9	81.9
1950	83.2	85.1	86.6	88.0	90.9	92.8	95.3	99.3	102.9	101.9	101.3	101.7
1951	103.8	104.6	104.8	104.7	104.3	103.1	102.2	101.2	100.6	100.7	100.2	99.5
1952	99.3	99.5	99.7	100.0	99.9	99.3	99.5	99.7	99.6	99.4	99.0	99.0
1953	99.7	100.2	100.7	101.1	100.8	100.6	100.2	99.6	98.6	97.7	97.0	97.1
1954	96.8	96.6	96.5	96.1	96.0	96.2	98.5	98.6	98.8	99.1	99.2	99.3
1955	99.6	100.3	100.5	101.3	102.2	102.4	102.7	103.6	104.0	103.8	103.5	103.6
1956	104.6	104.9	106.0	106.4	106.0	105.4	104.8	103.6	102.3	101.0	100.6	100.2
1957	100.4	99.9	99.4	99.5	99.1	99.1	98.8	98.2	97.4	97.1	96.8	96.3
1958	96.3	95.8	95.5	95.8	95.9	96.3	96.6	98.2	99.6	100.0	99.3	99.1
1959	99.7	101.4	102.7	104.6	106.0	106.7	106.1	106.3	105.2	104.5	102.9	103.3
1960	103.5	103.3	103.1	102.8	102.4	101.3	100.5	98.9	98.3	97.4	96.7	96.5
1961	95.6	94.8	95.4	97.5	97.2	97.4	96.9	95.9	95.6	94.8	94.8	94.6

LUMBER--CODE 08-1

Year	Jan.	Feb.	Mar.	Apr.	May	June	July	Aug.	Sept.	Oct.	Nov.	Dec.
Seasonal adjustment factors:												
1948	99.9	100.1	100.0	99.9	100.4	100.1	100.1	100.4	100.1	100.1	99.5	99.4
1949	99.8	100.1	100.1	100.0	100.5	100.1	100.0	100.2	100.0	100.1	99.6	99.4
1950	99.8	100.1	100.1	100.1	100.5	100.0	100.1	100.3	100.0	100.1	99.6	99.4
1951	99.7	100.0	100.1	100.4	100.5	100.1	100.1	100.2	100.0	100.0	99.6	99.5
1952	99.7	100.0	100.2	100.3	100.4	100.0	100.4	100.5	100.1	99.9	99.5	99.4
1953	99.6	99.9	100.1	100.4	100.4	100.1	100.5	100.3	100.1	99.8	99.5	99.5
1954	99.5	99.7	100.1	100.4	100.4	100.2	100.6	100.5	100.2	99.7	99.4	99.4
1955	99.6	99.7	100.0	100.4	100.4	100.4	100.7	100.5	100.1	99.6	99.4	99.3
1956	99.6	99.7	100.0	100.3	100.5	100.4	100.6	100.6	100.3	99.8	99.3	99.0
1957	99.4	99.6	100.0	100.3	100.8	100.8	100.4	100.6	100.4	99.7	99.1	98.9
1958	99.3	99.5	100.0	100.4	100.9	100.9	100.5	100.5	100.3	99.7	99.0	98.9
1959	99.2	99.3	99.9	100.5	101.1	101.1	100.7	100.5	100.3	99.7	98.9	98.8
1960	99.1	99.3	100.0	100.6	101.2	101.1	100.7	100.5	100.4	99.7	98.8	98.8
1961	99.1	99.2	100.0	100.7	101.2	101.2	100.9	100.4	100.2	99.6	98.8	98.9

Price indexes (1957-59=100):

1948	86.4	86.9	87.5	87.7	88.9	89.0	89.4	90.0	89.4	88.2	87.0	85.7
1949	84.9	84.0	83.1	82.1	80.8	79.6	78.4	77.1	77.6	78.6	79.5	80.6
1950	81.9	84.0	85.8	87.3	90.9	93.1	95.7	99.8	103.3	101.8	101.2	101.6
1951	103.2	103.9	104.1	104.1	103.6	102.1	101.1	100.0	99.4	99.5	99.3	99.0
1952	98.9	99.1	99.2	99.7	99.5	98.7	99.0	99.1	99.1	98.7	98.6	98.5
1953	98.7	98.9	99.4	99.9	99.5	99.2	98.8	98.1	97.2	96.3	95.6	95.7
1954	95.3	95.0	95.0	94.7	94.5	95.0	97.5	97.5	97.8	98.2	98.2	98.4
1955	98.7	99.8	100.2	101.1	102.2	102.6	102.9	104.0	104.5	104.3	104.0	103.9
1956	105.0	105.4	106.8	107.4	107.3	106.6	105.7	104.5	103.0	101.6	101.3	100.8
1957	100.9	100.3	99.7	99.7	99.2	99.1	98.7	98.2	97.3	96.6	96.3	95.8
1958	95.9	95.5	95.3	95.4	96.0	96.1	95.9	97.9	99.5	99.4	98.8	98.7
1959	99.5	101.3	103.2	104.2	106.0	107.2	106.8	107.2	106.4	105.2	103.4	103.6
1960	103.7	103.7	103.5	103.3	102.7	101.2	100.0	98.0	96.9	95.6	94.7	94.5
1961	94.1	93.2	94.0	95.7	96.1	96.1	95.9	95.0	94.7	94.0	93.8	93.7

SEASONAL ADJUSTMENT FACTORS AND INDEXES,
WHOLESALE PRICE INDEX--Continued

DOUGLAS FIR LUMBER--CODE 08-11

Year	Jan.	Feb.	Mar.	Apr.	May	June	July	Aug.	Sept.	Oct.	Nov.	Dec.
Seasonal adjustment factors:												
1948	97.7	98.3	99.2	100.0	101.6	101.5	101.7	102.5	101.1	100.4	99.2	96.5
1949	97.7	98.5	99.5	100.2	101.6	101.3	101.5	102.2	101.1	100.4	99.2	96.6
1950	97.7	98.7	99.5	100.4	101.6	101.2	101.4	102.1	101.0	100.3	99.2	96.7
1951	97.9	99.0	99.8	100.8	101.5	101.0	101.3	101.7	100.6	100.1	99.1	97.3
1952	98.2	99.3	100.1	100.5	101.1	100.5	101.7	101.8	100.4	100.0	98.8	97.5
1953	98.5	99.7	100.1	100.8	100.8	100.4	101.5	101.2	100.6	99.9	98.5	98.3
1954	98.8	99.4	100.0	100.6	100.7	100.6	101.9	101.3	100.3	99.7	98.5	98.3
1955	99.1	99.4	100.1	100.5	100.5	100.8	101.9	101.4	100.2	99.5	98.4	98.2
1956	99.2	99.5	100.0	100.5	100.9	100.9	101.5	101.7	100.3	99.8	98.2	97.6
1957	98.8	99.4	100.1	100.8	101.5	101.5	100.9	101.8	100.3	99.5	97.6	97.4
1958	98.8	99.4	100.4	101.1	101.9	101.5	101.1	101.6	100.0	99.3	97.5	97.6
1959	98.3	99.0	100.5	101.9	102.2	101.7	101.2	101.5	100.0	99.0	97.3	97.4
1960	98.1	98.9	100.6	102.1	102.5	101.8	101.1	101.4	100.0	98.8	97.1	97.5
1961	98.1	98.7	100.7	102.3	102.5	101.9	101.5	101.1	99.9	98.5	97.2	97.6

Price indexes (1957-59=100):

1948	88.7	89.1	89.9	90.5	92.0	92.8	93.3	94.3	93.0	90.1	87.3	83.8
1949	82.7	81.8	81.4	80.9	79.6	78.7	77.8	76.2	76.1	77.2	77.4	77.6
1950	78.7	81.4	85.7	88.8	97.3	100.7	104.4	110.2	112.4	107.7	100.2	101.5
1951	107.2	109.5	110.1	110.0	108.5	105.5	104.6	104.6	105.3	105.5	104.6	103.4
1952	104.1	106.0	105.8	108.1	108.0	106.1	106.5	106.3	105.5	104.2	103.5	101.8
1953	101.9	101.7	101.4	101.2	99.3	98.4	97.6	95.7	93.6	92.0	90.8	91.9
1954	91.5	92.8	94.4	93.9	94.8	96.7	103.7	103.1	103.1	105.0	103.7	104.0
1955	104.8	105.4	105.2	106.5	108.1	109.3	109.6	111.1	111.6	109.7	107.8	108.4
1956	110.9	110.4	112.1	112.7	112.4	110.9	109.1	106.8	103.6	101.7	101.1	99.4
1957	100.4	99.7	99.1	99.3	97.9	97.8	97.6	96.9	94.9	93.9	92.8	91.1
1958	91.4	91.5	90.6	91.6	92.9	92.8	93.0	98.6	102.2	99.5	97.6	97.8
1959	99.6	103.7	108.1	109.4	113.0	113.8	112.3	112.7	110.0	108.0	103.5	105.1
1960	105.8	105.5	105.1	104.1	102.8	100.0	98.3	95.8	94.6	92.4	91.1	92.2
1961	91.6	91.1	94.8	99.7	98.3	97.8	97.3	95.4	94.4	92.5	93.0	92.5

SOUTHERN PINE LUMBER--CODE 08-12

Year	Jan.	Feb.	Mar.	Apr.	May	June	July	Aug.	Sept.	Oct.	Nov.	Dec.
Seasonal adjustment factors:												
1948	101.2	100.3	99.6	98.9	98.9	98.4	98.3	99.8	101.0	101.4	101.1	101.0
1949	101.2	100.2	99.6	99.0	99.0	98.4	98.4	99.8	100.9	101.4	101.1	101.0
1950	101.1	100.2	99.6	99.0	99.0	98.5	98.5	99.9	100.9	101.3	101.0	100.9
1951	100.8	100.1	99.7	99.1	99.1	98.7	98.6	99.9	100.8	101.3	100.9	100.8
1952	100.7	100.1	99.8	99.2	99.0	98.7	99.2	100.3	100.6	100.9	100.7	100.7
1953	100.6	100.1	99.8	99.5	99.1	98.8	99.4	100.0	100.5	100.7	100.9	100.7
1954	100.4	100.0	100.1	99.7	99.2	98.8	99.5	100.0	100.5	100.6	100.8	100.6
1955	100.3	99.9	100.1	99.8	99.4	99.0	99.7	99.9	100.3	100.4	100.7	100.5
1956	100.3	99.8	100.1	99.8	99.6	99.2	99.8	99.9	100.2	100.4	100.7	100.5
1957	100.2	99.8	99.9	99.8	99.8	99.6	99.7	99.8	100.2	100.4	100.6	100.3
1958	100.1	99.6	99.9	99.9	99.9	99.8	99.9	99.8	100.1	100.3	100.4	100.4
1959	100.1	99.6	99.5	99.9	100.1	100.0	100.0	99.9	100.2	100.3	100.3	100.1
1960	100.0	99.6	99.5	100.0	100.1	100.1	100.0	99.9	100.2	100.3	100.2	100.0
1961	100.0	99.5	99.5	100.0	100.1	100.1	100.0	100.0	100.2	100.2	100.2	100.0

Price indexes (1957-59=100):

1948	95.3	95.1	94.7	94.5	93.5	92.7	92.5	92.3	92.3	91.3	90.6	90.1
1949	88.9	86.9	85.6	84.2	83.2	81.6	80.0	80.3	82.9	84.0	84.7	85.0
1950	85.5	86.1	86.4	86.7	89.4	91.2	93.6	99.6	105.4	102.7	101.5	101.5
1951	102.1	101.3	101.4	101.0	100.8	100.0	99.8	100.0	100.3	100.9	101.3	101.7
1952	101.6	101.4	101.2	101.1	101.1	100.8	101.1	102.0	102.7	102.9	103.1	103.2
1953	103.1	103.1	102.9	102.5	101.6	101.2	100.4	100.3	100.3	99.6	98.7	98.1
1954	97.1	95.5	95.2	94.5	93.7	93.7	96.9	97.2	97.6	98.1	99.3	99.6
1955	100.0	100.2	99.7	99.3	99.4	98.9	99.0	100.5	101.7	102.0	102.4	101.8
1956	102.0	102.5	105.2	105.1	104.8	103.9	104.2	103.8	103.7	103.7	103.6	103.7
1957	102.7	101.2	100.7	100.3	100.0	99.5	99.8	99.0	98.8	98.9	99.3	99.1
1958	98.9	98.5	97.8	97.4	97.7	97.6	97.6	97.8	98.7	99.3	99.7	99.5
1959	99.5	99.2	99.6	100.6	101.1	101.9	102.4	102.6	103.3	103.4	103.3	103.2
1960	103.0	102.4	102.2	102.2	101.8	101.1	100.0	99.2	98.5	97.6	96.6	96.2
1961	95.6	94.7	95.0	96.0	96.2	96.2	95.9	95.8	95.9	96.0	96.1	95.7

SEASONAL ADJUSTMENT FACTORS AND INDEXES,
WHOLESALE PRICE INDEX--Continued

OTHER SOFTWOOD LUMBER--CODE 08-13

Year	Jan.	Feb.	Mar.	Apr.	May	June	July	Aug.	Sept.	Oct.	Nov.	Dec.
Seasonal adjustment factors:												
1948	99.8	99.6	100.1	99.4	100.1	100.3	100.6	100.3	100.4	99.9	99.6	99.4
1949	99.6	99.6	100.0	99.6	100.2	100.4	100.6	100.2	100.3	99.9	99.6	99.5
1950	99.7	99.8	100.1	99.8	100.3	100.4	100.6	100.4	100.4	99.9	99.6	99.5
1951	99.5	99.6	100.1	100.3	100.5	100.6	100.6	100.4	100.2	99.7	99.4	99.4
1952	99.7	99.7	100.1	100.4	100.6	100.6	100.5	100.5	100.4	99.6	99.3	99.2
1953	99.3	99.6	100.1	100.7	100.8	100.7	100.6	100.4	100.1	99.4	99.3	99.2
1954	99.3	99.7	100.2	100.8	100.7	100.7	100.6	100.5	100.1	99.3	99.2	99.1
1955	99.3	99.7	100.1	100.8	100.8	100.9	100.7	100.4	100.0	99.2	99.2	99.1
1956	99.2	99.7	100.1	100.7	100.8	101.0	100.6	100.3	100.0	99.5	99.4	99.0
1957	99.0	99.6	100.0	100.5	100.8	101.3	100.7	100.5	100.1	99.5	99.3	98.9
1958	99.0	99.5	99.9	100.5	100.9	101.4	100.8	100.5	100.0	99.5	99.3	98.8
1959	99.1	99.4	99.7	100.3	101.1	101.5	101.1	100.5	100.1	99.7	99.2	98.7
1960	99.0	99.3	99.7	100.2	101.2	101.6	101.2	100.5	100.1	99.7	99.2	98.7
1961	99.0	99.3	99.6	100.2	101.2	101.6	101.3	100.6	100.2	99.6	99.1	98.7

Price indexes (1957-59=100):

1948	76.3	77.0	78.2	77.6	79.5	80.3	81.6	83.8	82.5	82.0	81.4	80.8
1949	80.2	80.0	80.3	79.7	79.3	79.1	78.9	77.4	77.0	77.4	77.9	78.6
1950	79.6	80.4	81.7	82.9	85.2	87.9	90.2	93.5	96.5	97.0	97.7	97.9
1951	98.3	99.3	99.7	100.2	100.4	99.5	98.2	96.2	95.0	94.7	94.2	94.4
1952	94.7	95.0	95.3	95.7	95.3	95.6	96.0	97.3	97.4	97.0	96.9	97.4
1953	98.2	98.3	99.8	101.0	101.3	101.4	101.1	100.5	99.3	97.8	97.4	97.4
1954	97.9	97.4	97.4	97.7	97.3	97.0	97.5	97.7	98.3	98.0	98.5	98.7
1955	98.4	100.4	101.3	102.6	103.0	103.4	103.7	103.8	104.0	103.9	103.9	103.1
1956	103.3	104.4	104.8	105.6	105.2	105.2	104.1	103.1	101.6	100.0	99.8	99.8
1957	100.1	100.3	100.0	100.5	100.9	101.0	100.1	99.8	98.9	98.2	97.9	97.7
1958	97.4	96.9	97.2	96.5	96.8	96.8	96.2	96.2	96.8	98.0	98.2	98.0
1959	98.9	99.5	100.7	101.7	103.4	106.1	105.8	106.7	106.7	104.7	103.3	101.8
1960	101.5	102.0	101.7	102.0	101.2	99.2	97.8	94.9	93.0	92.0	91.1	89.7
1961	89.9	89.4	89.0	89.9	91.7	92.1	92.3	91.7	91.1	90.6	89.9	90.2

HARDWOOD LUMBER--CODE 08-14

Year	Jan.	Feb.	Mar.	Apr.	May	June	July	Aug.	Sept.	Oct.	Nov.	Dec.
Seasonal adjustment factors:												
1948	100.8	101.4	101.1	100.9	101.0	100.0	99.5	98.4	98.4	98.9	99.8	100.0
1949	100.8	101.3	101.1	100.9	101.0	100.1	99.5	98.3	98.3	98.9	99.8	100.1
1950	100.6	101.2	101.1	100.9	100.9	100.1	99.7	98.5	98.5	99.0	99.8	100.0
1951	100.4	100.9	101.0	100.9	100.8	100.1	99.9	98.7	98.6	99.2	99.8	100.0
1952	100.1	100.6	100.7	100.8	100.7	100.2	100.0	99.2	99.2	99.4	99.8	99.8
1953	99.8	100.1	100.4	100.6	100.8	100.4	100.1	99.6	99.4	99.5	99.6	99.6
1954	99.6	99.9	100.2	100.5	100.8	100.4	100.2	100.0	99.9	99.6	99.5	99.5
1955	99.5	99.9	100.0	100.4	100.6	100.5	100.3	100.1	100.1	99.5	99.5	99.4
1956	99.6	99.9	100.0	100.2	100.5	100.5	100.2	100.2	100.2	99.8	99.6	99.5
1957	99.5	99.8	99.9	100.2	100.5	100.5	100.3	100.2	100.1	99.8	99.7	99.6
1958	99.6	99.8	99.9	100.1	100.4	100.6	100.4	100.1	100.1	99.8	99.8	99.8
1959	99.7	99.7	99.7	100.0	100.4	100.6	100.4	100.0	100.1	99.9	99.9	99.8
1960	99.6	99.6	99.7	100.0	100.4	100.6	100.4	100.0	100.0	100.0	99.9	99.9
1961	99.6	99.6	99.6	100.0	100.4	100.6	100.5	100.0	100.0	99.9	99.9	99.9

Price indexes (1957-59=100):

1948	84.2	85.3	85.9	86.9	89.1	89.1	89.1	88.8	88.7	88.2	87.6	86.6
1949	86.7	85.7	83.9	82.4	80.7	78.4	76.6	74.2	73.9	75.3	77.5	80.2
1950	82.8	86.4	88.1	89.6	90.8	92.0	94.1	95.8	98.6	99.4	103.9	104.2
1951	104.3	104.5	104.6	104.4	103.9	102.7	101.0	98.5	96.7	96.7	96.5	95.8
1952	94.9	94.2	94.4	94.1	93.8	92.6	92.5	91.4	91.1	91.3	91.1	91.6
1953	91.8	92.6	93.6	94.8	95.5	95.7	95.8	95.4	95.4	95.2	94.9	94.6
1954	94.1	93.8	93.0	92.7	92.3	92.3	92.2	92.3	92.4	91.9	92.0	91.8
1955	92.3	93.6	94.5	95.7	97.4	97.7	98.3	99.6	100.3	101.1	101.7	102.1
1956	103.0	103.7	104.9	105.9	106.1	106.1	105.2	104.7	103.8	102.3	101.9	101.7
1957	101.2	100.8	99.8	99.4	98.9	98.7	98.4	97.9	97.9	96.8	97.0	96.9
1958	97.4	97.1	97.2	97.2	97.8	98.2	98.4	98.8	99.5	100.7	100.4	100.3
1959	100.0	101.3	102.0	102.8	103.2	103.4	103.7	103.6	103.3	103.1	103.4	103.6
1960	103.9	104.2	104.4	104.7	104.9	105.2	104.7	103.6	103.4	102.7	102.3	102.1
1961	100.7	99.2	98.4	98.5	98.9	98.9	98.5	97.9	97.9	97.8	97.6	97.6

SEASONAL ADJUSTMENT FACTORS AND INDEXES,
WHOLESALE PRICE INDEX--Continued

RED OAK LUMBER, NO. 1 COMMON--CODE 08-14-02

Year	Jan.	Feb.	Mar.	Apr.	May	June	July	Aug.	Sept.	Oct.	Nov.	Dec.
Seasonal adjustment factors:												
1948	101.5	102.4	102.0	101.9	100.8	100.0	98.4	99.2	98.6	97.3	98.1	99.4
1949	101.4	102.2	101.9	101.8	100.8	100.1	98.7	99.4	98.3	97.0	98.3	99.6
1950	101.3	102.1	101.8	101.7	100.9	99.7	98.7	99.4	98.5	97.5	98.5	99.6
1951	101.0	101.7	101.5	101.5	101.0	99.8	99.0	99.5	98.5	97.7	98.9	99.7
1952	100.8	101.8	100.9	100.8	100.7	99.3	99.5	99.8	99.6	98.4	99.2	99.5
1953	99.9	101.1	100.1	101.1	100.8	99.7	99.6	100.5	99.6	98.4	99.4	99.7
1954	99.7	100.8	99.9	100.9	100.8	99.8	99.6	100.3	100.6	98.5	99.4	99.8
1955	99.5	100.6	99.6	100.9	100.3	100.2	99.8	100.5	100.6	98.7	99.5	99.9
1956	99.6	100.5	99.6	100.8	100.3	100.2	99.8	100.3	100.7	99.0	99.5	100.0
1957	99.2	100.2	99.8	101.0	100.3	100.3	99.8	100.1	100.1	99.2	99.8	100.4
1958	99.9	99.7	99.7	100.4	100.2	100.7	100.4	99.7	100.1	99.2	99.5	100.6
1959	100.0	99.8	99.2	100.4	100.3	100.9	100.5	99.7	99.7	99.7	99.6	100.3
1960	100.0	99.8	99.1	100.2	100.5	101.1	100.7	99.6	99.6	99.6	99.5	100.4
1961	100.0	99.7	98.9	100.3	100.4	101.2	100.8	99.7	99.6	99.4	99.6	100.4

Price indexes (1957-59=100):

1948	102.7	104.0	104.0	104.0	104.0	104.0	104.0	105.1	104.0	101.1	98.2	97.8
1949	97.8	95.4	93.6	93.6	90.0	88.4	87.4	75.9	74.9	78.0	83.2	89.0
1950	96.4	102.4	103.9	103.9	103.9	103.9	106.6	109.2	113.5	114.4	114.4	114.4
1951	114.4	114.4	114.4	114.4	114.4	114.4	114.4	114.4	109.2	106.6	109.2	109.2
1952	109.2	109.2	109.2	109.2	109.2	104.0	104.0	104.0	104.0	104.0	104.0	104.0
1953	104.0	104.0	104.0	104.0	104.0	104.0	104.0	104.0	104.0	104.0	104.0	104.0
1954	104.0	104.0	98.8	98.8	98.8	98.8	98.8	98.8	98.8	93.6	93.6	93.6
1955	93.6	98.8	98.8	104.0	104.0	104.0	104.0	109.2	109.2	110.2	113.4	114.4
1956	114.4	114.4	116.5	116.5	116.5	116.5	114.4	111.3	111.3	104.0	104.0	104.0
1957	100.9	98.8	96.7	96.7	93.6	93.6	93.6	93.6	93.6	93.6	93.6	93.6
1958	93.6	93.6	93.6	93.6	94.6	94.6	94.6	95.7	97.8	100.9	100.9	102.9
1959	102.9	106.0	106.0	108.1	108.1	109.2	109.2	109.2	109.2	109.2	111.3	113.4
1960	114.4	112.3	112.3	112.3	112.3	112.3	110.2	106.0	103.9	100.9	98.8	98.8
1961	95.7	93.6	91.5	93.6	94.6	95.7	95.7	94.6	94.6	94.6	94.6	94.6

SOFTWOOD PLYWOOD--CODE 08-31

Year	Jan.	Feb.	Mar.	Apr.	May	June	July	Aug.	Sept.	Oct.	Nov.	Dec.
Seasonal adjustment factors:												
1948	101.0	100.8	101.0	100.4	99.1	98.1	98.6	100.1	100.5	100.6	99.4	100.2
1949	100.8	100.7	100.9	100.5	99.2	98.3	98.6	100.1	100.6	101.0	99.1	100.0
1950	100.1	100.8	101.1	100.6	99.5	98.8	99.1	100.4	101.0	101.5	98.4	99.1
1951	98.8	100.9	101.1	101.1	99.9	99.3	99.8	101.6	100.7	100.4	97.5	98.5
1952	99.2	101.9	101.0	99.7	99.9	99.6	101.3	102.6	100.4	100.0	97.1	97.8
1953	99.1	101.6	100.9	99.8	100.3	100.0	101.5	102.8	100.0	99.6	96.8	97.4
1954	99.3	101.8	101.2	100.2	99.8	99.3	102.4	102.6	100.1	98.7	97.0	97.2
1955	100.3	101.6	100.9	100.2	99.9	99.9	102.5	101.8	99.2	98.3	97.9	98.0
1956	100.6	101.0	100.6	100.7	99.1	99.4	102.3	101.0	100.2	99.9	98.0	97.1
1957	99.7	100.4	100.3	101.8	99.8	100.6	102.0	100.5	99.8	100.2	97.5	97.6
1958	100.0	100.2	99.7	101.7	99.8	100.6	102.1	100.2	100.0	100.5	97.8	98.0
1959	98.7	99.0	98.6	102.8	100.9	101.7	101.9	100.5	99.4	99.9	98.0	98.4
1960	98.2	98.6	98.3	103.3	101.1	101.5	102.0	100.9	99.9	99.8	97.8	98.3
1961	97.8	98.4	98.1	103.5	101.9	102.0	102.0	100.6	99.4	99.2	98.0	98.9

Price indexes (1957-59=100):

1948	111.6	111.6	113.3	113.7	118.4	122.5	126.5	127.8	127.8	127.8	127.8	125.0
1949	118.7	115.6	115.6	113.7	104.5	96.2	92.9	96.7	97.2	99.4	102.5	107.8
1950	109.0	114.1	115.2	115.2	115.8	118.1	121.6	124.6	129.4	130.8	131.0	132.7
1951	132.9	132.9	132.9	132.9	132.9	133.0	132.9	132.9	132.9	131.9	119.0	104.0
1952	113.5	117.5	119.5	119.5	119.5	119.9	120.1	120.5	120.5	120.8	110.9	110.9
1953	118.0	123.2	123.2	123.2	123.2	123.2	123.2	123.2	111.1	105.7	109.3	111.4
1954	113.0	116.7	111.4	105.6	109.4	107.7	116.3	122.5	116.9	117.8	117.9	117.9
1955	117.9	118.0	118.0	118.0	118.0	118.0	118.2	118.2	118.2	118.2	116.3	115.7
1956	119.7	119.7	119.7	118.9	110.1	106.4	110.4	101.9	101.9	96.3	93.6	93.2
1957	98.3	97.8	97.3	98.3	98.7	100.6	98.9	95.3	94.3	97.8	96.7	95.1
1958	95.1	91.1	89.6	92.5	88.1	93.5	100.4	104.2	107.8	109.1	104.0	101.3
1959	102.6	110.4	111.4	115.0	114.8	111.9	106.7	103.8	95.1	95.1	91.1	96.5
1960	98.4	95.6	92.4	92.8	91.7	91.3	91.3	89.7	93.0	94.3	92.7	92.0
1961	85.5	85.0	87.1	99.2	95.9	95.9	96.0	92.8	90.0	85.2	86.2	85.3

SEASONAL ADJUSTMENT FACTORS AND INDEXES,
WHOLESALE PRICE INDEX--Continued

PULP, PAPER, AND ALLIED PRODUCTS--CODE 09

Year	Jan.	Feb.	Mar.	Apr.	May	June	July	Aug.	Sept.	Oct.	Nov.	Dec.
Seasonal adjustment factors:												
1948	101.2	101.4	101.0	100.2	99.4	98.8	98.7	99.2	99.5	99.9	100.2	100.8
1949	101.3	101.5	100.9	100.1	99.3	98.8	98.8	99.2	99.5	99.9	100.1	100.8
1950	101.2	101.5	100.8	100.1	99.4	99.0	98.8	99.2	99.6	99.9	100.1	100.8
1951	101.1	101.2	100.7	100.1	99.5	99.2	98.9	99.3	99.6	100.0	100.1	100.7
1952	100.9	101.0	100.5	100.0	99.5	99.4	99.2	99.6	99.7	100.1	100.0	100.5
1953	100.7	100.8	100.3	100.0	99.6	99.7	99.5	99.6	99.8	100.2	100.2	100.2
1954	100.4	100.3	100.2	100.1	99.7	99.8	99.6	99.7	99.8	100.3	100.1	100.1
1955	100.3	100.2	100.1	100.0	99.8	99.7	99.8	99.8	99.9	100.4	100.1	100.0
1956	100.1	100.1	100.1	100.0	99.8	99.7	99.9	99.9	99.9	100.4	100.1	100.0
1957	100.1	100.1	100.1	100.0	99.8	99.8	99.8	99.9	99.9	100.4	100.1	100.0
1958	100.2	100.1	100.1	100.0	99.8	99.7	99.8	99.8	99.9	100.3	100.2	100.0
1959	100.3	100.2	100.2	99.8	99.8	99.6	99.7	99.6	100.1	100.4	100.2	100.1
1960	100.3	100.2	100.2	99.8	99.7	99.6	99.7	99.6	100.2	100.4	100.2	100.0
1961	100.4	100.3	100.3	99.8	99.7	99.5	99.6	99.5	100.2	100.5	100.2	100.1

Price indexes (1957-59=100):

1948	77.9	78.8	78.5	78.4	78.2	78.3	78.6	78.9	79.0	79.0	78.9	78.8
1949	78.8	78.5	78.0	77.0	75.8	74.3	73.3	73.1	73.4	73.4	73.6	73.6
1950	73.6	73.5	73.3	73.3	73.1	73.3	74.7	77.5	79.1	82.0	83.9	87.4
1951	91.7	92.0	91.9	91.4	91.5	91.8	91.8	91.3	91.2	90.7	90.4	90.4
1952	90.3	90.4	89.9	89.7	89.3	89.1	88.1	88.3	88.3	88.2	88.2	88.5
1953	88.5	88.1	87.9	88.1	88.1	88.5	88.5	88.8	89.3	89.8	89.6	89.4
1954	89.4	89.4	89.1	88.8	88.5	88.5	88.8	88.8	88.8	88.8	88.6	88.5
1955	88.8	89.1	89.2	89.7	89.9	90.4	90.9	91.4	92.0	93.8	94.1	94.4
1956	95.3	95.8	96.9	97.3	97.2	97.3	97.5	97.7	97.7	97.9	97.6	97.8
1957	98.2	98.2	98.3	98.2	98.5	98.5	98.9	99.2	99.4	100.0	100.0	100.1
1958	99.9	99.9	99.7	99.7	99.7	99.7	100.1	100.1	100.6	100.8	100.8	100.3
1959	100.4	100.6	100.8	101.0	100.8	101.1	101.1	101.1	101.1	101.2	101.1	101.1
1960	102.1	101.7	101.7	101.7	101.9	102.0	102.0	101.6	101.6	101.9	101.7	101.1
1961	101.0	101.0	100.4	100.1	96.3	96.6	96.6	96.5	98.9	99.6	99.2	99.6

WASTEPAPER--CODE 09-2

Year	Jan.	Feb.	Mar.	Apr.	May	June	July	Aug.	Sept.	Oct.	Nov.	Dec.
Seasonal adjustment factors:												
1948	109.5	114.4	104.6	96.5	86.7	86.2	85.9	96.6	106.1	99.9	101.6	111.5
1949	110.4	114.1	105.1	95.5	86.1	88.5	85.3	97.7	106.1	99.9	100.8	110.3
1950	110.7	114.0	103.8	96.4	85.7	88.1	86.5	98.7	107.2	99.7	98.5	110.6
1951	112.1	109.5	102.8	97.9	86.0	89.1	86.7	101.2	109.4	102.3	96.7	106.6
1952	109.2	108.6	101.1	98.7	86.5	90.4	90.8	103.2	107.4	103.6	96.7	103.6
1953	106.1	107.4	100.6	97.9	87.2	92.2	95.1	102.4	107.7	103.3	98.0	101.7
1954	103.0	105.0	100.4	98.9	88.3	90.7	98.3	103.6	106.9	104.5	98.6	101.3
1955	101.4	102.8	101.1	97.2	90.0	92.2	98.7	103.6	106.4	106.0	101.6	99.6
1956	99.7	103.1	100.8	96.3	89.5	91.7	100.7	102.6	106.5	105.2	103.7	100.0
1957	100.0	101.6	100.1	95.0	90.7	92.6	99.5	101.9	107.6	105.9	103.7	100.9
1958	100.6	100.4	99.0	95.8	91.4	92.8	98.3	100.5	107.6	108.4	104.9	100.2
1959	100.7	101.0	97.2	95.4	91.6	93.0	99.3	99.1	106.1	110.8	106.1	100.0
1960	100.9	100.7	96.2	95.5	91.6	93.4	100.6	99.3	104.8	111.6	106.6	99.3
1961	100.9	100.6	96.3	95.1	91.5	94.0	100.3	99.8	103.5	111.7	105.6	100.3

Price indexes (1957-59=100):

1948	114.2	142.3	117.8	108.0	105.4	95.3	89.3	80.8	83.7	80.2	76.7	76.7
1949	71.8	69.2	68.0	59.3	46.3	46.3	47.9	57.8	78.3	73.3	81.9	93.4
1950	92.3	82.0	77.6	77.6	76.8	85.2	102.3	155.8	166.6	182.9	203.9	243.4
1951	277.9	296.5	283.3	238.4	213.3	240.4	241.8	179.4	153.1	118.7	99.0	96.6
1952	96.6	94.2	75.5	75.5	59.5	59.5	47.8	70.9	84.7	76.8	70.9	96.4
1953	93.9	90.4	90.4	95.3	91.7	91.7	91.7	106.3	118.3	121.8	98.0	85.4
1954	85.4	92.5	90.7	89.8	72.5	75.6	85.5	86.3	86.3	90.4	94.2	92.3
1955	97.3	97.3	96.5	96.5	100.0	113.0	135.9	139.3	139.3	129.8	144.5	144.5
1956	144.5	153.9	153.9	137.5	125.6	123.3	121.3	121.0	105.2	99.8	83.4	84.5
1957	83.4	82.4	81.4	74.0	71.3	71.3	73.4	80.6	95.5	95.5	95.5	95.5
1958	90.2	90.2	81.3	81.3	77.5	77.5	92.9	93.9	114.8	120.1	120.1	103.4
1959	109.0	115.6	124.8	124.8	119.2	125.1	125.1	125.1	127.3	124.1	118.5	118.5
1960	116.5	101.0	96.4	95.4	89.8	88.8	88.8	83.5	83.5	83.5	83.5	73.2
1961	73.2	78.1	67.0	67.0	67.0	70.1	82.7	82.7	82.7	108.1	93.8	93.8

SEASONAL ADJUSTMENT FACTORS AND INDEXES,
WHOLESALE PRICE INDEX--Continued

PAPER EXCEPT NEWSPRINT--CODE 09-31

Year	Jan.	Feb.	Mar.	Apr.	May	June	July	Aug.	Sept.	Oct.	Nov.	Dec.
Seasonal adjustment factors:												
1948	101.1	100.8	100.3	99.7	99.2	98.7	99.1	99.5	100.0	100.4	100.4	100.9
1949	101.1	100.8	100.3	99.7	99.2	98.8	99.1	99.5	100.0	100.4	100.4	100.8
1950	101.0	100.8	100.3	99.7	99.3	98.9	99.1	99.5	100.0	100.4	100.3	100.8
1951	100.8	100.7	100.3	99.9	99.5	99.0	99.2	99.5	100.1	100.2	100.3	100.6
1952	100.7	100.5	100.2	99.9	99.5	99.4	99.4	99.7	100.0	100.1	100.1	100.4
1953	100.5	100.5	100.1	99.8	99.7	99.6	99.7	99.8	100.1	100.0	100.1	100.1
1954	100.3	100.3	100.2	99.8	99.7	99.7	100.0	99.9	100.0	100.0	100.0	100.0
1955	100.2	100.1	100.0	99.8	99.9	99.7	100.1	100.1	100.1	100.0	100.0	99.9
1956	100.1	100.0	100.0	99.8	99.8	99.8	100.3	100.1	100.1	100.0	99.9	99.9
1957	100.1	100.0	99.9	99.9	99.9	99.9	100.3	100.1	100.1	100.1	100.0	99.9
1958	100.0	99.8	99.9	100.0	100.0	100.0	100.2	100.0	100.0	100.1	100.0	99.9
1959	99.9	99.8	99.8	100.0	100.1	100.2	100.2	100.1	99.9	100.1	100.0	99.9
1960	99.9	99.8	99.8	100.0	100.0	100.2	100.2	100.0	99.9	100.1	100.0	99.9
1961	99.9	99.8	99.8	100.0	100.1	100.2	100.3	100.1	99.9	100.1	100.0	99.9

Price indexes (1957-59=100):

1948	70.0	70.1	70.1	70.2	70.5	71.2	72.0	72.8	73.3	74.0	74.0	74.0
1949	74.0	73.8	73.7	73.7	72.1	70.8	70.7	70.6	71.0	70.9	71.1	71.1
1950	71.1	71.2	71.2	71.4	71.4	71.5	73.2	74.7	76.1	78.3	79.2	81.7
1951	82.9	82.9	82.9	82.9	82.9	83.4	83.5	84.2	85.2	85.1	85.4	85.4
1952	85.8	86.6	86.7	86.4	86.3	86.3	86.0	85.6	85.6	85.6	85.6	85.6
1953	85.6	85.6	85.6	85.6	85.6	85.5	85.6	86.4	87.0	87.0	87.3	87.3
1954	87.3	87.3	87.3	87.3	87.0	87.0	87.0	87.0	87.0	87.0	87.0	87.3
1955	87.9	88.4	88.4	88.4	89.3	89.5	90.9	90.9	91.2	91.5	91.7	92.5
1956	93.9	93.9	95.1	95.1	95.1	95.8	97.0	97.0	97.6	97.8	97.9	97.9
1957	98.0	98.0	98.0	98.2	99.8	99.9	100.2	100.6	100.6	100.6	100.6	100.6
1958	100.6	100.5	100.4	100.3	99.2	99.2	99.2	99.2	99.2	99.4	99.5	99.5
1959	99.5	99.5	99.5	100.7	100.6	100.7	101.0	101.1	101.1	101.7	101.7	101.7
1960	101.8	101.9	102.1	102.4	103.2	103.2	103.2	102.5	102.7	103.0	102.9	102.9
1961	102.9	102.9	102.9	102.7	102.7	103.2	103.2	103.2	102.6	102.7	102.7	102.7

PAPERBOARD--CODE 09-4

Year	Jan.	Feb.	Mar.	Apr.	May	June	July	Aug.	Sept.	Oct.	Nov.	Dec.
Seasonal adjustment factors:												
1948	101.4	101.6	101.1	100.6	99.3	98.3	98.4	98.8	99.2	99.6	100.6	101.6
1949	101.4	101.6	101.0	100.5	99.2	98.3	98.4	98.8	99.2	99.7	100.6	101.5
1950	101.4	101.5	100.9	100.4	99.4	98.6	98.4	98.7	99.2	99.7	100.6	101.4
1951	101.3	101.2	100.9	100.4	99.5	98.8	98.5	98.7	99.5	99.9	100.6	101.3
1952	101.0	100.8	100.5	100.1	99.7	99.3	98.9	98.9	99.6	100.0	100.4	101.0
1953	100.6	100.4	100.3	100.0	99.8	99.6	99.1	99.2	100.0	100.2	100.4	100.4
1954	100.3	100.0	99.9	100.2	100.1	99.9	99.3	99.5	100.1	100.2	100.2	100.2
1955	100.1	99.8	99.8	100.1	100.1	99.9	99.7	99.8	100.2	100.2	100.1	100.1
1956	99.9	99.7	99.6	100.2	100.2	100.0	99.9	100.0	100.2	100.1	100.0	100.0
1957	99.9	99.7	99.7	100.2	100.3	100.1	99.9	100.1	100.2	100.1	100.0	100.0
1958	99.9	99.8	99.7	100.1	100.3	100.2	100.0	100.0	100.1	100.2	99.8	99.9
1959	100.0	99.8	100.0	100.1	100.3	100.1	100.1	99.9	100.0	100.2	99.8	99.9
1960	100.0	99.8	100.0	100.1	100.3	100.0	100.1	99.8	100.0	100.2	99.8	99.9
1961	100.0	99.8	100.0	100.1	100.4	100.0	100.1	99.8	100.0	100.2	99.8	99.9

Price indexes (1957-59=100):

1948	74.0	74.5	74.4	74.7	74.7	74.7	75.3	75.3	75.3	75.3	75.3	75.2
1949	75.7	75.7	75.3	74.8	72.3	70.9	70.8	70.9	70.9	70.9	71.2	71.4
1950	71.4	71.4	71.4	71.4	71.4	71.4	73.7	78.0	79.8	83.5	88.1	93.8
1951	96.9	96.9	96.9	96.9	96.9	96.9	96.9	96.9	96.9	96.7	96.6	96.1
1952	95.9	95.7	95.7	95.7	95.3	95.0	92.1	91.5	91.5	91.5	91.6	91.4
1953	91.2	90.7	90.6	90.4	90.4	90.5	90.8	90.8	92.5	92.7	92.5	92.5
1954	92.2	91.9	91.5	91.6	91.4	91.2	91.2	91.2	91.2	91.2	91.1	91.1
1955	91.1	91.1	92.3	92.5	92.5	92.5	92.6	94.0	95.1	95.2	95.5	95.7
1956	96.0	96.0	95.9	98.8	100.2	100.2	100.2	100.2	100.1	100.1	100.0	100.0
1957	100.0	100.0	100.0	100.0	100.0	100.0	100.0	100.0	100.0	100.3	100.3	100.3
1958	100.1	100.1	100.0	99.9	99.9	99.9	99.9	99.9	100.2	100.0	100.0	100.0
1959	100.0	100.0	100.0	100.0	100.0	100.0	99.8	99.8	99.8	99.8	99.8	99.8
1960	99.6	99.8	99.8	99.8	99.8	99.8	99.8	99.8	99.8	99.8	97.2	97.2
1961	97.1	95.3	95.2	94.7	94.5	94.5	90.1	90.0	89.7	89.7	89.7	89.7

SEASONAL ADJUSTMENT FACTORS AND INDEXES,
WHOLESALE PRICE INDEX--Continued

BUILDING PAPER AND BOARD--CODE 09-6

Year	Jan.	Feb.	Mar.	Apr.	May	June	July	Aug.	Sept.	Oct.	Nov.	Dec.
Seasonal adjustment factors:												
1948	100.1	99.8	99.5	99.2	99.0	100.2	100.7	100.3	100.0	100.4	100.3	100.2
1949	100.0	99.8	99.5	99.3	99.1	100.2	100.6	100.2	100.1	100.5	100.3	100.3
1950	100.0	99.8	99.5	99.3	99.4	100.2	100.5	100.2	100.0	100.3	100.3	100.3
1951	100.0	99.8	99.6	99.4	100.1	100.1	100.3	100.1	100.0	100.1	100.1	100.2
1952	100.2	99.9	99.6	99.4	100.2	100.3	100.4	100.0	99.9	100.0	100.0	100.1
1953	100.1	100.0	99.7	99.6	100.6	100.3	100.1	100.2	100.0	99.8	99.8	100.0
1954	100.0	100.0	99.6	100.0	100.7	100.3	100.0	100.2	99.9	99.7	99.7	99.7
1955	100.1	100.0	99.7	100.2	100.6	100.3	100.0	100.2	100.0	99.8	99.5	99.6
1956	99.9	99.9	99.8	100.6	100.4	100.3	100.0	100.2	100.0	99.9	99.7	99.6
1957	99.8	99.9	99.7	100.5	100.4	100.2	99.9	100.2	100.0	99.9	99.7	99.7
1958	100.0	99.9	99.6	100.4	100.4	100.2	100.0	100.1	100.0	99.9	99.8	99.7
1959	100.0	100.1	99.9	100.0	100.2	100.1	100.0	100.1	100.0	100.1	100.0	100.0
1960	100.0	100.1	99.9	100.0	100.1	100.1	99.9	100.1	100.1	100.1	100.0	100.0
1961	100.0	100.2	99.9	99.9	100.0	100.0	99.9	100.1	100.1	100.2	100.0	100.0

Price indexes (1957-59=100):												
1948	68.5	69.0	69.0	69.0	69.9	72.9	73.4	73.4	73.4	73.4	73.4	73.4
1949	73.3	73.1	73.1	73.1	72.4	72.2	72.2	72.2	72.2	72.2	72.2	72.2
1950	72.2	72.2	72.2	72.2	72.2	74.0	75.6	75.6	76.4	78.4	78.4	78.9
1951	78.9	78.9	78.9	78.9	78.9	78.9	78.9	78.9	78.9	78.9	78.9	78.9
1952	78.9	78.9	78.9	79.2	80.6	80.6	80.6	80.6	80.6	80.6	82.2	82.2
1953	82.2	82.2	82.2	82.2	85.6	85.6	85.6	85.6	85.6	85.6	85.6	85.6
1954	89.0	89.0	89.0	89.0	89.0	89.0	89.0	88.8	88.8	88.8	88.8	88.8
1955	88.8	90.0	90.3	90.3	90.3	90.3	90.3	92.3	92.3	92.8	92.8	92.8
1956	92.8	92.8	92.8	96.1	96.1	96.1	96.1	96.1	96.1	96.1	96.1	96.1
1957	98.2	98.2	98.2	98.6	98.6	98.6	98.6	98.6	98.6	98.6	98.6	98.6
1958	98.6	98.6	99.2	100.3	100.3	100.3	99.8	99.8	99.8	99.8	99.8	100.0
1959	100.1	100.3	100.3	100.9	102.1	102.1	102.5	102.7	102.7	102.7	102.7	102.7
1960	102.7	102.7	101.9	101.0	101.0	101.0	100.3	101.2	101.1	101.4	101.2	101.2
1961	101.3	101.6	101.5	101.1	100.6	100.8	100.8	100.8	100.8	100.8	100.1	99.7

METALS AND METAL PRODUCTS--CODE 10

Year	Jan.	Feb.	Mar.	Apr.	May	June	July	Aug.	Sept.	Oct.	Nov.	Dec.
Seasonal adjustment factors:												
1948	101.3	101.0	100.5	99.9	98.8	98.4	98.4	99.3	100.5	100.5	100.5	101.0
1949	101.5	101.0	100.4	99.8	98.9	98.6	98.6	99.3	100.4	100.5	100.5	100.9
1950	101.3	100.9	100.3	99.8	99.0	98.6	98.7	99.5	100.4	100.5	100.4	100.8
1951	101.0	100.7	100.3	99.5	99.0	98.9	99.3	99.8	100.2	100.4	100.3	100.7
1952	100.7	100.4	100.0	99.5	99.2	99.1	99.5	100.0	100.2	100.5	100.3	100.5
1953	100.4	100.2	99.9	99.6	99.2	98.9	99.8	100.4	100.6	100.5	100.4	100.2
1954	100.0	99.9	99.9	99.8	99.2	98.7	99.9	100.6	100.8	100.6	100.4	100.2
1955	100.0	99.8	99.8	99.6	99.1	98.8	100.1	100.6	100.8	100.5	100.3	100.2
1956	100.1	99.9	99.7	99.7	99.2	98.8	99.8	100.6	100.8	100.6	100.4	100.2
1957	100.1	100.0	99.9	99.6	99.2	99.0	99.8	100.4	100.7	100.5	100.4	100.3
1958	100.2	100.0	99.9	99.6	99.4	99.3	99.7	100.3	100.5	100.4	100.4	100.3
1959	100.2	100.1	99.9	99.5	99.5	99.6	99.7	100.2	100.4	100.3	100.3	100.2
1960	100.1	100.1	99.9	99.6	99.7	99.7	99.6	100.1	100.3	100.3	100.3	100.2
1961	100.1	100.0	99.8	99.6	99.7	99.7	99.7	100.1	100.3	100.2	100.3	100.1

Price indexes (1957-59=100):												
1948	63.7	64.4	65.0	66.5	66.2	66.4	67.6	71.6	72.1	72.4	72.9	73.1
1949	73.3	72.5	71.8	69.7	68.0	67.1	67.0	67.3	67.8	67.7	67.9	68.1
1950	68.7	69.1	69.1	69.3	70.2	71.7	72.0	73.0	74.7	76.5	77.6	80.3
1951	81.7	81.5	81.2	81.2	81.2	80.8	80.6	80.5	80.5	80.7	80.7	80.7
1952	80.7	80.8	80.8	80.7	80.3	79.8	80.3	81.8	82.1	81.8	81.6	81.7
1953	81.7	82.1	82.7	82.4	82.8	83.6	85.2	85.3	84.7	84.3	84.3	84.0
1954	83.8	83.2	83.2	83.5	83.7	83.7	84.3	84.7	85.1	85.5	85.6	85.5
1955	85.7	86.6	86.9	87.6	87.3	87.4	90.1	91.9	93.5	93.8	94.2	94.8
1956	95.6	95.6	96.5	97.3	96.7	96.1	95.5	99.0	100.1	100.3	100.2	100.4
1957	100.3	99.8	99.5	98.9	98.8	99.2	100.4	100.9	100.3	99.4	99.1	99.2
1958	98.8	98.9	98.7	97.9	97.9	98.0	98.0	99.4	99.7	100.3	100.8	100.8
1959	100.7	101.1	101.2	100.7	100.8	101.0	100.6	100.7	101.3	101.8	102.7	102.3
1960	102.5	102.3	101.8	101.8	101.6	101.3	101.1	101.2	101.1	100.7	100.4	100.3
1961	100.3	100.4	100.4	100.6	100.8	100.9	100.9	101.2	101.3	100.9	100.4	100.6

See footnotes at end of table.

SEASONAL ADJUSTMENT FACTORS AND INDEXES,
WHOLESALE PRICE INDEX--Continued

IRON AND STEEL--CODE 10-1

Year	Jan.	Feb.	Mar.	Apr.	May	June	July	Aug.	Sept.	Oct.	Nov.	Dec.
Seasonal adjustment factors:												
1948	101.7	101.1	100.6	99.2	98.4	99.2	98.2	99.6	100.5	100.5	100.1	101.4
1949	101.8	101.0	100.4	99.1	98.4	99.1	98.4	99.5	100.3	100.3	100.0	101.2
1950	101.6	100.9	100.3	99.3	98.7	99.2	98.5	99.9	100.5	100.5	100.1	101.1
1951	101.3	100.6	100.0	99.1	98.8	99.1	99.4	100.4	100.4	100.3	100.1	100.9
1952	100.9	100.3	99.6	99.2	98.9	99.2	99.8	100.8	100.5	100.4	100.2	100.7
1953	100.6	99.9	99.4	99.2	98.8	98.7	100.4	101.3	100.8	100.6	100.4	100.2
1954	100.2	99.7	99.4	99.2	98.7	98.4	100.6	101.6	101.1	100.6	100.5	100.3
1955	100.3	99.7	99.4	98.9	98.5	98.3	101.2	101.7	101.2	100.5	100.4	100.2
1956	100.3	99.8	99.4	99.0	98.6	98.4	100.7	101.6	101.3	100.7	100.4	100.1
1957	100.3	100.0	99.6	99.0	98.6	98.5	100.6	101.5	101.2	100.6	100.4	100.1
1958	100.3	100.1	99.6	99.1	98.9	99.0	100.2	101.1	101.1	100.5	100.4	100.1
1959	100.2	100.1	99.7	99.3	99.1	99.5	100.1	100.8	100.8	100.5	100.3	100.0
1960	100.1	100.1	99.7	99.5	99.3	99.6	99.8	100.6	100.7	100.5	100.3	100.0
1961	100.1	100.1	99.7	99.5	99.3	99.6	100.0	100.5	100.7	100.4	100.2	99.9

Price indexes (1957-59=100):

1948	58.0	58.7	59.1	59.3	58.9	58.9	60.4	64.9	65.1	65.5	65.7	65.9
1949	66.0	64.8	64.3	62.2	61.2	61.0	60.7	61.1	62.3	62.6	62.9	63.7
1950	64.4	64.9	64.9	65.1	65.7	66.9	66.7	67.3	67.7	68.3	68.8	72.5
1951	73.7	73.1	72.7	72.7	72.7	72.7	72.8	72.8	72.8	72.8	72.8	72.8
1952	72.8	72.9	72.9	72.8	72.7	72.4	72.4	75.3	75.4	75.3	75.1	75.1
1953	75.2	75.4	75.6	75.6	76.3	77.4	80.3	80.6	79.6	78.9	79.0	78.6
1954	78.1	77.5	77.3	77.6	78.0	78.0	79.0	79.2	79.3	79.9	80.2	79.9
1955	80.3	80.3	80.6	80.7	80.2	80.3	84.7	85.7	85.8	86.2	86.4	87.1
1956	88.4	88.2	88.4	89.3	89.2	88.5	88.7	94.3	95.6	95.3	96.1	96.6
1957	97.2	97.0	96.9	95.8	96.4	97.9	100.8	101.3	100.7	99.3	98.5	98.5
1958	98.6	99.2	99.0	98.5	98.3	98.6	98.8	101.4	101.6	101.4	101.8	101.6
1959	101.8	102.1	101.7	101.1	100.8	101.4	101.6	101.7	102.0	102.4	102.7	101.9
1960	102.0	101.5	100.9	100.9	100.8	100.5	100.3	100.5	100.4	99.9	99.7	99.8
1961	100.2	100.4	100.8	101.1	100.7	100.8	100.6	100.9	101.1	100.9	100.1	100.2

IRON AND STEEL SCRAP²³--CODE 10-12

Year	Jan.	Feb.	Mar.	Apr.	May	June	July	Aug.	Sept.	Oct.	Nov.	Dec.
Seasonal adjustment factors:												
1954	103.7	97.9	96.3	98.3	96.4	95.7	96.6	104.9	104.2	101.3	107.4	102.8
1955	104.7	97.7	96.3	96.4	95.1	96.9	98.0	106.1	105.2	100.8	100.9	102.4
1956	104.0	99.4	97.3	95.7	94.2	96.7	97.8	106.4	105.3	100.8	101.0	101.6
1957	103.6	101.1	99.4	94.2	91.5	96.5	99.5	107.2	105.7	100.4	100.4	100.9
1958	103.4	102.0	98.2	93.6	92.7	97.3	99.1	106.6	106.8	100.4	100.2	99.3
1959	102.3	103.1	99.7	93.4	91.8	99.1	100.5	106.0	107.0	102.2	98.3	96.8
1960	101.2	103.6	100.0	95.4	93.0	97.9	99.3	105.1	106.7	102.8	98.8	96.6
1961	101.8	102.5	99.3	95.6	93.3	98.6	99.8	104.8	107.1	102.9	97.9	96.5

Price indexes (1957-59=100):

1954	76.0	70.4	67.0	72.2	77.7	77.7	74.0	75.9	77.7	83.9	87.5	83.9
1955	91.2	91.2	94.7	95.7	88.0	88.7	98.8	109.6	108.6	111.0	112.1	122.0
1956	130.6	117.5	118.0	130.6	122.5	109.0	109.0	131.1	139.0	131.7	144.0	151.0
1957	144.0	124.8	117.5	99.6	105.6	130.8	129.6	129.6	117.1	93.7	81.2	80.7
1958	81.8	91.3	89.2	81.1	79.8	85.4	87.6	99.1	98.9	97.3	98.6	95.4
1959	98.1	102.4	98.4	86.7	82.8	89.7	94.2	95.2	99.0	104.9	109.3	99.7
1960	101.6	95.6	82.2	81.9	80.6	76.8	75.8	78.9	78.8	70.9	67.5	68.7
1961	75.4	78.8	84.9	89.1	83.9	88.4	86.0	90.2	93.5	89.7	78.0	78.8

See footnotes at end of table.

SEASONAL ADJUSTMENT FACTORS AND INDEXES,
WHOLESALE PRICE INDEX--Continued

NO. 1 HEAVY MELTING STEEL SCRAP, PITTSBURGH--²³CODE 10-12-1-01

Year	Jan.	Feb.	Mar.	Apr.	May	June	July	Aug.	Sept.	Oct.	Nov.	Dec.
Seasonal adjustment factors:												
1954	104.7	98.4	95.9	97.5	94.7	94.6	96.1	105.8	104.9	101.1	103.3	103.4
1955	105.7	98.2	96.0	95.2	93.4	95.9	97.6	106.8	105.9	100.6	101.7	103.0
1956	105.2	98.8	97.0	95.6	92.5	96.1	96.9	107.4	105.7	100.8	101.6	102.4
1957	105.0	99.4	100.3	94.9	90.2	95.5	99.4	107.8	104.9	99.8	101.2	102.0
1958	104.4	100.9	99.2	94.7	91.8	96.7	98.9	106.3	105.3	100.1	101.2	100.2
1959	103.0	102.3	101.5	94.5	91.7	98.7	100.8	104.6	104.5	101.6	99.0	97.9
1960	101.8	103.1	102.0	97.1	93.0	97.4	99.7	103.1	103.6	102.1	99.6	97.7
1961	102.1	102.9	101.6	96.6	93.6	97.9	100.8	102.2	103.9	101.9	98.8	97.7

Price indexes (1957-59=100):

1954	74.9	70.0	62.6	65.1	72.4	72.4	70.0	72.4	74.9	79.8	84.7	79.8
1955	89.6	89.6	94.5	94.5	84.7	84.7	97.0	109.3	106.9	109.3	111.8	122.8
1956	133.9	120.4	119.2	133.9	121.6	109.3	109.3	132.7	143.7	136.3	153.5	163.4
1957	153.4	131.3	124.0	101.9	109.3	138.7	136.3	136.3	121.5	94.5	79.8	77.3
1958	77.3	78.6	82.1	79.7	75.1	84.4	84.4	102.0	99.6	100.8	100.8	98.5
1959	100.8	100.8	103.1	86.7	82.1	84.4	93.7	89.1	89.1	96.1	107.9	98.5
1960	100.8	100.8	84.4	82.1	78.6	72.7	71.5	71.5	71.5	66.8	63.3	63.3
1961	70.3	75.1	82.1	86.7	82.1	86.7	84.4	84.4	89.1	89.1	79.7	84.4

NO. 1 CUPOLA CAST IRON SCRAP, CHICAGO--²³CODE 10-12-5-42

Year	Jan.	Feb.	Mar.	Apr.	May	June	July	Aug.	Sept.	Oct.	Nov.	Dec.
Seasonal adjustment factors:												
1954	101.4	94.5	96.6	101.2	100.5	98.7	97.4	103.6	102.7	102.3	100.3	101.4
1955	102.1	94.9	96.3	99.6	99.3	99.2	98.6	104.5	103.3	101.6	99.0	101.1
1956	102.3	96.9	97.2	98.2	98.3	99.2	98.7	104.9	103.8	101.2	99.5	100.4
1957	102.6	100.1	97.9	95.4	95.9	98.8	100.0	105.6	104.7	100.4	99.1	99.7
1958	103.2	100.8	97.7	94.3	96.0	99.4	99.5	105.9	105.1	99.5	99.2	99.0
1959	102.6	102.6	98.5	94.0	94.5	100.9	100.3	105.3	104.8	100.0	98.8	98.3
1960	101.8	102.9	98.8	94.8	95.1	100.4	98.9	104.6	104.4	100.2	99.5	98.2
1961	101.9	102.1	98.2	95.4	95.4	100.6	99.1	104.7	104.5	100.2	98.8	98.6

Price indexes (1957-59=100):

1954	70.9	64.3	72.0	84.0	84.0	84.0	77.4	77.4	77.4	86.1	86.1	86.1
1955	87.2	87.2	87.2	90.5	88.3	90.5	94.8	101.4	103.5	105.7	103.5	110.2
1956	112.4	101.4	105.7	112.4	114.5	99.2	99.2	116.7	116.7	110.2	110.2	110.2
1957	110.2	99.2	92.7	86.1	88.3	101.4	103.5	103.5	97.0	83.9	77.4	81.8
1958	86.1	92.6	90.5	81.8	84.0	90.5	90.5	99.2	101.4	99.2	103.5	99.2
1959	105.7	110.2	105.7	101.4	101.4	110.2	114.5	116.7	121.0	125.4	125.4	118.8
1960	118.8	110.0	99.2	94.8	94.8	94.8	88.3	92.6	88.3	79.6	79.6	81.8
1961	86.1	90.5	92.7	94.8	92.6	94.8	90.5	97.0	97.0	92.6	88.3	88.3

See footnotes at end of table.

SEASONAL ADJUSTMENT FACTORS AND INDEXES,
WHOLESALE PRICE INDEX--Continued

SEMI-FINISHED STEEL PRODUCTS--CODE 10-13

Year	Jan.	Feb.	Mar.	Apr.	May	June	July	Aug.	Sept.	Oct.	Nov.	Dec.
Seasonal adjustment factors:												
1948	100.3	100.8	100.0	100.2	99.3	99.7	98.8	100.4	100.8	99.8	99.0	101.4
1949	100.5	100.7	100.0	100.0	99.3	99.7	99.1	100.3	100.7	99.9	99.1	101.3
1950	100.5	100.6	99.9	99.9	99.3	99.5	99.0	100.6	100.8	100.0	99.3	101.2
1951	100.7	100.1	99.6	99.1	98.7	99.5	100.2	100.8	100.5	99.9	99.4	101.1
1952	100.6	99.9	99.4	98.8	98.4	99.2	100.5	101.2	100.9	100.4	100.1	100.7
1953	100.2	99.6	99.2	98.6	98.1	98.8	101.3	101.6	101.2	100.7	100.4	100.2
1954	99.9	99.5	99.2	98.5	98.0	98.4	101.5	102.1	101.4	100.8	100.4	100.0
1955	99.7	99.7	99.2	98.5	97.9	98.2	102.2	101.9	101.3	100.8	100.4	99.9
1956	99.6	99.7	99.3	98.9	98.5	98.1	101.3	101.8	101.4	100.8	100.3	99.9
1957	99.6	99.9	99.5	99.1	98.8	98.4	101.0	101.5	101.1	100.6	100.3	99.9
1958	99.6	100.0	99.7	99.4	99.2	99.0	100.3	101.1	100.9	100.6	100.2	99.9
1959	99.7	100.0	99.8	99.6	99.5	99.4	100.1	100.6	100.6	100.4	100.2	100.1
1960	99.9	99.9	99.8	99.8	99.7	99.7	99.8	100.4	100.5	100.4	100.2	100.1
1961	99.8	99.9	99.9	99.7	99.7	99.7	100.0	100.3	100.4	100.3	100.2	100.1

Price indexes (1957-59=100):

1948	44.2	46.3	48.4	48.4	48.3	48.3	50.2	55.9	55.9	55.8	55.7	55.7
1949	55.7	55.7	55.7	55.7	55.7	55.7	55.7	55.7	55.7	55.7	55.7	59.4
1950	60.4	60.4	60.4	60.4	60.4	60.4	60.5	60.5	60.5	60.5	60.5	63.9
1951	63.9	63.9	63.9	63.9	63.9	63.9	63.9	63.9	63.9	63.9	63.9	63.9
1952	63.9	63.9	63.9	63.9	63.9	63.9	63.9	67.4	67.4	67.4	67.4	67.4
1953	67.4	67.4	67.4	67.4	67.9	72.6	76.8	76.8	76.8	76.8	76.8	76.8
1954	76.8	76.8	76.8	76.8	76.8	76.8	78.9	78.9	78.9	78.9	78.9	78.9
1955	79.1	79.1	79.1	79.2	79.3	79.3	84.5	84.5	84.5	84.5	84.9	84.9
1956	85.0	85.0	85.0	85.0	85.1	85.3	85.3	91.3	91.3	91.3	91.3	91.3
1957	91.7	94.9	95.0	95.2	95.4	95.4	99.6	99.6	99.6	99.6	99.6	99.6
1958	99.6	99.6	99.6	99.6	99.6	99.6	99.6	102.2	102.2	102.2	102.2	102.2
1959	102.2	102.2	102.2	102.2	102.2	102.2	102.2	102.2	102.2	102.2	102.2	102.2
1960	102.2	102.2	102.2	102.2	102.2	102.2	101.8	101.8	101.8	101.8	101.8	101.8
1961	101.8	101.8	101.8	101.8	101.8	101.8	101.8	101.8	101.8	101.8	101.8	101.8

FINISHED STEEL PRODUCTS--CODE 10-14

Year	Jan.	Feb.	Mar.	Apr.	May	June	July	Aug.	Sept.	Oct.	Nov.	Dec.
Seasonal adjustment factors:												
1948	101.2	101.1	100.8	100.1	98.9	99.3	99.0	99.9	100.5	99.8	99.2	100.6
1949	101.3	101.0	100.7	100.1	99.0	99.4	99.1	99.9	100.4	99.8	99.3	100.6
1950	101.2	100.9	100.5	100.0	99.0	99.2	99.4	100.1	100.4	99.9	99.4	100.6
1951	101.1	100.5	100.1	99.4	99.3	99.2	100.4	100.4	100.2	99.9	99.5	100.6
1952	100.8	100.2	99.7	99.1	99.2	99.0	100.8	100.8	100.5	100.2	99.7	100.5
1953	100.4	99.8	99.4	98.9	98.9	98.7	101.4	101.2	100.8	100.5	100.2	100.1
1954	100.0	99.7	99.3	98.8	98.7	98.4	101.6	101.6	101.0	100.6	100.2	99.9
1955	99.9	99.7	99.3	98.7	98.7	98.3	101.8	101.6	101.0	100.7	100.2	99.9
1956	99.9	99.8	99.4	99.1	98.7	98.3	101.2	101.6	101.1	100.6	100.3	99.9
1957	99.9	99.9	99.5	99.3	98.9	98.5	100.9	101.4	100.9	100.6	100.2	99.9
1958	100.0	100.0	99.7	99.4	99.3	99.0	100.3	101.0	100.7	100.5	100.3	100.0
1959	100.0	100.0	99.8	99.6	99.6	99.4	100.0	100.6	100.5	100.3	100.3	100.1
1960	100.1	100.0	99.8	99.8	99.7	99.7	99.8	100.5	100.4	100.3	100.3	100.1
1961	100.1	100.0	99.8	99.7	99.7	99.7	100.0	100.3	100.3	100.3	100.3	100.1

Price indexes (1957-59=100):

1948	52.3	52.8	53.2	53.2	52.2	52.1	53.7	58.8	59.0	59.1	59.4	59.6
1949	60.3	60.4	60.4	60.2	59.8	59.7	59.7	59.7	59.8	59.8	59.8	61.0
1950	62.4	62.5	62.5	62.5	62.5	62.6	62.9	62.9	63.0	63.1	63.1	67.0
1951	68.0	68.1	68.1	68.1	68.1	68.1	68.2	68.3	68.3	68.3	68.4	68.4
1952	68.4	68.4	68.4	68.4	68.4	68.2	68.1	71.6	71.6	71.6	71.4	71.5
1953	71.6	71.4	71.6	71.6	73.8	74.6	77.6	77.6	77.6	77.5	77.4	77.4
1954	77.4	77.1	77.1	77.1	77.1	77.1	79.2	79.1	79.2	79.2	79.2	79.2
1955	79.2	79.2	79.2	79.3	79.3	79.3	84.2	84.3	84.3	84.6	84.6	84.7
1956	85.3	86.0	86.0	86.0	86.6	86.6	86.8	92.3	92.3	92.3	92.4	92.4
1957	93.7	94.8	95.2	95.3	95.5	95.4	99.4	99.4	99.4	99.5	99.5	99.5
1958	99.5	99.5	99.4	99.4	99.4	99.4	99.4	102.0	102.2	101.9	102.3	102.3
1959	102.4	102.4	102.2	102.2	102.2	102.2	102.2	102.2	102.2	102.3	102.3	102.3
1960	102.3	102.3	102.3	102.3	102.3	102.2	101.9	101.9	101.9	101.9	101.9	101.9
1961	101.9	101.9	101.9	101.9	101.8	101.6	101.6	101.6	101.5	101.5	101.5	101.5

SEASONAL ADJUSTMENT FACTORS AND INDEXES,
WHOLESALE PRICE INDEX--Continued

NONFERROUS METALS--CODE 10-2

Year	Jan.	Feb.	Mar.	Apr.	May	June	July	Aug.	Sept.	Oct.	Nov.	Dec.
Seasonal adjustment factors:												
1948	102.0	101.9	100.4	99.0	97.1	96.7	97.5	99.8	100.6	101.0	102.2	101.8
1949	102.0	101.8	100.3	99.0	97.5	97.0	97.4	99.5	100.4	101.1	102.1	101.7
1950	101.7	101.7	100.3	99.3	97.8	97.0	97.9	99.6	100.5	100.9	101.8	101.3
1951	101.1	101.2	101.1	99.5	98.2	97.8	98.5	99.2	100.3	100.8	101.4	100.9
1952	100.7	100.5	100.8	100.0	99.4	98.3	99.3	99.2	100.0	100.7	100.7	100.3
1953	99.9	100.4	101.0	100.8	99.6	98.8	99.0	99.5	100.5	100.4	100.1	100.0
1954	99.5	100.0	101.3	101.3	99.7	98.9	98.8	99.7	100.7	100.4	99.7	99.9
1955	99.6	99.9	101.0	101.3	100.0	99.5	98.3	99.5	100.4	100.3	99.8	100.2
1956	99.9	100.1	100.5	101.1	100.0	99.4	98.2	99.5	100.3	100.4	100.1	100.2
1957	99.9	100.2	100.7	100.7	99.9	99.6	98.1	99.3	100.2	100.2	100.5	100.5
1958	100.4	100.1	100.5	100.2	99.8	99.7	98.4	99.4	99.7	100.2	100.8	100.6
1959	100.5	100.3	100.3	99.7	99.8	99.8	99.0	99.4	99.8	99.9	100.8	100.6
1960	100.4	100.4	100.3	99.5	99.8	99.8	99.2	99.4	99.9	100.1	100.8	100.5
1961	100.4	100.3	100.2	99.6	99.9	99.8	99.1	99.5	100.0	99.9	100.6	100.5

Price indexes (1957-59=100):

1948	73.2	74.0	74.0	75.3	75.2	76.0	78.4	83.1	83.2	83.7	86.0	86.5
1949	86.1	85.5	83.1	77.9	71.5	67.6	68.3	69.7	69.8	68.5	69.0	68.3
1950	68.3	68.0	67.6	68.1	71.3	76.1	76.9	79.3	84.3	89.0	92.0	92.9
1951	94.2	94.7	93.7	94.0	93.8	92.1	90.8	90.9	91.2	92.7	92.8	92.9
1952	92.9	93.5	93.4	93.3	91.2	89.7	92.7	93.0	93.2	91.9	91.6	91.4
1953	91.6	93.0	98.3	95.9	94.7	95.4	94.5	93.1	91.8	91.3	91.4	91.3
1954	90.8	89.6	90.6	92.3	92.4	92.5	92.9	93.5	94.4	95.3	95.1	95.4
1955	95.6	100.0	100.4	103.4	103.0	103.0	104.3	108.4	115.3	115.1	115.1	116.5
1956	117.1	117.5	121.1	122.0	119.6	118.1	114.0	116.2	115.7	115.2	111.9	111.9
1957	111.2	108.7	107.1	106.5	104.6	103.3	100.3	100.6	98.5	97.1	97.8	97.6
1958	96.2	95.6	95.0	92.8	92.6	93.3	93.4	94.3	95.2	97.8	100.0	99.6
1959	99.6	100.3	101.8	100.7	101.8	101.8	100.0	100.1	101.8	102.6	105.5	105.2
1960	106.7	106.6	105.3	105.0	104.7	103.9	103.6	103.7	103.5	102.5	101.3	100.1
1961	98.8	98.8	98.9	99.0	100.5	101.1	101.5	101.8	101.9	100.9	100.2	100.8

PRIMARY (NONFERROUS) METAL REFINERY SHAPES--CODE 10-22

Year	Jan.	Feb.	Mar.	Apr.	May	June	July	Aug.	Sept.	Oct.	Nov.	Dec.
Seasonal adjustment factors:												
1948	102.7	103.3	99.4	99.0	96.7	96.7	95.9	100.0	101.1	100.7	100.7	101.8
1949	102.9	103.5	99.3	98.9	96.9	97.0	96.1	99.7	100.7	101.0	102.3	101.7
1950	102.4	103.1	99.7	99.4	97.5	96.8	96.5	99.5	100.8	100.8	101.9	101.4
1951	102.1	102.6	100.7	99.7	97.9	97.5	97.4	98.9	100.4	100.7	101.4	100.9
1952	101.5	101.1	101.0	100.4	99.3	98.0	98.5	98.5	99.9	100.5	100.8	100.4
1953	100.6	100.9	101.2	101.4	99.7	98.8	98.4	98.3	100.2	100.4	100.2	100.3
1954	99.9	99.9	101.5	101.9	100.1	99.4	98.3	98.4	100.5	100.2	99.6	100.1
1955	100.2	99.7	101.0	101.7	100.4	100.2	98.2	98.4	100.0	100.3	99.7	100.4
1956	99.9	100.0	100.6	101.4	100.5	100.2	98.1	98.5	99.8	100.5	99.9	100.3
1957	99.9	100.1	100.8	100.9	100.6	100.3	98.2	98.5	99.7	100.4	100.2	100.4
1958	100.3	100.0	100.6	100.3	100.3	100.3	98.5	99.1	99.4	100.5	100.3	100.4
1959	100.2	100.1	100.3	99.9	100.1	100.0	99.3	99.4	99.6	100.1	100.4	100.4
1960	100.0	100.1	100.4	99.7	100.0	99.9	99.6	99.5	99.8	100.2	100.3	100.3
1961	100.0	100.0	100.2	99.7	100.1	100.0	99.6	99.5	100.0	100.1	100.1	100.2

Price indexes (1957-59=100):

1948	85.2	86.9	86.9	89.9	90.0	91.3	91.6	100.9	101.1	101.8	106.2	107.1
1949	107.2	107.3	103.6	93.3	84.0	77.6	79.7	83.0	83.0	79.0	78.4	76.5
1950	76.1	75.7	74.8	75.6	80.3	88.2	89.2	93.5	100.3	105.3	110.5	111.2
1951	115.7	117.9	112.8	113.0	112.3	110.1	108.5	108.2	108.2	113.5	113.5	113.6
1952	113.6	116.0	116.1	116.1	110.7	105.0	104.7	103.2	104.1	100.2	98.8	98.5
1953	99.4	97.3	102.5	99.0	97.2	97.8	96.3	95.8	94.9	94.1	94.7	94.9
1954	94.7	92.9	94.8	97.8	97.0	98.3	98.8	98.4	100.0	100.6	100.3	100.6
1955	100.3	104.6	104.9	108.8	108.9	109.1	110.0	110.6	119.1	119.8	120.0	122.1
1956	122.2	121.5	125.1	125.3	124.9	124.4	117.7	118.7	119.2	120.0	115.7	116.0
1957	115.7	113.2	110.6	110.7	107.8	105.7	101.0	100.3	98.5	97.6	97.2	97.2
1958	95.4	95.4	95.5	92.9	92.9	92.9	92.8	94.1	94.0	96.9	98.8	98.7
1959	98.7	98.8	100.2	99.7	100.4	100.6	99.6	98.9	100.3	101.1	103.2	102.6
1960	104.0	104.3	104.0	103.9	103.9	104.0	104.1	104.0	104.1	104.3	101.7	100.6
1961	98.8	98.8	98.9	99.5	101.2	101.8	102.8	102.9	103.0	101.2	100.7	101.7

SEASONAL ADJUSTMENT FACTORS AND INDEXES,
WHOLESALE PRICE INDEX--Continued
NONFERROUS SCRAP--CODE 10-23

Year	Jan.	Feb.	Mar.	Apr.	May	June	July	Aug.	Sept.	Oct.	Nov.	Dec.
Seasonal adjustment factors:												
1953							99.7	99.4	100.9	99.6	100.0	100.7
1954	99.7	99.8	102.0	102.9	98.7	96.8	99.0	100.0	101.4	99.6	99.8	100.8
1955	100.1	99.6	101.7	102.6	98.4	96.6	98.9	100.5	100.8	99.4	99.9	101.1
1956	100.4	99.4	101.2	102.1	98.3	97.3	98.0	101.1	100.2	100.8	100.4	100.3
1957	100.0	99.7	102.2	101.1	98.0	97.5	97.9	101.2	100.6	100.3	101.1	100.9
1958	100.7	98.9	101.0	100.3	98.3	98.1	98.2	101.4	100.0	100.6	102.0	100.9
1959	100.3	98.8	99.8	99.1	98.9	99.8	99.0	101.1	100.2	100.7	101.5	100.5
1960	99.8	99.0	99.8	98.8	99.1	100.0	98.9	100.9	101.0	100.8	101.3	100.1
1961	99.5	98.9	100.0	98.9	99.2	99.8	99.0	101.4	101.6	100.0	100.5	100.7

Price indexes (1957-59=100):

1953							101.4	92.8	93.9	92.2	96.8	95.3
1954	94.0	90.9	95.5	103.1	106.4	107.4	107.6	109.0	110.1	114.7	112.9	114.0
1955	116.2	129.6	131.3	133.7	128.6	131.4	139.7	148.7	159.0	149.5	148.6	158.3
1956	158.5	158.3	167.9	160.7	143.5	130.8	131.3	140.0	138.4	132.9	131.3	131.0
1957	128.6	117.7	115.7	115.0	109.7	107.6	106.6	105.6	95.1	93.9	93.4	91.8
1958	88.9	85.0	83.8	85.2	85.8	89.8	89.0	90.8	90.0	100.3	101.9	96.1
1959	98.3	99.7	107.6	100.7	101.9	101.7	97.4	101.2	104.9	103.2	108.2	107.7
1960	107.6	106.7	101.0	101.4	99.2	99.1	101.0	103.1	101.9	96.6	96.2	96.0
1961	92.6	93.4	96.6	98.5	102.1	103.7	103.0	104.6	105.0	101.5	98.3	99.9

PLUMBING FIXTURES AND BRASS FITTINGS--CODE 10-5

Year	Jan.	Feb.	Mar.	Apr.	May	June	July	Aug.	Sept.	Oct.	Nov.	Dec.
Seasonal adjustment factors:												
1948	100.7	100.4	99.6	99.2	98.9	98.5	98.7	100.2	100.1	101.0	101.5	101.3
1949	100.7	100.2	99.5	99.1	98.9	98.5	98.8	100.1	100.1	101.0	101.5	101.4
1950	100.4	100.1	99.5	99.1	98.9	98.7	99.0	100.1	100.1	100.9	101.5	101.5
1951	100.0	99.8	99.5	99.2	99.0	98.9	99.5	100.3	100.2	100.9	101.5	101.5
1952	99.7	99.8	99.5	99.2	99.1	99.1	99.7	100.4	100.2	100.8	101.3	101.3
1953	99.5	99.4	99.8	99.4	99.2	99.2	99.6	100.6	100.4	100.5	101.1	101.1
1954	99.5	99.5	100.0	99.6	99.4	99.3	99.6	100.5	100.3	100.3	100.9	100.7
1955	99.7	99.7	100.1	99.9	99.7	99.2	99.5	100.5	100.2	100.1	100.7	100.5
1956	100.1	99.9	100.1	100.0	99.9	99.6	99.1	99.8	100.2	100.2	100.7	100.5
1957	100.1	99.9	100.4	100.2	100.1	99.6	99.1	99.6	100.0	100.0	100.6	100.5
1958	100.3	100.2	100.3	100.0	100.2	99.7	99.3	99.4	100.1	100.1	100.3	100.4
1959	100.3	100.3	100.4	100.0	100.1	99.7	99.4	99.5	100.1	100.0	100.2	100.3
1960	100.4	100.2	100.5	99.9	100.2	99.8	99.4	99.5	100.1	100.0	100.1	100.3
1961	100.3	100.2	100.5	99.9	100.1	99.7	99.5	99.7	100.0	99.8	100.1	100.3

Price indexes (1957-59=100):

1948	77.7	79.1	79.1	79.1	79.1	79.1	79.3	82.0	82.2	82.1	82.1	81.9
1949	81.6	81.1	80.7	80.5	79.8	79.8	79.8	79.8	79.8	79.8	79.8	79.5
1950	79.5	79.5	79.3	79.8	80.5	80.6	80.7	85.5	86.6	91.3	94.8	96.2
1951	96.3	96.3	96.3	96.3	96.3	96.0	95.8	95.6	95.2	94.9	94.8	94.5
1952	91.1	91.2	91.2	90.9	90.6	92.2	92.3	92.3	92.3	92.3	92.3	92.3
1953	88.8	89.3	89.3	88.9	88.9	88.7	90.9	92.7	92.7	92.3	92.3	92.3
1954	92.3	92.3	92.3	92.3	92.3	92.6	92.6	92.6	92.6	92.7	92.7	92.7
1955	92.7	92.7	96.1	96.3	96.3	96.3	96.3	100.1	100.1	101.1	104.0	104.0
1956	104.0	104.0	104.0	104.6	105.5	104.8	104.8	104.8	104.6	104.6	104.6	104.6
1957	104.2	104.2	103.1	102.8	101.6	100.9	100.9	100.8	100.7	100.4	100.4	100.4
1958	99.5	98.4	97.5	96.6	95.9	95.9	93.7	93.7	96.6	97.3	97.3	97.5
1959	97.6	98.4	100.9	101.4	102.3	102.3	102.3	102.3	102.3	102.3	103.4	104.1
1960	104.7	104.6	104.6	103.2	103.7	102.4	102.4	102.6	102.6	102.0	102.0	102.0
1961	102.1	102.1	102.1	102.1	102.4	103.1	103.5	104.1	104.1	104.3	104.3	104.2

See footnotes at end of table.

SEASONAL ADJUSTMENT FACTORS AND INDEXES,
WHOLESALE PRICE INDEX--Continued

BRASS PLUMBING FITTINGS--CODE 10-54

Year	Jan.	Feb.	Mar.	Apr.	May	June	July	Aug.	Sept.	Oct.	Nov.	Dec.
Seasonal adjustment factors:												
1948	100.5	100.2	99.6	99.3	98.8	98.9	99.3	99.7	99.8	100.7	101.6	101.2
1949	100.6	100.1	99.5	99.3	98.8	98.9	99.3	99.8	99.8	100.7	101.6	101.2
1950	100.6	100.2	99.7	99.3	98.8	99.1	99.6	99.9	99.9	100.7	101.5	101.2
1951	100.5	100.1	99.7	99.3	98.8	99.0	99.8	100.3	100.1	100.6	101.2	101.0
1952	100.4	100.1	99.8	99.3	99.0	99.2	100.0	100.3	100.1	100.5	101.0	100.9
1953	100.1	99.8	99.7	99.7	99.3	99.4	99.7	100.6	100.2	100.2	100.9	100.7
1954	100.0	99.7	99.7	100.0	99.7	99.5	99.6	100.5	100.1	100.1	100.7	100.5
1955	100.1	99.8	99.7	100.2	100.1	99.3	99.4	100.5	100.1	100.0	100.7	100.4
1956	100.0	99.9	99.7	100.4	100.1	99.9	99.2	99.9	100.0	100.1	100.7	100.4
1957	100.0	99.8	99.8	100.4	100.3	99.9	99.2	99.8	100.0	100.0	100.6	100.3
1958	100.0	100.0	99.8	100.1	100.2	100.0	99.5	99.7	100.2	100.1	100.1	100.1
1959	100.0	100.1	100.0	100.0	99.9	100.1	99.6	99.9	100.3	100.1	100.1	100.0
1960	100.0	99.9	100.0	100.0	99.9	100.2	99.7	99.9	100.3	100.1	100.1	100.0
1961	100.0	99.9	100.0	99.9	100.0	100.0	99.8	100.0	100.3	100.0	100.1	100.0

Price indexes (1957-59=100):

1948	74.0	74.1	74.1	74.1	74.3	74.2	73.9	73.9	73.9	73.8	73.8	73.4
1949	72.7	71.7	71.0	70.8	69.6	69.6	69.6	69.6	69.6	69.6	69.6	68.7
1950	68.7	68.7	68.4	68.4	68.8	69.0	69.1	73.5	74.8	78.8	82.2	83.5
1951	83.8	83.8	83.8	83.8	83.8	83.8	83.8	83.3	82.5	82.5	82.5	82.3
1952	80.8	80.8	80.8	80.1	79.7	81.7	82.0	82.0	82.0	82.0	82.0	82.0
1953	82.0	82.2	82.2	82.2	82.2	81.7	83.8	84.9	84.9	84.1	84.1	84.1
1954	84.1	84.1	84.1	84.1	84.1	84.5	84.5	84.5	84.5	84.9	84.9	84.9
1955	84.9	84.9	89.5	89.5	89.5	89.5	89.5	93.8	93.8	95.5	100.2	100.2
1956	100.2	100.2	100.2	102.9	104.4	103.7	103.7	103.7	103.4	103.4	103.4	103.4
1957	103.4	103.4	101.5	100.4	99.3	98.4	98.4	98.4	98.4	97.9	97.9	97.9
1958	97.9	97.9	97.9	97.8	95.9	97.3	94.9	94.9	97.5	98.3	98.3	98.6
1959	98.6	99.4	101.3	102.3	104.4	104.4	104.4	104.5	104.5	104.5	104.5	104.5
1960	104.5	104.4	104.3	104.3	104.0	103.4	103.4	103.8	103.8	102.6	102.6	102.6
1961	102.8	102.8	102.8	102.8	103.5	105.0	106.0	107.2	107.2	107.5	107.6	107.4

WARM AIR FURNACES--CODE 10-62

Year	Jan.	Feb.	Mar.	Apr.	May	June	July	Aug.	Sept.	Oct.	Nov.	Dec.
Seasonal adjustment factors:												
1948	100.8	100.4	100.0	99.7	99.6	99.2	98.6	99.8	100.3	100.7	100.6	100.7
1949	100.8	100.4	100.0	99.7	99.6	99.2	98.7	99.8	100.2	100.7	100.6	100.7
1950	100.7	100.3	100.0	99.7	99.5	99.2	98.9	99.8	100.2	100.7	100.6	100.7
1951	100.6	100.2	99.9	99.6	99.5	99.2	99.1	99.8	100.2	100.6	100.5	100.7
1952	100.5	100.2	99.9	99.5	99.4	99.1	99.4	100.0	100.3	100.7	100.6	100.7
1953	100.3	100.0	99.7	99.4	99.4	99.3	99.4	100.1	100.5	100.6	100.6	100.6
1954	100.2	99.9	99.6	99.3	99.4	99.3	99.3	100.2	100.6	100.8	100.6	100.5
1955	100.2	100.1	99.3	99.1	99.3	99.3	99.4	100.3	100.6	100.9	100.8	100.7
1956	100.1	100.0	99.1	99.2	99.2	99.4	99.6	100.3	100.5	100.9	100.8	100.7
1957	100.1	99.9	99.1	99.1	99.2	99.5	99.7	100.4	100.6	100.9	100.9	100.7
1958	100.1	99.8	99.0	99.1	99.2	99.7	99.9	100.3	100.6	101.1	100.9	100.7
1959	100.0	99.6	99.0	99.1	99.3	99.8	100.1	100.4	100.6	100.9	100.9	100.7
1960	99.9	99.3	99.1	99.2	99.4	99.8	100.0	100.5	100.7	101.0	100.9	100.6
1961	99.9	99.3	99.1	99.2	99.4	99.8	100.0	100.5	100.7	101.0	100.9	100.7

Price indexes (1957-59=100):

1948	79.5	79.5	79.5	79.5	80.4	80.8	80.9	82.9	84.6	84.9	84.9	84.9
1949	84.8	84.5	84.3	84.0	83.8	82.8	80.7	80.2	79.9	79.8	79.8	79.8
1950	80.7	81.2	81.3	81.6	81.9	82.1	84.0	87.4	88.7	91.9	92.9	94.5
1951	95.4	95.5	95.5	95.5	95.3	94.9	94.8	94.8	94.8	94.9	94.9	94.9
1952	93.7	93.7	93.7	93.7	93.5	93.5	93.6	93.8	94.0	94.0	93.9	93.9
1953	94.0	93.4	93.5	93.2	94.0	94.4	95.0	95.9	97.0	96.9	96.8	96.8
1954	96.5	96.4	96.4	96.5	96.6	96.6	96.8	96.6	96.6	97.0	97.0	97.0
1955	96.6	96.3	96.0	96.0	96.0	96.0	96.0	98.4	98.7	98.7	98.7	98.9
1956	99.2	99.2	99.2	99.2	99.3	99.3	99.4	101.4	104.4	104.4	104.4	104.6
1957	104.0	104.5	101.8	101.9	102.0	102.9	103.4	102.8	102.3	102.5	102.5	101.4
1958	99.7	98.5	97.2	97.3	97.3	98.0	98.5	98.7	98.9	98.9	98.9	99.3
1959	99.1	99.1	99.1	98.7	99.0	99.0	98.9	98.9	98.9	98.9	98.9	98.7
1960	98.1	97.7	97.7	97.7	97.6	97.7	97.2	97.4	97.4	97.4	95.8	94.9
1961	91.5	91.4	91.2	91.3	91.2	91.2	91.1	91.1	91.1	90.7	90.7	89.9

SEASONAL ADJUSTMENT FACTORS AND INDEXES,
WHOLESALE PRICE INDEX--Continued

WATER HEATERS, DOMESTIC--CODE 10-66

Year	Jan.	Feb.	Mar.	Apr.	May	June	July	Aug.	Sept.	Oct.	Nov.	Dec.
Seasonal adjustment factors:												
1948	100.8	100.7	99.8	99.7	99.3	98.0	98.9	99.8	100.3	101.0	100.4	100.9
1949	101.0	100.7	99.8	99.7	99.3	98.2	99.0	99.7	100.2	100.9	100.3	100.9
1950	101.0	100.7	99.9	99.7	99.4	98.4	99.0	99.7	100.2	100.8	100.3	100.8
1951	101.0	100.6	99.9	99.6	99.6	99.1	99.2	99.5	100.1	100.4	100.2	100.8
1952	101.0	100.4	99.9	99.6	99.5	99.3	99.3	99.7	100.1	100.4	100.2	100.7
1953	100.8	100.3	99.8	99.5	99.4	99.3	99.3	100.1	100.3	100.5	100.6	100.3
1954	100.4	100.1	99.7	99.5	99.4	99.3	99.6	100.4	100.5	100.5	100.6	100.1
1955	100.3	100.0	99.6	99.6	99.3	99.3	99.8	100.5	100.6	100.6	100.5	99.9
1956	100.2	99.9	99.6	99.6	99.3	99.4	99.9	100.6	100.9	100.5	100.3	99.7
1957	100.0	99.8	99.8	99.7	99.4	99.5	100.1	100.6	100.7	100.4	100.3	99.8
1958	100.0	99.6	99.5	99.8	99.8	100.0	100.0	100.1	100.7	100.6	100.5	99.7
1959	99.6	99.4	99.2	100.0	100.1	100.2	99.9	100.1	100.6	100.4	100.6	99.7
1960	99.5	99.3	99.0	100.0	100.4	100.4	99.8	100.0	100.6	100.4	100.8	99.7
1961	99.4	99.2	98.9	100.1	100.4	100.5	99.8	100.0	100.5	100.4	100.7	99.7

Price indexes (1957-59=100):

1948	89.9	89.9	89.9	91.4	91.4	91.4	91.8	101.9	108.1	108.1	108.1	108.1
1949	108.1	107.9	105.4	105.0	104.7	103.0	103.0	103.0	103.0	102.5	102.5	102.5
1950	102.4	102.4	102.4	102.1	102.1	100.7	100.7	100.7	103.1	104.5	104.5	108.9
1951	111.8	112.1	112.1	112.1	112.1	112.1	112.1	112.1	112.1	112.1	111.5	111.5
1952	111.2	111.2	111.2	110.4	110.4	110.2	110.0	110.3	110.3	110.3	110.3	110.3
1953	109.8	108.9	108.9	108.7	108.7	108.7	108.8	108.6	108.0	108.0	108.0	108.0
1954	108.0	106.8	105.0	105.3	105.0	104.7	104.7	105.5	105.3	105.3	105.3	105.3
1955	104.8	104.8	104.8	104.5	104.5	104.5	104.5	107.9	109.0	109.0	109.0	106.0
1956	106.0	105.1	104.3	104.3	103.8	103.7	105.4	105.4	105.4	105.5	105.5	105.0
1957	106.2	106.2	106.2	106.1	104.4	104.4	104.7	103.5	103.1	102.3	100.6	100.3
1958	100.3	99.9	99.9	99.6	99.6	99.6	99.6	99.6	99.6	97.6	97.6	97.6
1959	97.7	97.7	97.4	97.2	96.9	96.9	96.9	96.4	95.8	96.1	96.4	96.4
1960	94.6	92.4	91.3	91.4	91.4	90.1	86.4	86.4	88.3	88.3	87.0	82.3
1961	80.8	80.8	79.8	82.1	82.6	82.8	83.0	83.0	82.0	81.2	79.3	82.4

MACHINERY AND MOTIVE PRODUCTS--CODE 11

Year	Jan.	Feb.	Mar.	Apr.	May	June	July	Aug.	Sept.	Oct.	Nov.	Dec.
Seasonal adjustment factors:												
1948	100.5	100.4	100.2	99.7	99.2	99.1	99.3	100.1	100.3	100.2	100.3	100.5
1949	100.5	100.4	100.2	99.8	99.2	99.1	99.3	100.0	100.2	100.3	100.3	100.4
1950	100.4	100.4	100.2	99.8	99.4	99.2	99.4	99.9	100.2	100.2	100.3	100.4
1951	100.3	100.3	100.1	99.9	99.6	99.4	99.5	99.8	100.0	100.1	100.2	100.3
1952	100.3	100.3	100.1	99.9	99.7	99.6	99.6	99.8	100.0	100.1	100.2	100.3
1953	100.3	100.3	100.1	99.9	99.8	99.6	99.6	99.7	99.9	100.1	100.3	100.3
1954	100.2	100.3	100.0	100.0	99.9	99.7	99.6	99.6	100.0	100.1	100.4	100.4
1955	100.3	100.2	100.0	100.0	99.9	99.7	99.6	99.6	99.9	100.1	100.6	100.4
1956	100.3	100.2	100.0	100.0	99.9	99.7	99.6	99.6	99.8	100.0	100.6	100.5
1957	100.3	100.2	100.0	100.0	99.9	99.7	99.7	99.6	99.9	100.0	100.5	100.4
1958	100.3	100.2	100.1	100.0	99.9	99.7	99.8	99.7	99.9	99.9	100.4	100.3
1959	100.3	100.2	100.1	99.9	99.8	99.8	99.9	99.9	99.9	99.9	100.2	100.3
1960	100.3	100.2	100.1	100.0	99.9	99.8	100.0	99.9	99.9	99.9	100.1	100.2
1961	100.3	100.2	100.2	99.9	99.9	99.8	100.0	99.9	99.9	99.9	100.1	100.2

Price indexes (1957-59=100):

1948	64.6	64.6	64.8	64.9	65.0	66.1	67.4	69.2	70.2	70.6	70.9	71.3
1949	71.4	71.8	71.8	71.5	71.2	71.0	71.0	71.0	71.0	70.9	70.8	70.8
1950	70.8	70.6	70.6	70.8	70.8	71.0	71.5	73.0	74.0	74.8	75.4	77.5
1951	78.4	78.7	79.3	79.3	79.3	79.3	79.4	79.5	79.8	80.3	80.5	80.7
1952	80.7	81.5	81.4	81.3	81.3	81.1	81.1	81.1	81.2	81.1	81.1	81.1
1953	81.2	81.3	81.4	81.5	81.8	82.1	82.5	82.7	82.9	82.9	83.0	83.1
1954	83.1	83.2	83.2	83.1	83.1	83.1	83.1	83.1	83.1	83.1	83.7	84.0
1955	84.1	84.3	84.3	84.4	84.7	84.9	85.2	85.9	86.9	87.8	88.5	88.9
1956	89.1	89.5	90.0	90.7	91.2	91.4	91.5	92.0	93.4	94.3	95.8	96.0
1957	96.2	96.6	96.8	96.9	97.0	97.0	97.4	97.7	98.2	98.7	99.7	99.8
1958	99.8	99.8	99.7	99.8	99.8	99.9	99.9	99.9	99.8	100.2	101.0	101.2
1959	101.4	101.6	101.7	101.6	101.9	102.2	102.7	102.8	102.9	102.7	102.7	102.7
1960	102.8	102.9	102.9	102.7	102.5	102.4	102.5	102.5	101.2	102.2	102.2	102.3
1961	102.6	102.5	102.5	102.3	102.3	102.4	102.2	102.0	102.0	102.1	102.2	102.2

SEASONAL ADJUSTMENT FACTORS AND INDEXES,
WHOLESALE PRICE INDEX--Continued

25
AGRICULTURAL MACHINERY AND EQUIPMENT--CODE 11-1

Year	Jan.	Feb.	Mar.	Apr.	May	June	July	Aug.	Sept.	Oct.	Nov.	Dec.
Seasonal adjustment factors:												
1948	100.7	100.5	100.1	99.9	99.6	99.3	99.1	99.1	100.3	100.4	100.5	100.5
1949	100.6	100.5	100.1	99.9	99.6	99.4	99.1	99.2	100.3	100.4	100.4	100.4
1950	100.6	100.5	100.1	99.9	99.6	99.4	99.1	99.3	100.2	100.3	100.3	100.4
1951	100.4	100.4	100.2	100.0	99.8	99.6	99.3	99.5	100.0	100.1	100.2	100.3
1952	100.4	100.5	100.1	100.0	99.8	99.7	99.4	99.5	100.0	100.1	100.1	100.3
1953	100.4	100.5	100.2	99.9	99.8	99.7	99.5	99.6	99.8	100.3	100.1	100.2
1954	100.5	100.5	100.1	99.9	99.9	99.7	99.5	99.4	99.7	100.4	100.3	100.4
1955	100.4	100.5	100.1	99.9	99.9	99.6	99.4	99.3	99.5	100.5	100.5	100.5
1956	100.5	100.5	100.1	99.9	99.9	99.6	99.4	99.1	99.5	100.4	100.6	100.7
1957	100.5	100.4	100.2	99.9	99.9	99.6	99.4	99.1	99.4	100.2	100.6	100.7
1958	100.5	100.5	100.2	100.0	99.9	99.6	99.5	99.2	99.4	99.9	100.6	100.6
1959	100.6	100.4	100.3	100.0	99.9	99.7	99.6	99.3	99.4	99.7	100.4	100.6
1960	100.5	100.5	100.3	100.0	99.9	99.7	99.6	99.4	99.5	99.6	100.4	100.5
1961	100.5	100.5	100.3	100.0	100.0	99.7	99.6	99.5	99.5	99.7	100.3	100.4

Price indexes (1957-59=100):

1948	69.4	69.7	69.9	70.4	70.7	71.6	72.7	73.5	76.2	77.2	78.1	78.1
1949	78.2	78.2	78.2	78.2	78.2	78.2	78.2	78.1	78.1	78.0	77.8	77.7
1950	77.7	77.8	77.8	78.0	78.0	78.1	78.2	79.1	81.6	82.7	83.5	85.2
1951	85.4	86.7	86.7	86.7	86.7	86.7	86.6	86.6	86.6	86.7	86.7	86.7
1952	87.6	87.8	87.8	87.7	87.6	87.6	87.6	87.6	87.6	87.6	87.7	87.8
1953	87.8	87.8	88.1	88.2	88.3	88.4	88.5	88.2	88.2	88.3	88.3	88.3
1954	88.5	88.7	88.2	88.2	88.4	88.2	88.2	88.0	87.9	88.0	87.5	87.4
1955	87.6	87.7	87.6	87.6	87.6	87.6	87.6	88.3	91.1	91.4	90.9	91.2
1956	91.4	91.4	90.9	90.9	91.2	91.3	91.4	91.5	91.9	93.4	94.3	94.6
1957	95.0	95.2	95.3	95.3	95.4	95.4	95.4	95.5	96.2	98.2	99.0	99.7
1958	99.8	99.7	99.7	99.9	99.8	99.7	99.8	99.3	100.2	100.4	102.3	103.0
1959	103.0	103.1	103.2	103.1	103.5	103.5	103.4	103.4	103.5	103.4	103.3	103.8
1960	104.1	104.8	104.8	105.0	105.1	105.2	105.3	105.4	105.4	105.8	106.9	106.7
1961	107.0	107.1	107.1	107.2	107.2	107.3	107.3	107.4	107.2	107.4	107.8	108.5

FARM AND GARDEN TRACTORS--CODE 11-11

Year	Jan.	Feb.	Mar.	Apr.	May	June	July	Aug.	Sept.	Oct.	Nov.	Dec.
Seasonal adjustment factors:												
1948	100.8	100.5	100.0	99.7	99.7	99.4	99.2	99.6	100.1	100.6	100.3	100.6
1949	100.7	100.5	100.0	99.7	99.7	99.5	99.2	99.6	100.1	100.5	100.2	100.5
1950	100.7	100.6	100.1	99.8	99.8	99.5	99.3	99.6	100.0	100.4	100.2	100.4
1951	100.5	100.4	100.2	100.1	99.8	99.6	99.6	99.6	100.0	100.2	100.1	100.2
1952	100.5	100.6	100.1	100.1	99.9	99.7	99.7	99.6	100.0	100.2	99.9	100.1
1953	100.4	100.5	100.1	100.1	99.9	99.8	99.7	99.4	99.9	100.3	100.0	100.0
1954	100.4	100.5	100.1	100.0	99.9	99.7	99.7	99.3	99.7	100.4	100.2	100.0
1955	100.3	100.5	100.1	100.0	99.9	99.7	99.6	99.1	99.5	100.4	100.4	100.3
1956	100.5	100.6	100.2	99.9	99.9	99.6	99.5	98.9	99.5	100.3	100.5	100.6
1957	100.5	100.5	100.3	99.9	99.9	99.6	99.4	98.8	99.3	100.0	100.7	100.8
1958	100.6	100.6	100.3	99.9	99.9	99.6	99.5	99.0	99.2	99.6	100.7	100.9
1959	100.7	100.6	100.4	100.0	99.9	99.6	99.5	99.1	99.2	99.5	100.5	101.0
1960	100.8	100.5	100.4	100.0	99.9	99.6	99.5	99.1	99.3	99.4	100.5	100.9
1961	100.8	100.6	100.4	100.0	99.9	99.6	99.4	99.3	99.3	99.5	100.4	100.8

Price indexes (1957-59=100):

1948	73.3	73.3	73.2	73.2	73.2	74.9	76.7	77.0	78.1	79.7	81.2	80.6
1949	80.6	80.6	80.6	80.6	80.6	80.6	80.6	80.6	80.6	80.6	80.0	79.9
1950	79.9	80.0	79.9	79.9	79.9	79.9	80.0	80.9	82.9	84.1	84.9	86.1
1951	86.2	87.0	86.9	86.9	86.9	86.8	86.7	86.7	86.7	86.7	86.7	87.0
1952	88.2	88.5	88.5	88.5	88.5	88.5	88.5	88.5	88.5	88.5	88.5	88.6
1953	88.6	88.6	89.2	89.4	89.4	89.4	89.4	88.7	88.7	88.7	88.7	88.7
1954	89.1	89.5	88.2	88.2	88.2	88.2	88.2	87.5	87.5	87.5	86.1	85.9
1955	86.1	86.1	86.1	86.1	86.1	86.1	86.1	86.3	89.7	90.1	89.7	89.6
1956	89.6	89.6	89.4	89.4	90.0	90.0	90.4	90.4	90.9	92.1	92.8	92.9
1957	93.7	94.6	94.8	94.9	95.1	95.1	95.1	95.3	95.8	97.2	98.8	100.0
1958	100.0	100.0	100.0	99.5	99.3	99.3	99.5	98.1	99.7	100.2	102.3	103.6
1959	103.5	103.5	103.6	103.6	104.0	104.0	104.0	104.0	104.0	104.0	105.1	105.1
1960	105.1	105.1	104.9	104.9	105.1	105.1	105.3	105.6	105.6	105.9	107.4	107.5
1961	107.7	107.7	107.7	107.7	107.7	107.7	107.7	107.9	107.9	107.9	108.4	109.4

See footnotes at end of table.

SEASONAL ADJUSTMENT FACTORS AND INDEXES,
WHOLESALE PRICE INDEX--Continued

AGRICULTURAL EQUIPMENT--CODE 11-13

Year	Jan.	Feb.	Mar.	Apr.	May	June	July	Aug.	Sept.	Oct.	Nov.	Dec.
Seasonal adjustment factors:												
1948	100.8	100.3	100.1	100.3	99.9	99.4	99.0	99.5	100.1	100.1	100.2	100.6
1949	100.8	100.3	100.1	100.2	99.9	99.4	99.1	99.5	100.0	100.1	100.3	100.6
1950	100.7	100.3	100.2	100.2	99.8	99.4	99.2	99.6	100.0	100.1	100.3	100.5
1951	100.5	100.2	100.2	100.1	99.6	99.6	99.4	99.7	99.9	100.0	100.4	100.4
1952	100.5	100.2	100.1	100.0	99.6	99.6	99.5	99.9	100.0	100.1	100.3	100.4
1953	100.6	100.2	100.0	99.8	99.5	99.6	99.6	100.0	100.0	100.1	100.3	100.5
1954	100.5	100.1	100.0	99.8	99.5	99.6	99.5	99.9	100.2	100.3	100.3	100.5
1955	100.7	99.9	99.9	99.7	99.5	99.6	99.5	99.9	100.4	100.4	100.3	100.5
1956	100.6	99.9	99.9	99.8	99.7	99.4	99.4	99.7	100.4	100.5	100.4	100.6
1957	100.5	99.8	99.9	99.8	99.8	99.5	99.4	99.7	100.4	100.5	100.3	100.5
1958	100.4	99.8	99.9	99.9	99.9	99.6	99.5	99.6	100.3	100.4	100.3	100.4
1959	100.3	99.9	99.9	99.9	100.0	99.7	99.7	99.7	100.2	100.3	100.3	100.3
1960	100.1	100.0	99.9	100.0	100.0	99.8	99.8	99.8	100.1	100.2	100.3	100.2
1961	100.1	100.0	99.9	100.0	100.0	99.8	99.8	99.8	100.0	100.2	100.2	100.1

Price indexes (1957-59=100):

1948	74.5	74.5	74.5	75.7	75.9	75.9	76.1	77.1	78.5	79.0	79.2	80.4
1949	80.7	80.7	80.7	80.9	80.9	80.9	80.8	80.6	80.6	80.4	80.3	80.2
1950	80.2	80.3	81.2	81.7	81.8	82.2	82.5	84.7	86.9	88.2	89.0	91.9
1951	93.4	93.7	94.3	94.3	94.3	94.3	94.3	94.3	94.3	94.7	94.7	94.6
1952	94.7	94.7	94.7	94.9	94.3	93.9	93.9	93.9	93.9	93.7	93.7	93.7
1953	93.7	93.7	93.6	93.7	93.8	95.1	95.4	95.6	95.7	95.8	96.3	96.5
1954	96.6	96.3	95.7	95.7	95.7	95.7	95.7	96.5	96.2	96.2	96.1	96.1
1955	96.2	95.5	95.4	95.1	95.0	95.0	95.0	96.0	96.5	96.4	96.6	97.3
1956	97.5	97.5	97.9	97.9	97.9	97.9	97.7	98.3	99.9	100.8	100.3	100.5
1957	100.9	98.4	98.8	98.8	98.7	98.6	99.1	99.3	100.8	100.8	100.9	101.7
1958	101.7	101.7	101.5	101.5	101.5	100.6	100.3	100.0	100.5	100.6	100.6	100.1
1959	99.1	99.1	99.1	99.1	99.6	99.6	99.4	99.4	99.4	99.5	99.6	99.6
1960	99.6	99.6	99.6	99.8	99.6	99.4	99.4	99.4	99.4	99.3	99.3	99.3
1961	99.6	100.1	99.9	99.9	100.1	100.2	100.2	100.2	100.1	100.4	100.4	100.4

CONSTRUCTION MACHINERY AND EQUIPMENT--CODE 11-2

Year	Jan.	Feb.	Mar.	Apr.	May	June	July	Aug.	Sept.	Oct.	Nov.	Dec.
Seasonal adjustment factors:												
1948	100.8	100.5	100.1	99.7	99.1	99.0	99.5	99.5	100.3	100.2	100.7	100.7
1949	100.8	100.5	100.1	99.7	99.1	99.1	99.5	99.5	100.3	100.2	100.6	100.7
1950	100.8	100.5	100.1	99.7	99.3	99.2	99.6	99.4	100.2	100.1	100.6	100.6
1951	100.6	100.4	100.0	99.8	99.5	99.3	99.8	99.4	100.0	100.0	100.4	100.5
1952	100.5	100.3	100.1	99.8	99.6	99.4	99.8	99.5	100.0	99.9	100.3	100.4
1953	100.4	100.3	100.0	99.9	99.6	99.5	99.5	99.7	100.1	100.2	100.3	100.2
1954	100.2	100.2	99.9	99.9	99.7	99.4	99.4	99.7	100.0	100.4	100.4	100.3
1955	100.2	100.0	99.9	100.0	99.7	99.3	99.1	99.8	100.1	100.6	100.5	100.3
1956	100.3	100.1	99.9	99.9	99.7	99.3	99.1	99.8	100.1	100.6	100.5	100.5
1957	100.4	100.1	99.9	99.9	99.7	99.4	99.1	99.8	100.0	100.6	100.5	100.5
1958	100.4	100.1	99.9	99.9	99.8	99.4	99.3	99.8	99.9	100.4	100.4	100.4
1959	100.4	100.2	100.1	100.0	99.8	99.5	99.5	99.9	99.9	100.2	100.2	100.3
1960	100.4	100.3	100.1	100.0	99.8	99.6	99.6	99.9	99.9	100.0	100.1	100.2
1961	100.4	100.3	100.1	100.0	99.8	99.6	99.6	99.9	99.9	100.1	100.2	100.2

Price indexes (1957-59=100):

1948	57.7	58.1	58.6	58.8	58.8	60.0	61.1	62.7	64.3	65.1	65.4	65.5
1949	65.5	65.5	65.4	65.4	65.3	65.3	65.3	65.1	65.1	65.1	65.1	65.1
1950	65.1	65.1	65.1	65.1	65.2	65.1	65.6	67.9	69.1	69.7	70.0	73.3
1951	74.2	74.5	74.5	74.5	74.5	74.5	74.5	74.5	74.5	74.5	74.6	74.7
1952	75.1	75.5	75.3	75.3	75.5	75.6	75.6	75.5	75.8	75.8	76.1	76.1
1953	76.1	76.1	76.6	77.5	77.8	78.0	78.8	78.6	78.9	78.9	79.0	79.0
1954	79.1	79.2	79.4	79.3	79.2	79.2	79.2	79.2	79.3	79.3	79.4	79.9
1955	80.3	80.6	80.6	80.8	80.9	81.2	81.2	83.3	84.6	85.5	85.7	86.1
1956	86.2	86.4	86.4	87.2	88.2	88.3	89.0	90.0	91.2	93.2	93.7	93.9
1957	94.1	94.1	94.3	94.8	94.9	94.9	95.0	97.1	97.9	99.3	99.4	99.5
1958	99.7	99.7	99.6	99.6	99.7	99.7	99.7	99.7	99.9	100.4	101.1	102.5
1959	102.9	103.2	103.5	103.5	103.5	103.5	103.5	103.7	103.9	104.0	104.2	104.2
1960	104.6	104.8	105.0	105.3	105.6	105.6	105.8	106.5	106.5	106.5	106.8	106.7
1961	107.6	107.4	107.4	107.6	107.6	107.4	107.5	107.6	107.6	107.6	107.6	107.6

SEASONAL ADJUSTMENT FACTORS AND INDEXES,
WHOLESALE PRICE INDEX--Continued

MOTOR VEHICLES--CODE 11-8

Year	Jan.	Feb.	Mar.	Apr.	May	June	July	Aug.	Sept.	Oct.	Nov.	Dec.
Seasonal adjustment factors:												
1948	100.2	100.2	100.1	99.5	99.6	99.5	99.8	100.5	100.3	100.1	99.8	100.2
1949	100.1	100.0	100.3	99.7	99.7	99.5	99.8	100.3	100.3	100.2	99.9	100.1
1950	100.0	100.2	100.3	99.8	99.7	99.6	99.8	100.1	100.2	100.2	99.9	100.1
1951	100.0	100.4	100.6	100.1	99.8	99.7	99.7	99.7	99.9	100.2	100.0	100.1
1952	100.1	100.4	100.6	100.1	100.0	99.8	99.6	99.6	99.8	99.9	100.1	100.2
1953	100.2	100.5	100.7	100.2	100.0	99.8	99.6	99.4	99.4	99.9	100.3	100.3
1954	100.3	100.6	100.6	100.2	100.0	99.8	99.6	99.3	99.2	99.5	100.6	100.6
1955	100.5	100.5	100.5	100.3	100.0	99.8	99.5	99.3	99.0	99.4	100.8	100.7
1956	100.5	100.4	100.4	100.3	100.1	99.8	99.5	99.2	98.9	99.3	101.0	100.8
1957	100.5	100.4	100.4	100.2	100.0	99.8	99.6	99.3	99.1	99.4	100.8	100.7
1958	100.4	100.4	100.4	100.2	100.0	99.8	99.7	99.5	99.3	99.3	100.6	100.6
1959	100.5	100.4	100.2	100.1	100.0	99.8	99.8	99.7	99.6	99.5	100.3	100.4
1960	100.4	100.3	100.2	100.1	100.0	99.9	99.8	99.8	99.6	99.6	100.2	100.4
1961	100.4	100.3	100.2	100.1	100.0	99.9	99.8	99.9	99.7	99.6	100.1	100.3

Price indexes (1957-59=100):

1948	68.8	68.7	68.7	68.7	68.8	71.4	73.2	75.5	75.9	76.0	76.2	76.9
1949	77.1	77.9	78.0	77.7	77.4	77.0	77.4	77.4	77.4	77.3	77.2	77.2
1950	77.1	76.7	76.5	76.5	76.6	76.6	76.6	76.9	77.2	77.3	77.4	78.2
1951	78.3	78.6	80.5	80.5	80.5	80.5	80.7	81.0	81.9	83.3	83.5	83.6
1952	84.0	86.1	86.1	85.9	85.9	85.9	85.9	85.9	85.9	85.9	85.9	85.9
1953	86.0	86.1	86.1	85.3	85.1	85.1	85.1	85.1	85.1	85.1	85.1	85.1
1954	85.3	85.3	85.3	85.3	85.3	85.3	85.3	85.3	85.3	85.1	86.8	87.3
1955	87.3	87.2	87.2	87.5	87.6	87.6	87.6	87.6	87.6	89.5	90.8	90.9
1956	90.9	91.5	92.6	92.7	92.7	92.7	92.7	92.7	92.9	93.9	96.3	96.4
1957	96.4	96.6	96.6	96.7	96.7	96.7	96.7	96.7	96.8	97.3	99.5	99.8
1958	99.8	99.8	99.8	99.8	99.8	99.8	99.8	99.8	99.8	100.3	102.5	102.7
1959	102.7	102.8	102.8	102.8	102.8	102.8	102.8	102.8	102.8	101.8	101.6	101.6
1960	101.6	101.6	101.6	101.6	101.6	101.6	101.6	101.6	97.2	100.7	100.8	101.0
1961	101.1	100.8	100.6	100.7	100.7	100.8	100.8	100.8	100.7	100.8	100.8	100.7

PASSENGER CARS--CODE 11-81

Year	Jan.	Feb.	Mar.	Apr.	May	June	July	Aug.	Sept.	Oct.	Nov.	Dec.
Seasonal adjustment factors:												
1948	99.8	100.1	100.1	99.5	99.6	99.7	99.9	100.6	100.4	100.2	99.9	100.0
1949	99.8	99.9	100.3	99.8	99.7	99.7	99.9	100.4	100.3	100.5	100.0	99.9
1950	99.7	100.1	100.4	99.9	99.7	99.7	99.8	100.2	100.2	100.4	100.0	99.9
1951	99.7	100.3	100.7	100.2	99.9	99.8	99.8	99.7	99.9	100.3	100.1	100.0
1952	100.0	100.4	100.8	100.2	100.0	99.8	99.6	99.6	99.7	99.9	100.3	100.2
1953	100.1	100.5	100.8	100.3	100.0	99.8	99.6	99.3	99.4	99.8	100.4	100.4
1954	100.3	100.7	100.7	100.2	99.9	99.8	99.6	99.3	99.1	99.4	100.7	100.7
1955	100.6	100.4	100.6	100.2	99.9	99.7	99.5	99.3	98.9	99.4	100.9	100.8
1956	100.7	100.4	100.4	100.2	100.0	99.8	99.6	99.2	97.8	99.3	101.1	101.0
1957	100.6	100.3	100.3	100.1	99.9	99.8	99.6	99.3	97.0	99.5	101.0	100.7
1958	100.5	100.3	100.3	100.1	99.9	99.8	99.7	99.5	99.1	99.5	100.7	100.6
1959	100.5	100.4	100.2	100.1	99.9	99.8	99.8	99.7	99.4	99.6	100.4	100.5
1960	100.5	100.3	100.1	100.1	100.0	99.8	99.8	99.8	99.5	99.7	100.3	100.4
1961	100.5	100.3	100.1	100.0	100.0	99.8	99.9	99.9	99.5	99.7	100.2	100.3

Price indexes (1957-59=100)

1948	67.4	67.4	67.4	67.4	67.4	70.8	72.4	75.1	75.5	75.6	75.6	76.4
1949	76.6	77.6	77.9	77.5	77.1	76.9	77.4	77.4	77.4	77.4	77.2	77.2
1950	77.2	76.8	76.6	76.6	76.6	76.6	76.6	77.0	77.1	77.4	77.4	77.4
1951	77.1	77.1	79.8	79.8	79.8	79.8	79.8	79.8	81.0	83.0	83.2	83.2
1952	83.7	86.7	86.7	86.4	86.2	86.2	86.2	86.2	86.2	86.2	86.2	86.4
1953	86.5	86.5	86.5	85.5	85.5	85.5	85.5	85.5	85.5	85.5	85.5	85.7
1954	86.1	86.1	86.1	86.1	86.1	86.1	86.1	86.1	86.1	85.7	88.0	88.6
1955	88.6	88.4	88.4	88.4	88.4	88.4	88.4	88.4	88.4	90.1	91.6	91.8
1956	91.8	91.9	93.0	93.1	93.1	93.1	93.1	93.1	93.1	94.2	96.9	96.9
1957	96.9	96.9	96.9	96.9	96.9	96.9	96.9	96.9	96.9	97.5	99.7	99.7
1958	99.7	99.7	99.7	99.6	99.6	99.6	99.6	99.6	99.6	100.3	102.4	102.6
1959	102.6	102.6	102.6	102.6	102.6	102.6	102.6	102.6	102.6	102.1	101.8	101.8
1960	101.8	101.8	101.8	101.8	101.8	101.8	101.8	101.8	96.8	100.9	101.2	101.2
1961	101.2	100.9	100.6	100.7	100.7	100.5	100.7	100.7	100.4	100.5	100.4	100.4

See footnotes at end of table.

SEASONAL ADJUSTMENT FACTORS AND INDEXES,
WHOLESALE PRICE INDEX--Continued

MOTOR TRUCKS--²⁶CODE 11-82

Year	Jan.	Feb.	Mar.	Apr.	May	June	July	Aug.	Sept.	Oct.	Nov.	Dec.
Seasonal adjustment factors:												
1948	100.8	100.5	100.1	99.7	99.5	99.3	99.9	100.3	100.1	99.8	99.9	100.6
1949	100.8	100.6	100.1	99.7	99.5	99.4	99.9	100.3	100.1	99.7	99.9	100.6
1950	100.7	100.6	100.2	99.8	99.6	99.5	99.9	100.1	100.1	99.7	99.9	100.5
1951	100.4	100.5	100.3	100.0	99.8	99.6	99.7	99.9	100.0	99.7	100.0	100.4
1952	100.3	100.5	100.3	100.0	99.8	99.8	99.8	99.8	99.9	99.6	100.1	100.3
1953	100.3	100.4	100.3	100.3	100.0	99.8	99.8	99.8	99.7	99.7	100.3	100.2
1954	99.9	100.4	100.4	100.4	100.1	99.9	99.7	99.5	99.5	99.6	100.4	100.2
1955	99.9	100.5	100.4	100.5	100.2	100.0	99.7	99.4	99.2	99.3	100.4	100.4
1956	100.0	100.5	100.4	100.5	100.3	100.1	99.7	99.3	99.1	99.1	100.5	100.5
1957	100.0	100.5	100.4	100.5	100.3	100.1	99.8	99.5	99.0	99.0	100.4	100.4
1958	100.1	100.6	100.5	100.4	100.2	100.1	99.8	99.7	99.0	99.2	100.0	100.4
1959	100.3	100.5	100.3	100.3	100.2	100.1	99.9	99.9	99.1	99.2	99.8	100.3
1960	100.4	100.4	100.3	100.2	100.2	100.1	99.9	99.9	99.1	99.4	99.7	100.2
1961	100.3	100.4	100.3	100.2	100.1	100.1	99.9	100.0	99.1	99.5	99.6	100.2

Price indexes (1957-59=100):

1948	70.5	70.2	70.2	70.2	70.5	71.7	74.3	75.6	75.8	76.0	76.0	76.8
1949	77.0	77.0	76.8	76.7	76.6	75.8	75.8	75.8	75.6	75.5	75.4	75.6
1950	75.2	74.8	74.7	74.7	74.8	74.8	74.8	74.9	75.6	75.6	75.6	78.8
1951	79.6	80.6	80.6	80.6	80.6	81.0	81.5	82.5	82.5	82.5	82.8	83.3
1952	83.3	83.6	83.8	83.7	83.9	83.9	83.9	83.9	83.9	83.9	83.9	83.6
1953	83.6	83.7	83.8	83.5	82.8	82.8	82.8	82.6	82.6	82.4	82.4	82.0
1954	82.0	82.0	81.8	81.8	81.8	81.8	81.8	81.8	81.8	82.0	82.6	82.8
1955	82.8	83.0	83.0	84.4	84.9	84.9	84.9	84.9	84.9	87.5	87.9	87.9
1956	87.8	90.3	91.2	91.4	91.4	91.4	91.4	91.4	92.3	92.9	94.5	94.7
1957	94.8	95.8	95.8	96.1	96.1	96.1	96.1	96.1	96.1	96.5	99.1	100.4
1958	100.4	100.4	100.4	100.4	100.4	100.4	100.3	100.3	100.4	100.4	102.8	103.0
1959	103.0	103.3	103.3	103.3	103.3	103.3	103.3	103.3	103.3	100.8	100.4	100.4
1960	100.4	100.4	100.4	100.4	100.4	100.4	100.4	100.4	98.8	100.0	99.0	99.9
1961	100.1	100.1	100.1	100.1	100.1	100.1	99.7	99.8	99.8	99.9	99.9	99.9

FURNITURE AND OTHER HOUSEHOLD DURABLES--CODE 12

Year	Jan.	Feb.	Mar.	Apr.	May	June	July	Aug.	Sept.	Oct.	Nov.	Dec.
Seasonal adjustment factors:												
1948	100.5	100.4	100.2	100.2	99.9	99.6	99.3	99.2	99.7	100.3	100.3	100.4
1949	100.6	100.4	100.2	100.2	100.0	99.6	99.4	99.2	99.6	100.2	100.2	100.4
1950	100.5	100.4	100.2	100.2	100.0	99.7	99.4	99.2	99.7	100.2	100.2	100.4
1951	100.5	100.3	100.2	100.2	100.0	99.8	99.6	99.4	99.7	100.0	100.1	100.3
1952	100.5	100.2	100.1	100.2	100.0	99.8	99.7	99.5	99.7	100.0	100.1	100.2
1953	100.4	100.2	100.0	100.1	100.0	99.8	99.8	99.7	99.8	99.9	100.0	100.2
1954	100.3	100.2	100.0	100.1	99.9	99.8	99.7	99.8	99.9	100.1	100.1	100.1
1955	100.3	100.2	100.0	100.0	99.9	99.8	99.8	99.9	99.8	100.1	100.1	100.1
1956	100.3	100.2	100.1	99.9	99.8	99.8	99.8	99.9	99.9	100.1	100.0	100.1
1957	100.3	100.2	100.1	99.9	99.8	99.8	99.9	100.0	99.9	100.1	100.0	100.1
1958	100.3	100.2	100.2	100.0	99.9	99.8	99.9	100.0	99.9	100.1	100.0	100.1
1959	100.2	100.1	100.2	100.0	99.9	99.9	100.0	100.0	99.9	100.0	100.0	100.1
1960	100.2	100.1	100.2	100.1	99.9	99.9	100.0	100.0	100.0	100.0	100.0	100.1
1961	100.1	100.0	100.1	100.0	99.9	99.9	99.9	99.9	99.9	99.9	99.9	100.0

Price indexes (1957-59=100):

1948	80.3	80.4	80.5	81.1	81.1	81.4	82.1	82.7	83.7	85.3	85.5	85.5
1949	85.1	85.1	85.0	84.8	84.4	84.0	83.3	83.0	82.9	82.7	82.8	83.0
1950	83.1	83.2	83.3	83.5	83.8	83.9	84.2	85.3	86.9	89.1	90.1	91.3
1951	92.9	93.2	93.6	93.9	93.8	93.5	93.1	92.3	92.0	91.8	91.7	91.7
1952	91.4	91.4	91.0	91.2	90.9	90.8	90.8	90.7	91.1	91.1	91.2	91.4
1953	91.7	91.8	92.0	92.7	92.8	93.0	93.3	93.4	93.5	93.4	93.5	93.5
1954	93.7	93.6	93.5	94.0	94.0	93.9	93.8	93.8	93.8	94.0	94.0	94.1
1955	94.0	93.9	93.6	93.6	93.6	93.7	94.0	94.4	94.7	95.1	95.3	95.4
1956	96.0	96.2	96.1	96.0	96.0	96.1	96.2	96.9	97.4	98.4	98.5	98.6
1957	99.2	99.2	99.2	98.8	98.9	99.0	99.4	99.6	99.5	99.7	99.8	100.5
1958	100.7	100.5	100.5	100.4	100.2	100.1	100.2	100.1	100.1	100.1	99.8	99.9
1959	100.3	100.3	100.5	100.4	100.5	100.5	100.7	100.5	100.4	100.3	100.3	100.2
1960	100.4	100.5	100.6	100.5	100.2	100.1	100.1	100.0	99.9	99.8	99.7	99.7
1961	99.5	99.4	99.4	99.6	99.6	99.6	99.5	99.3	99.4	99.4	99.5	99.3

See footnotes at end of table.

SEASONAL ADJUSTMENT FACTORS AND INDEXES,
WHOLESALE PRICE INDEX--Continued

HOUSEHOLD FURNITURE--CODE 12-1

Year	Jan.	Feb.	Mar.	Apr.	May	June	July	Aug.	Sept.	Oct.	Nov.	Dec.
Seasonal adjustment factors:												
1948	100.4	100.7	100.5	100.3	99.7	99.5	98.8	99.6	99.8	100.3	100.4	100.6
1949	100.4	100.8	100.5	100.3	99.7	99.5	98.8	99.5	99.8	100.2	100.4	100.6
1950	100.3	100.7	100.5	100.3	99.7	99.5	99.0	99.5	99.8	100.2	100.4	100.6
1951	100.3	100.5	100.4	100.3	99.8	99.6	99.1	99.5	99.9	100.2	100.3	100.5
1952	100.3	100.5	100.3	100.1	99.9	99.6	99.4	99.7	99.9	100.2	100.3	100.4
1953	100.2	100.3	100.2	100.1	100.0	99.6	99.5	99.7	100.0	100.0	100.3	100.3
1954	100.2	100.1	100.1	100.1	99.9	99.7	99.6	99.8	100.1	100.0	100.2	100.2
1955	100.3	100.1	100.0	100.0	99.9	99.7	99.7	99.9	100.1	100.0	100.2	100.1
1956	100.3	100.2	100.0	100.0	99.9	99.6	99.8	99.9	100.0	100.0	100.2	100.1
1957	100.2	100.2	100.0	99.9	99.9	99.7	99.8	99.9	100.0	100.0	100.2	100.0
1958	100.3	100.2	100.0	99.9	99.9	99.8	99.9	99.9	99.8	100.0	100.1	100.0
1959	100.2	100.3	100.1	99.9	99.9	99.8	99.9	99.8	99.8	100.0	100.1	100.0
1960	100.2	100.3	100.1	99.9	100.0	99.9	99.9	99.8	99.8	100.0	100.1	100.0
1961	100.2	100.3	100.1	99.9	100.0	99.9	99.9	99.8	99.8	100.0	100.1	100.0

Price indexes (1957-59=100):

1948	82.7	82.8	82.9	83.0	82.9	83.0	83.1	83.9	84.2	84.4	84.4	84.5
1949	83.9	83.9	83.9	83.8	83.1	82.9	81.1	81.2	81.3	81.3	81.3	81.4
1950	81.6	81.7	81.8	82.0	82.0	82.6	83.6	86.1	88.7	90.2	91.2	93.0
1951	95.3	95.5	95.5	95.4	95.3	94.6	94.1	93.8	93.8	93.7	93.8	93.4
1952	92.2	92.1	92.1	92.1	91.8	91.5	91.4	91.3	91.4	91.4	91.6	91.7
1953	91.9	92.1	92.2	92.4	92.5	92.6	92.4	92.4	92.7	92.7	92.6	92.6
1954	92.7	92.5	92.3	92.2	92.1	91.8	91.6	91.7	91.6	91.6	91.7	91.7
1955	91.3	91.4	91.5	91.6	91.8	91.7	91.8	92.8	93.5	93.8	94.5	94.6
1956	95.3	95.2	95.4	95.6	95.8	95.9	96.8	97.0	97.7	98.1	98.4	98.4
1957	99.0	99.0	99.2	99.4	99.4	99.4	99.7	99.8	99.4	99.5	99.7	99.7
1958	99.9	100.1	99.7	99.7	99.7	99.4	99.5	99.5	99.7	99.9	100.4	100.6
1959	100.7	100.7	100.7	100.2	100.4	100.7	100.8	100.8	100.7	101.0	100.9	100.8
1960	101.2	101.4	101.4	101.4	101.5	101.4	101.5	101.5	101.5	102.0	102.0	102.0
1961	102.4	102.5	102.5	102.5	102.6	102.6	102.6	102.6	102.9	103.1	103.5	103.3

HARD SURFACE FLOOR COVERINGS--CODE 12-32

Year	Jan.	Feb.	Mar.	Apr.	May	June	July	Aug.	Sept.	Oct.	Nov.	Dec.
Seasonal adjustment factors:												
1948	100.5	100.6	100.6	100.2	100.2	99.5	99.1	99.5	99.6	100.0	99.8	100.3
1949	100.6	100.7	100.6	100.2	100.1	99.4	99.3	99.5	99.7	100.0	99.8	100.3
1950	100.6	100.6	100.5	100.1	100.0	99.4	99.4	99.6	99.7	99.9	99.8	100.3
1951	100.7	100.6	100.4	100.0	99.8	99.3	99.6	99.7	99.8	99.9	99.7	100.1
1952	100.7	100.5	100.3	100.1	99.8	99.5	99.8	99.7	99.8	99.9	99.6	100.1
1953	100.7	100.5	100.2	100.1	99.7	99.7	100.0	99.5	99.9	99.9	99.7	99.8
1954	100.6	100.4	100.3	100.3	100.0	99.9	99.9	99.5	99.8	99.8	99.7	99.5
1955	100.7	100.5	100.4	100.3	100.1	100.1	99.7	99.4	99.7	99.8	99.7	99.5
1956	100.6	100.5	100.5	100.3	100.3	100.3	99.6	99.4	99.6	99.7	99.6	99.5
1957	100.6	100.5	100.5	100.3	100.3	100.3	99.6	99.4	99.7	99.8	99.6	99.5
1958	100.6	100.5	100.4	100.2	100.2	100.2	99.7	99.7	99.7	99.7	99.7	99.6
1959	100.5	100.4	100.4	100.1	100.1	100.0	99.8	99.8	99.7	99.8	99.9	99.9
1960	100.5	100.3	100.3	100.1	100.0	99.8	100.0	99.9	99.8	99.8	99.9	100.0
1961	100.5	100.3	100.3	100.1	100.0	99.8	100.0	99.8	99.8	99.9	100.0	100.1

Price indexes (1957-59=100):

1948	83.9	84.1	84.1	84.1	84.1	84.0	83.1	83.1	83.1	83.1	83.1	83.1
1949	83.0	83.0	83.0	82.1	82.1	80.6	80.0	80.0	79.5	79.5	79.5	79.0
1950	79.0	79.0	79.0	78.9	78.7	77.5	77.2	78.3	80.2	79.7	79.7	81.6
1951	82.7	82.7	82.4	82.4	82.4	83.3	85.3	85.3	86.5	86.7	86.7	87.3
1952	87.9	87.9	87.9	87.9	87.9	87.9	87.9	87.9	87.9	87.9	87.9	88.5
1953	89.4	89.4	89.4	89.5	89.5	90.2	91.3	91.7	91.7	91.7	91.7	91.7
1954	92.8	92.8	93.7	93.7	93.7	93.7	93.4	92.5	92.5	92.5	92.5	92.5
1955	93.0	93.0	93.0	94.1	94.1	94.5	94.5	94.5	96.8	98.0	98.0	98.0
1956	99.9	99.9	99.9	99.9	99.9	99.9	100.3	100.3	100.3	100.3	100.6	100.6
1957	102.9	102.9	102.9	101.9	101.9	101.9	99.3	99.3	99.3	99.3	99.3	99.3
1958	100.3	100.3	100.3	100.3	100.3	100.3	99.7	99.7	99.8	98.5	98.5	98.5
1959	98.9	98.9	99.3	99.3	99.3	99.3	99.3	99.3	99.8	100.2	100.2	100.2
1960	101.4	101.4	101.1	101.1	101.1	101.1	101.1	101.1	101.1	101.1	101.1	101.1
1961	101.3	101.3	101.4	101.4	101.4	101.4	103.7	103.7	103.7	103.9	103.9	103.3

See footnotes at end of table.

SEASONAL ADJUSTMENT FACTORS AND INDEXES,
WHOLESALE PRICE INDEX--Continued

HOUSEHOLD APPLIANCES--CODE 12-4

Year	Jan.	Feb.	Mar.	Apr.	May	June	July	Aug.	Sept.	Oct.	Nov.	Dec.
Seasonal adjustment factors:												
1948	100.6	100.2	100.0	99.9	99.5	99.2	99.5	99.5	99.9	100.3	100.4	100.7
1949	100.6	100.2	100.0	99.9	99.5	99.3	99.4	99.5	100.0	100.3	100.4	100.6
1950	100.6	100.2	100.0	99.9	99.5	99.4	99.4	99.5	100.0	100.3	100.3	100.6
1951	100.5	100.2	100.0	100.0	99.7	99.5	99.5	99.6	100.0	100.1	100.2	100.4
1952	100.5	100.2	99.9	100.0	99.8	99.6	99.5	99.7	100.0	100.1	100.4	100.5
1953	100.4	100.3	99.9	100.0	99.7	99.7	99.7	99.8	99.9	100.0	100.1	100.4
1954	100.3	100.3	99.9	100.1	99.8	99.7	99.7	99.9	99.9	100.1	100.2	100.2
1955	100.2	100.3	100.1	99.9	99.8	99.8	99.7	99.9	99.8	100.1	100.1	100.1
1956	100.2	100.4	100.1	100.0	99.8	99.9	99.7	99.9	99.7	100.2	100.1	100.0
1957	100.3	100.4	100.2	100.0	99.8	99.9	99.7	99.9	99.7	100.1	100.1	99.9
1958	100.2	100.3	100.3	100.1	99.9	99.9	99.7	99.8	99.7	100.1	100.0	99.9
1959	100.2	100.3	100.3	100.1	99.9	99.9	99.9	99.8	99.7	100.0	99.9	100.0
1960	100.2	100.3	100.3	100.3	100.0	99.9	99.9	99.8	99.8	99.9	99.9	99.9
1961	100.2	100.3	100.3	100.2	100.0	99.9	99.9	99.8	99.8	99.9	100.0	100.0

Price indexes (1957-59=100):

1948	95.3	95.3	95.4	95.5	95.2	95.3	97.1	97.6	98.3	99.5	99.7	99.6
1949	98.1	98.1	97.8	97.2	96.5	96.1	95.9	95.6	95.5	95.3	95.3	95.3
1950	95.4	95.2	95.2	95.6	95.6	95.4	95.6	96.6	98.2	99.6	100.5	101.8
1951	102.6	102.8	102.8	102.8	102.8	103.0	102.5	102.6	102.9	102.8	102.8	103.1
1952	102.9	102.9	102.3	102.7	102.2	101.8	101.8	101.8	102.2	102.1	102.1	102.4
1953	102.3	102.3	102.8	102.9	103.0	103.0	103.7	103.8	104.0	103.9	103.9	104.0
1954	104.4	104.5	104.3	104.7	104.7	104.6	104.5	104.5	104.2	104.3	104.0	104.2
1955	103.6	103.4	102.1	102.2	101.5	101.4	101.5	101.6	101.2	101.1	101.3	100.8
1956	100.6	100.7	100.3	100.2	100.1	100.1	99.5	100.1	100.5	101.5	101.5	100.9
1957	101.5	101.8	101.8	100.4	100.1	100.2	100.0	99.8	99.7	100.4	100.1	100.4
1958	100.4	100.3	100.3	100.3	100.0	100.0	99.9	99.8	99.1	99.3	98.9	98.9
1959	100.1	100.1	100.2	100.2	100.2	100.1	99.5	99.5	99.4	99.0	99.2	98.8
1960	98.4	98.4	98.3	98.2	97.3	96.9	96.9	96.3	96.1	96.1	95.9	95.7
1961	95.5	95.5	95.3	95.3	95.2	95.1	95.1	95.1	95.1	95.2	95.1	94.9

TELEVISION RECEIVERS--CODE 12-52

Year	Jan.	Feb.	Mar.	Apr.	May	June	July	Aug.	Sept.	Oct.	Nov.	Dec.
Seasonal adjustment factors:												
1953	100.2	100.3	100.3	100.4	100.0	99.4	99.8	99.3	99.9	100.1	100.4	100.4
1954	100.2	100.3	100.3	100.4	100.0	99.4	99.7	99.4	100.0	100.1	100.4	100.4
1955	100.1	100.2	100.2	100.2	99.8	99.3	99.7	99.5	100.0	100.1	100.3	100.3
1956	100.1	100.1	100.1	100.1	99.8	99.2	99.9	99.8	100.2	100.3	100.0	100.0
1957	100.3	100.1	99.9	99.7	99.6	99.3	100.2	100.2	100.5	100.3	99.8	99.9
1958	100.1	100.1	99.8	99.7	99.6	99.3	100.3	100.4	100.6	100.4	99.7	99.9
1959	100.2	99.9	99.8	99.7	99.4	99.4	100.6	100.4	100.5	100.3	99.8	100.2
1960	100.1	99.8	99.8	99.8	99.4	99.5	100.6	100.3	100.5	100.3	99.8	100.2
1961	100.1	99.9	99.8	99.8	99.3	99.5	100.7	100.3	100.4	100.2	100.0	100.4

Price indexes (1957-59=100):

1953	104.5	105.0	105.0	105.0	105.0	100.4	105.7	105.3	105.5	105.5	105.5	105.3
1954	104.5	105.0	105.0	105.0	105.0	100.4	100.0	97.4	97.7	97.7	98.4	98.4
1955	98.1	97.9	97.9	97.9	98.1	97.9	98.0	98.0	98.6	98.9	98.9	99.1
1956	99.1	99.4	99.4	98.9	98.6	98.3	98.6	99.0	99.7	99.4	99.4	99.1
1957	99.4	99.4	98.9	98.9	98.9	99.1	100.7	101.6	101.6	101.6	101.6	101.8
1958	101.3	100.6	100.6	100.6	100.6	99.6	101.1	101.3	101.3	101.3	98.6	98.6
1959	99.8	99.8	99.0	99.0	99.0	99.0	100.8	99.7	99.7	98.9	98.4	98.4
1960	98.1	98.3	98.3	98.1	98.1	98.1	98.1	98.0	98.0	98.0	98.0	98.6
1961	98.6	97.7	98.3	98.3	96.4	97.1	97.9	96.9	96.9	96.1	96.1	96.1

SEASONAL ADJUSTMENT FACTORS AND INDEXES,
WHOLESALE PRICE INDEX--Continued

NONMETALLIC MINERAL PRODUCTS--CODE 13

Year	Jan.	Feb.	Mar.	Apr.	May	June	July	Aug.	Sept.	Oct.	Nov.	Dec.
Seasonal adjustment factors:												
1948	100.7	100.4	100.2	99.9	99.6	99.7	99.7	99.9	99.8	100.2	100.2	100.1
1949	100.7	100.4	100.2	99.9	99.6	99.7	99.7	99.9	99.9	100.2	100.3	100.1
1950	100.6	100.4	100.1	99.9	99.6	99.8	99.7	99.9	99.8	100.3	100.3	100.1
1951	100.4	100.2	100.0	100.0	99.7	99.8	99.8	99.8	100.0	100.3	100.3	100.0
1952	100.2	100.0	100.0	100.0	99.6	99.7	99.9	99.9	100.1	100.4	100.3	100.0
1953	100.1	99.9	99.8	99.9	99.6	99.7	100.1	100.1	100.4	100.5	100.1	99.9
1954	100.0	99.8	99.8	100.0	99.6	99.6	100.3	100.2	100.5	100.5	100.0	99.9
1955	99.9	99.8	99.8	100.0	99.7	99.6	100.3	100.2	100.5	100.4	99.9	99.7
1956	100.0	100.0	99.8	100.0	99.8	99.7	100.2	100.1	100.5	100.4	99.8	99.7
1957	100.0	100.0	99.8	100.1	100.0	99.8	100.2	100.1	100.3	100.2	99.8	99.8
1958	100.1	100.1	100.0	100.2	100.1	99.8	100.1	99.9	100.2	100.1	99.9	99.8
1959	100.1	100.2	100.0	100.2	100.1	99.9	99.9	99.9	100.1	100.1	99.9	99.8
1960	100.2	100.2	100.1	100.2	100.1	99.9	99.9	99.8	100.1	100.1	99.9	99.8
1961	100.1	100.2	100.1	100.3	100.1	99.8	99.9	99.9	100.0	100.1	99.9	99.8

Price indexes (1957-59=100):

1948	72.8	73.0	73.2	73.4	73.6	73.9	75.6	76.1	76.1	76.3	76.4	76.5
1949	76.7	76.7	76.7	76.7	76.7	76.7	76.6	76.7	76.7	76.7	76.7	76.7
1950	77.2	77.3	77.6	77.5	77.3	77.5	77.6	78.2	78.7	80.5	81.4	82.1
1951	83.5	83.6	83.6	83.6	83.5	83.5	83.5	83.5	83.5	83.5	83.5	82.9
1952	83.0	83.0	83.0	82.9	83.0	83.6	83.6	83.6	83.6	84.1	84.2	84.2
1953	84.2	84.2	84.6	85.9	86.1	86.8	87.8	87.9	88.7	88.7	88.8	88.8
1954	88.9	88.9	88.9	88.8	87.7	87.5	88.5	88.6	89.4	89.6	89.5	89.5
1955	89.7	89.5	89.6	89.9	90.5	90.9	92.1	92.7	92.9	93.2	92.0	92.2
1956	93.3	93.4	94.0	94.5	94.5	94.7	96.0	96.1	96.4	96.6	96.4	96.5
1957	97.0	97.5	97.9	98.9	99.2	99.3	99.4	99.4	99.4	99.4	99.5	99.7
1958	100.2	100.3	99.4	99.5	99.5	99.4	99.4	99.4	100.5	100.5	100.5	100.6
1959	100.8	101.1	101.2	101.6	101.7	101.0	101.1	101.0	101.1	101.1	101.2	101.3
1960	101.7	101.6	101.6	101.6	101.3	101.3	101.3	101.3	101.4	101.5	101.3	101.3
1961	101.8	101.7	101.9	101.9	101.8	101.6	101.7	101.8	101.8	102.1	101.9	101.6

CONCRETE INGREDIENTS--CODE 13-2

Year	Jan.	Feb.	Mar.	Apr.	May	June	July	Aug.	Sept.	Oct.	Nov.	Dec.
Seasonal adjustment factors:												
1948	100.7	100.6	100.5	100.2	100.0	99.7	99.9	99.8	99.6	99.9	99.8	99.7
1949	100.7	100.6	100.4	100.2	100.0	99.8	99.9	99.8	99.7	99.9	99.8	99.7
1950	100.6	100.6	100.4	100.1	100.0	99.8	99.9	99.8	99.7	99.9	99.8	99.8
1951	100.4	100.3	100.4	100.1	100.2	100.0	99.9	99.8	99.8	100.0	99.8	99.8
1952	100.3	100.2	100.3	100.1	100.2	100.0	100.1	99.9	99.8	99.9	99.7	99.7
1953	100.2	100.1	100.3	100.2	100.2	100.1	100.1	100.0	99.9	99.8	99.6	99.6
1954	100.2	100.1	100.3	100.2	100.2	100.1	100.2	100.0	99.9	99.8	99.6	99.4
1955	100.3	100.2	100.3	100.3	100.2	100.1	100.2	100.0	99.8	99.8	99.5	99.3
1956	100.5	100.4	100.3	100.3	100.1	100.0	100.2	100.0	99.8	99.7	99.4	99.3
1957	100.6	100.4	100.3	100.3	100.2	100.0	100.0	100.0	99.8	99.7	99.4	99.3
1958	100.7	100.4	100.3	100.2	100.2	100.0	100.0	99.9	99.7	99.8	99.6	99.5
1959	100.4	100.4	100.3	100.3	100.2	100.0	100.0	99.9	99.8	99.8	99.6	99.5
1960	100.4	100.4	100.3	100.3	100.2	100.1	100.0	99.9	99.8	99.9	99.7	99.5
1961	100.3	100.3	100.3	100.3	100.2	100.1	100.0	99.9	99.9	99.9	99.7	99.5

Price indexes (1957-59=100):

1948	71.3	71.8	72.2	72.5	72.7	73.0	74.4	74.6	74.8	75.0	75.3	75.4
1949	75.9	76.0	76.0	76.0	76.0	76.0	75.9	75.9	75.9	76.2	76.2	76.3
1950	76.5	76.5	76.6	76.4	76.4	76.4	76.6	76.7	77.1	78.5	78.7	79.2
1951	81.6	81.8	81.8	81.8	81.6	81.6	81.6	81.6	81.6	81.6	81.6	81.6
1952	81.8	81.8	81.8	81.6	81.6	81.6	81.6	81.6	81.6	81.6	81.6	81.7
1953	81.7	81.7	82.2	85.0	85.2	85.4	85.5	85.7	86.2	86.3	86.3	86.4
1954	86.6	86.5	86.6	86.5	86.7	86.8	88.2	88.3	88.2	88.2	88.2	88.3
1955	88.9	89.5	89.6	90.2	90.1	90.2	90.3	90.5	90.5	90.7	90.7	91.0
1956	93.7	93.8	93.9	93.9	94.0	94.2	94.3	94.4	94.4	95.1	95.1	95.1
1957	97.2	97.4	97.6	98.0	98.0	98.1	98.5	98.6	98.7	98.9	98.9	98.9
1958	100.3	100.4	100.2	100.3	100.4	100.3	100.4	100.5	100.5	100.5	100.5	100.6
1959	101.3	101.3	101.3	101.3	101.3	101.2	101.4	101.4	101.4	101.4	101.4	101.4
1960	102.6	102.6	102.7	102.7	102.7	102.7	102.7	102.7	102.7	102.7	102.7	102.6
1961	102.7	102.8	103.0	103.0	103.0	103.0	103.0	102.9	102.9	102.9	102.3	101.8

SEASONAL ADJUSTMENT FACTORS AND INDEXES,
WHOLESALE PRICE INDEX--Continued
SAND, GRAVEL, AND CRUSHED STONE--CODE 13-21

Year	Jan.	Feb.	Mar.	Apr.	May	June	July	Aug.	Sept.	Oct.	Nov.	Dec.
Seasonal adjustment factors:												
1948	100.4	100.5	100.6	100.2	99.9	99.8	100.0	99.8	99.7	99.7	99.8	99.9
1949	100.4	100.6	100.5	100.3	99.9	99.8	99.9	99.8	99.7	99.7	99.8	99.9
1950	100.4	100.6	100.5	100.2	99.9	99.8	99.9	99.8	99.7	99.8	99.8	100.0
1951	100.2	100.4	100.3	100.2	99.9	99.9	99.8	99.7	99.8	99.8	99.7	99.9
1952	100.2	100.3	100.3	100.2	100.0	100.0	100.0	99.9	99.9	99.9	99.7	99.9
1953	100.2	100.3	100.2	100.2	100.0	100.0	100.0	99.9	100.0	99.8	99.7	99.9
1954	100.2	100.2	100.2	100.1	100.0	100.0	100.0	100.0	100.0	99.8	99.7	99.8
1955	100.3	100.2	100.2	100.1	100.0	99.9	100.0	100.0	100.0	99.8	99.7	99.7
1956	100.3	100.3	100.2	100.0	99.9	99.9	100.0	100.0	100.0	99.8	99.7	99.7
1957	100.3	100.3	100.2	100.0	99.9	99.9	100.0	100.0	100.0	99.9	99.8	99.8
1958	100.3	100.2	100.2	100.0	100.0	99.9	100.0	100.0	100.0	99.9	99.9	99.8
1959	100.2	100.1	100.2	100.1	100.0	99.9	100.0	100.0	100.0	99.9	99.9	99.9
1960	100.2	100.1	100.2	100.1	100.0	99.9	100.0	100.0	100.0	99.9	100.0	99.9
1961	100.1	100.0	100.2	100.1	100.0	99.9	100.0	100.0	100.0	99.9	100.0	99.9

Price indexes (1957-59=100):

1948	75.9	76.7	77.4	77.7	77.8	78.2	79.2	79.4	79.6	79.8	80.3	80.5
1949	81.2	81.5	81.5	81.5	81.5	81.5	81.6	81.5	81.6	81.5	81.6	81.8
1950	82.0	82.0	82.1	81.8	81.7	81.7	81.9	82.0	82.3	82.9	83.1	84.0
1951	85.8	85.9	85.9	85.9	85.6	85.5	85.5	85.5	85.5	85.5	85.5	85.7
1952	85.9	86.0	85.9	85.4	85.5	85.5	85.5	85.5	85.6	85.6	85.5	85.8
1953	85.8	85.8	86.2	87.5	87.8	88.2	88.5	88.8	89.6	89.6	89.6	89.9
1954	90.0	89.9	90.0	89.9	90.0	90.3	90.9	90.9	90.9	90.8	90.9	91.0
1955	91.1	92.4	92.4	92.5	92.4	92.7	92.7	93.2	93.2	93.2	93.2	93.9
1956	95.0	95.3	95.3	95.2	95.3	95.3	95.4	95.5	95.6	95.7	95.8	96.0
1957	97.1	97.4	97.8	97.7	97.8	98.0	98.8	99.1	99.3	99.6	99.6	99.6
1958	100.3	100.4	100.1	100.1	100.2	100.2	100.2	100.4	100.5	100.5	100.5	100.6
1959	101.0	101.0	101.1	101.0	101.0	100.9	101.3	101.3	101.3	101.3	101.4	101.4
1960	101.6	101.6	101.8	101.9	101.9	101.8	101.9	102.0	102.0	101.9	101.8	101.7
1961	102.0	102.0	102.5	102.5	102.5	102.5	102.5	102.2	102.3	102.5	102.6	102.7

CEMENT--CODE 13-22

Year	Jan.	Feb.	Mar.	Apr.	May	June	July	Aug.	Sept.	Oct.	Nov.	Dec.
Seasonal adjustment factors:												
1948	100.9	100.7	100.4	100.1	99.8	99.5	99.8	99.6	99.4	100.2	99.9	100.2
1949	101.0	100.6	100.4	100.1	99.8	99.6	99.7	99.6	99.4	100.1	99.9	100.2
1950	100.8	100.5	100.3	100.1	99.9	99.7	99.8	99.6	99.5	100.1	99.9	100.2
1951	100.4	100.0	100.3	100.2	100.2	100.0	99.7	99.5	99.5	100.1	99.8	100.1
1952	100.3	99.9	100.3	100.1	100.2	100.0	100.1	99.8	99.7	99.9	99.6	99.9
1953	100.3	99.9	100.3	100.3	100.5	100.2	100.3	100.0	99.9	99.8	99.6	99.5
1954	100.3	100.0	100.3	100.3	100.4	100.1	100.3	99.9	99.8	99.7	99.4	99.1
1955	100.6	100.2	100.4	100.4	100.5	100.3	100.4	100.0	99.8	99.7	99.3	99.0
1956	100.8	100.5	100.3	100.5	100.2	100.0	100.3	100.0	99.7	99.5	99.2	98.8
1957	100.9	100.6	100.3	100.5	100.3	100.2	100.1	99.8	99.7	99.5	99.2	98.8
1958	101.0	100.7	100.4	100.4	100.2	100.1	100.0	99.8	99.6	99.6	99.4	99.2
1959	100.7	100.5	100.3	100.4	100.3	100.1	100.0	99.9	99.8	99.7	99.4	99.2
1960	100.6	100.5	100.4	100.4	100.2	100.1	100.0	99.9	99.8	99.8	99.4	99.2
1961	100.5	100.4	100.4	100.4	100.2	100.1	100.0	99.9	99.8	99.8	99.4	99.1

Price indexes (1957-59=100):

1948	66.6	67.0	67.2	67.3	67.7	67.9	69.7	69.9	70.1	70.3	70.3	70.4
1949	70.6	70.6	70.6	70.5	70.5	70.5	70.3	70.2	70.2	71.0	71.0	71.0
1950	71.1	71.1	71.2	71.2	71.2	71.2	71.4	71.5	71.9	74.1	74.3	74.6
1951	77.7	77.7	77.7	77.7	77.7	77.7	77.7	77.7	77.7	77.7	77.7	77.7
1952	77.7	77.7	77.7	77.7	77.7	77.7	77.7	77.7	77.7	77.7	77.7	77.7
1953	77.7	77.7	78.3	82.4	82.6	82.6	82.6	82.6	82.9	83.0	83.0	83.0
1954	83.3	83.3	83.3	83.3	83.3	83.3	85.5	85.6	85.6	85.6	85.6	85.6
1955	86.7	86.7	86.8	87.7	87.7	87.8	87.9	87.9	87.9	88.2	88.3	88.3
1956	92.4	92.4	92.5	92.7	92.7	93.0	93.3	93.3	93.3	94.3	94.3	94.3
1957	97.3	97.3	97.3	98.2	98.2	98.2	98.2	98.2	98.2	98.2	98.2	98.2
1958	100.3	100.3	100.3	100.6	100.6	100.5	100.5	100.5	100.5	100.5	100.5	100.5
1959	101.5	101.5	101.5	101.5	101.5	101.5	101.5	101.5	101.5	101.5	101.5	101.5
1960	103.5	103.5	103.5	103.5	103.5	103.5	103.5	103.5	103.5	103.5	103.5	103.5
1961	103.6	103.6	103.6	103.6	103.6	103.6	103.6	103.6	103.6	103.5	102.1	101.1

SEASONAL ADJUSTMENT FACTORS AND INDEXES,
WHOLESALE PRICE INDEX--Continued
CONCRETE PRODUCTS--CODE 13-3

Year	Jan.	Feb.	Mar.	Apr.	May	June	July	Aug.	Sept.	Oct.	Nov.	Dec.
Seasonal adjustment factors:												
1948	100.4	100.3	100.2	100.0	99.8	99.5	99.5	100.1	100.2	100.3	100.1	100.0
1949	100.5	100.3	100.2	99.9	99.8	99.6	99.5	100.0	100.2	100.3	100.1	100.0
1950	100.4	100.3	100.2	99.9	99.8	99.6	99.6	100.0	100.2	100.3	100.0	100.0
1951	100.3	100.1	100.0	100.0	100.1	99.8	99.6	99.8	100.2	100.3	100.0	99.9
1952	100.1	100.1	99.9	99.9	100.0	99.9	99.8	99.8	100.2	100.3	100.0	99.9
1953	100.0	100.0	99.9	100.0	100.1	99.9	99.8	99.9	100.2	100.2	100.1	100.0
1954	99.8	99.9	99.9	100.0	100.0	99.9	99.9	99.9	100.3	100.3	100.1	99.9
1955	99.8	99.8	99.8	100.1	100.1	99.9	99.9	99.9	100.3	100.2	100.1	99.9
1956	99.9	99.9	100.0	100.1	100.0	99.9	100.0	99.9	100.2	100.1	100.0	99.9
1957	99.9	99.9	100.0	100.1	100.1	100.0	100.0	99.8	100.1	100.1	99.9	99.9
1958	100.0	100.0	100.0	100.1	100.2	100.0	100.0	99.9	100.1	99.9	99.9	99.9
1959	100.0	100.0	100.0	100.1	100.2	100.1	100.0	99.9	100.0	99.9	99.9	99.9
1960	100.0	100.1	100.1	100.1	100.2	100.1	100.0	99.9	100.0	99.9	99.8	99.9
1961	99.9	100.1	100.1	100.1	100.2	100.1	100.0	99.9	100.0	100.0	99.8	99.9

Price indexes (1957-59=100):												
1948	77.7	77.9	77.9	77.9	77.9	77.9	78.5	79.8	79.8	79.8	79.8	79.8
1949	79.8	79.8	80.2	80.2	80.2	80.2	80.2	81.1	81.1	81.1	81.1	81.1
1950	80.9	81.0	81.0	81.0	81.3	81.6	81.6	82.1	83.4	84.7	84.7	85.4
1951	87.5	87.8	87.8	87.8	87.8	87.8	87.8	87.8	87.8	87.8	87.8	87.8
1952	87.8	87.8	87.8	87.8	87.8	87.8	87.8	87.8	88.0	88.0	88.0	88.0
1953	88.1	88.1	88.1	89.2	90.2	90.2	90.3	90.7	91.7	91.7	91.7	91.5
1954	91.5	91.8	91.6	91.6	91.6	91.8	91.9	92.1	92.0	92.0	91.7	91.7
1955	91.1	91.4	92.3	92.3	92.3	92.4	92.4	92.6	93.6	93.9	93.9	93.9
1956	94.6	94.6	94.6	95.0	95.0	95.2	96.1	96.4	97.5	97.6	97.9	97.9
1957	98.1	98.1	98.2	98.9	99.0	99.0	98.7	98.7	98.6	98.8	99.0	99.3
1958	99.7	99.8	99.9	99.9	100.1	100.2	100.3	100.0	99.9	100.0	100.0	100.3
1959	100.4	100.7	101.0	101.1	101.3	101.3	101.4	101.3	101.7	101.8	101.8	101.8
1960	101.9	102.4	102.3	102.5	102.7	102.5	102.5	102.4	102.3	102.3	102.3	102.3
1961	102.4	102.5	102.4	102.5	102.5	102.5	102.5	102.5	102.6	102.7	102.5	102.4

STRUCTURAL CLAY PRODUCTS--CODE 13-4

Year	Jan.	Feb.	Mar.	Apr.	May	June	July	Aug.	Sept.	Oct.	Nov.	Dec.
Seasonal adjustment factors:												
1948	100.7	100.6	100.1	99.7	99.4	99.2	99.8	99.8	99.6	100.5	100.4	100.1
1949	100.7	100.6	100.1	99.7	99.4	99.3	99.8	99.8	99.6	100.4	100.4	100.1
1950	100.7	100.6	100.1	99.7	99.4	99.4	99.7	99.7	99.6	100.6	100.5	100.2
1951	100.6	100.4	100.0	99.7	99.4	99.4	99.7	99.9	99.7	100.6	100.5	100.2
1952	100.6	100.4	100.0	99.6	99.4	99.3	99.6	99.8	100.0	100.9	100.6	100.4
1953	100.3	100.1	99.8	99.6	99.3	99.1	99.8	100.2	100.5	100.8	100.5	100.3
1954	100.1	100.0	99.8	99.6	99.2	99.0	100.0	100.3	100.6	100.8	100.5	100.2
1955	100.0	99.8	99.6	99.8	99.4	99.1	100.1	100.4	100.7	100.6	100.3	100.1
1956	99.9	99.8	99.6	99.9	99.6	99.4	100.1	100.1	100.7	100.5	100.2	100.0
1957	99.9	99.8	99.7	100.0	99.7	99.6	100.2	100.2	100.4	100.3	100.1	100.0
1958	99.9	99.9	99.8	100.0	99.9	99.8	100.1	100.0	100.3	100.1	100.1	100.0
1959	100.0	99.9	99.8	100.2	100.0	100.0	99.9	99.9	100.2	100.1	100.1	99.9
1960	100.0	100.0	100.0	100.0	99.9	100.0	100.0	99.9	100.2	100.1	100.1	99.9
1961	100.0	100.0	100.0	100.1	99.9	100.0	100.0	100.0	100.1	100.0	100.0	99.9

Price indexes (1957-59=100):												
1948	62.3	62.5	62.6	62.8	63.1	63.4	65.5	66.4	66.5	66.8	66.9	66.9
1949	67.0	67.1	67.1	67.1	67.2	67.2	67.2	67.0	67.0	67.0	67.1	67.1
1950	69.1	69.6	69.7	69.7	70.1	70.4	71.0	71.6	72.0	75.0	76.0	76.7
1951	77.3	77.4	77.4	77.4	77.4	77.4	77.4	77.4	77.4	77.4	77.4	77.4
1952	77.4	77.4	77.4	77.3	77.4	77.4	77.3	77.3	77.3	79.0	79.0	79.0
1953	79.0	79.0	79.2	79.4	79.5	79.7	83.6	83.7	84.1	84.1	84.2	84.2
1954	84.1	84.1	84.1	84.1	84.1	84.1	84.1	84.3	86.3	86.3	86.3	86.3
1955	86.6	86.7	87.0	87.2	87.3	87.5	90.1	91.1	91.7	92.0	92.1	92.2
1956	92.6	92.8	93.0	93.1	93.1	93.4	95.2	95.7	95.7	95.7	95.8	95.9
1957	96.0	96.0	96.1	98.8	98.8	98.9	98.9	98.8	98.8	98.9	98.9	99.0
1958	99.1	99.1	99.1	99.1	99.2	99.2	99.2	99.2	100.8	100.8	101.0	101.2
1959	101.5	101.7	101.9	102.0	102.0	102.2	102.4	102.3	102.3	102.2	102.4	102.4
1960	102.8	102.9	102.9	102.9	103.1	103.1	103.1	103.3	103.3	103.4	103.4	103.4
1961	103.3	103.3	103.3	103.3	102.9	103.0	103.0	103.1	103.2	103.3	103.3	103.3

SEASONAL ADJUSTMENT FACTORS AND INDEXES,
WHOLESALE PRICE INDEX--Continued

PREPARED ASPHALT ROOFING--CODE 13-6

Year	Jan.	Feb.	Mar.	Apr.	May	June	July	Aug.	Sept.	Oct.	Nov.	Dec.
Seasonal adjustment factors:												
1948	100.7	100.3	99.8	99.3	98.7	99.7	100.3	100.0	100.1	100.2	100.9	100.3
1949	100.6	100.1	99.8	99.4	98.9	99.6	100.2	100.0	100.2	100.4	101.3	100.0
1950	100.4	100.1	99.7	99.2	98.5	99.9	100.2	100.1	100.2	100.5	101.3	100.1
1951	100.0	99.9	99.5	99.0	98.5	99.9	99.7	100.1	100.8	101.0	101.5	99.9
1952	99.6	99.7	99.8	99.6	97.5	99.0	100.0	100.1	101.4	101.6	101.7	100.0
1953	100.0	99.0	98.9	98.7	97.7	98.8	100.2	100.6	102.4	102.9	100.7	99.6
1954	99.4	98.3	99.0	99.3	97.6	98.3	100.6	101.0	102.8	103.3	100.3	100.0
1955	98.9	97.9	98.7	99.4	98.6	98.1	100.6	101.1	102.7	103.2	100.1	100.2
1956	99.4	97.8	98.3	99.6	99.2	98.1	100.2	100.3	103.2	103.4	100.2	100.3
1957	99.6	97.8	97.6	99.8	101.1	98.3	99.4	99.9	102.4	102.6	100.5	100.8
1958	100.2	98.4	98.4	100.7	101.1	98.3	99.1	99.1	101.7	101.5	101.2	100.9
1959	101.3	99.5	98.6	100.5	101.0	98.4	98.4	98.3	100.5	101.1	101.3	101.0
1960	102.4	99.8	98.8	100.6	100.9	98.1	98.1	98.0	100.4	101.2	101.3	100.8
1961	102.0	99.9	99.3	100.8	100.7	98.1	98.3	98.5	99.4	100.8	101.3	101.0

Price indexes (1957-59=100):

1948	87.0	87.0	87.0	87.0	87.0	88.4	90.8	88.4	88.4	88.4	88.4	88.4
1949	88.4	88.4	88.4	88.4	88.4	88.4	87.6	87.6	87.6	86.8	86.8	86.8
1950	86.8	86.8	86.8	85.6	84.4	84.4	84.4	85.8	85.6	87.0	89.9	89.9
1951	90.0	90.0	90.0	90.0	90.0	90.0	90.0	90.0	90.0	90.0	90.0	84.2
1952	84.1	84.1	84.1	84.1	84.1	90.5	90.5	90.5	90.5	90.5	90.5	90.5
1953	90.5	90.5	90.5	90.5	90.5	90.6	90.3	90.3	93.7	93.8	93.8	93.8
1954	93.8	93.8	93.8	92.5	82.2	80.4	84.1	84.1	88.8	90.6	90.6	90.6
1955	90.6	85.7	84.3	84.1	90.3	91.1	94.6	97.7	97.8	97.6	86.2	86.2
1956	85.0	85.0	90.9	95.5	95.5	95.5	100.6	100.3	100.3	100.3	97.6	97.6
1957	94.9	98.4	100.9	103.8	107.4	107.4	107.4	107.4	106.3	106.3	106.3	106.3
1958	106.3	106.3	91.5	91.5	90.6	88.2	88.2	88.2	101.1	101.1	101.1	101.1
1959	101.1	102.2	101.9	107.9	107.9	97.0	95.5	95.5	94.6	94.6	97.0	97.0
1960	97.0	91.8	91.8	91.0	91.0	91.0	91.0	91.0	91.0	91.0	91.0	91.0
1961	97.5	97.5	97.5	97.5	96.4	96.4	97.5	97.5	97.5	102.8	102.8	102.8

BUILDING LIME--CODE 13-71

Year	Jan.	Feb.	Mar.	Apr.	May	June	July	Aug.	Sept.	Oct.	Nov.	Dec.
Seasonal adjustment factors:												
1948	100.1	100.0	99.8	99.3	98.9	98.9	100.0	100.9	100.9	100.6	100.3	100.3
1949	100.1	100.0	99.8	99.3	99.0	99.1	100.0	100.8	100.9	100.6	100.3	100.3
1950	100.1	100.0	99.8	99.4	99.1	99.2	100.0	100.7	100.8	100.5	100.3	100.2
1951	100.2	100.0	99.7	99.5	99.2	99.5	100.2	100.6	100.5	100.4	100.2	100.2
1952	100.2	100.0	99.8	99.6	99.4	99.6	100.2	100.5	100.4	100.3	100.1	100.1
1953	100.3	100.0	99.9	99.7	99.5	99.6	100.3	100.2	100.4	100.2	100.1	100.0
1954	100.4	100.1	99.9	99.8	99.6	99.6	100.2	100.0	100.1	100.3	100.0	100.0
1955	100.4	100.2	100.1	99.9	99.7	99.6	100.1	100.0	100.1	100.2	100.0	100.1
1956	100.4	100.2	100.2	100.0	99.8	99.7	100.0	99.9	100.0	100.1	99.7	100.1
1957	100.6	100.3	100.3	100.1	99.9	99.7	99.9	99.8	99.9	100.0	99.7	100.0
1958	100.4	100.4	100.3	100.2	100.1	99.9	99.8	99.8	99.7	99.9	99.6	100.0
1959	100.3	100.4	100.4	100.3	100.1	100.0	99.9	99.9	99.8	99.7	99.5	99.8
1960	100.3	100.4	100.4	100.4	100.1	100.0	99.9	99.9	99.7	99.7	99.4	99.7
1961	100.3	100.4	100.4	100.4	100.1	100.0	99.9	99.9	99.7	99.7	99.6	99.7

Price indexes (1957-59=100):

1948	71.5	71.8	72.0	71.5	71.5	71.5	73.8	76.6	76.8	76.8	77.1	77.3
1949	77.3	77.4	77.4	77.4	77.4	77.4	77.4	77.4	77.4	77.4	77.4	77.4
1950	77.8	77.8	77.8	77.8	77.8	77.8	81.2	83.5	83.5	83.5	83.5	84.1
1951	84.6	84.6	84.6	84.6	84.6	84.6	84.6	84.6	84.6	84.6	84.6	84.6
1952	84.6	84.6	84.6	84.6	84.6	84.6	84.6	84.6	84.6	84.6	84.6	84.6
1953	84.6	84.6	84.6	84.6	84.6	85.2	86.4	86.4	86.4	86.4	86.4	86.4
1954	86.4	86.4	86.4	86.4	86.4	86.4	86.4	86.4	86.4	86.4	86.4	86.4
1955	87.4	87.4	87.4	87.4	87.4	87.4	89.2	89.6	90.5	90.5	90.5	90.9
1956	91.8	91.8	91.8	91.8	92.2	92.2	93.0	93.0	93.9	96.1	96.1	97.0
1957	97.0	97.0	97.8	97.8	97.8	97.8	97.8	98.3	98.3	98.3	98.3	98.3
1958	98.3	98.3	98.3	98.3	98.3	98.3	98.3	98.3	98.3	98.3	98.3	100.3
1959	102.7	103.3	103.6	103.8	103.8	103.8	103.9	103.9	103.9	103.9	103.9	103.9
1960	103.9	104.4	104.4	104.9	104.9	104.9	104.9	104.9	104.9	104.9	104.9	104.9
1961	104.9	104.9	104.9	104.9	104.9	104.9	105.2	105.2	105.2	105.6	105.6	106.0

SEASONAL ADJUSTMENT FACTORS AND INDEXES,
WHOLESALE PRICE INDEX--Continued

INSULATION MATERIALS--CODE 13-72

Year	Jan.	Feb.	Mar.	Apr.	May	June	July	Aug.	Sept.	Oct.	Nov.	Dec.
Seasonal adjustment factors:												
1948	99.9	99.8	100.1	100.3	100.1	100.1	99.7	100.1	100.4	100.2	99.9	99.9
1949	99.9	99.8	100.1	100.2	100.1	100.1	99.7	100.1	100.4	100.1	99.9	99.9
1950	99.9	99.9	100.1	100.2	100.0	100.0	99.7	100.0	100.3	100.2	99.9	100.0
1951	100.0	99.9	100.1	100.1	100.1	100.0	99.7	100.0	100.2	100.1	100.2	100.1
1952	100.0	100.0	100.1	100.1	99.9	99.8	99.7	100.0	100.2	100.4	100.1	100.2
1953	100.0	100.0	99.9	100.0	99.9	99.9	99.9	99.9	100.1	100.4	100.0	100.2
1954	100.2	100.2	99.7	100.0	99.8	99.7	100.0	100.1	100.1	100.4	100.0	100.2
1955	100.0	100.0	99.9	100.0	99.8	99.7	100.1	100.1	100.2	100.3	99.9	100.1
1956	100.0	100.0	99.9	100.0	99.9	99.7	100.2	100.2	100.3	100.4	99.7	99.9
1957	99.7	99.8	99.9	100.1	100.0	99.9	100.3	100.3	100.3	100.2	99.8	99.8
1958	99.6	99.6	99.6	100.3	100.2	100.1	100.5	100.5	100.4	100.2	99.8	99.5
1959	99.3	98.9	99.9	100.4	100.4	100.4	100.6	100.7	100.4	100.3	99.7	99.1
1960	99.2	98.8	99.7	100.5	100.5	100.6	100.7	100.9	100.4	100.4	99.6	98.8
1961	99.1	98.6	99.7	100.6	100.5	100.6	100.8	100.9	100.4	100.4	99.6	98.7

Price indexes (1957-59=100):

1948	97.5	97.9	98.4	99.2	99.2	99.9	100.2	100.2	100.2	100.2	99.2	99.3
1949	98.8	98.2	98.2	98.2	98.2	98.2	96.7	96.0	95.8	94.4	94.4	94.4
1950	94.4	95.3	96.6	96.6	96.6	96.6	96.6	99.1	100.8	100.8	100.8	100.8
1951	100.8	100.8	100.8	100.8	100.8	100.8	100.8	100.8	100.8	100.8	100.8	100.8
1952	101.3	101.3	101.3	101.8	101.8	101.8	101.8	101.8	102.0	103.4	103.5	103.9
1953	103.9	103.9	103.9	103.9	103.9	103.9	104.4	104.4	104.4	104.7	106.6	106.6
1954	106.6	106.6	106.6	106.6	106.6	106.6	106.6	106.6	106.6	106.6	103.9	103.9
1955	103.3	103.3	103.3	103.3	103.3	103.3	103.3	103.3	103.7	103.7	102.3	102.4
1956	102.3	102.1	98.7	98.7	97.5	96.4	97.7	97.7	97.1	97.1	97.1	97.1
1957	97.1	97.1	99.8	99.8	99.8	99.8	99.8	99.8	100.2	100.1	100.1	100.5
1958	100.5	100.5	100.5	100.7	100.7	100.7	100.7	100.7	100.7	100.7	100.7	100.7
1959	100.2	100.2	100.3	100.3	99.6	99.6	99.6	99.6	99.6	99.6	99.6	99.6
1960	99.6	99.6	99.6	102.3	103.1	103.1	103.1	103.1	102.4	101.1	95.8	95.8
1961	95.4	93.2	95.9	96.1	96.1	96.1	96.1	96.1	94.4	94.4	94.0	92.6

TOBACCO PRODUCTS AND BOTTLED BEVERAGES--CODE 14

Year	Jan.	Feb.	Mar.	Apr.	May	June	July	Aug.	Sept.	Oct.	Nov.	Dec.
Seasonal adjustment factors:												
1948	100.3	100.4	100.3	100.1	99.8	99.5	99.2	100.2	100.0	100.0	100.0	100.1
1949	100.4	100.4	100.3	100.0	99.9	99.6	99.3	100.1	100.0	100.0	100.0	100.0
1950	100.2	100.3	100.4	100.1	99.9	99.7	99.4	100.0	100.0	100.0	100.0	100.0
1951	100.0	100.0	100.3	100.3	100.1	99.8	99.6	99.7	99.8	100.0	100.0	100.0
1952	99.9	99.8	100.3	100.5	100.2	99.9	99.7	99.8	99.8	100.0	99.9	99.9
1953	99.8	99.7	100.2	100.5	100.2	100.0	99.9	99.7	99.8	100.1	100.0	99.9
1954	99.6	99.6	100.2	100.5	100.1	100.0	99.9	99.9	99.9	100.1	100.0	99.9
1955	99.8	99.6	100.0	100.4	100.0	99.9	100.2	100.0	99.9	100.1	100.0	99.9
1956	99.8	99.8	100.0	100.2	99.9	99.9	100.2	100.1	100.0	100.1	100.0	99.8
1957	99.8	99.8	100.1	100.1	99.9	99.8	100.3	100.2	100.0	100.1	100.0	99.9
1958	99.9	99.8	100.2	100.1	99.9	99.8	100.2	100.2	100.1	100.1	100.0	99.9
1959	99.8	99.8	100.2	100.1	99.9	99.8	100.3	100.2	100.1	100.1	100.0	99.9
1960	99.8	99.8	100.2	100.1	100.0	99.9	100.1	100.1	100.1	100.1	100.0	99.9
1961	99.8	99.7	100.2	100.1	100.0	99.9	100.2	100.1	100.1	100.1	99.9	99.9

Price indexes (1957-59=100):

1948	76.7	77.1	77.1	77.1	77.0	77.3	77.5	79.6	79.7	79.7	79.7	79.7
1949	79.7	79.7	79.7	79.7	79.7	79.6	79.5	79.5	79.6	79.5	79.5	79.3
1950	79.3	79.4	79.4	79.3	79.3	79.3	79.3	80.6	80.9	82.0	82.9	84.1
1951	85.3	85.3	85.3	85.3	85.3	85.3	84.9	84.8	84.8	84.8	85.1	85.1
1952	85.1	87.1	87.1	87.1	87.1	87.1	87.1	87.1	87.2	87.2	87.2	87.2
1953	87.0	87.0	89.3	89.3	89.3	89.4	89.9	89.9	90.4	91.9	91.9	91.9
1954	91.9	91.8	91.7	94.5	94.4	94.4	94.4	94.5	94.5	94.5	94.4	94.4
1955	94.4	94.6	94.6	94.6	94.6	94.6	94.6	94.7	94.7	94.7	94.7	94.7
1956	94.7	94.7	94.7	94.7	94.6	94.6	94.7	95.3	95.5	95.8	96.1	96.1
1957	96.5	96.5	96.5	96.8	96.8	97.0	99.3	99.3	99.3	99.3	99.4	99.6
1958	99.6	99.6	99.6	99.6	99.6	99.6	99.6	99.6	99.6	100.2	100.1	100.0
1959	100.0	100.3	102.8	102.8	102.8	102.8	102.8	102.6	102.5	102.4	102.4	102.4
1960	102.4	102.4	102.4	102.4	102.4	102.4	102.5	102.7	102.7	102.7	102.7	102.8
1961	102.8	102.8	102.8	102.7	102.8	102.8	103.1	103.3	103.8	103.8	103.8	103.8

SEASONAL ADJUSTMENT FACTORS AND INDEXES,
WHOLESALE PRICE INDEX--Continued

MISCELLANEOUS PRODUCTS--CODE 15

Year	Jan.	Feb.	Mar.	Apr.	May	June	July	Aug.	Sept.	Oct.	Nov.	Dec.
Seasonal adjustment factors:												
1948	100.8	98.5	100.0	101.7	101.6	99.3	102.9	98.3	99.0	97.3	99.5	100.9
1949	100.8	98.9	100.1	101.8	101.3	99.3	102.7	98.2	99.0	97.6	99.5	100.7
1950	100.7	99.4	100.2	101.7	101.2	99.5	101.9	98.5	99.0	97.9	99.3	100.5
1951	100.6	99.9	100.8	101.5	101.2	99.5	100.9	99.2	99.0	98.6	98.4	100.5
1952	100.4	100.4	100.7	101.8	101.7	99.5	100.2	99.4	98.7	98.2	98.3	100.4
1953	100.5	101.0	101.1	101.9	101.2	99.5	99.4	99.6	98.9	99.0	97.9	100.2
1954	100.5	100.7	100.6	102.0	102.3	99.7	99.2	99.7	98.7	98.5	97.8	100.1
1955	100.6	100.7	100.9	102.1	102.2	99.2	99.6	99.7	98.8	98.3	97.8	99.9
1956	100.6	100.4	101.0	102.9	102.1	99.1	100.0	99.6	98.4	97.6	97.9	100.2
1957	101.1	100.7	101.2	102.9	101.7	98.7	100.2	99.6	97.9	97.8	98.1	100.3
1958	101.3	100.5	101.2	103.4	101.6	98.9	100.0	99.3	97.7	97.3	98.3	100.5
1959	101.8	100.8	101.8	103.4	101.1	98.5	99.8	99.1	97.7	97.1	98.5	100.8
1960	101.9	100.7	101.8	103.5	101.3	98.6	99.8	98.8	97.4	96.9	98.6	101.1
1961	102.2	101.0	101.6	103.2	101.3	98.7	99.4	98.6	97.6	97.2	99.0	100.6

Price indexes (1957-59=100):

1948	129.3	116.1	115.2	116.0	113.8	115.6	110.5	102.7	103.6	99.9	105.3	106.2
1949	104.9	100.3	102.6	105.0	103.0	103.1	106.8	110.5	103.9	101.4	99.9	100.8
1950	98.8	98.0	101.4	103.8	108.2	104.4	111.5	104.6	103.5	102.1	104.9	108.2
1951	110.6	112.0	112.3	113.9	111.0	110.8	111.8	110.6	113.3	115.2	117.4	118.3
1952	119.7	120.1	117.7	118.0	116.8	116.5	113.7	117.4	116.7	116.8	113.9	113.3
1953	111.0	109.1	109.6	106.2	107.4	103.2	102.7	103.9	102.1	101.7	100.4	107.9
1954	109.0	110.8	113.1	118.9	117.7	113.3	112.0	110.3	106.8	104.2	104.5	105.6
1955	104.5	104.6	103.0	101.3	98.4	96.0	97.9	96.8	97.3	98.6	94.8	95.7
1956	96.6	95.6	95.1	99.3	103.6	100.1	98.4	98.2	96.9	96.1	98.3	98.8
1957	100.4	99.6	99.1	98.5	96.3	94.1	95.7	97.1	96.3	94.5	93.5	94.0
1958	95.2	96.2	101.6	105.4	103.7	101.0	104.8	103.0	99.7	98.3	100.4	108.7
1959	108.6	106.2	104.5	106.5	102.6	98.1	100.1	99.1	95.5	98.9	101.0	101.5
1960	102.7	100.7	101.3	102.8	98.2	98.0	97.9	96.9	98.2	97.3	97.6	99.6
1961	103.0	102.6	104.3	105.3	107.2	103.4	103.0	103.0	103.0	100.7	105.1	106.3

TOYS AND CHILDREN'S VEHICLES--CODE 15-11

Year	Jan.	Feb.	Mar.	Apr.	May	June	July	Aug.	Sept.	Oct.	Nov.	Dec.
Seasonal adjustment factors:												
1948	100.0	100.3	100.5	100.2	100.0	99.7	99.4	99.5	99.7	100.0	99.8	99.6
1949	100.0	100.3	100.6	100.3	100.1	99.7	99.5	99.7	99.8	100.1	99.8	99.8
1950	100.7	100.2	100.5	100.3	100.1	99.8	99.5	99.7	99.8	100.1	99.9	99.9
1951	100.5	99.9	100.1	100.1	100.1	99.8	99.6	99.7	99.7	100.1	99.9	100.0
1952	100.2	100.0	100.1	100.1	100.1	99.9	99.8	99.8	100.0	100.3	100.2	100.0
1953	100.0	99.8	100.0	100.0	100.1	100.0	100.0	100.0	100.0	100.1	100.2	100.0
1954	100.0	99.9	99.9	99.9	100.0	100.0	100.0	99.9	100.0	100.2	100.3	100.0
1955	100.0	100.0	99.9	99.9	100.0	100.1	100.0	99.9	100.0	100.1	100.1	99.8
1956	100.3	100.2	99.9	99.9	99.9	100.0	100.0	100.0	100.0	100.0	100.0	99.9
1957	100.4	100.3	99.9	99.9	99.9	100.0	99.9	100.0	100.0	100.0	99.9	99.9
1958	100.4	100.4	99.8	99.9	99.9	100.0	99.9	100.0	100.0	100.0	99.9	100.0
1959	100.3	100.2	100.0	100.0	99.9	99.9	99.8	100.0	100.0	100.2	100.1	99.9
1960	100.3	100.1	100.0	100.0	99.9	99.9	99.8	100.0	100.0	100.2	100.2	100.0
1961	100.1	100.0	100.0	100.1	99.9	99.8	99.7	100.1	100.0	100.2	100.3	100.0

Price indexes (1957-59=100):

1948	92.9	93.0	93.9	93.9	93.9	93.9	94.1	94.5	94.7	94.5	94.4	94.3
1949	92.0	92.3	93.1	93.0	93.0	93.0	92.4	92.4	92.4	92.9	92.9	92.8
1950	96.6	96.7	96.7	97.3	97.2	97.2	97.4	98.5	100.1	102.1	102.4	103.1
1951	104.0	104.1	105.3	105.4	105.4	104.9	104.8	104.8	104.2	103.6	102.9	102.9
1952	102.6	102.1	101.8	101.6	101.6	101.5	101.5	101.5	101.5	101.5	101.5	101.5
1953	100.9	100.9	100.9	100.9	101.3	101.3	101.3	100.9	100.9	101.1	101.0	99.4
1954	99.1	98.8	98.8	98.7	98.7	98.7	98.6	98.5	98.5	98.5	98.5	98.5
1955	98.5	98.5	98.5	98.5	98.5	98.5	98.5	98.5	98.6	98.9	99.0	99.0
1956	99.1	99.1	98.8	98.9	98.9	98.9	98.8	98.9	99.1	99.0	99.0	99.0
1957	99.1	99.1	99.0	99.0	99.0	99.0	99.0	99.0	99.1	99.3	99.3	99.3
1958	102.0	102.0	100.9	100.9	100.9	100.9	100.9	100.9	100.9	100.9	100.8	100.8
1959	100.6	100.6	99.6	99.6	99.6	99.6	99.6	99.6	99.6	99.6	99.6	100.0
1960	100.0	100.1	100.0	100.7	100.6	100.6	100.6	100.6	100.6	100.6	100.6	100.6
1961	100.0	99.8	101.4	101.3	101.1	101.1	101.1	102.3	102.3	102.9	102.9	101.3

SEASONAL ADJUSTMENT FACTORS AND INDEXES,
WHOLESALE PRICE INDEX--Continued

SPORTING AND ATHLETIC GOODS--CODE 15-12

Year	Jan.	Feb.	Mar.	Apr.	May	June	July	Aug.	Sept.	Oct.	Nov.	Dec.
Seasonal adjustment factors:												
1948	100.4	100.4	100.1	100.1	99.9	99.9	100.2	99.5	99.6	99.3	99.8	100.3
1949	100.4	100.4	100.2	100.1	99.8	99.9	100.2	99.5	99.7	99.4	99.8	100.3
1950	100.3	100.3	100.2	100.1	99.9	100.0	100.1	99.6	99.7	99.5	99.8	100.2
1951	100.2	100.2	100.0	100.2	100.1	100.0	100.1	99.6	99.8	99.6	99.8	100.1
1952	100.2	100.1	99.8	100.3	100.2	100.0	100.1	99.8	99.6	99.8	99.9	99.9
1953	100.1	99.9	99.8	100.4	100.4	100.1	99.9	99.9	99.8	99.8	99.9	100.1
1954	100.0	99.8	99.7	100.4	100.4	100.0	99.9	100.1	99.9	99.8	100.0	100.1
1955	100.0	99.8	99.7	100.3	100.3	99.9	99.8	100.1	100.1	99.7	100.0	100.1
1956	100.1	99.8	99.9	100.2	100.0	99.9	99.8	100.4	100.0	99.7	100.0	100.2
1957	100.1	100.0	100.0	100.0	100.0	99.8	99.8	100.3	100.2	99.8	100.0	100.1
1958	100.1	100.0	100.0	99.9	100.0	99.9	99.9	100.4	100.2	99.9	100.0	100.1
1959	100.1	100.1	99.9	99.9	100.0	99.9	100.0	100.3	100.1	99.9	99.9	100.0
1960	100.1	100.1	99.9	99.9	100.0	100.0	100.1	100.4	99.9	99.9	100.0	100.0
1961	100.0	100.2	99.8	99.9	100.0	100.0	100.1	100.2	100.1	99.9	99.9	100.0

Price indexes (1957-59=100):

1948	80.8	80.8	80.8	80.8	80.8	80.8	80.8	80.6	80.5	80.5	80.5	80.5
1949	80.3	80.2	80.2	80.2	80.2	80.2	80.2	79.2	78.4	78.4	81.0	81.0
1950	81.0	81.0	81.2	81.4	81.4	82.2	83.8	84.0	86.1	86.3	87.0	89.3
1951	91.2	91.9	91.9	91.9	91.9	91.9	91.9	91.9	92.4	92.4	91.7	91.8
1952	91.4	91.4	91.4	91.4	91.4	91.4	90.9	90.6	90.6	90.6	90.6	90.3
1953	90.5	90.5	90.7	92.6	93.5	92.9	93.1	93.2	93.2	93.2	93.2	93.4
1954	93.6	93.6	93.6	95.2	95.2	95.2	95.2	95.1	93.5	93.5	93.5	93.7
1955	93.6	93.1	93.3	93.3	93.3	93.3	93.3	93.8	94.4	94.4	95.5	96.4
1956	96.4	96.4	96.7	96.7	96.7	96.7	96.7	98.1	98.7	98.9	99.2	99.6
1957	99.6	99.5	99.6	99.6	99.6	99.6	99.6	100.3	101.3	100.1	100.2	100.4
1958	100.5	100.5	100.9	100.9	100.9	100.9	100.9	101.6	99.6	99.6	99.6	99.6
1959	99.4	99.7	99.0	99.0	99.2	99.3	99.5	99.9	99.9	99.9	100.0	100.1
1960	100.7	100.7	100.7	100.7	100.7	100.7	100.7	100.6	100.6	100.6	100.6	100.6
1961	100.1	100.3	99.8	99.8	99.8	99.8	99.8	99.9	99.6	99.6	99.6	99.7

MANUFACTURED ANIMAL FEEDS--CODE 15-2

Year	Jan.	Feb.	Mar.	Apr.	May	June	July	Aug.	Sept.	Oct.	Nov.	Dec.
Seasonal adjustment factors:												
1948	103.8	95.7	98.8	102.6	102.6	101.9	105.6	96.1	97.8	94.6	98.7	101.3
1949	103.2	96.6	99.3	103.0	102.3	101.5	105.4	96.2	98.0	95.2	98.8	101.0
1950	102.7	97.7	99.6	103.0	102.4	101.4	103.9	96.9	97.9	95.9	98.5	100.7
1951	100.7	99.1	101.4	102.9	102.8	99.5	102.3	98.4	98.2	97.0	96.5	100.7
1952	100.5	100.4	101.7	103.5	103.9	99.4	100.9	99.2	97.5	96.4	96.4	100.7
1953	100.7	101.9	102.4	104.0	102.8	99.1	98.9	99.3	97.8	98.1	95.5	100.1
1954	100.7	101.3	101.4	104.2	105.2	99.6	98.5	99.4	97.2	96.9	95.4	100.1
1955	101.1	101.3	102.1	104.5	105.0	98.4	99.2	99.7	97.5	96.5	95.1	99.5
1956	100.8	100.7	102.3	106.4	104.9	98.0	100.2	99.5	96.5	94.9	95.3	100.4
1957	101.9	101.1	102.7	106.6	104.1	97.1	100.5	99.4	95.3	95.3	96.0	100.5
1958	102.4	100.5	102.7	107.7	103.8	97.4	100.0	98.9	94.9	93.9	96.3	101.1
1959	103.5	101.3	104.0	107.5	102.5	96.4	99.6	98.4	95.0	93.8	96.8	101.6
1960	103.7	101.2	103.9	107.9	102.8	96.7	99.6	97.6	94.3	93.4	97.0	102.3
1961	104.5	101.9	103.5	107.1	102.7	96.9	98.8	97.2	94.7	94.1	97.8	101.2

Price indexes (1957-59=100):

1948	192.0	158.3	155.9	157.6	152.0	156.2	143.5	123.5	125.5	116.2	129.3	130.7
1949	128.0	116.9	122.7	130.6	126.0	126.3	136.1	145.1	128.9	123.0	118.3	120.4
1950	115.8	113.4	122.2	127.8	138.9	129.6	146.8	127.3	123.3	117.9	124.0	129.9
1951	133.2	136.3	137.0	140.7	133.8	133.2	135.6	132.5	139.3	144.4	149.8	152.2
1952	156.0	157.0	151.5	152.4	149.8	149.3	142.1	151.5	149.8	150.0	142.9	141.2
1953	135.4	130.6	131.4	122.7	126.0	115.8	114.4	117.6	112.9	112.1	108.9	127.5
1954	130.0	134.5	139.9	153.7	150.9	139.2	136.0	131.7	123.1	116.6	117.6	120.1
1955	117.4	118.7	114.8	110.8	103.8	97.9	102.2	99.2	100.3	103.3	93.8	95.2
1956	96.7	94.3	93.0	102.9	113.2	105.0	100.7	99.7	96.3	94.3	99.5	100.4
1957	102.9	100.7	99.6	98.2	93.0	87.7	91.3	94.3	91.9	87.4	84.9	85.9
1958	88.5	90.9	103.2	111.9	107.9	101.4	110.3	106.2	98.8	95.5	100.4	119.5
1959	119.2	113.7	110.1	114.7	106.0	95.5	99.9	97.7	89.2	97.3	102.0	102.4
1960	104.6	99.9	101.3	104.6	94.1	93.5	93.1	90.8	93.7	91.6	92.4	96.8
1961	103.2	102.5	105.4	107.2	111.1	103.8	103.2	102.8	102.6	98.2	106.2	108.6

Note: Dashes indicate that an estimated index was used for calculating the seasonal factors.

¹ Refer to Technical Appendix No. 2 for explanation of procedure for estimating prices for fresh fruits out of the market seasonally.

² Priced only in season.

³ Average of seasonal irregulars for 1956-61. Suggested for seasonal adjustment of indexes for 1962 and later years. Refer to Technical Appendix No. 3 for explanation.

⁴ Average of seasonal irregulars for 1958-61. Suggested for seasonal adjustment of indexes for 1962 and later years. Refer to Technical Appendix No. 3 for explanation.

⁵ "Steers, Good," before January 1951.

⁶ "Steers, Commercial," before June 1956.

⁷ "Cows, Medium," before January 1951.

⁸ "Calves, Good and Choice," through April 1951. "Choice and Prime," from March 1951 through May 1959.

⁹ "Lambs, Good and Choice," through April 1951. "Choice and Prime," from May 1951 through April 1959.

¹⁰ In January 1955, prices for turkeys were added to the sample for the Live Poultry product class (code 01-32). To test the effect of this sample change, the product class index was recalculated excluding the series for turkeys, and seasonal adjustment factors were constructed. The addition of turkeys to the sample had the effect of slightly narrowing the seasonal movement. The greatest difference in any month was in July of each of the last 4 years when the difference was as much as 3.4 points. To use the latest year (1961) seasonal adjustment factors for adjusting indexes for 1962 and later years seems appropriate because the 5-year average which this year represents includes the series for turkeys in all years. On the other hand, the use of the factors for each year through 1954 for adjusting price indexes for these early years does not seem inappropriate. Although the factors for some of the years before 1955 are slightly influenced by the addition of the turkey series, the effect is not great.

¹¹ In January 1958, the product class Milk for Fluid Use (code 01-51) was expanded to include the Washington, D.C., market area. To test the effect of introducing an additional milk market, the product class index was recalculated omitting the new item, and seasonal adjustment factors were constructed. The seasonal factors for this specially calculated index were very much the same as for the published index. The greatest difference in any month appeared in June 1960 and June 1961, when the factors for the specially calculated index were 0.6 points lower than the factors for the published index.

¹² In January 1960, the sample for the Meats product class (code 02-21) was expanded to include canned and other prepared meats. To test the effect of the change in sample, the product class index was recalculated, excluding the canned and other prepared meats, and seasonal adjustment factors were constructed. The sample change had little effect on the seasonal movement of the product class index. The greatest difference in any month was in January, March, and December 1960 and in December 1961, when the factors for the specially calculated index were 0.3 points higher than for the published index. In June 1961, the factor for the specially calculated index was 0.3 points lower than for the published index.

¹³ "Beef, Good," before January 1951.

¹⁴ "Beef, Commercial," before June 1956.

¹⁵ "Lamb, Good," before June 1951.

¹⁶ "Ham, smoked, fully cooked," beginning February 1962.

¹⁷ "Veal, Good," before March 1951.

¹⁸ In January 1955, prices for turkeys were added to the sample of the Processed Poultry product class (code 02-22). To test the effect of this sample change, the product class index was recalculated excluding the series for turkeys, and seasonal adjustment factors were constructed. The addition of turkeys to the sample had the effect of slightly narrowing the seasonal movement with the greatest difference no more than 1.7 points in March of each of the last few years. To use the latest year (1961) seasonal adjustment factors for adjusting indexes for 1962 and later years seems appropriate because the 5-year average which this year represents includes the series for turkeys in all years. On the other hand, the use of the factors for each year through 1954 for adjusting price indexes for these early years does not seem inappropriate. Although the factors for some of the years before 1955 are slightly influenced by the addition of the turkey series, the effect is not great.

¹⁹ In January 1958, the subgroup Dairy Products and Ice Cream (code 02-3) was expanded to include Washington, D.C., and Dallas, Texas, milk markets. To test the effect of introducing these market areas, the subgroup index was recalculated excluding the new series, and seasonal adjustment factors were constructed. The seasonal factors for this specially calculated index were generally the same as for the published index. The greatest difference in any month appeared in April and May 1960 and in April 1961, when the factors for the specially calculated index were 0.4 points lower than the factors for the published index.

²⁰ "Butter, Grade A and AA," beginning January 1962.

²¹ Gasoline, Tulsa, regular:

"73-75 octane," January 1947 through April 1949.

"80 octane," May 1949 through February 1950.

"82 octane," March 1950 through March 1953.

"84 octane," April 1953 through July 1955.

"86 octane," August 1955 through April 1956.

"88 octane," May 1956 through May 1957.

"89 octane," June 1957 through July 1959.

²²Through December 1957, the subgroup Building Paper and Board (code 09-6) contained only one product class--Insulation Board. In January 1958, another product class was added--Hardboard. Seasonal adjustment factors were constructed for the subgroup and also for the Insulation Board product class. The addition of the Hardboard product class had practically no effect on the seasonal movement of the subgroup index. The difference in the seasonal factors was as much as 0.4 in only 1 month.

²³Before January 1958, the sample for the Iron and Steel Scrap product class (code 10-12) contained only two series--No. 1 heavy melting steel scrap, Pittsburgh; and No. 1 cupola cast iron scrap, Chicago. In January 1958, the sample was expanded to include five grades of scrap and five markets. To test the effect of this expansion of the sample, the product class index was recalculated to include only the two series originally used, and seasonal adjustment factors were constructed. The seasonal movement of the two indexes did not differ greatly in timing, that is, the high and the low points for each year occurred in the same months in both indexes in 12 of the 14 years covered by this study. In 1958 and in 1959, the high factor occurred in September for the published index and in August for the specially calculated index. From 1956 forward, some of the factors differed by as much as 3.4 points. Seasonal factors based on the individual series--No. 1 heavy melting steel scrap, Pittsburgh; and No. 1 cupola cast iron scrap, Chicago, are also presented for comparison. For publication, the seasonal factors were calculated using data beginning with mid-1953, in order to avoid including the period of price stabilization which ended early in 1953.

²⁴In January 1953, pricing was instituted for several additional items in the Nonferrous Scrap product class (code 10-23). Before that, the prices for these items had been estimated but indexes were not separately published. To remove the effect of these prior estimates, the factors are based on data beginning with 1953.

²⁵The subgroup index Agricultural Machinery and Equipment (code 11-1) shows seasonal movement for the entire period. The slight increase of the movement in the latter part of the period may be the result of the use in the index of additional information on the seasonal discount structure of the industry. See also footnote 26.

²⁶Price changes for motor vehicles are customarily made annually at the date of model change. The Price Statistics Review Committee formed under a contract entered into by the Bureau of the Budget and the National Bureau of Economic Research, in July 1959, stated: "For certain commodities price changes are customarily made annually at the date of model change. In addition, there may be a seasonal pattern superimposed that reflects varying discounts from list prices. When price movements have been predominately in one direction over a period of years, care must be taken to isolate the two types of price changes to prevent the seasonally adjusted price series from smoothing the annual price change over the year rather than appearing in the month in which list prices are changed. This point becomes especially important if the direction of annual price change should be reversed." See *Government Price Statistics*, Hearings before the Subcommittee on Economic Statistics of the Joint Economic Committee, Congress of the United States, (87th Cong., 1st sess.); Pursuant to sec. 5 (a) of Public Law 304 (79th Cong.), pt. 1, January 24, 1961, p. 45, footnote 7.

This means that in time of rising prices, there is some danger that the yearend rise may all be credited to seasonality, whereas in fact, part may be the year's accumulated rise stemming from a rising trend. When the cycle turns down, the seasonal adjustment factors (influenced by data for previous years) might overstate the seasonal swings. This possibility should serve as a caution to users.

²⁷Seasonal factors are not shown for Floor Coverings (code 12-3) and Soft Surface Floor Coverings (code 12-31) because of sample changes in the soft surface floor coverings product class.

Technical Appendix No. 1: Standard Deviations of Seasonal Adjustment Factors

Evaluation of the validity of these measures of seasonal movement should take into account the available statistical tests as well as the qualitative information concerning the production, marketing, and pricing processes which underlie the individual price indexes.

Two statistical tests have been described on page 4. The standard deviation of the seasonal factor is an aid in testing whether the seasonal factor differs significantly from 100. The standard deviation of the differences in the factors is a helpful test of the significance of the month-to-month seasonal movement.

The tests themselves, however, are imprecise and other considerations must be brought to bear. For example, the tests for cabbage show that the seasonal factors are significantly different from 100 in 134 out of a possible 168 months and the month-to-month changes are significant in 34 out of a possible total of 167 months. However, it is known that vagaries of weather are such that the price highs and lows vary from one month to another, though generally occurring in the same seasons of the year. Because of this knowledge, series of this type are published even though the standard deviation is relatively high (10.62 for cabbage).

The application of the tests is illustrated in the following discussion of two specific series--All Commodities, and snap beans.

For the All Commodities index, the factors for 1961 range from 99.8 to 100.4. Only four of these factors (March, April, October, and November) differ significantly from 100.0, i.e., by as much as two standard deviations

($2 \sigma_S = 2 \times 0.12$). For 1961, the movement between months is significant only once when the difference between February and March is as much as two times the standard deviation of the difference ($2 \sigma_d$).¹² Even though the tests show little evidence of seasonality, the slight movement indicated by these seasonal factors is a better measure to apply than to assume no seasonal movement at all.

The seasonal factors for snap beans for the year 1961 range from 58.3 to 159.9. The factor for each month except May, November, and December deviates from 100.0 by as much as two standard deviations ($2 \sigma_S = 2 \times 9.66$). Seasonality is therefore indicated in these 9 months.

The test is not sensitive enough to show whether or not there is seasonality in the other 3 months. The movement between months in 1961 is more than two standard deviations ($2 \sigma_d$)¹² between January and February, May and June, and October and November.

Each month in each year should be examined with respect to the standard deviation criterion. For many series, seasonal movements were greater in the earlier years and more of the monthly factors will fall outside the limits of two standard deviations.

The following table shows the standard deviations of the seasonal factors calculated as 0.6 of the standard deviation of the final irregulars: (The standard deviations are shown to two decimal places, not because they are considered reliable to the second place but to minimize the accumulation of rounding errors in subsequent calculations.)

$$^{12}\sigma_d = \sqrt{\sigma_S^2 + \sigma_S^2} = 1.4142 \sigma_S$$

Standard Deviation of Seasonal Adjustment Factors

WPI Code	Commodity	Standard Deviation	WPI Code	Commodity	Standard Deviation
---	All Commodities	0.12	0i-51	Milk for fluid use	0.42
---	Farm products and processed foods42	01-52	Milk for manufacturing use54
---	All commodities other than farm products and foods06	01-6	Eggs	2.64
---	Durable manufactures12	01-71	Hay90
---	Nondurable manufactures18	01-73	Oilseeds	1.08
---	Durable raw or slightly processed goods	1.08	01-73-31	Soybeans	1.68
---	Nondurable raw or slightly processed goods36	---	All foods36
---	Construction materials12	02	Processed foods30
---	Farm products54	02-2	Meats, poultry, and fish90
01	Fresh and dried fruits and vegetables	1.74	02-21	Meats	1.02
01-11	Fresh fruits, 1948-March 1959	2.28	02-21-02	Beef, Choice	1.14
01-11	Fresh fruits April 1959-1961	2.28	02-21-05	Beef, Standard90
01-11-01	Apples, Delicious	2.88	02-21-11	Lamb, Choice	1.56
01-11-02	Apples, Winesap	5.34	02-21-23	Ham, smoked	1.38
01-11-21	Grapefruit, Florida, fresh	5.40	02-21-31	Pork loins, fresh	2.40
01-11-23	Lemons	4.92	02-21-41	Veal, Choice	1.20
01-11-26	Oranges, Florida	3.96	02-22	Processed poultry	1.20
01-11-27	Oranges, California	4.68	02-22-14	Broilers or fryers, processed, New York	2.10
01-13	Fresh and dried vegetables	3.00	02-22-17	Turkeys, processed, fryers-roasters	1.26
01-13-16	Cabbage	10.62	02-23	Unprocessed fin fish	2.16
01-13-26	Carrots	4.98	02-3	Dairy products and ice cream30
01-13-31	Celery	6.24	02-31-01	Milk, processed, New York area66
01-13-36	Lettuce	8.88	02-31-11	Butter, Grade A, New York66
01-13-41	Onions	7.08	02-31-21	Cheese, Cheddars	1.08
01-13-51	Sweet potatoes, New York	4.02	02-4	Canned and frozen fruits and vegetables24
01-13-61	Potatoes, white, Boston	4.44	02-51-01	Sugar, raw84
01-13-62	Potatoes, white, Chicago	4.74	02-71	Animal fats and oils, edible	2.10
01-13-63	Potatoes, white, New York	4.74	02-72	Crude vegetable oils, edible	1.74
01-13-64	Potatoes, white, Portland, Oreg.	5.16	02-73	Refined vegetable oils, edible	1.62
01-13-71	Tomatoes, fresh	12.24	02-74	Vegetable oil end products72
01-13-81	Snap beans, fresh	9.66	03	Textile products and apparel12
01-2	Grains66	03-1	Cotton products30
01-21	Barley	1.92	03-12-1	Finished cotton broadwoven fabrics, except mill finished24
01-22	Corn	1.14	03-12-2	Cotton broadwoven grey fabrics36
01-23	Oats	1.56	03-15	Cotton housefurnishings30
01-24	Rye	1.56	03-2	Wool products24
01-25	Wheat66	03-24	Wool broadwoven fabrics30
01-3	Livestock and live poultry	1.14	03-3	Manmade fiber textile products24
01-31	Livestock	1.26	03-5	Apparel12
01-31-11	Steers, Choice	1.14	03-51	Women's, misses', and juniors' apparel24
01-31-23	Steers, Standard	1.38	03-52	Men's and boys' apparel12
01-31-31	Cows, Commercial	1.56	04	Hides, skins, leather, and leather products36
01-31-51	Calves, Choice, National Stockyards	1.62	04-1	Hides and skins	1.50
01-31-61	Barrows and gilts, 200-240 lb.	2.04	04-11	Cattlehides	2.16
01-31-91	Lambs, Choice	1.80	04-12	Calfskins	2.28
01-32	Live poultry	1.62	04-13	Kipskins	2.28
01-32-61	Fryers, Del-Mar-Va	2.94	04-2	Leather72
01-32-75	Turkeys, live, fryers	2.04	04-21	Cattlehide leather96
01-41	Raw cotton78	04-22	Calf leather90
01-42	Domestic apparel wool96	04-23	Sheep and lamb leather66
01-43	Foreign apparel wool	1.14			
01-5	Fluid milk42			

Standard Deviation of Seasonal Adjustment Factors--Con.

WPI Code	Commodity	Standard Deviation	WPI Code	Commodity	Standard Deviation
04-3	Footwear (leather)	0.18	09-4	Paperboard	0.24
05	Fuels and related products, and power18	09-6	Building paper and board24
05-11	Anthracite48	10	Metals and metal products24
05-11-01	Anthracite, Chestnut, Pa. mine54	10-1	Iron and steel30
05-11-03	Anthracite, Buckwheat No. 1, Pa. mine48	10-12	Iron and steel scrap	2.46
05-12	Bituminous coal30	10-12-1-01	No. 1 heavy melting steel scrap, Pittsburgh	2.76
05-12-04	Bituminous coal, domestic, large sizes24	10-12-5-42	No. 1 cupola cast iron scrap, Chicago	1.86
05-12-05	Bituminous coal, domestic, stoker24	10-13	Semifinished steel products . .	.42
05-5	Petroleum and products30	10-14	Finished steel products30
05-61	Crude petroleum18	10-2	Nonferrous metals48
05-71	Gasoline48	10-22	Primary (nonferrous) metal refinery shapes60
05-71-03	Gasoline, Tulsa, 91 octane, regular78	10-23	Nonferrous scrap	1.38
05-72	Light distillate54	10-5	Plumbing fixtures and brass fittings24
05-72-02	Light distillate, Gulf Coast, kerosene72	10-54	Brass plumbing fittings30
05-72-03	Light distillate, Tulsa, kerosene54	10-62	Warm air furnaces18
05-73	Middle distillate60	10-66	Water heaters, domestic36
05-73-02	Middle distillate, Gulf Coast, No. 278	11	Machinery and motive products	.12
05-73-03	Middle distillate, Tulsa, No. 2 or diesel fuel78	11-1	Agricultural machinery and equipment12
05-74	Residual fuels66	11-11	Farm and garden tractors18
06	Chemicals and allied products12	11-13	Agricultural equipment12
06-31	Drug and pharmaceutical materials36	11-2	Construction machinery and equipment18
06-4	Fats and oils, inedible . . .	1.68	11-8	Motor vehicles18
06-6	Fertilizer materials24	11-81	Passenger cars18
---	Soaps36	11-82	Motor trucks18
---	Synthetic detergents42	12	Furniture and other household durables06
07	Rubber and rubber products .	.30	12-1	Household furniture12
07-11	Natural rubber	1.80	12-32	Hard surface floor coverings .	.18
07-21-01	Passenger car tires42	12-4	Household appliances12
08	Lumber and wood products .	.18	12-52	Television receivers18
08-1	Lumber18	13	Nonmetallic mineral products .	.12
08-11	Douglas fir lumber48	13-2	Concrete ingredients12
08-12	Southern pine lumber24	13-21	Sand, gravel, and crushed stone06
08-13	Other softwood lumber24	13-22	Cement18
08-14	Hardwood lumber18	13-3	Concrete products12
08-14-02	Red oak lumber, No. 1 Common54	13-4	Structural clay products18
08-31	Softwood plywood	1.08	13-6	Prepared asphalt roofing90
09	Pulp, paper, and allied products18	13-71	Building lime18
09-2	Wastepaper	2.76	13-72	Insulation materials24
09-31	Paper, except newsprint12	14	Tobacco products and bottled beverages12
			15	Miscellaneous products66
			15-11	Toys and children's vehicles18
			15-12	Sporting and athletic goods . .	.18
			15-2	Manufactured animal feeds . .	1.56

Technical Appendix No. 2: Fresh Fruits

The Group Index

In order to calculate the index for the fresh fruits product class (code 01-11) and indexes at higher levels of aggregation, prices for some fresh fruits must be estimated in months when the fruit is out of the market seasonally. Before April 1959, missing prices for individual fruits were estimated as unchanged from the last reported price. Beginning in April 1959, a new method of estimating was introduced into the WPI--missing prices were estimated on the basis of the combined movement of prices for those fresh fruits which were actually priced. Seasonal factors for the fresh fruits product class were calculated for the entire period, 1948 through 1961, using the first method of estimating (as unchanged from last reported price). These factors are shown for the period to April 1959. They are of use in adjusting the fresh fruits index for dates earlier than April 1959.

Another set of seasonal adjustment factors was calculated using the new method of estimating (based only on the combined movement of the priced items) for the entire period. These factors from April 1959 forward are shown in the table and the user will find them appropriate for adjusting the fresh fruits product class index for April 1959 and later. The Wholesale Price Indexes and their seasonal adjustment factors are shown in chart 9.

Individual Fruits Indexes

The four fresh fruits for which seasonal factors are shown are out of the market seasonally--Delicious apples, Winesap apples, Florida grapefruit, and Florida oranges. Because the BLS method of constructing seasonal adjustment factors requires data for

all months of the period under study, it was necessary to estimate price indexes for all months between pricing seasons. For these four fresh fruits, estimates of trend-cycle were used as estimates of price indexes for the out-of-season months. The estimates were made by making a straight-line interpolation between the average indexes of successive pricing seasons.

The following example describes the method of estimating indexes for the Florida grapefruit series:

1. The "pricing season" for this series was defined as October through July. August or September are "out of season" months because for the 15 years of data used for this study, actual prices were reported in August for only 7 years, and in September for only 4 years.

2. The arithmetic averages of the indexes for October of one year through July of the next year were calculated and centered on the mid-point of the season (February-March).¹³

3. A straight-line interpolation was made between the averages of adjacent pricing seasons, and the estimated indexes for August and September of each year were used as estimates for those months. These August and September estimates were used even in those scattered cases where a published index is available and seasonal factors are not shown for those months.

4. The seasonal factors were calculated in the usual way.

¹³It was necessary to estimate a price index for July of both 1958 and 1960. This was done by averaging the percent change between June and July in the other years and extending the June 1958 and June 1960 indexes accordingly.

5. The unforced seasonal factors for the pricing season (10 months in this case) of each calendar year were forced to average 100.0.

6. Standard deviations ($0.6 \sigma_I$) were then calculated for this set of adjustment factors, using data for only the months in which prices were collected.

Technical Appendix No. 3: Average of Seasonal Irregulars

For the great majority of series, the seasonal pattern has been fairly stable or has changed gradually over the years. For these series, the seasonal adjustment factors for the latest year (1961) are appropriate for analyzing price movements for 1962 and later years.

For eight series, however, there was definite seasonal movement, but high and low points were quite irregular. For these eight series, the use of an average based on the seasonal irregulars for several selected years might be more suitable than the 1961 factors for analyzing price movements for 1962 and later years. The average of seasonal irregulars was chosen rather than the average of seasonal adjustment factors in order to give equal weight to each of the

years used. Because of the BLS seasonal adjustment calculation method, averaging the seasonal adjustment factors would have given too little weight to the year at each end and too much weight to the third year from each end.

These averages are shown in the table of seasonal adjustment factors. The eight series and the years averaged are listed below:

<u>WPI Code</u>	<u>Commodity</u>	<u>Years Averaged</u>
01-11-27	Oranges, California	1956-61
01-13-16	Cabbage	1958-61
01-13-26	Carrots	1956-61
01-13-31	Celery	1958-61
01-13-36	Lettuce	1956-61
01-13-41	Onions	1956-61
01-13-71	Tomatoes, fresh	1956-61
01-13-81	Snap beans, fresh	1956-61