

UNITED STATES DEPARTMENT OF LABOR

*Frances Perkins, Secretary*

BUREAU OF LABOR STATISTICS

*Isador Lubin, Commissioner (on leave)*

*A. F. Hinrichs, Acting Commissioner*

+

# The Construction Industry in the United States

Prepared by

DIVISION OF CONSTRUCTION AND  
PUBLIC EMPLOYMENT

HERMAN B. BYER, Chief



*Bulletin No. 786*

---

For sale by the Superintendent of Documents, U. S. Government Printing Office  
Washington 25, D. C. • Price 20 cents



## Contents

|  | Page |
|--|------|
| <b>Trend of construction expenditures, 1915-43</b> .....   | 1    |
| Private versus public expenditures.....  | 3    |
| Private construction expenditures.....   | 3    |
| Public construction expenditures.....  | 5    |
| <b>Employment in the construction industry, 1929-43</b> .....  | 6    |
| Public construction employment.....  | 10   |
| Private construction employment.....   | 11   |
| <b>Volume of Federal construction, 1935-43</b> .....   | 11   |
| Trend, 1935-43.....  | 12   |
| Types of projects included in the programs.....  | 13   |
| Public Works Administration program.....   | 14   |
| WPA projects operated by Federal agencies, July 1935-December 1941.....  | 15   |
| <b>Building construction:</b>  |      |
| Trend of building construction in 257 identical cities, 1921-43.....   | 15   |
| Five leading cities.....   | 18   |
| New dwelling units.....  | 20   |
| Indexes of building construction, 1929-43.....   | 22   |
| Valuation of urban building construction, 1942 and 1943.....   | 23   |
| Comparison by type of building.....  | 24   |
| New residential buildings.....   | 24   |
| New nonresidential buildings.....  | 24   |
| Additions, alterations, and repairs.....   | 25   |
| Comparison by geographic division.....   | 25   |
| Comparison by States.....  | 30   |
| Comparison by size of city.....  | 32   |
| Comparison by months.....  | 32   |
| New dwelling units in nonfarm areas, 1942 and 1943.....  | 34   |
| Trends from 1910 through 1943.....   | 34   |
| Changes from 1942 to 1943.....   | 35   |
| Privately financed war housing.....  | 39   |
| Publicly financed war housing.....   | 40   |
| Estimated permit valuation.....  | 41   |
| Trend in private building construction costs.....  | 42   |
| <b>Appendix A.—Wages and hours in construction industry:</b>   |      |
| Table A-1.—Union wage rates per hour for selected occupations in specified cities, 1940 and 1943.....  | 45   |
| Table A-2.—Average union wage rates per hour for selected trades, 1934-43.....   | 46   |
| Table A-3.—Average weekly and hourly earnings and average hours worked per week on private building construction, and index numbers, 1934-43.....                    | 46   |
| Table A-4.—Average weekly and hourly earnings and average hours worked per week on private building construction, by selected types of work, quarterly, 1940-43..... | 47   |
| Table A-5.—Average weekly and hourly earnings and average hours worked per week on Federal construction projects, 1935-43.....                                       | 48   |
| <b>Appendix B.—Building construction in 2,707 cities, by city, 1942 and 1943</b> .....   | 49   |

## Letter of Transmittal

UNITED STATES DEPARTMENT OF LABOR,  
BUREAU OF LABOR STATISTICS,  
*Washington, D. C., June 8, 1944.*

**The SECRETARY OF LABOR:**

I have the honor to transmit herewith a statistical report showing trends in construction expenditures, employment, and volume in the United States with special reference to building construction and emphasis on activities in 1942 and 1943. This report was prepared under the general direction of Herman B. Byer, Chief of the Bureau's Division of Construction and Public Employment. The estimates and analysis of total construction expenditures and employment were prepared under the direction of Henry F. Haase, and tabulation of building-construction data was carried on under the supervision of George Schumm, who also prepared the accompanying text. Edward M. Gordon directed the tabulation of Federal construction contracts and analyzed the results.

A. F. HINRICHS, *Acting Commissioner.*

HON. FRANCES PERKINS,  
*Secretary of Labor.*

(IV)

## Construction Industry in the United States

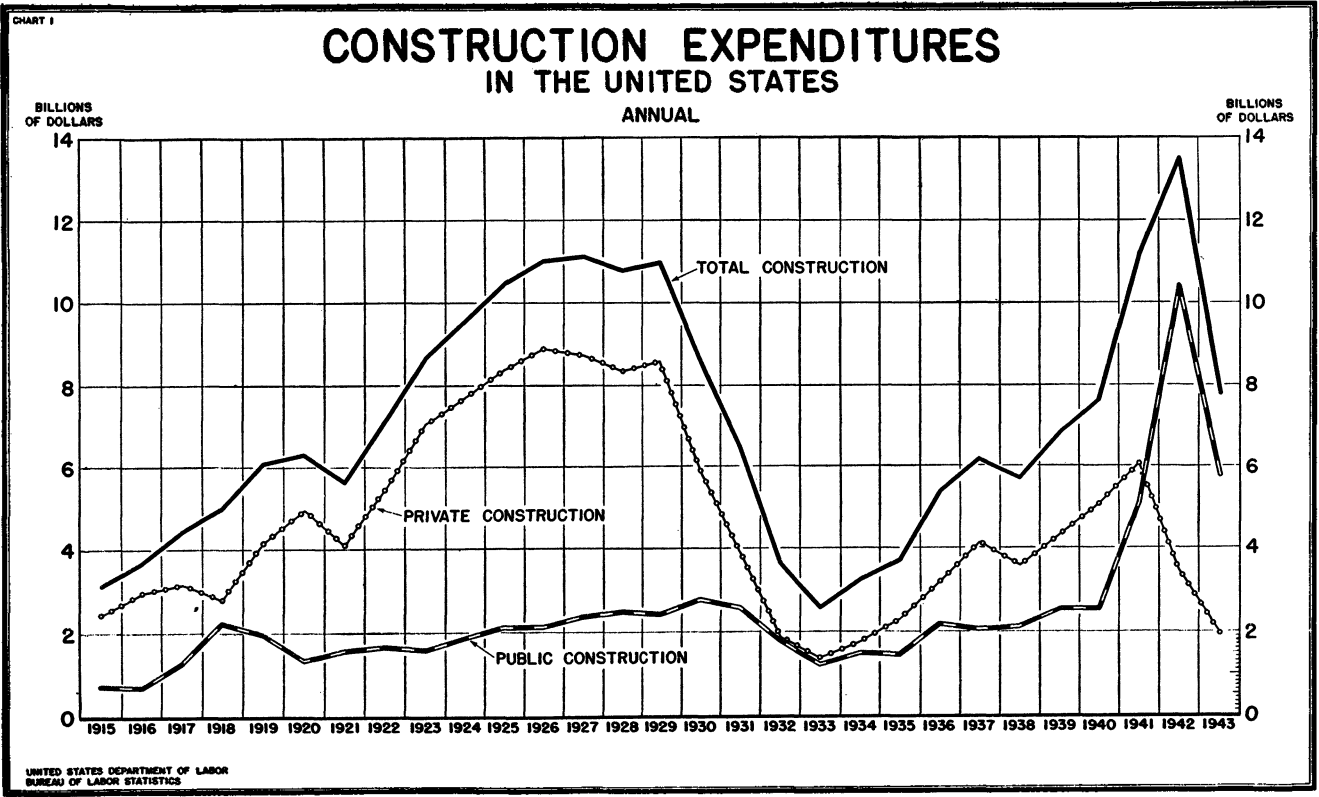
The construction industry is made up principally of general contractors, special-trade contractors, and builders. General contractors construct all or the major part of buildings and other structures on contract for owners. They sublet part of the work to special-trade contractors and usually execute the work of one or more major trades themselves. Their field of operations is divided into buildings, highways, and heavy construction, with most contractors engaging in only one of these divisions. Special-trade contractors perform the work of a single trade (or two or more related trades such as roofing and sheet-metal work) on buildings and other structures. This work is done for the general contractors in some cases, and in other cases directly for the owners. Builders construct buildings (usually residential) on their own account, for sale or for investment, and assume the coordinating responsibilities of general contractors on such projects.

Reliable statistics of construction activity, where the data relate to the period of actual expenditures rather than to the period in which the contract was let or the building permit issued, date from 1915. The available figures show that the industry is characterized by extreme year-to-year fluctuations which tend to follow closely in pattern the movements in the value of the gross national product.

Expenditures for construction are high when the value of the total national product and the levels of real income are also high, thus encouraging expenditures not only for the expansion of industrial and commercial facilities and for new housing, but also for utilities, highways, and other works and structures contributing to the general welfare. Conversely, when real income and production are low, construction activity declines and in fact descends to levels that are relatively lower than those of agricultural production and the manufacture of consumers' goods.

### Trend of Construction Expenditures, 1915-43

During the period 1915-43 construction expenditures fluctuated from about 2½ billion dollars in the depression year of 1933 to a peak of 13½ billion dollars reached in 1942, the first year of World War II. Thus, at the height of construction activity in 1942 expenditures for construction were over five times those at the depths of the depression in 1933. In contrast, though the national product also varied the most between these two years, in 1942 it was only slightly less than three times the figure for 1933, 152 billion as compared with 55 billion dollars.



### *Private versus Public Construction Expenditures*

Expenditures for private construction, except for the war years of 1917 through 1919, comprised approximately 80 percent of all expenditures from 1915 through 1929. Thereafter until 1932 expenditures for private work progressively made up a smaller part of the total, and in 1932 and 1933 accounted for only half. Between 1934 and 1940, however, privately financed construction became increasingly more important in the total, although much less so than in the years prior to 1930. Extensive Federal expenditures for useful public works during this period were responsible for the greater relative importance of public expenditures as compared with the earlier period.

By 1940 expenditures on private work were accounting for two-thirds of all construction expenditures, but in 1941 this proportion began to decrease and in 1942 and 1943—war years which saw rapid expansion in the volume of publicly financed industrial and naval facilities together with contraction of all types of private construction—private work accounted for only one-fourth of all construction expenditures.

### *Private Construction Expenditures*

Always acutely responsive to economic conditions, private construction expenditures reached a peak of almost 9 billion dollars in 1926, or more than six times the expenditures in 1933 when they were at their lowest level in the last three decades. The dollar volume of private work increased practically every year between 1918 and 1926 and, beginning with 1925 and extending through 1929, more than 8 billion dollars' worth of private construction was placed each year. Volume fell off rapidly after 1929 and has never again approached the levels of the late twenties. An upward trend beginning in 1934 was reversed in 1942 when, under the wartime pressure of manpower and material shortages, all nonessential construction activity was halted.<sup>1</sup>

Nonfarm residential building usually accounts for approximately half of all private construction activity, the only exceptions since 1915 being during and immediately following the first World War and in the early thirties when this type of work accounted for less than 40 percent of the total. Average annual expenditures for the 29-year period were over 2.1 billion dollars and represented 45 percent of all private expenditures. Peak activity occurred in 1925 and 1926 when over 4½ billion dollars was spent annually for private nonfarm housing, or 11 times the low point of 1933, when only slightly over 400 million dollars was expended.

Over one-quarter of the expenditures between 1915 and 1943 for privately financed construction went for nonresidential structures in nonfarm areas. This class of construction is comprised chiefly of commercial and industrial buildings, but also includes religious, private educational, and social buildings as well as privately owned utility buildings. Expenditures for this type of work reached their peak of 2.8 billion dollars in 1929, somewhat later than the peak for residential construction.

<sup>1</sup> Conservation Order No. L-41, issued by the War Production Board and effective April 9, 1942, was designed to conserve scarce materials "by allocating them to essential uses and restricting their use in non-essential construction."

**TABLE 1.—Estimated Construction Expenditures in Continental United States, 1915–43<sup>1</sup>**  
 [In millions of dollars]

| Year | Function and ownership |                      |                        |                              |                   |                 |                |                     |             |                 |                    |          |                      |                              |
|------|------------------------|----------------------|------------------------|------------------------------|-------------------|-----------------|----------------|---------------------|-------------|-----------------|--------------------|----------|----------------------|------------------------------|
|      | Total new construction | Private construction |                        |                              |                   |                 |                | Public construction |             |                 |                    |          | Other public         |                              |
|      |                        | Total                | Residential (non-farm) | Non-residential <sup>2</sup> | Farm <sup>3</sup> |                 | Public-utility | Total               | Residential | Non-residential | Military and naval | High-way |                      |                              |
|      |                        |                      |                        |                              | Residential       | Non-residential |                |                     |             |                 |                    |          | Federal <sup>4</sup> | State and local <sup>5</sup> |
| 1915 | 3,136                  | 2,421                | 990                    | 424                          | 195               | 270             | 542            | 715                 | 0           | 217             | 17                 | 298      | 37                   | 146                          |
| 1916 | 3,677                  | 2,974                | 1,110                  | 639                          | 245               | 335             | 645            | 703                 | 0           | 207             | 21                 | 308      | 29                   | 138                          |
| 1917 | 4,420                  | 3,147                | 940                    | 712                          | 300               | 415             | 780            | 1,273               | 0           | 192             | 608                | 313      | 28                   | 132                          |
| 1918 | 5,015                  | 2,784                | 720                    | 638                          | 310               | 425             | 691            | 2,231               | 28          | 199             | 1,555              | 288      | 30                   | 131                          |
| 1919 | 6,121                  | 4,158                | 1,600                  | 956                          | 395               | 545             | 662            | 1,963               | 14          | 246             | 1,089              | 415      | 40                   | 159                          |
| 1920 | 6,310                  | 4,976                | 1,609                  | 1,743                        | 355               | 510             | 759            | 1,334               | 0           | 283             | 161                | 640      | 56                   | 194                          |
| 1921 | 5,640                  | 4,091                | 1,759                  | 1,329                        | 170               | 245             | 588            | 1,549               | 0           | 386             | 49                 | 840      | 53                   | 221                          |
| 1922 | 7,110                  | 5,454                | 2,833                  | 1,373                        | 202               | 293             | 753            | 1,656               | 0           | 480             | 25                 | 851      | 50                   | 250                          |
| 1923 | 8,684                  | 7,086                | 3,757                  | 1,560                        | 272               | 341             | 1,156          | 1,598               | 0           | 482             | 16                 | 782      | 67                   | 251                          |
| 1924 | 9,572                  | 7,710                | 4,300                  | 1,528                        | 259               | 324             | 1,299          | 1,862               | 0           | 494             | 9                  | 951      | 80                   | 328                          |
| 1925 | 10,476                 | 8,368                | 4,584                  | 1,938                        | 262               | 327             | 1,257          | 2,108               | 0           | 573             | 8                  | 1,056    | 74                   | 397                          |
| 1926 | 11,023                 | 8,910                | 4,591                  | 2,381                        | 254               | 317             | 1,367          | 2,113               | 0           | 603             | 11                 | 1,039    | 64                   | 396                          |
| 1927 | 11,117                 | 8,749                | 4,289                  | 2,414                        | 287               | 356             | 1,403          | 2,368               | 0           | 596             | 12                 | 1,190    | 65                   | 505                          |
| 1928 | 10,803                 | 8,341                | 3,961                  | 2,425                        | 278               | 347             | 1,330          | 2,462               | 0           | 638             | 15                 | 1,270    | 82                   | 457                          |
| 1929 | 10,998                 | 8,587                | 3,562                  | 2,831                        | 283               | 348             | 1,563          | 2,411               | 0           | 642             | 19                 | 1,248    | 99                   | 403                          |
| 1930 | 8,679                  | 5,902                | 1,790                  | 2,169                        | 199               | 232             | 1,512          | 2,777               | 0           | 647             | 29                 | 1,481    | 120                  | 500                          |
| 1931 | 6,521                  | 3,944                | 1,460                  | 1,270                        | 128               | 139             | 947            | 2,574               | 0           | 591             | 40                 | 1,323    | 144                  | 479                          |
| 1932 | 3,655                  | 1,861                | 638                    | 621                          | 69                | 71              | 462            | 1,790               | 0           | 408             | 34                 | 916      | 145                  | 291                          |
| 1933 | 2,599                  | 1,333                | 413                    | 531                          | 95                | 99              | 245            | 1,216               | 0           | 191             | 36                 | 675      | 172                  | 142                          |
| 1934 | 3,261                  | 1,775                | 591                    | 632                          | 120               | 125             | 307            | 1,486               | 1           | 207             | 47                 | 821      | 253                  | 157                          |
| 1935 | 3,731                  | 2,282                | 913                    | 646                          | 175               | 210             | 338            | 1,440               | 9           | 260             | 37                 | 622      | 325                  | 196                          |
| 1936 | 5,368                  | 3,194                | 1,368                  | 947                          | 190               | 225             | 464            | 2,174               | 61          | 546             | 29                 | 876      | 343                  | 319                          |
| 1937 | 6,173                  | 4,135                | 1,655                  | 1,362                        | 223               | 275             | 620            | 2,038               | 93          | 467             | 37                 | 850      | 316                  | 275                          |
| 1938 | 5,694                  | 3,608                | 1,767                  | 902                          | 197               | 250             | 492            | 2,086               | 35          | 571             | 62                 | 837      | 308                  | 273                          |
| 1939 | 6,850                  | 4,304                | 2,406                  | 879                          | 235               | 295             | 489            | 2,546               | 65          | 834             | 128                | 791      | 329                  | 399                          |
| 1940 | 7,602                  | 5,053                | 2,659                  | 1,159                        | 250               | 320             | 665            | 2,549               | 199         | 519             | 385                | 819      | 346                  | 281                          |
| 1941 | 11,163                 | 6,087                | 3,091                  | 1,484                        | 300               | 415             | 797            | 5,076               | 429         | 1,543           | 1,614              | 790      | 421                  | 279                          |
| 1942 | 13,486                 | 3,474                | 1,471                  | 866                          | 185               | 315             | 637            | 10,372              | 542         | 3,621           | 4,907              | 678      | 401                  | 163                          |
| 1943 | 7,764                  | 1,985                | 809                    | 408                          | 98                | 194             | 476            | 5,779               | 644         | 1,755           | 2,439              | 407      | 421                  | 113                          |

<sup>1</sup> Unless otherwise stated estimates include expenditures for new construction, and major additions and alterations, but exclude expenditures for repairs, maintenance, and work-relief construction. Estimates from 1915 through 1938, except for farm construction, are from Bureau of Foreign and Domestic Commerce Series "Construction Activity in Continental United States."

<sup>2</sup> Data for 1929 and subsequent years have been adjusted to include repair work, for which building permits are generally issued.

<sup>3</sup> Farm construction from 1915 through 1941 estimated by Bureau of Agricultural Economics, U. S. Department of Agriculture; includes expenditures for maintenance work.

<sup>4</sup> Mainly river, harbor, flood-control, reclamation, and power projects.

<sup>5</sup> Includes water supply, sewage disposal, and miscellaneous public-service enterprises.

Expenditures for commercial buildings in 1929 were close to the 1927 peak of over 1¼ billion dollars while construction of industrial buildings in 1929 amounted to almost 800 million dollars, more than in any year since 1920. Fluctuations in the annual expenditures for nonresidential buildings have been less extreme than for residential buildings. The smallest annual total, 408 million dollars in 1943, was about a seventh of the peak, as compared to one-eleventh for residential buildings.

Construction by privately owned public utilities, except for buildings, constituted the third largest class of construction expenditures, accounting for 18 percent of the private total between 1915 and 1943. These expenditures reached their peak of 1.6 billion dollars in 1929, the same year as for nonresidential building, and then remained close



to the peak through 1930 when all other classes of construction were falling sharply. By 1933, however, expenditures were at a low of 245 million dollars and have not since exceeded 800 million dollars.

Expenditures for farm construction, least important of the 4 classes of private construction in point of dollar volume, were greatest during the war and post-war farm boom of 1917-20, when farm construction expenditures averaged 814 million dollars annually. Only once since that time, in 1941, has the annual volume exceeded 700 million dollars. On the other hand, the annual volume fell below 400 million dollars only during the early thirties and in 1943.

### *Public Construction Expenditures*

During all except war years, expenditures for publicly financed construction have fluctuated within much narrower limits than those for private construction. In 1933, the year of least activity since 1916, public construction expenditures aggregated 1.2 billion dollars, or almost half of the peacetime peak of 2.8 billion dollars. Public expenditures tripled between 1916 and 1918 during World War I, and in 1942 during World War II expenditures reached 4 times the 1940 total, or 10.4 billion dollars.

Highway construction normally has accounted for a larger part of the public total than any of the other classes, varying from somewhat more than half during most of the twenties to about a third in the late thirties. Annual expenditures exceeded a billion dollars each year between 1925 and 1931, approaching 1½ billion dollars in 1930. Since 1931, however, the volume ranged from 600 to slightly over 900 million dollars annually until 1943 when because of the war the total declined to about 400 million dollars.

During war periods, military and naval construction, normally unimportant, overshadows all other classes of public construction. In 1918, military and naval construction aggregated 1.6 billion dollars, well over two-thirds of the public total. In 1942, expenditures totaled 5 billion dollars or almost half of the public total. The decreased relative importance of direct military and naval construction in the current war as compared to World War I is explained by the fact that in 1917-18 comparatively little was spent for the expansion of industrial facilities except shipyards, while in 1941-43 expenditures for such expansion approached the volume for direct military and naval construction. In 1942, public nonresidential building construction cost 3.6 billion dollars or about six times the average amount spent annually during the late twenties and late thirties when expenditures were at their previous peaks.

As with nonresidential building, very small public expenditures were made during World War I for residential construction, 42 million dollars in all. In comparison, under the slum clearance program of the late thirties, 263 million dollars was spent for residential buildings through 1939; since that time over a span of only 4 years 1.8 billion dollars has been spent, almost entirely for war housing.

Public construction, other than the types already discussed, consisting mainly of river, harbor, and flood control; reclamation; and power projects carried on by the Federal Government, has been growing in volume since 1915. In 1920, expenditures for this kind of work totaled 56 million dollars, but by 1930 they had more than doubled,

reaching 120 million dollars, and since 1940 have aggregated about 400 million dollars annually. Even during the early depression years of the thirties, before the establishment of the Public Works Administration, when practically all other types of construction were being curtailed, expenditures for this class increased in volume each year.

State and local expenditures for construction, such as water and sewerage projects and other public services, have averaged over 250 million dollars annually for the last 29 years, ranging from 113 million dollars in 1943 to 505 million dollars in 1927.

## Employment in the Construction Industry, 1929-43

Approximately 1½ million workers were released from construction work between August 1942 and December 1943. This major withdrawal from the construction industry was the result of completion of the major portion of the war construction programs and tight Government control over materials for nonwar projects. During the 16-month period construction employment decreased by nearly two-thirds from 2,579,000 to 905,000. Public construction employment declined from its peak of nearly 2 million workers in August 1942 to 842,000 a year later and by the end of 1943 amounted only to somewhat over half a million. Employment on private projects started to decrease in the middle of 1941, dropping from about 1,800,000 to 629,000 by August 1942 when public employment was at its height. It then fell off to only 384,000 by December 1943.

Construction employment is an exaggerated barometer of the trend in the national economy, for in prosperous peacetime years it comprises a much greater proportion of total nonagricultural employment than in depression years, showing that the industry is affected so directly by good or bad times that employment increases or falls off proportionately more than in industry as a whole.

Employment on the site of construction projects was over 8 percent of the total estimated nonagricultural employment of 31.1 millions in 1929. After this boom year the proportion of site construction employment to total nonagricultural employment dropped each year to an average of 4.5 percent in the depression years 1933-35. Construction employment rose again in importance in the total nonagricultural labor force beginning with 1936, so that between 1936 and 1940 construction site workers comprised about 6 percent of all nonagricultural workers and in 1941, 6.9 percent. Total industrial employment rose so steeply in 1942, however, that construction this time did not keep pace in spite of the fact that the industry was experiencing its most prosperous year in at least three decades. Site construction workers in 1942 accounted for but 5.8 percent of all the nonagricultural workers employed. Although times were good, restraints on nonessential construction activity instituted in 1942 and completion of the major part of the war construction program caused employment in the construction industry to fall off so heavily in 1943 as to comprise in that year only 3.4 percent of the nonagricultural employed labor force.

TABLE 2.—Estimated Construction Employment in the United States, 1929–43<sup>1</sup>  
[Subject to revision]

| Year and month     | Average monthly employment (thousands of persons) |        |         | Year and month     | Average monthly employment (thousands of persons) |        |         |
|--------------------|---|--------|---------|--------------------|---|--------|---------|
|                    | Total   | Public | Private |                    | Total   | Public | Private |
| 1929.....          | 2,508   | 511    | 1,997   | 1941—Continued.    |   |        |         |
| 1930.....          | 2,102   | 615    | 1,487   | February.....      | 2,047   | 967    | 1,080   |
| 1931.....          | 1,759   | 639    | 1,120   | March.....         | 2,078   | 980    | 1,098   |
| 1932.....          | 1,165   | 568    | 597     | April.....         | 2,216   | 941    | 1,275   |
| 1933.....          | 976   | 524    | 452     | May.....           | 2,448   | 953    | 1,495   |
| 1934.....          | 1,151   | 613    | 538     | June.....          | 2,615   | 922    | 1,693   |
| 1935.....          | 1,292   | 612    | 680     | July.....          | 2,774   | 975    | 1,799   |
| 1936.....          | 1,763   | 843    | 920     | August.....        | 2,863   | 1,098  | 1,765   |
| 1937.....          | 1,778   | 724    | 1,054   | September.....     | 2,879   | 1,200  | 1,679   |
| 1938.....          | 1,524   | 606    | 918     | October.....       | 2,693   | 1,154  | 1,544   |
| 1939: Average..... | 1,909   | 728    | 1,181   | November.....      | 2,498   | 1,103  | 1,395   |
| January.....       | 1,532   | 608    | 974     | December.....      | 2,160   | 1,003  | 1,157   |
| February.....      | 1,564   | 596    | 968     | 1942: Average..... | 2,214   | 1,488  | 726     |
| March.....         | 1,552   | 599    | 953     | January.....       | 1,960   | 1,007  | 953     |
| April.....         | 1,813   | 695    | 1,118   | February.....      | 1,902   | 996    | 906     |
| May.....           | 1,973   | 775    | 1,198   | March.....         | 1,912   | 1,044  | 868     |
| June.....          | 2,144   | 852    | 1,292   | April.....         | 2,106   | 1,170  | 936     |
| July.....          | 2,249   | 863    | 1,386   | May.....           | 2,251   | 1,355  | 896     |
| August.....        | 2,276   | 861    | 1,415   | June.....          | 2,292   | 1,322  | 770     |
| September.....     | 2,215   | 829    | 1,386   | July.....          | 2,453   | 1,788  | 665     |
| October.....       | 2,035   | 782    | 1,253   | August.....        | 2,579   | 1,950  | 629     |
| November.....      | 1,853   | 698    | 1,155   | September.....     | 2,469   | 1,883  | 586     |
| December.....      | 1,650   | 577    | 1,073   | October.....       | 2,400   | 1,843  | 557     |
| 1940: Average..... | 1,916   | 596    | 1,320   | November.....      | 2,262   | 1,749  | 513     |
| January.....       | 1,420   | 425    | 995     | December.....      | 1,987   | 1,651  | 436     |
| February.....      | 1,367   | 386    | 981     | 1943: Average..... | 1,338   | 957    | 381     |
| March.....         | 1,418   | 427    | 991     | January.....       | 1,827   | 1,432  | 395     |
| April.....         | 1,657   | 488    | 1,169   | February.....      | 1,653   | 1,297  | 356     |
| May.....           | 1,872   | 552    | 1,320   | March.....         | 1,551   | 1,220  | 331     |
| June.....          | 2,090   | 589    | 1,501   | April.....         | 1,432   | 1,138  | 344     |
| July.....          | 2,210   | 615    | 1,595   | May.....           | 1,465   | 1,103  | 362     |
| August.....        | 2,228   | 617    | 1,615   | June.....          | 1,365   | 991    | 374     |
| September.....     | 2,220   | 623    | 1,593   | July.....          | 1,301   | 909    | 392     |
| October.....       | 2,146   | 692    | 1,454   | August.....        | 1,254   | 842    | 412     |
| November.....      | 2,186   | 833    | 1,353   | September.....     | 1,177   | 762    | 415     |
| December.....      | 2,173   | 897    | 1,276   | October.....       | 1,083   | 679    | 404     |
| 1941: Average..... | 2,446   | 1,023  | 1,423   | November.....      | 996   | 595    | 401     |
| January.....       | 2,073   | 973    | 1,100   | December.....      | 905   | 521    | 384     |

<sup>1</sup> Employment as presented covers wage earners, salaried employees, and special-trade contractors actively engaged in construction work. Includes new construction and major additions, alterations and repairs. Excludes workers engaged on maintenance.

Throughout the 15-year period 1929–43 the construction industry approached a peak of about 2½ million workers in only 2 years—1929 and 1941. Employment in the industry was at its lowest in 1933 when somewhat less than a million workers were employed. Though the seasonality characteristic, especially of private construction activity, leads to extensive accessions and lay-offs within the year, the industry has probably never experienced such sweeping employment cut-backs as occurred between 1942 and 1943. The tremendous upsurge and downsweep in employment in the brief 3-year period 1941–43 reveals strikingly the capacity and flexibility of the construction industry.

In the peacetime period of the last 15 years private construction activity has ordinarily claimed a greater proportion of the workers than public construction except in time of depression. In the war years 1942 and 1943, however, public construction projects employed well over two-thirds of all the workers. Only in 1933 and 1934 was this situation even approached within the period under consideration, when 53 percent of construction employees were on public works.

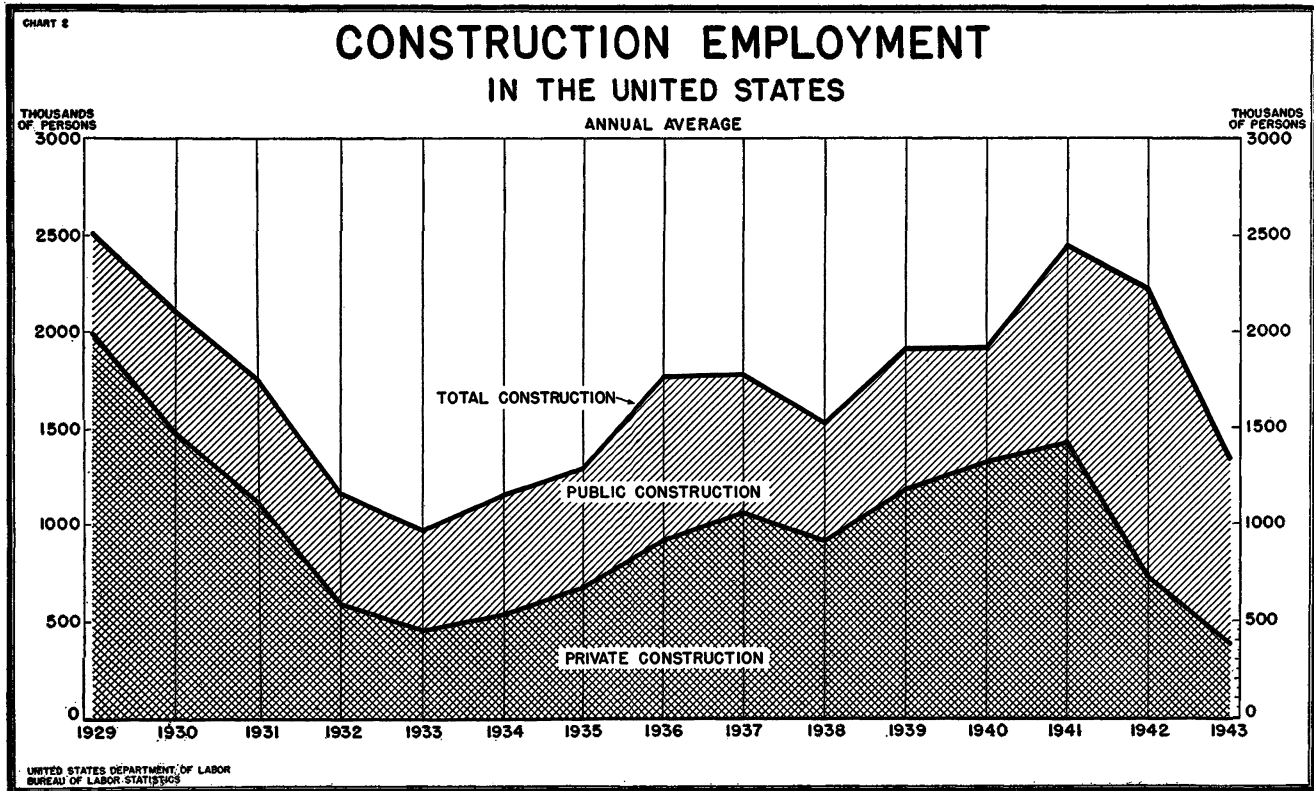
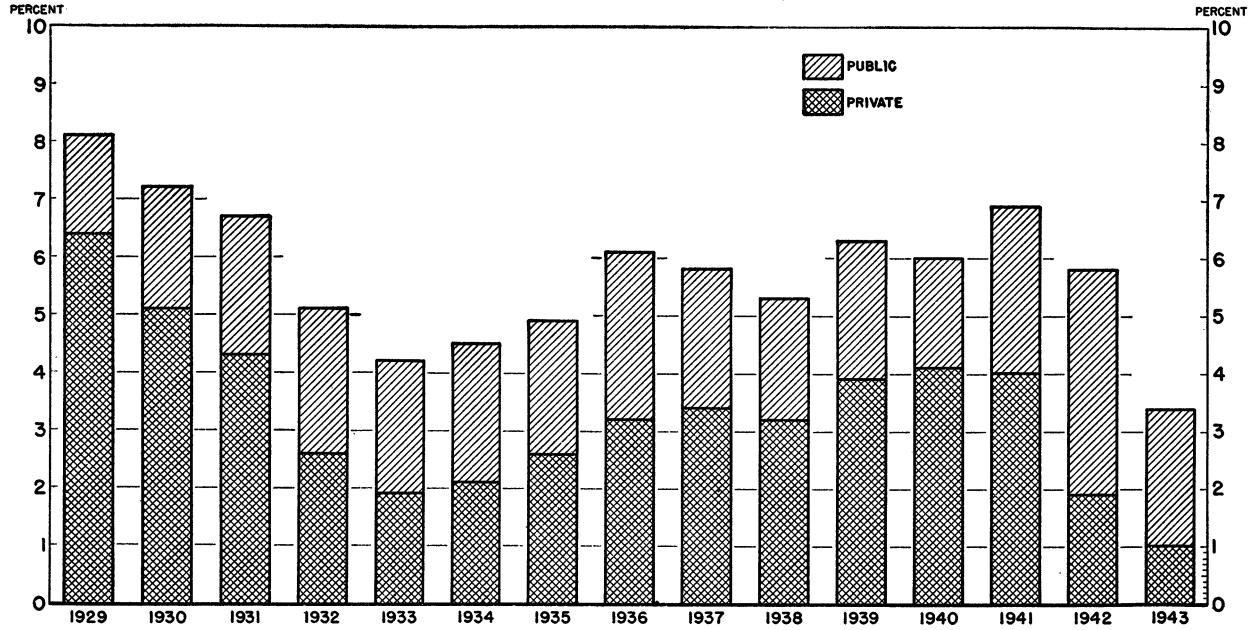


CHART 3

# CONSTRUCTION EMPLOYMENT AS A PERCENTAGE OF EMPLOYMENT IN NONAGRICULTURAL ESTABLISHMENTS



UNITED STATES DEPARTMENT OF LABOR  
BUREAU OF LABOR STATISTICS

**TABLE 3.—Estimated Construction Employment in Continental United States Compared with Employment in Nonagricultural Establishments, 1929–43**

| Year      | Average number of employees in nonagricultural establishments (in thousands) | Average number of construction employees <sup>1</sup> (in thousands) | Percent of construction employment on— |                  | Construction employment as percent of employment in nonagricultural establishments |        |         |
|-----------|--|--|--|------------------|--|--------|---------|
|           |  |  | Public projects                        | Private projects | Total  | Public | Private |
| 1929..... | 31, 149  | 2, 508   | 20.4                                   | 79.6             | 8.1  | 1.7    | 6.4     |
| 1930..... | 28, 996  | 2, 102   | 29.3                                   | 70.7             | 7.2  | 2.1    | 5.1     |
| 1931..... | 26, 125  | 1, 759   | 36.3                                   | 63.7             | 6.7  | 2.4    | 4.3     |
| 1932..... | 22, 921  | 1, 165   | 48.8                                   | 51.2             | 5.1  | 2.5    | 2.6     |
| 1933..... | 23, 060  | 976  | 53.7                                   | 46.3             | 4.2  | 2.3    | 1.9     |
| 1934..... | 25, 449  | 1, 151   | 53.3                                   | 46.7             | 4.5  | 2.4    | 2.1     |
| 1935..... | 26, 599  | 1, 292   | 47.4                                   | 52.6             | 4.9  | 2.3    | 2.6     |
| 1936..... | 28, 809  | 1, 763   | 47.8                                   | 52.2             | 6.1  | 2.9    | 3.2     |
| 1937..... | 30, 627  | 1, 778   | 40.7                                   | 59.3             | 5.8  | 2.4    | 3.4     |
| 1938..... | 28, 686  | 1, 524   | 39.8                                   | 60.2             | 5.3  | 2.1    | 3.2     |
| 1939..... | 30, 353  | 1, 909   | 38.1                                   | 61.9             | 6.2  | 2.4    | 3.9     |
| 1940..... | 31, 784  | 1, 916   | 31.1                                   | 68.9             | 6.0  | 1.9    | 4.1     |
| 1941..... | 35, 668  | 2, 446   | 41.8                                   | 58.2             | 6.9  | 2.9    | 4.0     |
| 1942..... | 38, 447  | 2, 214   | 67.2                                   | 32.8             | 5.8  | 3.9    | 1.9     |
| 1943..... | 39, 728  | 1, 338   | 71.5                                   | 28.5             | 3.4  | 2.4    | 1.0     |

<sup>1</sup> Employment as presented covers wage earners, salaried employees, and special-trade contractors actively engaged in construction work. Includes new construction and major additions, alterations, and repairs. Excludes workers engaged on maintenance.

### *Public Construction Employment*

Average annual employment on public construction projects from 1929 through 1940 showed relatively little fluctuation, the lowest figure, 511,000, occurring in 1929 and the highest, 843,000, in 1936. The level of construction employment was maintained through the depression and recovery years by Public Works Administration projects which were responsible for most of the public construction employment for the 6 years 1933 through 1938. In 1939, also, the school or educational building construction program sponsored by PWA gave employment to a large portion of construction workers. Though public construction employment was lower than usual early in 1940 because of curtailment of PWA activities, passage of the Selective Service Act, resulting in the necessity for building camps and other military facilities, increased employment by 472,000 between January and the following December, a movement contrary to normal seasonal trends.

The increase in public construction employment continued, subject to slight monthly fluctuations, through September 1941 to the heretofore unprecedented level of 1,200,000 persons. Though a gradual monthly decline followed, the average of 1,023,000 workers on public construction projects in 1941 was 72 percent greater than in 1940.

Construction of shipways, housing, factories, and military facilities, begun in 1941 and speeded up after the United States entered the war, required even greater public construction employment in 1942. Between February and August 954,000 persons were added, an average monthly increment of 159,000 employees. The greatest addition in one month was 266,000, an increase of 17 percent between June and July 1942. After the 12-year peak of 1,950,000 reported for August 1942, the decline in employment was rapid and consistent during the

rest of 1942 and throughout 1943. In fact, the decrease in 1943 released an average of almost 86,000 persons per month. Average employment on public construction for the year was 957,000 compared with the unprecedented 1942 figure of 1,488,000. More than 90 percent of the publicly financed war construction program had been completed by the end of 1943.

### *Private Construction Employment*

Construction employment on private projects from 1929 through 1941 follows closely the business activity of the Nation. Employment in the boom year of 1929 averaged nearly 2 million, falling off to a little over one-fifth of this in 1933, the lowest year in the depression phase of the business activity cycle. The 4 following years showed increased employment each successive year, averaging 962,000 by 1937. The recession year of 1938, however, saw a decline to 858,000. With recovery and growing economic prosperity, average employment on private construction projects rose steeply to 1,181,000 in 1939, and then to 1,320,000 in 1940 and 1,423,000 in 1941. The high employment in 1929 was never attained, however, for late in 1941 control of materials and restrictions on private projects were imposed to assure materials and men for war production. Private construction employment then decreased sharply to an average of 726,000 workers in 1942, slightly over half the average for 1941. The decline of almost 50 percent to 381,000 in 1943 gave employment to 7 percent fewer workers than in the depression year of 1933.

The best month for private construction employment in the years for which monthly data are available, 1939 to 1943, was July 1941 when 1,799,000 persons were engaged on private construction projects. This was over five times the employment in the worst month, March 1943, when the figure was 331,000. The decrease over this 20-month interim totaled nearly 1½ million workers, an average monthly decline of 73,000.

### **Volume of Federal Construction, 1935-43 <sup>2</sup>**

During the 9-year period January 1935 to December 1943, contracts were awarded and force-account work <sup>3</sup> was started in excess of 26 billion dollars on construction projects financed wholly or partially from Federal funds. Of this amount about 15 billion dollars, considerably more than half, was for nonresidential building construction; the remainder, 11 billion dollars, was spent for such construction projects as highways and roads, housing, airports, bridges, reclamation, and water supply and sewerage systems, to mention but a few. Four emergency or special construction programs were either in operation or introduced within the 9-year period covered, in addition to projects financed from regular Federal appropriations. The first and largest of these was the Public Works Administration program started

<sup>2</sup> This section was included in an article of the same title in the Monthly Labor Review for June 1944 (pp. 1309-1313).

<sup>3</sup> Construction work by force account under a Federal agency is work conducted directly by that agency without benefit of contract. The workers are usually employed for a specific project at completion of which their services may be terminated. Figures presented in this section of the bulletin relate to the value of contracts awarded or force-account work started by Federal agencies. Figures covering actual expenditures on all public works, State and local as well as Federal, are given in the section "Trend of construction expenditures," pp. 1 to 6.

in July 1933 and practically completed by December 1941. The next largest was made up of other than work-relief projects operated by other Federal agencies but financed from Work Projects Administration funds. This program was in effect during the period July 1935 to December 1941. The other two programs were the low-rent housing projects under the United States Housing Authority, and the War Public Works program begun in late 1941 and still in operation, covering construction of schools, water systems, sewer systems, and various other types of facility needed in crowded war areas.

**TABLE 4.—Value of Contracts Awarded and Force-Account Work Started on Construction Projects Financed Wholly or Partially From Federal Funds, 1935–43**

(In thousands of dollars)

| Type of project                       | Total,<br>1935-43         | 1943                     | 1942                     | 1941                     | 1940                     |
|---------------------------------------|---------------------------|--------------------------|--------------------------|--------------------------|--------------------------|
| All types of projects .....           | <sup>1</sup> 26, 158, 527 | <sup>1</sup> 2, 490, 800 | <sup>1</sup> 7, 814, 446 | <sup>1</sup> 6, 014, 091 | <sup>1</sup> 2, 394, 938 |
| Airport construction.....             | 1, 452, 783               | 232, 315                 | 579, 176                 | 499, 427                 | 137, 112                 |
| Building construction:                |                           |                          |                          |                          |                          |
| Residential.....                      | 1, 831, 695               | 363, 887                 | 549, 472                 | 322, 248                 | 244, 671                 |
| Nonresidential.....                   | 14, 654, 131              | 1, 337, 002              | 5, 580, 917              | 4, 099, 883              | 1, 293, 239              |
| Electrification.....                  | 605, 435                  | 23, 679                  | 71, 487                  | 86, 680                  | 96, 039                  |
| Heavy engineering <sup>4</sup> .....  | 712, 729                  | 35, 000                  | 51, 000                  | 288, 636                 | 22, 120                  |
| Public roads.....                     | 2, 784, 624               | 130, 290                 | 211, 901                 | 412, 288                 | 337, 635                 |
| Reclamation.....                      | 940, 614                  | 97, 129                  | 150, 708                 | 41, 880                  | 69, 028                  |
| River, harbor, and flood control..... | 1, 116, 342               | 54, 017                  | 67, 087                  | 157, 804                 | 128, 561                 |
| Streets and roads, n. e. c.....       | 516, 713                  | 30, 582                  | 136, 087                 | 34, 615                  | 26, 413                  |
| Water and sewerage.....               | 831, 559                  | 37, 682                  | 152, 343                 | 23, 672                  | 16, 809                  |
| Miscellaneous <sup>5</sup> .....      | 711, 902                  | 149, 217                 | 264, 268                 | 46, 958                  | 23, 311                  |

| Type of project                       | 1939        | 1938                  | 1937                  | 1936                  | 1935                  |
|---------------------------------------|-------------|-----------------------|-----------------------|-----------------------|-----------------------|
| All types of projects .....           | 1, 686, 874 | 1, 689, 992           | 1, 046, 067           | 1, 543, 246           | 1, 478, 073           |
| Airport construction.....             | 4, 753      | ( <sup>2</sup> )      | ( <sup>2</sup> )      | ( <sup>2</sup> )      | ( <sup>2</sup> )      |
| Building construction:                |             |                       |                       |                       |                       |
| Residential.....                      | 231, 071    | 31, 809               | 17, 239               | 63, 465               | 7, 833                |
| Nonresidential.....                   | 438, 151    | <sup>3</sup> 644, 733 | <sup>3</sup> 327, 328 | <sup>3</sup> 497, 929 | <sup>3</sup> 434, 949 |
| Electrification.....                  | 130, 045    | 104, 981              | 62, 342               | 24, 685               | 5, 497                |
| Heavy engineering <sup>4</sup> .....  | 117, 101    | 102, 289              | 47, 385               | 43, 198               | 6, 000                |
| Public roads.....                     | 266, 573    | 316, 006              | 324, 900              | 471, 150              | 313, 881              |
| Reclamation.....                      | 115, 612    | 175, 382              | 59, 051               | 73, 797               | 158, 207              |
| River, harbor, and flood control..... | 109, 811    | 128, 492              | 73, 959               | 115, 913              | 280, 698              |
| Streets and roads, n. e. c.....       | 89, 128     | 56, 232               | 35, 965               | 40, 535               | 67, 156               |
| Water and sewerage.....               | 118, 131    | 116, 314              | 76, 558               | 154, 807              | 136, 243              |
| Miscellaneous <sup>5</sup> .....      | 66, 498     | 13, 754               | 22, 340               | 57, 767               | 67, 789               |

<sup>1</sup> Excludes secret off-continent and continental work of unknown value.

<sup>2</sup> Included in "miscellaneous".

<sup>3</sup> Includes all contracts awarded by the Resettlement Administration for residential construction, except for 3 large suburban developments.

<sup>4</sup> Includes hydro-electric power plants.

<sup>5</sup> Includes forestry and railroad construction and repair projects.

### Trend, 1935–43

Although there has always been some construction financed by regular Federal appropriations, the PWA program started in July 1933 was the forerunner of large-scale Federal public works programs. From 1935 to 1939 well over three-fifths of Federal construction award values were for PWA and WPA projects. After extension of PWA from funds made available by the Emergency Relief Appropriation Act of 1935, and the inception of the WPA program financed from the same act, contracts were awarded or force-account work started in 1935 amounting to somewhat over 1¼ billion dollars, 87 percent of



the total for the year. The next year, with continuance of the PWA and WPA programs, the value of Federal awards increased slightly, from \$1,478,000,000 to \$1,543,000,000. Smaller PWA appropriations and a reduction in amounts transferred from WPA funds to Federal construction work in 1937, resulted in a drop in total Federal awards of nearly half a billion dollars to \$1,046,000,000, the lowest for any year during the period 1935-43. Passage of the Public Works Administration Act of 1938 and the start of the USHA program, however, caused total awards to mount again in 1938 and remain steady in 1939.

The following 3 years witnessed the introduction of the "Defense Program" begun in June 1940, and the "War Program" started after the attack on Pearl Harbor. PWA and WPA were decreasing in importance, but the "Defense Program," including the first cantonment camp project, pushed 1940 Federal construction awards to \$2,395,000,000, well over two-fifths higher than the figure for 1939. With increased demands for military camps and posts, and expanded construction of productive facilities, the total for 1941 rose abruptly to \$6,014,000,000, over 2½ times that for the previous year. The peak was reached in 1942 when the war construction program called for contract awards for more than \$7,814,000,000 or 30 percent of the total for the entire 9-year period 1935-43. A sudden drop occurred the following year, however, to a figure near the 1940 level because of completion or near completion of many types of war construction projects. Thus, in the 4-year defense and war period 1940-43, nearly 18¼ billion dollars worth of contracts were awarded, amounting to 72 percent of the 9-year total and 2½ times the total for the 5 years 1935-39.

### *Types of Projects Included in the Programs*

Of all the types of projects undertaken, nonresidential building construction was by far the most important. It accounted for well over one-half of the total value of contracts awarded and force-account work started on Federal construction in the years 1935-39. The money was allocated for schools, hospitals, post offices, public buildings of all types, and in connection with the war program, cantonment camps and barracks, hangars, magazines and storehouses, and the many different types of industrial plants and factories required to produce the supplies and equipment needed by a nation at war. Next in importance in amount of contract awards was street, road, and highway construction with \$3,301,000,000. Well over four-fifths of this amount was administered under the Public Roads Administration. Slum-clearance and low-rent housing projects accounted for \$1,832,000,000 in awards and were built largely under jurisdiction of three agencies: The Housing Division of PWA, the United States Housing Authority, and the Federal Public Housing Authority, the latter having major responsibility for the large war-housing program. Airport construction with awards of \$1,453,000,000 and river, harbor, and flood-control projects with \$1,116,000,000 were the only other types to reach the \$1,000,000,000 mark in the 9-year period.

The reclamation work that was carried on under Federal contract included large dams in the western States and the TVA in the South. Enlargement and improvement of the Panama Canal, accounting for

more than \$275,000,000 appropriated in 1941, and construction of the Midtown Hudson Tunnel of New York City were among the largest heavy-engineering projects accomplished in the 9-year period. Miscellaneous projects, including forestry and railroad construction and repair, swelled the total, especially in 1942 when a great many multiple-use war projects were begun, providing sometimes for as many as five or six different types of facility.

TABLE 5.—*Value of Contracts Awarded and Force-Account Work Started on Construction Projects Financed Wholly or Partially From Federal Funds, 1935-43*

| Type of project                        | Total value—all programs (in thousands) | PWA projects         |                   | WPA Federal projects |                   |
|--|---|----------------------|-------------------|----------------------|-------------------|
|  |   | Value (in thousands) | Per-cent of total | Value (in thousands) | Per-cent of total |
| All types of projects .....            | \$26,158,527                            | \$3,615,173          | 13.8              | \$1,188,832          | 4.5               |
| Airport construction .....             | 1,452,783                               | 2,108                | .1                | (1)                  | (1)               |
| Building construction .....            | 16,485,826                              | 1,879,719            | 11.4              | 271,137              | 1.6               |
| Residential .....                      | 1,831,695                               | 89,174               | 4.9               | (2)                  | (2)               |
| Nonresidential .....                   | 14,654,131                              | 1,790,545            | 12.2              | (2)                  | (2)               |
| Electrification .....                  | 605,435                                 | 65,027               | 10.7              | 15,334               | 2.5               |
| Forestry .....                         | 56,683                                  | 1,423                | 2.5               | 55,147               | 97.3              |
| Heavy engineering .....                | 611,984                                 | 287,372              | 47.0              | (1)                  | (1)               |
| Hydro-electric power plants .....      | 100,745                                 | 87,013               | 86.4              | 7,759                | 7.7               |
| Public roads .....                     | 2,784,624                               | 182,182              | 6.5               | 374,170              | 13.4              |
| Railroad construction and repair ..... | 19,795                                  | 5,125                | 25.9              | (1)                  | (1)               |
| Reclamation .....                      | 940,614                                 | 109,820              | 11.7              | 216,881              | 23.1              |
| River, harbor, and flood control ..... | 1,116,342                               | 124,338              | 11.1              | 176,466              | 15.8              |
| Streets and roads .....                | 516,713                                 | 229,881              | 44.5              | 24,533               | 4.7               |
| Water and sewerage .....               | 831,559                                 | 600,043              | 72.2              | 4,590                | .6                |
| Miscellaneous .....                    | 635,424                                 | 41,122               | 6.5               | 42,815               | 6.7               |

<sup>1</sup> Included in "miscellaneous."

<sup>2</sup> Break-down not available.

### *Public Works Administration Program*

Much credit for recovery of the construction industry after the low days of 1930-32 should be given to the PWA program, which started in July 1933 and continued until 1941 when virtually all projects were completed. The various PWA programs<sup>4</sup> furnished the funds with which more than 34,500 projects located in every State and territory were built. To complete them, contracts were awarded and force-account work was authorized in excess of \$5,497,000,000. Though, over the full 9-year period 1935-43, PWA projects accounted for but 14 percent of the awards for all Federal construction, in the first 5 years (1935-39) they made up nearly half of the total.

Nearly 40 percent of PWA contract values was for building construction, including a new school in practically every community in the country, post offices and court houses, hospitals, barracks and other buildings on military posts, large government buildings, such as the new Interior Department building in Washington, D. C., and many others. Also included were the 51 slum-clearance projects built by the Housing Division of PWA. Street, road, and highway awards were made for such large projects as the "Pennsylvania Turnpike."

<sup>4</sup> The National Industry Recovery Act of 1933 and 1934; the Emergency Relief Appropriation Act of 1935; the First Deficiency Appropriation of 1936; the Public Works Administration Extension Act of 1937; and the Public Works Administration Appropriation Act of 1938.

**TABLE 6.—Value of Contracts Awarded and Force-Account Work Started, PWA and WPA Federal Projects Financed Wholly or Partially From Federal Funds, 1935–43**

| Year               | Total value, all programs (in thousands) | PWA projects         |                  | WPA Federal projects |                  |
|--------------------|--|----------------------|------------------|----------------------|------------------|
|                    |  | Value (in thousands) | Percent of total | Value (in thousands) | Percent of total |
| 9-year period..... | \$26, 158, 527                           | \$3, 615, 173        | 13. 8            | \$1, 188, 832        | 4. 5             |
| 1935.....          | 1, 478, 073                              | 881, 103             | 59. 6            | 401, 219             | 27. 1            |
| 1936.....          | 1, 543, 246                              | 676, 169             | 43. 8            | 399, 131             | 25. 9            |
| 1937.....          | 1, 046, 067                              | 405, 199             | 38. 7            | 163, 736             | 15. 7            |
| 1938.....          | 1, 689, 992                              | 852, 219             | 50. 4            | 86, 468              | 5. 1             |
| 1939.....          | 1, 686, 874                              | 716, 127             | 42. 5            | 88, 465              | 5. 2             |
| 1940.....          | 2, 394, 938                              | 75, 349              | 3. 1             | 36, 821              | 1. 5             |
| 1941.....          | 6, 014, 091                              | 9, 007               | . 1              | 12, 992              | . 2              |
| 1942.....          | 7, 814, 446                              | ( <sup>1</sup> )     | ( <sup>1</sup> ) | ( <sup>1</sup> )     | ( <sup>1</sup> ) |
| 1943.....          | 2, 490, 800                              | ( <sup>1</sup> )     | ( <sup>1</sup> ) | ( <sup>1</sup> )     | ( <sup>1</sup> ) |

<sup>1</sup> No record of contract awards was received after Dec. 31, 1941.

### *WPA Projects Operated by Federal Agencies, July 1935–December 1941*

Included in the total of 26 billion dollars for Federal construction contract awards and force-account work started in 1935–43 is approximately \$1,189,000,000 for construction projects financed from funds made available through relief appropriations. Beginning in July 1935, funds were transferred from the Work Projects Administration to various Federal agencies which awarded the contracts and supervised the construction. The projects thus provided for should not be confused with work-relief projects operated directly by the WPA. Valuations for such projects are not included within the scope of this report.

During the 9-year period 1935–43 WPA projects operated by Federal agencies accounted for 4.5 percent of the total Federal awards but in the first 5 years (1935–39) they amounted to 15.3 percent and in 1935, the heaviest year, these projects amounted to 27.1 percent. Approximately one-third of the WPA construction values during 1935–43, or \$374,170,000, were for street and road projects under the jurisdiction of the Public Roads Administration. Grade-crossing elimination comprised a large portion of this work, accounting for \$170,000,000 in contracts between July 1935 and 1937.

## **Building Construction**

### *Trend of Building Construction in 257 Identical Cities, 1921–43*

Building construction is the backbone of the construction industry. Within the past 3 decades seldom has the proportion of building-construction expenditures to the total fallen below one-half and in most years the proportion was well over three-fifths. In years of prosperity especially, building construction forms the major part of all construction activity.

In order to show the trend in building construction over the years, the Bureau of Labor Statistics prepares series showing the annual volume of building construction since 1921 in 257 large cities.<sup>5</sup>

<sup>5</sup> Cities with populations of 25,000 or more, of which there were 412 in 1940. The 257 cities are marked with an asterisk in Appendix B—Building Construction in 2,707 Cities, by City 1942 and 1943 (p. 49).

TABLE 7.—Permit Valuation, and Indexes, of Various Classes of Building Construction in 257 Identical Cities, 1921–43

[Indexes based on 5-year average, 1935–39=100]

| Year              | Total building construction |              | New residential buildings |              | New nonresidential buildings |              | Additions, alterations, and repairs |              |
|-------------------|-----------------------------|--------------|---------------------------|--------------|------------------------------|--------------|-------------------------------------|--------------|
|                   | Permit valuation            | Index number | Permit valuation          | Index number | Permit valuation             | Index number | Permit valuation                    | Index number |
| 1921              | \$1,837,841,665             | 166.0        | \$933,868,739             | 187.9        | \$631,167,199                | 167.8        | \$272,805,727                       | 116.5        |
| 1922              | 2,767,782,634               | 250.0        | 1,614,891,486             | 324.9        | 869,512,807                  | 231.2        | 283,378,341                         | 121.0        |
| 1923              | 3,398,884,406               | 307.0        | 1,998,393,400             | 402.1        | 1,065,624,238                | 283.4        | 334,866,768                         | 143.0        |
| 1924              | 3,608,266,587               | 316.9        | 2,038,427,392             | 410.2        | 1,125,290,699                | 299.2        | 344,548,496                         | 147.2        |
| 1925              | 4,028,066,479               | 363.8        | 2,390,390,182             | 481.0        | 1,300,494,326                | 345.8        | 337,181,971                         | 144.0        |
| 1926              | 3,826,927,204               | 345.7        | 2,222,874,645             | 447.3        | 1,262,738,028                | 335.8        | 341,314,531                         | 145.8        |
| 1927              | 3,478,604,263               | 314.2        | 1,906,003,260             | 383.5        | 1,231,785,870                | 327.6        | 340,815,133                         | 145.6        |
| 1928              | 3,304,699,712               | 298.5        | 1,859,423,751             | 374.1        | 1,135,569,986                | 302.0        | 309,705,975                         | 132.3        |
| 1929              | 2,933,212,041               | 264.9        | 1,433,715,542             | 288.5        | 1,147,796,781                | 305.2        | 351,699,718                         | 150.2        |
| 1930              | 1,697,724,944               | 153.3        | 601,269,847               | 121.0        | 849,368,873                  | 225.9        | 188,928,224                         | 105.5        |
| 1931              | 1,237,457,788               | 111.8        | 426,270,111               | 85.8         | 622,830,444                  | 165.6        | 188,357,233                         | 80.5         |
| 1932              | 481,219,448                 | 43.5         | 103,445,244               | 20.8         | 275,509,435                  | 73.3         | 102,264,769                         | 43.7         |
| 1933              | 383,363,271                 | 34.6         | 92,175,207                | 18.5         | 183,241,951                  | 48.7         | 107,946,113                         | 46.1         |
| 1934              | 413,335,750                 | 37.3         | 78,322,545                | 15.8         | 197,407,829                  | 52.5         | 137,605,376                         | 58.8         |
| 1935              | 690,980,829                 | 62.4         | 213,547,937               | 43.0         | 288,503,017                  | 76.7         | 188,928,875                         | 80.7         |
| 1936              | 1,074,041,134               | 97.0         | 460,957,356               | 92.7         | 376,062,438                  | 100.0        | 237,021,340                         | 101.2        |
| 1937              | 1,187,141,752               | 107.2        | 475,966,515               | 95.8         | 434,602,894                  | 115.6        | 276,572,343                         | 118.1        |
| 1938              | 1,185,561,486               | 107.1        | 580,028,372               | 116.7        | 382,633,246                  | 101.8        | 222,899,868                         | 95.2         |
| 1939              | 1,398,020,069               | 126.3        | 754,471,224               | 151.8        | 398,430,016                  | 106.0        | 245,118,829                         | 104.7        |
| 1940              | 1,760,881,878               | 159.0        | 797,284,564               | 160.4        | 720,323,251                  | 191.6        | 243,274,063                         | 103.9        |
| 1941              | 2,043,689,769               | 184.6        | 869,659,543               | 175.0        | 906,299,499                  | 241.0        | 267,730,777                         | 114.4        |
| 1942              | 1,651,899,995               | 149.2        | 478,756,747               | 96.3         | 986,022,154                  | 262.2        | 187,121,094                         | 79.9         |
| 1943 <sup>1</sup> | 819,112,014                 | 74.0         | 329,277,040               | 66.3         | 323,545,948                  | 86.0         | 166,289,026                         | 71.0         |

<sup>1</sup> Preliminary.

Permit valuations in the 257 cities in 1943 were only half as great as in 1942, but more than twice the figure for 1933 when building slumped to the lowest point recorded in the nearly 2½ decades for which data are shown. Valuations were highest in the twenties, especially 1925 and 1926. Only in 1941 when wartime building was in its stride has any year since 1929 even approached the level of building construction between 1922 and 1929. The figure for 1943 is the lowest since 1935.

Ordinarily residential building exceeds nonresidential and in years of prosperity it accounts for the major part of building activity. In the depression years 1930–35, however, and in the war years 1941 and 1942, the reverse was true. In 1933 and 1934 new residential building valuations fell so low, in fact, as to be considerably below those reported for additions, alterations, and repairs. In 1942 permit valuations for nonresidential building were more than twice the residential, largely because of extensive construction of military and war industry facilities and rigid curtailment under Government order of nonessential building.

All three classes of building construction shared in the sharp decrease in activity between 1942 and 1943, but additions, alterations, and repairs least of all and nonresidential building the most, so that again in 1943 the volume of residential building was larger than that of nonresidential. The index of nonresidential construction in 1943 fell to one-third the index for 1942, 86 as compared with 262, the greatest decline recorded for any of the three classes of building construction within the 23 years under consideration.

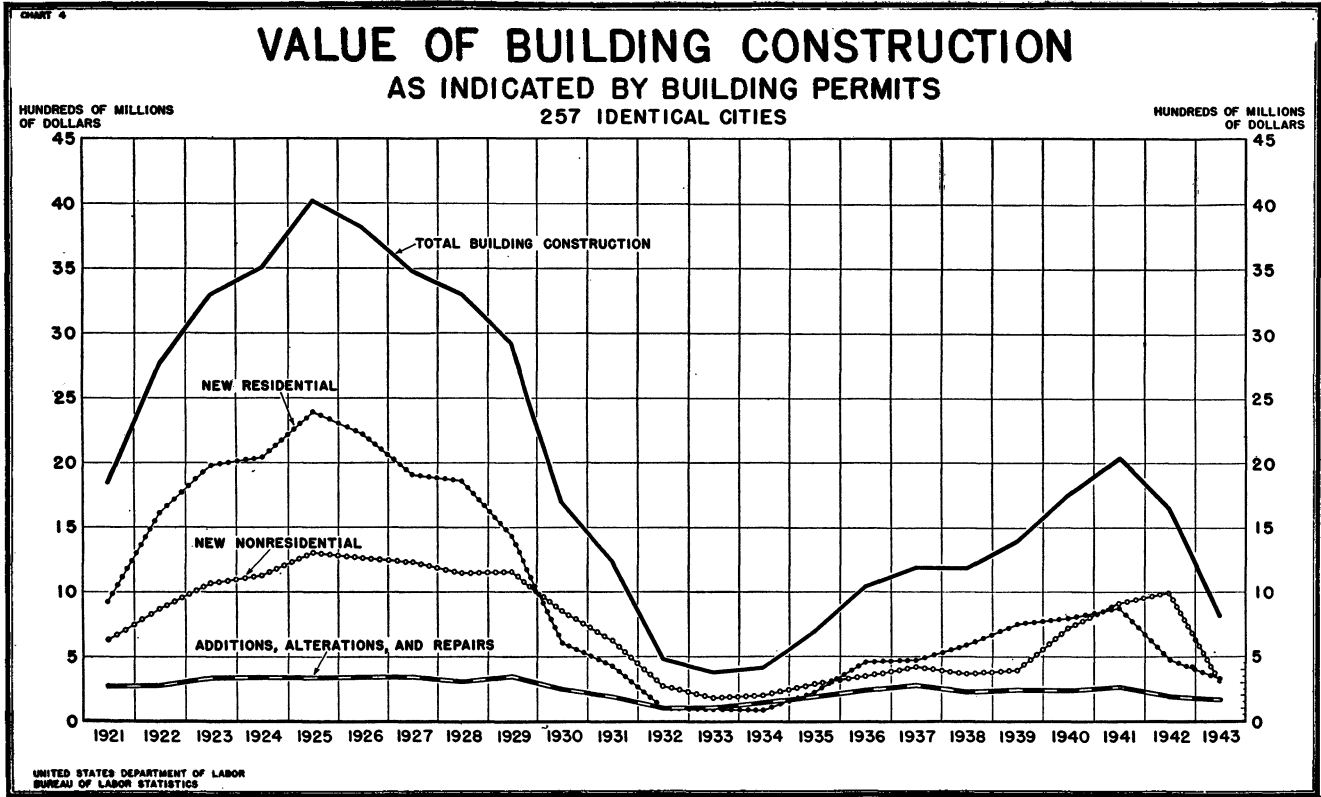


TABLE 8.—Five Cities Leading in Permit Valuations for Building Construction, 1921–43

| Year and city     | Permit valuation | Year and city      | Permit valuation |
|-------------------|------------------|--------------------|------------------|
| 1921:             |                  | 1932:              |                  |
| New York.....     | \$442,285,248    | Los Angeles.....   | \$17,785,627     |
| Chicago.....      | 133,027,910      | San Francisco..... | 16,465,092       |
| Cleveland.....    | 86,680,023       | 1933:              |                  |
| Los Angeles.....  | 82,761,386       | New York.....      | 86,554,567       |
| Detroit.....      | 58,086,053       | San Francisco..... | 58,198,282       |
| 1922:             |                  | Los Angeles.....   | 15,534,384       |
| New York.....     | 645,176,481      | St. Louis.....     | 13,067,666       |
| Chicago.....      | 229,853,125      | Philadelphia.....  | 12,099,056       |
| Los Angeles.....  | 121,206,787      | 1934:              |                  |
| Philadelphia..... | 114,190,525      | New York.....      | 100,908,487      |
| Detroit.....      | 93,614,593       | Washington.....    | 20,928,631       |
| 1923:             |                  | Chicago.....       | 17,032,681       |
| New York.....     | 789,265,335      | Los Angeles.....   | 14,981,777       |
| Chicago.....      | 334,164,404      | Boston.....        | 10,374,194       |
| Los Angeles.....  | 200,133,181      | 1935:              |                  |
| Detroit.....      | 129,719,831      | New York.....      | 168,202,095      |
| Philadelphia..... | 128,227,405      | Washington.....    | 47,101,408       |
| 1924:             |                  | Los Angeles.....   | 32,548,585       |
| New York.....     | 836,043,604      | Detroit.....       | 22,218,027       |
| Chicago.....      | 308,911,159      | Chicago.....       | 18,812,060       |
| Detroit.....      | 160,547,723      | 1936:              |                  |
| Los Angeles.....  | 150,147,516      | New York.....      | 239,109,117      |
| Philadelphia..... | 141,402,655      | Los Angeles.....   | 64,104,825       |
| 1925:             |                  | Washington.....    | 47,701,546       |
| New York.....     | 1,020,604,713    | Detroit.....       | 43,212,100       |
| Chicago.....      | 373,803,571      | Chicago.....       | 42,722,729       |
| Detroit.....      | 180,132,528      | 1937:              |                  |
| Philadelphia..... | 171,034,280      | New York.....      | 320,486,905      |
| Los Angeles.....  | 152,646,436      | Los Angeles.....   | 64,614,089       |
| 1926:             |                  | Detroit.....       | 53,412,244       |
| New York.....     | 1,039,670,572    | Washington.....    | 43,294,632       |
| Chicago.....      | 376,808,480      | Chicago.....       | 37,099,036       |
| Detroit.....      | 183,721,443      | 1938:              |                  |
| Philadelphia..... | 140,093,075      | New York.....      | 343,188,046      |
| Los Angeles.....  | 123,006,215      | Los Angeles.....   | 70,968,526       |
| 1927:             |                  | Detroit.....       | 51,770,123       |
| New York.....     | 880,333,455      | Washington.....    | 51,638,902       |
| Chicago.....      | 365,065,042      | Chicago.....       | 31,201,228       |
| Detroit.....      | 145,553,647      | 1939:              |                  |
| Los Angeles.....  | 123,027,139      | New York.....      | 247,084,627      |
| Philadelphia..... | 117,590,650      | Los Angeles.....   | 75,636,947       |
| 1928:             |                  | Washington.....    | 71,436,886       |
| New York.....     | 916,671,855      | Detroit.....       | 62,773,163       |
| Chicago.....      | 323,506,048      | Chicago.....       | 52,135,007       |
| Detroit.....      | 120,260,285      | 1940:              |                  |
| Philadelphia..... | 112,228,865      | New York.....      | 249,895,957      |
| Los Angeles.....  | 101,678,768      | Los Angeles.....   | 91,375,551       |
| 1929:             |                  | Detroit.....       | 88,904,018       |
| New York.....     | 942,297,219      | Philadelphia.....  | 75,862,763       |
| Chicago.....      | 210,797,640      | Washington.....    | 59,906,695       |
| Philadelphia..... | 104,405,545      | 1941:              |                  |
| Detroit.....      | 100,567,497      | New York.....      | 214,442,061      |
| Los Angeles.....  | 93,020,160       | Los Angeles.....   | 121,958,491      |
| 1930:             |                  | Detroit.....       | 108,488,952      |
| New York.....     | 410,165,789      | Washington.....    | 74,997,358       |
| Chicago.....      | 85,749,167       | Chicago.....       | 65,714,457       |
| Los Angeles.....  | 75,356,715       | 1942:              |                  |
| Philadelphia..... | 53,141,770       | Chicago.....       | 98,289,672       |
| Washington.....   | 48,823,891       | Los Angeles.....   | 92,301,676       |
| 1931:             |                  | New York.....      | 85,363,638       |
| New York.....     | 362,864,076      | Washington.....    | 80,697,324       |
| Chicago.....      | 66,693,556       | Philadelphia.....  | 72,522,457       |
| Washington.....   | 52,588,151       | 1943: <sup>1</sup> |                  |
| Los Angeles.....  | 41,421,685       | Chicago.....       | 74,434,298       |
| Philadelphia..... | 35,265,216       | Detroit.....       | 50,545,764       |
| 1932:             |                  | Los Angeles.....   | 39,581,002       |
| New York.....     | \$78,851,588     | San Francisco..... | 28,424,523       |
| Washington.....   | 59,927,302       | New Orleans.....   | 26,780,854       |
| Philadelphia..... | 17,862,661       |                    |                  |

<sup>1</sup> Preliminary.

## FIVE LEADING CITIES

For the 21 years 1921–41, New York City led all others in building construction activity in the United States. This record was broken in 1942, however, when New York fell to third place and further in 1943 when New York was in the sixth place and did not appear

among the five leading cities. In fact, between 1942 and 1943 permit valuations reported for New York City dropped 71 percent.

Chicago moved into first place in 1942 and 1943. Los Angeles, second only to New York from 1936 to 1941, held second place in 1942 also, but in 1943 fell to third in favor of Detroit. San Francisco appeared among the first five cities in 1943 after a lapse of 9 years, and New Orleans, fifth leading city in 1943, held a place among the five leading cities for the first time within the nearly 2½ decades under survey, largely because of the construction there of huge aircraft facilities.

TABLE 9.—*New Dwelling Units Provided in Relation to Population in 257 Identical Cities, and Index of Residential Rents, 1910-43*

[Indexes based on 5-year average 1935-39=100]

| Year      | Popula-<br>tion <sup>1</sup> (in<br>thousands) | New dwelling units  |                 | New dwelling units per<br>10,000 population |                 | Index of<br>residential<br>rents <sup>2</sup> |
|-----------|--|---------------------|-----------------|---|-----------------|---|
|           |  | Number <sup>3</sup> | Index<br>number | Number                                      | Index<br>number |   |
| 1910..... | 28,629   | 238,060             | 184.0           | 83.1  | 298.3           | (4)   |
| 1911..... | 29,424   | 241,000             | 186.3           | 81.9  | 294.0           | (4)   |
| 1912..... | 30,218   | 245,000             | 189.4           | 81.1  | 291.1           | (4)   |
| 1913..... | 31,013   | 228,000             | 176.2           | 73.5  | 263.8           | 92.2  |
| 1914..... | 31,808   | 223,000             | 172.4           | 70.1  | 251.6           | 92.2  |
| 1915..... | 32,603   | 237,000             | 183.2           | 72.7  | 260.9           | 92.9  |
| 1916..... | 33,397   | 241,000             | 186.3           | 72.2  | 259.2           | 94.0  |
| 1917..... | 34,192   | 116,000             | 89.7            | 33.9  | 121.7           | 93.2  |
| 1918..... | 34,987   | 61,000              | 47.2            | 17.4  | 62.5            | 94.9  |
| 1919..... | 35,782   | 166,000             | 128.3           | 46.4  | 166.5           | 102.7   |
| 1920..... | 36,576   | 110,000             | 85.0            | 30.1  | 108.0           | 120.7   |
| 1921..... | 37,409   | 224,545             | 173.6           | 60.0  | 215.4           | 138.6   |
| 1922..... | 38,243   | 377,305             | 291.6           | 98.7  | 354.3           | 142.7   |
| 1923..... | 39,076   | 453,673             | 350.7           | 116.1                                       | 416.7           | 146.4   |
| 1924..... | 39,909   | 442,096             | 341.7           | 110.8                                       | 397.7           | 151.6   |
| 1925..... | 40,742   | 491,032             | 379.6           | 120.5                                       | 432.5           | 162.2   |
| 1926..... | 41,575   | 462,208             | 357.3           | 111.2                                       | 399.1           | 150.7   |
| 1927..... | 42,409   | 406,095             | 313.9           | 95.8  | 343.9           | 148.3   |
| 1928..... | 43,242   | 388,678             | 300.4           | 89.9  | 322.7           | 144.8   |
| 1929..... | 44,075   | 244,394             | 188.9           | 55.4  | 198.8           | 141.4   |
| 1930..... | 44,908   | 125,315             | 96.9            | 27.9  | 100.1           | 137.5   |
| 1931..... | 45,742   | 98,158              | 75.9            | 21.8  | 78.2            | 130.3   |
| 1932..... | 46,575   | 27,380              | 21.2            | 6.0   | 21.5            | 116.9   |
| 1933..... | 47,409   | 25,885              | 20.0            | 5.7   | 20.4            | 100.7   |
| 1934..... | 48,243   | 20,952              | 16.2            | 4.6   | 16.5            | 94.4  |
| 1935..... | 49,076   | 55,490              | 42.9            | 12.1  | 43.4            | 94.2  |
| 1936..... | 49,909   | 113,646             | 87.8            | 24.6  | 88.3            | 96.4  |
| 1937..... | 50,742   | 117,307             | 90.7            | 25.3  | 90.8            | 100.9   |
| 1938..... | 51,575   | 157,008             | 121.4           | 33.8  | 121.3           | 104.1   |
| 1939..... | 52,409   | 203,392             | 157.2           | 43.5  | 156.1           | 104.3   |
| 1940..... | 53,243   | 220,928             | 170.8           | 47.1  | 169.1           | 104.6   |
| 1941..... | 54,076   | 232,345             | 179.6           | 49.5  | 177.7           | 106.2   |
| 1942..... | 54,909   | 142,628             | 110.2           | 30.4  | 109.1           | 108.5   |
| 1943..... | 55,742   | 115,613             | 89.4            | 24.6  | 88.3            | 108.0   |

<sup>1</sup> Population figures are actual enumerations for the 257 cities in the census years 1910, 1920, 1930, and 1940; estimates for other years prior to 1940 are straight-line interpolations of Census figures while those subsequent to 1940 are based on the 1940 Census since no further information is available.

<sup>2</sup> Estimates for the period prior to 1921 are based on building permit data made available by the building permit survey which the Bureau of Labor Statistics conducted in cooperation with the Work Projects Administration. Data were available for 118 cities for 1910 and for a progressively greater number of cities each successive year, reaching a total of 229 cities in 1926. Since that time, all 257 cities have reported directly to the Bureau.

<sup>3</sup> Bureau of Labor Statistics index of rents for wage earners and lower-salaried workers in large cities.

<sup>4</sup> Data not available.

## NEW DWELLING UNITS

Estimates of the number of new dwelling units placed under construction in the 257 cities each year from 1910 to 1943 are presented in table 9. This series provides a reliable measure of year-to-year fluctuations in urban residential construction during the decade including World War I. Since that time, however, the urban population of the country has been growing at an increasingly greater rate than in the 257 cities. Other biases inherent in fixed samples have also affected this series; so it should be pointed out that the estimates of new dwelling units provided in all urban and rural nonfarm areas shown in table 18 are more reliable for indicating fluctuations in residential construction from 1920 on.

The number of new dwelling units placed under construction in the 257 cities was less by nearly two-fifths in 1942 than in 1941 and decreased again in 1943 by almost one-fifth. Though more units were built in 1942 and 1943 than in the depression of 1931-35, they were fewer than in most of the other years in the 23-year period shown and considerably less than in the mid-twenties, 1923-27, when an average of 451,000 new family dwelling units were started each year. During these years the rate of construction was so high that 111 new houses were provided for each 10,000 of population each year as compared with 6 in 1932 and 1933 and 47 in 1940.

Though the Bureau of Labor Statistics index of residential rents moves within a narrower range than the index of new dwelling units provided, it follows approximately the same cyclical phases except in wartime. In 1942 and 1943, for example, the rent index rose and remained high, whereas the index of new dwelling units decreased sharply. This reflects the restrictions placed on nonessential building during the war, though demand had risen, giving impetus to rents. Doubtless, without rent control administered under the Office of Price Administration and initiated with the Emergency Price Control Act of 1942 the rent index for 1942 and 1943 would have been considerably higher.

A larger proportion of single-family dwelling units, as compared with 2-family and multifamily dwellings, were started in the 257 cities in 1943 (73.8 percent) than in any previous year. The only years that have approached 1943 in this respect are 1941 and 1932 when 70.5 and 71.3 percent respectively of new dwellings were 1-family houses. Two-family houses, relatively popular in the mid-twenties, have since lost favor and in 1942 and 1943 formed but 9 percent of the total of new dwelling units. Multifamily houses made up about half the units started in 1927, 1928, and 1929 but have since declined in importance, so that 22 percent of all new dwellings were in multifamily type structures in 1942 and only 17 percent in 1943.

Average permit valuations per new dwelling unit erected in the 257 cities have been steadily decreasing since 1939, and in 1943 reached the lowest figure recorded within the 23-year period 1921-43. The average valuations for 1-family dwellings decreased more sharply in 1943 than those for 2-family and multifamily dwellings. This was caused largely by the construction of many temporary row-type single-family dwellings under the Federal Public Housing Authority.



TABLE 10.—*Distribution of New Dwelling Units in 257 Identical Cities, by Type of Dwelling, 1921-43*

| Year | Number of new dwelling units |                    |                                 |                                     | Percent of new dwelling units in— |                                 |                                     |
|------|------------------------------|--------------------|---------------------------------|-------------------------------------|-----------------------------------|---------------------------------|-------------------------------------|
|      | All types of dwellings       | 1-family dwellings | 2-family dwellings <sup>1</sup> | Multi-family dwellings <sup>2</sup> | 1-family dwellings                | 2-family dwellings <sup>1</sup> | Multi-family dwellings <sup>2</sup> |
| 1921 | 224,545                      | 130,873            | 38,858                          | 54,814                              | 53.3                              | 17.3                            | 24.4                                |
| 1922 | 377,305                      | 179,364            | 80,252                          | 117,689                             | 47.5                              | 21.3                            | 31.2                                |
| 1923 | 453,673                      | 207,632            | 96,444                          | 149,597                             | 45.8                              | 21.2                            | 33.0                                |
| 1924 | 442,096                      | 209,578            | 94,717                          | 137,801                             | 47.4                              | 21.4                            | 31.2                                |
| 1925 | 491,032                      | 225,222            | 86,133                          | 179,677                             | 45.9                              | 17.5                            | 36.6                                |
| 1926 | 462,208                      | 188,074            | 64,131                          | 210,003                             | 40.7                              | 13.9                            | 45.4                                |
| 1927 | 406,095                      | 155,512            | 54,320                          | 196,263                             | 38.3                              | 13.4                            | 48.3                                |
| 1928 | 388,678                      | 136,907            | 43,098                          | 208,673                             | 35.2                              | 11.1                            | 53.7                                |
| 1929 | 244,394                      | 96,164             | 27,512                          | 118,718                             | 40.2                              | 11.2                            | 48.6                                |
| 1930 | 125,315                      | 31,222             | 15,145                          | 52,859                              | 45.7                              | 12.1                            | 42.2                                |
| 1931 | 98,158                       | 48,310             | 11,310                          | 38,538                              | 49.2                              | 11.5                            | 39.3                                |
| 1932 | 27,380                       | 19,524             | 3,400                           | 4,456                               | 71.3                              | 12.4                            | 16.3                                |
| 1933 | 25,885                       | 14,443             | 2,128                           | 9,314                               | 55.8                              | 8.2                             | 36.0                                |
| 1934 | 20,952                       | 12,570             | 1,446                           | 6,936                               | 60.0                              | 6.9                             | 33.1                                |
| 1935 | 55,490                       | 31,021             | 3,008                           | 21,461                              | 55.9                              | 5.4                             | 38.7                                |
| 1936 | 113,646                      | 59,099             | 5,261                           | 49,286                              | 52.0                              | 4.6                             | 43.4                                |
| 1937 | 117,307                      | 66,238             | 7,316                           | 43,753                              | 56.5                              | 6.2                             | 37.3                                |
| 1938 | 157,008                      | 78,582             | 7,759                           | 70,667                              | 50.1                              | 4.9                             | 45.0                                |
| 1939 | 203,392                      | 117,693            | 16,302                          | 69,397                              | 57.8                              | 8.1                             | 34.1                                |
| 1940 | 220,928                      | 140,823            | 21,298                          | 58,807                              | 63.7                              | 9.7                             | 26.6                                |
| 1941 | 232,345                      | 163,666            | 19,396                          | 49,283                              | 70.5                              | 8.3                             | 21.2                                |
| 1942 | 142,628                      | 97,050             | 13,416                          | 32,162                              | 68.0                              | 9.4                             | 22.6                                |
| 1943 | 115,613                      | 85,364             | 10,665                          | 19,584                              | 73.8                              | 9.2                             | 17.0                                |

<sup>1</sup> Includes 1- and 2-family dwellings with stores.

<sup>2</sup> Includes multifamily dwellings with stores.

TABLE 11.—*Permit Valuation Per New Dwelling Unit in 257 Identical Cities, 1921-43<sup>1</sup>*

| Year              | Permit valuation per new dwelling unit |                    |                                 |                                     | Indexes of permit valuations per new dwelling unit (average 1935-39=100) |                    |                                 |                                     |
|-------------------|--|--------------------|---------------------------------|-------------------------------------|--|--------------------|---------------------------------|-------------------------------------|
|                   | All types of dwellings                 | 1-family dwellings | 2-family dwellings <sup>1</sup> | Multi-family dwellings <sup>2</sup> | All types of dwellings   | 1-family dwellings | 2-family dwellings <sup>1</sup> | Multi-family dwellings <sup>2</sup> |
| 1921              | \$3,947                                | \$3,972            | \$3,762                         | \$4,019                             | 103.3  | 94.5               | 126.7                           | 117.2                               |
| 1922              | 4,016                                  | 4,259              | 3,568                           | 3,950                               | 105.1  | 101.4              | 120.1                           | 115.2                               |
| 1923              | 4,127                                  | 4,189              | 4,185                           | 4,004                               | 108.0  | 99.7               | 140.9                           | 116.8                               |
| 1924              | 4,361                                  | 4,342              | 4,350                           | 4,395                               | 114.1  | 103.3              | 146.5                           | 128.2                               |
| 1925              | 4,445                                  | 4,593              | 4,422                           | 4,271                               | 116.3  | 109.3              | 148.9                           | 124.6                               |
| 1926              | 4,422                                  | 4,763              | 4,465                           | 4,103                               | 115.7  | 113.4              | 150.3                           | 119.7                               |
| 1927              | 4,449                                  | 4,830              | 4,368                           | 4,170                               | 116.4  | 114.9              | 147.1                           | 121.6                               |
| 1928              | 4,407                                  | 4,937              | 4,064                           | 4,129                               | 115.3  | 117.5              | 136.8                           | 120.4                               |
| 1929              | 4,565                                  | 4,919              | 4,011                           | 4,400                               | 119.5  | 117.1              | 135.1                           | 128.4                               |
| 1930              | 4,385                                  | 4,994              | 3,924                           | 3,857                               | 114.8  | 118.8              | 132.1                           | 112.5                               |
| 1931              | 4,226                                  | 4,836              | 3,607                           | 3,644                               | 110.6  | 115.1              | 121.4                           | 106.3                               |
| 1932              | 3,705                                  | 3,943              | 3,250                           | 3,010                               | 97.0   | 93.8               | 109.4                           | 87.8                                |
| 1933              | 3,495                                  | 3,845              | 3,112                           | 3,040                               | 91.5   | 91.5               | 104.8                           | 88.7                                |
| 1934              | 3,572                                  | 4,071              | 3,338                           | 2,716                               | 93.5   | 96.9               | 112.4                           | 79.2                                |
| 1935              | 3,779                                  | 4,228              | 2,953                           | 3,245                               | 98.9   | 100.6              | 99.4                            | 94.7                                |
| 1936              | 4,002                                  | 4,355              | 3,058                           | 3,679                               | 104.7  | 103.6              | 103.0                           | 107.3                               |
| 1937              | 4,009                                  | 4,352              | 3,110                           | 3,641                               | 104.9  | 103.6              | 104.7                           | 106.2                               |
| 1938              | 3,644                                  | 4,105              | 2,862                           | 3,217                               | 95.4   | 97.7               | 96.4                            | 93.8                                |
| 1939              | 3,673                                  | 3,970              | 2,868                           | 3,359                               | 96.1   | 94.5               | 96.6                            | 98.0                                |
| 1940              | 3,564                                  | 3,890              | 2,780                           | 3,075                               | 93.3   | 92.6               | 92.9                            | 89.7                                |
| 1941              | 3,691                                  | 3,975              | 2,774                           | 3,108                               | 96.6   | 94.6               | 93.4                            | 90.7                                |
| 1942              | 3,263                                  | 3,510              | 2,874                           | 2,680                               | 85.4   | 83.5               | 96.8                            | 78.2                                |
| 1943 <sup>4</sup> | 2,830                                  | 2,876              | 2,798                           | 2,648                               | 74.1   | 68.4               | 94.2                            | 77.2                                |

<sup>1</sup> This table does not show change in cost of erecting identical buildings, but does show change in estimated costs of all buildings erected. It does not include land costs.

<sup>2</sup> Includes 1- and 2-family dwellings with stores.

<sup>3</sup> Includes multifamily dwellings with stores.

<sup>4</sup> Preliminary.

### Indexes of Building Construction, 1929-43

Building-construction trends are reflected more accurately since 1929 through the indexes in table 12, than in the 257 cities, since this table is based on data from a larger and more representative sample of incorporated places.

**TABLE 12.—Indexes of New Dwelling Units Provided and Permit Valuation of Building Construction, 1929-43**

[Indexes based on permits issued; monthly average 1935-39=100]

| Year and month      | Number of new dwelling units provided | Permit valuation            |                           |                               |                                     |
|---------------------|---------------------------------------|-----------------------------|---------------------------|-------------------------------|-------------------------------------|
|                     |                                       | Total building construction | New residential buildings | New non-residential buildings | Additions, alterations, and repairs |
| 1929 .....          | 259.8                                 | 283.1                       | 353.5                     | 319.5                         | 187.2                               |
| 1930 .....          | 133.4                                 | 162.0                       | 151.1                     | 233.3                         | 121.8                               |
| 1931 .....          | 101.1                                 | 114.3                       | 107.7                     | 159.1                         | 91.2                                |
| 1932 .....          | 27.7                                  | 41.9                        | 26.7                      | 64.8                          | 44.9                                |
| 1933 .....          | 22.8                                  | 34.6                        | 22.3                      | 45.0                          | 45.3                                |
| 1934 .....          | 18.9                                  | 35.4                        | 18.9                      | 44.6                          | 58.4                                |
| 1935 .....          | 46.5                                  | 60.7                        | 46.4                      | 69.5                          | 79.0                                |
| 1936 .....          | 86.5                                  | 96.5                        | 91.9                      | 101.4                         | 99.8                                |
| 1937 .....          | 92.5                                  | 106.6                       | 98.6                      | 112.7                         | 116.3                               |
| 1938 .....          | 117.0                                 | 108.3                       | 113.9                     | 106.3                         | 98.1                                |
| 1939 .....          | 157.5                                 | 127.9                       | 149.3                     | 110.1                         | 106.9                               |
| 1940 .....          | 180.0                                 | 180.2                       | 167.5                     | 146.9                         | 106.2                               |
| 1941 .....          | 206.0                                 | 166.4                       | 197.6                     | 153.5                         | 115.5                               |
| 1942: Average ..... | 134.3                                 | 128.8                       | 113.2                     | 162.4                         | 77.0                                |
| January .....       | 123.1                                 | 122.1                       | 112.0                     | 143.7                         | 89.3                                |
| February .....      | 206.5                                 | 189.6                       | 187.6                     | 234.0                         | 79.8                                |
| March .....         | 181.8                                 | 159.6                       | 163.8                     | 178.9                         | 101.1                               |
| April .....         | 191.7                                 | 189.2                       | 161.5                     | 248.7                         | 97.9                                |
| May .....           | 180.0                                 | 187.3                       | 128.6                     | 279.1                         | 82.3                                |
| June .....          | 125.7                                 | 125.6                       | 100.2                     | 164.0                         | 84.1                                |
| July .....          | 95.9                                  | 174.1                       | 78.2                      | 292.0                         | 85.4                                |
| August .....        | 97.9                                  | 85.3                        | 73.4                      | 97.9                          | 79.2                                |
| September .....     | 129.6                                 | 100.4                       | 108.4                     | 105.2                         | 69.9                                |
| October .....       | 129.4                                 | 90.3                        | 109.6                     | 84.5                          | 61.9                                |
| November .....      | 86.2                                  | 53.8                        | 71.6                      | 40.7                          | 47.8                                |
| December .....      | 94.3                                  | 68.1                        | 64.0                      | 80.4                          | 45.4                                |
| 1943: Average ..... | 101.2                                 | 61.4                        | 72.6                      | 49.8                          | 66.1                                |
| January .....       | 121.4                                 | 69.3                        | 74.7                      | 76.3                          | 39.1                                |
| February .....      | 130.2                                 | 64.1                        | 79.6                      | 58.3                          | 44.8                                |
| March .....         | 104.8                                 | 59.2                        | 75.7                      | 48.4                          | 50.4                                |
| April .....         | 96.8                                  | 57.5                        | 70.5                      | 46.0                          | 58.1                                |
| May .....           | 119.3                                 | 59.7                        | 82.2                      | 40.3                          | 59.4                                |
| June .....          | 81.5                                  | 59.5                        | 62.2                      | 52.1                          | 72.2                                |
| July .....          | 85.3                                  | 60.6                        | 68.2                      | 48.4                          | 74.9                                |
| August .....        | 102.1                                 | 60.1                        | 73.2                      | 36.9                          | 79.5                                |
| September .....     | 80.8                                  | 59.2                        | 61.7                      | 45.8                          | 88.1                                |
| October .....       | 99.0                                  | 65.7                        | 75.1                      | 51.8                          | 80.3                                |
| November .....      | 110.7                                 | 63.5                        | 80.6                      | 43.5                          | 76.7                                |
| December .....      | 82.7                                  | 58.3                        | 62.3                      | 50.2                          | 70.2                                |

The indexes show clearly the sharp decline in building in 1942 and the even more headlong drop in 1943. In 1942 sharp decreases in valuations for new residential building and for additions, alterations, and repairs caused the index to fall in spite of the fact that valuations for new nonresidential buildings rose because of heavy construction of military and war industrial facilities. The industrial and military program was virtually completed by the summer of 1942, so that in 1943 the index for nonresidential building valuations declined heavily to well under a third of the figure for the previous year, the lowest

point since 1934. Though valuations for new residential building and for additions, alterations, and repairs decreased also between 1942 and 1943, the low index for the total covering all types of building construction for the year was caused principally by the drop in nonresidential construction.

### Valuation of Urban Building Construction, 1942 and 1943

Figures on building construction shown in this section cover the entire urban area of the United States, which, by Census definition, includes all incorporated places with a population of 2,500 or more in 1940 and, by special rule, a small number of unincorporated civil divisions. Valuation figures, the basis for statements concerning volume, are derived from estimates of construction costs made by prospective private builders when applying for permits to build and the value of contracts awarded by Federal or State Governments. No land costs are included. Unless otherwise indicated, only building construction within the corporate limits of cities in urban areas is included in the tabulations.

TABLE 13.—Valuation of Various Types of Buildings for Which Building Permits Were Issued or Construction Contracts Awarded in Urban Areas, by Source of Funds, 1942 and 1943

| Type of building                          | Total                               |           |                   | Other than Federal                  |           | Federal |           |
|---|-------------------------------------|-----------|-------------------|-------------------------------------|-----------|---------|-----------|
|   | Valuation (in thousands of dollars) |           | Percent of change | Valuation (in thousands of dollars) |           |         |           |
|   | 1943                                | 1942      |                   | 1943                                | 1942      | 1943    | 1942      |
| All types of buildings .....              | 1,289,176                           | 2,704,239 | -52.3             | 703,691                             | 1,066,092 | 585,485 | 1,638,147 |
| New buildings .....                       | 1,049,990                           | 2,425,767 | -56.7             | 481,822                             | 824,741   | 568,168 | 1,601,026 |
| Residential buildings .....               | 586,531                             | 915,079   | -35.9             | 375,169                             | 601,743   | 211,362 | 313,336   |
| 1-family dwellings .....                  | 446,023                             | 677,831   | -34.2             | 260,155                             | 478,665   | 185,868 | 199,166   |
| 2-family dwellings <sup>1</sup> .....     | 45,560                              | 49,998    | -8.9              | 45,560                              | 42,629    | 0       | 7,369     |
| Multifamily dwellings <sup>2</sup> .....  | 82,132                              | 164,046   | -49.9             | 68,546                              | 76,411    | 13,586  | 87,635    |
| Nonhousekeeping buildings .....           | 12,816                              | 25,204    | -49.2             | 908                                 | 4,038     | 11,908  | 19,166    |
| Nonresidential buildings .....            | 463,459                             | 1,510,688 | -69.3             | 106,653                             | 222,998   | 356,806 | 1,287,690 |
| Amusement buildings .....                 | 8,280                               | 5,516     | +50.1             | 1,468                               | 4,921     | 6,812   | 595       |
| Churches .....                            | 1,808                               | 6,020     | -70.0             | 1,740                               | 5,620     | 68      | 400       |
| Factories and workshops .....             | 283,845                             | 961,616   | -70.5             | 45,970                              | 99,603    | 237,875 | 862,013   |
| Public garages .....                      | 957                                 | 2,361     | -59.5             | 957                                 | 2,361     | 0       | 0         |
| Private garages .....                     | 7,790                               | 16,496    | -52.8             | 7,775                               | 16,496    | 15      | 0         |
| Service stations .....                    | 817                                 | 1,871     | -56.3             | 817                                 | 1,871     | 0       | 0         |
| Institutions .....                        | 39,351                              | 47,113    | -16.5             | 4,112                               | 8,753     | 35,239  | 38,360    |
| Office buildings .....                    | 2,959                               | 11,256    | -73.7             | 2,440                               | 11,003    | 519     | 253       |
| Public buildings .....                    | 48,654                              | 254,042   | -80.8             | 1,415                               | 2,732     | 47,239  | 251,310   |
| Public works and utilities .....          | 12,939                              | 132,607   | -90.2             | 10,679                              | 14,298    | 2,260   | 118,309   |
| Schools and libraries .....               | 13,822                              | 20,549    | -32.7             | 2,642                               | 9,692     | 11,180  | 10,857    |
| Sheds .....                               | 4,421                               | 4,631     | -4.5              | 4,415                               | 4,615     | 6       | 16        |
| Stables and barns .....                   | 487                                 | 58        | +739.7            | 478                                 | 58        | 9       | 0         |
| Stores and warehouses .....               | 33,276                              | 42,715    | -22.1             | 17,693                              | 37,163    | 15,583  | 5,552     |
| All other .....                           | 4,053                               | 3,835     | +5.7              | 4,052                               | 3,810     | 1       | 25        |
| Additions, alterations, and repairs ..... | 239,186                             | 278,472   | -14.1             | 221,869                             | 241,351   | 17,317  | 37,121    |
| On residential buildings .....            | 117,632                             | 106,867   | +10.1             | 115,627                             | 105,996   | 2,005   | 871       |
| Housekeeping dwellings .....              | 114,511                             | 103,693   | +10.4             | 112,972                             | 103,611   | 1,539   | 82        |
| Nonhousekeeping buildings .....           | 3,121                               | 3,174     | -1.7              | 2,655                               | 2,385     | 466     | 789       |
| On nonresidential buildings .....         | 121,554                             | 171,605   | -29.2             | 106,242                             | 135,355   | 15,312  | 36,250    |

<sup>1</sup> Includes 1- and 2-family dwellings with stores.

<sup>2</sup> Includes multifamily dwellings with stores.

Data from building-permit records are collected by the Bureau of Labor Statistics directly from local building officials in every State except Illinois, Massachusetts, New Jersey, New York, North Carolina, and Pennsylvania, where State departments of labor collect and forward the data to the Bureau. Notifications of contracts awarded for Federal and State projects, for which building permits are not ordinarily required, are sent in directly by the agency awarding the contract.

Reports of building permits were received in 1942 and 1943 from cities containing between 80 and 85 percent of the urban population of the country and provide the basis for estimating total number of buildings and dwelling units and valuation of private urban building construction. The same data for Federally financed urban building construction are compiled directly from notifications of construction contracts awarded as furnished by Federal agencies.

#### COMPARISON BY TYPE OF BUILDING

Permits issued and contracts awarded for new buildings as against additions, alterations, and repairs, represented 81 percent of the total valuation of all urban building construction started in 1943 as compared to 90 percent in 1942. In the latter year, nonresidential construction accounted for 62 percent of the new building total, principally as a result of the Federally financed industrial facilities construction program, then at its peak, and the action taken by the War Production Board early in 1942 drastically curtailing the volume of privately financed residential construction. By the end of the year, the bulk of the industrial facilities program was under way. Consequently, in 1943 well over half of the new building valuation was for residential building. Details on valuations by type of structure are shown in table 13.

*New residential buildings.*—One-family dwellings accounted for approximately three-fourths of the total valuations for new residential buildings in both 1942 and 1943; multifamily type structures made up most of the remainder. Limitations on critical building materials were reflected in proportionately greater declines in valuations for privately financed 1-family dwellings than for 2-family or multifamily structures and in reduced average valuations for both privately and Federally financed dwelling units.

*New nonresidential buildings.*—Nonresidential buildings accounted for 36 percent of the valuation of all urban building construction in 1943 as against 56 percent in 1942. The valuation of nonresidential buildings financed with Federal funds declined 72 percent from 1942, whereas the non-Federally financed dropped only 52 percent. Though three-fourths of the new nonresidential total for 1943 was Federally financed, this was a very different picture from that in 1942 when the value of Federal nonresidential building was almost six times that of the non-Federal.

Factory building valuations in 1943 exceeded by far the total for any other type of nonresidential building, aggregating \$284,000,000, or 61 percent of the 1943 new nonresidential total. Factory valuations in 1943, however, were 70 percent less than in 1942 when the industrial-facilities construction program was at its height and fac-

tories accounted for 64 percent of the new nonresidential total, or \$962,000,000.

In spite of an 81-percent decline between 1942 and 1943, public buildings were second in total valuation to factory buildings in both years. Virtually all of the buildings in this category were Federally financed and a substantial proportion were constructed for temporary, rather than permanent use. This was largely true, not only of public buildings, but of all Federally financed construction, except factories.

Valuation for institutional buildings totaled \$39,000,000 in 1943, or only 17 percent less than the \$47,000,000 for 1942. This decline was less than for any of the other principal types of nonresidential buildings, chiefly as a result of the hospital program of the Federal Works Agency.

Stores and warehouses, fourth in rank according to valuations in 1943, were valued at \$33,000,000, 22 percent less than in 1942. Public works and utilities aggregated slightly less than \$13,000,000 in 1943, or less than a tenth of the 1942 total when this type of construction ranked third among new nonresidential buildings. Increased recognition of the importance of recreation facilities and community centers in crowded war production areas was reflected in the 50-percent gain in valuations for amusement and recreation buildings, the only major type of nonresidential construction showing greater valuation in 1943 than in 1942.

*Additions, alterations, and repairs.*—In marked contrast to the sharp declines in new construction, the valuation in 1943 of all additions, alterations, and repairs taken together was only 14 percent below the 1942 level. Separating residential additions, alterations, and repairs from the nonresidential, however, it is significant that there was a rise of 10 percent in valuation in the former between the two years, as contrasted with a 29 percent decrease in the latter. To some extent this reflects, on the one hand, increased emphasis by the National Housing Agency on using existing structures for housing in-migrant war workers, and, on the other, a reduction in large nonresidential additions in 1943.

#### COMPARISON BY GEOGRAPHIC DIVISION

In 1940, at the beginning of the Defense Program, new industrial facilities were being constructed primarily in established industrial centers. Later, new plants were more generally located in areas previously far less important industrially. The construction of these plants and of housing and community facilities for the workers has had considerable influence in shifting the geographic distribution of urban building construction since 1940.

Consequently, whereas all geographic divisions shared in the 52-percent decline between 1942 and 1943 in the value of building permits issued and contracts awarded, the decreases varied widely. The smallest relative decline, 37 percent, occurred in the East North Central and Pacific States, both of which are areas of greatly expanded industrial activity. The largest declines occurred in the New England and the Middle Atlantic States.

TABLE 14.—*Valuation of Various Classes of Building Construction in All Urban Areas, by Geographic Division, 1942 and 1943*

[Valuation in thousands of dollars]

| Geographic division                        | Total     |           |                           | Other than Federal |           |                           | Federal   |           |                           |
|--|-----------|-----------|---------------------------|--------------------|-----------|---------------------------|-----------|-----------|---------------------------|
|  | Valuation |           | Per-<br>cent of<br>change | Valuation          |           | Per-<br>cent of<br>change | Valuation |           | Per-<br>cent of<br>change |
|  | 1943      | 1942      |                           | 1943               | 1942      |                           | 1943      | 1942      |                           |
| <b>All building construction</b>           |           |           |                           |                    |           |                           |           |           |                           |
| All divisions.....                         | 1,289,176 | 2,704,239 | -52.3                     | 703,691            | 1,066,092 | -34.0                     | 585,485   | 1,638,147 | -64.3                     |
| New England.....                           | 70,586    | 253,439   | -72.1                     | 42,872             | 74,147    | -42.2                     | 27,714    | 179,292   | -84.6                     |
| Middle Atlantic.....                       | 177,331   | 542,671   | -67.3                     | 102,170            | 203,868   | -49.9                     | 75,161    | 338,803   | -77.8                     |
| East North Central.....                    | 883,216   | 611,783   | -37.4                     | 197,080            | 304,627   | -35.3                     | 186,135   | 307,156   | -39.4                     |
| West North Central.....                    | 52,786    | 91,853    | -42.5                     | 29,668             | 55,788    | -46.8                     | 23,118    | 36,064    | -35.9                     |
| South Atlantic.....                        | 143,287   | 390,346   | -63.3                     | 86,771             | 126,765   | -31.5                     | 56,516    | 263,581   | -78.6                     |
| East South Central.....                    | 33,078    | 84,380    | -60.8                     | 18,175             | 25,252    | -28.0                     | 14,903    | 59,128    | -74.8                     |
| West South Central.....                    | 91,946    | 149,342   | -38.4                     | 47,710             | 72,198    | -33.9                     | 44,236    | 77,144    | -42.7                     |
| Mountain.....                              | 32,864    | 95,174    | -65.5                     | 23,814             | 24,065    | -1.1                      | 9,050     | 71,109    | -87.3                     |
| Pacific.....                               | 304,083   | 485,251   | -37.3                     | 155,431            | 179,381   | -13.4                     | 148,652   | 306,870   | -51.4                     |
| <b>New residential buildings</b>           |           |           |                           |                    |           |                           |           |           |                           |
| All divisions.....                         | 586,531   | 915,079   | -35.9                     | 375,169            | 601,743   | -37.7                     | 211,362   | 313,336   | -32.5                     |
| New England.....                           | 27,513    | 62,575    | -56.0                     | 16,173             | 35,938    | -55.0                     | 11,340    | 26,637    | -57.4                     |
| Middle Atlantic.....                       | 57,983    | 139,274   | -58.4                     | 37,865             | 99,026    | -61.8                     | 20,118    | 40,248    | -50.0                     |
| East North Central.....                    | 181,091   | 193,533   | -6.4                      | 126,274            | 171,336   | -26.3                     | 54,817    | 22,195    | +147.0                    |
| West North Central.....                    | 13,416    | 31,940    | -58.0                     | 10,267             | 30,801    | -66.7                     | 3,149     | 1,139     | +176.5                    |
| South Atlantic.....                        | 76,721    | 158,371   | -51.6                     | 55,407             | 80,434    | -31.1                     | 21,314    | 77,937    | -72.7                     |
| East South Central.....                    | 10,316    | 30,969    | -66.7                     | 7,708              | 12,662    | -39.1                     | 2,608     | 18,307    | -85.8                     |
| West South Central.....                    | 35,078    | 62,255    | -43.7                     | 25,542             | 46,156    | -44.7                     | 9,536     | 16,099    | -40.8                     |
| Mountain.....                              | 20,540    | 21,818    | -5.9                      | 14,693             | 14,928    | -1.6                      | 5,847     | 6,890     | -15.1                     |
| Pacific.....                               | 163,873   | 214,344   | -23.5                     | 81,240             | 110,460   | -26.5                     | 82,633    | 103,884   | -20.5                     |
| <b>New nonresidential buildings</b>        |           |           |                           |                    |           |                           |           |           |                           |
| All divisions.....                         | 463,459   | 1,510,688 | -69.3                     | 106,653            | 222,998   | -52.2                     | 356,806   | 1,287,690 | -72.3                     |
| New England.....                           | 22,125    | 161,381   | -86.3                     | 7,230              | 14,398    | -49.8                     | 14,895    | 146,983   | -89.9                     |
| Middle Atlantic.....                       | 70,802    | 337,060   | -79.0                     | 19,184             | 45,820    | -58.1                     | 51,618    | 291,240   | -82.3                     |
| East North Central.....                    | 180,218   | 352,828   | -57.4                     | 20,669             | 70,687    | -70.8                     | 129,549   | 282,141   | -54.1                     |
| West North Central.....                    | 26,154    | 45,451    | -39.8                     | 6,706              | 9,899     | -32.3                     | 19,448    | 33,552    | -42.0                     |
| South Atlantic.....                        | 39,015    | 198,530   | -80.4                     | 8,738              | 23,480    | -62.8                     | 30,277    | 175,050   | -82.7                     |
| East South Central.....                    | 13,997    | 44,229    | -68.4                     | 2,904              | 4,117     | -29.5                     | 11,093    | 40,112    | -72.3                     |
| West South Central.....                    | 38,213    | 71,797    | -46.8                     | 4,192              | 12,056    | -65.2                     | 34,021    | 59,741    | -43.1                     |
| Mountain.....                              | 5,272     | 66,870    | -92.1                     | 2,469              | 3,303     | -22.9                     | 2,803     | 63,667    | -96.6                     |
| Pacific.....                               | 97,663    | 234,542   | -58.4                     | 34,561             | 89,338    | -12.2                     | 63,102    | 195,204   | -67.7                     |
| <b>Additions, alterations, and repairs</b> |           |           |                           |                    |           |                           |           |           |                           |
| All divisions.....                         | 239,186   | 278,472   | -14.1                     | 221,869            | 241,351   | -8.1                      | 17,317    | 37,121    | -53.3                     |
| New England.....                           | 20,948    | 29,483    | -28.9                     | 19,469             | 23,811    | -18.2                     | 1,479     | 5,672     | -73.9                     |
| Middle Atlantic.....                       | 48,546    | 66,337    | -26.8                     | 45,121             | 59,022    | -23.6                     | 3,425     | 7,315     | -53.2                     |
| East North Central.....                    | 51,906    | 65,422    | -20.7                     | 50,137             | 62,602    | -19.9                     | 1,769     | 2,820     | -37.3                     |
| West North Central.....                    | 13,216    | 16,462    | -19.7                     | 12,695             | 15,089    | -15.9                     | 521       | 1,373     | -62.1                     |
| South Atlantic.....                        | 27,551    | 33,445    | -17.6                     | 22,626             | 22,851    | -1.0                      | 4,925     | 10,594    | -53.5                     |
| East South Central.....                    | 8,765     | 9,182     | -4.6                      | 7,563              | 8,473     | -10.7                     | 1,202     | 709       | +69.5                     |
| West South Central.....                    | 18,655    | 15,290    | +22.0                     | 17,976             | 13,986    | +28.5                     | 679       | 1,304     | -47.9                     |
| Mountain.....                              | 7,052     | 6,486     | +8.7                      | 6,652              | 5,934     | +12.1                     | 400       | 552       | -27.5                     |
| Pacific.....                               | 42,547    | 36,365    | +17.0                     | 39,630             | 29,583    | +34.0                     | 2,917     | 6,782     | -57.0                     |

The volume of urban building construction started in the East North Central States exceeded that of any other geographic division in both 1942 and 1943, accounting in those years for 23 and 30 percent, respectively, of the United States total. New residential valuations for this region were only 6 percent lower in 1943 than in 1942, whereas the value of new nonresidential buildings declined 57 percent and additions, alterations, and repairs, 21 percent. The relatively minor decrease in residential valuations resulted from the \$33,000,000 increase in the value of Federal war housing projects put under contract in this region during 1943. This increase is particularly significant when compared with the decline for all regions of about \$102,000,000 or almost a third of the \$313,000,000 Federal residential total for 1942. The two cities having the largest total valuation in 1943 were both in the East North Central States. Chicago ranked first with total valuations of \$74,000,000 and Detroit second with \$51,000,000. These two cities accounted for one-fourth of the regional total in 1942 and one-third in 1943.

The Pacific States, second to the East North Central in volume of permits issued and contracts awarded in 1943, was one of the three areas to show an increase (17 percent) between 1942 and 1943 in the valuation of additions, alterations, and repairs. The valuation of new residential construction declined 24 percent and of new nonresidential buildings, 58 percent. Federal residential construction in the Pacific region totaled \$82,600,000, higher than in any other region and almost two-fifths of the United States total. Contributing heavily to construction activity in the Pacific region were Maritime Commission projects valued at \$13,400,000 in Richmond, Calif.; Federal Public Housing Authority projects for 4,240 family dwelling units valued at \$7,900,000 in San Diego, Calif.; 3,283 family dwelling units at \$7,500,000 in Portland, Oreg.; and 3,496 family dwelling units valued at \$7,000,000 in San Francisco. The largest single contract for Federally financed construction in this area was for an oil refinery in Richmond, Calif., valued at \$13,515,000. Two cities of the Pacific region, Los Angeles and San Francisco, ranked third and fourth respectively in 1943 among all cities in the volume of building started.

Permits issued and contracts awarded in the Middle Atlantic States amounted to \$177,000,000 during 1943, a decrease of 67 percent from the 1942 total of \$543,000,000. Outstanding Federal construction awards in the Middle Atlantic area during 1943 included an aircraft plant in Scranton, Pa., for \$4,625,000 and a factory for aluminum forgings and propellers in Cannonsburg, Pa., for \$5,500,000. During 1943 the largest privately financed nonresidential permit in this area was issued during September for a factory to cost \$1,680,500 at Marcus Hook, Pa. Philadelphia reported permits issued for private dwelling units to cost \$6,500,000, over a sixth of the total for the entire Middle Atlantic area.

TABLE 15.—Number of Dwelling Units and Valuation of Building

| State                     | Number of dwelling units |         |         |         | Valuation (in thousands of dollars) |         |           |           |
|---------------------------|--------------------------|---------|---------|---------|-------------------------------------|---------|-----------|-----------|
|                           |                          |         |         |         | Total construction                  |         |           |           |
|                           | 1943                     |         | 1942    |         | 1943                                |         | 1942      |           |
|                           | Total                    | Federal | Total   | Federal | Total                               | Federal | Total     | Federal   |
| Total.....                | 210,623                  | 90,909  | 279,566 | 94,893  | 1,289,176                           | 585,485 | 2,704,239 | 1,638,147 |
| Alabama.....              | 2,042                    | 588     | 6,376   | 3,071   | 12,362                              | 6,207   | 33,983    | 24,513    |
| Arizona.....              | 1,340                    | 942     | 711     | 266     | 4,824                               | 2,485   | 19,113    | 16,754    |
| Arkansas.....             | 570                      | 0       | 1,558   | 270     | 2,396                               | 286     | 13,889    | 9,478     |
| California.....           | 46,716                   | 27,786  | 53,867  | 24,414  | 224,841                             | 113,915 | 362,191   | 216,647   |
| Colorado.....             | 491                      | 0       | 1,068   | 76      | 4,672                               | 339     | 27,392    | 22,227    |
| Connecticut.....          | 5,026                    | 2,701   | 7,992   | 3,892   | 28,985                              | 11,639  | 74,658    | 43,911    |
| Delaware.....             | 1,189                    | 518     | 562     | 530     | 4,631                               | 1,207   | 4,341     | 3,197     |
| District of Columbia..... | 5,234                    | 608     | 9,632   | 3,746   | 24,149                              | 8,453   | 80,847    | 61,889    |
| Florida.....              | 4,389                    | 1,154   | 5,789   | 2,939   | 25,864                              | 11,587  | 48,026    | 32,084    |
| Georgia.....              | 6,291                    | 2,880   | 5,572   | 2,854   | 21,154                              | 8,944   | 27,346    | 16,347    |
| Idaho.....                | 219                      | 60      | 121     | 0       | 1,556                               | 162     | 1,152     | 40        |
| Illinois.....             | 6,732                    | 1,500   | 9,364   | 2,106   | 105,706                             | 66,281  | 164,601   | 101,909   |
| Indiana.....              | 3,085                    | 1,650   | 5,699   | 106     | 31,250                              | 20,890  | 88,131    | 58,443    |
| Iowa.....                 | 181                      | 0       | 1,998   | 400     | 6,559                               | 2,267   | 19,098    | 9,084     |
| Kansas.....               | 2,810                    | 444     | 3,037   | 0       | 9,878                               | 1,445   | 11,215    | 404       |
| Kentucky.....             | 644                      | 0       | 1,770   | 652     | 5,673                               | 2,934   | 12,665    | 8,560     |
| Louisiana.....            | 1,767                    | 620     | 2,408   | 148     | 30,472                              | 26,040  | 38,618    | 29,518    |
| Maine.....                | 1,427                    | 740     | 2,925   | 2,082   | 7,349                               | 4,191   | 28,909    | 24,574    |
| Maryland.....             | 3,711                    | 248     | 7,819   | 2,320   | 15,833                              | 2,566   | 79,272    | 55,195    |
| Massachusetts.....        | 1,976                    | 566     | 4,471   | 862     | 28,948                              | 9,083   | 108,335   | 75,703    |
| Michigan.....             | 20,077                   | 7,465   | 16,244  | 1,106   | 125,009                             | 49,204  | 177,201   | 67,038    |
| Minnesota.....            | 87                       | 0       | 1,982   | 0       | 12,673                              | 7,782   | 20,675    | 5,292     |
| Mississippi.....          | 2,186                    | 778     | 2,825   | 1,448   | 4,685                               | 2,132   | 11,918    | 8,739     |
| Missouri.....             | 269                      | 0       | 2,128   | 0       | 10,481                              | 5,600   | 33,671    | 21,105    |
| Montana.....              | 212                      | 100     | 335     | 200     | 1,030                               | 197     | 1,082     | 711       |
| Nebraska.....             | 2,124                    | 1,117   | 992     | 0       | 11,352                              | 5,695   | 5,879     | 160       |
| Nevada.....               | 544                      | 164     | 1,208   | 0       | 2,222                               | 439     | 4,503     | 0         |
| New Hampshire.....        | 10                       | 0       | 228     | 85      | 435                                 | 61      | 3,773     | 2,627     |
| New Jersey.....           | 4,026                    | 720     | 10,757  | 1,453   | 39,198                              | 12,198  | 121,206   | 66,719    |
| New Mexico.....           | 753                      | 335     | 605     | 0       | 2,578                               | 1,258   | 2,818     | 460       |
| New York.....             | 5,029                    | 3,199   | 13,058  | 5,110   | 56,796                              | 24,082  | 192,878   | 119,697   |
| North Carolina.....       | 887                      | 60      | 2,843   | 750     | 6,385                               | 618     | 13,051    | 2,445     |
| North Dakota.....         | 0                        | 0       | 55      | 0       | 393                                 | 164     | 424       | 0         |
| Ohio.....                 | 17,068                   | 8,320   | 12,590  | 1,591   | 100,965                             | 44,852  | 133,888   | 58,446    |
| Oklahoma.....             | 1,675                    | 150     | 3,181   | 65      | 9,810                               | 1,508   | 11,745    | 1,184     |
| Oregon.....               | 5,938                    | 3,912   | 6,569   | 4,985   | 22,589                              | 9,896   | 42,105    | 31,044    |
| Pennsylvania.....         | 9,911                    | 3,932   | 13,850  | 3,623   | 81,337                              | 38,881  | 228,587   | 152,387   |
| Rhode Island.....         | 187                      | 105     | 911     | 300     | 3,790                               | 1,856   | 36,982    | 32,079    |
| South Carolina.....       | 436                      | 60      | 2,539   | 1,730   | 3,808                               | 891     | 11,822    | 6,928     |
| South Dakota.....         | 234                      | 0       | 198     | 0       | 1,450                               | 165     | 991       | 19        |
| Tennessee.....            | 1,203                    | 0       | 2,100   | 567     | 10,358                              | 3,630   | 25,814    | 17,316    |
| Texas.....                | 15,797                   | 4,478   | 17,447  | 5,160   | 49,268                              | 16,402  | 85,090    | 36,964    |
| Utah.....                 | 2,955                    | 400     | 3,516   | 1,850   | 13,255                              | 2,496   | 37,699    | 30,910    |
| Vermont.....              | 33                       | 25      | 206     | 125     | 1,079                               | 884     | 782       | 398       |
| Virginia.....             | 7,540                    | 3,615   | 14,148  | 5,440   | 38,683                              | 20,909  | 114,019   | 78,213    |
| Washington.....           | 12,427                   | 7,894   | 11,749  | 7,568   | 56,653                              | 24,841  | 80,955    | 58,179    |
| West Virginia.....        | 116                      | 0       | 601     | 0       | 2,780                               | 1,341   | 11,622    | 7,283     |
| Wisconsin.....            | 2,119                    | 370     | 3,823   | 1,003   | 20,265                              | 4,908   | 48,062    | 21,320    |
| Wyoming.....              | 940                      | 705     | 139     | 0       | 2,727                               | 1,674   | 815       | 7         |

<sup>1</sup> Includes valuation of dormitories and other nonhousekeeping residential buildings in addition to the housekeeping units shown in the first 2 columns.



## Construction in All Urban Areas of Each State, 1942 and 1943

| Valuation (in thousands of dollars)—Continued |         |         |         |                              |         |           |           |                                     |         |         |         |
|---|---------|---------|---------|------------------------------|---------|-----------|-----------|-------------------------------------|---------|---------|---------|
| New residential buildings <sup>1</sup>        |         |         |         | New nonresidential buildings |         |           |           | Additions, alterations, and repairs |         |         |         |
| 1943  |         | 1942    |         | 1943                         |         | 1942      |           | 1943                                |         | 1942    |         |
| Total   | Federal | Total   | Federal | Total                        | Federal | Total     | Federal   | Total                               | Federal | Total   | Federal |
| 586,531                                       | 211,362 | 915,079 | 313,336 | 463,459                      | 356,806 | 1,510,688 | 1,287,690 | 239,186                             | 17,317  | 278,472 | 37,121  |
| 3,614   | 1,370   | 15,888  | 10,685  | 5,319                        | 4,225   | 14,689    | 13,463    | 3,429                               | 612     | 3,406   | 365     |
| 2,793   | 1,877   | 2,164   | 1,014   | 887                          | 565     | 16,103    | 15,736    | 1,144                               | 43      | 846     | 4       |
| 369   | 0       | 3,391   | 818     | 745                          | 275     | 9,380     | 8,644     | 1,282                               | 11      | 1,118   | 16      |
| 113,692                                       | 58,329  | 163,037 | 61,273  | 80,909                       | 53,234  | 179,831   | 149,153   | 30,240                              | 2,352   | 29,323  | 6,221   |
| 1,290   | 0       | 2,884   | 261     | 846                          | 304     | 22,511    | 21,890    | 2,536                               | 35      | 1,997   | 76      |
| 16,822  | 7,594   | 31,022  | 14,049  | 5,850                        | 3,718   | 35,256    | 29,612    | 6,313                               | 327     | 8,380   | 250     |
| 3,523   | 1,128   | 2,351   | 2,223   | 331                          | 79      | 1,359     | 961       | 777                                 | 0       | 631     | 13      |
| 14,974  | 1,861   | 38,709  | 23,582  | 6,516                        | 5,776   | 37,169    | 35,213    | 2,659                               | 816     | 4,969   | 3,094   |
| 9,838   | 2,645   | 15,677  | 8,236   | 9,122                        | 7,772   | 25,015    | 21,844    | 6,904                               | 1,170   | 7,334   | 2,004   |
| 14,347  | 5,813   | 12,156  | 6,373   | 3,051                        | 2,722   | 11,917    | 9,728     | 3,756                               | 409     | 3,273   | 246     |
| 639   | 158     | 249     | 0       | 341                          | 4       | 392       | 40        | 576                                 | 0       | 511     | 0       |
| 29,578  | 7,597   | 39,465  | 7,826   | 63,922                       | 57,765  | 110,244   | 92,473    | 12,206                              | 919     | 14,792  | 1,610   |
| 7,318   | 3,883   | 18,592  | 333     | 19,550                       | 17,280  | 64,013    | 57,841    | 4,382                               | 227     | 5,526   | 269     |
| 4,493   | 0       | 6,404   | 1,139   | 4,146                        | 2,245   | 9,867     | 1,920     | 2,227                               | 22      | 2,827   | 22      |
| 6,209   | 983     | 7,828   | 0       | 1,167                        | 390     | 1,448     | 317       | 2,502                               | 72      | 1,939   | 87      |
| 1,817   | 0       | 4,291   | 1,881   | 3,344                        | 2,715   | 7,199     | 6,546     | 1,012                               | 219     | 1,175   | 133     |
| 2,961   | 1,053   | 6,456   | 562     | 20,052                       | 24,693  | 29,631    | 28,418    | 2,459                               | 294     | 2,531   | 538     |
| 3,837   | 2,102   | 10,000  | 7,451   | 2,287                        | 1,889   | 17,752    | 16,842    | 1,225                               | 200     | 1,157   | 281     |
| 9,492   | 732     | 22,507  | 8,561   | 3,181                        | 1,747   | 53,433    | 46,089    | 3,160                               | 87      | 3,332   | 545     |
| 6,193   | 1,281   | 16,740  | 3,192   | 11,433                       | 7,203   | 75,584    | 68,824    | 11,322                              | 599     | 16,011  | 3,687   |
| 77,334  | 19,805  | 69,383  | 4,123   | 33,757                       | 29,069  | 89,789    | 62,878    | 13,918                              | 330     | 18,029  | 337     |
| 124   | 0       | 7,649   | 0       | 9,042                        | 7,729   | 8,000     | 5,225     | 3,507                               | 53      | 4,926   | 67      |
| 2,774   | 1,238   | 5,645   | 4,147   | 817                          | 536     | 5,073     | 4,475     | 1,094                               | 358     | 1,200   | 117     |
| 422   | 0       | 6,343   | 0       | 7,055                        | 5,307   | 22,534    | 19,943    | 3,004                               | 293     | 4,794   | 1,162   |
| 487   | 197     | 1,024   | 689     | 190                          | 0       | 215       | 2         | 353                                 | 0       | 443     | 20      |
| 5,465   | 2,166   | 3,125   | 0       | 4,233                        | 3,513   | 1,344     | 144       | 1,654                               | 16      | 1,410   | 16      |
| 1,451   | 365     | 3,681   | 0       | 397                          | 74      | 410       | 0         | 374                                 | 0       | 412     | 0       |
| 11  | 0       | 740     | 388     | 122                          | 46      | 2,068     | 1,869     | 302                                 | 15      | 965     | 370     |
| 11,586  | 1,823   | 36,532  | 5,727   | 14,938                       | 9,710   | 70,318    | 59,921    | 12,674                              | 665     | 14,356  | 1,071   |
| 1,453   | 669     | 1,628   | 0       | 648                          | 562     | 625       | 456       | 477                                 | 27      | 565     | 4       |
| 13,785  | 7,407   | 48,360  | 20,109  | 22,906                       | 15,439  | 115,292   | 96,827    | 20,105                              | 1,236   | 29,226  | 2,761   |
| 2,431   | 143     | 7,282   | 1,656   | 1,516                        | 295     | 2,615     | 649       | 2,438                               | 180     | 3,154   | 140     |
| 0   | 0       | 142     | 0       | 284                          | 145     | 105       | 0         | 109                                 | 19      | 177     | 0       |
| 59,170  | 23,003  | 52,098  | 6,838   | 27,206                       | 21,692  | 63,894    | 51,011    | 14,609                              | 157     | 17,896  | 597     |
| 6,012   | 895     | 8,995   | 199     | 1,007                        | 560     | 1,524     | 953       | 2,791                               | 53      | 1,226   | 32      |
| 16,408  | 8,686   | 18,643  | 13,536  | 2,519                        | 1,116   | 21,364    | 17,440    | 3,662                               | 94      | 2,098   | 68      |
| 32,612  | 10,888  | 54,382  | 14,412  | 32,958                       | 26,469  | 151,450   | 134,492   | 15,767                              | 1,524   | 22,755  | 3,483   |
| 562   | 301     | 3,506   | 1,159   | 1,638                        | 1,220   | 30,641    | 29,836    | 1,690                               | 335     | 2,835   | 1,084   |
| 752   | 128     | 5,272   | 3,478   | 1,432                        | 669     | 4,965     | 2,972     | 1,594                               | 94      | 1,585   | 478     |
| 703   | 0       | 449     | 0       | 227                          | 119     | 153       | 0         | 520                                 | 46      | 389     | 19      |
| 2,611   | 0       | 5,145   | 1,594   | 4,517                        | 3,617   | 17,268    | 15,628    | 3,230                               | 13      | 3,401   | 94      |
| 25,736  | 7,588   | 43,413  | 14,520  | 11,409                       | 8,493   | 31,262    | 21,726    | 12,123                              | 321     | 10,415  | 718     |
| 10,138  | 983     | 9,766   | 4,926   | 1,843                        | 1,294   | 26,422    | 25,543    | 1,274                               | 219     | 1,511   | 441     |
| 88  | 62      | 567     | 398     | 895                          | 819     | 80        | 0         | 96                                  | 3       | 135     | 0       |
| 21,078  | 8,864   | 52,670  | 23,828  | 12,179                       | 9,894   | 53,592    | 50,314    | 5,426                               | 2,151   | 7,757   | 4,071   |
| 33,773  | 15,618  | 42,664  | 29,075  | 14,235                       | 8,752   | 33,347    | 28,611    | 8,645                               | 471     | 4,944   | 493     |
| 286   | 0       | 1,747   | 0       | 1,657                        | 1,323   | 8,465     | 7,280     | 837                                 | 18      | 1,410   | 3       |
| 7,091   | 1,029   | 13,995  | 3,075   | 5,783                        | 3,743   | 24,888    | 18,288    | 6,791                               | 136     | 9,179   | 7       |
| 2,289   | 1,598   | 422     | 0       | 120                          | 0       | 192       | 0         | 318                                 | 76      | 201     | 7       |

The South Atlantic States ranked fourth in volume of building construction started during 1943. The \$143,300,000 total in 1943 was 63 percent less than the total for 1942, principally because of a decline of 79 percent in the value of Federally financed contracts awarded. Federally financed construction placed under contract declined sharply between 1942 and 1943 in such previously active centers as Washington, D. C.; Baltimore, Md.; and Norfolk, Va. For example, in Washington, Federal war housing projects valued at \$23,582,000 were placed under contract during 1942, but in 1943 the value of such projects decreased by 92 percent to only \$1,861,000. The principal exceptions in this region to the general decline in private residential valuations were Jacksonville, Fla., where there was an increase from \$2,000,000 in 1942 to \$4,800,000 in 1943 and Wilmington, Del., where the rise from \$109,000 to \$2,300,000 was considerably steeper.

The decline of 86 percent in the valuation of nonresidential building construction was primarily responsible for the 72-percent decrease in total valuations for the New England States between 1942 and 1943. In the Mountain States, though new nonresidential building decreased 92 percent, residential building declined but 6 percent and additions, alterations, and repairs increased 9 percent from 1942 to 1943. The greatest increase in additions, alterations, and repairs (22 percent) occurred in the West South Central States. New residential valuations in this area decreased 44 percent and new nonresidential valuations 47 percent. The largest single contract awarded in this region in 1943 was for a Federally financed aircraft plant to be built in New Orleans at a cost of \$14,000,000. This accounted for over half of the total for New Orleans for 1943 and resulted in this city's ranking fifth among all cities in the volume of building put under construction.

#### COMPARISON BY STATES

The location as well as the volume of building has been sharply altered during the war period. Much of the direct military construction, i. e., army camps and many industrial facilities, have of necessity been located outside of urban areas. However, the tendency toward increased concentration of building construction in certain States during 1943 is clearly shown in table 15. Almost half of the urban building construction started during 1943 was located in five States—California, Michigan, Illinois, Ohio, and Pennsylvania. In 1942, less than 40 percent of the urban building was in these same States. In both years California led in the value of building construction started, accounting for 13 percent of the United States total in 1942 and 17 percent in 1943. Pennsylvania, which was second in volume in 1942, fell to fifth place in 1943 and New York, which was third in 1942, ranked sixth in 1943. Michigan, Illinois, and Ohio, in that order, were fourth, fifth, and sixth in 1942 and second, third, and fourth in 1943.

In 1943, 23, or almost half, of the States had less than \$10,000,000 worth of urban building put under construction, as compared to only 11 such States the previous year.

**TABLE 16.—Valuation of Various Classes of Building Construction in All Urban Areas, by City Size, 1942 and 1943**

[Valuation in thousands of dollars]

| Size of city                               | Total construction |           |                           | Other than Federal |           |                           | Federal   |           |                           |
|--|--------------------|-----------|---------------------------|--------------------|-----------|---------------------------|-----------|-----------|---------------------------|
|  | Valuation          |           | Per-<br>cent of<br>change | Valuation          |           | Per-<br>cent of<br>change | Valuation |           | Per-<br>cent of<br>change |
|  | 1943               | 1942      |                           | 1943               | 1942      |                           | 1943      | 1942      |                           |
| <b>All building construction</b>           |                    |           |                           |                    |           |                           |           |           |                           |
| All urban areas.....                       | 1,289,176          | 2,704,239 | -52.3                     | 703,691            | 1,066,092 | -34.0                     | 585,485   | 1,638,147 | -64.3                     |
| 500,000 and over.....                      | 326,616            | 713,620   | -54.2                     | 169,439            | 271,520   | -37.6                     | 157,177   | 442,100   | -64.4                     |
| 100,000 and under 500,000.....             | 345,998            | 532,029   | -40.6                     | 186,402            | 227,171   | -18.0                     | 159,596   | 354,858   | -55.0                     |
| 50,000 and under 100,000.....              | 140,213            | 342,024   | -59.0                     | 74,882             | 124,075   | -39.9                     | 65,331    | 217,349   | -69.9                     |
| 25,000 and under 50,000.....               | 126,517            | 232,868   | -55.3                     | 72,655             | 125,329   | -42.0                     | 53,862    | 157,539   | -65.8                     |
| 10,000 and under 25,000.....               | 185,809            | 435,919   | -57.4                     | 93,604             | 148,481   | -37.0                     | 92,205    | 287,438   | -67.9                     |
| 5,000 and under 10,000.....                | 101,677            | 225,692   | -54.9                     | 63,326             | 96,626    | -34.5                     | 38,351    | 129,066   | -70.3                     |
| 2,500 and under 5,000.....                 | 62,340             | 122,087   | -48.9                     | 43,383             | 72,290    | -40.0                     | 18,963    | 49,797    | -61.9                     |
| <b>New residential buildings</b>           |                    |           |                           |                    |           |                           |           |           |                           |
| All urban areas.....                       | 586,531            | 915,079   | -35.1                     | 375,169            | 601,743   | -37.7                     | 211,362   | 313,336   | -32.5                     |
| 500,000 and over.....                      | 127,648            | 210,303   | -39.3                     | 86,376             | 146,312   | -41.0                     | 41,272    | 63,991    | -35.5                     |
| 100,000 and under 500,000.....             | 145,595            | 186,148   | -21.8                     | 95,580             | 125,024   | -23.6                     | 50,015    | 61,124    | -18.2                     |
| 50,000 and under 100,000.....              | 60,785             | 110,476   | -45.0                     | 35,272             | 61,538    | -42.0                     | 25,513    | 48,938    | -47.9                     |
| 25,000 and under 50,000.....               | 53,293             | 88,125    | -39.5                     | 32,306             | 67,153    | -51.9                     | 20,987    | 20,972    | +1                        |
| 10,000 and under 25,000.....               | 108,188            | 180,104   | -39.9                     | 58,892             | 94,488    | -37.7                     | 49,296    | 85,616    | -42.4                     |
| 5,000 and under 10,000.....                | 56,660             | 90,959    | -37.7                     | 39,587             | 65,921    | -39.9                     | 17,073    | 25,038    | -31.8                     |
| 2,500 and under 5,000.....                 | 34,362             | 48,964    | -29.8                     | 27,156             | 41,307    | -34.3                     | 7,206     | 7,657     | -5.9                      |
| <b>New nonresidential buildings</b>        |                    |           |                           |                    |           |                           |           |           |                           |
| All urban areas.....                       | 463,459            | 1,510,688 | -69.3                     | 106,653            | 222,998   | -52.2                     | 356,806   | 1,287,690 | -72.3                     |
| 500,000 and over.....                      | 141,079            | 424,983   | -66.8                     | 30,488             | 62,756    | -51.4                     | 110,591   | 362,227   | -69.5                     |
| 100,000 and under 500,000.....             | 129,453            | 327,784   | -60.5                     | 24,467             | 42,662    | -42.7                     | 104,986   | 285,122   | -63.2                     |
| 50,000 and under 100,000.....              | 49,514             | 198,645   | -75.1                     | 11,692             | 33,011    | -64.6                     | 37,822    | 165,634   | -77.2                     |
| 25,000 and under 50,000.....               | 41,964             | 157,793   | -73.4                     | 10,397             | 25,071    | -58.5                     | 31,567    | 132,722   | -76.2                     |
| 10,000 and under 25,000.....               | 51,529             | 223,108   | -76.9                     | 10,830             | 25,385    | -57.3                     | 40,699    | 197,723   | -79.4                     |
| 5,000 and under 10,000.....                | 31,402             | 118,247   | -73.4                     | 11,350             | 15,638    | -27.4                     | 20,052    | 102,609   | -80.5                     |
| 2,500 and under 5,000.....                 | 18,518             | 60,128    | -69.2                     | 7,429              | 18,475    | -59.8                     | 11,089    | 41,653    | -73.4                     |
| <b>Additions, alterations, and repairs</b> |                    |           |                           |                    |           |                           |           |           |                           |
| All urban areas.....                       | 239,186            | 278,472   | -14.1                     | 221,869            | 241,351   | -8.1                      | 17,317    | 37,121    | -53.4                     |
| 500,000 and over.....                      | 57,889             | 78,334    | -26.1                     | 52,575             | 62,452    | -15.8                     | 5,314     | 15,882    | -66.5                     |
| 100,000 and under 500,000.....             | 70,950             | 68,097    | +4.2                      | 66,355             | 59,485    | +11.5                     | 4,595     | 8,612     | -46.7                     |
| 50,000 and under 100,000.....              | 29,914             | 32,903    | -9.1                      | 27,918             | 30,126    | -7.3                      | 1,996     | 2,777     | -28.1                     |
| 25,000 and under 50,000.....               | 31,260             | 36,960    | -15.4                     | 29,952             | 33,105    | -9.5                      | 1,308     | 3,845     | -66.0                     |
| 10,000 and under 25,000.....               | 26,092             | 32,707    | -20.2                     | 23,882             | 28,608    | -16.5                     | 2,210     | 4,099     | -46.1                     |
| 5,000 and under 10,000.....                | 13,615             | 16,486    | -17.4                     | 12,389             | 15,067    | -17.8                     | 1,226     | 1,419     | -13.6                     |
| 2,500 and under 5,000.....                 | 9,466              | 12,995    | -27.2                     | 8,798              | 12,508    | -29.7                     | 668       | 487       | +37.2                     |

## COMPARISON BY SIZE OF CITY

Building-construction valuations declined between 1942 and 1943 in all city-size groups shown in table 16 with the smallest drop, 41 percent, occurring in cities of 100,000 to 500,000 population and the greatest, 59 percent, in the 50,000 to 100,000 population group. Decreases in new nonresidential building valuations were substantially greater than for new residential building valuations in all cases. Valuations for additions, alterations, and repairs decreased even less than for new residential buildings in each group, and actually increased slightly in cities of 100,000 to 500,000 population. Decreases in total Federal valuations exceeded those for non-Federal construction in each size class. On the basis of 1940 populations, 1943 valuations per capita were generally higher in the larger cities (except New York City) than in the smaller cities. Per capita valuations in 1943 ranged from a low of \$12.40 for cities of 2,500 to 5,000 population to a high of \$22.15 for cities of 100,000 to 500,000 population.

## COMPARISON BY MONTHS

The monthly volume of urban building construction for which permits were issued or construction contracts were awarded during 1942 and 1943 reached its peak of \$331,000,000 in April 1942, the same month that the War Production Board issued Conservation Order L-41 halting all nonessential construction. By August 1942, the volume was about half of the April peak and since the early part of 1943 has remained almost constant at slightly over \$100,000,000 a month. Residential construction volume varied from \$126,000,000 in February 1942 to about one-third of this amount in September 1943. Fluctuations in the volume of nonresidential building were more marked, with monthly totals ranging from a peak of \$226,000,000 in July 1942 to \$29,000,000 in August 1943. The value of additions, alterations, and repairs declined somewhat but did not drop as sharply in 1942 after the restrictions of L-41 were imposed as did valuations for new buildings. Since January 1943, the volume of this type of work has in fact been increasing and during the last half of 1943 was at about the mid-1942 level.

The relative importance of the Federal war construction program in the monthly volume of urban building construction started was considerably less in 1943 than in 1942. In each of 9 months in 1942 Federal valuations accounted for more than half of the urban total and in 2 months, May and July, were much more than twice the non-Federal valuations. In contrast, in 1943 the latter exceeded Federal valuations in all except the first 3 months, and in 2 months, August and September, were more than double the Federal.

The absence of seasonal fluctuations in the total volume of building construction started in 1943 reflects the relatively larger total valuations for Federal contracts awarded during winter months coupled with the effects of materials control on private work.

TABLE 17.—*Valuation of Various Classes of Building Construction in Urban Areas, By Source of Funds and Months, 1942 and 1943*

[Valuation in thousands of dollars]

| Month                    | Valuation                    |                  |                    | Federal as percent of total | Valuation                           |                |                    | Federal as percent of total |
|--------------------------|------------------------------|------------------|--------------------|-----------------------------|-------------------------------------|----------------|--------------------|-----------------------------|
|                          | Total                        | Federal          | Other than Federal |                             | Total                               | Federal        | Other than Federal |                             |
|                          | Total construction           |                  |                    |                             | New residential buildings           |                |                    |                             |
| <b>Total: 1942</b> ..... | <b>2,704,239</b>             | <b>1,638,147</b> | <b>1,066,092</b>   | <b>60.6</b>                 | <b>915,079</b>                      | <b>313,336</b> | <b>601,743</b>     | <b>34.2</b>                 |
| January.....             | 213,731                      | 105,785          | 107,946            | 49.5                        | 75,412                              | 18,034         | 57,378             | 23.9                        |
| February.....            | 331,793                      | 210,090          | 121,703            | 63.3                        | 126,359                             | 53,450         | 72,909             | 42.3                        |
| March.....               | 279,362                      | 119,296          | 160,066            | 42.7                        | 110,292                             | 9,685          | 100,607            | 8.8                         |
| April.....               | 331,043                      | 195,854          | 135,189            | 59.2                        | 108,783                             | 28,051         | 80,732             | 25.8                        |
| May.....                 | 327,698                      | 246,773          | 80,925             | 75.3                        | 86,586                              | 46,589         | 39,997             | 53.8                        |
| June.....                | 219,848                      | 143,354          | 76,494             | 65.2                        | 67,453                              | 30,325         | 37,128             | 45.0                        |
| July.....                | 304,654                      | 223,764          | 80,900             | 73.4                        | 52,630                              | 11,590         | 41,040             | 22.0                        |
| August.....              | 149,203                      | 76,870           | 72,333             | 51.5                        | 49,422                              | 9,668          | 39,754             | 19.6                        |
| September.....           | 175,644                      | 102,047          | 73,597             | 58.1                        | 73,011                              | 31,679         | 41,332             | 43.4                        |
| October.....             | 158,003                      | 94,515           | 63,488             | 59.8                        | 73,531                              | 36,100         | 37,431             | 48.9                        |
| November.....            | 94,105                       | 45,818           | 48,287             | 48.7                        | 48,182                              | 19,054         | 29,128             | 39.5                        |
| December.....            | 119,185                      | 73,991           | 45,164             | 62.1                        | 43,118                              | 19,111         | 24,007             | 44.3                        |
| <b>Total: 1943</b> ..... | <b>1,289,176</b>             | <b>585,485</b>   | <b>703,691</b>     | <b>45.4</b>                 | <b>586,531</b>                      | <b>211,362</b> | <b>375,169</b>     | <b>36.0</b>                 |
| January.....             | 121,235                      | 88,524           | 32,711             | 73.0                        | 50,288                              | 32,937         | 17,351             | 65.5                        |
| February.....            | 112,298                      | 78,826           | 33,472             | 70.2                        | 53,633                              | 36,055         | 17,578             | 67.2                        |
| March.....               | 103,690                      | 58,030           | 45,620             | 56.0                        | 50,981                              | 23,602         | 27,379             | 46.3                        |
| April.....               | 100,658                      | 47,323           | 53,335             | 47.0                        | 47,605                              | 16,960         | 30,645             | 35.7                        |
| May.....                 | 104,462                      | 40,445           | 64,017             | 38.7                        | 55,333                              | 17,271         | 38,062             | 31.2                        |
| June.....                | 104,045                      | 40,860           | 63,185             | 39.3                        | 41,891                              | 6,096          | 35,795             | 14.6                        |
| July.....                | 105,964                      | 40,290           | 65,674             | 38.0                        | 45,908                              | 10,288         | 35,610             | 22.4                        |
| August.....              | 105,173                      | 31,942           | 73,231             | 30.4                        | 52,643                              | 9,798          | 42,845             | 18.6                        |
| September.....           | 103,616                      | 29,715           | 73,901             | 28.7                        | 41,632                              | 7,216          | 34,416             | 17.4                        |
| October.....             | 114,899                      | 42,372           | 72,527             | 36.9                        | 50,641                              | 12,610         | 37,931             | 25.0                        |
| November.....            | 111,127                      | 44,981           | 66,146             | 40.5                        | 54,301                              | 24,543         | 29,758             | 45.2                        |
| December.....            | 102,049                      | 42,177           | 59,872             | 41.3                        | 41,975                              | 13,976         | 27,999             | 33.3                        |
|                          | New nonresidential buildings |                  |                    |                             | Additions, alterations, and repairs |                |                    |                             |
| <b>Total: 1942</b> ..... | <b>1,510,688</b>             | <b>1,287,690</b> | <b>222,998</b>     | <b>85.2</b>                 | <b>278,472</b>                      | <b>37,121</b>  | <b>241,351</b>     | <b>13.3</b>                 |
| January.....             | 111,494                      | 84,356           | 27,048             | 75.7                        | 26,915                              | 3,395          | 23,520             | 12.6                        |
| February.....            | 181,383                      | 153,190          | 28,193             | 84.5                        | 24,051                              | 3,450          | 20,601             | 14.3                        |
| March.....               | 138,617                      | 107,017          | 31,600             | 77.2                        | 30,453                              | 2,594          | 27,859             | 8.5                         |
| April.....               | 192,764                      | 166,497          | 26,267             | 86.4                        | 29,496                              | 1,306          | 28,190             | 4.4                         |
| May.....                 | 216,309                      | 196,196          | 20,113             | 90.7                        | 24,303                              | 3,988          | 20,315             | 16.1                        |
| June.....                | 127,063                      | 109,287          | 17,776             | 86.0                        | 25,332                              | 3,742          | 21,590             | 14.8                        |
| July.....                | 226,288                      | 207,051          | 19,237             | 91.5                        | 25,736                              | 5,113          | 20,623             | 19.9                        |
| August.....              | 75,910                       | 62,777           | 13,133             | 82.7                        | 23,871                              | 4,425          | 19,446             | 18.5                        |
| September.....           | 81,565                       | 67,854           | 13,711             | 83.2                        | 21,068                              | 2,514          | 18,554             | 11.9                        |
| October.....             | 65,515                       | 56,175           | 9,340              | 85.7                        | 18,657                              | 2,240          | 16,417             | 12.0                        |
| November.....            | 31,524                       | 25,651           | 5,873              | 81.4                        | 14,399                              | 1,113          | 13,286             | 7.7                         |
| December.....            | 62,346                       | 51,639           | 10,707             | 82.8                        | 13,691                              | 3,241          | 10,450             | 23.7                        |
| <b>Total: 1943</b> ..... | <b>463,459</b>               | <b>356,806</b>   | <b>106,653</b>     | <b>77.0</b>                 | <b>239,186</b>                      | <b>17,317</b>  | <b>221,869</b>     | <b>7.2</b>                  |
| January.....             | 59,157                       | 53,618           | 5,539              | 90.6                        | 11,790                              | 1,969          | 9,821              | 16.7                        |
| February.....            | 45,171                       | 40,562           | 4,609              | 89.8                        | 13,494                              | 2,209          | 11,285             | 16.4                        |
| March.....               | 37,481                       | 32,866           | 4,615              | 87.7                        | 15,188                              | 1,562          | 13,626             | 10.3                        |
| April.....               | 35,640                       | 28,612           | 7,028              | 80.3                        | 17,513                              | 1,751          | 15,762             | 10.0                        |
| May.....                 | 31,233                       | 21,973           | 9,260              | 70.4                        | 17,896                              | 1,201          | 16,695             | 6.7                         |
| June.....                | 40,389                       | 33,273           | 7,116              | 82.4                        | 21,765                              | 1,491          | 20,274             | 6.9                         |
| July.....                | 37,479                       | 29,325           | 8,154              | 78.2                        | 22,577                              | 667            | 21,910             | 3.0                         |
| August.....              | 28,588                       | 20,900           | 7,688              | 73.1                        | 23,942                              | 1,244          | 22,698             | 5.2                         |
| September.....           | 35,531                       | 21,075           | 14,456             | 59.3                        | 26,553                              | 1,424          | 25,129             | 5.4                         |
| October.....             | 40,157                       | 28,630           | 11,527             | 71.3                        | 24,201                              | 1,132          | 23,069             | 4.7                         |
| November.....            | 33,710                       | 19,027           | 14,683             | 56.4                        | 23,116                              | 1,411          | 21,705             | 6.1                         |
| December.....            | 38,923                       | 26,945           | 11,978             | 69.2                        | 21,151                              | 1,256          | 19,895             | 5.9                         |

*New Dwelling Units in Nonfarm Areas, 1942 and 1943*<sup>6</sup>

The figures shown in this section are estimates covering the construction of all new family dwelling units in the nonfarm area of the United States. The "nonfarm area" of the United States consists of all urban and rural nonfarm places. The urban designation is applied to all incorporated places with a population of 2,500 or more in 1940, and, by special rule, to a small number of unincorporated civil divisions. Rural nonfarm construction includes all construction for nonagricultural use in unincorporated areas and incorporated places of less than 2,500 population. Hence, urban construction is classified by location, whereas rural nonfarm construction is classified according to the intended use of individual buildings.

Building-permit reports collected by the Bureau of Labor Statistics have provided the basic information for current estimates of residential construction. The Bureau began the regular collection of these data in 1920, at first including only the larger cities. Since that time coverage has been steadily expanded until it now includes more than 2,400 cities and 1,000 rural incorporated places. In addition, since 1939 a small number of counties have reported building permits issued for their unincorporated areas. Valuable supplementary data, particularly with respect to rural construction, were made available for the period January 1940 through August 1942 by the Defense Housing Survey, a joint enterprise of the Bureau of Labor Statistics, the National Housing Agency, and the Work Projects Administration.

Since building permits are issued when construction work is about to start, estimates derived from permits represent the future dwelling-unit capacity of buildings upon which construction was started in the period specified. No attempt is made here to estimate the number of family accommodations gained by alterations and conversions or those lost by demolitions.

## TRENDS FROM 1910 THROUGH 1943

The 1943 total of 351,000 new nonfarm family dwelling units started was less than half of the 1941 post-depression peak of 715,000 units, and somewhat over a third of the 1925 peak of 937,000 units. On the other hand, it was only slightly less than the average for the preceding decade (1933-42) and almost four times the 1933 low of 93,000 units. The 1943 volume exceeded that of any year during the first World War (1917-20) and the period 1930 through 1937.

The similarity in the effects of World War I and II on the number of new dwelling units can be seen from table 18. In 1917, as in 1942, the volume of new units declined sharply and continued to decline through the second year of the United States' active participation in the war. The rate of decline was, however, much greater in 1917-18. The principal difference lay in the volume of publicly financed war housing. Very few publicly financed family dwellings were provided during the first World War; of the few thousand units that were built, the first became available late in 1918. In striking contrast, during 1942 and 1943 the Federal Government provided

<sup>6</sup> This section of the bulletin appeared as an article in the *Monthly Labor Review* for March 1944 (pp. 536-544) and may be obtained in reprint form as Serial No. R. 1623.

over two-fifths of all new units. For the most part these were temporary units, which will not become part of the permanent housing supply.

TABLE 18.—*New Dwelling Units in Nonfarm Areas, 1910-43*<sup>1</sup>

| Year | Total non-farm | Area <sup>2</sup> |                | Type of dwelling |                       |                           |
|------|----------------|-------------------|----------------|------------------|-----------------------|---------------------------|
|      |                | Urban             | Rural non-farm | 1-family         | 2-family <sup>3</sup> | Multi-family <sup>4</sup> |
| 1910 | 475,000        |                   |                |                  |                       |                           |
| 1911 | 480,000        |                   |                |                  |                       |                           |
| 1912 | 490,000        |                   |                |                  |                       |                           |
| 1913 | 455,000        |                   |                |                  |                       |                           |
| 1914 | 445,000        |                   |                |                  |                       |                           |
| 1915 | 475,000        |                   |                |                  |                       |                           |
| 1916 | 480,000        |                   |                |                  |                       |                           |
| 1917 | 230,000        |                   |                |                  |                       |                           |
| 1918 | 120,000        |                   |                |                  |                       |                           |
| 1919 | 330,000        |                   |                |                  |                       |                           |
| 1920 | 247,000        | 196,000           | 51,000         | 202,000          | 24,000                | 21,000                    |
| 1921 | 449,000        | 359,000           | 90,000         | 316,000          | 70,000                | 63,000                    |
| 1922 | 716,000        | 574,000           | 142,000        | 437,000          | 146,000               | 133,000                   |
| 1923 | 871,000        | 698,000           | 173,000        | 513,000          | 175,000               | 183,000                   |
| 1924 | 893,000        | 716,000           | 177,000        | 534,000          | 173,000               | 186,000                   |
| 1925 | 937,000        | 752,000           | 185,000        | 572,000          | 157,000               | 208,000                   |
| 1926 | 849,000        | 681,000           | 168,000        | 491,000          | 117,000               | 241,000                   |
| 1927 | 810,000        | 643,000           | 167,000        | 454,000          | 99,000                | 257,000                   |
| 1928 | 753,000        | 594,000           | 159,000        | 436,000          | 78,000                | 239,000                   |
| 1929 | 509,000        | 400,000           | 109,000        | 316,000          | 51,000                | 142,000                   |
| 1930 | 330,000        | 236,000           | 94,000         | 227,000          | 29,000                | 74,000                    |
| 1931 | 254,000        | 174,000           | 80,000         | 187,000          | 22,000                | 45,000                    |
| 1932 | 134,000        | 64,000            | 70,000         | 118,000          | 7,000                 | 9,000                     |
| 1933 | 93,000         | 45,000            | 48,000         | 76,000           | 5,000                 | 12,000                    |
| 1934 | 126,000        | 49,000            | 77,000         | 109,000          | 5,000                 | 12,000                    |
| 1935 | 221,000        | 117,000           | 104,000        | 183,000          | 8,000                 | 30,000                    |
| 1936 | 319,000        | 211,000           | 108,000        | 244,000          | 14,000                | 61,000                    |
| 1937 | 336,000        | 218,000           | 118,000        | 267,000          | 16,000                | 53,000                    |
| 1938 | 406,000        | 262,000           | 144,000        | 317,000          | 18,000                | 71,000                    |
| 1939 | 515,000        | 359,000           | 156,000        | 399,000          | 29,000                | 87,000                    |
| 1940 | 603,000        | 397,000           | 206,000        | 486,000          | 37,000                | 80,000                    |
| 1941 | 715,000        | 440,000           | 275,000        | 613,000          | 34,000                | 68,000                    |
| 1942 | 497,000        | 281,000           | 216,000        | 391,000          | 20,000                | 86,000                    |
| 1943 | 351,000        | 210,000           | 141,000        | 287,000          | 18,000                | 46,000                    |

<sup>1</sup> Data for 1920-29 are from National Bureau of Economic Research; data for 1910-19 and 1930-43 from Bureau of Labor Statistics. No break-downs are available for 1910-19.

<sup>2</sup> Urban and rural nonfarm classifications for years 1920-29 are based on 1930 Census; for years 1930-43, on 1940 Census.

<sup>3</sup> Includes 1- and 2-family dwellings with stores.

<sup>4</sup> Includes multifamily dwellings with stores.

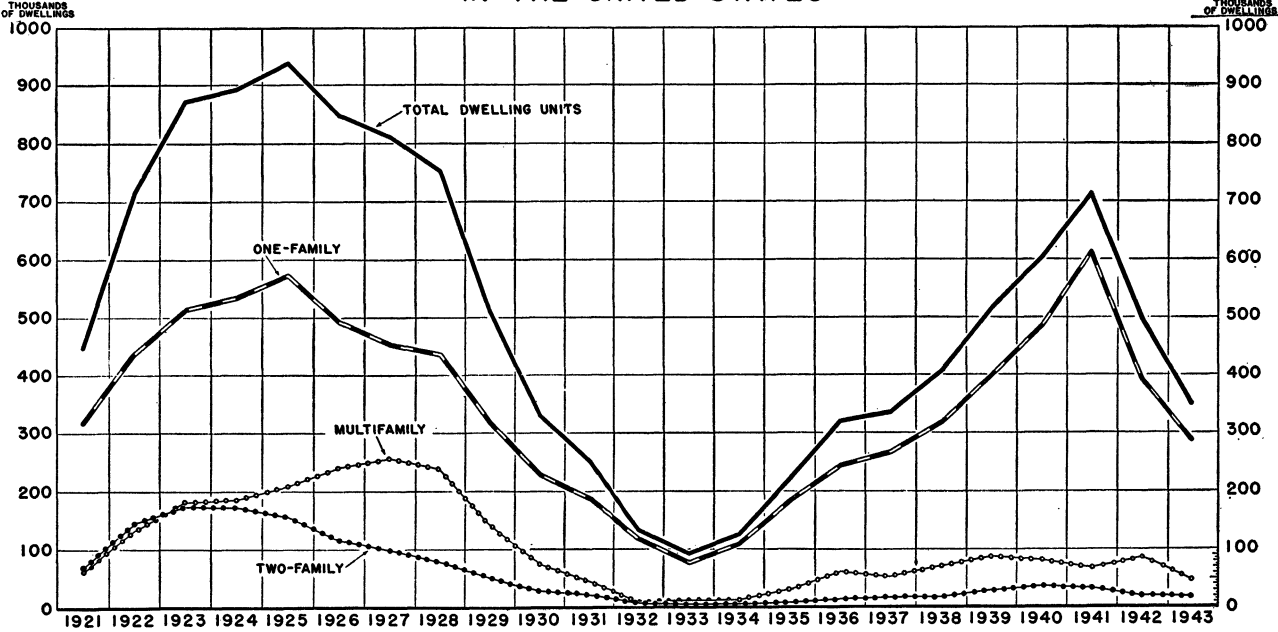
#### CHANGES FROM 1942 TO 1943

The 29-percent decline from 1942 to 1943 in the total number of new nonfarm family dwelling units started was caused primarily by a 39-percent decrease in privately financed units (table 19). Publicly financed units also declined 15 percent. Most of the public war housing program is now virtually completed, however; while the current level of privately financed activity has changed only slightly since mid-1942, except for seasonal fluctuations, and appears likely to remain unchanged for some months, if not for the duration of the war.

Over 95 percent of the 167,149 publicly financed units started during 1943, or 159,976 units, were in temporary-type structures, as compared to 72 percent of the 1942 total. The number of privately financed one-family units started, declined 46 percent from 1942 to

CHART 8

# NEW NONFARM DWELLING UNITS PROVIDED IN THE UNITED STATES



UNITED STATES DEPARTMENT OF LABOR,  
BUREAU OF LABOR STATISTICS

Source: NATIONAL BUREAU OF ECONOMIC  
RESEARCH, 1920-1929  
BUREAU OF LABOR STATISTICS 1930-1943



1943, whereas the number of two-family units increased 2 percent and multifamily units declined only 6 percent. Shortages in building materials were mainly responsible for these changes in structural types as well as for the decline in volume.

The number of new units built in rural areas during 1943 was 35 percent less than in 1942, and the number built in urban areas declined 25 percent. The shift of volume from urban to rural in 1942 and from rural to urban in 1943 reflects principally the effects of the public war housing program. In 1942, several extremely large projects, notably the Vanport City (Oreg.) project containing almost 10,000 units, were put under construction contract. The large tracts of vacant land necessary for such projects are seldom available in urban areas. Also, the construction of entire communities to serve isolated war activities contributed to the urban-to-rural shift in 1942. Such projects were less prominent in 1943, and it was possible to utilize small vacant tracts in urban areas to a greater extent than in 1942.

The number of new privately financed units declined in 1943 in all city-size groups and in the rural nonfarm area. Decreases ranged from 22 percent for cities of 100,000 to 500,000 population, to 45 percent for cities of 25,000 to 50,000 population and for the rural nonfarm area.

TABLE 19.—*New Dwelling Units in Nonfarm Areas, 1942 and 1943, by Population Group, Source of Funds, and Type of Structure*

| Area and population group<br>(1940 Census) | Total new dwelling units |         | New dwelling units financed by— |         |               |         |
|--|--------------------------|---------|---------------------------------|---------|---------------|---------|
|  |                          |         | Public funds                    |         | Private funds |         |
|  | 1943                     | 1942    | 1943                            | 1942    | 1943          | 1942    |
| All nonfarm areas.....                     | 350,900                  | 496,600 | 167,149                         | 195,407 | 183,751       | 301,193 |
| Percent of change, 1942 to 1943.....       | -29.3                    |         | -14.5                           |         | -39.0         |         |
| Urban (cities).....                        | 210,100                  | 280,900 | 90,361                          | 95,946  | 119,739       | 184,954 |
| 500,000 and over.....                      | 38,400                   | 58,100  | 14,610                          | 16,561  | 23,790        | 41,539  |
| 100,000 to 500,000.....                    | 53,200                   | 59,600  | 21,872                          | 19,639  | 31,328        | 39,961  |
| 50,000 to 100,000.....                     | 23,800                   | 32,800  | 12,336                          | 13,163  | 11,464        | 19,637  |
| 25,000 to 50,000.....                      | 20,200                   | 26,700  | 9,279                           | 6,801   | 10,921        | 19,899  |
| 10,000 to 25,000.....                      | 39,400                   | 59,800  | 19,827                          | 29,598  | 19,573        | 30,202  |
| 5,000 to 10,000.....                       | 22,100                   | 28,400  | 8,703                           | 7,872   | 13,397        | 20,528  |
| 2,500 to 5,000.....                        | 13,000                   | 15,500  | 3,734                           | 2,312   | 9,266         | 13,188  |
| Rural nonfarm areas.....                   | 140,800                  | 215,700 | 76,788                          | 99,461  | 64,012        | 116,239 |

| Area and population group<br>(1940 Census) | New dwelling units financed by private funds—Continued |         |                       |        |                          |        |
|--|--|---------|-----------------------|--------|--------------------------|--------|
|  | 1-family   |         | 2-family <sup>1</sup> |        | Multifamily <sup>2</sup> |        |
|  | 1943   | 1942    | 1943                  | 1942   | 1943                     | 1942   |
| All nonfarm areas.....                     | 136,355  | 252,323 | 17,766                | 17,463 | 29,630                   | 31,407 |
| Percent of change, 1942 to 1943.....       | -46.0  |         | +1.7                  |        | -5.7                     |        |
| Urban (cities).....                        | 78,775   | 138,970 | 16,234                | 15,747 | 24,730                   | 30,237 |
| 500,000 and over.....                      | 12,409   | 22,757  | 4,251                 | 4,448  | 7,130                    | 14,334 |
| 100,000 to 500,000.....                    | 20,362   | 31,284  | 5,220                 | 4,373  | 5,746                    | 4,304  |
| 50,000 to 100,000.....                     | 6,154  | 13,808  | 1,371                 | 2,049  | 3,939                    | 3,780  |
| 25,000 to 50,000.....                      | 7,226  | 14,154  | 1,291                 | 1,691  | 2,404                    | 4,054  |
| 10,000 to 25,000.....                      | 14,109   | 26,757  | 2,319                 | 1,517  | 3,145                    | 1,928  |
| 5,000 to 10,000.....                       | 10,084   | 17,970  | 1,315                 | 1,188  | 1,998                    | 1,370  |
| 2,500 to 5,000.....                        | 8,431  | 12,240  | 467                   | 481    | 368                      | 467    |
| Rural nonfarm areas.....                   | 57,580   | 113,353 | 1,532                 | 1,716  | 4,900                    | 1,170  |

<sup>1</sup> Includes 1- and 2-family dwellings with stores.

<sup>2</sup> Includes multifamily dwellings with stores.

Since 1940, increasing proportions of all multifamily-type units have been in smaller cities. The proportion of all multifamily units started in cities of over 100,000 population decreased from 71 percent in 1940 to only 43 percent in 1943. The relatively small number of new units built in New York City and the generally increased construction of such units elsewhere to conserve building materials have been responsible for this trend.

In 1943, even more than in 1942, the geographic distribution of the new nonfarm family dwelling units was determined by the locations of war activities requiring workers from outside the area. In the Mountain States 40 percent more units were provided during 1943 than during 1942, while the totals for the other regions declined variously from 6 percent for the West South Central States to 58 percent for the West North Central States. Twenty-six percent of the new units in 1943 were in the Pacific States, 19 percent in the South Atlantic States, and 17 percent in the East North Central States.

More publicly financed units were put under construction contract during 1943 than in 1942 in three regions—the Mountain, West South Central, and East North Central States. Over a third of all public units begun during 1942 and 1943 were in the Pacific States, while almost another third were in the East North Central and South Atlantic States.

TABLE 20.—*New Dwelling Units in Nonfarm Areas, 1942 and 1943, by Geographic Division, Source of Funds, and Type of Structure*

| Geographic division                  | Total new dwelling units |         | New dwelling units financed by— |         |               |         |
|--------------------------------------|--------------------------|---------|---------------------------------|---------|---------------|---------|
|                                      |                          |         | Public funds                    |         | Private funds |         |
|                                      | 1943                     | 1942    | 1943                            | 1942    | 1943          | 1942    |
| All divisions.....                   | 350,900                  | 496,600 | 167,149                         | 195,407 | 183,751       | 301,193 |
| Percent of change, 1942 to 1943..... | -29.3                    |         | -14.5                           |         | -39.0         |         |
| New England.....                     | 11,100                   | 22,300  | 4,311                           | 9,367   | 6,789         | 12,933  |
| Middle Atlantic.....                 | 30,500                   | 61,400  | 12,615                          | 15,794  | 17,885        | 45,606  |
| East North Central.....              | 61,400                   | 81,200  | 24,602                          | 18,375  | 36,798        | 62,825  |
| West North Central.....              | 10,200                   | 24,200  | 4,841                           | 6,599   | 5,359         | 17,601  |
| South Atlantic.....                  | 63,400                   | 95,400  | 25,393                          | 43,417  | 43,007        | 51,983  |
| East South Central.....              | 13,900                   | 27,000  | 5,929                           | 12,571  | 7,971         | 14,429  |
| West South Central.....              | 42,300                   | 45,300  | 19,116                          | 12,094  | 23,684        | 33,206  |
| Mountain.....                        | 20,500                   | 14,600  | 13,742                          | 6,943   | 6,758         | 7,657   |
| Pacific.....                         | 92,100                   | 125,200 | 56,600                          | 70,247  | 35,500        | 54,953  |

| Geographic division                  | New dwelling units financed by private funds—Continued |         |                       |        |                          |        |
|--------------------------------------|--|---------|-----------------------|--------|--------------------------|--------|
|                                      | 1-family   |         | 2-family <sup>1</sup> |        | Multifamily <sup>2</sup> |        |
|                                      | 1943   | 1942    | 1943                  | 1942   | 1943                     | 1942   |
| All divisions.....                   | 136,355  | 252,323 | 17,766                | 17,463 | 29,630                   | 31,407 |
| Percent of change, 1942 to 1943..... | -46.0  |         | +1.7                  |        | -5.7                     |        |
| New England.....                     | 4,396  | 11,560  | 264                   | 355    | 1,629                    | 1,018  |
| Middle Atlantic.....                 | 13,000   | 35,185  | 2,363                 | 5,770  | 2,522                    | 4,651  |
| East North Central.....              | 28,095   | 55,867  | 4,443                 | 4,045  | 4,260                    | 2,913  |
| West North Central.....              | 3,466  | 15,457  | 1,098                 | 606    | 795                      | 1,538  |
| South Atlantic.....                  | 26,959   | 38,056  | 3,403                 | 2,264  | 12,645                   | 11,663 |
| East South Central.....              | 7,033  | 13,110  | 434                   | 913    | 504                      | 406    |
| West South Central.....              | 20,296   | 31,063  | 2,041                 | 1,741  | 1,347                    | 402    |
| Mountain.....                        | 5,964  | 6,835   | 308                   | 304    | 486                      | 518    |
| Pacific.....                         | 26,646   | 45,190  | 3,412                 | 1,465  | 5,442                    | 8,298  |

<sup>1</sup> Includes 1- and 2-family dwelling with stores.

<sup>2</sup> Includes multifamily dwellings with stores.

The geographic distribution of the new private units in 1943 differs widely from the distribution of the new public units. The public war-housing program has principally provided housing for which there appeared to be only a temporary need, whereas private builders have furnished housing of a more permanent nature. Consequently, larger proportions of public housing have been concentrated in areas like the Pacific and Mountain States, while private builders have provided the larger part of the new units in areas such as the East North Central and South Atlantic States. All geographic divisions shared in the 39-percent decline in the number of privately financed units begun in 1943, as compared to 1942, the declines ranging from 12 percent for the Mountain States to 70 percent for the West North Central States (table 20). More 1- and 2-family privately financed units were put under construction during 1943 in the East North Central States than in any other region, while 43 percent of the new multifamily units were in the South Atlantic States.

#### PRIVATELY FINANCED WAR HOUSING

Limited generally to war housing for which there will be permanent need and by acute shortages of both building materials and labor, private builders started construction on 184,000 new family dwelling units in 1943. This was 39 percent fewer units than in 1942 and fewer than in any previous year since 1920 except for the 3-year depression period 1932-34.

Between July 1940 and March 1942, private builders started construction on over a million homes, of which an estimated 400,000 were classified as war housing units, i. e., units costing less than \$6,000 and built in designated critical housing areas. In April 1942, the War Production Board issued Conservation Order L-41, prohibiting all nonessential construction. From then until the end of 1943, construction was started on over 300,000 additional private war housing units.<sup>7</sup> Between September 1941 (when the War Production Board first began issuing priorities to builders of war housing in critical areas) and the end of 1943, the War Production Board had approved preference ratings for 545,000 new units. Of these, 327,000 were completed and 78,000 more were under construction by the end of 1943.

Approximately 156,000 family dwelling units were put under construction during 1943 under the private war housing program of the National Housing Agency. Most of the difference between this figure and the estimated private total of 184,000 is accounted for by small houses costing only a few hundred dollars apiece and built without priorities assistance.<sup>8</sup> In addition, nonwar housing priorities were issued for about 4,000 units, usually to replace structures which were destroyed by fire, flood, tornado, lightning, etc. There may also have been some illegal building.

Shortly after the start of the Defense Program, it became apparent that because of the unusual risks involved, private builders would require encouragement in supplying war housing units. Consequently, in March 1941, Congress added Title VI to the National

<sup>7</sup> For a more complete discussion of the private war housing program through June 1943, see *Monthly Labor Review*, September 1943 (p. 513).

<sup>8</sup> See *Monthly Labor Review*, December 1943 (p. 1058): Construction of \$500 Houses in 1943.

Housing Act governing the operations of the Federal Housing Administration. This amendment liberalized FHA-insurance terms to builders who would provide low-cost war housing in specific areas designated by the President. Only 27,500 of the 220,300 FHA-insured units on which construction was started during 1941, were insured under Title VI. About 112,300 or 70 percent of the 159,600 FHA-insured units started during 1942 were insured under Title VI, and during 1943 all but about 700 of the 137,800 new FHA units were so insured.

Private builders began curtailing their activities slightly late in 1941, but it was not until April 1942 that the volume was seriously affected. Only 81,000 units were put under construction during the second quarter of 1942, as compared to 111,000 in the previous quarter and 191,000 in the second quarter of 1941. Activity slowly declined thereafter, reaching a low of 34,000 units in the first quarter of 1943. Since that time little or no change, except that resulting from seasonal factors, has occurred. It now seems probable that, unless the military situation should greatly improve, there will be little change in volume during 1944.

#### PUBLICLY FINANCED WAR HOUSING

Under the publicly financed war housing program, started in June 1940, projects providing permanent or "duration" accommodations for 502,000 families and 161,000 single persons, as well as 50,000 stop-gap housing units (trailers) were available or were under construction contract by the end of 1943. An additional 19,000 family units, 2,000 dormitory units, and 6,000 trailers had been assigned for development but had not yet been placed under contract.<sup>9</sup>

Virtually all Federally financed war housing put under contract since February 1942 which was not situated on military reservations has been constructed under the supervision of the Federal Public Housing Authority of the National Housing Agency. This latter agency was created by Executive order in February 1942 to consolidate the various war housing activities of 16 Federal agencies, of which the most important were the United States Housing Authority and the Federal Works Agency.<sup>10</sup>

Over \$2,285,000,000 was made available from June 1940 through December 1943 to provide housing for war workers. The Lanham Act (Public, No. 849, 76th Cong.) has been the principal source of funds. A total of \$1,400,000,000 has been appropriated under this act and its amendments, since its original enactment on October 14, 1940. An additional \$320,000,000 was provided by Public Act No. 9, 77th Cong., for temporary housing which could not be constructed from any other funds. About \$565,000,000 had been made available from all other sources, including appropriations for the War and Navy Departments, Defense Plant Corporation, U. S. Maritime Commission, and others.

<sup>9</sup> Federal Public Housing Authority, Monthly Progress Report on All Public War Housing, December 31, 1943.

<sup>10</sup> For a more complete discussion of the war housing organization as it existed in December 1941, see "New dwelling units in nonfarm areas, 1940 and 1941" in the Monthly Labor Review, May 1942, pp. 1139-1148 (also reprinted as Serial No. R. 1461).

Originally, Federally financed war housing projects consisted entirely of permanent units which were to be used temporarily by defense workers. The possibility of overbuilding such units in some localities, and the necessity to conserve scarce building materials while providing a maximum amount of shelter, resulted in the shift to "demountable" and other temporary-type units shown in table 21.

In addition to the 159,976 temporary and 7,173 permanent family units,<sup>11</sup> dormitory projects to house 45,494 persons and trailer parks to contain 29,844 trailers were put under construction contract during 1943. During 1942, work was started on 140,598 temporary and 54,809 permanent family units, 103,692 dormitory units, and 17,032 trailer units.<sup>12</sup>

In order further to conserve critical materials, while providing a maximum number of dwelling units, the publicly financed conversion program of the National Housing Agency was begun early in 1943 under the supervision of the Home Owners Loan Corporation. Under this program, 15,093 additional units had been made available, 19,363 were under construction, and 21,117 were programmed but were not yet under contract by the end of 1943.

TABLE 21.—Summary of New Dwelling Units in Nonfarm Areas, 1935-43, by Source of Funds<sup>1</sup>

| Period              | Total new dwelling units | Privately financed units | Publicly financed units |                |  |
|---------------------|--------------------------|--------------------------|-------------------------|----------------|--|
|                     |                          |                          | Total                   | Perma-<br>nent | Tempo-<br>rary and<br>demount-<br>able |
| 1935.....           | 221,000                  | 215,705                  | 5,295                   | 5,295          | 0                                      |
| 1936.....           | 319,000                  | 304,225                  | 14,775                  | 14,775         | 0                                      |
| 1937.....           | 336,000                  | 332,406                  | 3,594                   | 3,594          | 0                                      |
| 1938.....           | 406,000                  | 399,294                  | 6,706                   | 6,706          | 0                                      |
| 1939.....           | 515,000                  | 458,458                  | 56,542                  | 56,542         | 0                                      |
| 1940.....           | 602,600                  | 529,571                  | 73,029                  | 73,029         | 0                                      |
| 1941.....           | 715,200                  | 619,460                  | 95,740                  | 83,586         | 12,154                                 |
| 1942.....           | 496,600                  | 301,193                  | 195,407                 | 54,809         | 140,598                                |
| First quarter.....  | 138,500                  | 111,025                  | 27,475                  | 24,654         | 2,821                                  |
| Second quarter..... | 166,600                  | 81,121                   | 85,479                  | 16,623         | 68,851                                 |
| Third quarter.....  | 94,600                   | 63,888                   | 30,712                  | 4,618          | 26,094                                 |
| Fourth quarter..... | 96,900                   | 45,159                   | 51,741                  | 8,909          | 42,832                                 |
| 1943.....           | 350,900                  | 183,751                  | 167,149                 | 7,173          | 159,976                                |
| First quarter.....  | 118,200                  | 34,185                   | 84,015                  | 2,897          | 81,118                                 |
| Second quarter..... | 82,000                   | 51,583                   | 30,417                  | 936            | 29,481                                 |
| Third quarter.....  | 76,300                   | 52,585                   | 23,715                  | 1,400          | 22,315                                 |
| Fourth quarter..... | 74,400                   | 45,398                   | 29,002                  | 1,940          | 27,062                                 |

<sup>1</sup> Does not include trailer units or dormitory accommodations for single persons.

#### ESTIMATED PERMIT VALUATION

The permit valuation of the 350,900 new nonfarm dwelling units started during 1943 was estimated at \$897,931,000, of which \$539,662,000 was for privately financed units and \$358,269,000 for publicly financed projects (table 22). The 496,600 new units started during 1942 had a permit valuation of \$1,530,606,000, of which \$948,360,000 was for privately financed and \$582,246,000 for public projects.

<sup>11</sup> Data on family dwelling units started during 1943 exclude 695 units added by conversion and 1,359 slum-clearance units made available for war housing.

<sup>12</sup> Dormitory and trailer data exclude completed projects canceled before August 1, 1943.

The disproportionate decrease in total valuation, from 1942 to 1943, of 41 percent, as compared to the decrease of 29 percent in the number of dwelling units, is due in part to the greatly reduced average valuation of the publicly financed units and in part to the greater proportion of publicly financed dwelling units put under construction in 1943.

For a number of reasons, the estimates of construction costs which are given by builders when applying for permits generally understate actual costs. The results of a study made by the Bureau of Labor Statistics indicate that costs of 1-family houses average 15.5 percent more than the valuations entered on the permit records. Further study may modify this conclusion and may also show a different relationship between costs and permit valuations of 2-family and multi-family units. In the absence of more complete data, permit valuations of privately financed units should be increased 15.5 percent to yield estimated construction costs. Construction costs for publicly financed units are obtained from contract awards and hence no adjustment of public totals is necessary. With these considerations in mind, construction of the 350,900 units in 1943 and 496,600 units in 1942 is estimated to involve expenditures of approximately \$980,000,000 and \$1,680,000,000, respectively.

TABLE 22.—*Estimated Permit Valuation of New Dwelling Units in Nonfarm Areas, 1942 and 1943, by Geographic Division and Source of Funds*

| Geographic division                  | Estimated valuation (in thousands of dollars) of new dwellings |           |               |         |              |         |
|--------------------------------------|--|-----------|---------------|---------|--------------|---------|
|                                      | Total  |           | Private funds |         | Public funds |         |
|                                      | 1943   | 1942      | 1943          | 1942    | 1943         | 1942    |
| All divisions.....                   | 897,931  | 1,530,606 | 539,662       | 948,360 | 358,269      | 582,246 |
| Percent of change, 1942 to 1943..... | -41.3  |           | -43.1         |         | -38.5        |         |
| New England.....                     | 35,398   | 83,394    | 25,713        | 49,452  | 9,680        | 33,942  |
| Middle Atlantic.....                 | 93,507   | 230,392   | 59,476        | 168,127 | 34,031       | 62,265  |
| East North Central.....              | 214,889  | 307,711   | 149,734       | 241,081 | 65,155       | 66,630  |
| West North Central.....              | 23,614   | 70,368    | 13,413        | 52,383  | 10,201       | 17,985  |
| South Atlantic.....                  | 163,092  | 270,939   | 107,754       | 139,370 | 55,338       | 131,569 |
| East South Central.....              | 23,101   | 64,345    | 12,113        | 29,050  | 10,988       | 35,295  |
| West South Central.....              | 75,367   | 113,684   | 43,804        | 82,809  | 31,563       | 30,875  |
| Mountain.....                        | 50,759   | 42,264    | 19,418        | 20,412  | 31,341       | 21,852  |
| Pacific.....                         | 218,209  | 347,509   | 108,237       | 165,676 | 109,972      | 181,833 |

### *Trend in Private Building Construction Costs*

Construction costs for privately financed buildings, as measured by a composite index of average hourly earnings and wholesale prices of building materials, have risen 40 percent between 1934 and 1943. After remaining on a comparatively even keel during the 3-year period 1934-36, sharp rises in 1937 in both labor and material charges resulted in a 10-percent increase in costs. Although union wage rates, which had been gradually increasing since 1934, rose by almost 10 percent between 1937 and 1938, average hourly earnings remained virtually unchanged. This was caused primarily by a decline of one-third in the volume of private nonresidential building on which higher wage rates generally prevail. Furthermore, as a result of a 5-percent decrease in material prices in 1938 the composite index was 3 percent lower than in 1937.

Increasing basic wage rates plus increases in the relative amount of overtime worked at premium rates, in addition to rising material prices, notably for lumber, resulted in an increase of almost 30 percent in construction costs between 1938 and 1943. Brisk competition for construction workers from publicly financed war construction projects, coupled with the demands from war industries and the military services, caused virtually all private builders to pay wages and overtime penalties equivalent to those required under union agreements. Some measure of the extent to which increased overtime and the shift to the equivalent of basic union wage rates affected building costs between 1940 and 1943 may be seen by comparing the 11-percent increase in union wage rates with the 31-percent rise in average hourly earnings.

TABLE 23.—*Weighted Indexes of Wholesale Prices of Building Materials*

[Indexes based on average 1935-39=100]

| Year | All building materials | Brick and tile | Cement | Lumber | Paint and painting materials | Plumbing and heating | Structural steel <sup>1</sup> | Other building materials |
|------|------------------------|----------------|--------|--------|------------------------------|----------------------|-------------------------------|--------------------------|
| 1934 | 0.962                  | 0.993          | 1.022  | 0.941  | 0.975                        | 0.954                | 0.876                         | 0.976                    |
| 1935 | .952                   | .985           | 1.018  | .911   | .979                         | .905                 | .887                          | .974                     |
| 1936 | .968                   | .977           | 1.012  | .969   | .983                         | .986                 | .916                          | .975                     |
| 1937 | 1.062                  | 1.030          | .977   | 1.110  | 1.023                        | 1.035                | 1.092                         | 1.071                    |
| 1938 | 1.008                  | 1.002          | .991   | .973   | .998                         | 1.032                | 1.070                         | 1.002                    |
| 1939 | 1.010                  | 1.007          | 1.002  | 1.038  | 1.016                        | 1.041                | 1.035                         | .976                     |
| 1940 | 1.058                  | .997           | .997   | 1.146  | 1.052                        | 1.057                | 1.035                         | 1.009                    |
| 1941 | 1.152                  | 1.032          | .988   | 1.364  | 1.121                        | 1.114                | 1.035                         | 1.063                    |
| 1942 | 1.230                  | 1.079          | 1.032  | 1.479  | 1.231                        | 1.254                | 1.035                         | 1.119                    |
| 1943 | 1.225                  | 1.087          | 1.034  | 1.484  | 1.234                        | 1.188                | 1.035                         | 1.105                    |

<sup>1</sup> Base price.

TABLE 24.—*Indexes of Construction Costs and Expenditures for Private Building*

[Indexes based on average, 1935-39=100]

| Year | Union wage rates per hour in building trades | Average hourly earnings on private building construction work | Wholesale prices of building materials | Composite of average hourly earnings and material prices <sup>1</sup> | Expenditures for private building |             |                |
|------|--|---|--|---|-----------------------------------|-------------|----------------|
|      |  |   |  |   | Total                             | Residential | Nonresidential |
| 1934 | 88.8   | 90.8  | 96.2                                   | 94.1  | 43.6                              | 36.4        | 59.0           |
| 1935 | 89.8   | 92.8  | 95.2                                   | 94.3  | 57.8                              | 56.3        | 61.1           |
| 1936 | 93.1   | 94.2  | 96.8                                   | 95.8  | 87.2                              | 84.4        | 93.3           |
| 1937 | 99.5   | 103.1   | 106.2                                  | 105.0   | 113.0                             | 102.0       | 136.7          |
| 1938 | 108.4  | 103.7   | 100.8                                  | 101.9   | 103.4                             | 109.0       | 91.3           |
| 1939 | 109.1  | 106.5   | 101.0                                  | 103.1   | 138.6                             | 148.4       | 117.5          |
| 1940 | 110.8  | 109.4   | 105.8                                  | 107.2   | 161.1                             | 164.0       | 155.0          |
| 1941 | 114.9  | 115.3   | 115.2                                  | 115.2   | 193.1                             | 190.6       | 198.4          |
| 1942 | 122.1  | 131.1   | 123.0                                  | 126.1   | 98.6                              | 90.7        | 115.8          |
| 1943 | 122.9  | 142.9   | 122.5                                  | 130.3   | 51.4                              | 49.9        | 54.6           |

<sup>1</sup> Based on average hourly earnings in private building construction and wholesale prices of building materials. In 1939 labor constituted 33.6 percent and material 61.4 percent of the composite average. Changes in construction costs resulting from variations in the efficiency of labor and management, in competitive markets, and in overhead costs are not reflected in this index.

The wholesale prices of building materials have risen far less in this war than during World War I. Comparable figures show that whereas they were 92 percent higher in November 1918 than in July 1914, the wholesale prices of building materials rose only 27 percent between August 1939 and December 1943. The effectiveness of price control during this war may be judged from the fact that while average prices for all building materials went up 23 percent from August 1939 to March 1942, they rose only 2½ percent in the following 21 months under operation of the General Maximum Price Regulation.<sup>13</sup>

<sup>13</sup> See Monthly Labor Review, March 1944 (p. 640): Market Prices of Building Materials in Two Wars. The General Maximum Price Regulation was issued by the Office of Price Administration on April 28, 1942, and provided that, with certain exceptions, manufacturers', wholesalers', and retailers' prices were to go no higher than the highest price which the respective commodities brought in March 1942.



## Appendix A.—Wages and Hours in Construction Industry

**TABLE A-1.—Union Wage Rates Per Hour for Selected Occupations in Specified Cities, 1940 and 1943<sup>1</sup>**

| Cities                     | Bricklayers |         | Carpenters |         | Electricians<br>(inside<br>wiremen) |         | Painters |         | Plumbers<br>and gas<br>fitters |         |
|----------------------------|-------------|---------|------------|---------|-------------------------------------|---------|----------|---------|--------------------------------|---------|
|                            | 1943        | 1940    | 1943       | 1940    | 1943                                | 1940    | 1943     | 1940    | 1943                           | 1940    |
| Boston, Mass.-----         | \$1.625     | \$1.500 | \$1.500    | \$1.375 | \$1.650                             | \$1.500 | \$1.375  | \$1.250 | \$1.650                        | \$1.500 |
| Providence, R. I.-----     | 1.650       | 1.500   | 1.350      | 1.175   | 1.375                               | 1.250   | 1.250    | 1.000   | 1.500                          | 1.350   |
| Buffalo, N. Y.-----        | 1.750       | 1.500   | 1.500      | 1.300   | 1.750                               | 1.375   | 1.500    | 1.250   | 1.750                          | 1.375   |
| New York, N. Y.-----       | 2.000       | 2.000   | 1.850      | 1.850   | 2.000                               | 2.000   | 1.714    | 1.500   | 2.000                          | 2.000   |
| Philadelphia, Pa.-----     | 1.900       | 1.700   | 1.500      | 1.400   | 1.875                               | 1.625   | 1.500    | 1.250   | 1.750                          | 1.440   |
| Pittsburgh, Pa.-----       | 1.900       | 1.750   | 1.750      | 1.500   | 1.750                               | 1.650   | 1.500    | 1.500   | 1.750                          | 1.700   |
| Chicago, Ill.-----         | 1.750       | 1.700   | 1.700      | 1.625   | 1.700                               | 1.700   | 1.725    | 1.667   | 1.700                          | 1.700   |
| Detroit, Mich.-----        | 1.675       | 1.500   | 1.500      | 1.250   | 1.850                               | 1.650   | 1.500    | 1.250   | 1.750                          | 1.500   |
| Cleveland, Ohio.-----      | 1.750       | 1.625   | 1.500      | 1.375   | 1.750                               | 1.650   | 1.625    | 1.350   | 1.625                          | 1.500   |
| Youngstown, Ohio.-----     | 1.750       | 1.500   | 1.475      | 1.250   | 1.650                               | 1.500   | 1.400    | 1.250   | 1.625                          | 1.500   |
| Milwaukee, Wis.-----       | 1.600       | 1.450   | 1.425      | 1.200   | 1.500                               | 1.300   | 1.250    | 1.125   | 1.550                          | 1.350   |
| Wichita, Kans.-----        | 1.500       | 1.375   | 1.125      | 1.000   | 1.500                               | 1.000   | 1.000    | .750    | 1.500                          | 1.000   |
| St. Louis, Mo.-----        | 1.750       | 1.500   | 1.500      | 1.500   | 1.750                               | 1.650   | 1.500    | 1.500   | 1.625                          | 1.625   |
| District of Columbia.----- | 1.750       | 1.750   | 1.625      | 1.625   | 2.000                               | 1.800   | 1.714    | 1.571   | 1.750                          | 1.650   |
| Atlanta, Ga.-----          | 1.500       | 1.250   | 1.250      | 1.000   | 1.375                               | 1.250   | 1.250    | 1.000   | 1.500                          | 1.375   |
| Baltimore, Md.-----        | 1.750       | 1.500   | 1.375      | 1.250   | 1.650                               | 1.375   | 1.250    | 1.125   | 1.650                          | 1.375   |
| Birmingham, Ala.-----      | 1.750       | 1.500   | 1.250      | 1.125   | 1.650                               | 1.250   | 1.375    | 1.250   | 1.750                          | 1.500   |
| Louisville, Ky.-----       | 1.675       | 1.500   | 1.425      | 1.240   | 1.625                               | 1.313   | 1.250    | 1.125   | 1.625                          | 1.375   |
| New Orleans, La.-----      | 1.500       | 1.500   | 1.250      | 1.250   | 1.500                               | 1.450   | 1.125    | .875    | 1.500                          | 1.375   |
| Dallas, Tex.-----          | 1.625       | 1.500   | 1.250      | 1.125   | 1.625                               | 1.375   | 1.250    | 1.000   | 1.625                          | 1.500   |
| San Antonio, Tex.-----     | 1.650       | 1.500   | 1.250      | 1.125   | 1.500                               | 1.250   | 1.125    | 1.000   | 1.625                          | 1.500   |
| Denver, Colo.-----         | 1.650       | 1.650   | 1.500      | 1.430   | 1.500                               | 1.500   | 1.430    | 1.250   | 1.500                          | 1.430   |
| Salt Lake City, Utah.----- | 1.580       | 1.375   | 1.250      | 1.125   | 1.500                               | 1.150   | 1.250    | 1.000   | 1.500                          | 1.200   |
| Los Angeles, Calif.-----   | 1.500       | 1.250   | 1.350      | 1.100   | 1.700                               | 1.250   | 1.250    | 1.000   | 1.500                          | 1.250   |
| San Francisco, Calif.----- | 1.875       | 1.750   | 1.500      | 1.250   | 1.700                               | 1.375   | 1.500    | 1.250   | 1.700                          | 1.400   |
| Portland, Ore.-----        | 1.625       | 1.500   | 1.350      | 1.125   | 1.500                               | 1.375   | 1.320    | 1.100   | 1.625                          | 1.500   |
| Seattle, Wash.-----        | 1.780       | 1.600   | 1.480      | 1.250   | 1.680                               | 1.500   | 1.480    | 1.250   | 1.750                          | 1.500   |

<sup>1</sup> Rates shown are those applicable to most types of work. For many cities and trades, agreements provide for lower rates on residential and speculative projects and higher rates for the more hazardous work such as bricklayers on sewer and tunnel work, and painters on bridge, structural steel, and spray jobs, etc. See the Bureau's annual publication "Union Wages, Hours, and Working Conditions in the Building Trades" for details concerning rates for each occupation.

TABLE A-2.—Average Union Wage Rates Per Hour for Selected Trades, 1934-43<sup>1</sup>

| Trade                                       | 1943    | 1942    | 1941    | 1940    | 1939    | 1938    | 1937    | 1936    | 1935    | 1934    |
|---|---------|---------|---------|---------|---------|---------|---------|---------|---------|---------|
| All trades <sup>2</sup> .....               | \$1.414 | \$1.405 | \$1.322 | \$1.275 | \$1.256 | \$1.247 | \$1.146 | \$1.071 | \$1.033 | \$1.022 |
| All journeymen <sup>2</sup> .....           | 1.563   | 1.553   | 1.471   | 1.421   | 1.401   | 1.392   | 1.281   | 1.198   | 1.160   | 1.147   |
| Bricklayer.....                             | 1.788   | 1.781   | 1.719   | 1.680   | 1.644   | 1.636   | 1.480   | 1.384   | 1.376   | 1.351   |
| Carpenter.....                              | 1.495   | 1.491   | 1.394   | 1.363   | 1.329   | 1.327   | 1.218   | 1.144   | 1.088   | 1.074   |
| Cement finisher.....                        | 1.523   | 1.507   | 1.420   | 1.372   | 1.359   | 1.355   | 1.240   | 1.156   | 1.127   | 1.121   |
| Electrician (inside wireman).....           | 1.671   | 1.668   | 1.563   | 1.494   | 1.469   | 1.462   | 1.326   | 1.271   | 1.239   | 1.182   |
| Lather.....                                 | 1.689   | 1.688   | 1.616   | 1.558   | 1.547   | 1.498   | 1.353   | 1.269   | 1.237   | 1.224   |
| Painter.....                                | 1.519   | 1.493   | 1.444   | 1.354   | 1.351   | 1.341   | 1.257   | 1.172   | 1.116   | 1.112   |
| Plasterer.....                              | 1.749   | 1.746   | 1.699   | 1.622   | 1.648   | 1.474   | 1.337   | 1.329   | 1.329   | 1.314   |
| Plumber and gas fitter.....                 | 1.649   | 1.643   | 1.576   | 1.510   | 1.487   | 1.474   | 1.315   | 1.247   | 1.216   | 1.197   |
| Roofer (composition).....                   | 1.403   | 1.397   | 1.282   | 1.232   | 1.204   | 1.200   | 1.084   | 1.005   | .999    | .972    |
| Sheet-metal worker.....                     | 1.570   | 1.565   | 1.437   | 1.374   | 1.349   | 1.330   | 1.209   | 1.127   | 1.105   | 1.096   |
| Steam and sprinkler fitter.....             | 1.643   | 1.634   | 1.546   | 1.500   | 1.496   | 1.485   | 1.317   | 1.249   | 1.209   | 1.189   |
| Structural-iron worker <sup>3</sup> .....   | 1.650   | 1.643   | 1.590   | 1.517   | 1.512   | 1.494   | 1.384   | 1.268   | 1.236   | 1.227   |
| Tile layer.....                             | 1.511   | 1.489   | 1.420   | 1.400   | 1.397   | 1.396   | 1.274   | 1.190   | 1.168   | 1.158   |
| All helpers and laborers <sup>2</sup> ..... | .876    | .865    | .787    | .751    | .736    | .731    | .664    | .611    | .577    | .574    |
| Building laborer.....                       | .826    | .814    | .732    | .691    | .680    | .676    | .631    | .576    | .531    | .523    |
| Bricklayer's tender (hod carrier).....      | .984    | .979    | .908    | .878    | .846    | .843    | .766    | .712    | .676    | .698    |
| Plasterer's laborer.....                    | 1.075   | 1.068   | .994    | .972    | .970    | .962    | .853    | .783    | .767    | .755    |
| Steam and sprinkler fitter's helper.....    | 1.204   | 1.164   | 1.121   | 1.103   | 1.096   | 1.090   | .895    | .834    | .832    | .823    |

<sup>1</sup> Rates for 1943 are actual average rates computed from a sample of quotations of union wage rates. The Bureau's sample of union wage-rate quotations for early years was heavily weighted by quotations from larger cities. However, cities added from time to time have been smaller and of different geographic distribution and thus current figures more accurately represent union wage rates for the country as a whole. Consequently, rates for years before 1943 shown in this table are estimates from an index of union wage rates in which year to year changes have been measured using quotations from identical local unions for each pair of years. These estimates for 1942 to 1934 are lower than those based on the Bureau's changing sample of quotations as published annually in "Union Wages and Hours in the Building Trades."

<sup>2</sup> Average includes selected trades plus others not shown in this table. For other trades and years, see annual Bureau publication "Union Wages and Hours in the Building Trades."

<sup>3</sup> Includes rodmen prior to 1940.

TABLE A-3.—Average Weekly and Hourly Earnings and Average Hours Worked per Week on Private Building Construction, and Index Numbers, 1934-43

| Year      | Average         |                       |                 | Index (average 1935-39=100) |                       |                 |
|-----------|-----------------|-----------------------|-----------------|-----------------------------|-----------------------|-----------------|
|           | Weekly earnings | Hours worked per week | Hourly earnings | Weekly earnings             | Hours worked per week | Hourly earnings |
| 1934..... | \$22.97         | 28.8                  | \$0.795         | 81.2                        | 89.2                  | 90.8            |
| 1935..... | 24.47           | 30.1                  | .813            | 86.5                        | 93.2                  | 92.8            |
| 1936..... | 27.01           | 32.8                  | .825            | 95.5                        | 101.5                 | 94.2            |
| 1937..... | 30.41           | 33.7                  | .903            | 107.5                       | 104.3                 | 103.1           |
| 1938..... | 29.19           | 32.1                  | .908            | 103.2                       | 99.4                  | 103.7           |
| 1939..... | 30.39           | 32.6                  | .933            | 107.4                       | 100.9                 | 106.5           |
| 1940..... | 31.70           | 33.1                  | .958            | 112.1                       | 102.5                 | 109.4           |
| 1941..... | 35.14           | 34.8                  | 1.010           | 124.2                       | 107.7                 | 115.3           |
| 1942..... | 41.80           | 36.4                  | 1.148           | 147.8                       | 112.7                 | 131.1           |
| 1943..... | 48.13           | 38.4                  | 1.252           | 170.1                       | 118.9                 | 142.9           |

TABLE A-4.—Average Weekly and Hourly Earnings and Average Hours Worked per Week on Private Building Construction, by Selected Types of Work, Quarterly, 1940-43

| Year and month                | All types of work <sup>1</sup> | General building | Carpentry | Electrical work | Masonry | Painting and decorating | Plastering and lathing | Plumbing and heating | Roofing and sheet-metal work |
|-------------------------------|--------------------------------|------------------|-----------|-----------------|---------|-------------------------|------------------------|----------------------|------------------------------|
| Average weekly earnings       |                                |                  |           |                 |         |                         |                        |                      |                              |
| 1940: January                 | \$29.90                        | \$27.98          | \$27.59   | \$38.87         | \$23.99 | \$29.34                 | \$26.19                | \$32.11              | \$25.14                      |
| April                         | 30.44                          | 29.06            | 31.27     | 40.37           | 27.23   | 33.05                   | 36.16                  | 31.20                | 26.96                        |
| July                          | 31.84                          | 29.37            | 32.06     | 40.76           | 32.89   | 33.83                   | 37.53                  | 32.56                | 28.98                        |
| October                       | 33.92                          | 30.89            | 32.81     | 43.64           | 31.46   | 35.21                   | 39.19                  | 34.82                | 29.19                        |
| 1941: January                 | 32.18                          | 30.28            | 30.40     | 43.18           | 25.66   | 31.49                   | 35.36                  | 36.16                | 27.60                        |
| April                         | 34.01                          | 32.05            | 33.39     | 43.76           | 33.24   | 35.86                   | 34.11                  | 35.03                | 31.91                        |
| July                          | 35.38                          | 32.77            | 36.40     | 46.31           | 34.87   | 37.59                   | 38.23                  | 37.64                | 33.23                        |
| October                       | 36.50                          | 33.22            | 36.14     | 48.62           | 34.32   | 39.59                   | 37.74                  | 39.38                | 33.58                        |
| 1942: January                 | 37.27                          | 34.00            | 35.35     | 52.02           | 30.03   | 36.27                   | 35.34                  | 40.50                | 32.86                        |
| April                         | 39.10                          | 35.99            | 36.24     | 55.81           | 33.87   | 41.17                   | 38.05                  | 41.77                | 34.97                        |
| July                          | 43.42                          | 41.86            | 40.50     | 57.38           | 36.15   | 43.07                   | 40.71                  | 45.07                | 39.33                        |
| October                       | 45.36                          | 42.23            | 41.33     | 63.16           | 40.51   | 45.12                   | 38.89                  | 47.45                | 41.16                        |
| 1943: January                 | 46.03                          | 42.32            | 42.57     | 65.65           | 36.96   | 43.63                   | 39.77                  | 48.47                | 39.32                        |
| April                         | 47.00                          | 44.84            | 44.75     | 62.12           | 37.36   | 47.33                   | 43.71                  | 48.02                | 41.30                        |
| July                          | 47.97                          | 45.96            | 48.08     | 60.45           | 44.51   | 49.48                   | 45.69                  | 48.32                | 44.02                        |
| October                       | 50.54                          | 48.31            | 48.85     | 63.94           | 47.50   | 51.96                   | 46.07                  | 51.59                | 46.90                        |
| Average hours worked per week |                                |                  |           |                 |         |                         |                        |                      |                              |
| 1940: January                 | 30.8                           | 30.4             | 28.7      | 32.9            | 24.2    | 29.6                    | 27.1                   | 33.2                 | 28.6                         |
| April                         | 31.8                           | 31.6             | 32.9      | 32.9            | 28.3    | 32.9                    | 28.2                   | 32.7                 | 29.9                         |
| July                          | 33.6                           | 33.0             | 34.7      | 34.6            | 32.5    | 33.2                    | 29.2                   | 34.4                 | 33.0                         |
| October                       | 35.4                           | 34.2             | 35.3      | 36.0            | 32.4    | 33.9                    | 31.0                   | 36.9                 | 34.2                         |
| 1941: January                 | 32.6                           | 32.1             | 31.2      | 36.5            | 25.3    | 29.7                    | 27.5                   | 35.8                 | 30.3                         |
| April                         | 34.4                           | 34.0             | 35.2      | 36.8            | 32.2    | 34.4                    | 28.9                   | 35.7                 | 33.7                         |
| July                          | 35.4                           | 34.7             | 37.4      | 38.0            | 32.6    | 35.1                    | 30.9                   | 37.5                 | 35.4                         |
| October                       | 35.7                           | 34.2             | 36.2      | 39.0            | 32.4    | 35.9                    | 30.6                   | 38.8                 | 35.7                         |
| 1942: January                 | 34.2                           | 32.5             | 34.1      | 39.8            | 27.0    | 32.0                    | 28.4                   | 38.2                 | 32.7                         |
| April                         | 35.4                           | 34.4             | 33.8      | 40.5            | 30.8    | 35.4                    | 29.2                   | 37.9                 | 34.0                         |
| July                          | 37.5                           | 37.4             | 37.9      | 41.0            | 32.5    | 36.1                    | 30.7                   | 39.6                 | 36.5                         |
| October                       | 37.9                           | 36.9             | 37.5      | 42.4            | 35.8    | 36.6                    | 30.3                   | 40.4                 | 36.9                         |
| 1943: January                 | 37.1                           | 36.4             | 36.5      | 42.7            | 31.6    | 34.2                    | 29.5                   | 39.8                 | 34.0                         |
| April                         | 38.1                           | 37.9             | 38.4      | 40.8            | 31.5    | 37.1                    | 31.5                   | 39.2                 | 35.4                         |
| July                          | 39.0                           | 38.3             | 40.5      | 40.8            | 35.6    | 38.5                    | 33.1                   | 39.9                 | 38.8                         |
| October                       | 39.7                           | 39.0             | 39.8      | 42.5            | 37.6    | 39.7                    | 33.8                   | 41.3                 | 39.4                         |
| Average hourly earnings       |                                |                  |           |                 |         |                         |                        |                      |                              |
| 1940: January                 | \$0.971                        | \$0.922          | \$0.960   | \$1.183         | \$0.992 | \$1.006                 | \$1.335                | \$0.968              | \$0.880                      |
| April                         | .958                           | .919             | .949      | 1.225           | .963    | 1.006                   | 1.283                  | .954                 | .901                         |
| July                          | .947                           | .889             | .924      | 1.180           | 1.011   | 1.018                   | 1.285                  | .948                 | .878                         |
| October                       | .957                           | .903             | .930      | 1.213           | .972    | 1.038                   | 1.263                  | .943                 | .853                         |
| 1941: January                 | .986                           | .943             | .974      | 1.184           | 1.012   | 1.062                   | 1.287                  | .955                 | .910                         |
| April                         | .989                           | .944             | .950      | 1.188           | 1.033   | 1.041                   | 1.182                  | .982                 | .946                         |
| July                          | 1.000                          | .944             | .974      | 1.218           | 1.070   | 1.071                   | 1.238                  | 1.003                | .938                         |
| October                       | 1.023                          | .972             | .998      | 1.245           | 1.059   | 1.103                   | 1.235                  | 1.015                | .940                         |
| 1942: January                 | 1.090                          | 1.045            | 1.037     | 1.308           | 1.110   | 1.131                   | 1.246                  | 1.061                | 1.005                        |
| April                         | 1.105                          | 1.047            | 1.071     | 1.377           | 1.100   | 1.163                   | 1.301                  | 1.102                | 1.027                        |
| July                          | 1.157                          | 1.120            | 1.069     | 1.400           | 1.111   | 1.192                   | 1.326                  | 1.139                | 1.078                        |
| October                       | 1.198                          | 1.146            | 1.102     | 1.490           | 1.131   | 1.232                   | 1.285                  | 1.174                | 1.116                        |
| 1943: January                 | 1.249                          | 1.191            | 1.165     | 1.538           | 1.168   | 1.277                   | 1.349                  | 1.218                | 1.156                        |
| April                         | 1.235                          | 1.182            | 1.166     | 1.524           | 1.188   | 1.277                   | 1.388                  | 1.225                | 1.166                        |
| July                          | 1.230                          | 1.199            | 1.186     | 1.482           | 1.250   | 1.286                   | 1.380                  | 1.212                | 1.135                        |
| October                       | 1.273                          | 1.239            | 1.228     | 1.506           | 1.264   | 1.318                   | 1.362                  | 1.249                | 1.189                        |

<sup>1</sup> Includes other types of work in addition to those shown.

TABLE A-5.—Average Weekly and Hourly Earnings and Average Hours Worked per Week on Federal Construction Projects,<sup>1</sup> 1935-43

| Year      | Average <sup>2</sup>                 |                       |                 | Index (average 1935-39=100) |                       |                 | Average <sup>2</sup>             |                       |                 | Index (average 1935-39=100) |                       |                 |
|-----------|--------------------------------------|-----------------------|-----------------|-----------------------------|-----------------------|-----------------|----------------------------------|-----------------------|-----------------|-----------------------------|-----------------------|-----------------|
|           | Weekly earnings                      | Hours worked per week | Hourly earnings | Weekly earnings             | Hours worked per week | Hourly earnings | Weekly earnings                  | Hours worked per week | Hourly earnings | Weekly earnings             | Hours worked per week | Hourly earnings |
|           | Total—all projects                   |                       |                 |                             |                       |                 | Reclamation                      |                       |                 |                             |                       |                 |
| 1935..... | \$14.76                              | 22.3                  | \$0.662         | 74.2                        | 81.7                  | 91.2            | \$23.31                          | 34.4                  | \$0.678         | 84.9                        | 97.2                  | 87.7            |
| 1936..... | 18.74                                | 26.3                  | .713            | 94.2                        | 96.3                  | 98.2            | 24.85                            | 34.3                  | .724            | 90.6                        | 96.9                  | 93.7            |
| 1937..... | 21.20                                | 29.1                  | .729            | 106.6                       | 106.6                 | 100.6           | 27.50                            | 35.8                  | .768            | 100.2                       | 101.1                 | 99.4            |
| 1938..... | 21.83                                | 30.1                  | .725            | 109.8                       | 110.3                 | 99.9            | 30.07                            | 36.5                  | .824            | 109.6                       | 103.1                 | 106.6           |
| 1939..... | 22.94                                | 28.8                  | .797            | 115.3                       | 105.5                 | 109.9           | 31.45                            | 36.0                  | .874            | 114.6                       | 101.7                 | 113.1           |
| 1940..... | 26.38                                | 31.6                  | .835            | 132.6                       | 115.8                 | 115.2           | 33.42                            | 37.2                  | .898            | 121.8                       | 105.1                 | 116.2           |
| 1941..... | 34.90                                | 37.0                  | .943            | 175.5                       | 135.5                 | 130.1           | 36.81                            | 40.4                  | .911            | 134.1                       | 114.1                 | 117.9           |
| 1942..... | 42.13                                | 39.1                  | 1.077           | 211.8                       | 143.2                 | 148.7           | 41.45                            | 43.6                  | .951            | 151.1                       | 123.2                 | 123.0           |
| 1943..... | 44.76                                | 38.8                  | 1.154           | 225.0                       | 142.1                 | 159.2           | 44.45                            | 43.1                  | 1.031           | 162.0                       | 121.8                 | 133.4           |
|           | Residential building construction    |                       |                 |                             |                       |                 | River, harbor, and flood control |                       |                 |                             |                       |                 |
| 1935..... | 17.38                                | 26.9                  | .646            | 67.6                        | 95.1                  | 71.5            | 19.16                            | 29.7                  | .645            | 81.3                        | 83.9                  | 97.0            |
| 1936..... | 22.29                                | 28.4                  | .785            | 86.7                        | 100.4                 | 86.7            | 23.70                            | 35.4                  | .669            | 100.5                       | 100.0                 | 100.6           |
| 1937..... | 28.69                                | 29.2                  | .983            | 111.6                       | 103.2                 | 108.6           | 25.08                            | 37.3                  | .672            | 106.4                       | 105.4                 | 101.1           |
| 1938..... | 29.98                                | 28.0                  | 1.071           | 116.7                       | 98.9                  | 118.6           | 24.66                            | 36.9                  | .668            | 104.6                       | 104.2                 | 100.5           |
| 1939..... | 30.18                                | 29.2                  | 1.034           | 117.4                       | 103.2                 | 114.4           | 25.29                            | 37.9                  | .667            | 107.3                       | 107.1                 | 100.3           |
| 1940..... | 27.90                                | 28.8                  | .969            | 108.6                       | 101.8                 | 107.2           | 27.10                            | 37.7                  | .719            | 114.9                       | 106.5                 | 108.1           |
| 1941..... | 30.89                                | 30.9                  | 1.000           | 120.2                       | 109.2                 | 110.6           | 29.13                            | 38.1                  | .765            | 123.5                       | 107.6                 | 115.0           |
| 1942..... | 38.92                                | 34.4                  | 1.131           | 151.4                       | 121.6                 | 125.1           | 36.71                            | 40.8                  | .900            | 155.7                       | 115.3                 | 135.3           |
| 1943..... | 44.65                                | 35.0                  | 1.276           | 173.7                       | 123.7                 | 141.2           | 42.43                            | 44.0                  | .964            | 179.9                       | 124.3                 | 145.0           |
|           | Nonresidential building construction |                       |                 |                             |                       |                 | Water and sewerage               |                       |                 |                             |                       |                 |
| 1935..... | 17.88                                | 20.5                  | .872            | 86.0                        | 88.7                  | 97.0            | 16.22                            | 21.8                  | .744            | 79.5                        | 83.8                  | 95.1            |
| 1936..... | 19.01                                | 22.8                  | .834            | 91.4                        | 98.7                  | 92.8            | 19.09                            | 25.3                  | .755            | 93.6                        | 97.3                  | 96.5            |
| 1937..... | 21.69                                | 23.7                  | .915            | 104.3                       | 102.6                 | 101.8           | 22.22                            | 27.1                  | .820            | 109.0                       | 104.2                 | 104.9           |
| 1938..... | 22.81                                | 24.6                  | .927            | 109.7                       | 106.5                 | 103.1           | 22.03                            | 27.3                  | .807            | 108.0                       | 105.0                 | 103.2           |
| 1939..... | 22.55                                | 23.7                  | .951            | 108.5                       | 102.6                 | 105.8           | 22.37                            | 28.5                  | .785            | 109.7                       | 109.6                 | 100.4           |
| 1940..... | 28.23                                | 29.8                  | .947            | 135.8                       | 129.0                 | 105.3           | 28.32                            | 29.8                  | .950            | 138.9                       | 114.6                 | 121.5           |
| 1941..... | 38.52                                | 38.6                  | .998            | 185.3                       | 167.1                 | 111.0           | 31.93                            | 35.8                  | .892            | 156.6                       | 137.7                 | 114.1           |
| 1942..... | 44.82                                | 39.5                  | 1.135           | 215.6                       | 171.0                 | 126.3           | 32.36                            | 34.7                  | .933            | 168.7                       | 133.5                 | 119.3           |
| 1943..... | 46.89                                | 39.2                  | 1.196           | 225.5                       | 169.7                 | 133.0           | 33.66                            | 33.1                  | 1.017           | 165.1                       | 127.3                 | 130.1           |
|           | Streets and roads                    |                       |                 |                             |                       |                 | Miscellaneous projects           |                       |                 |                             |                       |                 |
| 1935..... | 10.00                                | 18.7                  | .535            | 62.6                        | 67.8                  | 93.0            | 18.93                            | 29.9                  | .633            | 95.3                        | 104.2                 | 91.6            |
| 1936..... | 14.99                                | 26.9                  | .557            | 93.8                        | 97.5                  | 96.9            | 16.78                            | 25.9                  | .648            | 84.4                        | 90.2                  | 93.8            |
| 1937..... | 17.09                                | 30.2                  | .566            | 106.9                       | 109.4                 | 98.4            | 19.34                            | 27.8                  | .696            | 97.3                        | 96.9                  | 100.7           |
| 1938..... | 18.16                                | 31.1                  | .584            | 113.6                       | 112.7                 | 101.6           | 20.72                            | 29.9                  | .693            | 104.3                       | 104.2                 | 100.3           |
| 1939..... | 19.66                                | 31.2                  | .630            | 123.0                       | 113.0                 | 109.6           | 23.58                            | 30.0                  | .786            | 118.7                       | 104.5                 | 113.7           |
| 1940..... | 21.36                                | 32.2                  | .663            | 133.7                       | 116.7                 | 115.3           | 24.40                            | 28.9                  | .844            | 122.8                       | 100.7                 | 122.1           |
| 1941..... | 23.39                                | 34.3                  | .682            | 146.4                       | 124.3                 | 118.6           | 30.04                            | 34.5                  | .871            | 151.2                       | 120.2                 | 126.0           |
| 1942..... | 31.51                                | 36.5                  | .863            | 197.2                       | 132.2                 | 150.1           | 33.21                            | 38.1                  | .872            | 167.1                       | 132.8                 | 126.2           |
| 1943..... | 38.45                                | 38.1                  | 1.009           | 240.6                       | 133.0                 | 175.5           | 39.40                            | 38.0                  | 1.037           | 198.3                       | 132.4                 | 150.1           |

<sup>1</sup> Includes the following programs: (1) Regular Federal appropriations, (2) Public Works Administration, (3) United States Housing Authority, (4) Defense Plant Corporation, (5) War Public Works (Lanham Act projects).

<sup>2</sup> Annual average.

**Appendix B**  
**Building Construction in 2,707 Cities, by City, 1942**  
**and 1943**  
(49)

## Building Construction in 2,707 Cities Reporting to

| State and city       | Total construction |               |         |               | New residential buildings |             |         |             |
|----------------------|--------------------|---------------|---------|---------------|---------------------------|-------------|---------|-------------|
|                      | 1943               |               | 1942    |               | 1943                      |             | 1942    |             |
|                      | Number             | Valuation     | Number  | Valuation     | Number                    | Valuation   | Number  | Valuation   |
| Total (2,707 cities) | 575,334            | 1,157,629,228 | 645,153 | 2,465,901,596 | 146,275                   | 519,690,477 | 189,407 | 823,458,833 |
| Percent of change    | -10.8              | -53.1         | -       | -             | -22.8                     | -36.9       | -       | -           |

## NEW ENGLAND

|                                  |        |            |        |             |       |            |        |            |
|----------------------------------|--------|------------|--------|-------------|-------|------------|--------|------------|
| Total (145 cities)...            | 42,957 | 70,648,707 | 47,792 | 222,276,179 | 6,707 | 30,434,935 | 13,409 | 58,043,363 |
| Percent of change                | -10.1  | -68.2      | -      | -           | -50.0 | -47.6      | -      | -          |
| <b>Connecticut</b> .....         | 15,006 | 33,172,899 | 18,061 | 55,018,387  | 4,455 | 20,865,183 | 6,954  | 30,710,731 |
| 1 *Bridgeport.....               | 899    | 4,884,364  | 1,297  | 6,619,578   | 370   | 2,678,900  | 462    | 3,838,200  |
| 2 Bristol.....                   | 1,257  | 2,479,321  | 1,372  | 4,398,797   | 492   | 2,001,386  | 715    | 2,556,107  |
| 3 Danbury.....                   | 216    | 292,258    | 158    | 259,480     | 0     | 0          | 2      | 4,100      |
| 4 Derby.....                     | 75     | 162,233    | 41     | 50,855      | 50    | 116,958    | 13     | 36,400     |
| 5 East Hartford.....             | 471    | 1,975,626  | 1,484  | 5,622,662   | 105   | 1,130,521  | 1,230  | 4,494,678  |
| 6 Fairfield <sup>1</sup> .....   | 524    | 1,244,730  | 407    | 1,147,239   | 189   | 949,600    | 122    | 607,050    |
| 7 Farmington.....                | 7      | 8,110      | 6      | 13,400      | 2     | 7,000      | 1      | 4,500      |
| 8 Greenwich.....                 | 231    | 139,378    | 288    | 495,639     | 2     | 10,000     | 23     | 213,150    |
| 9 Hamden <sup>1</sup> .....      | 271    | 427,460    | 381    | 1,394,720   | 56    | 303,500    | 175    | 748,400    |
| 10 *Hartford.....                | 1,925  | 3,725,285  | 1,838  | 5,086,041   | 485   | 2,087,705  | 360    | 2,120,247  |
| 11 Manchester <sup>1</sup> ..... | 677    | 2,383,662  | 1,204  | 3,817,536   | 387   | 2,252,900  | 854    | 3,679,043  |
| 12 *Meriden.....                 | 766    | 1,415,715  | 626    | 680,679     | 320   | 982,574    | 86     | 352,500    |
| 13 Middletown.....               | 267    | 105,543    | 648    | 1,683,087   | 1     | 900        | 344    | 1,499,000  |
| 14 Milford <sup>1</sup> .....    | 894    | 2,481,199  | 969    | 1,558,921   | 496   | 2,308,980  | 281    | 1,292,010  |
| 15 Naugatuck.....                | 114    | 190,020    | 147    | 974,405     | 4     | 20,000     | 36     | 168,900    |
| 16 *New Britain.....             | 686    | 441,649    | 1,476  | 4,052,765   | 21    | 141,345    | 765    | 2,807,513  |
| 17 *New Haven.....               | 1,287  | 1,477,276  | 1,657  | 2,778,052   | 61    | 304,300    | 416    | 1,640,903  |
| 18 *New London.....              | 94     | 633,628    | 193    | 2,737,489   | 59    | 417,600    | 112    | 472,700    |
| 19 *Norwalk.....                 | 791    | 842,594    | 788    | 944,209     | 20    | 94,350     | 89     | 467,700    |
| 20 Norwich.....                  | 101    | 19,249     | 162    | 105,935     | 0     | 0          | 2      | 6,765      |
| 21 *Stamford.....                | 321    | 613,568    | 292    | 475,596     | 5     | 350,000    | 19     | 96,100     |
| 22 Stratford.....                | 849    | 3,841,315  | 484    | 2,201,073   | 565   | 2,745,857  | 236    | 1,168,565  |
| 23 Torrington.....               | 322    | 135,713    | 357    | 287,118     | 2     | 4,600      | 19     | 93,500     |
| 24 Wallingford.....              | 390    | 573,378    | 251    | 151,700     | 210   | 485,982    | 12     | 45,600     |
| 25 *Waterbury.....               | 957    | 2,058,036  | 808    | 1,968,926   | 410   | 1,094,150  | 256    | 922,430    |
| 26 West Haven.....               | 241    | 165,140    | 297    | 591,424     | 6     | 23,900     | 116    | 447,800    |
| 27 Wethersfield.....             | 191    | 37,505     | 337    | 860,580     | 1     | 5,350      | 175    | 793,270    |
| 28 Willimantic.....              | 182    | 418,874    | 93     | 4,060,481   | 136   | 340,825    | 33     | 133,600    |
| <b>Maine</b> .....               | 1,995  | 6,470,540  | 3,215  | 24,072,099  | 831   | 3,483,653  | 1,969  | 8,377,812  |
| 29 *Bangor.....                  | 45     | 268,660    | 36     | 1,350,986   | 1     | 4,500      | 5      | 11,000     |
| 30 Ellsworth.....                | 0      | 0          | 2      | 5,100       | 0     | 0          | 0      | 0          |
| 31 Fort Fairfield.....           | 0      | 0          | 5      | 22,500      | 0     | 0          | 0      | 0          |
| 32 Hallowell.....                | 0      | 0          | 0      | 0           | 0     | 0          | 0      | 0          |
| 33 Lewiston.....                 | 159    | 93,715     | 127    | 149,159     | 14    | 9,980      | 10     | 32,550     |
| 34 Madison.....                  | 5      | 3,300      | 1      | 500         | 1     | 500        | 0      | 0          |
| 35 *Portland.....                | 1,011  | 2,427,305  | 1,081  | 3,710,370   | 616   | 2,038,040  | 441    | 2,168,497  |
| 36 Presque Isle.....             | 195    | 2,277,778  | 56     | 573,174     | 167   | 947,283    | 16     | 39,000     |
| 37 Rockland.....                 | 3      | 18,300     | 8      | 6,300       | 0     | 0          | 0      | 0          |
| 38 Saco.....                     | 40     | 6,900      | 67     | 23,675      | 1     | 200        | 11     | 7,920      |
| 39 Sanford.....                  | 104    | 415,194    | 72     | 33,872      | 0     | 0          | 5      | 9,800      |
| 40 South Portland.....           | 379    | 886,743    | 1,688  | 18,092,348  | 124   | 473,050    | 1,462  | 6,054,645  |
| 41 Westbrook.....                | 54     | 72,645     | 72     | 104,115     | 7     | 10,100     | 19     | 54,400     |
| <b>Massachusetts</b> .....       | 20,897 | 26,831,224 | 20,786 | 104,082,701 | 1,280 | 5,553,890  | 3,567  | 15,260,170 |
| 42 Andover.....                  | 58     | 17,485     | 60     | 48,565      | 0     | 0          | 6      | 22,500     |
| 43 Arlington.....                | 332    | 58,269     | 269    | 132,709     | 0     | 0          | 9      | 32,400     |
| 44 Attleboro.....                | 214    | 140,204    | 137    | 113,855     | 1     | 1,500      | 7      | 19,850     |
| 45 Barnstable.....               | 146    | 54,888     | 87     | 70,450      | 2     | 2,100      | 14     | 39,500     |
| 46 Belmont.....                  | 79     | 21,748     | 65     | 60,610      | 0     | 0          | 9      | 48,850     |

<sup>1</sup>In sample of 257 cities. See text and tables, pp. 15 to 21.

<sup>1</sup>Includes 11 months only in 1943.

## the Bureau of Labor Statistics, by City, 1942 and 1943

| New nonresidential buildings |                               |        |                                 | Additions, alterations, and repairs |                               |         |                               | Number of new dwelling units |         |
|------------------------------|-------------------------------|--------|---------------------------------|-------------------------------------|-------------------------------|---------|-------------------------------|------------------------------|---------|
| 1943                         |                               | 1942   |                                 | 1943                                |                               | 1942    |                               | 1943                         | 1942    |
| Number                       | Valuation                     | Number | Valuation                       | Number                              | Valuation                     | Number  | Valuation                     |                              |         |
| 71,540                       | <i>Dollars</i><br>413,155,688 | 91,627 | <i>Dollars</i><br>1,382,974,473 | 357,519                             | <i>Dollars</i><br>224,783,063 | 364,119 | <i>Dollars</i><br>259,468,260 | 185,606                      | 243,465 |
| -21.9                        | -70.1                         | -----  | -----                           | -1.8                                | -13.4                         | -----   | -----                         | -23.4                        | -----   |

## STATES

|       |            |       |             |        |            |        |            |       |        |    |
|-------|------------|-------|-------------|--------|------------|--------|------------|-------|--------|----|
| 8,527 | 20,144,116 | 6,706 | 137,246,520 | 27,723 | 20,069,656 | 27,677 | 26,986,266 | 8,824 | 15,494 |    |
| +27.1 | -85.3      |       |             | +2     | -25.6      |        |            | -43.0 |        |    |
| 5,032 | 5,708,733  | 2,285 | 16,272,127  | 7,519  | 6,598,973  | 8,822  | 8,035,529  | 5,684 | 8,068  |    |
| 77    | 1,544,678  | 200   | 2,032,110   | 452    | 660,786    | 635    | 749,268    | 623   | 991    | 1  |
| 257   | 45,017     | 158   | 1,039,367   | 508    | 432,918    | 499    | 803,323    | 492   | 714    | 2  |
| 21    | 216,710    | 14    | 30,840      | 195    | 75,548     | 142    | 224,540    | 0     | 2      | 3  |
| 11    | 4,760      | 13    | 6,815       | 14     | 40,515     | 15     | 7,640      | 50    | 13     | 4  |
| 188   | 716,663    | 95    | 1,001,076   | 178    | 128,442    | 159    | 126,908    | 572   | 1,447  | 5  |
| 188   | 72,825     | 84    | 186,395     | 147    | 222,305    | 201    | 353,794    | 216   | 123    | 6  |
| 4     | 960        | 2     | 6,900       | 1      | 150        | 3      | 2,000      | 1     | 1      | 7  |
| 87    | 36,575     | 59    | 34,450      | 142    | 92,803     | 206    | 248,039    | 2     | 23     | 8  |
| 131   | 53,282     | 97    | 403,970     | 84     | 70,678     | 109    | 242,350    | 67    | 175    | 9  |
| 146   | 401,135    | 52    | 1,118,282   | 1,294  | 1,236,445  | 1,426  | 1,847,512  | 636   | 513    | 10 |
| 127   | 40,695     | 154   | 50,203      | 163    | 90,067     | 196    | 88,220     | 478   | 854    | 11 |
| 172   | 53,975     | 135   | 71,448      | 274    | 379,166    | 405    | 256,731    | 320   | 97     | 12 |
| 89    | 7,291      | 72    | 35,910      | 177    | 97,352     | 232    | 148,177    | 1     | 432    | 13 |
| 142   | 45,521     | 235   | 113,061     | 256    | 126,698    | 453    | 153,850    | 496   | 281    | 14 |
| 83    | 154,905    | 73    | 766,065     | 27     | 15,115     | 38     | 38,900     | 4     | 36     | 15 |
| 98    | 56,422     | 61    | 1,029,090   | 567    | 243,882    | 650    | 216,162    | 20    | 777    | 16 |
| 180   | 447,904    | 160   | 434,402     | 1,046  | 725,072    | 1,081  | 702,747    | 79    | 470    | 17 |
| 15    | 195,799    | 22    | 2,017,059   | 20     | 20,229     | 59     | 247,730    | 109   | 112    | 18 |
| 252   | 70,650     | 92    | 56,100      | 519    | 677,594    | 607    | 420,409    | 19    | 121    | 19 |
| 13    | 1,670      | 24    | 25,760      | 88     | 17,579     | 136    | 73,410     | 0     | 2      | 20 |
| 105   | 68,395     | 44    | 193,685     | 211    | 195,173    | 229    | 185,811    | 103   | 20     | 21 |
| 126   | 1,020,788  | 83    | 914,777     | 158    | 74,670     | 165    | 117,731    | 563   | 242    | 22 |
| 89    | 14,260     | 57    | 78,768      | 231    | 116,853    | 281    | 114,850    | 2     | 24     | 23 |
| 25    | 21,300     | 36    | 41,435      | 155    | 66,066     | 203    | 64,665     | 214   | 13     | 24 |
| 237   | 380,733    | 143   | 622,120     | 310    | 583,153    | 409    | 424,376    | 424   | 262    | 25 |
| 82    | 23,865     | 64    | 41,140      | 153    | 117,375    | 117    | 102,484    | 7     | 116    | 26 |
| 74    | 9,630      | 32    | 8,610       | 116    | 22,585     | 130    | 58,691     | 1     | 175    | 27 |
| 13    | 2,325      | 24    | 3,911,740   | 33     | 69,724     | 36     | 15,141     | 185   | 32     | 28 |
| 307   | 2,064,764  | 305   | 14,762,992  | 857    | 922,133    | 941    | 931,285    | 1,170 | 2,429  |    |
| 12    | 224,674    | 12    | 1,291,996   | 32     | 39,486     | 19     | 47,990     | 1     | 5      | 29 |
| 0     | 0          | 0     | 0           | 0      | 0          | 2      | 5,100      | 0     | 0      | 30 |
| 0     | 0          | 5     | 22,500      | 0      | 0          | 0      | 0          | 0     | 0      | 31 |
| 0     | 0          | 0     | 0           | 0      | 0          | 0      | 0          | 0     | 0      | 32 |
| 56    | 34,980     | 45    | 42,890      | 89     | 48,755     | 72     | 73,719     | 14    | 11     | 33 |
| 0     | 0          | 0     | 0           | 4      | 2,800      | 1      | 500        | 1     | 0      | 34 |
| 59    | 14,082     | 79    | 1,015,921   | 436    | 375,183    | 561    | 525,952    | 761   | 591    | 35 |
| 14    | 1,209,595  | 17    | 380,020     | 14     | 120,900    | 23     | 154,154    | 254   | 16     | 36 |
| 3     | 18,300     | 3     | 700         | 0      | 0          | 5      | 5,600      | 0     | 0      | 37 |
| 26    | 3,875      | 24    | 4,675       | 13     | 2,825      | 32     | 11,080     | 1     | 11     | 38 |
| 55    | 392,519    | 26    | 14,687      | 49     | 22,675     | 41     | 9,385      | 0     | 5      | 39 |
| 63    | 151,589    | 76    | 11,985,403  | 192    | 262,104    | 150    | 52,300     | 131   | 1,768  | 40 |
| 19    | 15,140     | 18    | 4,200       | 28     | 47,405     | 35     | 45,515     | 7     | 22     | 41 |
| 4,176 | 10,641,688 | 3,240 | 74,200,025  | 15,441 | 10,635,646 | 13,959 | 14,622,506 | 1,786 | 4,026  |    |
| 36    | 11,645     | 26    | 7,885       | 22     | 5,840      | 28     | 18,180     | 0     | 6      | 42 |
| 22    | 1,770      | 18    | 15,685      | 310    | 56,499     | 242    | 84,624     | 0     | 10     | 43 |
| 104   | 22,387     | 61    | 17,907      | 109    | 116,317    | 69     | 76,098     | 1     | 7      | 44 |
| 23    | 18,500     | 17    | 4,495       | 121    | 34,288     | 56     | 26,455     | 2     | 14     | 45 |
| 10    | 610        | 4     | 725         | 69     | 21,138     | 52     | 14,035     | 0     | 10     | 46 |

## Building Construction in 2,707 Cities Reporting to the

NEW ENGLAND

| State and city                  | Total construction |                |        |                | New residential buildings |                |        |                |
|---------------------------------|--------------------|----------------|--------|----------------|---------------------------|----------------|--------|----------------|
|                                 | 1943               |                | 1942   |                | 1943                      |                | 1942   |                |
|                                 | Number             | Valuation      | Number | Valuation      | Number                    | Valuation      | Number | Valuation      |
| <b>Massachusetts—Continued.</b> |                    |                |        |                |                           |                |        |                |
|                                 |                    | <i>Dollars</i> |        | <i>Dollars</i> |                           | <i>Dollars</i> |        | <i>Dollars</i> |
| 47 Beverly.....                 | 176                | 48,006         | 156    | 166,585        | 3                         | 3,770          | 22     | 82,400         |
| 48 *Boston <sup>2</sup> .....   | 4,039              | 6,046,270      | 3,581  | 21,149,620     | 23                        | 110,000        | 131    | 1,054,800      |
| 49 Braintree.....               | 183                | 155,937        | 272    | 825,105        | 12                        | 60,000         | 200    | 540,400        |
| 50 *Brookton.....               | 306                | 211,526        | 279    | 242,397        | 1                         | 2,500          | 4      | 12,300         |
| 51 *Brookline.....              | 198                | 142,882        | 152    | 347,635        | 0                         | 0              | 16     | 116,000        |
| 52 *Cambridge.....              | 527                | 1,483,027      | 542    | 1,894,633      | 0                         | 0              | 10     | 137,500        |
| 53 *Chelsea.....                | 259                | 123,680        | 229    | 896,524        | 0                         | 0              | 1      | 2,500          |
| 54 *Chicopee.....               | 722                | 1,734,000      | 341    | 2,293,293      | 255                       | 549,300        | 25     | 78,150         |
| 55 Concord.....                 | 127                | 64,527         | 132    | 74,649         | 1                         | 160            | 2      | 11,500         |
| 56 Dartmouth.....               | 192                | 110,247        | 133    | 252,070        | 9                         | 21,300         | 30     | 82,900         |
| 57 Dedham.....                  | 226                | 57,073         | 185    | 198,139        | 0                         | 0              | 39     | 150,300        |
| 58 *Everett.....                | 199                | 108,121        | 254    | 750,954        | 0                         | 0              | 0      | 0              |
| 59 *Fall River.....             | 309                | 149,518        | 219    | 391,855        | 1                         | 198            | 16     | 59,700         |
| 60 *Fitchburg.....              | 206                | 58,738         | 286    | 2,383,986      | 2                         | 1,100          | 22     | 80,100         |
| 61 Framingham.....              | 96                 | 68,935         | 93     | 124,140        | 1                         | 2,000          | 5      | 15,000         |
| 62 Gardner.....                 | 62                 | 63,545         | 83     | 67,205         | 2                         | 5,000          | 12     | 20,800         |
| 63 Gloucester.....              | 83                 | 42,275         | 52     | 79,420         | 0                         | 0              | 11     | 28,600         |
| 64 Granby.....                  | 24                 | 19,080         | 17     | 12,730         | 8                         | 13,550         | 3      | 8,500          |
| 65 Great Barrington.....        | 28                 | 6,983          | 27     | 65,740         | 1                         | 800            | 2      | 2,200          |
| 66 Greenfield.....              | 85                 | 38,365         | 86     | 109,750        | 5                         | 9,900          | 18     | 79,850         |
| 67 *Haverhill.....              | 98                 | 66,045         | 112    | 71,690         | 3                         | 6,150          | 5      | 31,500         |
| 68 Hingham.....                 | 69                 | 75,935         | 168    | 27,304,258     | 5                         | 10,700         | 96     | 418,760        |
| 69 *Holyoke.....                | 521                | 411,525        | 463    | 1,328,570      | 52                        | 119,000        | 206    | 956,240        |
| 70 Hudson.....                  | 30                 | 7,900          | 32     | 138,595        | 0                         | 0              | 5      | 11,400         |
| 71 *Lawrence.....               | 345                | 201,663        | 298    | 338,030        | 1                         | 3,500          | 18     | 86,200         |
| 72 Leominster.....              | 227                | 394,668        | 245    | 203,661        | 1                         | 2,500          | 10     | 13,500         |
| 73 Lexington.....               | 105                | 36,601         | 103    | 208,390        | 1                         | 4,500          | 16     | 99,500         |
| 74 Longmeadow.....              | 30                 | 99,015         | 39     | 185,655        | 19                        | 94,200         | 28     | 182,095        |
| 75 *Lowell.....                 | 378                | 155,397        | 384    | 388,798        | 3                         | 5,625          | 9      | 33,460         |
| 76 *Lynn.....                   | 303                | 861,477        | 366    | 8,352,840      | 3                         | 7,950          | 44     | 162,900        |
| 77 *Malden.....                 | 275                | 351,981        | 248    | 515,447        | 10                        | 226,000        | 14     | 369,600        |
| 78 Mansfield.....               | 67                 | 56,500         | 47     | 85,175         | 0                         | 0              | 0      | 0              |
| 79 Marblehead.....              | 101                | 88,850         | 127    | 154,763        | 3                         | 11,000         | 21     | 96,160         |
| 80 Marlboro.....                | 47                 | 16,470         | 44     | 30,675         | 0                         | 0              | 1      | 1,800          |
| 81 *Medford.....                | 135                | 250,481        | 162    | 220,815        | 0                         | 0              | 20     | 91,400         |
| 82 Melrose.....                 | 87                 | 31,234         | 136    | 141,327        | 0                         | 0              | 10     | 49,800         |
| 83 Methuen.....                 | 139                | 27,565         | 182    | 96,110         | 0                         | 0              | 13     | 54,250         |
| 84 Milton.....                  | 423                | 82,876         | 298    | 177,306        | 0                         | 0              | 26     | 100,587        |
| 85 Natick.....                  | 1                  | 200            | 58     | 199,600        | 0                         | 0              | 52     | 188,200        |
| 86 Needham.....                 | 152                | 35,945         | 120    | 149,688        | 0                         | 0              | 25     | 117,000        |
| 87 *New Bedford.....            | 688                | 359,534        | 508    | 345,650        | 0                         | 0              | 15     | 68,750         |
| 88 Newburyport.....             | 39                 | 20,625         | 41     | 20,450         | 0                         | 0              | 0      | 0              |
| 89 *Newton.....                 | 330                | 312,905        | 369    | 522,057        | 7                         | 28,600         | 53     | 301,850        |
| 90 North Adams.....             | 246                | 38,764         | 228    | 48,064         | 0                         | 0              | 5      | 14,000         |
| 91 North Attleboro.....         | 95                 | 52,907         | 88     | 64,889         | 4                         | 6,800          | 12     | 24,750         |
| 92 Northbridge.....             | 38                 | 32,065         | 59     | 148,766        | 0                         | 0              | 5      | 13,790         |
| 93 Northampton.....             | 91                 | 125,600        | 113    | 267,895        | 3                         | 36,250         | 7      | 28,500         |
| 94 Norwood.....                 | 103                | 98,218         | 228    | 1,104,435      | 0                         | 0              | 100    | 393,300        |
| 95 Peabody.....                 | 112                | 112,413        | 142    | 193,575        | 16                        | 50,800         | 61     | 146,025        |
| 96 *Pittsfield.....             | 256                | 98,215         | 417    | 3,819,982      | 11                        | 31,200         | 176    | 623,357        |
| 97 Plymouth.....                | 36                 | 21,200         | 49     | 61,150         | 0                         | 0              | 3      | 10,550         |
| 98 *Quincy.....                 | 1,122              | 893,535        | 1,069  | 9,661,437      | 39                        | 152,100        | 137    | 926,500        |
| 99 Reading.....                 | 48                 | 15,010         | 55     | 98,250         | 2                         | 3,600          | 18     | 68,300         |
| 100 *Revere.....                | 278                | 77,795         | 235    | 101,765        | 1                         | 2,000          | 5      | 14,150         |
| 101 *Salem.....                 | 501                | 239,749        | 454    | 342,618        | 0                         | 0              | 9      | 33,200         |

\*In sample of 287 cities. See text and tables, pp. 15 to 21.

\* Non-Federal construction figures based on applications filed.



## Bureau of Labor Statistics, by City, 1942 and 1943—Continued

STATES—Continued

| New nonresidential buildings |                |        |                | Additions, alterations, and repairs |                |        |                | Number of new dwelling units |      |
|------------------------------|----------------|--------|----------------|-------------------------------------|----------------|--------|----------------|------------------------------|------|
| 1943                         |                | 1942   |                | 1943                                |                | 1942   |                | 1943                         | 1942 |
| Number                       | Valuation      | Number | Valuation      | Number                              | Valuation      | Number | Valuation      |                              |      |
|                              | <i>Dollars</i> |        | <i>Dollars</i> |                                     | <i>Dollars</i> |        | <i>Dollars</i> |                              |      |
| 65                           | 10,590         | 38     | 35,550         | 108                                 | 33,646         | 96     | 48,635         | 2                            | 22   |
| 161                          | 2,471,804      | 200    | 15,025,395     | 3,855                               | 3,464,466      | 3,181  | 5,069,425      | 27                           | 276  |
| 61                           | 55,315         | 46     | 222,625        | 110                                 | 40,622         | 95     | 62,080         | 12                           | 109  |
| 90                           | 27,289         | 56     | 56,505         | 215                                 | 181,737        | 219    | 173,592        | 1                            | 4    |
| 25                           | 5,665          | 15     | 39,450         | 173                                 | 137,217        | 121    | 192,185        | 0                            | 20   |
| 32                           | 882,280        | 48     | 846,085        | 495                                 | 600,747        | 484    | 911,048        | 0                            | 41   |
| 7                            | 2,287          | 13     | 561,330        | 252                                 | 121,393        | 215    | 332,694        | 0                            | 1    |
| 231                          | 1,091,796      | 136    | 2,012,519      | 236                                 | 92,904         | 180    | 202,624        | 255                          | 23   |
| 29                           | 41,440         | 22     | 15,975         | 97                                  | 22,927         | 108    | 47,174         | 0                            | 2    |
| 115                          | 54,545         | 60     | 140,295        | 68                                  | 34,402         | 43     | 28,875         | 9                            | 30   |
| 34                           | 2,345          | 12     | 2,105          | 192                                 | 54,728         | 134    | 45,734         | 0                            | 39   |
| 23                           | 26,868         | 18     | 553,110        | 176                                 | 81,253         | 266    | 197,844        | 0                            | 0    |
| 79                           | 10,793         | 68     | 215,406        | 229                                 | 138,527        | 135    | 116,749        | 1                            | 17   |
| 62                           | 8,683          | 39     | 2,175,061      | 142                                 | 48,955         | 225    | 128,825        | 2                            | 22   |
| 35                           | 32,110         | 27     | 61,215         | 60                                  | 34,825         | 61     | 47,925         | 1                            | 5    |
| 19                           | 5,740          | 33     | 11,040         | 41                                  | 52,805         | 38     | 35,365         | 2                            | 12   |
| 40                           | 23,775         | 17     | 33,395         | 43                                  | 18,500         | 24     | 17,425         | 0                            | 11   |
| 10                           | 2,280          | 6      | 1,800          | 6                                   | 3,250          | 8      | 2,430          | 6                            | 3    |
| 26                           | 6,008          | 11     | 54,500         | 1                                   | 175            | 14     | 9,040          | 1                            | 2    |
| 60                           | 16,790         | 53     | 17,310         | 20                                  | 11,675         | 15     | 12,590         | 5                            | 18   |
| 32                           | 3,605          | 37     | 7,180          | 63                                  | 56,290         | 70     | 33,010         | 2                            | 5    |
| 16                           | 44,200         | 17     | 26,820,667     | 48                                  | 21,035         | 55     | 64,831         | 4                            | 96   |
| 20                           | 16,050         | 58     | 120,965        | 449                                 | 276,475        | 199    | 251,365        | 52                           | 249  |
| 23                           | 7,095          | 14     | 14,850         | 7                                   | 805            | 13     | 112,345        | 0                            | 5    |
| 22                           | 60,650         | 39     | 26,370         | 322                                 | 137,513        | 241    | 225,460        | 1                            | 22   |
| 50                           | 269,131        | 39     | 20,032         | 176                                 | 123,037        | 196    | 170,129        | 1                            | 10   |
| 71                           | 16,134         | 15     | 6,350          | 33                                  | 15,965         | 72     | 102,540        | 1                            | 27   |
| 3                            | 1,175          | 7      | 1,860          | 8                                   | 3,640          | 4      | 1,100          | 19                           | 28   |
| 70                           | 47,375         | 47     | 191,238        | 305                                 | 102,397        | 328    | 156,100        | 3                            | 8    |
| 67                           | 612,344        | 81     | 7,839,242      | 233                                 | 241,183        | 241    | 350,698        | 3                            | 45   |
| 50                           | 7,839          | 25     | 10,160         | 215                                 | 118,142        | 209    | 185,687        | 84                           | 142  |
| 34                           | 27,275         | 20     | 12,550         | 33                                  | 29,225         | 27     | 72,625         | 0                            | 0    |
| 11                           | 6,850          | 18     | 11,075         | 87                                  | 71,030         | 88     | 47,528         | 5                            | 30   |
| 36                           | 11,170         | 15     | 9,500          | 11                                  | 5,300          | 28     | 19,375         | 0                            | 1    |
| 34                           | 209,685        | 29     | 42,050         | 101                                 | 40,796         | 113    | 87,365         | 0                            | 20   |
| 8                            | 2,445          | 34     | 42,216         | 79                                  | 28,789         | 92     | 49,311         | 0                            | 10   |
| 104                          | 15,830         | 102    | 27,680         | 35                                  | 11,735         | 67     | 14,180         | 0                            | 13   |
| 72                           | 11,893         | 4      | 10,295         | 356                                 | 70,983         | 232    | 66,424         | 0                            | 26   |
| 0                            | 0              | 4      | 1,200          | 1                                   | 200            | 2      | 10,200         | 0                            | 52   |
| 34                           | 5,235          | 19     | 5,000          | 118                                 | 30,710         | 76     | 27,688         | 0                            | 25   |
| 213                          | 65,426         | 101    | 45,315         | 475                                 | 294,108        | 392    | 231,885        | 0                            | 15   |
| 13                           | 6,550          | 13     | 4,200          | 26                                  | 14,075         | 28     | 16,250         | 0                            | 0    |
| 82                           | 94,516         | 44     | 51,889         | 241                                 | 189,789        | 272    | 168,318        | 7                            | 63   |
| 74                           | 4,719          | 18     | 2,835          | 172                                 | 34,045         | 205    | 32,069         | 0                            | 5    |
| 51                           | 11,512         | 22     | 5,834          | 40                                  | 34,595         | 54     | 34,305         | 4                            | 12   |
| 28                           | 7,730          | 26     | 47,015         | 10                                  | 24,335         | 28     | 87,961         | 0                            | 5    |
| 35                           | 15,274         | 31     | 9,745          | 53                                  | 74,076         | 75     | 229,650        | 22                           | 7    |
| 47                           | 29,166         | 27     | 545,219        | 56                                  | 69,052         | 101    | 165,916        | 0                            | 100  |
| 50                           | 15,527         | 21     | 11,435         | 46                                  | 46,086         | 90     | 36,115         | 16                           | 61   |
| 102                          | 23,945         | 70     | 3,088,295      | 143                                 | 43,070         | 171    | 108,330        | 11                           | 177  |
| 18                           | 8,925          | 20     | 25,000         | 18                                  | 12,275         | 26     | 25,600         | 0                            | 3    |
| 110                          | 379,636        | 127    | 8,095,902      | 973                                 | 361,739        | 805    | 639,035        | 39                           | 275  |
| 14                           | 3,065          | 12     | 8,600          | 32                                  | 8,345          | 25     | 21,350         | 2                            | 18   |
| 23                           | 3,875          | 19     | 13,885         | 254                                 | 71,920         | 211    | 73,730         | 1                            | 5    |
| 50                           | 21,130         | 31     | 48,575         | 461                                 | 218,619        | 414    | 260,843        | 0                            | 9    |

## Building Construction in 2,707 Cities Reporting to the

NEW ENGLAND

| State and city                  | Total construction |                           |              |                           | New residential buildings |                           |            |                          |
|---------------------------------|--------------------|---------------------------|--------------|---------------------------|---------------------------|---------------------------|------------|--------------------------|
|                                 | 1943               |                           | 1942         |                           | 1943                      |                           | 1942       |                          |
|                                 | Number             | Valuation                 | Number       | Valuation                 | Number                    | Valuation                 | Number     | Valuation                |
| <b>Massachusetts—Continued.</b> |                    |                           |              |                           |                           |                           |            |                          |
| 102 Saugus.....                 | 285                | <i>Dollars</i><br>230,619 | 254          | <i>Dollars</i><br>152,521 | 41                        | <i>Dollars</i><br>167,400 | 28         | <i>Dollars</i><br>94,900 |
| *Somerville.....                | 145                | 181,667                   | 191          | 741,018                   | 0                         | 0                         | 0          | 0                        |
| 104 Southbridge.....            | 121                | 309,531                   | 34           | 377,182                   | 80                        | 150,041                   | 10         | 50,500                   |
| 105 Spencer.....                | 18                 | 17,655                    | 9            | 5,300                     | 3                         | 5,100                     | 1          | 3,500                    |
| 106 *Springfield.....           | 1,489              | 4,300,781                 | 1,719        | 3,783,104                 | 490                       | 2,308,521                 | 806        | 2,971,710                |
| 107 Stoneham.....               | 45                 | 9,299                     | 69           | 96,025                    | 0                         | 0                         | 17         | 68,200                   |
| 108 Swampscott.....             | 36                 | 8,850                     | 52           | 65,110                    | 1                         | 1,800                     | 6          | 41,000                   |
| 109 Taunton.....                | 249                | 204,027                   | 303          | 140,557                   | 4                         | 2,925                     | 5          | 9,200                    |
| 110 Walpole.....                | 74                 | 44,965                    | 80           | 82,525                    | 0                         | 0                         | 14         | 49,000                   |
| 111 *Waltham.....               | 186                | 1,999,232                 | 296          | 2,256,731                 | 1                         | 175                       | 134        | 636,200                  |
| 112 Watertown.....              | 127                | 242,980                   | 115          | 1,208,523                 | 38                        | 171,000                   | 23         | 103,500                  |
| 113 Wellesley.....              | 134                | 79,008                    | 123          | 218,841                   | 0                         | 0                         | 24         | 168,300                  |
| 114 Westfield.....              | 148                | 78,809                    | 119          | 112,862                   | 2                         | 5,500                     | 18         | 58,510                   |
| 115 West Springfield.....       | 225                | 1,127,382                 | 156          | 404,119                   | 79                        | 1,038,200                 | 45         | 204,700                  |
| 116 Westwood.....               | 19                 | 23,440                    | 46           | 131,505                   | 0                         | 0                         | 27         | 116,400                  |
| 117 Weymouth.....               | 192                | 345,089                   | 523          | 1,276,890                 | 21                        | 87,000                    | 289        | 1,182,600                |
| 118 Winchester.....             | 66                 | 23,355                    | 59           | 43,625                    | 0                         | 0                         | 3          | 15,500                   |
| 119 Winthrop.....               | 228                | 138,218                   | 194          | 122,926                   | 0                         | 0                         | 2          | 3,400                    |
| 120 Woburn.....                 | 57                 | 45,055                    | 55           | 72,170                    | 0                         | 0                         | 10         | 36,200                   |
| 121 *Worcester.....             | 656                | 645,040                   | 915          | 2,954,167                 | 9                         | 30,575                    | 266        | 991,276                  |
| <b>New Hampshire.....</b>       | <b>1,273</b>       | <b>484,599</b>            | <b>1,475</b> | <b>3,290,840</b>          | <b>7</b>                  | <b>6,050</b>              | <b>165</b> | <b>591,650</b>           |
| 122 Concord.....                | 36                 | 25,840                    | 73           | 124,195                   | 3                         | 1,000                     | 10         | 25,500                   |
| 123 Keene.....                  | 126                | 76,560                    | 157          | 59,675                    | 0                         | 0                         | 12         | 16,050                   |
| 124 Lebanon.....                | 38                 | 9,050                     | 52           | 34,400                    | 0                         | 0                         | 3          | 9,000                    |
| 125 Littleton.....              | 0                  | 0                         | 2            | 1,200                     | 0                         | 0                         | 0          | 0                        |
| 126 *Manchester.....            | 1,066              | 288,189                   | 1,155        | 2,528,731                 | 3                         | 550                       | 117        | 465,800                  |
| 127 Milford.....                | 1                  | 250                       | 7            | 3,250                     | 0                         | 0                         | 1          | 800                      |
| 128 Portsmouth.....             | 6                  | 84,710                    | 29           | 539,389                   | 1                         | 4,500                     | 22         | 74,500                   |
| <b>Rhode Island.....</b>        | <b>3,500</b>       | <b>3,598,536</b>          | <b>4,003</b> | <b>35,386,585</b>         | <b>131</b>                | <b>517,459</b>            | <b>748</b> | <b>3,092,200</b>         |
| *Cranston.....                  | 209                | 111,004                   | 337          | 712,108                   | 9                         | 33,000                    | 127        | 491,800                  |
| 130 East Greenwich.....         | 4                  | 47,577                    | 16           | 52,500                    | 0                         | 0                         | 9          | 31,000                   |
| 131 East Providence.....        | 624                | 115,243                   | 492          | 284,739                   | 0                         | 0                         | 23         | 105,900                  |
| 132 Johnston.....               | 71                 | 60,221                    | 110          | 149,271                   | 3                         | 6,500                     | 24         | 90,000                   |
| 133 *Newport.....               | 293                | 1,862,119                 | 172          | 20,519,181                | 62                        | 301,459                   | 6          | 25,900                   |
| 134 North Providence.....       | 83                 | 28,183                    | 67           | 52,830                    | 1                         | 3,500                     | 8          | 24,400                   |
| *Pawtucket.....                 | 223                | 178,379                   | 304          | 463,966                   | 0                         | 0                         | 54         | 232,900                  |
| 136 *Providence.....            | 1,559              | 879,186                   | 1,463        | 10,825,691                | 0                         | 0                         | 41         | 210,600                  |
| 137 Warren.....                 | 39                 | 32,550                    | 38           | 40,400                    | 0                         | 0                         | 2          | 8,000                    |
| 138 Warwick.....                | 293                | 244,460                   | 577          | 787,144                   | 56                        | 173,000                   | 176        | 677,100                  |
| 139 *Woonsocket.....            | 102                | 39,614                    | 427          | 1,498,755                 | 0                         | 0                         | 278        | 1,194,600                |
| <b>Vermont.....</b>             | <b>286</b>         | <b>90,919</b>             | <b>272</b>   | <b>425,567</b>            | <b>3</b>                  | <b>8,700</b>              | <b>6</b>   | <b>10,800</b>            |
| 140 Barre.....                  | 209                | 18,980                    | 201          | 26,930                    | 0                         | 0                         | 0          | 0                        |
| 141 Brattleboro.....            | 18                 | 14,800                    | 27           | 377,230                   | 0                         | 0                         | 3          | 3,200                    |
| 142 Lyndonville.....            | 2                  | 3,400                     | 1            | 150                       | 0                         | 0                         | 0          | 0                        |
| 143 Montpelier.....             | 42                 | 16,770                    | 36           | 16,707                    | 0                         | 0                         | 1          | 4,000                    |
| 144 Newport.....                | 10                 | 4,469                     | 6            | 1,550                     | 1                         | 200                       | 1          | 600                      |
| 145 St. Johnsbury.....          | 5                  | 32,500                    | 1            | 3,000                     | 2                         | 8,500                     | 1          | 3,000                    |

\*In sample of 257 cities. See text and tables, pp. 15 to 21.

## Bureau of Labor Statistics, by City, 1942 and 1943—Continued

STATES—Continued

| New nonresidential buildings |                |        |                | Additions, alterations, and repairs |                |        |                | Number of new dwelling units |      |
|------------------------------|----------------|--------|----------------|-------------------------------------|----------------|--------|----------------|------------------------------|------|
| 1943                         |                | 1942   |                | 1943                                |                | 1942   |                | 1943                         | 1942 |
| Number                       | Valuation      | Number | Valuation      | Number                              | Valuation      | Number | Valuation      |                              |      |
|                              | <i>Dollars</i> |        | <i>Dollars</i> |                                     | <i>Dollars</i> |        | <i>Dollars</i> |                              |      |
| 85                           | 21,207         | 66     | 12,785         | 159                                 | 42,012         | 160    | 44,836         | 41                           | 28   |
| 10                           | 33,975         | 12     | 615,470        | 135                                 | 147,692        | 179    | 125,548        | 0                            | 0    |
| 16                           | 25,109         | 6      | 302,650        | 25                                  | 134,390        | 18     | 24,032         | 80                           | 12   |
| 10                           | 8,105          | 3      | 1,150          | 5                                   | 4,450          | 5      | 650            | 3                            | 1    |
| 240                          | 1,013,429      | 302    | 194,316        | 759                                 | 978,831        | 611    | 617,078        | 666                          | 806  |
| 5                            | 879            | 19     | 13,735         | 40                                  | 8,420          | 33     | 14,090         | 0                            | 17   |
| 10                           | 715            | 13     | 10,000         | 25                                  | 6,335          | 33     | 13,510         | 1                            | 6    |
| 59                           | 125,921        | 60     | 24,670         | 186                                 | 75,181         | 238    | 106,687        | 2                            | 5    |
| 51                           | 38,965         | 41     | 15,595         | 23                                  | 6,000          | 25     | 17,930         | 0                            | 14   |
| 55                           | 1,885,631      | 34     | 1,529,452      | 130                                 | 113,426        | 128    | 90,554         | 1                            | 143  |
| 7                            | 3,915          | 12     | 644,495        | 82                                  | 68,065         | 80     | 460,528        | 38                           | 23   |
| 72                           | 10,353         | 35     | 16,915         | 62                                  | 68,655         | 64     | 33,625         | 0                            | 24   |
| 95                           | 19,055         | 47     | 32,971         | 51                                  | 54,254         | 54     | 21,381         | 1                            | 18   |
| 92                           | 43,327         | 46     | 154,003        | 54                                  | 45,855         | 65     | 45,416         | 316                          | 48   |
| 10                           | 5,510          | 7      | 11,500         | 9                                   | 17,930         | 12     | 3,605          | 0                            | 27   |
| 56                           | 221,378        | 64     | 30,443         | 115                                 | 36,711         | 170    | 63,837         | 21                           | 289  |
| 5                            | 650            | 5      | 1,935          | 61                                  | 22,705         | 51     | 26,180         | 0                            | 3    |
| 37                           | 92,526         | 16     | 72,900         | 191                                 | 45,692         | 176    | 46,626         | 0                            | 2    |
| 16                           | 22,455         | 22     | 13,360         | 41                                  | 22,590         | 23     | 22,610         | 0                            | 10   |
| 179                          | 168,288        | 144    | 1,149,788      | 468                                 | 446,177        | 505    | 813,103        | 12                           | 277  |
| 269                          | 156,550        | 209    | 1,992,845      | 997                                 | 321,999        | 1,101  | 706,345        | 7                            | 170  |
| 23                           | 10,440         | 22     | 54,965         | 10                                  | 14,400         | 41     | 43,730         | 3                            | 10   |
| 48                           | 32,075         | 39     | 5,655          | 78                                  | 44,485         | 106    | 37,970         | 0                            | 13   |
| 5                            | 800            | 1      | 10,000         | 33                                  | 8,250          | 48     | 15,400         | 0                            | 3    |
| 0                            | 0              | 1      | 500            | 0                                   | 0              | 1      | 700            | 0                            | 0    |
| 189                          | 54,645         | 141    | 1,803,236      | 874                                 | 232,994        | 897    | 259,695        | 3                            | 121  |
| 1                            | 250            | 3      | 1,500          | 0                                   | 0              | 3      | 950            | 0                            | 1    |
| 3                            | 58,340         | 2      | 116,989        | 2                                   | 21,870         | 5      | 347,900        | 1                            | 22   |
| 631                          | 1,534,842      | 636    | 29,656,711     | 2,708                               | 1,546,235      | 2,619  | 2,637,674      | 174                          | 794  |
| 68                           | 27,734         | 93     | 159,903        | 132                                 | 50,270         | 117    | 60,405         | 9                            | 131  |
| 1                            | 10,600         | 4      | 19,700         | 3                                   | 36,977         | 3      | 1,800          | 0                            | 9    |
| 158                          | 14,948         | 62     | 82,340         | 466                                 | 100,295        | 407    | 96,499         | 0                            | 23   |
| 32                           | 43,130         | 49     | 47,915         | 36                                  | 10,591         | 37     | 11,356         | 3                            | 23   |
| 59                           | 1,173,913      | 69     | 19,320,742     | 172                                 | 386,747        | 97     | 1,172,539      | 105                          | 6    |
| 28                           | 5,755          | 15     | 4,700          | 54                                  | 18,928         | 44     | 23,730         | 1                            | 8    |
| 47                           | 36,840         | 56     | 33,735         | 176                                 | 141,539        | 194    | 197,331        | 0                            | 54   |
| 119                          | 170,978        | 108    | 9,795,091      | 1,440                               | 708,208        | 1,314  | 820,000        | 0                            | 51   |
| 17                           | 12,650         | 16     | 16,450         | 22                                  | 19,900         | 20     | 15,950         | 0                            | 2    |
| 93                           | 32,858         | 132    | 41,585         | 144                                 | 38,602         | 269    | 68,459         | 56                           | 176  |
| 39                           | 5,436          | 32     | 134,550        | 63                                  | 34,178         | 117    | 169,605        | 0                            | 311  |
| 83                           | 37,549         | 31     | 361,820        | 201                                 | 44,670         | 235    | 52,947         | 3                            | 7    |
| 52                           | 4,635          | 15     | 3,770          | 157                                 | 14,345         | 186    | 23,160         | 0                            | 0    |
| 7                            | 10,775         | 9      | 354,400        | 11                                  | 4,025          | 15     | 19,630         | 0                            | 4    |
| 2                            | 3,400          | 1      | 150            | 0                                   | 0              | 0      | 0              | 0                            | 0    |
| 14                           | 7,364          | 6      | 3,500          | 28                                  | 9,406          | 29     | 9,207          | 0                            | 1    |
| 6                            | 1,375          | 0      | 0              | 3                                   | 2,894          | 5      | 950            | 1                            | 1    |
| 1                            | 10,000         | 0      | 0              | 2                                   | 14,000         | 0      | 0              | 2                            | 1    |

## Building Construction in 2,707 Cities Reporting to the

MIDDLE

| State and city                        | Total construction |                        |               |                        | New residential buildings |                       |              |                        |
|---------------------------------------|--------------------|------------------------|---------------|------------------------|---------------------------|-----------------------|--------------|------------------------|
|                                       | 1943               |                        | 1942          |                        | 1943                      |                       | 1942         |                        |
|                                       | Number             | Valuation              | Number        | Valuation              | Number                    | Valuation             | Number       | Valuation              |
| Total (664 cities) -                  | 80,542             | Dollars<br>163,956,947 | 101,432       | Dollars<br>501,075,021 | 14,403                    | Dollars<br>53,858,784 | 26,693       | Dollars<br>137,118,559 |
| Percent of change -                   | -20.6              | -67.3                  |               |                        | -46.0                     | -60.7                 |              |                        |
| <b>New Jersey</b> .....               | <b>19,877</b>      | <b>29,682,385</b>      | <b>26,313</b> | <b>95,624,122</b>      | <b>1,860</b>              | <b>10,153,907</b>     | <b>6,605</b> | <b>34,009,294</b>      |
| 1 Allendale.....                      | 30                 | 16,337                 | 19            | 9,926                  | 0                         | 0                     | 0            | 0                      |
| 2 Allenhurst.....                     | 2                  | 6,000                  | 0             | 0                      | 0                         | 0                     | 0            | 0                      |
| 3 Asbury Park.....                    | 168                | 80,118                 | 139           | 402,586                | 1                         | 25                    | 54           | 229,207                |
| 4 *Atlantic City.....                 | 972                | 400,177                | 611           | 3,894,857              | 0                         | 0                     | 0            | 0                      |
| 5 Audubon.....                        | 104                | 55,668                 | 220           | 232,214                | 4                         | 16,000                | 23           | 100,600                |
| 6 Barrington.....                     | 79                 | 55,576                 | 72            | 92,790                 | 2                         | 8,000                 | 19           | 76,000                 |
| 7 *Bayonne.....                       | 68                 | 204,700                | 156           | 1,857,791              | 0                         | 0                     | 73           | 407,500                |
| 8 Belleville.....                     | 122                | 415,041                | 163           | 1,016,195              | 20                        | 92,500                | 71           | 340,000                |
| 9 Bellmawr.....                       | 23                 | 4,641                  | 182           | 854,210                | 2                         | 900                   | 136          | 745,500                |
| 10 Bergenfield.....                   | 45                 | 24,454                 | 79            | 182,416                | 3                         | 12,000                | 32           | 158,800                |
| 11 Berlin.....                        | 36                 | 6,905                  | 29            | 21,005                 | 0                         | 0                     | 2            | 7,000                  |
| 12 Bernardville.....                  | 21                 | 15,022                 | 26            | 25,740                 | 2                         | 1,300                 | 1            | 700                    |
| 13 Beverly.....                       | 30                 | 10,664                 | 30            | 25,220                 | 0                         | 0                     | 0            | 0                      |
| 14 Bloomfield.....                    | 270                | 562,622                | 444           | 1,405,775              | 2                         | 12,000                | 145          | 777,000                |
| 15 Bloomsbury.....                    | 3                  | 3,300                  | 2             | 435                    | 0                         | 0                     | 0            | 0                      |
| 16 Bogota.....                        | 0                  | 0                      | 26            | 23,215                 | 0                         | 0                     | 2            | 7,000                  |
| 17 Bound Brook.....                   | 39                 | 11,264                 | 152           | 589,124                | 0                         | 0                     | 108          | 562,500                |
| 18 Bradley Beach.....                 | 6                  | 13,650                 | 20            | 8,785                  | 1                         | 3,200                 | 0            | 0                      |
| 19 Bridgeton.....                     | 238                | 581,350                | 41            | 27,770                 | 213                       | 563,749               | 22           | 23,420                 |
| 20 Brooklawn.....                     | 15                 | 3,850                  | 13            | 11,200                 | 0                         | 0                     | 2            | 5,850                  |
| 21 Burlington.....                    | 88                 | 294,157                | 285           | 1,410,116              | 10                        | 255,300               | 80           | 364,741                |
| 22 Butler.....                        | 17                 | 20,900                 | 21            | 10,850                 | 4                         | 9,000                 | 2            | 4,000                  |
| 23 Caldwell.....                      | 23                 | 1,011,138              | 31            | 50,307                 | 3                         | 190,000               | 4            | 23,000                 |
| 24 Califon <sup>1</sup> .....         | 0                  | 0                      | 0             | 0                      | 0                         | 0                     | 0            | 0                      |
| 25 *Camden.....                       | 976                | 1,163,051              | 2,181         | 16,696,563             | 118                       | 486,100               | 1,107        | 4,897,241              |
| 26 Carlstadt.....                     | 80                 | 32,630                 | 82            | 65,696                 | 0                         | 0                     | 0            | 0                      |
| 27 Carteret.....                      | 65                 | 156,574                | 32            | 87,895                 | 21                        | 65,000                | 11           | 47,500                 |
| 28 Clayton.....                       | 12                 | 2,865                  | 16            | 6,190                  | 2                         | 1,050                 | 1            | 3,500                  |
| 29 Cliffside Park.....                | 111                | 42,985                 | 109           | 118,705                | 1                         | 2,000                 | 13           | 64,300                 |
| 30 *Clifton.....                      | 328                | 333,689                | 575           | 1,896,338              | 3                         | 14,200                | 177          | 1,091,650              |
| 31 Clinton.....                       | 4                  | 2,300                  | 1             | 1,701                  | 0                         | 0                     | 0            | 0                      |
| 32 Closter.....                       | 27                 | 8,885                  | 29            | 17,175                 | 2                         | 3,800                 | 1            | 2,500                  |
| 33 Cranford.....                      | 167                | 613,196                | 169           | 483,395                | 95                        | 596,000               | 104          | 457,800                |
| 34 Cresskill.....                     | 14                 | 3,200                  | 33            | 104,080                | 0                         | 0                     | 22           | 94,750                 |
| 35 Deal <sup>2</sup> .....            | 0                  | 0                      | 4             | 8,580                  | 0                         | 0                     | 0            | 0                      |
| 36 Demarest.....                      | 5                  | 1,450                  | 6             | 7,700                  | 0                         | 0                     | 1            | 5,000                  |
| 37 Dover.....                         | 17                 | 43,965                 | 146           | 491,335                | 0                         | 0                     | 109          | 432,250                |
| 38 Dunellen.....                      | 83                 | 115,667                | 59            | 24,870                 | 16                        | 100,000               | 0            | 0                      |
| 39 East Newark.....                   | 23                 | 12,950                 | 35            | 33,600                 | 0                         | 0                     | 0            | 0                      |
| 40 *East Orange.....                  | 676                | 548,963                | 615           | 797,218                | 2                         | 132,000               | 1            | 6,700                  |
| 41 East Paterson <sup>1,2</sup> ..... | 112                | 665,086                | 353           | 9,255,475              | 2                         | 8,000                 | 271          | 885,800                |
| 42 East Rutherford.....               | 46                 | 82,565                 | 39            | 52,995                 | 0                         | 0                     | 1            | 6,000                  |
| 43 Eatontown.....                     | 30                 | 41,933                 | 53            | 104,457                | 7                         | 21,600                | 23           | 87,300                 |
| 44 Edgewater.....                     | 36                 | 84,326                 | 27            | 83,810                 | 0                         | 0                     | 1            | 5,800                  |
| 45 Egg Harbor.....                    | 7                  | 1,575                  | 6             | 2,600                  | 2                         | 350                   | 0            | 0                      |
| 46 *Elizabeth.....                    | 373                | 779,794                | 254           | 684,392                | 55                        | 383,500               | 26           | 224,500                |
| 47 Englewood.....                     | 83                 | 56,842                 | 131           | 345,813                | 0                         | 0                     | 9            | 205,750                |
| 48 Englewood Cliffs.....              | 20                 | 8,430                  | 20            | 31,712                 | 0                         | 0                     | 1            | 2,500                  |
| 49 Essex Fells.....                   | 6                  | 3,100                  | 2             | 1,950                  | 0                         | 0                     | 0            | 0                      |
| 50 Fair Lawn.....                     | 91                 | 188,110                | 472           | 1,327,420              | 2                         | 6,600                 | 386          | 1,217,000              |
| 51 Fairview.....                      | 65                 | 52,665                 | 50            | 55,600                 | 0                         | 0                     | 10           | 43,000                 |
| 52 Far Hills.....                     | 1                  | 2,500                  | 2             | 1,700                  | 0                         | 0                     | 0            | 0                      |
| 53 Flemington.....                    | 28                 | 20,240                 | 39            | 44,890                 | 5                         | 3,580                 | 4            | 16,280                 |
| 54 Fort Lee.....                      | 25                 | 15,869                 | 49            | 206,429                | 1                         | 4,200                 | 21           | 151,500                |
| 55 Freehold.....                      | 14                 | 26,900                 | 18            | 16,400                 | 1                         | 4,000                 | 2            | 8,500                  |

<sup>1</sup>In sample of 257 cities. See text and tables, pp. 15 to 21.<sup>2</sup>Includes 11 months only in 1943.<sup>3</sup>Includes 11 months only in 1942.

## Bureau of Labor Statistics, by City, 1942 and 1943—Continued

## ATLANTIC STATES

| New nonresidential buildings |            |        |             | Additions, alterations, and repairs |            |        |            | Number of new dwelling units |        |
|------------------------------|------------|--------|-------------|-------------------------------------|------------|--------|------------|------------------------------|--------|
| 1943                         |            | 1942   |             | 1943                                |            | 1942   |            | 1943                         | 1942   |
| Number                       | Valuation  | Number | Valuation   | Number                              | Valuation  | Number | Valuation  |                              |        |
|                              | Dollars    |        | Dollars     |                                     | Dollars    |        | Dollars    |                              |        |
| 8,560                        | 62,907,648 | 10,221 | 301,241,032 | 57,579                              | 47,190,515 | 64,518 | 62,715,430 | 17,553                       | 36,927 |
| -16.3                        | -79.1      |        |             | -10.8                               | -24.8      |        |            | -52.5                        |        |
| 2,392                        | 7,926,180  | 2,922  | 48,585,324  | 15,625                              | 11,602,268 | 16,786 | 13,229,574 | 3,452                        | 10,076 |
| 17                           | 3,690      | 8      | 5,439       | 13                                  | 12,647     | 11     | 4,487      | 0                            | 0      |
| 0                            | 0          | 0      | 0           | 2                                   | 6,000      | 0      | 0          | 0                            | 0      |
| 3                            | 849        | 9      | 122,740     | 164                                 | 79,244     | 76     | 50,639     | 0                            | 61     |
| 6                            | 1,730      | 6      | 3,655,250   | 966                                 | 398,447    | 605    | 239,607    | 0                            | 0      |
| 4                            | 1,200      | 10     | 71,638      | 96                                  | 38,468     | 187    | 59,976     | 4                            | 25     |
| 0                            | 0          | 1      | 2,900       | 77                                  | 47,576     | 52     | 13,890     | 2                            | 19     |
| 15                           | 187,485    | 19     | 1,306,861   | 53                                  | 17,215     | 64     | 173,430    | 0                            | 123    |
| 41                           | 218,225    | 38     | 643,980     | 61                                  | 104,316    | 54     | 32,215     | 25                           | 51     |
| 11                           | 1,945      | 14     | 99,677      | 10                                  | 1,796      | 32     | 9,033      | 2                            | 242    |
| 6                            | 5,050      | 12     | 3,945       | 36                                  | 7,404      | 35     | 19,671     | 3                            | 47     |
| 6                            | 1,200      | 5      | 3,500       | 30                                  | 5,705      | 22     | 10,505     | 0                            | 2      |
| 10                           | 3,212      | 17     | 12,550      | 9                                   | 10,510     | 8      | 12,490     | 3                            | 1      |
| 1                            | 470        | 1      | 4,900       | 29                                  | 10,194     | 29     | 20,329     | 0                            | 0      |
| 25                           | 7,925      | 41     | 213,133     | 243                                 | 542,697    | 258    | 415,642    | 2                            | 222    |
| 2                            | 3,000      | 2      | 435         | 1                                   | 300        | 0      | 0          | 0                            | 0      |
| 0                            | 0          | 2      | 550         | 0                                   | 0          | 22     | 15,665     | 0                            | 2      |
| 15                           | 2,854      | 12     | 4,035       | 24                                  | 8,410      | 32     | 22,589     | 0                            | 188    |
| 0                            | 0          | 2      | 600         | 5                                   | 10,450     | 18     | 5,185      | 1                            | 0      |
| 14                           | 11,325     | 11     | 2,275       | 11                                  | 6,276      | 8      | 2,075      | 213                          | 22     |
| 3                            | 950        | 5      | 3,425       | 12                                  | 2,906      | 6      | 1,925      | 0                            | 2      |
| 8                            | 2,114      | 47     | 1,007,710   | 70                                  | 36,743     | 158    | 37,665     | 100                          | 96     |
| 0                            | 0          | 8      | 3,175       | 13                                  | 11,900     | 11     | 3,675      | 4                            | 2      |
| 6                            | 817,963    | 0      | 1,501       | 14                                  | 3,175      | 23     | 25,806     | 60                           | 4      |
| 0                            | 0          | 0      | 0           | 0                                   | 0          | 0      | 0          | 0                            | 0      |
| 15                           | 14,921     | 64     | 11,146,022  | 843                                 | 662,030    | 1,010  | 653,300    | 138                          | 1,440  |
| 9                            | 5,610      | 18     | 23,085      | 71                                  | 27,020     | 64     | 42,611     | 0                            | 0      |
| 29                           | 72,274     | 12     | 5,695       | 15                                  | 19,300     | 9      | 34,700     | 21                           | 11     |
| 8                            | 1,700      | 6      | 1,300       | 2                                   | 115        | 9      | 1,390      | 2                            | 1      |
| 1                            | 500        | 4      | 1,300       | 109                                 | 40,485     | 92     | 53,105     | 1                            | 13     |
| 32                           | 81,570     | 87     | 457,727     | 293                                 | 237,919    | 311    | 346,961    | 4                            | 438    |
| 1                            | 200        | 0      | 0           | 3                                   | 2,100      | 1      | 1,701      | 0                            | 0      |
| 15                           | 2,405      | 4      | 625         | 10                                  | 2,680      | 24     | 14,050     | 2                            | 1      |
| 31                           | 6,671      | 21     | 5,110       | 41                                  | 10,525     | 44     | 20,485     | 220                          | 137    |
| 8                            | 1,445      | 3      | 1,400       | 6                                   | 1,755      | 8      | 7,930      | 0                            | 22     |
| 0                            | 0          | 1      | 7,000       | 0                                   | 0          | 3      | 1,580      | 0                            | 0      |
| 2                            | 500        | 1      | 500         | 3                                   | 950        | 4      | 2,200      | 0                            | 0      |
| 2                            | 3,300      | 8      | 12,570      | 15                                  | 40,665     | 29     | 46,515     | 0                            | 115    |
| 21                           | 1,245      | 12     | 2,430       | 46                                  | 14,422     | 47     | 22,440     | 32                           | 0      |
| 0                            | 0          | 0      | 0           | 23                                  | 12,950     | 35     | 33,600     | 0                            | 0      |
| 13                           | 8,425      | 24     | 492,050     | 661                                 | 408,538    | 590    | 298,468    | 61                           | 1      |
| 38                           | 546,876    | 21     | 8,344,605   | 72                                  | 110,210    | 61     | 25,070     | 4                            | 295    |
| 10                           | 15,200     | 10     | 11,720      | 36                                  | 67,365     | 28     | 35,275     | 0                            | 2      |
| 9                            | 9,610      | 19     | 11,280      | 14                                  | 10,723     | 11     | 5,877      | 7                            | 23     |
| 2                            | 26,500     | 4      | 58,600      | 34                                  | 57,826     | 22     | 19,410     | 0                            | 1      |
| 2                            | 375        | 1      | 400         | 3                                   | 850        | 5      | 2,200      | 2                            | 0      |
| 46                           | 143,285    | 55     | 265,454     | 272                                 | 253,009    | 173    | 194,438    | 114                          | 75     |
| 17                           | 7,205      | 14     | 10,806      | 66                                  | 49,637     | 108    | 129,257    | 0                            | 94     |
| 11                           | 6,000      | 10     | 21,762      | 9                                   | 2,430      | 9      | 7,450      | 0                            | 1      |
| 1                            | 450        | 1      | 1,050       | 5                                   | 2,650      | 1      | 900        | 0                            | 0      |
| 14                           | 149,960    | 34     | 68,620      | 75                                  | 31,550     | 52     | 41,800     | 2                            | 418    |
| 4                            | 800        | 10     | 3,780       | 61                                  | 51,865     | 30     | 8,820      | 0                            | 11     |
| 0                            | 0          | 1      | 1,000       | 1                                   | 2,500      | 1      | 700        | 0                            | 0      |
| 20                           | 14,150     | 28     | 18,560      | 3                                   | 2,500      | 7      | 10,040     | 7                            | 5      |
| 2                            | 364        | 4      | 6,180       | 22                                  | 11,305     | 24     | 48,749     | 1                            | 22     |
| 11                           | 17,700     | 9      | 3,500       | 2                                   | 5,200      | 7      | 4,400      | 1                            | 2      |

## Building Construction in 2,707 Cities Reporting to the

MIDDLE ATLANTIC.

| State and city                       | Total construction |                |        |                | New residential buildings |                |        |                |
|--------------------------------------|--------------------|----------------|--------|----------------|---------------------------|----------------|--------|----------------|
|                                      | 1943               |                | 1942   |                | 1943                      |                | 1942   |                |
|                                      | Number             | Valuation      | Number | Valuation      | Number                    | Valuation      | Number | Valuation      |
| <b>New Jersey—Con.</b>               |                    | <i>Dollars</i> |        | <i>Dollars</i> |                           | <i>Dollars</i> |        | <i>Dollars</i> |
| 56 Garfield.....                     | 244                | 130,344        | 330    | 395,995        | 0                         | 0              | 27     | 151,000        |
| 57 Garwood.....                      | 74                 | 415,586        | 72     | 229,693        | 48                        | 374,000        | 47     | 160,000        |
| 58 Glassboro.....                    | 20                 | 26,510         | 85     | 32,812         | 4                         | 2,050          | 6      | 6,050          |
| 59 Glen Ridge.....                   | 20                 | 10,155         | 31     | 13,401         | 0                         | 0              | 0      | 0              |
| 60 Glen Rock.....                    | 38                 | 7,338          | 21     | 88,874         | 0                         | 0              | 14     | 85,820         |
| 61 Gloucester City...                | 189                | 69,447         | 211    | 90,012         | 2                         | 6,500          | 5      | 18,600         |
| 62 Hackensack.....                   | 285                | 146,017        | 390    | 370,833        | 0                         | 0              | 38     | 174,550        |
| 63 Haddonfield.....                  | 151                | 54,592         | 165    | 111,930        | 0                         | 0              | 8      | 45,600         |
| 64 Haddon Heights...                 | 24                 | 4,250          | 82     | 128,639        | 0                         | 0              | 21     | 110,700        |
| 65 Haledon.....                      | 42                 | 18,264         | 100    | 236,587        | 0                         | 0              | 36     | 215,900        |
| 66 Harrington Park...                | 17                 | 6,960          | 10     | 27,350         | 0                         | 0              | 5      | 24,000         |
| 67 Harrison.....                     | 84                 | 758,780        | 66     | 3,089,895      | 0                         | 0              | 0      | 0              |
| 68 H a s b r o u c k<br>Heights..... | 101                | 226,059        | 88     | 84,208         | 34                        | 203,000        | 5      | 26,800         |
| 69 Haworth.....                      | 2                  | 750            | 8      | 9,380          | 0                         | 0              | 0      | 0              |
| 70 Hawthorne.....                    | 154                | 49,129         | 174    | 74,045         | 0                         | 0              | 5      | 19,900         |
| 71 High Bridge.....                  | 0                  | 0              | 2      | 1,000          | 0                         | 0              | 0      | 0              |
| 72 Hightstown.....                   | 1                  | 2,000          | 2      | 5,500          | 0                         | 0              | 0      | 0              |
| 73 Hillsdale.....                    | 42                 | 12,137         | 50     | 41,859         | 0                         | 0              | 4      | 13,100         |
| 74 Hillside.....                     | 174                | 354,485        | 171    | 490,629        | 11                        | 77,000         | 38     | 227,000        |
| 75 *Hoboken.....                     | 637                | 2,187,741      | 591    | 358,017        | 0                         | 0              | 0      | 0              |
| 76 Interlaken.....                   | 1                  | 200            | 3      | 700            | 0                         | 0              | 0      | 0              |
| 77 *Irvington.....                   | 174                | 631,299        | 251    | 554,045        | 20                        | 486,400        | 43     | 239,100        |
| 78 *Jersey City.....                 | 268                | 775,385        | 387    | 3,026,684      | 0                         | 0              | 11     | 1,668,554      |
| 79 *Kearny.....                      | 267                | 883,897        | 244    | 3,501,227      | 0                         | 0              | 35     | 150,200        |
| 80 Keyport.....                      | 25                 | 36,200         | 31     | 14,775         | 0                         | 0              | 0      | 0              |
| 81 Laurel Springs....                | 35                 | 12,517         | 54     | 16,044         | 0                         | 0              | 0      | 0              |
| 82 Lawnside.....                     | 13                 | 18,425         | 12     | 8,851          | 11                        | 18,300         | 4      | 3,950          |
| 83 Leonia.....                       | 25                 | 9,215          | 31     | 27,988         | 0                         | 0              | 3      | 20,833         |
| 84 Lincoln Park.....                 | 14                 | 5,395          | 22     | 16,740         | 0                         | 0              | 3      | 3,950          |
| 85 Linden.....                       | 275                | 1,106,600      | 293    | 2,684,781      | 117                       | 372,500        | 98     | 500,900        |
| 86 Lindenwold.....                   | 66                 | 14,492         | 91     | 30,334         | 0                         | 0              | 5      | 12,600         |
| 87 Little Ferry.....                 | 31                 | 18,440         | 44     | 47,255         | 0                         | 0              | 3      | 16,500         |
| 88 Little Silver.....                | 12                 | 5,250          | 37     | 93,866         | 0                         | 0              | 20     | 86,375         |
| 89 Lodi.....                         | 122                | 846,850        | 232    | 988,125        | 108                       | 769,600        | 207    | 959,200        |
| 90 Long Branch.....                  | 138                | 577,237        | 292    | 884,804        | 49                        | 444,393        | 158    | 792,355        |
| 91 Lyndhurst.....                    | 236                | 144,441        | 177    | 152,420        | 1                         | 4,000          | 4      | 20,500         |
| 92 Madison.....                      | 35                 | 18,017         | 50     | 153,185        | 0                         | 0              | 23     | 124,000        |
| 93 Magnolia.....                     | 110                | 37,090         | 71     | 42,850         | 0                         | 0              | 6      | 28,300         |
| 94 Manasquan.....                    | 111                | 27,358         | 56     | 40,570         | 0                         | 0              | 5      | 22,530         |
| 95 Maplewood.....                    | 124                | 47,405         | 155    | 274,283        | 0                         | 0              | 26     | 169,500        |
| 96 Maywood.....                      | 107                | 26,627         | 192    | 322,219        | 0                         | 0              | 62     | 244,640        |
| 97 Merchantville.....                | 53                 | 45,354         | 54     | 37,584         | 2                         | 9,882          | 1      | 5,000          |
| 98 Metuchen.....                     | 13                 | 16,755         | 69     | 251,883        | 5                         | 13,300         | 40     | 226,400        |
| 99 Middlesex.....                    | 109                | 276,807        | 106    | 76,647         | 50                        | 200,000        | 12     | 39,800         |
| 100 Midland Park.....                | 107                | 16,374         | 113    | 102,150        | 0                         | 0              | 11     | 53,500         |
| 101 Millburn.....                    | 89                 | 30,414         | 102    | 247,564        | 0                         | 0              | 26     | 200,800        |
| 102 Milltown.....                    | 18                 | 4,020          | 24     | 19,395         | 0                         | 0              | 1      | 11,275         |
| 103 *Montclair.....                  | 336                | 234,057        | 343    | 186,985        | 0                         | 0              | 1      | 7,000          |
| 104 Montvale.....                    | 25                 | 6,715          | 23     | 19,248         | 0                         | 0              | 3      | 11,000         |
| 105 Moonachie.....                   | 16                 | 11,025         | 10     | 9,675          | 1                         | 4,200          | 0      | 0              |
| 106 Morris Plains.....               | 0                  | 0              | 3      | 5,650          | 0                         | 0              | 1      | 4,500          |
| 107 Morristown.....                  | 58                 | 38,079         | 97     | 84,788         | 0                         | 0              | 6      | 40,000         |
| 108 Mount Ephraim...                 | 55                 | 16,147         | 287    | 474,687        | 0                         | 0              | 108    | 445,200        |
| 109 Mountain Lake...                 | 15                 | 16,500         | 10     | 11,550         | 0                         | 0              | 0      | 0              |
| 110 Neptune.....                     | 19                 | 16,300         | 34     | 25,700         | 3                         | 3,600          | 5      | 9,400          |
| 111 *Newark.....                     | 808                | 1,569,966      | 928    | 7,222,650      | 34                        | 173,500        | 24     | 115,000        |
| 112 *New Brunswick...                | 148                | 162,755        | 247    | 593,722        | 28                        | 68,600         | 77     | 408,400        |
| 113 New Milford.....                 | 18                 | 4,830          | 130    | 333,430        | 0                         | 0              | 83     | 318,500        |
| 114 New Providence...                | 27                 | 7,465          | 21     | 40,183         | 0                         | 0              | 6      | 27,200         |
| 115 Newton.....                      | 0                  | 0              | 0      | 0              | 0                         | 0              | 0      | 0              |

\*In sample of 257 cities. See text and tables, pp. 15 to 21.

## Bureau of Labor Statistics, by City, 1942 and 1943—Continued

STATES—Continued

| New nonresidential buildings |                |        |                | Additions, alterations, and repairs |                |        |                | Number of new dwelling units |      |
|------------------------------|----------------|--------|----------------|-------------------------------------|----------------|--------|----------------|------------------------------|------|
| 1943                         |                | 1942   |                | 1943                                |                | 1942   |                | 1943                         | 1942 |
| Number                       | Valuation      | Number | Valuation      | Number                              | Valuation      | Number | Valuation      |                              |      |
|                              | <i>Dollars</i> |        | <i>Dollars</i> |                                     | <i>Dollars</i> |        | <i>Dollars</i> |                              |      |
| 8                            | 30,580         | 40     | 95,048         | 236                                 | 99,764         | 263    | 149,947        | 0                            | 50   |
| 11                           | 26,368         | 8      | 53,635         | 15                                  | 15,228         | 17     | 16,058         | 94                           | 67   |
| 15                           | 2,985          | 13     | 4,087          | 75                                  | 20,875         | 66     | 22,675         | 4                            | 6    |
| 1                            | 195            | 2      | 750            | 19                                  | 9,940          | 29     | 12,651         | 0                            | 0    |
| 9                            | 2,795          | 4      | 2,204          | 29                                  | 4,543          | 3      | 850            | 0                            | 14   |
| 11                           | 2,100          | 7      | 6,945          | 176                                 | 60,847         | 199    | 64,467         | 2                            | 5    |
| 13                           | 6,302          | 16     | 32,448         | 272                                 | 140,615        | 336    | 163,535        | 0                            | 38   |
| 13                           | 1,175          | 11     | 2,505          | 138                                 | 53,417         | 146    | 63,725         | 0                            | 8    |
| 6                            | 500            | 22     | 5,575          | 18                                  | 3,750          | 39     | 12,364         | 0                            | 21   |
| 8                            | 1,007          | 7      | 2,745          | 34                                  | 17,257         | 57     | 17,942         | 0                            | 46   |
| 7                            | 1,440          | 4      | 1,500          | 10                                  | 5,520          | 1      | 1,850          | 0                            | 5    |
| 38                           | 701,150        | 13     | 2,738,900      | 46                                  | 57,630         | 53     | 350,995        | 0                            | 67   |
| 6                            | 2,450          | 9      | 18,590         | 61                                  | 20,609         | 74     | 38,818         | 67                           | 5    |
| 1                            | 250            | 3      | 850            | 1                                   | 500            | 5      | 8,530          | 0                            | 0    |
| 23                           | 15,220         | 22     | 9,562          | 131                                 | 33,909         | 147    | 44,583         | 0                            | 5    |
| 0                            | 0              | 1      | 500            | 0                                   | 0              | 1      | 500            | 0                            | 0    |
| 0                            | 0              | 2      | 5,500          | 1                                   | 2,000          | 0      | 0              | 0                            | 0    |
| 7                            | 1,550          | 10     | 3,745          | 35                                  | 10,587         | 36     | 25,014         | 0                            | 4    |
| 74                           | 225,458        | 26     | 135,705        | 89                                  | 52,027         | 107    | 127,924        | 22                           | 49   |
| 13                           | 1,281,460      | 8      | 131,050        | 624                                 | 906,281        | 583    | 226,967        | 0                            | 0    |
| 0                            | 0              | 0      | 0              | 1                                   | 200            | 3      | 700            | 0                            | 0    |
| 22                           | 17,110         | 31     | 131,120        | 132                                 | 127,789        | 177    | 183,825        | 182                          | 65   |
| 21                           | 387,300        | 65     | 621,173        | 247                                 | 388,085        | 311    | 736,957        | 0                            | 416  |
| 27                           | 51,500         | 47     | 3,252,265      | 240                                 | 332,397        | 162    | 98,762         | 0                            | 47   |
| 5                            | 25,750         | 3      | 3,200          | 20                                  | 10,450         | 28     | 11,575         | 0                            | 0    |
| 3                            | 460            | 1      | 300            | 32                                  | 12,057         | 53     | 15,744         | 0                            | 0    |
| 0                            | 0              | 2      | 2,766          | 2                                   | 125            | 6      | 2,135          | 11                           | 4    |
| 2                            | 300            | 2      | 630            | 24                                  | 8,915          | 26     | 6,525          | 0                            | 3    |
| 1                            | 100            | 7      | 3,700          | 13                                  | 5,295          | 12     | 9,090          | 0                            | 3    |
| 73                           | 618,004        | 86     | 2,020,890      | 85                                  | 116,096        | 109    | 162,991        | 132                          | 113  |
| 21                           | 2,859          | 26     | 2,959          | 45                                  | 11,633         | 60     | 14,775         | 0                            | 5    |
| 10                           | 6,340          | 13     | 5,080          | 21                                  | 12,100         | 28     | 25,675         | 0                            | 6    |
| 8                            | 1,350          | 9      | 2,726          | 4                                   | 3,900          | 8      | 4,765          | 0                            | 20   |
| 4                            | 58,450         | 6      | 16,625         | 10                                  | 18,800         | 19     | 12,300         | 216                          | 268  |
| 22                           | 34,257         | 39     | 30,275         | 67                                  | 98,587         | 95     | 62,174         | 239                          | 267  |
| 41                           | 28,936         | 43     | 64,796         | 194                                 | 111,505        | 130    | 67,124         | 1                            | 5    |
| 17                           | 3,867          | 5      | 4,990          | 18                                  | 14,150         | 22     | 24,195         | 0                            | 23   |
| 7                            | 8,450          | 4      | 675            | 103                                 | 28,640         | 61     | 13,875         | 0                            | 6    |
| 2                            | 700            | 5      | 925            | 109                                 | 26,658         | 46     | 17,115         | 0                            | 5    |
| 4                            | 1,650          | 10     | 4,135          | 120                                 | 45,755         | 119    | 100,648        | 0                            | 43   |
| 9                            | 3,514          | 16     | 43,658         | 98                                  | 23,113         | 114    | 33,921         | 0                            | 62   |
| 2                            | 12,290         | 4      | 12,450         | 49                                  | 23,182         | 49     | 20,134         | 5                            | 1    |
| 2                            | 1,050          | 6      | 13,206         | 6                                   | 2,405          | 23     | 12,277         | 6                            | 71   |
| 11                           | 24,650         | 11     | 5,420          | 48                                  | 52,157         | 83     | 31,427         | 50                           | 12   |
| 39                           | 3,811          | 22     | 22,030         | 68                                  | 12,563         | 80     | 26,620         | 0                            | 18   |
| 35                           | 6,222          | 10     | 4,802          | 54                                  | 24,192         | 66     | 41,962         | 0                            | 26   |
| 10                           | 1,630          | 4      | 660            | 8                                   | 2,390          | 19     | 7,460          | 0                            | 1    |
| 14                           | 5,648          | 17     | 9,085          | 322                                 | 228,409        | 325    | 170,300        | 0                            | 1    |
| 17                           | 2,075          | 4      | 1,043          | 8                                   | 4,640          | 16     | 7,205          | 0                            | 3    |
| 8                            | 3,375          | 4      | 4,800          | 7                                   | 3,450          | 6      | 4,875          | 1                            | 0    |
| 0                            | 0              | 0      | 0              | 0                                   | 0              | 2      | 1,150          | 0                            | 1    |
| 3                            | 925            | 4      | 6,225          | 55                                  | 37,154         | 87     | 38,563         | 0                            | 6    |
| 1                            | 200            | 3      | 400            | 54                                  | 15,947         | 176    | 29,087         | 0                            | 121  |
| 5                            | 10,200         | 3      | 2,150          | 10                                  | 6,300          | 7      | 9,400          | 0                            | 0    |
| 6                            | 9,700          | 8      | 8,750          | 10                                  | 3,000          | 21     | 7,550          | 3                            | 5    |
| 58                           | 129,400        | 130    | 4,756,389      | 716                                 | 1,267,066      | 774    | 2,351,261      | 70                           | 45   |
| 22                           | 44,790         | 44     | 101,179        | 98                                  | 49,365         | 126    | 84,143         | 28                           | 223  |
| 8                            | 1,775          | 9      | 3,890          | 10                                  | 3,055          | 38     | 11,040         | 0                            | 83   |
| 20                           | 4,525          | 8      | 3,875          | 7                                   | 2,940          | 7      | 9,108          | 0                            | 6    |
| 0                            | 0              | 0      | 0              | 0                                   | 0              | 0      | 0              | 0                            | 0    |

## Building Construction in 2,707 Cities Reporting to the

MIDDLE ATLANTIC

| State and city                        | Total construction |                |        |                | New residential buildings |                |        |                |
|---------------------------------------|--------------------|----------------|--------|----------------|---------------------------|----------------|--------|----------------|
|                                       | 1943               |                | 1942   |                | 1943                      |                | 1942   |                |
|                                       | Number             | Valuation      | Number | Valuation      | Number                    | Valuation      | Number | Valuation      |
| <b>New Jersey—Con.</b>                |                    |                |        |                |                           |                |        |                |
|                                       |                    | <i>Dollars</i> |        | <i>Dollars</i> |                           | <i>Dollars</i> |        | <i>Dollars</i> |
| 116 North Arlington.....              | 43                 | 13, 108        | 359    | 1, 106, 063    | 0                         | 0              | 278    | 1, 085, 500    |
| 117 North Bergen.....                 | 340                | 352, 567       | 391    | 234, 319       | 0                         | 0              | 17     | 59, 500        |
| 118 North Caldwell.....               | 20                 | 3, 928         | 15     | 3, 825         | 0                         | 0              | 0      | 0              |
| 119 Northfield.....                   | 22                 | 5, 735         | 27     | 7, 918         | 0                         | 0              | 0      | 0              |
| 120 North Haledon.....                | 75                 | 56, 625        | 91     | 99, 095        | 5                         | 15, 500        | 22     | 83, 760        |
| 121 North Plainfield.....             | 74                 | 52, 046        | 78     | 68, 910        | 2                         | 8, 500         | 9      | 42, 500        |
| 122 Northvale.....                    | 0                  | 0              | 6      | 7, 000         | 0                         | 0              | 3      | 5, 000         |
| 123 Norwood.....                      | 14                 | 6, 300         | 6      | 6, 100         | 0                         | 0              | 0      | 0              |
| 124 Nutley.....                       | 217                | 379, 703       | 277    | 521, 559       | 34                        | 325, 400       | 99     | 425, 700       |
| 125 Oaklyn.....                       | 69                 | 23, 175        | 121    | 187, 927       | 0                         | 0              | 22     | 148, 300       |
| 126 *Orange.....                      | 200                | 464, 508       | 239    | 650, 815       | 6                         | 299, 000       | 5      | 96, 200        |
| 127 Palisades Park <sup>1</sup> ..... | 0                  | 0              | 29     | 170, 600       | 0                         | 0              | 29     | 170, 600       |
| 128 Palmyra.....                      | 73                 | 63, 850        | 36     | 126, 400       | 7                         | 35, 000        | 21     | 93, 000        |
| 129 *Passaic.....                     | 395                | 403, 554       | 534    | 1, 642, 822    | 24                        | 134, 950       | 71     | 389, 900       |
| 130 *Paterson.....                    | 620                | 715, 767       | 989    | 2, 293, 356    | 30                        | 117, 950       | 196    | 1, 530, 035    |
| 131 Paulsboro <sup>1</sup> .....      | 52                 | 84, 147        | 27     | 85, 100        | 26                        | 78, 000        | 25     | 76, 600        |
| 132 Penns Grove.....                  | 50                 | 15, 468        | 76     | 31, 992        | 0                         | 0              | 8      | 15, 100        |
| 133 Pennsauken.....                   | 395                | 357, 459       | 538    | 561, 266       | 43                        | 254, 700       | 109    | 421, 309       |
| 134 *Perth Amboy.....                 | 205                | 683, 555       | 174    | 444, 343       | 90                        | 488, 800       | 38     | 171, 950       |
| 135 Phillipsburg.....                 | 10                 | 5, 200         | 23     | 262, 962       | 2                         | 3, 000         | 2      | 8, 500         |
| 136 Pitman.....                       | 44                 | 15, 966        | 71     | 32, 727        | 0                         | 0              | 2      | 8, 800         |
| 137 Plainfield.....                   | 161                | 257, 509       | 223    | 433, 372       | 18                        | 90, 000        | 52     | 218, 100       |
| 138 Pleasantville.....                | 42                 | 9, 810         | 33     | 17, 562        | 0                         | 0              | 2      | 9, 000         |
| 139 Point Pleasant.....               | 9                  | 4, 600         | 28     | 23, 000        | 1                         | 1, 000         | 13     | 16, 100        |
| 140 Pompton Lakes.....                | 35                 | 20, 870        | 73     | 323, 715       | 0                         | 0              | 12     | 50, 600        |
| 141 Princeton.....                    | 28                 | 27, 207        | 126    | 374, 354       | 0                         | 0              | 21     | 288, 114       |
| 142 Prospect Park.....                | 69                 | 24, 283        | 76     | 18, 366        | 0                         | 0              | 0      | 0              |
| 143 Rahway.....                       | 245                | 335, 271       | 266    | 885, 003       | 43                        | 251, 000       | 73     | 771, 300       |
| 144 Ramsey.....                       | 35                 | 9, 805         | 24     | 47, 854        | 0                         | 0              | 8      | 37, 424        |
| 145 Red Bank.....                     | 39                 | 112, 853       | 61     | 208, 721       | 4                         | 90, 000        | 13     | 126, 000       |
| 146 Ridgefield.....                   | 153                | 43, 202        | 146    | 383, 122       | 0                         | 0              | 10     | 100, 600       |
| 147 Ridgefield Park.....              | 95                 | 35, 369        | 87     | 62, 613        | 0                         | 0              | 2      | 11, 100        |
| 148 Ringwood.....                     | 14                 | 3, 130         | 43     | 53, 300        | 0                         | 0              | 19     | 41, 700        |
| 149 Riverton.....                     | 8                  | 9, 320         | 14     | 26, 603        | 1                         | 5, 000         | 2      | 17, 055        |
| 150 Rockaway.....                     | 54                 | 103, 648       | 66     | 154, 800       | 32                        | 96, 000        | 43     | 142, 375       |
| 151 Rumson.....                       | 65                 | 64, 740        | 20     | 61, 600        | 3                         | 11, 500        | 6      | 39, 000        |
| 152 Runnemede.....                    | 70                 | 88, 713        | 121    | 200, 622       | 28                        | 79, 900        | 60     | 185, 500       |
| 153 Rutherford.....                   | 73                 | 33, 037        | 107    | 230, 501       | 0                         | 0              | 11     | 161, 530       |
| 154 Sea Bright.....                   | 7                  | 13, 750        | 3      | 2, 525         | 0                         | 0              | 0      | 0              |
| 155 Sea Girt.....                     | 7                  | 5, 875         | 10     | 6, 228         | 1                         | 4, 000         | 0      | 0              |
| 156 Sea Isle City.....                | 22                 | 10, 972        | 40     | 15, 775        | 0                         | 0              | 5      | 5, 925         |
| 157 Secaucus.....                     | 25                 | 20, 700        | 13     | 16, 650        | 1                         | 2, 500         | 0      | 0              |
| 158 Shrewsbury.....                   | 21                 | 31, 378        | 6      | 7, 825         | 4                         | 10, 048        | 2      | 6, 600         |
| 159 Somers Point.....                 | 11                 | 5, 058         | 10     | 8, 700         | 1                         | 600            | 1      | 2, 050         |
| 160 Somerville.....                   | 102                | 382, 433       | 96     | 344, 496       | 40                        | 352, 800       | 17     | 284, 500       |
| 161 South Orange.....                 | 192                | 51, 236        | 210    | 137, 708       | 0                         | 0              | 8      | 76, 000        |
| 162 South River.....                  | 33                 | 46, 532        | 61     | 95, 169        | 10                        | 40, 000        | 16     | 71, 725        |
| 163 Spring Lake.....                  | 59                 | 38, 691        | 41     | 31, 740        | 0                         | 0              | 1      | 3, 000         |
| 164 Summit.....                       | 44                 | 68, 458        | 84     | 313, 298       | 0                         | 0              | 36     | 221, 000       |
| 165 Tenafly.....                      | 60                 | 28, 143        | 83     | 197, 823       | 0                         | 0              | 24     | 166, 280       |
| 166 Totowa.....                       | 92                 | 56, 375        | 88     | 39, 282        | 0                         | 0              | 5      | 19, 500        |
| 167 *Trenton.....                     | 665                | 1, 082, 907    | 676    | 3, 109, 818    | 200                       | 530, 370       | 2      | 9, 400         |
| 168 Union.....                        | 236                | 448, 979       | 554    | 1, 772, 441    | 20                        | 269, 200       | 160    | 1, 326, 800    |
| 169 *Union City.....                  | 214                | 87, 206        | 225    | 147, 708       | 0                         | 0              | 0      | 0              |
| 170 Ventnor.....                      | 157                | 37, 437        | 115    | 53, 883        | 0                         | 0              | 8      | 25, 000        |

\*In sample of 257 cities. See text and tables, pp. 15 to 21.

<sup>1</sup> Includes 11 months only in 1943.<sup>2</sup> Includes 11 months only in 1942.



## Bureau of Labor Statistics, by City, 1942 and 1943—Continued

## STATES—Continued

| New nonresidential buildings |                |        |                | Additions, alterations, and repairs |                |        |                | Number of new dwelling units |      |
|------------------------------|----------------|--------|----------------|-------------------------------------|----------------|--------|----------------|------------------------------|------|
| 1943                         |                | 1942   |                | 1943                                |                | 1942   |                | 1943                         | 1942 |
| Number                       | Valuation      | Number | Valuation      | Number                              | Valuation      | Number | Valuation      |                              |      |
|                              | <i>Dollars</i> |        | <i>Dollars</i> |                                     | <i>Dollars</i> |        | <i>Dollars</i> |                              |      |
| 6                            | 2,415          | 27     | 5,983          | 37                                  | 10,693         | 54     | 14,580         | 0                            | 490  |
| 12                           | 60,800         | 25     | 90,750         | 328                                 | 291,767        | 349    | 84,069         | 0                            | 34   |
| 8                            | 1,350          | 5      | 1,900          | 12                                  | 2,578          | 10     | 1,925          | 0                            | 0    |
| 1                            | 1,200          | 5      | 1,860          | 21                                  | 4,535          | 22     | 6,058          | 0                            | 0    |
| 43                           | 24,555         | 21     | 4,520          | 27                                  | 16,570         | 48     | 10,815         | 5                            | 22   |
| 16                           | 10,065         | 17     | 7,345          | 56                                  | 33,481         | 52     | 19,065         | 3                            | 9    |
| 0                            | 0              | 1      | 800            | 0                                   | 0              | 2      | 1,200          | 0                            | 3    |
| 5                            | 1,250          | 1      | 200            | 9                                   | 5,050          | 5      | 5,900          | 0                            | 0    |
| 37                           | 4,800          | 41     | 44,735         | 146                                 | 49,503         | 137    | 51,124         | 101                          | 103  |
| 3                            | 600            | 15     | 3,500          | 66                                  | 22,575         | 94     | 36,127         | 0                            | 47   |
| 15                           | 47,710         | 11     | 330,470        | 179                                 | 117,798        | 223    | 224,145        | 94                           | 41   |
| 0                            | 0              | 0      | 0              | 0                                   | 0              | 0      | 0              | 0                            | 39   |
| 6                            | 1,100          | 8      | 6,650          | 60                                  | 27,750         | 57     | 26,750         | 7                            | 27   |
| 21                           | 62,840         | 21     | 955,148        | 350                                 | 205,764        | 442    | 297,774        | 48                           | 140  |
| 45                           | 70,578         | 59     | 101,352        | 545                                 | 527,239        | 734    | 661,999        | 30                           | 394  |
| 3                            | 700            | 1      | 8,000          | 23                                  | 5,447          | 1      | 500            | 26                           | 32   |
| 1                            | 50             | 12     | 2,525          | 49                                  | 15,418         | 56     | 14,367         | 0                            | 8    |
| 41                           | 7,361          | 55     | 38,400         | 311                                 | 95,398         | 374    | 101,566        | 80                           | 121  |
| 31                           | 108,455        | 65     | 190,735        | 84                                  | 86,300         | 71     | 81,688         | 182                          | 50   |
| 4                            | 1,000          | 8      | 130,497        | 4                                   | 1,200          | 13     | 123,965        | 2                            | 2    |
| 4                            | 1,150          | 5      | 800            | 40                                  | 14,816         | 64     | 23,127         | 0                            | 2    |
| 19                           | 96,145         | 12     | 11,229         | 124                                 | 71,364         | 169    | 204,043        | 24                           | 52   |
| 2                            | 3,000          | 4      | 600            | 40                                  | 6,810          | 27     | 7,962          | 0                            | 2    |
| 6                            | 1,750          | 9      | 3,450          | 2                                   | 1,850          | 6      | 3,450          | 1                            | 13   |
| 12                           | 14,445         | 32     | 269,490        | 23                                  | 6,425          | 29     | 13,625         | 0                            | 14   |
| 1                            | 125            | 48     | 22,205         | 27                                  | 27,082         | 57     | 64,035         | 0                            | 61   |
| 0                            | 0              | 0      | 0              | 69                                  | 24,253         | 76     | 18,366         | 0                            | 0    |
| 41                           | 7,520          | 18     | 22,750         | 161                                 | 76,751         | 175    | 90,953         | 75                           | 288  |
| 30                           | 7,680          | 7      | 1,625          | 5                                   | 2,125          | 9      | 8,805          | 0                            | 8    |
| 11                           | 2,488          | 16     | 35,601         | 24                                  | 20,365         | 33     | 47,120         | 36                           | 33   |
| 23                           | 13,895         | 14     | 247,895        | 130                                 | 29,807         | 122    | 34,627         | 0                            | 35   |
| 5                            | 575            | 4      | 1,550          | 90                                  | 34,794         | 31     | 49,963         | 0                            | 2    |
| 7                            | 1,200          | 15     | 5,275          | 7                                   | 1,930          | 9      | 6,325          | 0                            | 19   |
| 1                            | 500            | 2      | 1,000          | 6                                   | 3,820          | 10     | 8,548          | 3                            | 2    |
| 11                           | 3,518          | 2      | 425            | 11                                  | 4,130          | 21     | 12,000         | 32                           | 43   |
| 32                           | 11,365         | 6      | 6,200          | 30                                  | 41,875         | 8      | 16,400         | 3                            | 6    |
| 9                            | 1,105          | 14     | 2,785          | 33                                  | 7,708          | 47     | 12,337         | 28                           | 60   |
| 5                            | 1,350          | 14     | 9,564          | 68                                  | 31,687         | 32     | 59,407         | 0                            | 48   |
| 0                            | 600            | 0      | 0              | 6                                   | 13,250         | 3      | 2,525          | 0                            | 0    |
| 0                            | 0              | 0      | 0              | 6                                   | 1,875          | 10     | 6,228          | 1                            | 0    |
| 3                            | 675            | 3      | 700            | 19                                  | 10,297         | 32     | 9,150          | 0                            | 5    |
| 10                           | 11,050         | 6      | 2,675          | 14                                  | 7,150          | 7      | 13,975         | 1                            | 0    |
| 7                            | 3,680          | 2      | 650            | 10                                  | 17,650         | 2      | 575            | 4                            | 2    |
| 3                            | 1,250          | 6      | 5,950          | 7                                   | 3,208          | 3      | 700            | 1                            | 0    |
| 11                           | 3,500          | 25     | 19,925         | 51                                  | 26,133         | 54     | 40,071         | 120                          | 124  |
| 19                           | 4,664          | 11     | 7,209          | 173                                 | 46,572         | 191    | 54,499         | 0                            | 8    |
| 8                            | 3,460          | 22     | 9,475          | 15                                  | 3,072          | 23     | 13,969         | 10                           | 17   |
| 1                            | 150            | 4      | 6,722          | 58                                  | 38,541         | 36     | 22,018         | 0                            | 1    |
| 6                            | 1,798          | 21     | 68,345         | 38                                  | 66,660         | 27     | 23,953         | 0                            | 52   |
| 7                            | 7,700          | 3      | 800            | 53                                  | 20,443         | 56     | 30,743         | 0                            | 24   |
| 4                            | 38,490         | 5      | 1,600          | 88                                  | 17,885         | 78     | 18,182         | 0                            | 5    |
| 21                           | 46,020         | 53     | 2,517,444      | 444                                 | 456,517        | 621    | 582,974        | 200                          | 2    |
| 33                           | 29,985         | 106    | 265,148        | 183                                 | 149,794        | 288    | 180,493        | 79                           | 259  |
| 0                            | 0              | 9      | 20,600         | 214                                 | 87,206         | 216    | 127,108        | 0                            | 0    |
| 0                            | 0              | 1      | 150            | 157                                 | 37,437         | 106    | 28,733         | 0                            | 8    |

## Building Construction in 2,707 Cities Reporting to the

## MIDDLE ATLANTIC

| State and city                     | Total construction |                   |               |                    | New residential buildings |                   |              |                   |
|------------------------------------|--------------------|-------------------|---------------|--------------------|---------------------------|-------------------|--------------|-------------------|
|                                    | 1943               |                   | 1942          |                    | 1943                      |                   | 1942         |                   |
|                                    | Number             | Valuation         | Number        | Valuation          | Number                    | Valuation         | Number       | Valuation         |
| <b>New Jersey—Con.</b>             |                    | <i>Dollars</i>    |               | <i>Dollars</i>     |                           | <i>Dollars</i>    |              | <i>Dollars</i>    |
| 171 Verona.....                    | 15                 | 139,702           | 48            | 28,427             | 0                         | 0                 | 21           | 115,050           |
| 172 Vineland.....                  | 57                 | 63,158            | 40            | 38,839             | 0                         | 0                 | 3            | 8,500             |
| 173 Wallington.....                | 66                 | 820,306           | 118           | 150,703            | 1                         | 2,800             | 6            | 33,300            |
| 174 Wanaque.....                   | 53                 | 20,985            | 39            | 27,985             | 1                         | 2,800             | 2            | 2,400             |
| 175 Watchung.....                  | 26                 | 5,117             | 41            | 42,900             | 0                         | 0                 | 5            | 22,800            |
| 176 Weehawken.....                 | 184                | 105,806           | 141           | 130,390            | 0                         | 0                 | 0            | 0                 |
| 177 Wenonah.....                   | 0                  | 0                 | 4             | 3,700              | 0                         | 0                 | 0            | 0                 |
| 178 West Caldwell.....             | 16                 | 4,800             | 25            | 52,578             | 0                         | 0                 | 10           | 45,300            |
| 179 Westfield.....                 | 76                 | 37,370            | 135           | 300,503            | 1                         | 2,800             | 53           | 248,800           |
| 180 West Long Branch. <sup>1</sup> | 14                 | 9,315             | 27            | 33,337             | 1                         | 3,500             | 3            | 12,050            |
| 181 *West New York..               | 92                 | 35,865            | 114           | 47,515             | 0                         | 0                 | 0            | 0                 |
| 182 West Orange.....               | 129                | 90,184            | 181           | 331,596            | 0                         | 0                 | 23           | 130,990           |
| 183 West Paterson.....             | 88                 | 21,572            | 101           | 45,713             | 0                         | 0                 | 5            | 17,200            |
| 184 Westville.....                 | 11                 | 4,720             | 77            | 246,634            | 0                         | 0                 | 47           | 222,000           |
| 185 Wildwood.....                  | 138                | 43,894            | 122           | 49,984             | 0                         | 0                 | 4            | 7,800             |
| 186 Woodbine.....                  | 1                  | 25,000            | 7             | 7,415              | 0                         | 0                 | 0            | 0                 |
| 187 Woodbridge.....                | 264                | 401,752           | 590           | 1,939,826          | 49                        | 269,800           | 357          | 1,741,000         |
| 188 Woodbury.....                  | 117                | 46,080            | 165           | 131,329            | 1                         | 700               | 14           | 79,080            |
| 189 Woodbury Heights.              | 4                  | 8,650             | 9             | 7,750              | 0                         | 0                 | 1            | 1,500             |
| <b>New York.....</b>               | <b>31,828</b>      | <b>56,669,061</b> | <b>39,420</b> | <b>194,449,849</b> | <b>4,001</b>              | <b>13,369,563</b> | <b>9,072</b> | <b>52,072,597</b> |
| 190 Akron.....                     | 11                 | 2,818             | 14            | 5,325              | 0                         | 0                 | 1            | 1,200             |
| 191 *Albany.....                   | 1,430              | 452,032           | 1,908         | 1,122,951          | 0                         | 0                 | 29           | 204,700           |
| 192 Alden.....                     | 1                  | 300               | 0             | 0                  | 0                         | 0                 | 0            | 0                 |
| 193 Amityville.....                | 34                 | 17,342            | 78            | 152,864            | 0                         | 0                 | 31           | 124,800           |
| 194 Amherst.....                   | 208                | 144,104           | 651           | 2,003,363          | 24                        | 92,300            | 479          | 1,878,050         |
| 195 *Amsterdam.....                | 2                  | 11,500            | 33            | 65,050             | 0                         | 0                 | 4            | 29,200            |
| 196 Angola.....                    | 0                  | 0                 | 0             | 0                  | 0                         | 0                 | 0            | 0                 |
| 197 Ardsley.....                   | 6                  | 5,710             | 6             | 14,993             | 0                         | 0                 | 1            | 5,000             |
| 198 *Auburn.....                   | 286                | 125,753           | 348           | 201,644            | 1                         | 2,000             | 1            | 4,400             |
| 199 Babylon.....                   | 17                 | 16,110            | 40            | 35,248             | 2                         | 5,000             | 10           | 27,200            |
| 200 Baldwinsville.....             | 30                 | 21,170            | 30            | 21,340             | 1                         | 1,500             | 1            | 500               |
| 201 Batavia.....                   | 58                 | 26,693            | 63            | 38,595             | 0                         | 0                 | 1            | 8,000             |
| 202 Beacon.....                    | 38                 | 12,620            | 48            | 142,853            | 1                         | 2,000             | 9            | 81,000            |
| 203 *Binghamton.....               | 1,647              | 661,809           | 1,530         | 789,841            | 0                         | 0                 | 20           | 100,900           |
| 204 Blasdell.....                  | 25                 | 12,525            | 19            | 28,325             | 0                         | 0                 | 6            | 21,000            |
| 205 Briarcliff Manor..             | 15                 | 10,487            | 6             | 13,000             | 0                         | 0                 | 2            | 11,000            |
| 206 Brighton <sup>1</sup> .....    | 62                 | 28,510            | 184           | 678,878            | 1                         | 5,000             | 125          | 643,350           |
| 207 Brightwaters.....              | 2                  | 500               | 7             | 17,450             | 0                         | 0                 | 3            | 15,900            |
| 208 Brockport.....                 | 6                  | 2,000             | 3             | 18,000             | 0                         | 0                 | 0            | 0                 |
| 209 Bronxville.....                | 3                  | 800               | 9             | 26,800             | 0                         | 0                 | 0            | 0                 |
| 210 *Buffalo.....                  | 2,095              | 6,232,094         | 2,239         | 10,425,269         | 468                       | 3,109,661         | 140          | 1,838,270         |
| 211 Canajoharie.....               | 0                  | 0                 | 2             | 800                | 0                         | 0                 | 0            | 0                 |
| 212 Canisteo <sup>1</sup> .....    | 0                  | 0                 | 0             | 0                  | 0                         | 0                 | 0            | 0                 |
| 213 Cattaraugus.....               | 1                  | 5,000             | 8             | 24,750             | 0                         | 0                 | 0            | 0                 |
| 214 Cazenovia.....                 | 0                  | 0                 | 2             | 550                | 0                         | 0                 | 0            | 0                 |
| 215 Cedarhurst.....                | 4                  | 2,300             | 8             | 8,450              | 0                         | 0                 | 0            | 0                 |
| 216 Champlain.....                 | 0                  | 0                 | 0             | 0                  | 0                         | 0                 | 0            | 0                 |
| 217 Cohoes.....                    | 1                  | 700               | 3             | 22,700             | 0                         | 0                 | 1            | 7,500             |
| 218 Colonie.....                   | 317                | 109,567           | 21            | 39,550             | 0                         | 0                 | 11           | 37,100            |
| 219 Corinth.....                   | 0                  | 0                 | 1             | 300                | 0                         | 0                 | 0            | 0                 |
| 220 Corning.....                   | 68                 | 22,312            | 83            | 128,698            | 0                         | 0                 | 13           | 42,100            |
| 221 Depew.....                     | 59                 | 24,418            | 32            | 415,810            | 4                         | 6,100             | 3            | 4,700             |
| 222 Deposit.....                   | 1                  | 300               | 0             | 0                  | 0                         | 0                 | 0            | 0                 |
| 223 Dobbs Ferry.....               | 7                  | 2,626             | 19            | 11,936             | 0                         | 0                 | 1            | 5,000             |
| 224 Dolgeville.....                | 6                  | 4,200             | 4             | 1,150              | 0                         | 0                 | 0            | 0                 |

\*In sample of 257 cities. See text and tables, pp. 15 to 21.

<sup>1</sup> Includes 11 months only in 1943.

## Bureau of Labor Statistics, by City, 1942 and 1943—Continued

STATES—Continued

| New nonresidential buildings |                   |              |                    | Additions, alterations, and repairs |                   |               |                   | Number of new dwelling units |               |
|------------------------------|-------------------|--------------|--------------------|-------------------------------------|-------------------|---------------|-------------------|------------------------------|---------------|
| 1943                         |                   | 1942         |                    | 1943                                |                   | 1942          |                   | 1943                         | 1942          |
| Number                       | Valuation         | Number       | Valuation          | Number                              | Valuation         | Number        | Valuation         |                              |               |
|                              | <i>Dollars</i>    |              | <i>Dollars</i>     |                                     | <i>Dollars</i>    |               | <i>Dollars</i>    |                              |               |
| 21                           | 4,249             | 5            | 15,225             | 30                                  | 24,178            | 22            | 9,427             | 0                            | 21            |
| 18                           | 15,655            | 12           | 4,575              | 39                                  | 47,503            | 25            | 25,764            | 0                            | 3             |
| 12                           | 781,700           | 24           | 27,945             | 53                                  | 36,106            | 88            | 89,458            | 1                            | 12            |
| 16                           | 7,740             | 11           | 18,225             | 36                                  | 10,445            | 26            | 7,370             | 1                            | 2             |
| 18                           | 2,167             | 16           | 10,825             | 8                                   | 2,950             | 20            | 9,275             | 0                            | 5             |
| 2                            | 4,900             | 13           | 86,615             | 182                                 | 100,906           | 128           | 43,775            | 0                            | 0             |
| 0                            | 0                 | 0            | 0                  | 0                                   | 0                 | 4             | 3,700             | 0                            | 0             |
| 5                            | 2,075             | 2            | 573                | 11                                  | 2,725             | 13            | 6,705             | 0                            | 10            |
| 9                            | 885               | 9            | 10,073             | 66                                  | 33,985            | 68            | 41,630            | 1                            | 62            |
| 7                            | 3,840             | 9            | 10,712             | 6                                   | 1,975             | 15            | 10,575            | 1                            | 3             |
| 2                            | 1,150             | 6            | 4,750              | 90                                  | 34,715            | 108           | 42,765            | 0                            | 0             |
| 40                           | 47,739            | 30           | 150,211            | 89                                  | 42,445            | 128           | 50,395            | 0                            | 32            |
| 23                           | 7,602             | 13           | 8,790              | 65                                  | 13,970            | 83            | 19,723            | 0                            | 5             |
| 6                            | 2,650             | 17           | 19,620             | 5                                   | 2,070             | 13            | 5,014             | 0                            | 73            |
| 1                            | 100               | 5            | 560                | 137                                 | 43,794            | 113           | 41,624            | 0                            | 4             |
| 1                            | 25,000            | 3            | 1,065              | 0                                   | 0                 | 4             | 6,350             | 0                            | 0             |
| 163                          | 63,560            | 136          | 150,201            | 82                                  | 68,392            | 97            | 48,625            | 80                           | 486           |
| 6                            | 1,010             | 13           | 4,216              | 110                                 | 44,370            | 138           | 48,033            | 1                            | 26            |
| 1                            | 500               | 3            | 500                | 3                                   | 8,150             | 5             | 5,750             | 0                            | 1             |
| <b>3,644</b>                 | <b>22,422,498</b> | <b>4,444</b> | <b>113,739,145</b> | <b>24,183</b>                       | <b>20,877,020</b> | <b>25,904</b> | <b>28,638,107</b> | <b>4,886</b>                 | <b>13,837</b> |
| 9                            | 2,418             | 6            | 2,025              | 2                                   | 400               | 7             | 2,100             | 0                            | 1             |
| 10                           | 75,615            | 14           | 388,495            | 1,420                               | 376,417           | 1,865         | 529,756           | 0                            | 42            |
| 1                            | 300               | 0            | 0                  | 0                                   | 0                 | 0             | 0                 | 0                            | 0             |
| 9                            | 8,915             | 10           | 6,328              | 25                                  | 8,427             | 37            | 21,736            | 0                            | 31            |
| 110                          | 17,586            | 80           | 73,706             | 74                                  | 34,218            | 92            | 51,607            | 24                           | 479           |
| 1                            | 7,500             | 20           | 25,325             | 1                                   | 4,000             | 9             | 10,525            | 0                            | 4             |
| 0                            | 0                 | 0            | 0                  | 0                                   | 0                 | 0             | 0                 | 0                            | 0             |
| 3                            | 4,600             | 3            | 7,600              | 3                                   | 1,110             | 2             | 2,393             | 0                            | 1             |
| 21                           | 33,705            | 30           | 30,680             | 264                                 | 90,048            | 317           | 166,564           | 1                            | 1             |
| 7                            | 2,620             | 10           | 1,700              | 8                                   | 8,490             | 20            | 6,348             | 2                            | 10            |
| 8                            | 1,860             | 9            | 3,325              | 21                                  | 17,810            | 20            | 17,515            | 1                            | 1             |
| 17                           | 7,415             | 21           | 5,225              | 41                                  | 19,278            | 41            | 25,370            | 0                            | 1             |
| 6                            | 1,790             | 9            | 22,753             | 31                                  | 8,830             | 30            | 39,100            | 1                            | 11            |
| 114                          | 185,670           | 69           | 100,225            | 1,533                               | 476,139           | 1,441         | 588,716           | 0                            | 20            |
| 16                           | 8,775             | 4            | 810                | 9                                   | 3,750             | 9             | 6,515             | 0                            | 6             |
| 10                           | 5,730             | 1            | 500                | 5                                   | 4,757             | 3             | 1,500             | 0                            | 2             |
| 36                           | 20,695            | 24           | 23,843             | 25                                  | 2,815             | 35            | 11,685            | 1                            | 125           |
| 0                            | 0                 | 0            | 0                  | 2                                   | 500               | 4             | 1,550             | 0                            | 3             |
| 4                            | 1,400             | 1            | 11,000             | 2                                   | 600               | 2             | 7,000             | 0                            | 0             |
| 0                            | 0                 | 2            | 15,350             | 3                                   | 800               | 7             | 11,450            | 0                            | 0             |
| 226                          | 1,473,521         | 344          | 6,564,071          | 1,401                               | 1,648,912         | 1,755         | 2,022,928         | 933                          | 483           |
| 0                            | 0                 | 2            | 800                | 0                                   | 0                 | 0             | 0                 | 0                            | 0             |
| 0                            | 0                 | 0            | 0                  | 0                                   | 0                 | 0             | 0                 | 0                            | 0             |
| 1                            | 5,000             | 4            | 20,150             | 0                                   | 0                 | 4             | 4,600             | 0                            | 0             |
| 0                            | 0                 | 2            | 550                | 0                                   | 0                 | 0             | 0                 | 0                            | 0             |
| 2                            | 1,150             | 1            | 200                | 2                                   | 1,150             | 7             | 8,250             | 0                            | 0             |
| 0                            | 0                 | 0            | 0                  | 0                                   | 0                 | 0             | 0                 | 0                            | 0             |
| 1                            | 700               | 2            | 15,200             | 0                                   | 0                 | 0             | 0                 | 0                            | 1             |
| 1                            | 5,000             | 10           | 2,250              | 316                                 | 104,567           | 0             | 0                 | 0                            | 0             |
| 0                            | 0                 | 1            | 500                | 0                                   | 0                 | 0             | 0                 | 0                            | 0             |
| 22                           | 9,737             | 24           | 75,575             | 46                                  | 12,575            | 46            | 11,023            | 0                            | 13            |
| 36                           | 4,093             | 15           | 402,670            | 19                                  | 14,225            | 14            | 8,440             | 4                            | 3             |
| 0                            | 0                 | 0            | 0                  | 1                                   | 300               | 0             | 0                 | 0                            | 0             |
| 1                            | 250               | 6            | 1,750              | 6                                   | 2,376             | 12            | 5,186             | 0                            | 1             |
| 2                            | 3,500             | 3            | 1,100              | 4                                   | 700               | 1             | 50                | 0                            | 0             |

## Building Construction in 2,707 Cities Reporting to the

MIDDLE ATLANTIC

| State and city                   | Total construction |                |        |                | New residential buildings |                |        |                |
|----------------------------------|--------------------|----------------|--------|----------------|---------------------------|----------------|--------|----------------|
|                                  | 1943               |                | 1942   |                | 1943                      |                | 1942   |                |
|                                  | Number             | Valuation      | Number | Valuation      | Number                    | Valuation      | Number | Valuation      |
| <b>New York—Con.</b>             |                    | <i>Dollars</i> |        | <i>Dollars</i> |                           | <i>Dollars</i> |        | <i>Dollars</i> |
| 225 Dunkirk.....                 | 251                | 159,246        | 332    | 314,591        | 2                         | 4,000          | 30     | 77,460         |
| 226 East Aurora.....             | 7                  | 1,950          | 23     | 16,500         | 0                         | 0              | 1      | 3,300          |
| 227 East Hampton.....            | 2                  | 5,500          | 2      | 15,400         | 2                         | 5,500          | 1      | 15,000         |
| 228 East Rochester.....          | 12                 | 1,340          | 34     | 11,060         | 0                         | 0              | 1      | 3,000          |
| 229 East Rockway.....            | 15                 | 5,038          | 30     | 23,700         | 0                         | 0              | 3      | 16,500         |
| 230 East Syracuse.....           | 13                 | 837,000        | 25     | 191,299        | 0                         | 0              | 1      | 2,000          |
| 231 East Williston.....          | 6                  | 1,825          | 7      | 7,490          | 0                         | 0              | 1      | 4,000          |
| 232 Elmira.....                  | 755                | 2,226,730      | 472    | 3,084,087      | 466                       | 2,079,400      | 107    | 308,600        |
| 233 Elmsford.....                | 10                 | 2,505          | 9      | 2,875          | 0                         | 0              | 0      | 0              |
| 234 Endicott.....                | 105                | 77,599         | 158    | 2,938,443      | 1                         | 9,540          | 6      | 27,750         |
| 235 Falconer.....                | 9                  | 1,250          | 13     | 1,835          | 0                         | 0              | 0      | 0              |
| 236 Farmingdale.....             | 18                 | 19,186         | 73     | 422,798        | 0                         | 0              | 51     | 167,400        |
| 237 Fayetteville.....            | 2                  | 1,100          | 10     | 46,700         | 0                         | 0              | 7      | 39,750         |
| 238 Floral Park.....             | 35                 | 7,614          | 75     | 35,211         | 0                         | 0              | 0      | 0              |
| 239 Frankfort.....               | 0                  | 0              | 0      | 0              | 0                         | 0              | 0      | 0              |
| 240 Fredonia.....                | 10                 | 1,700          | 9      | 22,629         | 0                         | 0              | 2      | 16,000         |
| 241 Freeport.....                | 113                | 55,949         | 114    | 289,853        | 0                         | 0              | 9      | 41,950         |
| 242 Fulton.....                  | 32                 | 8,960          | 35     | 31,828         | 0                         | 0              | 4      | 12,350         |
| 243 Garden City.....             | 60                 | 193,324        | 71     | 2,201,833      | 0                         | 0              | 0      | 0              |
| 244 Geneseo.....                 | 0                  | 0              | 2      | 4,800          | 0                         | 0              | 1      | 2,500          |
| 245 Geneva.....                  | 263                | 754,998        | 14     | 11,140         | 250                       | 579,000        | 1      | 5,300          |
| 246 Glen Cove.....               | 127                | 286,177        | 110    | 245,472        | 1                         | 1,000          | 6      | 23,900         |
| 247 Glens Falls.....             | 72                 | 40,484         | 64     | 52,889         | 0                         | 0              | 3      | 16,000         |
| 248 Gloversville.....            | 123                | 20,924         | 117    | 48,997         | 0                         | 0              | 0      | 0              |
| 249 Gouverneur.....              | 10                 | 14,400         | 10     | 7,750          | 0                         | 0              | 1      | 4,500          |
| 250 Gowanda.....                 | 10                 | 3,200          | 0      | 0              | 0                         | 0              | 0      | 0              |
| 251 Granville.....               | 0                  | 0              | 0      | 0              | 0                         | 0              | 0      | 0              |
| 252 Great Neck.....              | 11                 | 2,465          | 25     | 59,135         | 0                         | 0              | 8      | 44,600         |
| 253 Great Neck Es-<br>tates..... | 8                  | 1,720          | 14     | 115,877        | 0                         | 0              | 3      | 28,000         |
| 254 Greece.....                  | 134                | 42,623         | 497    | 1,459,155      | 3                         | 5,300          | 387    | 1,305,250      |
| 255 Greenburgh.....              | 126                | 61,753         | 106    | 167,000        | 0                         | 0              | 5      | 30,000         |
| 256 Hamburg.....                 | 29                 | 10,560         | 75     | 164,128        | 1                         | 4,000          | 44     | 154,600        |
| 257 Hamilton.....                | 1                  | 400            | 1      | 300            | 0                         | 0              | 0      | 0              |
| 258 Harrison.....                | 76                 | 38,860         | 63     | 73,030         | 2                         | 11,500         | 4      | 35,000         |
| 259 Hastings on Hud-<br>son..... | 6                  | 1,235          | 18     | 22,785         | 0                         | 0              | 1      | 5,000          |
| 260 Hornell.....                 | 10                 | 4,850          | 27     | 20,590         | 0                         | 0              | 0      | 0              |
| 261 Irondequoit.....             | 53                 | 28,755         | 220    | 575,290        | 3                         | 14,000         | 107    | 538,000        |
| 262 Island Park.....             | 19                 | 3,505          | 14     | 2,715          | 0                         | 0              | 0      | 0              |
| 263 Ithaca.....                  | 46                 | 131,240        | 67     | 137,660        | 1                         | 10,000         | 2      | 8,500          |
| 264 Jamestown.....               | 158                | 190,994        | 202    | 359,250        | 0                         | 0              | 3      | 10,500         |
| 265 Johnson City.....            | 349                | 62,993         | 248    | 86,859         | 0                         | 0              | 7      | 28,500         |
| 266 Johnstown.....               | 18                 | 10,500         | 18     | 11,936         | 0                         | 0              | 0      | 0              |
| 267 Kenmore.....                 | 144                | 1,239,931      | 116    | 3,685,621      | 97                        | 531,700        | 75     | 365,920        |
| 268 Kensington.....              | 0                  | 0              | 2      | 1,400          | 0                         | 0              | 0      | 0              |
| 269 Kings Point.....             | 3                  | 4,775          | 4      | 37,300         | 0                         | 0              | 2      | 27,000         |
| 270 Kingston.....                | 316                | 117,459        | 330    | 754,967        | 0                         | 0              | 3      | 9,900          |
| 271 Lackawanna.....              | 97                 | 1,082,220      | 464    | 5,244,337      | 42                        | 944,000        | 415    | 1,810,495      |
| 272 Lake Placid.....             | 2                  | 1,200          | 3      | 13,000         | 0                         | 0              | 0      | 0              |
| 273 Larchmont.....               | 25                 | 16,884         | 45     | 72,525         | 0                         | 0              | 4      | 28,700         |
| 274 Lawrence.....                | 0                  | 0              | 14     | 95,805         | 0                         | 0              | 6      | 86,500         |
| 275 LeRoy.....                   | 67                 | 50,200         | 63     | 29,600         | 0                         | 0              | 0      | 0              |
| 276 Lindenhurst.....             | 55                 | 42,826         | 83     | 159,743        | 10                        | 22,300         | 17     | 35,663         |
| 277 Liverpool.....               | 12                 | 2,585          | 17     | 37,600         | 0                         | 0              | 9      | 35,000         |
| 278 Lockport.....                | 257                | 75,380         | 335    | 190,652        | 0                         | 0              | 2      | 8,600          |
| 279 Long Beach.....              | 146                | 150,921        | 119    | 99,350         | 0                         | 0              | 1      | 3,500          |

\*In sample of 257 cities. See text and tables, pp. 15 to 21.

## Bureau of Labor Statistics, by City, 1942 and 1943—Continued

STATES—Continued

| New nonresidential buildings |                |        |                | Additions, alterations, and repairs |                |        |                | Number of new dwelling units |      |     |
|------------------------------|----------------|--------|----------------|-------------------------------------|----------------|--------|----------------|------------------------------|------|-----|
| 1943                         |                | 1942   |                | 1943                                |                | 1942   |                | 1943                         | 1942 |     |
| Number                       | Valuation      | Number | Valuation      | Number                              | Valuation      | Number | Valuation      |                              |      |     |
|                              | <i>Dollars</i> |        | <i>Dollars</i> |                                     | <i>Dollars</i> |        | <i>Dollars</i> |                              |      |     |
| 47                           | 24,101         | 28     | 167,270        | 202                                 | 131,145        | 274    | 69,921         | 2                            | 30   | 225 |
| 4                            | 600            | 10     | 7,950          | 3                                   | 350            | 12     | 5,250          | 0                            | 1    | 226 |
| 0                            | 0              | 0      | 0              | 0                                   | 0              | 1      | 400            | 2                            | 1    | 227 |
| 7                            | 855            | 6      | 935            | 5                                   | 485            | 27     | 7,125          | 0                            | 1    | 228 |
| 2                            | 325            | 10     | 2,950          | 13                                  | 4,713          | 17     | 4,250          | 0                            | 3    | 229 |
| 2                            | 823,000        | 3      | 1,200          | 11                                  | 14,000         | 21     | 188,099        | 0                            | 1    | 230 |
| 2                            | 700            | 2      | 690            | 4                                   | 1,125          | 4      | 2,800          | 0                            | 1    | 231 |
| 56                           | 20,919         | 53     | 2,685,226      | 233                                 | 126,411        | 312    | 90,261         | 466                          | 126  | 232 |
| 4                            | 195            | 1      | 200            | 6                                   | 2,310          | 8      | 2,675          | 0                            | 0    | 233 |
| 24                           | 38,880         | 40     | 2,775,415      | 80                                  | 29,179         | 112    | 135,278        | 1                            | 7    | 234 |
| 4                            | 400            | 5      | 850            | 5                                   | 850            | 8      | 985            | 0                            | 0    | 235 |
| 10                           | 15,536         | 6      | 192,670        | 8                                   | 3,650          | 16     | 62,728         | 0                            | 51   | 236 |
| 1                            | 200            | 0      | 0              | 1                                   | 900            | 3      | 950            | 0                            | 7    | 237 |
| 4                            | 850            | 6      | 1,841          | 31                                  | 6,764          | 69     | 33,370         | 0                            | 0    | 238 |
| 0                            | 0              | 0      | 0              | 0                                   | 0              | 0      | 0              | 0                            | 0    | 239 |
| 0                            | 0              | 4      | 4,000          | 10                                  | 1,700          | 3      | 2,629          | 0                            | 4    | 240 |
| 22                           | 7,291          | 28     | 203,472        | 91                                  | 48,658         | 77     | 44,451         | 0                            | 9    | 241 |
| 13                           | 3,265          | 12     | 6,813          | 19                                  | 5,695          | 19     | 12,695         | 0                            | 4    | 242 |
| 6                            | 143,812        | 8      | 2,080,371      | 54                                  | 49,512         | 63     | 121,462        | 0                            | 0    | 243 |
| 0                            | 0              | 0      | 0              | 0                                   | 0              | 1      | 2,300          | 0                            | 1    | 244 |
| 10                           | 174,998        | 8      | 3,800          | 3                                   | 1,000          | 5      | 2,040          | 250                          | 1    | 245 |
| 15                           | 196,932        | 22     | 170,699        | 111                                 | 88,245         | 82     | 50,873         | 1                            | 7    | 246 |
| 38                           | 2,685          | 17     | 9,125          | 34                                  | 37,799         | 44     | 27,764         | 0                            | 3    | 247 |
| 46                           | 4,805          | 28     | 23,585         | 77                                  | 16,119         | 89     | 25,412         | 0                            | 0    | 248 |
| 3                            | 10,250         | 1      | 150            | 7                                   | 4,150          | 8      | 3,100          | 0                            | 1    | 249 |
| 7                            | 700            | 0      | 0              | 3                                   | 2,500          | 0      | 0              | 0                            | 0    | 250 |
| 0                            | 0              | 0      | 0              | 0                                   | 0              | 0      | 0              | 0                            | 0    | 251 |
| 4                            | 525            | 6      | 6,135          | 7                                   | 1,940          | 11     | 8,400          | 0                            | 8    | 252 |
| 0                            | 0              | 3      | 10,260         | 8                                   | 1,720          | 8      | 77,617         | 0                            | 3    | 253 |
| 53                           | 10,651         | 29     | 117,265        | 78                                  | 26,672         | 81     | 36,640         | 3                            | 387  | 254 |
| 88                           | 15,695         | 41     | 55,485         | 38                                  | 46,058         | 60     | 81,515         | 0                            | 7    | 255 |
| 16                           | 2,750          | 8      | 1,580          | 12                                  | 3,810          | 23     | 7,998          | 1                            | 45   | 256 |
| 1                            | 400            | 0      | 0              | 0                                   | 0              | 1      | 300            | 0                            | 0    | 257 |
| 39                           | 14,290         | 18     | 10,050         | 35                                  | 13,070         | 41     | 27,980         | 2                            | 4    | 258 |
| 1                            | 485            | 6      | 5,360          | 5                                   | 750            | 11     | 12,425         | 0                            | 1    | 259 |
| 2                            | 350            | 9      | 2,430          | 8                                   | 4,500          | 18     | 18,160         | 0                            | 0    | 260 |
| 26                           | 5,950          | 66     | 13,925         | 24                                  | 8,805          | 47     | 23,365         | 3                            | 107  | 261 |
| 0                            | 0              | 2      | 500            | 19                                  | 3,505          | 12     | 2,215          | 0                            | 0    | 262 |
| 9                            | 12,225         | 7      | 41,700         | 36                                  | 109,015        | 58     | 87,460         | 0                            | 2    | 263 |
| 23                           | 126,210        | 36     | 233,445        | 135                                 | 64,784         | 163    | 115,305        | 0                            | 3    | 264 |
| 44                           | 8,702          | 22     | 14,615         | 305                                 | 54,291         | 219    | 43,744         | 0                            | 7    | 265 |
| 17                           | 10,400         | 14     | 10,922         | 1                                   | 100            | 4      | 1,014          | 0                            | 0    | 266 |
| 12                           | 684,180        | 25     | 3,298,105      | 35                                  | 24,051         | 16     | 21,596         | 180                          | 85   | 267 |
| 0                            | 0              | 0      | 0              | 0                                   | 0              | 2      | 1,400          | 0                            | 0    | 268 |
| 1                            | 975            | 1      | 300            | 2                                   | 3,800          | 1      | 10,000         | 0                            | 2    | 269 |
| 45                           | 35,140         | 36     | 562,105        | 271                                 | 82,319         | 291    | 132,962        | 0                            | 3    | 270 |
| 31                           | 132,820        | 15     | 3,416,057      | 24                                  | 5,400          | 34     | 17,785         | 232                          | 416  | 271 |
| 0                            | 1,000          | 0      | 0              | 1                                   | 200            | 3      | 13,000         | 0                            | 0    | 272 |
| 1                            | 0              | 8      | 26,760         | 25                                  | 16,884         | 33     | 17,075         | 0                            | 4    | 273 |
| 0                            | 0              | 0      | 0              | 0                                   | 0              | 8      | 9,305          | 0                            | 6    | 274 |
| 2                            | 2,300          | 5      | 7,800          | 65                                  | 47,900         | 58     | 21,800         | 0                            | 0    | 275 |
| 31                           | 14,923         | 34     | 113,247        | 14                                  | 5,603          | 32     | 10,828         | 10                           | 17   | 276 |
| 11                           | 2,285          | 3      | 800            | 1                                   | 300            | 5      | 1,800          | 0                            | 9    | 277 |
| 22                           | 18,355         | 56     | 113,427        | 235                                 | 57,025         | 277    | 68,625         | 0                            | 2    | 278 |
| 2                            | 80,500         | 7      | 10,455         | 144                                 | 70,421         | 111    | 85,395         | 0                            | 1    | 279 |

## Building Construction in 2,707 Cities Reporting to the

## MIDDLE ATLANTIC

| State and city           | Total construction |                |        |                | New residential buildings |                |        |                |
|--------------------------|--------------------|----------------|--------|----------------|---------------------------|----------------|--------|----------------|
|                          | 1943               |                | 1942   |                | 1943                      |                | 1942   |                |
|                          | Number             | Valuation      | Number | Valuation      | Number                    | Valuation      | Number | Valuation      |
| <b>New York—Con.</b>     |                    | <i>Dollars</i> |        | <i>Dollars</i> |                           | <i>Dollars</i> |        | <i>Dollars</i> |
| 280 Lynbrook.....        | 51                 | 20,502         | 56     | 69,370         | 0                         | 0              | 5      | 27,200         |
| 281 Malone.....          | 31                 | 19,450         | 21     | 6,635          | 0                         | 0              | 0      | 0              |
| 282 Malverne.....        | 52                 | 9,715          | 68     | 97,815         | 0                         | 0              | 18     | 84,100         |
| 283 Mamaroneck.....      | 30                 | 51,860         | 31     | 16,341         | 0                         | 0              | 0      | 0              |
| 284 Manlius.....         | 0                  | 0              | 0      | 0              | 0                         | 0              | 0      | 0              |
| 285 Massena.....         | 27                 | 20,850         | 829    | 3,203,144      | 2                         | 4,500          | 798    | 3,169,534      |
| 286 Mayville.....        | 27                 | 19,285         | 6      | 6,975          | 1                         | 2,500          | 1      | 6,000          |
| 287 Medina.....          | 5                  | 69,053         | 6      | 1,450          | 1                         | 68,000         | 0      | 0              |
| 288 Menands.....         | 3                  | 7,900          | 13     | 20,100         | 0                         | 0              | 0      | 0              |
| 289 Middletown.....      | 75                 | 90,110         | 58     | 44,749         | 0                         | 0              | 3      | 12,550         |
| 290 Mineola.....         | 60                 | 61,411         | 85     | 154,982        | 0                         | 0              | 16     | 72,500         |
| 291 Mohawk.....          | 2                  | 1,100          | 5      | 6,060          | 0                         | 0              | 1      | 4,500          |
| 292 Monroe.....          | 8                  | 7,380          | 14     | 10,121         | 1                         | 3,200          | 1      | 3,500          |
| 293 Mount Morris.....    | 3                  | 3,560          | 0      | 0              | 0                         | 0              | 0      | 0              |
| 294 *Mount Vernon.....   | 127                | 101,437        | 108    | 167,698        | 0                         | 0              | 2      | 12,500         |
| 295 Munsey Park.....     | 2                  | 4,300          | 1      | 400            | 0                         | 0              | 0      | 0              |
| 296 Nassau.....          | 1                  | 75             | 2      | 1,100          | 0                         | 0              | 0      | 0              |
| 297 Newark.....          | 19                 | 11,943         | 25     | 36,800         | 0                         | 0              | 0      | 0              |
| 298 *Newburgh.....       | 30                 | 83,866         | 41     | 43,185         | 1                         | 4,000          | 0      | 0              |
| 299 New Hartford.....    | 0                  | 0              | 2      | 4,500          | 0                         | 0              | 0      | 0              |
| 300 *New Rochelle.....   | 134                | 182,660        | 192    | 460,847        | 0                         | 0              | 19     | 177,900        |
| *New York City: 4        |                    |                |        |                |                           |                |        |                |
| 301 Bronx.....           | 983                | 2,636,171      | 1,164  | 4,196,176      | 4                         | 15,000         | 79     | 517,300        |
| 302 Brooklyn.....        | 5,434              | 7,771,086      | 5,177  | 32,183,323     | 5                         | 19,700         | 150    | 4,322,795      |
| 303 Manhattan.....       | 1,457              | 4,088,489      | 1,582  | 12,597,066     | 1                         | 4,500          | 17     | 5,330,700      |
| 304 Queens.....          | 2,678              | 7,903,128      | 3,933  | 25,970,348     | 10                        | 52,500         | 909    | 4,594,275      |
| 305 Richmond.....        | 686                | 3,147,910      | 1,537  | 16,416,725     | 9                         | 24,850         | 759    | 5,449,210      |
| 306 *Niagara Falls.....  | 2,941              | 6,403,873      | 1,520  | 4,277,561      | 2,332                     | 4,556,842      | 733    | 3,276,690      |
| 307 Niskayuna 1          | 29                 | 10,152         | 155    | 737,650        | 0                         | 0              | 113    | 717,300        |
| 308 North Castle.....    | 15                 | 13,905         | 30     | 186,475        | 0                         | 0              | 1      | 4,000          |
| 309 North Pelham.....    | 14                 | 8,582          | 19     | 12,380         | 0                         | 0              | 0      | 0              |
| 310 Northport.....       | 11                 | 9,514          | 14     | 13,795         | 0                         | 0              | 2      | 7,000          |
| 311 North Syracuse.....  | 36                 | 12,530         | 35     | 101,635        | 2                         | 1,800          | 22     | 98,000         |
| 312 North Tarrytown..... | 4                  | 3,106          | 11     | 7,650          | 0                         | 0              | 0      | 0              |
| 313 North Tonawanda..... | 312                | 312,345        | 683    | 2,019,660      | 8                         | 11,590         | 341    | 1,421,350      |
| 314 Northville.....      | 4                  | 1,650          | 1      | 250            | 0                         | 0              | 0      | 0              |
| 315 Oakfield.....        | 3                  | 550            | 9      | 12,563         | 0                         | 0              | 0      | 0              |
| 316 Ogdensburg.....      | 3                  | 800            | 21     | 22,550         | 0                         | 0              | 0      | 0              |
| 317 Old Westbury.....    | 13                 | 19,540         | 11     | 26,535         | 0                         | 0              | 1      | 460            |
| 318 Olean.....           | 27                 | 76,851         | 63     | 62,048         | 0                         | 0              | 4      | 14,300         |
| 319 Oneida.....          | 50                 | 106,960        | 37     | 49,033         | 0                         | 0              | 5      | 17,500         |
| 320 Oneonta.....         | 5                  | 4,000          | 44     | 46,290         | 0                         | 0              | 3      | 9,500          |
| 321 Orchard Park.....    | 18                 | 4,285          | 7      | 12,900         | 0                         | 0              | 1      | 3,500          |
| 322 Ossining.....        | 21                 | 13,090         | 22     | 56,119         | 0                         | 0              | 1      | 8,000          |
| 323 Oswego.....          | 142                | 74,461         | 91     | 121,868        | 0                         | 0              | 0      | 0              |
| 324 Owego.....           | 18                 | 4,738          | 24     | 8,130          | 0                         | 0              | 0      | 0              |
| 325 Patchogue.....       | 37                 | 30,448         | 25     | 60,400         | 3                         | 9,250          | 2      | 20,400         |
| 326 Peekskill.....       | 38                 | 33,350         | 32     | 83,635         | 0                         | 0              | 0      | 0              |
| 327 Pelham Manor.....    | 5                  | 1,505          | 15     | 12,035         | 0                         | 0              | 0      | 0              |
| 328 Penn Yan.....        | 9                  | 11,650         | 4      | 16,235         | 0                         | 0              | 0      | 0              |
| 329 Perry.....           | 5                  | 1,950          | 5      | 6,775          | 0                         | 0              | 0      | 0              |
| 330 Piermont.....        | 3                  | 1,950          | 1      | 900            | 0                         | 0              | 0      | 0              |
| 331 Pittsford Town 1 3   | 6                  | 2,815          | 22     | 120,270        | 0                         | 0              | 7      | 49,250         |
| 332 Pittsford.....       | 13                 | 1,825          | 7      | 2,575          | 0                         | 0              | 0      | 0              |
| 333 Plattsburgh.....     | 264                | 88,962         | 342    | 134,077        | 0                         | 0              | 2      | 8,000          |
| 334 Pleasantville.....   | 10                 | 1,333          | 7      | 2,420          | 0                         | 0              | 0      | 0              |
| 335 Port Chester.....    | 53                 | 76,115         | 27     | 56,815         | 0                         | 0              | 2      | 18,000         |

<sup>1</sup>In sample of 257 cities. See text and tables, pp. 15 to 21.

<sup>2</sup>Includes 11 months only in 1943.

<sup>3</sup>Includes 11 months only in 1942.

## Bureau of Labor Statistics, by City, 1942 and 1943—Continued

STATES—Continued

| New nonresidential buildings |           |        |            | Additions, alterations, and repairs |           |        |           | Number of new dwelling units |       |     |
|------------------------------|-----------|--------|------------|-------------------------------------|-----------|--------|-----------|------------------------------|-------|-----|
| 1943                         |           | 1942   |            | 1943                                |           | 1942   |           | 1943                         | 1942  |     |
| Number                       | Valuation | Number | Valuation  | Number                              | Valuation | Number | Valuation |                              |       |     |
|                              | Dollars   |        | Dollars    |                                     | Dollars   |        | Dollars   |                              |       |     |
| 7                            | 2,845     | 5      | 1,300      | 44                                  | 17,657    | 46     | 40,870    | 0                            | 5     | 280 |
| 10                           | 1,380     | 6      | 1,500      | 21                                  | 18,070    | 15     | 5,135     | 0                            | 0     | 281 |
| 0                            | 0         | 2      | 375        | 52                                  | 9,715     | 48     | 13,340    | 0                            | 18    | 282 |
| 18                           | 27,360    | 18     | 6,991      | 12                                  | 24,500    | 13     | 9,350     | 0                            | 0     | 283 |
| 0                            | 0         | 0      | 0          | 0                                   | 0         | 0      | 0         | 0                            | 0     | 284 |
| 17                           | 11,700    | 22     | 19,760     | 8                                   | 4,650     | 9      | 13,850    | 2                            | 803   | 285 |
| 4                            | 11,350    | 0      | 0          | 22                                  | 5,435     | 5      | 975       | 1                            | 1     | 286 |
| 2                            | 650       | 5      | 1,050      | 2                                   | 400       | 1      | 400       | 0                            | 0     | 287 |
| 1                            | 1,000     | 4      | 5,500      | 2                                   | 6,900     | 9      | 14,600    | 0                            | 0     | 288 |
| 19                           | 3,150     | 10     | 4,410      | 56                                  | 86,960    | 45     | 27,789    | 0                            | 3     | 289 |
| 16                           | 37,100    | 15     | 48,950     | 44                                  | 24,311    | 54     | 33,532    | 0                            | 16    | 290 |
| 2                            | 1,100     | 4      | 1,560      | 0                                   | 0         | 0      | 0         | 0                            | 1     | 291 |
| 4                            | 430       | 6      | 2,050      | 3                                   | 3,750     | 7      | 4,571     | 1                            | 1     | 292 |
| 1                            | 500       | 0      | 0          | 2                                   | 3,060     | 0      | 0         | 0                            | 0     | 293 |
| 7                            | 3,675     | 8      | 53,200     | 120                                 | 97,762    | 98     | 101,998   | 0                            | 2     | 294 |
| 0                            | 0         | 0      | 0          | 2                                   | 4,300     | 1      | 400       | 0                            | 0     | 295 |
| 1                            | 75        | 1      | 600        | 0                                   | 0         | 1      | 500       | 0                            | 0     | 296 |
| 8                            | 7,203     | 8      | 16,425     | 11                                  | 4,740     | 17     | 20,375    | 0                            | 0     | 297 |
| 10                           | 22,600    | 13     | 19,340     | 19                                  | 57,266    | 28     | 23,845    | 1                            | 0     | 298 |
| 0                            | 0         | 0      | 0          | 0                                   | 0         | 2      | 4,500     | 0                            | 0     | 299 |
| 25                           | 98,860    | 23     | 77,168     | 109                                 | 83,800    | 150    | 205,779   | 0                            | 19    | 300 |
| 69                           | 1,120,493 | 96     | 1,997,953  | 910                                 | 1,500,678 | 989    | 1,680,923 | 4                            | 111   | 301 |
| 188                          | 3,183,268 | 367    | 20,869,380 | 5,241                               | 4,568,118 | 4,660  | 6,991,148 | 7                            | 1,299 | 302 |
| 39                           | 1,110,281 | 65     | 2,088,714  | 1,417                               | 2,973,708 | 1,500  | 5,177,652 | 2                            | 1,678 | 303 |
| 304                          | 4,539,013 | 497    | 17,728,758 | 2,364                               | 3,311,615 | 2,577  | 3,647,315 | 11                           | 1,339 | 304 |
| 59                           | 2,639,440 | 168    | 4,297,447  | 618                                 | 483,620   | 610    | 670,068   | 9                            | 1,578 | 305 |
| 159                          | 1,534,545 | 182    | 742,354    | 450                                 | 312,486   | 605    | 258,517   | 2,448                        | 779   | 306 |
| 13                           | 2,900     | 22     | 6,900      | 16                                  | 7,252     | 20     | 13,450    | 0                            | 113   | 307 |
| 9                            | 5,130     | 15     | 164,795    | 6                                   | 8,775     | 14     | 17,680    | 0                            | 1     | 308 |
| 2                            | 550       | 3      | 1,450      | 12                                  | 8,032     | 16     | 10,930    | 0                            | 0     | 309 |
| 5                            | 4,123     | 3      | 600        | 6                                   | 5,391     | 9      | 6,195     | 0                            | 2     | 310 |
| 9                            | 3,635     | 1      | 275        | 25                                  | 7,095     | 12     | 3,360     | 2                            | 22    | 311 |
| 0                            | 0         | 7      | 5,460      | 4                                   | 3,100     | 4      | 2,200     | 0                            | 0     | 312 |
| 164                          | 219,174   | 157    | 537,197    | 140                                 | 81,581    | 185    | 61,113    | 8                            | 341   | 313 |
| 3                            | 850       | 1      | 250        | 1                                   | 800       | 0      | 0         | 0                            | 0     | 314 |
| 1                            | 200       | 5      | 1,113      | 2                                   | 350       | 4      | 11,450    | 0                            | 0     | 315 |
| 2                            | 600       | 6      | 1,850      | 1                                   | 200       | 15     | 20,700    | 0                            | 0     | 316 |
| 3                            | 3,050     | 2      | 3,500      | 10                                  | 16,490    | 8      | 22,575    | 0                            | 1     | 317 |
| 14                           | 31,775    | 17     | 4,210      | 13                                  | 45,076    | 42     | 43,538    | 0                            | 4     | 318 |
| 14                           | 17,220    | 12     | 9,300      | 36                                  | 89,740    | 20     | 22,233    | 0                            | 5     | 319 |
| 0                            | 0         | 6      | 3,000      | 5                                   | 4,000     | 35     | 33,790    | 0                            | 3     | 320 |
| 14                           | 2,735     | 5      | 9,050      | 4                                   | 1,550     | 1      | 350       | 0                            | 1     | 321 |
| 11                           | 5,050     | 6      | 36,700     | 10                                  | 8,040     | 15     | 11,419    | 0                            | 1     | 322 |
| 32                           | 30,250    | 22     | 97,150     | 110                                 | 44,211    | 69     | 24,718    | 0                            | 0     | 323 |
| 1                            | 60        | 3      | 1,200      | 17                                  | 4,678     | 21     | 6,930     | 0                            | 0     | 324 |
| 16                           | 11,158    | 7      | 26,750     | 18                                  | 10,040    | 16     | 13,250    | 3                            | 2     | 325 |
| 7                            | 4,400     | 7      | 62,300     | 31                                  | 28,950    | 25     | 21,335    | 0                            | 0     | 326 |
| 0                            | 0         | 4      | 3,900      | 5                                   | 1,505     | 11     | 8,135     | 0                            | 0     | 327 |
| 8                            | 11,400    | 3      | 16,035     | 1                                   | 250       | 1      | 200       | 0                            | 0     | 328 |
| 4                            | 1,550     | 5      | 6,775      | 1                                   | 400       | 0      | 0         | 0                            | 0     | 329 |
| 1                            | 700       | 1      | 900        | 2                                   | 1,250     | 0      | 0         | 0                            | 0     | 330 |
| 2                            | 390       | 8      | 67,355     | 4                                   | 2,425     | 7      | 3,665     | 0                            | 7     | 331 |
| 8                            | 855       | 1      | 2,000      | 5                                   | 970       | 6      | 575       | 0                            | 0     | 332 |
| 14                           | 11,380    | 18     | 29,000     | 240                                 | 77,582    | 322    | 97,077    | 0                            | 2     | 333 |
| 5                            | 508       | 4      | 605        | 5                                   | 825       | 3      | 1,815     | 0                            | 0     | 334 |
| 7                            | 48,300    | 2      | 640        | 46                                  | 27,815    | 23     | 38,175    | 0                            | 2     | 335 |

<sup>4</sup> Non-Federal building construction figures based on applications filed. When definitely identified, post-war projects have been excluded in order to improve comparability with building-permit data for other cities.

## Building Construction in 2,707 Cities Reporting to the Bureau

MIDDLE ATLANTIC

| State and city                  | Total construction |                |        |                | New residential buildings |                |        |                |
|---------------------------------|--------------------|----------------|--------|----------------|---------------------------|----------------|--------|----------------|
|                                 | 1943               |                | 1942   |                | 1943                      |                | 1942   |                |
|                                 | Number             | Valuation      | Number | Valuation      | Number                    | Valuation      | Number | Valuation      |
| <b>New York—Con.</b>            |                    | <i>Dollars</i> |        | <i>Dollars</i> |                           | <i>Dollars</i> |        | <i>Dollars</i> |
| 336 Port Dickinson.....         | 0                  | 0              | 7      | 24,425         | 0                         | 0              | 5      | 24,000         |
| 337 Port Henry.....             | 2                  | 2,400          | 9      | 16,200         | 0                         | 0              | 0      | 0              |
| 338 *Poughkeepsie.....          | 56                 | 68,717         | 98     | 348,402        | 4                         | 15,300         | 65     | 309,700        |
| 339 Rensselaer.....             | 154                | 137,819        | 213    | 73,234         | 0                         | 0              | 1      | 4,500          |
| 340 Rhinebeck.....              | 1                  | 4,000          | 2      | 3,800          | 0                         | 0              | 0      | 0              |
| 341 Richfield Springs..         | 1                  | 1,500          | 1      | 50             | 0                         | 0              | 0      | 0              |
| 342 *Rochester.....             | 1,106              | 1,482,903      | 1,574  | 11,315,093     | 23                        | 84,100         | 206    | 862,440        |
| 343 Rockville Centre..          | 146                | 39,854         | 209    | 138,456        | 0                         | 0              | 12     | 75,700         |
| 344 Rouses Point.....           | 1                  | 8,000          | 1      | 140,000        | 0                         | 0              | 0      | 0              |
| 346 Rye.....                    | 32                 | 76,015         | 36     | 88,597         | 1                         | 49,000         | 3      | 34,000         |
| 346 Saratoga Springs..          | 21                 | 23,300         | 26     | 31,435         | 0                         | 0              | 1      | 500            |
| 347 Scarsdale.....              | 12                 | 11,110         | 38     | 104,271        | 0                         | 0              | 5      | 76,000         |
| 348 *Schenectady.....           | 946                | 578,365        | 1,382  | 3,481,672      | 1                         | 3,200          | 391    | 1,838,100      |
| 349 Scotia.....                 | 184                | 170,060        | 291    | 13,657,869     | 23                        | 140,000        | 101    | 470,650        |
| 350 Sea Cliff.....              | 8                  | 905            | 9      | 12,490         | 1                         | 180            | 0      | 0              |
| 351 Seneca Falls.....           | 3                  | 12,500         | 17     | 14,190         | 0                         | 0              | 0      | 0              |
| 352 Sherman <sup>1</sup> .....  | 4                  | 3,100          | 1      | 100            | 0                         | 0              | 0      | 0              |
| 353 Sherrill <sup>1</sup> ..... | 4                  | 14,275         | 8      | 7,365          | 1                         | 12,000         | 0      | 0              |
| 354 Silver Creek.....           | 0                  | 0              | 13     | 24,100         | 0                         | 0              | 0      | 0              |
| 355 Sinclairville.....          | 1                  | 300            | 4      | 960            | 0                         | 0              | 0      | 0              |
| 356 Sloan.....                  | 25                 | 52,205         | 15     | 21,650         | 13                        | 48,750         | 8      | 19,200         |
| 357 Sodus.....                  | 0                  | 0              | 0      | 0              | 0                         | 0              | 0      | 0              |
| 358 Solvay <sup>1</sup> .....   | 27                 | 9,920          | 19     | 5,475          | 0                         | 0              | 0      | 0              |
| 359 Southampton.....            | 8                  | 19,750         | 8      | 18,900         | 0                         | 0              | 1      | 3,000          |
| 360 South Dayton.....           | 0                  | 0              | 5      | 12,800         | 0                         | 0              | 0      | 0              |
| 361 South Nyack.....            | 7                  | 4,350          | 13     | 22,025         | 0                         | 0              | 5      | 19,800         |
| 362 Spencerport.....            | 7                  | 950            | 11     | 14,475         | 0                         | 0              | 2      | 8,300          |
| 363 Springville.....            | 18                 | 6,970          | 25     | 10,195         | 0                         | 0              | 0      | 0              |
| 364 Steward Manor.....          | 3                  | 455            | 12     | 4,080          | 0                         | 0              | 0      | 0              |
| 365 Suffern <sup>1</sup> .....  | 17                 | 21,980         | 10     | 6,467          | 1                         | 1,500          | 1      | 2,500          |
| 366 *Syracuse.....              | 480                | 1,238,407      | 568    | 10,825,036     | 62                        | 239,600        | 141    | 574,250        |
| 367 Tarrytown.....              | 15                 | 10,330         | 20     | 74,600         | 0                         | 0              | 8      | 50,700         |
| 368 Thomaston.....              | 1                  | 500            | 1      | 25,000         | 0                         | 0              | 1      | 25,000         |
| 369 Tonawanda.....              | 0                  | 0              | 0      | 0              | 0                         | 0              | 0      | 0              |
| 370 Tonawanda.....              | 59                 | 985,752        | 1,427  | 9,911,806      | 0                         | 0              | 1,361  | 5,664,890      |
| 371 *Troy.....                  | 346                | 148,332        | 530    | 378,253        | 1                         | 6,000          | 30     | 153,900        |
| 372 Trumansburg.....            | 0                  | 0              | 0      | 0              | 0                         | 0              | 0      | 0              |
| 373 Tuckahoe.....               | 9                  | 20,601         | 10     | 4,370          | 0                         | 0              | 0      | 0              |
| 374 Tupper Lake.....            | 0                  | 0              | 1      | 350            | 0                         | 0              | 0      | 0              |
| 375 *Utica.....                 | 51                 | 264,622        | 154    | 461,900        | 0                         | 0              | 75     | 272,000        |
| 376 Valatie <sup>1</sup> .....  | 0                  | 0              | 0      | 0              | 0                         | 0              | 0      | 0              |
| 377 Valley Stream.....          | 63                 | 367,890        | 209    | 470,876        | 0                         | 0              | 109    | 411,200        |
| 378 Victor.....                 | 0                  | 0              | 0      | 0              | 0                         | 0              | 0      | 0              |
| 379 Walden.....                 | 54                 | 10,157         | 75     | 17,180         | 0                         | 0              | 0      | 0              |
| 380 Walton.....                 | 2                  | 125            | 4      | 32,340         | 0                         | 0              | 0      | 0              |
| 381 Warsaw.....                 | 9                  | 1,550          | 10     | 8,450          | 0                         | 0              | 1      | 400            |
| 382 Waterloo.....               | 18                 | 2,390          | 25     | 9,550          | 0                         | 0              | 0      | 0              |
| 383 *Watertown.....             | 472                | 426,430        | 660    | 632,343        | 56                        | 308,000        | 49     | 212,700        |
| 384 Watervliet.....             | 32                 | 15,800         | 53     | 2,016,335      | 0                         | 0              | 0      | 0              |
| 385 Waverly.....                | 2                  | 10,000         | 6      | 4,050          | 0                         | 0              | 0      | 0              |
| 386 Wayland.....                | 0                  | 0              | 0      | 0              | 0                         | 0              | 0      | 0              |
| 387 Webster.....                | 8                  | 9,535          | 10     | 5,779          | 0                         | 0              | 1      | 500            |
| 388 Weedsport.....              | 1                  | 1,500          | 2      | 38,500         | 0                         | 0              | 0      | 0              |
| 389 Westfield.....              | 4                  | 27,700         | 4      | 11,375         | 0                         | 0              | 0      | 0              |
| 390 West Haverstraw..           | 9                  | 2,850          | 4      | 3,100          | 0                         | 0              | 0      | 0              |

\*In sample of 257 cities. See text and tables, pp. 15 to 21.

<sup>1</sup> Includes 11 months only in 1943.<sup>2</sup> Includes 11 months only in 1942.



## of Labor Statistics, by City, 1942 and 1943—Continued

STATES—Continued

| New nonresidential buildings |                  |        |                  | Additions, alterations, and repairs |                  |        |           | Number of new dwelling units |       |
|------------------------------|------------------|--------|------------------|-------------------------------------|------------------|--------|-----------|------------------------------|-------|
| 1943                         |                  | 1942   |                  | 1943                                |                  | 1942   |           | 1943                         | 1942  |
| Number                       | Valuation        | Number | Valuation        | Number                              | Valuation        | Number | Valuation |                              |       |
| 0                            | <i>Dollars</i> 0 | 0      | <i>Dollars</i> 0 | 0                                   | <i>Dollars</i> 0 | 2      | 425       | 0                            | 5     |
| 0                            | 0                | 3      | 5,700            | 2                                   | 2,400            | 6      | 10,500    | 0                            | 0     |
| 11                           | 7,550            | 14     | 15,102           | 41                                  | 45,867           | 19     | 23,600    | 4                            | 101   |
| 6                            | 91,150           | 6      | 5,540            | 148                                 | 46,669           | 206    | 63,194    | 0                            | 1     |
| 0                            | 0                | 0      | 0                | 1                                   | 4,000            | 2      | 3,800     | 0                            | 0     |
| 0                            | 0                | 0      | 0                | 1                                   | 1,500            | 1      | 50        | 0                            | 0     |
| 166                          | 732,610          | 284    | 9,365,665        | 917                                 | 666,193          | 1,084  | 1,086,988 | 23                           | 213   |
| 6                            | 1,275            | 13     | 15,960           | 140                                 | 38,579           | 184    | 46,796    | 0                            | 12    |
| 1                            | 8,000            | 1      | 140,000          | 0                                   | 0                | 0      | 0         | 0                            | 0     |
| 17                           | 12,950           | 6      | 5,825            | 14                                  | 14,065           | 27     | 48,772    | 0                            | 3     |
| 3                            | 5,000            | 2      | 13,000           | 18                                  | 18,300           | 23     | 17,935    | 0                            | 1     |
| 3                            | 1,380            | 7      | 2,225            | 9                                   | 9,730            | 26     | 26,046    | 0                            | 5     |
| 77                           | 73,113           | 117    | 1,275,874        | 868                                 | 502,052          | 874    | 367,698   | 1                            | 541   |
| 17                           | 3,325            | 13     | 13,136,963       | 139                                 | 26,735           | 177    | 50,256    | 28                           | 101   |
| 4                            | 100              | 3      | 9,360            | 3                                   | 625              | 6      | 3,130     | 1                            | 0     |
| 3                            | 12,500           | 14     | 9,290            | 0                                   | 0                | 3      | 4,900     | 0                            | 0     |
| 1                            | 500              | 1      | 100              | 3                                   | 2,600            | 0      | 0         | 0                            | 0     |
| 1                            | 150              | 4      | 5,220            | 2                                   | 2,125            | 4      | 2,145     | 5                            | 0     |
| 0                            | 0                | 0      | 0                | 0                                   | 0                | 13     | 24,100    | 0                            | 0     |
| 1                            | 300              | 1      | 200              | 0                                   | 0                | 3      | 760       | 0                            | 0     |
| 2                            | 160              | 5      | 1,150            | 10                                  | 3,295            | 2      | 1,300     | 14                           | 8     |
| 0                            | 0                | 0      | 0                | 0                                   | 0                | 0      | 0         | 0                            | 0     |
| 7                            | 1,720            | 3      | 860              | 20                                  | 8,200            | 15     | 1,615     | 0                            | 1     |
| 6                            | 3,750            | 3      | 5,650            | 2                                   | 16,000           | 5      | 13,250    | 0                            | 0     |
| 0                            | 0                | 5      | 12,800           | 0                                   | 0                | 0      | 0         | 0                            | 0     |
| 0                            | 0                | 0      | 0                | 7                                   | 4,350            | 8      | 2,225     | 0                            | 7     |
| 1                            | 150              | 3      | 4,300            | 6                                   | 800              | 6      | 1,875     | 0                            | 2     |
| 12                           | 3,185            | 9      | 4,475            | 6                                   | 3,785            | 16     | 5,720     | 0                            | 0     |
| 0                            | 0                | 0      | 0                | 3                                   | 455              | 12     | 4,080     | 0                            | 0     |
| 4                            | 1,255            | 4      | 610              | 12                                  | 19,225           | 5      | 3,357     | 1                            | 1     |
| 77                           | 551,481          | 137    | 9,676,067        | 341                                 | 447,326          | 290    | 574,719   | 62                           | 141   |
| 0                            | 0                | 1      | 500              | 15                                  | 10,330           | 11     | 23,400    | 0                            | 8     |
| 0                            | 500              | 0      | 0                | 0                                   | 0                | 0      | 0         | 0                            | 8     |
| 0                            | 0                | 0      | 0                | 0                                   | 0                | 0      | 0         | 0                            | 0     |
| 33                           | 960,477          | 25     | 4,234,216        | 26                                  | 25,275           | 41     | 12,700    | 0                            | 1,361 |
| 14                           | 23,050           | 33     | 49,975           | 331                                 | 119,282          | 467    | 174,378   | 1                            | 30    |
| 0                            | 0                | 0      | 0                | 0                                   | 0                | 0      | 0         | 0                            | 0     |
| 2                            | 4,851            | 1      | 2,500            | 7                                   | 15,750           | 9      | 1,870     | 0                            | 0     |
| 0                            | 0                | 0      | 0                | 0                                   | 0                | 1      | 350       | 0                            | 0     |
| 9                            | 74,793           | 28     | 86,945           | 42                                  | 189,829          | 51     | 102,955   | 0                            | 75    |
| 0                            | 0                | 0      | 0                | 0                                   | 0                | 0      | 0         | 0                            | 0     |
| 18                           | 361,195          | 35     | 22,688           | 45                                  | 6,695            | 65     | 36,988    | 0                            | 109   |
| 0                            | 0                | 0      | 0                | 0                                   | 0                | 0      | 0         | 0                            | 0     |
| 8                            | 3,050            | 1      | 1,000            | 46                                  | 7,107            | 74     | 16,180    | 0                            | 0     |
| 1                            | 75               | 2      | 30,300           | 1                                   | 50               | 2      | 2,040     | 0                            | 0     |
| 2                            | 200              | 3      | 400              | 7                                   | 1,350            | 6      | 7,650     | 0                            | 1     |
| 1                            | 175              | 0      | 0                | 17                                  | 2,215            | 25     | 9,850     | 0                            | 0     |
| 32                           | 7,592            | 45     | 73,515           | 384                                 | 110,838          | 566    | 346,128   | 56                           | 49    |
| 3                            | 225              | 26     | 1,930,765        | 29                                  | 15,575           | 27     | 85,573    | 0                            | 0     |
| 0                            | 0                | 0      | 0                | 2                                   | 10,000           | 6      | 4,050     | 0                            | 0     |
| 0                            | 0                | 0      | 0                | 0                                   | 0                | 0      | 0         | 0                            | 0     |
| 3                            | 325              | 3      | 800              | 5                                   | 9,210            | 6      | 4,479     | 0                            | 1     |
| 0                            | 0                | 2      | 38,500           | 1                                   | 1,500            | 0      | 0         | 0                            | 0     |
| 2                            | 26,250           | 2      | 9,200            | 2                                   | 1,450            | 2      | 2,175     | 0                            | 0     |
| 4                            | 350              | 0      | 0                | 5                                   | 2,500            | 4      | 3,100     | 0                            | 0     |

## Building Construction in 2,707 Cities Reporting to the Bureau

## MIDDLE ATLANTIC

| State and city                     | Total construction |                   |               |                    | New residential buildings |                   |               |                   |
|------------------------------------|--------------------|-------------------|---------------|--------------------|---------------------------|-------------------|---------------|-------------------|
|                                    | 1943               |                   | 1942          |                    | 1943                      |                   | 1942          |                   |
|                                    | Number             | Valuation         | Number        | Valuation          | Number                    | Valuation         | Number        | Valuation         |
| <b>New York—Con.</b>               |                    | <i>Dollars</i>    |               | <i>Dollars</i>     |                           | <i>Dollars</i>    |               | <i>Dollars</i>    |
| 391 West Seneca <sup>1</sup> ..... | 226                | 203,373           | 266           | 360,472            | 26                        | 162,300           | 80            | 304,000           |
| 392 Whitehall.....                 | 13                 | 2,000             | 10            | 2,263              | 0                         | 0                 | 0             | 0                 |
| 393 White Plains.....              | 84                 | 32,908            | 95            | 108,026            | 0                         | 0                 | 0             | 0                 |
| 394 Williamsville.....             | 47                 | 94,010            | 51            | 129,345            | 20                        | 86,600            | 29            | 28,000            |
| 395 Williston Park.....            | 25                 | 11,686            | 134           | 356,290            | 0                         | 0                 | 106           | 118,600           |
| 396 Wilson.....                    | 2                  | 575               | 5             | 1,400              | 0                         | 0                 | 0             | 0                 |
| 397 *Yonkers.....                  | 310                | 322,155           | 341           | 817,369            | 0                         | 0                 | 20            | 235,700           |
| <b>Pennsylvania</b> .....          | <b>28,837</b>      | <b>77,605,581</b> | <b>35,699</b> | <b>210,801,050</b> | <b>8,542</b>              | <b>30,335,314</b> | <b>11,016</b> | <b>51,036,738</b> |
| 398 Abington.....                  | 302                | 134,139           | 409           | 715,818            | 4                         | 14,700            | 104           | 443,858           |
| 399 Aldan.....                     | 12                 | 5,875             | 43            | 27,950             | 0                         | 0                 | 2             | 7,300             |
| 400 *Allentown.....                | 925                | 2,847,114         | 459           | 1,040,027          | 676                       | 2,022,400         | 172           | 750,887           |
| 401 *Altoona.....                  | 1,811              | 368,261           | 1,634         | 324,743            | 1                         | 900               | 3             | 13,400            |
| 402 Ambridge.....                  | 75                 | 348,740           | 89            | 8,958,719          | 62                        | 308,000           | 70            | 360,901           |
| 403 Apollo.....                    | 0                  | 0                 | 1             | 1,500              | 0                         | 0                 | 0             | 0                 |
| 404 Arnold.....                    | 118                | 65,911            | 127           | 114,476            | 8                         | 32,100            | 19            | 78,300            |
| 405 Aspinwall.....                 | 4                  | 3,100             | 9             | 35,000             | 0                         | 0                 | 0             | 0                 |
| 406 Avalon.....                    | 6                  | 12,900            | 23            | 49,610             | 0                         | 0                 | 9             | 43,300            |
| 407 Avis.....                      | 5                  | 2,700             | 6             | 1,000              | 0                         | 0                 | 0             | 0                 |
| 408 Baden.....                     | 32                 | 84,720            | 18            | 24,420             | 17                        | 82,500            | 7             | 21,750            |
| 409 Bangor.....                    | 1                  | 25,000            | 7             | 17,900             | 0                         | 0                 | 3             | 14,700            |
| 410 Bellefonte.....                | 2                  | 1,500             | 0             | 0                  | 0                         | 0                 | 0             | 0                 |
| 411 Bellevue.....                  | 40                 | 209,825           | 33            | 64,440             | 20                        | 178,000           | 5             | 31,900            |
| 412 Berlin.....                    | 2                  | 600               | 2             | 450                | 0                         | 0                 | 0             | 0                 |
| 413 Berwick.....                   | 79                 | 38,898            | 212           | 536,943            | 9                         | 14,550            | 59            | 193,754           |
| 414 *Bethlehem.....                | 535                | 1,545,070         | 477           | 1,891,993          | 391                       | 1,247,428         | 324           | 1,502,646         |
| 415 Birdsboro.....                 | 53                 | 2,510             | 89            | 5,397,943          | 0                         | 0                 | 7             | 27,500            |
| 416 Blairsville.....               | 3                  | 2,100             | 6             | 67,150             | 0                         | 0                 | 0             | 0                 |
| 417 Bloomsburg.....                | 66                 | 63,855            | 82            | 59,870             | 13                        | 7,675             | 5             | 5,950             |
| 418 Boyertown.....                 | 21                 | 62,030            | 32            | 16,600             | 1                         | 20,000            | 1             | 8,400             |
| 419 Braddock.....                  | 8                  | 30,400            | 19            | 33,750             | 1                         | 4,500             | 0             | 0                 |
| 420 Bradford.....                  | 241                | 51,784            | 323           | 167,373            | 0                         | 0                 | 1             | 2,000             |
| 421 Brentwood.....                 | 2                  | 11,000            | 119           | 860,900            | 1                         | 6,000             | 119           | 860,900           |
| 422 Bridgeport.....                | 61                 | 152,850           | 37            | 35,700             | 0                         | 0                 | 0             | 0                 |
| 423 Bristol.....                   | 72                 | 646,645           | 62            | 211,150            | 56                        | 167,000           | 45            | 165,300           |
| 424 Brockway.....                  | 3                  | 1,000             | 9             | 14,900             | 0                         | 0                 | 2             | 12,000            |
| 425 Butler.....                    | 20                 | 106,233           | 51            | 34,828             | 0                         | 0                 | 4             | 12,400            |
| 426 Camp Hill.....                 | 11                 | 11,225            | 72            | 244,520            | 0                         | 0                 | 36            | 202,300           |
| 427 Canonsburg.....                | 12                 | 5,523,305         | 12            | 3,874,397          | 3                         | 15,000            | 3             | 11,800            |
| 428 Carlisle.....                  | 67                 | 36,582            | 116           | 131,590            | 3                         | 4,400             | 16            | 65,700            |
| 429 Castle Shannon.....            | 2                  | 5,300             | 10            | 28,000             | 2                         | 5,300             | 6             | 27,000            |
| 430 Catasauqua.....                | 9                  | 77,400            | 2             | 475                | 0                         | 0                 | 0             | 0                 |
| 431 Catawissa.....                 | 1                  | 200               | 1             | 500                | 1                         | 200               | 0             | 0                 |
| 432 Chambersburg.....              | 25                 | 92,500            | 46            | 849,950            | 13                        | 68,000            | 22            | 114,200           |
| 433 Charleroi.....                 | 1                  | 800               | 4             | 1,250              | 0                         | 0                 | 0             | 0                 |
| 434 Cheltenham.....                | 178                | 682,988           | 184           | 306,862            | 33                        | 600,000           | 44            | 237,445           |
| 435 *Chester.....                  | 332                | 1,238,434         | 1,284         | 37,188,773         | 292                       | 939,596           | 1,200         | 4,496,241         |
| 436 Cheswick.....                  | 7                  | 4,353             | 9             | 30,000             | 0                         | 0                 | 4             | 28,000            |
| 437 Clairton.....                  | 193                | 119,962           | 240           | 150,968            | 0                         | 0                 | 24            | 89,580            |
| 438 Clarendon.....                 | 0                  | 0                 | 4             | 700                | 0                         | 0                 | 0             | 0                 |
| 439 Coatesville.....               | 44                 | 22,795            | 76            | 102,825            | 0                         | 0                 | 13            | 56,100            |
| 440 Colwyn.....                    | 10                 | 8,773             | 15            | 3,265              | 0                         | 0                 | 0             | 0                 |
| 441 Connellsville.....             | 7                  | 3,220             | 161           | 640,165            | 0                         | 0                 | 137           | 629,715           |
| 442 Conshohocken.....              | 154                | 178,231           | 163           | 75,115             | 33                        | 146,190           | 11            | 44,300            |
| 443 Coopersburg.....               | 1                  | 250               | 7             | 12,100             | 0                         | 0                 | 2             | 10,000            |
| 444 Coraopolis.....                | 2                  | 47,961            | 109           | 554,498            | 0                         | 0                 | 108           | 520,498           |
| 445 Crafton.....                   | 36                 | 140,715           | 28            | 14,607             | 17                        | 127,000           | 1             | 5,700             |
| 446 Cressona.....                  | 0                  | 0                 | 0             | 0                  | 0                         | 0                 | 0             | 0                 |
| 447 Curwensville.....              | 0                  | 0                 | 2             | 4,500              | 0                         | 0                 | 2             | 4,500             |

\*In sample of 257 cities. See text and tables, pp. 15 to 21.

<sup>1</sup>Includes 11 months only in 1943.

## of Labor Statistics, by City, 1942 and 1943—Continued

STATES—Continued

| New nonresidential buildings |            |        |             | Additions, alterations, and repairs |            |        |            | Number of new dwelling units |        |     |
|------------------------------|------------|--------|-------------|-------------------------------------|------------|--------|------------|------------------------------|--------|-----|
| 1943                         |            | 1942   |             | 1943                                |            | 1942   |            | 1943                         | 1942   |     |
| Number                       | Valuation  | Number | Valuation   | Number                              | Valuation  | Number | Valuation  |                              |        |     |
|                              | Dollars    |        | Dollars     |                                     | Dollars    |        | Dollars    |                              |        |     |
| 146                          | 19,973     | 133    | 41,370      | 54                                  | 31,100     | 53     | 15,102     | 40                           | 80     | 391 |
| 4                            | 450        | 3      | 648         | 9                                   | 1,550      | 7      | 1,615      | 0                            | 0      | 392 |
| 23                           | 8,650      | 14     | 23,945      | 61                                  | 24,258     | 78     | 56,081     | 0                            | 3      | 393 |
| 16                           | 5,970      | 9      | 1,850       | 11                                  | 1,440      | 13     | 8,895      | 31                           | 32     | 394 |
| 16                           | 3,171      | 7      | 1,800       | 9                                   | 8,515      | 21     | 17,240     | 0                            | 106    | 395 |
| 1                            | 350        | 2      | 350         | 1                                   | 225        | 3      | 1,050      | 0                            | 0      | 396 |
| 58                           | 91,306     | 51     | 175,321     | 252                                 | 230,849    | 270    | 406,348    | 0                            | 54     | 397 |
| 2,524                        | 32,558,990 | 2,855  | 138,916,563 | 17,771                              | 14,711,327 | 31,828 | 20,847,749 | 9,215                        | 13,014 |     |
| 46                           | 32,503     | 44     | 143,770     | 252                                 | 86,936     | 261    | 128,190    | 4                            | 104    | 398 |
| 2                            | 450        | 8      | 8,780       | 10                                  | 5,425      | 33     | 11,870     | 0                            | 2      | 399 |
| 45                           | 316,350    | 55     | 82,400      | 204                                 | 508,364    | 232    | 206,740    | 676                          | 202    | 400 |
| 267                          | 57,753     | 159    | 22,878      | 1,543                               | 309,608    | 1,472  | 288,465    | 1                            | 3      | 401 |
| 5                            | 29,575     | 8      | 8,578,175   | 8                                   | 11,165     | 11     | 19,643     | 62                           | 92     | 402 |
| 0                            | 0          | 0      | 0           | 0                                   | 0          | 1      | 1,500      | 0                            | 0      | 403 |
| 1                            | 175        | 6      | 1,750       | 109                                 | 33,636     | 102    | 34,426     | 8                            | 19     | 404 |
| 1                            | 500        | 4      | 31,300      | 3                                   | 2,600      | 5      | 3,700      | 0                            | 0      | 405 |
| 2                            | 650        | 0      | 0           | 4                                   | 12,250     | 14     | 6,310      | 0                            | 10     | 406 |
| 2                            | 300        | 6      | 1,000       | 3                                   | 2,400      | 0      | 0          | 0                            | 0      | 407 |
| 13                           | 1,720      | 6      | 895         | 2                                   | 500        | 5      | 1,775      | 17                           | 7      | 408 |
| 0                            | 0          | 3      | 2,000       | 1                                   | 25,000     | 1      | 1,200      | 0                            | 3      | 409 |
| 2                            | 1,500      | 0      | 0           | 0                                   | 0          | 0      | 0          | 0                            | 0      | 410 |
| 4                            | 3,400      | 3      | 3,075       | 16                                  | 28,425     | 25     | 29,465     | 80                           | 9      | 411 |
| 2                            | 600        | 2      | 450         | 0                                   | 0          | 0      | 0          | 0                            | 0      | 412 |
| 23                           | 5,588      | 53     | 296,440     | 47                                  | 18,760     | 100    | 46,749     | 10                           | 61     | 413 |
| 38                           | 131,412    | 61     | 135,015     | 106                                 | 166,230    | 92     | 204,332    | 372                          | 374    | 414 |
| 1                            | 200        | 13     | 5,364,443   | 52                                  | 2,310      | 69     | 6,000      | 0                            | 7      | 415 |
| 0                            | 0          | 1      | 2,500       | 3                                   | 2,100      | 5      | 64,650     | 0                            | 0      | 416 |
| 7                            | 38,950     | 17     | 5,550       | 46                                  | 17,230     | 60     | 48,370     | 14                           | 4      | 417 |
| 5                            | 10,355     | 6      | 4,475       | 15                                  | 31,675     | 25     | 3,725      | 1                            | 1      | 418 |
| 3                            | 16,500     | 5      | 22,150      | 4                                   | 9,400      | 14     | 11,600     | 0                            | 0      | 419 |
| 17                           | 1,260      | 19     | 22,970      | 224                                 | 50,524     | 308    | 142,403    | 0                            | 1      | 420 |
| 0                            | 0          | 0      | 0           | 1                                   | 5,000      | 0      | 0          | 1                            | 282    | 421 |
| 5                            | 112,500    | 1      | 4,000       | 56                                  | 40,350     | 36     | 31,700     | 0                            | 0      | 422 |
| 9                            | 462,545    | 5      | 31,200      | 7                                   | 17,100     | 12     | 14,650     | 56                           | 45     | 423 |
| 3                            | 1,000      | 0      | 0           | 0                                   | 0          | 7      | 2,900      | 0                            | 2      | 424 |
| 4                            | 1,200      | 9      | 4,925       | 16                                  | 105,033    | 38     | 17,503     | 0                            | 4      | 425 |
| 0                            | 0          | 2      | 800         | 11                                  | 11,225     | 34     | 41,420     | 0                            | 36     | 426 |
| 6                            | 5,500,255  | 9      | 3,862,597   | 3                                   | 8,550      | 0      | 0          | 3                            | 3      | 427 |
| 15                           | 4,775      | 18     | 8,285       | 49                                  | 27,407     | 82     | 57,605     | 3                            | 16     | 428 |
| 0                            | 0          | 3      | 850         | 0                                   | 0          | 1      | 150        | 2                            | 6      | 429 |
| 2                            | 500        | 0      | 0           | 7                                   | 76,900     | 2      | 475        | 0                            | 0      | 430 |
| 0                            | 0          | 0      | 0           | 0                                   | 0          | 1      | 500        | 1                            | 0      | 431 |
| 9                            | 10,700     | 22     | 735,300     | 3                                   | 13,800     | 2      | 450        | 13                           | 31     | 432 |
| 0                            | 0          | 3      | 750         | 1                                   | 800        | 1      | 500        | 0                            | 0      | 433 |
| 23                           | 13,170     | 16     | 5,400       | 122                                 | 69,818     | 124    | 64,017     | 132                          | 44     | 434 |
| 11                           | 252,550    | 25     | 32,544,317  | 29                                  | 46,288     | 59     | 148,215    | 310                          | 1,285  | 435 |
| 3                            | 118        | 1      | 300         | 4                                   | 4,235      | 4      | 1,700      | 0                            | 4      | 436 |
| 36                           | 5,450      | 36     | 7,690       | 157                                 | 114,512    | 180    | 53,698     | 0                            | 24     | 437 |
| 0                            | 0          | 0      | 0           | 0                                   | 0          | 4      | 700        | 0                            | 0      | 438 |
| 6                            | 2,000      | 8      | 14,235      | 38                                  | 20,795     | 55     | 32,490     | 0                            | 15     | 439 |
| 4                            | 169        | 3      | 490         | 6                                   | 8,604      | 12     | 2,775      | 0                            | 0      | 440 |
| 0                            | 0          | 7      | 2,585       | 7                                   | 3,220      | 17     | 7,865      | 0                            | 153    | 441 |
| 23                           | 6,108      | 9      | 2,825       | 98                                  | 25,933     | 143    | 27,990     | 33                           | 11     | 442 |
| 1                            | 250        | 5      | 2,100       | 0                                   | 0          | 0      | 0          | 0                            | 2      | 443 |
| 2                            | 47,961     | 1      | 34,000      | 0                                   | 0          | 0      | 0          | 0                            | 108    | 444 |
| 4                            | 475        | 4      | 1,200       | 15                                  | 13,240     | 22     | 7,707      | 40                           | 1      | 445 |
| 0                            | 0          | 0      | 0           | 0                                   | 0          | 0      | 0          | 0                            | 0      | 446 |
| 0                            | 0          | 0      | 0           | 0                                   | 0          | 0      | 0          | 0                            | 2      | 447 |

## Building Construction in 2,707 Cities Reporting to the Bureau

## MIDDLE ATLANTIC

| State and city           | Total construction    |                |           |                | New residential buildings |                |           |                |           |
|--------------------------|-----------------------|----------------|-----------|----------------|---------------------------|----------------|-----------|----------------|-----------|
|                          | 1943                  |                | 1942      |                | 1943                      |                | 1942      |                |           |
|                          | Number                | Valuation      | Number    | Valuation      | Number                    | Valuation      | Number    | Valuation      |           |
| <b>Pennsylvania—Con.</b> |                       | <i>Dollars</i> |           | <i>Dollars</i> |                           | <i>Dollars</i> |           | <i>Dollars</i> |           |
| 448                      | Dallas.....           | 2              | 1,250     | 3              | 7,219                     | 0              | 0         | 1              | 2,000     |
| 449                      | Darby.....            | 663            | 1,946,225 | 46             | 35,930                    | 644            | 1,932,000 | 0              | 0         |
| 450                      | Denver.....           | 14             | 2,985     | 11             | 1,975                     | 0              | 0         | 0              | 0         |
| 451                      | Donora.....           | 21             | 7,500     | 38             | 38,350                    | 0              | 0         | 5              | 23,500    |
| 452                      | Dormont.....          | 21             | 30,810    | 32             | 15,894                    | 3              | 19,500    | 0              | 0         |
| 453                      | Downingtown.....      | 30             | 8,732     | 48             | 46,272                    | 0              | 0         | 2              | 9,700     |
| 454                      | Doylestown.....       | 40             | 43,080    | 60             | 51,610                    | 0              | 0         | 3              | 15,000    |
| 455                      | Du Bois.....          | 8              | 4,029     | 19             | 44,175                    | 0              | 0         | 1              | 5,000     |
| 456                      | Duncannon.....        | 1              | 30        | 3              | 4,950                     | 0              | 0         | 1              | 4,700     |
| 457                      | Duquesne.....         | 172            | 324,522   | 437            | 6,040,237                 | 51             | 235,700   | 238            | 1,498,447 |
| 458                      | East Berlin.....      | 6              | 4,960     | 10             | 6,105                     | 0              | 0         | 1              | 4,000     |
| 459                      | East McKeesport.....  | 2              | 3,500     | 12             | 13,400                    | 2              | 3,500     | 2              | 6,500     |
| 460                      | *Easton.....          | 158            | 130,600   | 157            | 230,034                   | 0              | 0         | 1              | 4,200     |
| 461                      | East Stroudsburg..... | 0              | 0         | 1              | 2,500                     | 0              | 0         | 1              | 2,500     |
| 462                      | Eddystone.....        | 9              | 1,480     | 30             | 42,995                    | 0              | 0         | 9              | 36,000    |
| 463                      | Edgewood.....         | 2              | 17,000    | 4              | 6,300                     | 1              | 16,000    | 0              | 0         |
| 464                      | Edgeworth.....        | 8              | 23,600    | 2              | 1,600                     | 2              | 16,050    | 0              | 0         |
| 465                      | Elizabethtown.....    | 4              | 5,200     | 3              | 11,200                    | 0              | 0         | 1              | 8,000     |
| 466                      | Elizabethville.....   | 0              | 0         | 3              | 1,000                     | 0              | 0         | 0              | 0         |
| 467                      | Emmaus.....           | 31             | 110,125   | 33             | 85,300                    | 16             | 83,000    | 12             | 55,250    |
| 468                      | Ephrata.....          | 27             | 7,383     | 31             | 75,006                    | 0              | 0         | 8              | 62,500    |
| 469                      | *Erie.....            | 799            | 4,706,256 | 1,331          | 9,400,594                 | 154            | 861,152   | 593            | 2,225,345 |
| 470                      | Etna.....             | 1              | 5,000     | 14             | 70,000                    | 0              | 0         | 14             | 70,000    |
| 471                      | Exeter.....           | 3              | 1,100     | 10             | 8,600                     | 0              | 0         | 0              | 0         |
| 472                      | Farrell.....          | 2              | 2,189     | 23             | 19,225                    | 0              | 0         | 3              | 13,000    |
| 473                      | Fayette City.....     | 2              | 1,800     | 2              | 1,700                     | 0              | 0         | 0              | 0         |
| 474                      | Ford City.....        | 0              | 0         | 1              | 2,000                     | 0              | 0         | 0              | 0         |
| 475                      | Forest Hills.....     | 26             | 103,860   | 86             | 494,302                   | 14             | 84,000    | 70             | 406,800   |
| 476                      | Forty Fort.....       | 7              | 2,056     | 5              | 10,760                    | 0              | 0         | 1              | 4,500     |
| 477                      | Fountain Hill.....    | 19             | 84,683    | 30             | 110,795                   | 3              | 8,175     | 14             | 68,150    |
| 478                      | Fox Chapel.....       | 2              | 300       | 5              | 62,230                    | 0              | 0         | 2              | 57,000    |
| 479                      | Girardville.....      | 0              | 0         | 7              | 2,500                     | 0              | 0         | 0              | 0         |
| 480                      | Glassport.....        | 81             | 483,085   | 87             | 1,897,259                 | 29             | 136,200   | 17             | 34,500    |
| 481                      | Greencastle.....      | 4              | 9,400     | 8              | 30,500                    | 2              | 6,000     | 6              | 28,500    |
| 482                      | Greensburg.....       | 6              | 37,600    | 34             | 54,240                    | 1              | 3,000     | 6              | 20,400    |
| 483                      | Greenville.....       | 39             | 92,011    | 55             | 66,865                    | 0              | 0         | 14             | 54,700    |
| 484                      | Halifax.....          | 1              | 175       | 2              | 200                       | 0              | 0         | 0              | 0         |
| 485                      | Hallstead.....        | 0              | 0         | 4              | 500                       | 0              | 0         | 0              | 0         |
| 486                      | *Harrisburg.....      | 326            | 867,377   | 293            | 4,192,301                 | 119            | 440,200   | 107            | 484,400   |
| 487                      | Hatboro.....          | 162            | 343,058   | 99             | 162,082                   | 90             | 320,850   | 32             | 120,000   |
| 488                      | Hatfield.....         | 12             | 4,405     | 21             | 23,408                    | 0              | 0         | 3              | 12,600    |
| 489                      | Haverford.....        | 300            | 308,703   | 550            | 1,661,095                 | 50             | 201,000   | 289            | 1,536,340 |
| 490                      | *Hazleton.....        | 26             | 11,611    | 36             | 66,097                    | 0              | 0         | 0              | 0         |
| 491                      | Highspire.....        | 1              | 1,000     | 2              | 3,000                     | 1              | 1,000     | 1              | 2,500     |
| 492                      | Hughesville.....      | 5              | 6,925     | 3              | 4,995                     | 0              | 0         | 0              | 0         |
| 493                      | Hummelstown.....      | 4              | 3,900     | 3              | 2,900                     | 1              | 2,000     | 2              | 2,500     |
| 494                      | Huntingdon.....       | 34             | 585,475   | 33             | 9,870                     | 0              | 0         | 0              | 0         |
| 495                      | Indiana.....          | 0              | 0         | 6              | 117,400                   | 0              | 0         | 4              | 17,400    |
| 496                      | Ingram.....           | 24             | 90,250    | 10             | 5,650                     | 13             | 88,000    | 0              | 0         |
| 497                      | Jeannette.....        | 39             | 16,795    | 64             | 82,510                    | 1              | 300       | 20             | 66,930    |
| 498                      | Jenkintown.....       | 20             | 13,913    | 27             | 26,425                    | 0              | 0         | 0              | 0         |
| 499                      | Jersey Shore.....     | 16             | 48,425    | 19             | 21,490                    | 0              | 0         | 0              | 0         |
| 500                      | Johnstown.....        | 378            | 174,571   | 661            | 1,070,279                 | 1              | 2,000     | 219            | 885,867   |
| 501                      | Kennett Square.....   | 26             | 8,235     | 40             | 31,515                    | 0              | 0         | 2              | 11,500    |
| 502                      | Kingston.....         | 24             | 9,488     | 38             | 49,677                    | 0              | 0         | 5              | 35,800    |
| 503                      | Knox.....             | 1              | 500       | 2              | 450                       | 0              | 0         | 0              | 0         |
| 504                      | Kulpmont.....         | 1              | 5,000     | 7              | 79,250                    | 0              | 0         | 1              | 5,500     |
| 505                      | Kutztown.....         | 0              | 0         | 2              | 4,908                     | 0              | 0         | 0              | 0         |
| 506                      | *Lancaster.....       | 423            | 554,469   | 423            | 871,343                   | 43             | 163,600   | 18             | 90,000    |
| 507                      | Lansdale.....         | 67             | 237,545   | 78             | 597,030                   | 0              | 0         | 11             | 57,500    |

\*In sample of 725 cities. See text and tables, pp. 15 to 21.

## of Labor Statistics, by City, 1942 and 1943—Continued

STATES—Continued

| New nonresidential buildings |                |        |                | Additions, alterations, and repairs |                |        |                | Number of new dwelling units |      |
|------------------------------|----------------|--------|----------------|-------------------------------------|----------------|--------|----------------|------------------------------|------|
| 1943                         |                | 1942   |                | 1943                                |                | 1942   |                | 1943                         | 1942 |
| Number                       | Valuation      | Number | Valuation      | Number                              | Valuation      | Number | Valuation      |                              |      |
|                              | <i>Dollars</i> |        | <i>Dollars</i> |                                     | <i>Dollars</i> |        | <i>Dollars</i> |                              |      |
| 1                            | 1,000          | 0      | 0              | 1                                   | 250            | 2      | 5,219          | 0                            | 1    |
| 1                            | 250            | 2      | 2,500          | 18                                  | 13,975         | 44     | 33,430         | 644                          | 0    |
| 0                            | 0              | 0      | 0              | 14                                  | 2,985          | 11     | 1,975          | 0                            | 0    |
| 2                            | 800            | 5      | 1,300          | 19                                  | 6,700          | 28     | 13,550         | 0                            | 5    |
| 2                            | 3,200          | 2      | 3,000          | 16                                  | 8,110          | 30     | 12,894         | 6                            | 0    |
| 7                            | 948            | 6      | 4,120          | 23                                  | 7,784          | 40     | 32,452         | 0                            | 2    |
| 10                           | 30,150         | 4      | 1,925          | 30                                  | 12,930         | 53     | 34,685         | 0                            | 3    |
| 0                            | 0              | 0      | 0              | 8                                   | 4,029          | 18     | 39,175         | 0                            | 0    |
| 1                            | 30             | 1      | 200            | 0                                   | 0              | 1      | 50             | 0                            | 1    |
| 4                            | 8,475          | 30     | 4,494,225      | 117                                 | 80,347         | 169    | 47,565         | 51                           | 336  |
| 1                            | 1,500          | 0      | 0              | 5                                   | 3,460          | 9      | 2,105          | 0                            | 1    |
| 0                            | 0              | 3      | 900            | 0                                   | 0              | 7      | 6,000          | 2                            | 2    |
| 19                           | 10,260         | 14     | 107,300        | 139                                 | 120,340        | 142    | 118,534        | 0                            | 1    |
| 0                            | 0              | 0      | 0              | 0                                   | 0              | 0      | 0              | 0                            | 1    |
| 3                            | 650            | 9      | 2,150          | 6                                   | 830            | 12     | 4,845          | 0                            | 9    |
| 0                            | 0              | 0      | 0              | 1                                   | 1,000          | 4      | 6,300          | 7                            | 0    |
| 3                            | 4,250          | 1      | 600            | 3                                   | 3,300          | 1      | 1,000          | 2                            | 0    |
| 2                            | 1,000          | 0      | 0              | 2                                   | 4,200          | 2      | 3,200          | 0                            | 2    |
| 0                            | 0              | 3      | 1,000          | 0                                   | 0              | 0      | 0              | 0                            | 0    |
| 11                           | 6,825          | 15     | 20,000         | 4                                   | 20,300         | 6      | 10,050         | 17                           | 12   |
| 6                            | 1,901          | 4      | 1,548          | 21                                  | 5,482          | 19     | 10,958         | 0                            | 11   |
| 172                          | 3,383,345      | 207    | 5,401,533      | 473                                 | 461,759        | 531    | 1,773,716      | 302                          | 640  |
| 1                            | 5,000          | 0      | 0              | 0                                   | 0              | 0      | 0              | 0                            | 14   |
| 1                            | 400            | 6      | 7,100          | 2                                   | 700            | 4      | 1,500          | 0                            | 0    |
| 1                            | 200            | 15     | 3,125          | 1                                   | 1,989          | 5      | 3,500          | 0                            | 3    |
| 0                            | 0              | 1      | 1,500          | 2                                   | 1,800          | 1      | 200            | 0                            | 0    |
| 0                            | 0              | 1      | 2,000          | 0                                   | 0              | 0      | 0              | 0                            | 0    |
| 4                            | 1,500          | 8      | 84,750         | 8                                   | 18,350         | 8      | 2,752          | 14                           | 70   |
| 3                            | 565            | 2      | 4,700          | 4                                   | 1,491          | 2      | 1,560          | 0                            | 1    |
| 2                            | 350            | 4      | 4,550          | 14                                  | 76,158         | 12     | 38,095         | 3                            | 14   |
| 1                            | 100            | 0      | 0              | 1                                   | 200            | 3      | 5,230          | 0                            | 2    |
| 0                            | 0              | 1      | 400            | 0                                   | 0              | 6      | 2,100          | 0                            | 0    |
| 6                            | 324,650        | 4      | 1,839,200      | 46                                  | 22,235         | 66     | 23,559         | 29                           | 17   |
| 1                            | 400            | 0      | 0              | 1                                   | 3,000          | 2      | 2,000          | 2                            | 6    |
| 1                            | 5,000          | 4      | 6,800          | 4                                   | 29,600         | 24     | 27,040         | 1                            | 9    |
| 12                           | 78,948         | 7      | 2,475          | 27                                  | 13,063         | 34     | 9,690          | 0                            | 14   |
| 1                            | 175            | 2      | 200            | 0                                   | 0              | 0      | 0              | 0                            | 0    |
| 0                            | 0              | 3      | 400            | 0                                   | 0              | 1      | 100            | 0                            | 0    |
| 9                            | 51,533         | 18     | 3,449,442      | 198                                 | 375,644        | 168    | 258,959        | 119                          | 120  |
| 1                            | 200            | 6      | 3,715          | 71                                  | 22,008         | 61     | 38,367         | 90                           | 32   |
| 6                            | 2,610          | 8      | 2,983          | 6                                   | 1,795          | 10     | 7,825          | 0                            | 4    |
| 5                            | 1,210          | 12     | 52,605         | 245                                 | 106,493        | 249    | 72,150         | 50                           | 290  |
| 11                           | 8,900          | 16     | 40,950         | 15                                  | 2,711          | 20     | 25,147         | 0                            | 0    |
| 0                            | 0              | 1      | 500            | 0                                   | 0              | 0      | 0              | 1                            | 1    |
| 1                            | 200            | 0      | 0              | 4                                   | 6,725          | 3      | 4,995          | 0                            | 0    |
| 3                            | 1,900          | 1      | 400            | 0                                   | 0              | 0      | 0              | 1                            | 2    |
| 3                            | 578,000        | 0      | 0              | 31                                  | 7,475          | 33     | 9,870          | 0                            | 0    |
| 0                            | 0              | 2      | 100,000        | 0                                   | 0              | 0      | 0              | 0                            | 4    |
| 11                           | 2,250          | 7      | 2,350          | 0                                   | 0              | 3      | 3,300          | 25                           | 0    |
| 15                           | 3,170          | 16     | 2,640          | 23                                  | 13,325         | 28     | 12,940         | 1                            | 20   |
| 1                            | 1,500          | 5      | 4,325          | 19                                  | 12,413         | 22     | 22,100         | 0                            | 0    |
| 10                           | 7,825          | 10     | 2,340          | 6                                   | 40,600         | 9      | 19,150         | 0                            | 0    |
| 33                           | 45,668         | 55     | 35,805         | 294                                 | 126,903        | 387    | 145,607        | 1                            | 225  |
| 0                            | 0              | 4      | 975            | 26                                  | 8,235          | 34     | 19,040         | 0                            | 4    |
| 8                            | 1,280          | 15     | 4,335          | 16                                  | 8,208          | 18     | 9,542          | 0                            | 5    |
| 0                            | 0              | 1      | 200            | 1                                   | 500            | 1      | 250            | 0                            | 0    |
| 0                            | 0              | 2      | 69,000         | 1                                   | 5,000          | 4      | 4,750          | 0                            | 3    |
| 0                            | 0              | 0      | 0              | 0                                   | 0              | 2      | 4,908          | 0                            | 0    |
| 11                           | 115,825        | 11     | 552,800        | 369                                 | 275,044        | 394    | 228,543        | 48                           | 18   |
| 26                           | 210,350        | 22     | 486,580        | 41                                  | 27,195         | 45     | 52,950         | 0                            | 11   |

## Building Construction in 2,707 Cities Reporting to the

MIDDLE, ATLANTIC

| State and city                 | Total construction |                |        |                | New residential buildings |                |        |                |
|--------------------------------|--------------------|----------------|--------|----------------|---------------------------|----------------|--------|----------------|
|                                | 1943               |                | 1942   |                | 1943                      |                | 1942   |                |
|                                | Number             | Valuation      | Number | Valuation      | Number                    | Valuation      | Number | Valuation      |
| <b>Pennsylvania—Continued.</b> |                    |                |        |                |                           |                |        |                |
|                                |                    | <i>Dollars</i> |        | <i>Dollars</i> |                           | <i>Dollars</i> |        | <i>Dollars</i> |
| 508 Lansdowne.....             | 51                 | 78,780         | 125    | 338,348        | 0                         | 0              | 54     | 290,800        |
| 509 Lansford.....              | 1                  | 40,000         | 4      | 1,350          | 0                         | 0              | 0      | 0              |
| 510 Laureldale.....            | 85                 | 38,271         | 100    | 25,711         | 1                         | 3,800          | 1      | 5,600          |
| 511 Lebanon.....               | 59                 | 289,700        | 21     | 1,616,050      | 39                        | 191,000        | 9      | 32,600         |
| 512 Leighton.....              | 0                  | 0              | 0      | 0              | 0                         | 0              | 0      | 0              |
| 513 Liberty.....               | 24                 | 12,080         | 27     | 50,845         | 1                         | 6,000          | 11     | 45,600         |
| 514 Lititz.....                | 19                 | 9,900          | 48     | 47,440         | 2                         | 2,700          | 11     | 33,800         |
| 515 Littlestown.....           | 0                  | 0              | 0      | 0              | 0                         | 0              | 0      | 0              |
| 516 Lock Haven.....            | 25                 | 64,390         | 28     | 33,450         | 2                         | 28,737         | 3      | 14,500         |
| 517 Lower Merion.....          | 457                | 429,123        | 702    | 1,584,308      | 0                         | 0              | 184    | 1,157,668      |
| 518 McDonald.....              | 1                  | 500            | 7      | 6,800          | 0                         | 0              | 2      | 4,500          |
| 519 *McKeesport.....           | 694                | 426,847        | 1,035  | 1,250,571      | 24                        | 148,750        | 203    | 952,384        |
| 520 McKees Rocks.....          | 7                  | 33,950         | 8      | 8,940          | 4                         | 33,000         | 1      | 2,000          |
| 521 McSherrystown.....         | 0                  | 0              | 1      | 8,500          | 0                         | 0              | 1      | 8,500          |
| 522 Mahanoy City.....          | 0                  | 0              | 0      | 0              | 0                         | 0              | 0      | 0              |
| 523 Malvern.....               | 3                  | 1,350          | 3      | 1,975          | 0                         | 0              | 0      | 0              |
| 524 Manchester.....            | 0                  | 0              | 1      | 800            | 0                         | 0              | 1      | 800            |
| 525 Manheim.....               | 2                  | 450            | 10     | 33,100         | 0                         | 0              | 0      | 0              |
| 526 Marcus Hook.....           | 23                 | 1,963,351      | 52     | 2,195,382      | 0                         | 0              | 0      | 0              |
| 527 Marietta.....              | 4                  | 600,300        | 1      | 3,000          | 0                         | 0              | 0      | 0              |
| 528 Matamoras.....             | 0                  | 0              | 1      | 200            | 0                         | 0              | 0      | 0              |
| 529 Mauch Chunk.....           | 0                  | 0              | 0      | 0              | 0                         | 0              | 0      | 0              |
| 530 Meadville.....             | 310                | 455,931        | 140    | 193,469        | 165                       | 405,299        | 7      | 27,500         |
| 531 Mechanicsburg.....         | 33                 | 20,480         | 36     | 32,655         | 0                         | 0              | 4      | 9,500          |
| 532 Meyersdale.....            | 0                  | 0              | 3      | 650            | 0                         | 0              | 0      | 0              |
| 533 Middletown.....            | 25                 | 1,350,731      | 38     | 1,401,017      | 1                         | 5,000          | 6      | 103,341        |
| 534 Mohnton.....               | 0                  | 0              | 0      | 0              | 0                         | 0              | 0      | 0              |
| 535 Monaca.....                | 68                 | 12,765         | 164    | 486,975        | 2                         | 600            | 112    | 437,054        |
| 536 Monessen.....              | 26                 | 552,827        | 54     | 2,287,070      | 2                         | 6,000          | 11     | 46,025         |
| 537 Monongahela City.....      | 30                 | 5,955          | 28     | 10,243         | 0                         | 0              | 1      | 500            |
| 538 Morrisville.....           | 27                 | 105,610        | 39     | 176,330        | 21                        | 105,000        | 33     | 168,500        |
| 539 Mount Holly Springs.....   | 5                  | 1,715          | 3      | 6,225          | 1                         | 1,200          | 1      | 6,000          |
| 540 Mount Jewett.....          | 0                  | 0              | 2      | 400            | 0                         | 0              | 0      | 0              |
| 541 Mount Lebanon.....         | 96                 | 36,036         | 161    | 777,438        | 1                         | 5,000          | 81     | 513,700        |
| 542 Mount Penn.....            | 17                 | 5,970          | 16     | 13,210         | 0                         | 0              | 1      | 8,000          |
| 543 Munhall.....               | 96                 | 247,150        | 167    | 352,836        | 10                        | 65,000         | 73     | 288,200        |
| 544 Nanty Glo.....             | 1                  | 8,000          | 3      | 8,750          | 1                         | 8,000          | 0      | 0              |
| 545 Narberth.....              | 38                 | 13,138         | 36     | 14,798         | 1                         | 2,500          | 0      | 0              |
| 546 Nazareth.....              | 24                 | 3,250          | 18     | 26,450         | 0                         | 0              | 3      | 13,000         |
| 547 Nescopeck.....             | 20                 | 9,455          | 33     | 28,900         | 2                         | 5,000          | 8      | 18,700         |
| 548 New Castle.....            | 231                | 1,108,760      | 196    | 196,070        | 69                        | 401,500        | 21     | 95,850         |
| 549 New Cumberland.....        | 27                 | 62,853         | 39     | 108,087        | 13                        | 32,500         | 35     | 95,500         |
| 550 New Kensington.....        | 41                 | 42,153         | 86     | 98,561         | 1                         | 2,200          | 20     | 58,846         |
| 551 New Oxford.....            | 2                  | 700            | 0      | 0              | 0                         | 0              | 0      | 0              |
| 552 Newport.....               | 1                  | 500            | 1      | 2,500          | 0                         | 0              | 0      | 0              |
| 553 Newtown.....               | 3                  | 11,150         | 11     | 27,505         | 1                         | 10,000         | 4      | 15,700         |
| 554 *Norristown.....           | 435                | 410,853        | 473    | 450,318        | 0                         | 0              | 2      | 10,000         |
| 555 Northampton.....           | 6                  | 12,400         | 9      | 6,700          | 0                         | 0              | 0      | 0              |
| 556 North Braddock.....        | 9                  | 20,310         | 24     | 14,375         | 0                         | 0              | 4      | 9,585          |
| 557 North Charleroi.....       | 0                  | 0              | 13     | 110,450        | 0                         | 0              | 2      | 4,000          |
| 558 North Wales.....           | 29                 | 14,740         | 23     | 23,520         | 3                         | 3,500          | 3      | 16,500         |
| 559 North York.....            | 8                  | 4,150          | 27     | 11,600         | 0                         | 0              | 2      | 7,000          |
| 560 Norwood.....               | 27                 | 6,019          | 353    | 900,834        | 0                         | 0              | 312    | 870,844        |
| 561 Oakdale.....               | 0                  | 0              | 0      | 0              | 0                         | 0              | 0      | 0              |
| 562 Oil City.....              | 119                | 62,937         | 149    | 58,082         | 0                         | 0              | 2      | 5,100          |
| 563 Osborne.....               | 0                  | 0              | 0      | 0              | 0                         | 0              | 0      | 0              |
| 564 Pe'myra.....               | 1                  | 200            | 10     | 42,400         | 0                         | 0              | 8      | 36,100         |
| 565 Parkside.....              | 1                  | 300            | 2      | 5,900          | 0                         | 0              | 1      | 5,500          |
| 566 Pen Argyl.....             | 9                  | 6,100          | 8      | 25,600         | 1                         | 1,400          | 3      | 19,000         |
| 567 Penbrook.....              | 19                 | 12,890         | 8      | 1,227          | 0                         | 0              | 0      | 0              |

\*In sample of 257 cities. See text and tables, pp. 15 to 21.

## Bureau of Labor Statistics, by City, 1942 and 1943—Continued

STATES—Continued

| New nonresidential buildings |                |        |                | Additions, alterations, and repairs |                |        |                | Number of new dwelling units |      |
|------------------------------|----------------|--------|----------------|-------------------------------------|----------------|--------|----------------|------------------------------|------|
| 1943                         |                | 1942   |                | 1943                                |                | 1942   |                | 1943                         | 1942 |
| Number                       | Valuation      | Number | Valuation      | Number                              | Valuation      | Number | Valuation      |                              |      |
|                              | <i>Dollars</i> |        | <i>Dollars</i> |                                     | <i>Dollars</i> |        | <i>Dollars</i> |                              |      |
| 7                            | 13,385         | 3      | 11,575         | 44                                  | 65,395         | 68     | 35,973         | 0                            | 68   |
| 1                            | 40,000         | 1      | 150            | 0                                   | 0              | 3      | 1,200          | 0                            | 0    |
| 2                            | 17,900         | 4      | 4,230          | 82                                  | 16,571         | 95     | 15,881         | 1                            | 1    |
| 12                           | 83,300         | 9      | 1,579,950      | 8                                   | 15,400         | 3      | 3,500          | 39                           | 10   |
| 0                            | 0              | 0      | 0              | 0                                   | 0              | 0      | 0              | 0                            | 0    |
| 7                            | 1,080          | 5      | 1,350          | 16                                  | 5,050          | 11     | 3,895          | 1                            | 11   |
| 5                            | 2,500          | 3      | 650            | 12                                  | 4,700          | 34     | 12,990         | 2                            | 7    |
| 0                            | 0              | 0      | 0              | 0                                   | 0              | 0      | 0              | 0                            | 0    |
| 5                            | 8,700          | 11     | 8,150          | 18                                  | 26,953         | 14     | 10,800         | 0                            | 3    |
| 74                           | 64,730         | 84     | 120,196        | 383                                 | 364,393        | 434    | 306,444        | 0                            | 184  |
| 0                            | 0              | 1      | 100            | 1                                   | 500            | 4      | 2,200          | 0                            | 3    |
| 20                           | 5,035          | 25     | 44,675         | 650                                 | 273,062        | 807    | 253,512        | 39                           | 268  |
| 2                            | 650            | 2      | 4,300          | 1                                   | 300            | 5      | 2,140          | 14                           | 1    |
| 0                            | 0              | 0      | 0              | 0                                   | 0              | 0      | 0              | 0                            | 0    |
| 0                            | 0              | 0      | 0              | 0                                   | 0              | 0      | 0              | 0                            | 0    |
| 1                            | 500            | 1      | 425            | 2                                   | 850            | 2      | 1,550          | 0                            | 0    |
| 0                            | 0              | 0      | 0              | 0                                   | 0              | 0      | 0              | 0                            | 1    |
| 0                            | 0              | 2      | 25,600         | 2                                   | 450            | 8      | 7,500          | 0                            | 0    |
| 9                            | 1,736,000      | 18     | 2,085,025      | 14                                  | 227,351        | 34     | 110,357        | 0                            | 0    |
| 3                            | 630,000        | 0      | 0              | 1                                   | 300            | 1      | 3,000          | 0                            | 0    |
| 0                            | 0              | 1      | 200            | 0                                   | 0              | 0      | 0              | 0                            | 0    |
| 0                            | 0              | 0      | 0              | 0                                   | 0              | 0      | 0              | 0                            | 0    |
| 7                            | 1,200          | 14     | 34,815         | 138                                 | 49,432         | 119    | 131,154        | 165                          | 5    |
| 11                           | 5,900          | 13     | 17,545         | 22                                  | 14,580         | 19     | 5,610          | 0                            | 4    |
| 0                            | 0              | 2      | 350            | 0                                   | 0              | 1      | 300            | 0                            | 0    |
| 15                           | 1,189,250      | 20     | 947,351        | 9                                   | 156,481        | 12     | 350,325        | 1                            | 2    |
| 0                            | 0              | 0      | 0              | 0                                   | 0              | 0      | 0              | 0                            | 0    |
| 42                           | 6,350          | 14     | 39,835         | 24                                  | 5,815          | 38     | 10,086         | 2                            | 112  |
| 15                           | 544,475        | 19     | 2,232,280      | 9                                   | 2,352          | 24     | 8,765          | 2                            | 11   |
| 9                            | 1,515          | 6      | 3,525          | 21                                  | 4,440          | 21     | 6,218          | 0                            | 1    |
| 5                            | 260            | 4      | 3,980          | 1                                   | 350            | 02     | 3,850          | 21                           | 33   |
| 3                            | 415            | 2      | 225            | 1                                   | 100            |        | 0              | 1                            | 1    |
| 0                            | 0              | 0      | 0              | 0                                   | 0              | 2      | 400            | 0                            | 0    |
| 8                            | 2,220          | 11     | 224,095        | 87                                  | 23,816         | 69     | 39,643         | 1                            | 83   |
| 0                            | 0              | 0      | 0              | 17                                  | 5,970          | 15     | 5,210          | 0                            | 1    |
| 3                            | 93,381         | 30     | 34,500         | 83                                  | 88,769         | 64     | 30,136         | 20                           | 73   |
| 0                            | 0              | 1      | 2,300          | 0                                   | 0              | 2      | 6,450          | 1                            | 0    |
| 0                            | 0              | 5      | 2,570          | 37                                  | 10,638         | 31     | 12,228         | 1                            | 0    |
| 5                            | 900            | 4      | 1,500          | 19                                  | 2,350          | 11     | 11,950         | 0                            | 3    |
| 3                            | 490            | 5      | 1,700          | 15                                  | 3,965          | 20     | 8,500          | 2                            | 8    |
| 78                           | 643,720        | 83     | 48,560         | 84                                  | 63,540         | 92     | 51,660         | 69                           | 21   |
| 3                            | 12,256         | 3      | 12,407         | 11                                  | 18,097         | 1      | 180            | 13                           | 35   |
| 6                            | 31,938         | 14     | 3,480          | 34                                  | 8,015          | 52     | 36,235         | 1                            | 20   |
| 2                            | 700            | 0      | 0              | 0                                   | 0              | 0      | 0              | 0                            | 0    |
| 0                            | 0              | 1      | 2,500          | 1                                   | 500            | 0      | 0              | 0                            | 0    |
| 0                            | 0              | 6      | 11,310         | 2                                   | 1,150          | 1      | 495            | 0                            | 4    |
| 15                           | 34,981         | 16     | 23,348         | 420                                 | 375,872        | 455    | 416,970        | 0                            | 2    |
| 6                            | 12,400         | 7      | 3,200          | 0                                   | 0              | 2      | 3,500          | 0                            | 0    |
| 3                            | 850            | 11     | 2,590          | 6                                   | 19,460         | 9      | 2,200          | 0                            | 4    |
| 0                            | 0              | 8      | 103,950        | 0                                   | 0              | 3      | 2,500          | 0                            | 2    |
| 14                           | 3,690          | 6      | 1,345          | 12                                  | 7,550          | 14     | 5,675          | 3                            | 3    |
| 2                            | 800            | 4      | 1,175          | 6                                   | 3,350          | 21     | 3,425          | 0                            | 2    |
| 14                           | 1,294          | 14     | 9,990          | 13                                  | 4,725          | 27     | 20,000         | 0                            | 312  |
| 0                            | 0              | 0      | 0              | 0                                   | 0              | 0      | 0              | 0                            | 0    |
| 6                            | 5,900          | 12     | 5,925          | 113                                 | 57,037         | 135    | 47,057         | 0                            | 2    |
| 0                            | 0              | 0      | 0              | 0                                   | 0              | 0      | 0              | 0                            | 0    |
| 1                            | 200            | 0      | 0              | 0                                   | 0              | 2      | 6,300          | 0                            | 8    |
| 1                            | 300            | 0      | 0              | 0                                   | 0              | 1      | 400            | 0                            | 1    |
| 1                            | 200            | 1      | 500            | 7                                   | 4,500          | 4      | 6,100          | 1                            | 3    |
| 2                            | 625            | 0      | 0              | 17                                  | 12,265         | 8      | 1,227          | 0                            | 0    |

## Building Construction in 2,707 Cities Reporting to the

MIDDLE ATLANTIC

| State and city                 | Total construction             |                |            |                | New residential buildings |                |            |                |            |
|--------------------------------|--------------------------------|----------------|------------|----------------|---------------------------|----------------|------------|----------------|------------|
|                                | 1943                           |                | 1942       |                | 1943                      |                | 1942       |                |            |
|                                | Number                         | Valuation      | Number     | Valuation      | Number                    | Valuation      | Number     | Valuation      |            |
| <b>Pennsylvania—Continued.</b> |                                |                |            |                |                           |                |            |                |            |
|                                |                                | <i>Dollars</i> |            | <i>Dollars</i> |                           | <i>Dollars</i> |            | <i>Dollars</i> |            |
| 568                            | Pennsburg.....                 | 1              | 1,800      | 2              | 7,000                     | 0              | 0          | 2              | 7,000      |
| 569                            | Perkasie.....                  | 1              | 400        | 12             | 24,100                    | 0              | 0          | 3              | 20,000     |
| 570                            | *Philadelphia.....             | 6,734          | 23,527,204 | 7,281          | 72,522,457                | 3,918          | 12,115,632 | 3,132          | 12,993,250 |
| 571                            | Philipsburg.....               | 36             | 16,718     | 11             | 13,381                    | 1              | 1,000      | 0              | 0          |
| 572                            | Phoenixville.....              | 36             | 67,315     | 37             | 100,800                   | 1              | 4,000      | 2              | 8,000      |
| 573                            | Pitcairn.....                  | 0              | 0          | 8              | 10,600                    | 0              | 0          | 1              | 5,000      |
| 574                            | *Pittsburgh.....               | 2,613          | 5,095,861  | 3,115          | 17,453,027                | 555            | 2,672,220  | 404            | 5,253,037  |
| 575                            | Plymouth.....                  | 0              | 0          | 0              | 0                         | 0              | 0          | 0              | 0          |
| 576                            | Port Carbon <sup>1</sup> ..... | 0              | 0          | 0              | 0                         | 0              | 0          | 0              | 0          |
| 577                            | Port Vue.....                  | 4              | 6,300      | 15             | 36,800                    | 1              | 5,500      | 10             | 35,500     |
| 578                            | Pottstown.....                 | 479            | 1,710,457  | 390            | 786,266                   | 179            | 729,530    | 108            | 466,500    |
| 579                            | Pottsville.....                | 41             | 53,389     | 38             | 41,639                    | 0              | 0          | 0              | 0          |
| 580                            | Prospect Park.....             | 14             | 5,575      | 64             | 144,645                   | 1              | 3,000      | 39             | 122,000    |
| 581                            | Punxsutawney.....              | 10             | 2,500      | 8              | 3,200                     | 0              | 0          | 0              | 0          |
| 582                            | Quakertown.....                | 30             | 10,900     | 32             | 12,708                    | 0              | 0          | 0              | 0          |
| 583                            | Radnor.....                    | 124            | 1,025,778  | 130            | 277,875                   | 39             | 192,400    | 43             | 203,860    |
| 584                            | Reading.....                   | 1,397          | 774,974    | 1,844          | 674,117                   | 0              | 0          | 8              | 47,500     |
| 585                            | Red Lion.....                  | 14             | 975        | 19             | 4,685                     | 0              | 0          | 0              | 0          |
| 586                            | Renovo.....                    | 5              | 700        | 0              | 0                         | 1              | 200        | 0              | 0          |
| 587                            | Reynoldsville.....             | 8              | 6,250      | 3              | 6,000                     | 1              | 1,500      | 1              | 2,500      |
| 588                            | Ridley Park.....               | 11             | 13,950     | 12             | 11,110                    | 0              | 0          | 1              | 5,300      |
| 589                            | Robesonia.....                 | 3              | 9,750      | 0              | 0                         | 0              | 0          | 0              | 0          |
| 590                            | Rochester.....                 | 10             | 155,416    | 9              | 14,000                    | 0              | 0          | 1              | 5,000      |
| 591                            | Rockwood.....                  | 0              | 0          | 0              | 0                         | 0              | 0          | 0              | 0          |
| 592                            | Roseoe.....                    | 0              | 0          | 0              | 0                         | 0              | 0          | 0              | 0          |
| 593                            | Roseto.....                    | 8              | 3,800      | 3              | 3,700                     | 0              | 0          | 1              | 1,800      |
| 594                            | Royalton.....                  | 0              | 0          | 3              | 3,650                     | 0              | 0          | 1              | 3,000      |
| 595                            | Royersford.....                | 3              | 3,800      | 1              | 5,000                     | 1              | 3,000      | 0              | 0          |
| 596                            | Schuylkill Haven.....          | 2              | 22,000     | 2              | 6,000                     | 1              | 14,000     | 1              | 4,000      |
| 597                            | Scottdale.....                 | 8              | 4,175      | 17             | 9,300                     | 2              | 3,000      | 0              | 0          |
| 598                            | *Scranton.....                 | 448            | 5,787,553  | 334            | 291,783                   | 0              | 0          | 4              | 11,200     |
| 599                            | Selinsgrove.....               | 0              | 0          | 4              | 7,522                     | 0              | 0          | 0              | 0          |
| 600                            | Sellersville.....              | 3              | 2,600      | 10             | 15,290                    | 0              | 0          | 3              | 13,300     |
| 601                            | Sewickley.....                 | 60             | 484,000    | 11             | 52,578                    | 55             | 465,000    | 4              | 48,000     |
| 602                            | Sewickley Heights.....         | 0              | 0          | 4              | 7,900                     | 0              | 0          | 0              | 0          |
| 603                            | Sharon Hill.....               | 1              | 700        | 10             | 5,650                     | 0              | 0          | 0              | 0          |
| 604                            | Sharpsburg.....                | 3              | 1,150      | 13             | 7,800                     | 0              | 0          | 0              | 0          |
| 605                            | Shenandoah.....                | 29             | 12,104     | 36             | 25,579                    | 0              | 0          | 0              | 0          |
| 606                            | Shillington.....               | 19             | 3,060      | 10             | 30,600                    | 0              | 0          | 6              | 29,000     |
| 607                            | Sinking Spring.....            | 20             | 16,735     | 26             | 23,895                    | 0              | 0          | 0              | 0          |
| 608                            | Slatington.....                | 92             | 35,036     | 177            | 96,500                    | 0              | 0          | 5              | 20,000     |
| 609                            | Souderton.....                 | 24             | 6,300      | 26             | 28,940                    | 0              | 0          | 4              | 13,200     |
| 610                            | South Connells-ville.....      | 17             | 2,055      | 15             | 1,860                     | 2              | 600        | 0              | 0          |
| 611                            | South Fork.....                | 0              | 0          | 3              | 15,500                    | 0              | 0          | 2              | 1,500      |
| 612                            | Southwest Greensburg.....      | 6              | 7,200      | 5              | 11,300                    | 1              | 2,500      | 1              | 4,000      |
| 613                            | South Williamsport.....        | 38             | 9,790      | 39             | 14,110                    | 0              | 0          | 4              | 7,500      |
| 614                            | Spangler.....                  | 1              | 220        | 2              | 500                       | 0              | 0          | 0              | 0          |
| 615                            | Springdale.....                | 1              | 500        | 11             | 16,650                    | 0              | 0          | 0              | 0          |
| 616                            | Spring Grove.....              | 22             | 5,925      | 39             | 14,745                    | 0              | 0          | 2              | 7,500      |
| 617                            | State College.....             | 7              | 515        | 22             | 80,058                    | 0              | 0          | 3              | 71,500     |
| 618                            | Steelton.....                  | 8              | 23,900     | 17             | 23,475                    | 0              | 0          | 1              | 14,000     |
| 619                            | Stowe.....                     | 41             | 79,160     | 50             | 28,900                    | 2              | 3,100      | 5              | 10,900     |
| 620                            | Sugar Notch.....               | 0              | 0          | 0              | 0                         | 0              | 0          | 0              | 0          |
| 621                            | Summit Hill.....               | 5              | 1,050      | 0              | 0                         | 0              | 0          | 0              | 0          |
| 622                            | Sunbury.....                   | 6              | 3,550      | 12             | 31,400                    | 0              | 0          | 1              | 13,000     |

\*In sample of 257 cities. See text and tables, pp. 15 to 21.

<sup>1</sup> Includes 11 months only in 1943.



## Bureau of Labor Statistics, by City, 1942 and 1943—Continued

STATES—Continued

| New nonresidential buildings |           |        |            | Additions, alterations, and repairs |           |        |           | Number of new dwelling units |       |     |
|------------------------------|-----------|--------|------------|-------------------------------------|-----------|--------|-----------|------------------------------|-------|-----|
| 1943                         |           | 1942   |            | 1943                                |           | 1942   |           | 1943                         | 1942  |     |
| Number                       | Valuation | Number | Valuation  | Number                              | Valuation | Number | Valuation |                              |       |     |
|                              | Dollars   |        | Dollars    |                                     | Dollars   |        | Dollars   |                              |       |     |
| 1                            | 1,800     | 0      | 0          | 0                                   | 0         | 0      | 0         | 0                            | 2     | 568 |
| 1                            | 400       | 6      | 2,400      | 0                                   | 0         | 3      | 1,700     | 0                            | 3     | 559 |
| 144                          | 6,869,139 | 294    | 51,203,703 | 2,672                               | 4,542,433 | 3,855  | 8,325,504 | 4,015                        | 3,138 | 570 |
| 3                            | 1,135     | 0      | 0          | 32                                  | 14,583    | 11     | 13,381    | 1                            | 0     | 571 |
| 12                           | 29,100    | 9      | 45,510     | 23                                  | 34,215    | 26     | 47,290    | 1                            | 2     | 572 |
| 0                            | 0         | 5      | 2,600      | 0                                   | 0         | 2      | 3,000     | 0                            | 1     | 573 |
| 206                          | 1,083,588 | 212    | 9,873,372  | 1,852                               | 1,340,053 | 2,499  | 2,321,618 | 580                          | 1,380 | 574 |
| 0                            | 0         | 0      | 0          | 0                                   | 0         | 0      | 0         | 0                            | 0     | 575 |
| 0                            | 0         | 0      | 0          | 0                                   | 0         | 0      | 0         | 0                            | 0     | 576 |
| 1                            | 500       | 2      | 350        | 2                                   | 300       | 3      | 950       | 1                            | 10    | 577 |
| 71                           | 506,982   | 44     | 227,075    | 229                                 | 473,945   | 238    | 92,691    | 179                          | 108   | 578 |
| 3                            | 750       | 7      | 2,100      | 38                                  | 52,639    | 31     | 39,539    | 0                            | 0     | 579 |
| 4                            | 2,125     | 6      | 2,000      | 4                                   | 450       | 19     | 20,645    | 2                            | 42    | 580 |
| 6                            | 1,450     | 5      | 1,000      | 4                                   | 1,050     | 3      | 2,200     | 0                            | 0     | 581 |
| 17                           | 3,170     | 14     | 3,398      | 13                                  | 7,730     | 18     | 9,310     | 0                            | 0     | 582 |
| 27                           | 795,640   | 8      | 5,383      | 58                                  | 37,738    | 79     | 68,632    | 38                           | 43    | 583 |
| 6                            | 7,535     | 20     | 89,809     | 1,391                               | 767,439   | 1,816  | 536,308   | 0                            | 8     | 584 |
| 0                            | 0         | 0      | 0          | 14                                  | 975       | 19     | 4,685     | 0                            | 0     | 585 |
| 0                            | 0         | 0      | 0          | 4                                   | 500       | 0      | 0         | 0                            | 0     | 586 |
| 2                            | 750       | 0      | 0          | 5                                   | 4,000     | 2      | 3,500     | 1                            | 1     | 587 |
| 4                            | 1,325     | 5      | 2,850      | 7                                   | 12,625    | 6      | 2,960     | 0                            | 1     | 588 |
| 2                            | 5,750     | 0      | 0          | 1                                   | 4,000     | 0      | 0         | 0                            | 0     | 589 |
| 2                            | 300       | 4      | 6,450      | 8                                   | 155,116   | 4      | 2,550     | 0                            | 1     | 590 |
| 0                            | 0         | 0      | 0          | 0                                   | 0         | 0      | 0         | 0                            | 0     | 591 |
| 0                            | 0         | 0      | 0          | 0                                   | 0         | 0      | 0         | 0                            | 0     | 592 |
| 0                            | 0         | 1      | 1,500      | 8                                   | 3,800     | 1      | 400       | 0                            | 1     | 593 |
| 0                            | 0         | 1      | 150        | 0                                   | 0         | 1      | 500       | 0                            | 1     | 594 |
| 2                            | 800       | 0      | 0          | 0                                   | 0         | 1      | 5,000     | 1                            | 0     | 595 |
| 0                            | 0         | 0      | 0          | 1                                   | 8,000     | 1      | 2,000     | 9                            | 1     | 596 |
| 5                            | 875       | 16     | 4,300      | 1                                   | 300       | 1      | 5,000     | 2                            | 0     | 597 |
| 143                          | 5,593,645 | 42     | 104,785    | 300                                 | 193,908   | 288    | 175,798   | 0                            | 4     | 598 |
| 0                            | 0         | 2      | 2,508      | 0                                   | 0         | 2      | 5,014     | 0                            | 0     | 599 |
| 0                            | 0         | 2      | 700        | 3                                   | 2,600     | 5      | 1,290     | 0                            | 3     | 600 |
| 2                            | 1,000     | 5      | 2,213      | 3                                   | 18,000    | 2      | 2,365     | 100                          | 16    | 601 |
| 0                            | 0         | 0      | 0          | 0                                   | 0         | 4      | 7,900     | 0                            | 0     | 602 |
| 0                            | 0         | 5      | 1,500      | 1                                   | 700       | 5      | 4,150     | 0                            | 0     | 603 |
| 0                            | 0         | 0      | 0          | 3                                   | 1,150     | 13     | 7,800     | 0                            | 0     | 604 |
| 0                            | 0         | 0      | 0          | 29                                  | 12,104    | 336    | 25,579    | 0                            | 0     | 605 |
| 2                            | 385       | 0      | 0          | 17                                  | 2,675     | 4      | 1,600     | 0                            | 6     | 606 |
| 6                            | 5,375     | 2      | 9,850      | 14                                  | 11,360    | 24     | 14,045    | 0                            | 0     | 607 |
| 8                            | 10,800    | 5      | 13,700     | 84                                  | 24,236    | 167    | 62,800    | 0                            | 5     | 608 |
| 20                           | 3,650     | 19     | 5,615      | 4                                   | 2,650     | 3      | 10,125    | 0                            | 4     | 609 |
| 10                           | 605       | 9      | 910        | 5                                   | 850       | 6      | 950       | 2                            | 0     | 610 |
| 0                            | 0         | 1      | 14,000     | 0                                   | 0         | 0      | 0         | 0                            | 2     | 611 |
| 0                            | 0         | 1      | 5,000      | 5                                   | 4,700     | 3      | 2,300     | 1                            | 1     | 612 |
| 12                           | 1,550     | 14     | 2,950      | 26                                  | 3,240     | 21     | 3,660     | 0                            | 4     | 613 |
| 1                            | 220       | 1      | 100        | 0                                   | 0         | 1      | 400       | 0                            | 0     | 614 |
| 0                            | 0         | 2      | 300        | 1                                   | 500       | 9      | 16,350    | 0                            | 0     | 615 |
| 0                            | 0         | 1      | 500        | 22                                  | 5,926     | 36     | 6,745     | 0                            | 3     | 616 |
| 0                            | 0         | 4      | 1,075      | 7                                   | 515       | 10     | 7,483     | 0                            | 20    | 617 |
| 2                            | 450       | 2      | 300        | 6                                   | 23,450    | 14     | 9,175     | 0                            | 0     | 618 |
| 1                            | 44,610    | 15     | 1,500      | 33                                  | 31,450    | 30     | 16,500    | 2                            | 7     | 619 |
| 0                            | 0         | 0      | 0          | 0                                   | 0         | 0      | 0         | 0                            | 0     | 620 |
| 3                            | 650       | 0      | 0          | 2                                   | 400       | 0      | 0         | 0                            | 0     | 621 |
| 2                            | 450       | 4      | 1,100      | 4                                   | 3,100     | 7      | 17,300    | 0                            | 1     | 622 |

## Building Construction in 2,707 Cities Reporting to the Bureau

## MIDDLE ATLANTIC

| State and city             | Total construction |                |        |                | New residential buildings |                |        |                |
|----------------------------|--------------------|----------------|--------|----------------|---------------------------|----------------|--------|----------------|
|                            | 1943               |                | 1942   |                | 1943                      |                | 1942   |                |
|                            | Number             | Valuation      | Number | Valuation      | Number                    | Valuation      | Number | Valuation      |
| <b>Pennsylvania—Con.</b>   |                    | <i>Dollars</i> |        | <i>Dollars</i> |                           | <i>Dollars</i> |        | <i>Dollars</i> |
| 623 Swarthmore.....        | 11                 | 127,655        | 19     | 12,654         | 0                         | 0              | 0      | 0              |
| 624 Swissvale.....         | 70                 | 164,900        | 44     | 33,955         | 24                        | 144,000        | 3      | 16,000         |
| 625 Tamaqua.....           | 0                  | 0              | 0      | 0              | 0                         | 0              | 0      | 0              |
| 626 Pottsville.....        | 5                  | 187,600        | 3      | 6,700          | 0                         | 0              | 0      | 0              |
| 627 Telford.....           | 0                  | 0              | 0      | 0              | 0                         | 0              | 0      | 0              |
| 628 Topton.....            | 15                 | 2,510          | 27     | 8,800          | 0                         | 0              | 0      | 0              |
| 629 Towanda.....           | 4                  | 1,900          | 2      | 6,500          | 0                         | 0              | 1      | 3,500          |
| 630 Trafford.....          | 49                 | 159,500        | 17     | 657,925        | 33                        | 156,000        | 0      | 0              |
| 631 Tyrone.....            | 5                  | 820            | 6      | 7,910          | 0                         | 0              | 1      | 7,000          |
| 632 Union City.....        | 20                 | 9,000          | 9      | 5,525          | 2                         | 4,500          | 0      | 0              |
| 633 Uniontown.....         | 37                 | 18,285         | 65     | 66,623         | 0                         | 0              | 8      | 42,000         |
| 634 Upland.....            | 6                  | 2,520          | 9      | 3,250          | 0                         | 0              | 0      | 0              |
| 635 Upper Darby.....       | 405                | 1,265,600      | 1,164  | 4,317,970      | 295                       | 1,196,000      | 987    | 4,139,259      |
| 636 Vandergrift.....       | 5                  | 34,900         | 1      | 1,000          | 0                         | 0              | 0      | 0              |
| 637 Warren.....            | 24                 | 75,690         | 19     | 78,377         | 0                         | 0              | 3      | 10,000         |
| 638 Washington.....        | 6                  | 75,055         | 181    | 1,061,637      | 2                         | 1,000          | 179    | 817,289        |
| 639 Waynesboro.....        | 4                  | 1,700          | 11     | 37,750         | 2                         | 1,000          | 10     | 37,600         |
| 640 Waynesburg.....        | 9                  | 8,831          | 13     | 13,919         | 0                         | 0              | 0      | 0              |
| 641 Weatherly.....         | 19                 | 4,060          | 31     | 9,760          | 0                         | 0              | 0      | 0              |
| 642 Wellsboro.....         | 3                  | 3,900          | 37     | 24,150         | 0                         | 0              | 1      | 4,000          |
| 643 Wernersville.....      | 0                  | 0              | 0      | 0              | 0                         | 0              | 0      | 0              |
| 644 West Chester.....      | 25                 | 82,375         | 43     | 99,225         | 0                         | 0              | 1      | 6,500          |
| 645 West Conshohocken..... | 6                  | 860            | 9      | 2,760          | 0                         | 0              | 1      | 1,500          |
| 646 West Lawn.....         | 15                 | 4,623          | 29     | 7,600          | 0                         | 0              | 0      | 0              |
| 647 Westmont.....          | 19                 | 8,840          | 22     | 82,710         | 1                         | 750            | 10     | 74,500         |
| 648 West Newton.....       | 3                  | 1,600          | 8      | 9,050          | 0                         | 0              | 1      | 4,000          |
| 649 West Reading.....      | 56                 | 22,222         | 59     | 22,636         | 0                         | 0              | 1      | 5,000          |
| 650 West View.....         | 1                  | 740            | 25     | 40,542         | 0                         | 0              | 5      | 30,800         |
| 651 West York.....         | 43                 | 8,858          | 53     | 35,859         | 0                         | 0              | 6      | 23,000         |
| 652 *Wilkes-Barre.....     | 642                | 275,012        | 790    | 428,450        | 0                         | 0              | 2      | 9,100          |
| 653 Wilkesburg.....        | 67                 | 95,640         | 95     | 136,325        | 6                         | 25,080         | 12     | 74,500         |
| 654 Williamsport.....      | 352                | 143,406        | 874    | 313,802        | 1                         | 2,800          | 32     | 113,200        |
| 655 Wilmerding.....        | 3                  | 610            | 4      | 1,350          | 0                         | 0              | 0      | 0              |
| 656 Wilson.....            | 0                  | 0              | 5      | 10,400         | 0                         | 0              | 1      | 5,000          |
| 657 Windsor.....           | 0                  | 0              | 3      | 6,500          | 0                         | 0              | 1      | 4,000          |
| 658 Wormleysburg.....      | 1                  | 100            | 3      | 4,350          | 0                         | 0              | 1      | 4,000          |
| 659 Wyomissing.....        | 54                 | 6,800          | 65     | 54,369         | 0                         | 0              | 6      | 41,000         |
| 660 Wyomissing Hills.....  | 5                  | 1,000          | 7      | 4,365          | 0                         | 0              | 0      | 0              |
| 661 Yardley.....           | 12                 | 66,000         | 15     | 83,900         | 12                        | 66,000         | 15     | 83,900         |
| 662 Yeadon.....            | 126                | 239,905        | 99     | 140,675        | 72                        | 230,400        | 28     | 119,000        |
| 663 *York.....             | 848                | 381,733        | 1,310  | 1,798,057      | 50                        | 175,000        | 362    | 1,282,692      |
| 664 Youngwood.....         | 4                  | 8,250          | 12     | 53,000         | 4                         | 8,250          | 9      | 43,000         |

## EAST NORTH

|                          |               |                   |               |                    |              |                   |              |                   |
|--------------------------|---------------|-------------------|---------------|--------------------|--------------|-------------------|--------------|-------------------|
| Total (596 cities).....  | 128,072       | 366,833,724       | 149,241       | 594,946,100        | 41,513       | 172,881,103       | 40,821       | 185,715,410       |
| Percent of change.....   | -13.9         | -38.3             |               |                    | +2.0         | -6.9              |              |                   |
| <b>Illinois:</b> .....   | <b>24,730</b> | <b>99,009,508</b> | <b>28,308</b> | <b>161,989,084</b> | <b>5,450</b> | <b>28,960,133</b> | <b>7,700</b> | <b>38,882,545</b> |
| 1 Alton.....             | 273           | 140,448           | 364           | 861,214            | 0            | 0                 | 53           | 177,567           |
| 2 Antioch.....           | 17            | 13,300            | 20            | 9,800              | 0            | 0                 | 1            | 1,000             |
| 3 Arlington Heights..... | 31            | 15,312            | 55            | 249,600            | 0            | 0                 | 26           | 240,000           |
| 4 Assumption.....        | 74            | 9,875             | 10            | 8,400              | 0            | 0                 | 0            | 0                 |
| 5 Astoria.....           | 0             | 0                 | 0             | 0                  | 0            | 0                 | 0            | 0                 |
| 6 Athens.....            | 0             | 0                 | 0             | 0                  | 0            | 0                 | 0            | 0                 |
| 7 *Aurora.....           | 503           | 331,761           | 622           | 607,580            | 2            | 5,200             | 17           | 66,400            |
| 8 Barrington.....        | 15            | 10,674            | 35            | 30,160             | 0            | 0                 | 0            | 0                 |
| 9 Batavia.....           | 30            | 8,168             | 53            | 33,276             | 1            | 1,200             | 6            | 15,000            |
| 10 Bellwood.....         | 205           | 1,103,700         | 55            | 302,120            | 174          | 986,000           | 20           | 120,000           |

\*In sample of 257 cities. See text and tables, pp. 15 to 21.

## of Labor Statistics, by City, 1942 and 1943—Continued

STATES—Continued

| New nonresidential buildings |                |        |                | Additions, alterations, and repairs |                |        |                | Number of new dwelling units |       |
|------------------------------|----------------|--------|----------------|-------------------------------------|----------------|--------|----------------|------------------------------|-------|
| 1943                         |                | 1942   |                | 1943                                |                | 1942   |                | 1943                         | 1942  |
| Number                       | Valuation      | Number | Valuation      | Number                              | Valuation      | Number | Valuation      |                              |       |
|                              | <i>Dollars</i> |        | <i>Dollars</i> |                                     | <i>Dollars</i> |        | <i>Dollars</i> |                              |       |
| 0                            | 0              | 0      | 0              | 11                                  | 127,655        | 19     | 12,654         | 0                            | 623   |
| 12                           | 5,075          | 7      | 5,875          | 34                                  | 15,825         | 34     | 12,080         | 49                           | 3     |
| 0                            | 0              | 0      | 0              | 0                                   | 0              | 0      | 0              | 0                            | 625   |
| 2                            | 184,600        | 0      | 0              | 3                                   | 3,000          | 3      | 6,700          | 0                            | 626   |
| 0                            | 0              | 0      | 0              | 0                                   | 0              | 0      | 0              | 0                            | 627   |
| 1                            | 50             | 4      | 800            | 14                                  | 2,430          | 23     | 8,000          | 0                            | 628   |
| 3                            | 900            | 0      | 0              | 1                                   | 1,000          | 1      | 3,000          | 0                            | 629   |
| 1                            | 200            | 2      | 800            | 9                                   | 3,300          | 15     | 657,125        | 39                           | 0     |
| 2                            | 500            | 2      | 500            | 3                                   | 320            | 3      | 410            | 0                            | 630   |
| 8                            | 1,420          | 4      | 475            | 10                                  | 3,080          | 5      | 5,050          | 2                            | 631   |
|                              |                |        |                |                                     |                |        |                |                              | 632   |
| 13                           | 4,010          | 18     | 7,200          | 24                                  | 14,275         | 39     | 17,423         | 0                            | 633   |
| 2                            | 900            | 1      | 175            | 4                                   | 1,620          | 8      | 3,075          | 0                            | 634   |
| 23                           | 23,000         | 22     | 22,297         | 87                                  | 46,600         | 155    | 156,414        | 3C1                          | 1,311 |
| 1                            | 400            | 1      | 100            | 4                                   | 34,500         | 0      | 0              | 0                            | 635   |
| 4                            | 9,300          | 3      | 44,500         | 20                                  | 66,390         | 13     | 23,877         | 0                            | 636   |
|                              |                |        |                |                                     |                |        |                |                              | 637   |
| 4                            | 74,055         | 15     | 233,890        | 0                                   | 0              | 37     | 10,458         | 2                            | 638   |
| 1                            | 300            | 1      | 150            | 1                                   | 400            | 0      | 0              | 2                            | 10    |
| 3                            | 6,525          | 2      | 788            | 6                                   | 2,306          | 11     | 13,131         | 0                            | 639   |
| 3                            | 130            | 3      | 950            | 10                                  | 3,930          | 23     | 8,810          | 0                            | 640   |
| 0                            | 0              | 8      | 5,500          | 3                                   | 3,900          | 28     | 14,650         | 0                            | 641   |
|                              |                |        |                |                                     |                |        |                |                              | 642   |
| 0                            | 0              | 0      | 0              | 0                                   | 0              | 0      | 0              | 0                            | 643   |
| 1                            | 50,000         | 5      | 54,650         | 24                                  | 32,375         | 37     | 38,075         | 0                            | 1     |
| 4                            | 660            | 7      | 1,200          | 2                                   | 200            | 1      | 60             | 0                            | 644   |
|                              |                |        |                |                                     |                |        |                |                              | 645   |
| 1                            | 75             | 0      | 0              | 14                                  | 4,553          | 29     | 7,600          | 0                            | 0     |
| 10                           | 1,420          | 4      | 1,510          | 8                                   | 6,670          | 8      | 6,700          | 1                            | 10    |
|                              |                |        |                |                                     |                |        |                |                              | 646   |
| 2                            | 600            | 4      | 950            | 1                                   | 1,000          | 3      | 4,100          | 0                            | 1     |
| 3                            | 4,000          | 1      | 400            | 53                                  | 18,222         | 57     | 17,236         | 0                            | 647   |
| 0                            | 0              | 5      | 2,245          | 1                                   | 740            | 15     | 7,497          | 0                            | 8     |
| 2                            | 110            | 9      | 1,960          | 41                                  | 8,748          | 33     | 10,899         | 0                            | 6     |
| 23                           | 29,299         | 46     | 179,858        | 619                                 | 245,773        | 742    | 239,492        | 0                            | 2     |
|                              |                |        |                |                                     |                |        |                |                              | 651   |
| 3                            | 1,100          | 17     | 13,285         | 58                                  | 69,460         | 66     | 48,540         | 9                            | 13    |
| 49                           | 18,422         | 71     | 53,295         | 782                                 | 122,184        | 771    | 147,307        | 1                            | 33    |
| 0                            | 0              | 2      | 900            | 3                                   | 610            | 2      | 450            | 0                            | 0     |
| 0                            | 0              | 1      | 700            | 0                                   | 0              | 3      | 4,700          | 0                            | 1     |
| 0                            | 0              | 0      | 0              | 0                                   | 0              | 2      | 2,500          | 0                            | 1     |
|                              |                |        |                |                                     |                |        |                |                              | 655   |
| 0                            | 0              | 1      | 150            | 1                                   | 100            | 1      | 200            | 0                            | 1     |
| 0                            | 0              | 1      | 3,500          | 54                                  | 6,800          | 58     | 9,869          | 0                            | 6     |
| 0                            | 0              | 0      | 0              | 5                                   | 1,000          | 7      | 4,365          | 0                            | 0     |
| 0                            | 0              | 0      | 0              | 0                                   | 0              | 0      | 0              | 12                           | 15    |
| 0                            | 0              | 1      | 7,000          | 54                                  | 9,505          | 70     | 14,675         | 72                           | 28    |
| 39                           | 19,795         | 44     | 101,166        | 759                                 | 186,938        | 904    | 414,199        | 50                           | 365   |
| 0                            | 0              | 0      | 0              | 0                                   | 0              | 3      | 10,000         | 4                            | 17    |
|                              |                |        |                |                                     |                |        |                |                              | 663   |
|                              |                |        |                |                                     |                |        |                |                              | 664   |

## CENTRAL STATES

| 18,181 | 143,697,608 | 31,379 | 347,729,043 | 68,378 | 50,255,013 | 77,041 | 61,501,647 | 45,151 | 45,026 |
|--------|-------------|--------|-------------|--------|------------|--------|------------|--------|--------|
| -41.9  | -58.7       |        |             | -10.9  | -18.3      |        |            | +3     |        |
| 4,108  | 58,683,349  | 5,283  | 169,437,046 | 15,173 | 11,365,826 | 15,325 | 13,669,493 | 5,047  | 8,694  |
| 21     | 5,910       | 36     | 255,568     | 252    | 134,538    | 275    | 428,079    | 0      | 52     |
| 2      | 5,400       | 2      | 700         | 15     | 7,900      | 17     | 8,100      | 0      | 1      |
| 10     | 10,120      | 15     | 5,150       | 21     | 5,192      | 14     | 4,450      | 0      | 26     |
| 57     | 5,550       | 1      | 2,000       | 17     | 4,325      | 9      | 6,400      | 0      | 4      |
| 0      | 0           | 0      | 0           | 0      | 0          | 0      | 0          | 0      | 5      |
| 0      | 0           | 0      | 0           | 0      | 0          | 0      | 0          | 0      | 6      |
| 70     | 174,733     | 92     | 196,276     | 431    | 151,828    | 513    | 344,904    | 2      | 17     |
| 2      | 700         | 10     | 3,015       | 13     | 9,974      | 25     | 27,145     | 0      | 8      |
| 16     | 4,470       | 31     | 10,201      | 13     | 2,498      | 16     | 8,075      | 1      | 6      |
| 23     | 65,600      | 27     | 100,330     | 8      | 52,100     | 8      | 81,790     | 174    | 20     |
|        |             |        |             |        |            |        |            |        | 10     |

## Building Construction in 2,707 Cities Reporting to the

EAST NORTH

| State and city          | Total construction |                |        |                | New residential buildings |                |        |                |
|-------------------------|--------------------|----------------|--------|----------------|---------------------------|----------------|--------|----------------|
|                         | 1943               |                | 1942   |                | 1943                      |                | 1942   |                |
|                         | Number             | Valuation      | Number | Valuation      | Number                    | Valuation      | Number | Valuation      |
| <b>Illinois—Con.</b>    |                    |                |        |                |                           |                |        |                |
|                         |                    | <i>Dollars</i> |        | <i>Dollars</i> |                           | <i>Dollars</i> |        | <i>Dollars</i> |
| 11 Bensenville.....     | 17                 | 9,215          | 23     | 69,990         | 0                         | 0              | 12     | 57,300         |
| 12 Berkeley.....        | 7                  | 4,050          | 24     | 7,770          | 0                         | 0              | 0      | 0              |
| 13 Berwyn.....          | 112                | 241,681        | 159    | 442,743        | 24                        | 193,000        | 46     | 377,600        |
| 14 *Bloomington.....    | 45                 | 27,876         | 40     | 55,632         | 0                         | 0              | 2      | 12,881         |
| 15 Blue Island.....     | 299                | 216,316        | 383    | 132,053        | 5                         | 25,000         | 8      | 36,900         |
| 16 Bradley.....         | 19                 | 18,300         | 26     | 38,035         | 7                         | 10,750         | 16     | 35,450         |
| 17 Broadview.....       | 198                | 654,504        | 310    | 1,121,525      | 132                       | 630,000        | 216    | 1,065,033      |
| 18 Brookfield.....      | 206                | 873,587        | 131    | 180,225        | 130                       | 850,000        | 26     | 144,000        |
| 19 Buckner.....         | 6                  | 985            | 4      | 1,040          | 0                         | 0              | 2      | 900            |
| 20 Cairo.....           | 5                  | 7,802          | 11     | 9,093          | 1                         | 2,500          | 0      | 0              |
| 21 Calumet City.....    | 102                | 194,441        | 143    | 178,025        | 21                        | 166,500        | 64     | 138,795        |
| 22 Cambridge.....       | 0                  | 0              | 0      | 0              | 0                         | 0              | 0      | 0              |
| 23 Camp Point.....      | 0                  | 0              | 0      | 0              | 0                         | 0              | 0      | 0              |
| 24 Canton.....          | 105                | 13,639         | 119    | 27,882         | 0                         | 0              | 5      | 3,750          |
| 25 Carbondale.....      | 14                 | 55,575         | 80     | 271,885        | 2                         | 1,150          | 48     | 186,800        |
| 26 Carlyle.....         | 3                  | 510            | 7      | 17,150         | 0                         | 0              | 2      | 6,000          |
| 27 Carpentersville..... | 9                  | 4,650          | 0      | 0              | 0                         | 0              | 0      | 0              |
| 28 Centralia.....       | 0                  | 0              | 1      | 2,100          | 0                         | 0              | 0      | 0              |
| 29 Champaign.....       | 63                 | 70,558         | 91     | 93,790         | 0                         | 0              | 15     | 62,300         |
| 30 *Chicago.....        | 6,287              | 74,434,298     | 7,079  | 98,289,672     | 3,209                     | 17,679,160     | 3,154  | 17,661,360     |
| 31 Chicago Heights..... | 150                | 230,405        | 133    | 399,980        | 20                        | 100,000        | 61     | 288,000        |
| 32 Christopher.....     | 12                 | 2,075          | 15     | 7,400          | 0                         | 0              | 2      | 800            |
| 33 *Cicero.....         | 310                | 1,446,785      | 264    | 2,778,031      | 172                       | 978,600        | 63     | 467,920        |
| 34 Clarendon Hills..... | 11                 | 2,577          | 22     | 33,861         | 0                         | 0              | 4      | 26,288         |
| 35 Coulterville.....    | 0                  | 0              | 0      | 0              | 0                         | 0              | 0      | 0              |
| 36 Crete.....           | 35                 | 8,000          | 41     | 54,134         | 0                         | 0              | 4      | 33,500         |
| 37 Crystal Lake.....    | 39                 | 19,915         | 44     | 52,638         | 0                         | 0              | 5      | 25,250         |
| 38 *Danville.....       | 56                 | 96,054         | 50     | 142,975        | 0                         | 0              | 0      | 0              |
| 39 *Decatur.....        | 292                | 929,467        | 387    | 1,021,634      | 105                       | 382,400        | 186    | 669,150        |
| 40 Deerfield.....       | 24                 | 8,380          | 23     | 44,172         | 0                         | 0              | 4      | 24,000         |
| 41 DeKalb.....          | 16                 | 41,625         | 30     | 46,519         | 7                         | 40,000         | 3      | 15,000         |
| 42 Delavan.....         | 0                  | 0              | 1      | 1,100          | 0                         | 0              | 0      | 0              |
| 43 Des Plaines.....     | 589                | 1,701,371      | 184    | 215,315        | 332                       | 1,567,600      | 27     | 147,750        |
| 44 Divernon.....        | 0                  | 0              | 0      | 0              | 0                         | 0              | 0      | 0              |
| 45 Dolton.....          | 73                 | 89,781         | 77     | 126,930        | 17                        | 75,000         | 31     | 114,000        |
| 46 Downers Grove.....   | 87                 | 34,980         | 134    | 117,037        | 2                         | 10,000         | 15     | 78,300         |
| 47 DuQuoin.....         | 73                 | 18,675         | 38     | 25,700         | 0                         | 0              | 3      | 9,950          |
| 48 Dwight.....          | 1                  | 300            | 10     | 8,464          | 0                         | 0              | 1      | 5,000          |
| 49 East Moline.....     | 413                | 142,246        | 446    | 657,939        | 1                         | 200            | 23     | 90,200         |
| 50 East Peoria.....     | 30                 | 191,305        | 113    | 385,187        | 1                         | 2,500          | 5      | 6,380          |
| 51 *East St. Louis..... | 408                | 682,293        | 314    | 420,161        | 2                         | 7,000          | 75     | 235,300        |
| 52 Edwardsville.....    | 3                  | 1,950          | 21     | 77,247         | 0                         | 0              | 13     | 72,500         |
| 53 *Elgin.....          | 313                | 114,368        | 370    | 251,459        | 0                         | 0              | 15     | 80,350         |
| 54 Elmhurst.....        | 77                 | 172,633        | 93     | 403,075        | 25                        | 135,000        | 54     | 365,800        |
| 55 Elmwood Park.....    | 120                | 44,007         | 370    | 862,902        | 0                         | 0              | 152    | 784,351        |
| 56 *Evanston.....       | 171                | 129,743        | 251    | 535,005        | 0                         | 0              | 26     | 292,500        |
| 57 Evergreen Park.....  | 64                 | 231,200        | 74     | 506,000        | 48                        | 228,000        | 72     | 423,500        |
| 58 Fairfield.....       | 2                  | 1,400          | 6      | 7,400          | 0                         | 0              | 3      | 5,000          |
| 59 Forest Park.....     | 172                | 42,010         | 141    | 14,495,426     | 0                         | 0              | 3      | 21,000         |
| 60 Franklin Park.....   | 132                | 481,925        | 136    | 494,850        | 71                        | 379,500        | 104    | 481,800        |
| 61 Freeport.....        | 35                 | 63,160         | 75     | 84,560         | 0                         | 0              | 5      | 6,700          |
| 62 Galesburg.....       | 96                 | 70,025         | 99     | 302,550        | 2                         | 6,000          | 12     | 37,900         |
| 63 Geneva.....          | 34                 | 20,875         | 37     | 68,317         | 0                         | 0              | 2      | 3,400          |
| 64 Genoa.....           | 6                  | 18,000         | 7      | 10,525         | 6                         | 18,000         | 0      | 0              |
| 65 Glen Carbon.....     | 0                  | 0              | 0      | 0              | 0                         | 0              | 0      | 0              |
| 66 Glencoe.....         | 24                 | 7,081          | 46     | 181,909        | 0                         | 0              | 12     | 146,000        |
| 67 Glen Ellyn.....      | 31                 | 11,427         | 38     | 45,832         | 0                         | 0              | 5      | 32,200         |
| 68 Glenview.....        | 8                  | 34,615         | 61     | 377,975        | 0                         | 0              | 33     | 286,800        |
| 69 Granite City.....    | 54                 | 3,128,817      | 205    | 6,251,240      | 41                        | 162,275        | 193    | 722,740        |
| 70 Greenfield.....      | 0                  | 0              | 0      | 0              | 0                         | 0              | 0      | 0              |

\*In sample of 257 cities. See text and tables, pp. 15 to 21.

\*Includes 11 months only in 1942.

## Bureau of Labor Statistics, by City, 1942 and 1943—Continued

## CENTRAL STATES—Continued

| New nonresidential buildings |            |        |            | Additions, alterations, and repairs |           |        |           | Number of new dwelling units |       |
|------------------------------|------------|--------|------------|-------------------------------------|-----------|--------|-----------|------------------------------|-------|
| 1943                         |            | 1942   |            | 1943                                |           | 1942   |           | 1943                         | 1942  |
| Number                       | Valuation  | Number | Valuation  | Number                              | Valuation | Number | Valuation |                              |       |
|                              | Dollars    |        | Dollars    |                                     | Dollars   |        | Dollars   |                              |       |
| 14                           | 5,615      | 8      | 11,510     | 3                                   | 3,600     | 3      | 1,150     | 0                            | 12    |
| 4                            | 1,350      | 19     | 5,920      | 3                                   | 2,700     | 5      | 1,850     | 0                            | 0     |
| 30                           | 5,379      | 62     | 21,948     | 58                                  | 43,302    | 51     | 43,795    | 42                           | 62    |
| 33                           | 12,038     | 21     | 4,685      | 12                                  | 15,838    | 17     | 38,166    | 0                            | 3     |
| 33                           | 105,417    | 40     | 11,490     | 261                                 | 85,899    | 335    | 83,663    | 5                            | 8     |
| 7                            | 3,900      | 10     | 2,585      | 5                                   | 3,650     | 0      | 0         | 7                            | 16    |
| 55                           | 11,704     | 84     | 52,896     | 11                                  | 12,800    | 10     | 3,596     | 132                          | 216   |
| 31                           | 13,507     | 50     | 11,650     | 45                                  | 10,080    | 55     | 24,575    | 180                          | 28    |
| 1                            | 100        | 0      | 0          | 5                                   | 885       | 2      | 140       | 0                            | 2     |
| 3                            | 800        | 9      | 1,900      | 1                                   | 4,502     | 2      | 7,193     | 1                            | 0     |
| 14                           | 3,541      | 5      | 1,363      | 67                                  | 24,400    | 74     | 37,867    | 34                           | 65    |
| 0                            | 0          | 0      | 0          | 0                                   | 0         | 0      | 0         | 0                            | 22    |
| 0                            | 0          | 0      | 0          | 0                                   | 0         | 0      | 0         | 0                            | 23    |
| 20                           | 2,280      | 25     | 4,556      | 85                                  | 11,359    | 89     | 19,576    | 0                            | 5     |
| 3                            | 45,350     | 11     | 70,630     | 9                                   | 9,075     | 21     | 14,455    | 2                            | 65    |
| 1                            | 150        | 1      | 6,500      | 2                                   | 360       | 4      | 4,650     | 0                            | 2     |
| 4                            | 1,000      | 0      | 0          | 5                                   | 3,650     | 0      | 0         | 0                            | 27    |
| 0                            | 0          | 0      | 0          | 0                                   | 0         | 1      | 2,100     | 0                            | 28    |
| 4                            | 650        | 2      | 4,175      | 59                                  | 69,908    | 74     | 27,315    | 0                            | 15    |
| 1,159                        | 51,083,686 | 1,762  | 74,523,000 | 1,919                               | 5,671,452 | 2,163  | 6,105,312 | 2,565                        | 3,870 |
| 22                           | 77,950     | 20     | 49,680     | 108                                 | 52,455    | 52     | 62,300    | 20                           | 61    |
| 5                            | 625        | 4      | 1,200      | 7                                   | 1,450     | 9      | 5,400     | 0                            | 2     |
| 50                           | 88,800     | 86     | 2,229,940  | 88                                  | 379,385   | 115    | 80,171    | 197                          | 98    |
| 7                            | 1,717      | 6      | 1,545      | 4                                   | 860       | 12     | 6,023     | 0                            | 4     |
| 0                            | 0          | 0      | 0          | 0                                   | 0         | 0      | 0         | 0                            | 35    |
| 12                           | 2,678      | 7      | 2,398      | 23                                  | 5,322     | 30     | 13,236    | 0                            | 4     |
| 3                            | 520        | 9      | 3,500      | 36                                  | 19,395    | 30     | 23,888    | 0                            | 5     |
| 25                           | 39,070     | 1      | 800        | 31                                  | 56,984    | 49     | 142,175   | 0                            | 38    |
| 71                           | 494,391    | 94     | 275,231    | 116                                 | 52,676    | 107    | 77,263    | 129                          | 187   |
| 16                           | 4,405      | 11     | 14,672     | 8                                   | 3,975     | 8      | 5,500     | 0                            | 4     |
| 5                            | 850        | 9      | 3,425      | 4                                   | 775       | 18     | 28,094    | 11                           | 3     |
| 0                            | 0          | 0      | 0          | 0                                   | 0         | 1      | 1,100     | 0                            | 42    |
| 88                           | 16,785     | 36     | 10,720     | 199                                 | 116,986   | 121    | 56,845    | 332                          | 28    |
| 0                            | 0          | 0      | 0          | 0                                   | 0         | 0      | 0         | 0                            | 44    |
| 18                           | 4,600      | 13     | 2,820      | 38                                  | 10,181    | 33     | 10,110    | 17                           | 31    |
| 34                           | 9,068      | 26     | 5,612      | 51                                  | 15,912    | 93     | 33,125    | 2                            | 15    |
| 2                            | 225        | 13     | 5,150      | 71                                  | 18,450    | 22     | 10,600    | 0                            | 3     |
| 1                            | 300        | 7      | 2,300      | 0                                   | 0         | 2      | 1,164     | 0                            | 1     |
| 21                           | 56,387     | 48     | 496,616    | 391                                 | 85,659    | 375    | 71,123    | 1                            | 23    |
| 14                           | 147,715    | 36     | 338,280    | 15                                  | 41,090    | 72     | 40,527    | 1                            | 5     |
| 35                           | 452,275    | 41     | 32,725     | 371                                 | 223,018   | 198    | 152,136   | 2                            | 78    |
| 3                            | 1,950      | 2      | 440        | 0                                   | 0         | 6      | 4,307     | 0                            | 13    |
| 36                           | 12,423     | 54     | 49,257     | 277                                 | 101,945   | 301    | 121,852   | 0                            | 18    |
| 34                           | 30,303     | 28     | 7,465      | 18                                  | 7,330     | 11     | 29,810    | 25                           | 54    |
| 62                           | 19,355     | 123    | 46,413     | 58                                  | 24,652    | 95     | 32,138    | 0                            | 152   |
| 70                           | 29,998     | 77     | 62,480     | 101                                 | 99,745    | 148    | 180,025   | 0                            | 35    |
| 16                           | 3,200      | 1      | 80,000     | 0                                   | 0         | 1      | 2,500     | 48                           | 82    |
| 1                            | 500        | 3      | 2,400      | 1                                   | 900       | 0      | 0         | 0                            | 3     |
| 1                            | 500        | 1      | 14,415,382 | 171                                 | 42,410    | 137    | 59,044    | 0                            | 5     |
| 58                           | 46,425     | 26     | 7,750      | 3                                   | 56,000    | 6      | 5,300     | 84                           | 118   |
| 13                           | 7,225      | 24     | 26,850     | 22                                  | 55,935    | 46     | 51,010    | 0                            | 5     |
| 77                           | 60,675     | 48     | 17,700     | 17                                  | 3,350     | 39     | 246,950   | 2                            | 12    |
| 13                           | 2,140      | 12     | 36,299     | 21                                  | 18,735    | 23     | 28,618    | 0                            | 2     |
| 0                            | 0          | 2      | 4,000      | 0                                   | 0         | 5      | 6,525     | 6                            | 0     |
| 0                            | 0          | 0      | 0          | 0                                   | 0         | 0      | 0         | 0                            | 65    |
| 8                            | 1,100      | 9      | 12,939     | 16                                  | 5,981     | 25     | 25,970    | 0                            | 12    |
| 12                           | 3,005      | 17     | 6,177      | 19                                  | 8,422     | 16     | 7,455     | 0                            | 5     |
| 7                            | 31,615     | 19     | 78,715     | 1                                   | 3,000     | 9      | 12,460    | 0                            | 33    |
| 12                           | 2,955,220  | 7      | 5,513,200  | 1                                   | 11,322    | 5      | 15,300    | 41                           | 189   |
| 0                            | 0          | 0      | 0          | 0                                   | 0         | 0      | 0         | 0                            | 70    |

## Building Construction in 2,707 Cities Reporting to the

EAST NORTH

| State and city         | Total construction |                |        |                | New residential buildings |                |        |                |
|------------------------|--------------------|----------------|--------|----------------|---------------------------|----------------|--------|----------------|
|                        | 1943               |                | 1942   |                | 1943                      |                | 1942   |                |
|                        | Number             | Valuation      | Number | Valuation      | Number                    | Valuation      | Number | Valuation      |
| <b>Illinois—Con.</b>   |                    | <i>Dollars</i> |        | <i>Dollars</i> |                           | <i>Dollars</i> |        | <i>Dollars</i> |
| 71 Greenville.....     | 9                  | 18,650         | 17     | 17,050         | 0                         | 0              | 1      | 1,500          |
| 72 Griggsville.....    | 1                  | 250            | 0      | 0              | 0                         | 0              | 0      | 0              |
| 73 Gurnee.....         | 12                 | 8,250          | 24     | 33,200         | 0                         | 0              | 9      | 28,300         |
| 74 Hamilton.....       | 0                  | 0              | 0      | 0              | 0                         | 0              | 0      | 0              |
| 75 Hanover.....        | 0                  | 0              | 1      | 6,833          | 0                         | 0              | 0      | 0              |
| 76 Harvey.....         | 347                | 973,217        | 455    | 3,624,303      | 35                        | 125,000        | 102    | 344,040        |
| 77 Hazel Crest.....    | 14                 | 2,100          | 17     | 19,320         | 0                         | 0              | 3      | 15,000         |
| 78 Highland Park.....  | 68                 | 26,992         | 79     | 169,842        | 0                         | 0              | 13     | 124,637        |
| 79 Highwood.....       | 20                 | 55,914         | 16     | 39,750         | 1                         | 4,500          | 3      | 17,100         |
| 80 Hillside.....       | 15                 | 6,100          | 40     | 104,075        | 0                         | 0              | 23     | 95,800         |
| 81 Hinsdale.....       | 20                 | 8,677          | 51     | 76,326         | 0                         | 0              | 3      | 29,300         |
| 82 Homewood.....       | 78                 | 35,277         | 94     | 80,908         | 0                         | 0              | 9      | 54,390         |
| 83 Hurst.....          | 0                  | 0              | 0      | 0              | 0                         | 0              | 0      | 0              |
| 84 Itasca.....         | 10                 | 3,900          | 12     | 34,400         | 0                         | 0              | 5      | 29,400         |
| 85 Joliet.....         | 579                | 225,380        | 603    | 1,306,166      | 1                         | 3,000          | 34     | 188,800        |
| 86 Kankakee.....       | 135                | 56,122         | 153    | 229,033        | 1                         | 190            | 15     | 65,950         |
| 87 Kenilworth.....     | 11                 | 2,745          | 15     | 8,470          | 0                         | 0              | 0      | 0              |
| 88 La Grange.....      | 67                 | 122,145        | 110    | 305,846        | 16                        | 80,000         | 50     | 271,600        |
| 89 La Grange Park..... | 3                  | 9,400          | 5      | 40,500         | 0                         | 0              | 4      | 40,000         |
| 90 Lake Bluff.....     | 38                 | 32,186         | 35     | 28,255         | 5                         | 22,400         | 3      | 17,000         |
| 91 Lake Forest.....    | 83                 | 52,373         | 96     | 243,475        | 1                         | 4,000          | 6      | 134,337        |
| 92 Lansing.....        | 171                | 392,117        | 283    | 979,702        | 72                        | 352,400        | 216    | 948,000        |
| 93 Lawrenceville.....  | 0                  | 0              | 26     | 96,000         | 0                         | 0              | 26     | 96,000         |
| 94 Lebanon.....        | 2                  | 1,100          | 7      | 8,000          | 0                         | 0              | 1      | 3,500          |
| 95 Lena.....           | 1                  | 1,500          | 7      | 13,800         | 0                         | 0              | 1      | 4,000          |
| 96 Libertyville.....   | 78                 | 111,860        | 98     | 88,875         | 16                        | 80,000         | 13     | 53,700         |
| 97 Lincolnwood.....    | 23                 | 155,700        | 48     | 237,980        | 0                         | 0              | 27     | 215,500        |
| 98 Lombard.....        | 38                 | 14,077         | 63     | 72,519         | 0                         | 0              | 9      | 57,516         |
| 99 Lyons.....          | 109                | 370,380        | 81     | 42,455         | 51                        | 349,200        | 4      | 18,250         |
| 100 Marengo.....       | 7                  | 6,050          | 11     | 17,050         | 0                         | 0              | 4      | 14,300         |
| 101 Marion.....        | 4                  | 3,400          | 218    | 764,826        | 3                         | 2,400          | 217    | 699,826        |
| 102 Mascoutah.....     | 36                 | 9,213          | 30     | 5,535          | 0                         | 0              | 0      | 0              |
| 103 Matteson.....      | 5                  | 7,300          | 7      | 36,600         | 1                         | 3,000          | 5      | 34,500         |
| 104 Maywood.....       | 273                | 106,947        | 335    | 222,382        | 1                         | 5,500          | 17     | 117,800        |
| 105 Melrose Park.....  | 400                | 946,900        | 251    | 221,073        | 126                       | 600,000        | 19     | 111,900        |
| 106 Midlothian.....    | 76                 | 17,307         | 56     | 15,723         | 0                         | 0              | 0      | 0              |
| 107 Mokena.....        | 2                  | 3,200          | 4      | 1,130          | 0                         | 0              | 0      | 0              |
| 108 *Moline.....       | 1,933              | 325,255        | 2,127  | 867,220        | 0                         | 0              | 32     | 154,861        |
| 109 Monticello.....    | 0                  | 0              | 0      | 0              | 0                         | 0              | 0      | 0              |
| 110 Morton Grove.....  | 3                  | 13,500         | 4      | 23,200         | 3                         | 13,500         | 4      | 23,200         |
| 111 Mound City.....    | 6                  | 1,385          | 3      | 982            | 3                         | 1,000          | 1      | 357            |
| 112 Mounds.....        | 0                  | 0              | 4      | 1,120          | 0                         | 0              | 1      | 420            |
| 113 Mount Olive.....   | 41                 | 6,410          | 38     | 9,550          | 0                         | 0              | 0      | 0              |
| 114 Mount Pulaski..... | 1                  | 300            | 5      | 4,000          | 0                         | 0              | 1      | 500            |
| 115 Mundelein.....     | 75                 | 290,825        | 46     | 174,999        | 64                        | 288,900        | 35     | 172,000        |
| 116 Murphysboro.....   | 0                  | 0              | 3      | 3,950          | 0                         | 0              | 1      | 500            |
| 117 Naperville.....    | 67                 | 14,617         | 72     | 40,067         | 1                         | 1,400          | 3      | 16,700         |
| 118 New Athens.....    | 2                  | 1,300          | 3      | 3,910          | 0                         | 0              | 1      | 3,000          |
| 119 Niles.....         | 41                 | 22,946         | 28     | 33,468         | 0                         | 0              | 5      | 22,900         |
| 120 Nokomis.....       | 2                  | 1,100          | 0      | 0              | 0                         | 0              | 0      | 0              |
| 121 Normal.....        | 14                 | 11,105         | 31     | 55,273         | 0                         | 0              | 3      | 15,400         |
| 122 North Aurora.....  | 1                  | 200            | 8      | 2,760          | 0                         | 0              | 1      | 300            |
| 123 Northbrook.....    | 21                 | 4,766          | 23     | 96,095         | 0                         | 0              | 12     | 93,000         |
| 124 North Chicago..... | 133                | 537,696        | 88     | 2,708,493      | 0                         | 0              | 2      | 9,800          |
| 125 Oak Lawn.....      | 38                 | 11,129         | 96     | 265,664        | 0                         | 0              | 46     | 232,900        |
| 126 *Oak Park.....     | 208                | 152,035        | 195    | 194,305        | 14                        | 67,200         | 9      | 50,000         |
| 127 Odin.....          | 0                  | 0              | 0      | 0              | 0                         | 0              | 0      | 0              |
| 128 Ottawa.....        | 9                  | 170,995        | 6      | 23,500         | 2                         | 7,000          | 4      | 19,500         |
| 129 Palatine.....      | 3                  | 1,250          | 11     | 16,150         | 0                         | 0              | 1      | 8,700          |
| 130 Park Ridge.....    | 322                | 753,293        | 199    | 340,305        | 126                       | 695,200        | 51     | 289,430        |

\* In sample of 257 cities. See text and tables, pp. 15 to 21.

## Bureau of Labor Statistics, by City, 1942 and 1943—Continued

## CENTRAL STATES—Continued

| New nonresidential buildings |           |        |           | Additions, alterations, and repairs |           |        |           | Number of new dwelling units |      |     |
|------------------------------|-----------|--------|-----------|-------------------------------------|-----------|--------|-----------|------------------------------|------|-----|
| 1943                         |           | 1942   |           | 1943                                |           | 1942   |           | 1943                         | 1942 |     |
| Number                       | Valuation | Number | Valuation | Number                              | Valuation | Number | Valuation |                              |      |     |
|                              | Dollars   |        | Dollars   |                                     | Dollars   |        | Dollars   |                              |      |     |
| 8                            | 17,900    | 15     | 14,550    | 1                                   | 750       | 1      | 1,000     | 0                            | 1    | 71  |
| 0                            |           | 0      | 0         | 1                                   | 250       | 0      | 0         | 0                            | 0    | 72  |
| 4                            | 1,150     | 9      | 2,600     | 8                                   | 7,100     | 6      | 2,300     | 0                            | 9    | 73  |
| 0                            |           | 0      | 0         | 0                                   | 0         | 0      | 0         | 0                            | 0    | 74  |
| 0                            | 0         | 1      | 6,833     | 0                                   | 0         | 0      | 0         | 0                            | 0    | 75  |
| 60                           | 762,048   | 63     | 2,835,934 | 252                                 | 86,169    | 290    | 444,329   | 35                           | 102  | 76  |
| 11                           | 1,600     | 3      | 600       | 3                                   | 500       | 11     | 3,720     | 0                            | 3    | 77  |
| 26                           | 3,474     | 27     | 23,214    | 42                                  | 23,518    | 39     | 22,091    | 0                            | 13   | 78  |
| 3                            | 46,700    | 5      | 18,400    | 16                                  | 4,714     | 8      | 4,250     | 1                            | 3    | 79  |
| 13                           | 4,100     | 6      | 2,830     | 2                                   | 2,000     | 11     | 5,445     | 0                            | 23   | 80  |
| 11                           | 3,665     | 22     | 7,098     | 9                                   | 5,012     | 26     | 39,928    | 0                            | 3    | 81  |
| 18                           | 6,041     | 11     | 2,840     | 60                                  | 29,236    | 74     | 23,678    | 0                            | 9    | 82  |
| 0                            | 0         | 0      | 0         | 0                                   | 0         | 0      | 0         | 0                            | 0    | 83  |
| 6                            | 1,050     | 0      | 0         | 4                                   | 2,850     | 7      | 5,000     | 0                            | 5    | 84  |
| 26                           | 9,750     | 56     | 818,619   | 552                                 | 212,630   | 513    | 298,747   | 1                            | 34   | 85  |
| 17                           | 7,359     | 38     | 50,039    | 117                                 | 48,573    | 100    | 118,094   | 1                            | 15   | 86  |
| 1                            | 195       | 1      | 500       | 10                                  | 2,550     | 14     | 7,970     | 0                            | 0    | 87  |
| 18                           | 3,969     | 26     | 8,341     | 33                                  | 38,176    | 34     | 25,905    | 16                           | 49   | 88  |
| 0                            | 0         | 1      | 500       | 3                                   | 9,400     | 0      | 0         | 0                            | 4    | 89  |
| 4                            | 1,915     | 3      | 1,290     | 29                                  | 7,871     | 29     | 9,965     | 5                            | 3    | 90  |
| 8                            | 8,563     | 14     | 7,955     | 74                                  | 39,810    | 76     | 101,183   | 1                            | 8    | 91  |
| 81                           | 18,117    | 43     | 19,777    | 18                                  | 24,600    | 24     | 11,925    | 72                           | 216  | 92  |
| 0                            | 0         | 0      | 0         | 0                                   | 0         | 0      | 0         | 0                            | 26   | 93  |
| 0                            | 0         | 3      | 550       | 2                                   | 1,100     | 3      | 3,950     | 0                            | 1    | 94  |
| 1                            | 1,500     | 6      | 9,800     | 0                                   | 0         | 0      | 0         | 0                            | 1    | 95  |
| 18                           | 13,405    | 20     | 8,500     | 44                                  | 18,455    | 65     | 26,675    | 16                           | 13   | 96  |
| 15                           | 182,800   | 19     | 19,930    | 8                                   | 2,900     | 2      | 2,550     | 0                            | 27   | 97  |
| 22                           | 4,812     | 42     | 9,028     | 16                                  | 9,565     | 12     | 5,975     | 0                            | 9    | 98  |
| 1                            | 1,185     | 15     | 3,295     | 52                                  | 19,995    | 62     | 20,910    | 76                           | 4    | 99  |
| 5                            | 5,300     | 3      | 700       | 2                                   | 750       | 4      | 2,050     | 0                            | 4    | 100 |
| 0                            | 0         | 0      | 0         | 1                                   | 1,000     | 1      | 65,000    | 3                            | 217  | 101 |
| 0                            | 0         | 8      | 1,560     | 36                                  | 9,213     | 22     | 3,975     | 0                            | 0    | 102 |
| 0                            | 0         | 0      | 0         | 4                                   | 4,300     | 2      | 2,100     | 0                            | 5    | 103 |
| 26                           | 7,060     | 46     | 16,315    | 246                                 | 94,387    | 272    | 88,267    | 1                            | 27   | 104 |
| 75                           | 24,995    | 29     | 13,235    | 199                                 | 321,905   | 203    | 95,938    | 150                          | 29   | 105 |
| 33                           | 5,537     | 16     | 3,308     | 43                                  | 11,770    | 40     | 12,415    | 0                            | 0    | 106 |
| 1                            | 200       | 3      | 630       | 1                                   | 3,000     | 1      | 500       | 0                            | 0    | 107 |
| 82                           | 37,280    | 109    | 149,544   | 1,851                               | 287,975   | 1,986  | 562,815   | 0                            | 32   | 108 |
| 0                            | 0         | 0      | 0         | 0                                   | 0         | 0      | 0         | 0                            | 0    | 109 |
| 0                            | 0         | 0      | 0         | 0                                   | 0         | 0      | 0         | 3                            | 4    | 110 |
| 1                            | 35        | 0      | 0         | 2                                   | 350       | 2      | 625       | 3                            | 1    | 111 |
| 0                            | 0         | 0      | 700       | 0                                   | 0         | 0      | 0         | 0                            | 1    | 112 |
| 0                            | 0         | 0      | 0         | 41                                  | 6,410     | 38     | 9,550     | 0                            | 0    | 113 |
| 0                            | 0         | 1      | 800       | 1                                   | 300       | 3      | 2,700     | 0                            | 1    | 114 |
| 11                           | 1,925     | 9      | 2,199     | 0                                   | 0         | 2      | 800       | 64                           | 35   | 115 |
| 0                            | 0         | 1      | 450       | 0                                   | 0         | 1      | 3,000     | 0                            | 1    | 116 |
| 35                           | 4,946     | 23     | 6,279     | 31                                  | 8,271     | 46     | 17,088    | 2                            | 3    | 117 |
| 2                            | 1,300     | 0      | 0         | 0                                   | 0         | 2      | 910       | 0                            | 1    | 118 |
| 39                           | 16,796    | 19     | 9,043     | 2                                   | 6,150     | 4      | 1,525     | 0                            | 5    | 119 |
| 2                            | 1,100     | 0      | 0         | 0                                   | 0         | 0      | 0         | 0                            | 0    | 120 |
| 5                            | 3,700     | 16     | 13,683    | 9                                   | 7,405     | 12     | 26,190    | 0                            | 3    | 121 |
| 1                            | 200       | 6      | 1,970     | 0                                   | 0         | 1      | 490       | 0                            | 1    | 122 |
| 14                           | 2,505     | 6      | 1,700     | 7                                   | 2,261     | 5      | 1,395     | 0                            | 12   | 123 |
| 15                           | 498,325   | 20     | 2,684,335 | 118                                 | 39,371    | 66     | 14,358    | 0                            | 2    | 124 |
| 29                           | 8,059     | 43     | 27,573    | 9                                   | 3,070     | 7      | 5,191     | 0                            | 46   | 125 |
| 23                           | 4,260     | 40     | 35,120    | 171                                 | 80,575    | 146    | 109,185   | 14                           | 9    | 126 |
| 0                            | 0         | 0      | 0         | 0                                   | 0         | 0      | 0         | 0                            | 0    | 127 |
| 4                            | 156,170   | 0      | 0         | 3                                   | 6,925     | 2      | 4,000     | 3                            | 6    | 128 |
| 1                            | 500       | 2      | 650       | 2                                   | 750       | 8      | 6,800     | 0                            | 1    | 129 |
| 11                           | 9,399     | 30     | 10,244    | 185                                 | 53,694    | 118    | 40,631    | 126                          | 51   | 130 |

## Building Construction in 2,707 Cities Reporting to the

EAST NORTH

| State and city           | Total construction |                   |               |                   | New residential buildings |                  |              |                   |
|--------------------------|--------------------|-------------------|---------------|-------------------|---------------------------|------------------|--------------|-------------------|
|                          | 1943               |                   | 1942          |                   | 1943                      |                  | 1942         |                   |
|                          | Number             | Valuation         | Number        | Valuation         | Number                    | Valuation        | Number       | Valuation         |
| <b>Illinois—Con.</b>     |                    | <i>Dollars</i>    |               | <i>Dollars</i>    |                           | <i>Dollars</i>   |              | <i>Dollars</i>    |
| 131 *Peoria.....         | 1,728              | 497,130           | 1,032         | 326,862           | 1                         | 5,000            | 30           | 163,800           |
| 132 Peoria Heights.....  | 34                 | 26,191            | 61            | 34,145            | 0                         | 0                | 4            | 14,300            |
| 133 Plainfield.....      | 3                  | 575               | 1             | 5,000             | 0                         | 0                | 1            | 5,000             |
| 134 Posen.....           | 8                  | 3,000             | 6             | 3,800             | 0                         | 0                | 1            | 4,500             |
| 135 *Quincy.....         | 64                 | 47,346            | 95            | 55,744            | 1                         | 2,000            | 9            | 23,400            |
| 136 Riverdale.....       | 52                 | 201,263           | 98            | 264,539           | 34                        | 170,000          | 43           | 240,320           |
| 137 River Forest.....    | 30                 | 42,618            | 50            | 202,257           | 0                         | 0                | 12           | 163,700           |
| 138 River Grove.....     | 60                 | 9,430             | 69            | 17,275            | 0                         | 0                | 1            | 3,500             |
| 139 Riverside.....       | 38                 | 40,860            | 54            | 149,200           | 2                         | 23,000           | 14           | 138,800           |
| 140 Rockdale.....        | 38                 | 10,370            | 39            | 10,600            | 0                         | 0                | 0            | 0                 |
| 141 *Rockford.....       | 531                | 755,393           | 1,043         | 2,704,730         | 49                        | 214,000          | 328          | 1,040,430         |
| 142 *Rock Island.....    | 2,091              | 849,522           | 2,340         | 2,174,182         | 65                        | 286,298          | 325          | 1,511,732         |
| 143 Roodhouse.....       | 4                  | 3,000             | 3             | 2,000             | 0                         | 0                | 0            | 0                 |
| 144 Roselle.....         | 8                  | 1,500             | 12            | 51,125            | 0                         | 0                | 10           | 50,400            |
| 145 Rosiclare.....       | 0                  | 0                 | 0             | 0                 | 0                         | 0                | 0            | 0                 |
| 146 Schiller Park.....   | 3                  | 523               | 7             | 3,675             | 0                         | 0                | 1            | 2,000             |
| 147 Silvis.....          | 0                  | 0                 | 0             | 0                 | 0                         | 0                | 0            | 0                 |
| 148 Skokie.....          | 78                 | 234,154           | 154           | 575,097           | 40                        | 220,000          | 76           | 537,250           |
| 149 South Beloit.....    | 12                 | 4,114             | 13            | 17,590            | 2                         | 500              | 7            | 15,700            |
| 150 South Holland.....   | 50                 | 20,937            | 49            | 36,093            | 1                         | 5,000            | 11           | 25,249            |
| 151 South Pekin.....     | 6                  | 1,700             | 3             | 1,200             | 0                         | 0                | 0            | 0                 |
| 152 *Springfield.....    | 311                | 188,702           | 462           | 2,391,124         | 16                        | 52,165           | 183          | 730,800           |
| 153 Sterling.....        | 269                | 123,175           | 334           | 248,715           | 15                        | 75,000           | 36           | 147,800           |
| 154 Stickney.....        | 10                 | 2,975             | 36            | 17,590            | 0                         | 0                | 3            | 7,500             |
| 155 Stockton.....        | 0                  | 0                 | 0             | 0                 | 0                         | 0                | 0            | 0                 |
| 156 Stonington.....      | 0                  | 0                 | 0             | 0                 | 0                         | 0                | 0            | 0                 |
| 157 Streator.....        | 53                 | 28,654            | 51            | 63,614            | 2                         | 3,000            | 13           | 36,000            |
| 158 Summit.....          | 30                 | 59,560            | 36            | 35,699            | 10                        | 50,000           | 5            | 20,200            |
| 159 Sycamore.....        | 22                 | 90,308            | 45            | 302,595           | 13                        | 54,650           | 39           | 133,360           |
| 160 Tampico.....         | 0                  | 0                 | 0             | 0                 | 0                         | 0                | 0            | 0                 |
| 161 Taylorville.....     | 0                  | 0                 | 0             | 0                 | 0                         | 0                | 0            | 0                 |
| 162 Tilton.....          | 1                  | 200               | 2             | 1,800             | 0                         | 0                | 2            | 1,800             |
| 163 Urbana.....          | 26                 | 37,865            | 41            | 108,324           | 0                         | 0                | 2            | 11,000            |
| 164 Villa Park.....      | 50                 | 17,350            | 63            | 62,633            | 1                         | 4,500            | 7            | 33,400            |
| 165 Virden.....          | 0                  | 0                 | 0             | 0                 | 0                         | 0                | 0            | 0                 |
| 166 Warren.....          | 0                  | 0                 | 2             | 2,500             | 0                         | 0                | 0            | 0                 |
| 167 Warsaw.....          | 0                  | 0                 | 0             | 0                 | 0                         | 0                | 0            | 0                 |
| 168 Washington Park..... | 9                  | 27,000            | 59            | 164,500           | 9                         | 27,000           | 59           | 164,500           |
| 169 Watseka.....         | 3                  | 4,000             | 15            | 41,650            | 0                         | 0                | 5            | 14,200            |
| 170 Waukegan.....        | 514                | 571,413           | 514           | 604,100           | 38                        | 186,500          | 82           | 400,400           |
| 171 Westchester.....     | 68                 | 228,000           | 263           | 1,203,275         | 43                        | 215,000          | 238          | 1,192,600         |
| 172 West Chicago.....    | 3                  | 4,750             | 15            | 22,150            | 1                         | 4,000            | 3            | 15,500            |
| 173 West Dundee.....     | 36                 | 6,774             | 29            | 18,390            | 0                         | 0                | 0            | 0                 |
| 174 Western Springs..... | 38                 | 11,258            | 62            | 57,898            | 0                         | 0                | 5            | 42,500            |
| 175 Wheaton.....         | 42                 | 21,600            | 48            | 59,735            | 3                         | 9,000            | 5            | 23,650            |
| 176 Willow Springs.....  | 1                  | 600               | 4             | 1,100             | 0                         | 0                | 0            | 0                 |
| 177 Wilmette.....        | 49                 | 11,844            | 80            | 171,914           | 0                         | 0                | 11           | 111,200           |
| 178 Winnetka.....        | 34                 | 11,110            | 55            | 252,550           | 0                         | 0                | 11           | 193,700           |
| 179 Wood River.....      | 0                  | 0                 | 313           | 346,335           | 0                         | 0                | 86           | 277,750           |
| 180 Worth.....           | 9                  | 5,150             | 15            | 14,090            | 0                         | 0                | 3            | 4,225             |
| 181 Zion.....            | 53                 | 14,863            | 96            | 61,137            | 1                         | 195              | 19           | 41,550            |
| <b>Indiana.....</b>      | <b>13,087</b>      | <b>30,866,545</b> | <b>17,731</b> | <b>88,006,819</b> | <b>2,869</b>              | <b>7,446,432</b> | <b>4,696</b> | <b>10,296,217</b> |
| 182 *Anderson.....       | 106                | 427,335           | 194           | 555,396           | 48                        | 186,400          | 66           | 203,950           |
| 183 Angola.....          | 2                  | 900               | 4             | 3,400             | 0                         | 0                | 2            | 2,100             |
| 184 Attica.....          | 5                  | 1,350             | 3             | 4,475             | 1                         | 300              | 1            | 3,500             |
| 185 Auburn.....          | 10                 | 6,775             | 15            | 10,885            | 0                         | 0                | 2            | 4,500             |
| 186 Batesville.....      | 4                  | 650               | 10            | 1,685             | 0                         | 0                | 0            | 0                 |

\*In sample of 257 cities. See text and tables, pp. 15 to 21.



## Bureau of Labor Statistics, by City, 1942 and 1943—Continued

## CENTRAL STATES—Continued

| New nonresidential buildings |            |        |            | Additions, alterations, and repairs |           |        |           | Number of new dwelling units |       |     |
|------------------------------|------------|--------|------------|-------------------------------------|-----------|--------|-----------|------------------------------|-------|-----|
| 1943                         |            | 1942   |            | 1943                                |           | 1942   |           | 1943                         | 1942  |     |
| Number                       | Valuation  | Number | Valuation  | Number                              | Valuation | Number | Valuation |                              |       |     |
|                              | Dollars    |        | Dollars    |                                     | Dollars   |        | Dollars   |                              |       |     |
| 64                           | 21,223     | 136    | 137,305    | 1,663                               | 470,907   | 866    | 535,757   | 1                            | 30    | 131 |
| 16                           | 5,185      | 21     | 5,045      | 18                                  | 21,006    | 36     | 14,800    | 0                            | 4     | 132 |
| 1                            | 25         | 0      | 0          | 2                                   | 550       | 0      | 0         | 0                            | 1     | 133 |
| 7                            | 2,700      | 3      | 3,500      | 1                                   | 300       | 2      | 800       | 0                            | 1     | 134 |
| 32                           | 14,910     | 34     | 16,620     | 31                                  | 30,436    | 52     | 15,724    | 1                            | 9     | 135 |
| 14                           | 30,590     | 33     | 8,957      | 4                                   | 673       | 22     | 15,262    | 34                           | 43    | 136 |
| 8                            | 37,375     | 19     | 41,080     | 22                                  | 5,243     | 19     | 7,477     | 0                            | 17    | 137 |
| 18                           | 2,795      | 19     | 3,134      | 42                                  | 6,635     | 49     | 10,641    | 0                            | 1     | 138 |
| 14                           | 1,829      | 16     | 4,319      | 22                                  | 11,031    | 24     | 6,081     | 8                            | 14    | 139 |
| 0                            | 0          | 0      | 0          | 38                                  | 10,370    | 39     | 10,600    | 0                            | 0     | 140 |
| 65                           | 198,405    | 152    | 1,267,170  | 417                                 | 342,988   | 563    | 397,130   | 61                           | 329   | 141 |
| 217                          | 61,353     | 137    | 89,304     | 1,809                               | 501,871   | 1,878  | 573,096   | 65                           | 444   | 142 |
| 0                            | 0          | 0      | 0          | 4                                   | 3,000     | 3      | 2,000     | 0                            | 0     | 143 |
| 8                            | 1,500      | 2      | 725        | 0                                   | 0         | 0      | 0         | 0                            | 10    | 144 |
| 0                            | 0          | 0      | 0          | 0                                   | 0         | 0      | 0         | 0                            | 0     | 145 |
| 3                            | 523        | 4      | 1,125      | 0                                   | 0         | 2      | 550       | 0                            | 1     | 146 |
| 0                            | 0          | 0      | 0          | 0                                   | 0         | 0      | 0         | 0                            | 0     | 147 |
| 27                           | 5,463      | 59     | 17,087     | 11                                  | 8,691     | 19     | 20,760    | 60                           | 76    | 148 |
| 4                            | 585        | 5      | 1,390      | 6                                   | 3,029     | 1      | 500       | 2                            | 7     | 149 |
| 27                           | 9,515      | 27     | 7,729      | 22                                  | 6,422     | 11     | 3,115     | 1                            | 11    | 150 |
| 2                            | 300        | 2      | 200        | 4                                   | 1,400     | 1      | 1,000     | 0                            | 0     | 151 |
| 43                           | 10,635     | 95     | 1,363,860  | 252                                 | 125,902   | 184    | 296,464   | 16                           | 183   | 152 |
| 68                           | 30,370     | 75     | 65,815     | 186                                 | 17,805    | 223    | 35,100    | 15                           | 36    | 153 |
| 4                            | 1,900      | 14     | 2,290      | 6                                   | 1,075     | 19     | 7,800     | 0                            | 3     | 154 |
| 0                            | 0          | 0      | 0          | 0                                   | 0         | 0      | 0         | 0                            | 0     | 155 |
| 0                            | 0          | 0      | 0          | 0                                   | 0         | 0      | 0         | 0                            | 0     | 156 |
| 11                           | 4,324      | 8      | 7,350      | 40                                  | 21,330    | 30     | 20,264    | 2                            | 13    | 157 |
| 8                            | 970        | 17     | 6,289      | 12                                  | 8,590     | 14     | 9,210     | 10                           | 5     | 158 |
| 2                            | 8,000      | 4      | 168,545    | 7                                   | 27,658    | 2      | 600       | 13                           | 39    | 159 |
| 0                            | 0          | 0      | 0          | 0                                   | 0         | 0      | 0         | 0                            | 0     | 160 |
| 0                            | 0          | 0      | 0          | 0                                   | 0         | 0      | 0         | 0                            | 0     | 161 |
| 1                            | 200        | 0      | 0          | 0                                   | 0         | 0      | 0         | 0                            | 2     | 162 |
| 4                            | 700        | 3      | 69,424     | 22                                  | 37,165    | 36     | 27,900    | 0                            | 2     | 163 |
| 36                           | 6,655      | 41     | 22,110     | 13                                  | 6,195     | 15     | 7,023     | 1                            | 7     | 164 |
| 0                            | 0          | 0      | 0          | 0                                   | 0         | 0      | 0         | 0                            | 0     | 165 |
| 0                            | 0          | 0      | 0          | 0                                   | 0         | 2      | 2,500     | 0                            | 0     | 166 |
| 0                            | 0          | 0      | 0          | 0                                   | 0         | 0      | 0         | 0                            | 0     | 167 |
| 0                            | 0          | 0      | 0          | 0                                   | 0         | 0      | 0         | 9                            | 59    | 168 |
| 0                            | 0          | 7      | 25,700     | 3                                   | 4,000     | 3      | 1,750     | 0                            | 5     | 169 |
| 56                           | 165,503    | 58     | 34,823     | 420                                 | 219,410   | 374    | 168,877   | 44                           | 96    | 170 |
| 20                           | 4,000      | 24     | 6,675      | 5                                   | 9,000     | 1      | 4,000     | 43                           | 238   | 171 |
| 1                            | 250        | 5      | 2,200      | 1                                   | 500       | 7      | 4,450     | 1                            | 3     | 172 |
| 2                            | 800        | 3      | 10,900     | 34                                  | 5,974     | 26     | 7,490     | 0                            | 0     | 173 |
| 15                           | 2,605      | 24     | 8,238      | 23                                  | 8,653     | 33     | 7,160     | 0                            | 5     | 174 |
| 20                           | 4,020      | 17     | 5,742      | 19                                  | 8,580     | 26     | 30,343    | 3                            | 5     | 175 |
| 1                            | 600        | 3      | 900        | 0                                   | 0         | 1      | 200       | 0                            | 0     | 176 |
| 12                           | 2,412      | 21     | 7,475      | 37                                  | 9,432     | 48     | 53,239    | 0                            | 11    | 177 |
| 8                            | 1,560      | 10     | 4,275      | 26                                  | 9,550     | 34     | 54,575    | 0                            | 11    | 178 |
| 0                            | 0          | 40     | 10,815     | 0                                   | 0         | 187    | 57,770    | 0                            | 92    | 179 |
| 7                            | 2,000      | 7      | 1,615      | 2                                   | 3,150     | 5      | 8,250     | 0                            | 3     | 180 |
| 31                           | 11,034     | 13     | 2,825      | 21                                  | 3,634     | 64     | 16,762    | 1                            | 19    | 181 |
| 1,928                        | 19,483,494 | 3,357  | 63,445,598 | 8,490                               | 3,936,619 | 9,678  | 5,265,004 | 3,027                        | 5,749 |     |
| 14                           | 221,425    | 25     | 306,835    | 44                                  | 19,510    | 103    | 44,611    | 51                           | 66    | 182 |
| 1                            | 800        | 1      | 300        | 1                                   | 100       | 1      | 1,000     | 0                            | 2     | 183 |
| 2                            | 800        | 0      | 0          | 1                                   | 250       | 2      | 975       | 1                            | 1     | 184 |
| 5                            | 1,525      | 2      | 1,750      | 5                                   | 5,250     | 11     | 4,635     | 0                            | 2     | 186 |
| 2                            | 340        | 1      | 50         | 2                                   | 310       | 9      | 1,635     | 0                            | 0     | 186 |

## Building Construction in 2,707 Cities Reporting to the Bureau

## EAST NORTH

| State and city            | Total construction |                |        |                | New residential buildings |                |        |                |
|---------------------------|--------------------|----------------|--------|----------------|---------------------------|----------------|--------|----------------|
|                           | 1943               |                | 1942   |                | 1943                      |                | 1942   |                |
|                           | Number             | Valuation      | Number | Valuation      | Number                    | Valuation      | Number | Valuation      |
| <b>Indiana—Con.</b>       |                    | <i>Dollars</i> |        | <i>Dollars</i> |                           | <i>Dollars</i> |        | <i>Dollars</i> |
| 187 Bedford.....          | 9                  | 61,087         | 19     | 789,195        | 0                         | 0              | 0      | 0              |
| 188 Beech Grove.....      | 79                 | 23,788         | 74     | 309,505        | 2                         | 8,000          | 72     | 307,863        |
| 189 Bluffton.....         | 33                 | 7,075          | 36     | 17,465         | 0                         | 0              | 0      | 0              |
| 190 Chesterton.....       | 73                 | 13,831         | 105    | 113,858        | 1                         | 1,200          | 24     | 92,665         |
| 191 Crawfordsville.....   | 31                 | 4,043          | 42     | 4,978          | 0                         | 0              | 2      | 1,000          |
| 192 *East Chicago.....    | 304                | 8,066,295      | 280    | 32,327,518     | 8                         | 27,550         | 16     | 79,550         |
| 193 East Gary.....        | 33                 | 18,596         | 75     | 83,401         | 5                         | 7,500          | 29     | 64,195         |
| 194 Elkhart.....          | 436                | 149,949        | 696    | 256,164        | 1                         | 450            | 16     | 42,417         |
| 195 Evansville.....       | 1,983              | 4,116,248      | 1,475  | 3,896,444      | 1,777                     | 3,804,280      | 353    | 1,783,825      |
| 196 Farmersburg.....      | 0                  | 0              | 0      | 0              | 0                         | 0              | 0      | 0              |
| 197 *Fort Wayne.....      | 668                | 1,157,737      | 1,121  | 3,031,744      | 80                        | 363,750        | 459    | 1,900,753      |
| 198 Garrett.....          | 17                 | 20,500         | 17     | 8,100          | 0                         | 0              | 0      | 0              |
| 199 *Gary.....            | 677                | 1,632,237      | 1,406  | 14,430,087     | 81                        | 282,832        | 565    | 2,295,849      |
| 200 Goshen.....           | 77                 | 83,635         | 173    | 383,000        | 5                         | 4,199          | 23     | 37,450         |
| 201 Greenfield.....       | 0                  | 0              | 3      | 1,250          | 0                         | 0              | 1      | 400            |
| 202 Greensburg.....       | 0                  | 0              | 1      | 2,500          | 0                         | 0              | 1      | 2,500          |
| 203 Greenwood.....        | 2                  | 700            | 4      | 3,340          | 0                         | 0              | 1      | 3,000          |
| 204 Griffith.....         | 26                 | 15,000         | 50     | 205,400        | 2                         | 9,000          | 44     | 192,500        |
| 205 *Hammond.....         | 1,303              | 6,234,800      | 1,803  | 3,960,600      | 135                       | 763,000        | 757    | 3,310,000      |
| 206 Highland.....         | 57                 | 21,820         | 120    | 353,065        | 1                         | 6,000          | 83     | 331,400        |
| 207 Huntington.....       | 24                 | 8,730          | 22     | 94,150         | 0                         | 0              | 4      | 20,500         |
| 208 *Indianapolis.....    | 2,241              | 2,997,251      | 3,171  | 11,293,519     | 211                       | 818,101        | 1,029  | 3,982,079      |
| 209 Jeffersonville.....   | 40                 | 166,950        | 24     | 5,256,271      | 8                         | 8,200          | 8      | 6,700          |
| 210 *Kokomo.....          | 202                | 202,175        | 257    | 205,549        | 8                         | 16,385         | 24     | 32,900         |
| 211 Lafayette.....        | 45                 | 174,000        | 97     | 463,400        | 27                        | 144,900        | 73     | 334,150        |
| 212 Lakeland.....         | 62                 | 13,699         | 57     | 27,858         | 6                         | 3,050          | 11     | 12,200         |
| 213 LaPorte.....          | 172                | 74,865         | 226    | 668,350        | 6                         | 4,500          | 37     | 97,600         |
| 214 Linton.....           | 33                 | 15,200         | 4      | 7,300          | 0                         | 0              | 0      | 0              |
| 215 Logansport.....       | 44                 | 17,335         | 77     | 85,935         | 0                         | 0              | 9      | 46,600         |
| 216 Marion.....           | 117                | 273,009        | 166    | 68,057         | 13                        | 3,035          | 32     | 25,850         |
| 217 Michigan City.....    | 288                | 99,752         | 359    | 291,111        | 15                        | 48,000         | 66     | 190,600        |
| 218 Mishawaka.....        | 535                | 143,298        | 658    | 278,961        | 13                        | 6,600          | 45     | 103,725        |
| 219 Montpelier.....       | 0                  | 0              | 0      | 0              | 0                         | 0              | 0      | 0              |
| 220 *Muncie.....          | 410                | 70,797         | 560    | 748,568        | 0                         | 0              | 38     | 45,100         |
| 221 Munster.....          | 61                 | 200,058        | 179    | 1,091,213      | 20                        | 190,000        | 133    | 1,076,950      |
| 222 Nappanee.....         | 11                 | 4,075          | 33     | 22,470         | 0                         | 0              | 4      | 9,000          |
| 223 New Albany.....       | 34                 | 22,202         | 96     | 400,203        | 7                         | 2,950          | 45     | 129,311        |
| 224 New Castle.....       | 45                 | 124,025        | 64     | 150,500        | 28                        | 115,400        | 42     | 146,759        |
| 225 New Haven.....        | 4                  | 117,032        | 10     | 642,280        | 1                         | 2,500          | 6      | 21,690         |
| 226 Noblesville.....      | 11                 | 2,980          | 28     | 22,485         | 0                         | 0              | 6      | 14,800         |
| 227 North Manchester..... | 12                 | 34,900         | 3      | 5,100          | 1                         | 2,800          | 1      | 3,200          |
| 228 North Vernon.....     | 17                 | 10,700         | 10     | 15,100         | 5                         | 6,500          | 5      | 13,500         |
| 229 Peru.....             | 99                 | 30,833         | 113    | 41,130         | 0                         | 0              | 2      | 4,200          |
| 230 Plymouth.....         | 0                  | 0              | 1      | 3,000          | 0                         | 0              | 1      | 3,000          |
| 231 *Richmond.....        | 249                | 222,405        | 234    | 268,928        | 61                        | 159,800        | 44     | 114,525        |
| 232 *South Bend.....      | 1,783              | 2,666,465      | 2,670  | 2,807,757      | 77                        | 362,250        | 345    | 1,551,037      |
| 233 Speedway.....         | 10                 | 59,097         | 104    | 448,750        | 8                         | 58,900         | 102    | 444,750        |
| 234 Tell City.....        | 59                 | 536,245        | 71     | 22,475         | 0                         | 0              | 5      | 9,550          |
| 235 *Terre Haute.....     | 336                | 373,468        | 380    | 1,234,503      | 2                         | 4,500          | 14     | 12,023         |
| 236 Thorntown.....        | 2                  | 500            | 8      | 3,957          | 0                         | 0              | 0      | 0              |
| 237 Tipton.....           | 6                  | 1,100          | 3      | 960            | 0                         | 0              | 1      | 400            |
| 238 Valparaiso.....       | 90                 | 111,023        | 125    | 422,233        | 5                         | 3,600          | 28     | 104,500        |
| 239 Washington.....       | 56                 | 6,812          | 75     | 34,425         | 0                         | 0              | 6      | 16,500         |
| 240 West Lafayette.....   | 3                  | 5,850          | 27     | 49,690         | 0                         | 0              | 7      | 40,209         |
| 241 Whiting.....          | 49                 | 14,563         | 96     | 67,041         | 0                         | 0              | 6      | 28,000         |
| 242 Woodruff Place.....   | 2                  | 200            | 3      | 10,135         | 0                         | 0              | 0      | 0              |

\* In sample of 257 cities. See text and tables, pp. 15 to 21.

## of Labor Statistics, by City, 1942 and 1943—Continued

## CENTRAL STATES—Continued

| New nonresidential buildings |                |        |                | Additions, alterations, and repairs |                |        |                | Number of new dwelling units |       |
|------------------------------|----------------|--------|----------------|-------------------------------------|----------------|--------|----------------|------------------------------|-------|
| 1943                         |                | 1942   |                | 1943                                |                | 1942   |                | 1943                         | 1942  |
| Number                       | Valuation      | Number | Valuation      | Number                              | Valuation      | Number | Valuation      |                              |       |
|                              | <i>Dollars</i> |        | <i>Dollars</i> |                                     | <i>Dollars</i> |        | <i>Dollars</i> |                              |       |
| 4                            | 41,362         | 12     | 778,295        | 5                                   | 19,725         | 7      | 10,900         | 0                            | 0     |
| 7                            | 1,470          | 0      | 0              | 70                                  | 14,318         | 2      | 1,642          | 2                            | 72    |
| 2                            | 350            | 10     | 13,150         | 31                                  | 7,325          | 26     | 4,315          | 0                            | 0     |
| 15                           | 4,115          | 20     | 4,880          | 57                                  | 8,516          | 61     | 16,313         | 1                            | 24    |
| 3                            | 550            | 3      | 425            | 28                                  | 3,493          | 37     | 3,553          | 0                            | 2     |
| 58                           | 7,828,050      | 68     | 31,984,264     | 238                                 | 210,695        | 196    | 263,704        | 8                            | 25    |
| 11                           | 4,426          | 18     | 8,276          | 17                                  | 6,670          | 28     | 10,930         | 5                            | 29    |
| 29                           | 14,448         | 59     | 23,634         | 406                                 | 135,051        | 615    | 190,113        | 1                            | 16    |
| 21                           | 70,515         | 180    | 1,600,004      | 185                                 | 241,453        | 942    | 512,615        | 1,918                        | 887   |
| 0                            | 0              | 0      | 0              | 0                                   | 0              | 0      | 0              | 0                            | 0     |
| 120                          | 503,212        | 202    | 803,099        | 468                                 | 270,775        | 460    | 327,892        | 82                           | 484   |
| 6                            | 16,100         | 3      | 1,500          | 11                                  | 4,400          | 14     | 6,600          | 0                            | 0     |
| 152                          | 1,081,604      | 245    | 11,180,480     | 444                                 | 267,801        | 596    | 953,758        | 84                           | 588   |
| 26                           | 8,175          | 32     | 8,668          | 46                                  | 71,261         | 118    | 336,882        | 5                            | 23    |
| 0                            | 0              | 0      | 0              | 0                                   | 0              | 2      | 850            | 0                            | 1     |
| 0                            | 0              | 0      | 0              | 0                                   | 0              | 0      | 0              | 0                            | 1     |
| 0                            | 0              | 1      | 140            | 2                                   | 700            | 2      | 200            | 0                            | 1     |
| 21                           | 4,750          | 6      | 12,900         | 3                                   | 1,250          | 0      | 0              | 2                            | 44    |
| 284                          | 4,965,500      | 268    | 218,100        | 384                                 | 506,300        | 778    | 432,500        | 164                          | 770   |
| 41                           | 9,525          | 19     | 6,275          | 15                                  | 6,295          | 18     | 15,390         | 1                            | 83    |
| 12                           | 5,025          | 10     | 72,365         | 12                                  | 3,705          | 8      | 1,285          | 0                            | 4     |
| 392                          | 1,378,946      | 1,125  | 6,098,750      | 1,038                               | 800,204        | 1,017  | 612,690        | 308                          | 1,346 |
| 20                           | 117,467        | 8      | 5,179,715      | 12                                  | 41,283         | 8      | 69,356         | 8                            | 8     |
| 30                           | 64,030         | 71     | 99,770         | 164                                 | 121,760        | 162    | 72,879         | 12                           | 24    |
| 0                            | 0              | 2      | 87,500         | 18                                  | 29,100         | 22     | 41,750         | 43                           | 88    |
| 38                           | 8,679          | 13     | 9,340          | 18                                  | 1,970          | 33     | 6,318          | 6                            | 11    |
| 54                           | 18,045         | 55     | 519,770        | 112                                 | 52,320         | 134    | 50,980         | 6                            | 37    |
| 0                            | 0              | 2      | 4,000          | 33                                  | 15,200         | 2      | 3,300          | 0                            | 0     |
| 3                            | 540            | 6      | 2,200          | 41                                  | 16,795         | 62     | 37,135         | 0                            | 10    |
| 23                           | 64,304         | 30     | 9,760          | 76                                  | 205,670        | 104    | 32,447         | 13                           | 32    |
| 129                          | 20,831         | 63     | 9,546          | 144                                 | 30,921         | 230    | 90,965         | 17                           | 69    |
| 71                           | 28,191         | 87     | 26,310         | 451                                 | 108,507        | 526    | 148,926        | 13                           | 45    |
| 0                            | 0              | 0      | 0              | 0                                   | 0              | 0      | 0              | 0                            | 0     |
| 66                           | 9,631          | 89     | 502,221        | 344                                 | 61,166         | 433    | 201,247        | 0                            | 38    |
| 28                           | 5,788          | 41     | 11,538         | 13                                  | 4,270          | 5      | 2,725          | 40                           | 238   |
| 7                            | 3,025          | 6      | 3,625          | 4                                   | 1,050          | 23     | 9,845          | 0                            | 4     |
| 10                           | 5,250          | 15     | 236,288        | 17                                  | 14,002         | 36     | 34,604         | 7                            | 45    |
| 9                            | 6,175          | 17     | 2,740          | 8                                   | 2,450          | 5      | 1,010          | 32                           | 42    |
| 3                            | 114,532        | 3      | 620,180        | 0                                   | 0              | 1      | 500            | 1                            | 6     |
| 3                            | 1,080          | 5      | 1,250          | 8                                   | 1,900          | 17     | 6,435          | 0                            | 6     |
| 6                            | 26,300         | 0      | 0              | 5                                   | 5,800          | 2      | 1,900          | 4                            | 1     |
| 10                           | 3,500          | 5      | 1,600          | 2                                   | 700            | 0      | 0              | 5                            | 5     |
| 4                            | 4,075          | 2      | 350            | 95                                  | 26,758         | 109    | 36,580         | 0                            | 2     |
| 0                            | 0              | 0      | 0              | 0                                   | 0              | 0      | 0              | 0                            | 1     |
| 13                           | 8,285          | 9      | 88,650         | 175                                 | 54,320         | 181    | 65,753         | 61                           | 44    |
| 33                           | 1,890,545      | 364    | 856,262        | 1,673                               | 413,670        | 1,961  | 400,458        | 101                          | 345   |
| 1                            | 10             | 1      | 3,500          | 1                                   | 187            | 1      | 500            | 13                           | 110   |
| 41                           | 529,510        | 44     | 8,325          | 18                                  | 6,735          | 22     | 4,600          | 0                            | 5     |
| 50                           | 294,771        | 62     | 1,130,031      | 284                                 | 74,197         | 304    | 92,449         | 2                            | 14    |
| 1                            | 250            | 1      | 600            | 1                                   | 250            | 7      | 3,357          | 0                            | 0     |
| 1                            | 50             | 1      | 250            | 5                                   | 1,050          | 1      | 310            | 0                            | 1     |
| 24                           | 87,787         | 12     | 294,110        | 61                                  | 19,636         | 85     | 23,623         | 5                            | 28    |
| 11                           | 1,680          | 16     | 7,760          | 45                                  | 5,132          | 53     | 10,165         | 0                            | 6     |
| 2                            | 5,650          | 6      | 2,130          | 1                                   | 200            | 14     | 7,360          | 0                            | 7     |
| 1                            | 300            | 10     | 2,037          | 48                                  | 14,263         | 80     | 42,004         | 0                            | 6     |
| 2                            | 200            | 1      | 100            | 0                                   | 0              | 2      | 10,035         | 0                            | 0     |

## Building Construction in 2,707 Cities Reporting to the Bureau

EAST NORTH

| State and city                | Total construction |                    |               |                    | New residential buildings |                   |               |                   |
|-------------------------------|--------------------|--------------------|---------------|--------------------|---------------------------|-------------------|---------------|-------------------|
|                               | 1943               |                    | 1942          |                    | 1943                      |                   | 1942          |                   |
|                               | Number             | Valuation          | Number        | Valuation          | Number                    | Valuation         | Number        | Valuation         |
|                               |                    | <i>Dollars</i>     |               | <i>Dollars</i>     |                           | <i>Dollars</i>    |               | <i>Dollars</i>    |
| <b>Michigan</b> .....         | <b>43,667</b>      | <b>121,293,918</b> | <b>50,684</b> | <b>173,029,476</b> | <b>18,612</b>             | <b>74,204,825</b> | <b>14,719</b> | <b>65,526,216</b> |
| 243 Adrian.....               | 528                | 1,807,505          | 128           | 233,460            | 440                       | 1,712,100         | 9             | 10,400            |
| 244 Algonac.....              | 18                 | 4,875              | 26            | 20,775             | 1                         | 1,000             | 6             | 13,350            |
| 245 Allen Park.....           | 232                | 1,065,586          | 297           | 1,023,398          | 201                       | 1,019,900         | 201           | 966,790           |
| 246 Alpena.....               | 32                 | 7,600              | 63            | 27,300             | 2                         | 1,000             | 3             | 4,500             |
| 247 Ann Arbor.....            | 633                | 606,200            | 743           | 1,415,722          | 32                        | 165,896           | 91            | 473,444           |
| 248 *Battle Creek.....        | 451                | 1,471,135          | 436           | 2,359,044          | 137                       | 357,172           | 34            | 91,325            |
| 249 *Bay City.....            | 1,435              | 2,161,824          | 1,124         | 731,040            | 508                       | 1,160,400         | 101           | 323,279           |
| 250 Belding.....              | 5                  | 1,850              | 11            | 21,800             | 1                         | 500               | 1             | 400               |
| 251 Belleville.....           | 13                 | 6,290              | 36            | 45,665             | 0                         | 0                 | 6             | 26,800            |
| 252 Benton Harbor.....        | 681                | 907,132            | 475           | 256,393            | 214                       | 722,296           | 7             | 17,700            |
| 253 Berkley.....              | 238                | 717,421            | 761           | 1,997,284          | 156                       | 678,200           | 477           | 1,902,050         |
| 254 Birmingham.....           | 164                | 391,528            | 154           | 282,039            | 65                        | 339,900           | 38            | 207,700           |
| 255 Bloomfield Hills.....     | 6                  | 5,650              | 8             | 23,080             | 0                         | 0                 | 0             | 0                 |
| 256 Bridgman.....             | 7                  | 21,400             | 9             | 10,700             | 0                         | 0                 | 3             | 8,500             |
| 257 Carleton.....             | 12                 | 3,350              | 10            | 3,925              | 4                         | 1,850             | 1             | 800               |
| 258 Centerline.....           | 127                | 407,321            | 140           | 515,087            | 89                        | 360,000           | 82            | 317,600           |
| 259 Clare.....                | 4                  | 1,385              | 2             | 900                | 0                         | 0                 | 0             | 0                 |
| 260 Clawson.....              | 114                | 59,455             | 163           | 119,742            | 2                         | 8,900             | 20            | 71,500            |
| 261 Dearborn.....             | 1,507              | 13,610,329         | 2,287         | 21,882,780         | 1,114                     | 4,817,300         | 1,037         | 4,289,000         |
| 262 *Detroit.....             | 15,540             | 50,545,764         | 20,703        | 62,952,775         | 8,676                     | 36,462,055        | 8,190         | 38,681,553        |
| 263 East Detroit.....         | 537                | 1,978,785          | 719           | 1,526,075          | 399                       | 1,936,550         | 327           | 1,398,100         |
| 264 East Grand Rapids.....    | 31                 | 4,439              | 73            | 100,245            | 0                         | 0                 | 13            | 78,100            |
| 265 East Jordan.....          | 4                  | 3,300              | 5             | 16,000             | 0                         | 0                 | 1             | 2,500             |
| 266 East Lansing.....         | 7                  | 2,590              | 39            | 112,286            | 0                         | 0                 | 18            | 94,400            |
| 267 Ecorse.....               | 658                | 1,540,026          | 132           | 288,170            | 553                       | 1,497,180         | 14            | 27,000            |
| 268 Escanaba.....             | 31                 | 7,570              | 75            | 14,550,236         | 0                         | 0                 | 8             | 9,480             |
| 269 Essexville.....           | 2                  | 460                | 37            | 67,110             | 0                         | 0                 | 15            | 57,950            |
| 270 Farwell.....              | 0                  | 0                  | 1             | 500                | 0                         | 0                 | 1             | 500               |
| 271 Fennville.....            | 0                  | 0                  | 0             | 0                  | 0                         | 0                 | 0             | 0                 |
| 272 Ferndale.....             | 501                | 1,141,409          | 807           | 1,945,978          | 196                       | 958,550           | 319           | 1,427,140         |
| 273 *Flint.....               | 4,354              | 4,063,685          | 3,908         | 7,410,032          | 576                       | 2,345,700         | 260           | 1,073,625         |
| 274 Frankfort.....            | 0                  | 0                  | 0             | 0                  | 0                         | 0                 | 0             | 0                 |
| 275 Fremont.....              | 32                 | 19,156             | 13            | 15,200             | 0                         | 0                 | 3             | 10,900            |
| 276 Garden City.....          | 520                | 1,552,765          | 433           | 1,051,449          | 376                       | 1,513,000         | 238           | 903,095           |
| 277 Gladstone.....            | 40                 | 10,365             | 12            | 3,630              | 1                         | 1,000             | 1             | 500               |
| 278 Grand Blanc.....          | 2                  | 250                | 1             | 1,500              | 0                         | 0                 | 0             | 0                 |
| 279 Grand Haven.....          | 48                 | 142,679            | 73            | 94,925             | 3                         | 10,500            | 7             | 16,300            |
| 280 *Grand Rapids.....        | 1,721              | 1,044,020          | 2,727         | 4,987,580          | 0                         | 0                 | 88            | 366,150           |
| 281 Grandville.....           | 14                 | 1,555              | 15            | 3,195              | 0                         | 0                 | 0             | 0                 |
| 282 Grayling.....             | 8                  | 950                | 6             | 1,700              | 2                         | 260               | 1             | 500               |
| 283 Grosse Pointe.....        | 10                 | 4,675              | 35            | 80,703             | 0                         | 0                 | 6             | 59,575            |
| 284 Grosse Pointe Farms.....  | 15                 | 14,460             | 87            | 237,758            | 0                         | 0                 | 20            | 201,100           |
| 285 Grosse Pointe Park.....   | 7                  | 1,490              | 39            | 121,254            | 0                         | 0                 | 9             | 100,224           |
| 286 Grosse Pointe Shores..... | 2                  | 4,300              | 16            | 98,235             | 0                         | 0                 | 6             | 94,500            |
| 287 Grosse Pointe Woods.....  | 51                 | 61,164             | 290           | 679,854            | 11                        | 45,700            | 102           | 537,495           |
| 288 *Hamtramck.....           | 338                | 214,594            | 387           | 560,516            | 1                         | 3,850             | 1             | 5,000             |
| 289 Hancock.....              | 0                  | 0                  | 1             | 25,000             | 0                         | 0                 | 0             | 0                 |
| 290 Harbor Beach.....         | 9                  | 2,700              | 14            | 9,750              | 0                         | 0                 | 3             | 6,300             |
| 291 *Highland Park.....       | 145                | 535,235            | 187           | 4,362,751          | 0                         | 0                 | 1             | 2,000             |
| 292 Hillsdale.....            | 18                 | 13,315             | 27            | 80,300             | 0                         | 0                 | 2             | 5,500             |
| 293 Holland.....              | 424                | 161,537            | 468           | 187,594            | 24                        | 78,700            | 24            | 83,100            |
| 294 Huntington Woods.....     | 21                 | 5,640              | 83            | 71,876             | 0                         | 0                 | 8             | 49,500            |
| 295 Ionia.....                | 21                 | 11,160             | 46            | 32,536             | 1                         | 500               | 1             | 5,000             |
| 296 Iron Mountain.....        | 11                 | 2,100              | 19            | 86,455             | 0                         | 0                 | 1             | 1,000             |
| 297 Ironwood.....             | 284                | 39,897             | 367           | 86,077             | 0                         | 0                 | 4             | 4,050             |

\*In sample of 257 cities. See text and tables, pp. 15 to 21.

## of Labor Statistics, by City, 1942 and 1943—Continued

## CENTRAL STATES—Continued

| New nonresidential buildings |                              |        |                              | Additions, alterations, and repairs |                              |        |                              | Number of new dwelling units |        |
|------------------------------|------------------------------|--------|------------------------------|-------------------------------------|------------------------------|--------|------------------------------|------------------------------|--------|
| 1943                         |                              | 1942   |                              | 1943                                |                              | 1942   |                              | 1943                         | 1942   |
| Number                       | Valuation                    | Number | Valuation                    | Number                              | Valuation                    | Number | Valuation                    |                              |        |
| 4,080                        | <i>Dollars</i><br>33,389,430 | 11,756 | <i>Dollars</i><br>89,725,563 | 20,975                              | <i>Dollars</i><br>13,489,663 | 24,209 | <i>Dollars</i><br>17,777,677 | 19,233                       | 15,250 |
| 5                            | 31,200                       | 32     | 191,930                      | 83                                  | 64,205                       | 87     | 31,130                       | 468                          | 9      |
| 9                            | 1,925                        | 10     | 5,425                        | 8                                   | 1,950                        | 10     | 2,000                        | 1                            | 6      |
| 13                           | 2,920                        | 92     | 53,548                       | 18                                  | 42,766                       | 4      | 3,060                        | 201                          | 201    |
| 4                            | 2,050                        | 19     | 6,275                        | 26                                  | 4,550                        | 41     | 16,525                       | 2                            | 3      |
| 31                           | 60,599                       | 88     | 673,063                      | 570                                 | 379,705                      | 564    | 269,215                      | 32                           | 92     |
| 91                           | 820,380                      | 110    | 1,883,835                    | 223                                 | 293,583                      | 292    | 353,884                      | 137                          | 34     |
| 145                          | 785,146                      | 117    | 166,948                      | 782                                 | 216,278                      | 906    | 240,813                      | 508                          | 101    |
| 1                            | 350                          | 7      | 17,335                       | 3                                   | 1,000                        | 3      | 4,065                        | 1                            | 1      |
| 4                            | 3,100                        | 10     | 6,615                        | 9                                   | 3,190                        | 20     | 12,250                       | 0                            | 8      |
| 54                           | 43,945                       | 57     | 45,982                       | 413                                 | 140,891                      | 411    | 192,711                      | 214                          | 7      |
| 34                           | 8,324                        | 211    | 67,622                       | 48                                  | 30,897                       | 73     | 27,612                       | 156                          | 490    |
| 12                           | 3,865                        | 44     | 28,719                       | 87                                  | 48,063                       | 72     | 45,620                       | 65                           | 38     |
| 5                            | 5,150                        | 2      | 580                          | 1                                   | 500                          | 6      | 22,500                       | 0                            | 0      |
| 2                            | 19,300                       | 4      | 1,100                        | 5                                   | 2,100                        | 2      | 1,100                        | 0                            | 3      |
| 6                            | 1,300                        | 8      | 2,625                        | 2                                   | 200                          | 1      | 500                          | 4                            | 1      |
| 16                           | 3,553                        | 34     | 172,212                      | 22                                  | 43,768                       | 24     | 25,275                       | 89                           | 82     |
| 2                            | 1,200                        | 2      | 900                          | 2                                   | 185                          | 0      | 0                            | 0                            | 0      |
| 19                           | 12,600                       | 30     | 9,495                        | 93                                  | 37,955                       | 113    | 38,747                       | 2                            | 20     |
| 106                          | 8,594,960                    | 867    | 17,266,545                   | 287                                 | 193,069                      | 383    | 327,235                      | 1,146                        | 1,094  |
| 777                          | 7,257,881                    | 5,005  | 16,633,765                   | 6,087                               | 6,825,828                    | 7,508  | 7,637,457                    | 9,170                        | 8,598  |
| 69                           | 14,985                       | 270    | 78,605                       | 69                                  | 27,300                       | 122    | 49,370                       | 399                          | 327    |
| 2                            | 400                          | 3      | 930                          | 29                                  | 4,039                        | 57     | 21,215                       | 0                            | 13     |
| 2                            | 1,000                        | 1      | 12,000                       | 2                                   | 2,300                        | 3      | 1,500                        | 0                            | 1      |
| 0                            | 0                            | 0      | 0                            | 7                                   | 2,590                        | 21     | 17,886                       | 0                            | 20     |
| 32                           | 7,830                        | 52     | 233,513                      | 73                                  | 35,016                       | 66     | 27,657                       | 553                          | 16     |
| 3                            | 350                          | 15     | 14,515,560                   | 28                                  | 7,220                        | 52     | 25,196                       | 0                            | 7      |
| 0                            | 0                            | 7      | 5,210                        | 2                                   | 460                          | 15     | 3,950                        | 0                            | 15     |
| 0                            | 0                            | 0      | 0                            | 0                                   | 0                            | 0      | 0                            | 0                            | 1      |
| 0                            | 0                            | 0      | 0                            | 0                                   | 0                            | 0      | 0                            | 0                            | 0      |
| 84                           | 32,121                       | 205    | 175,604                      | 221                                 | 150,738                      | 283    | 343,234                      | 196                          | 319    |
| 453                          | 605,765                      | 580    | 5,478,995                    | 3,325                               | 1,052,220                    | 3,078  | 857,412                      | 576                          | 250    |
| 0                            | 0                            | 0      | 0                            | 0                                   | 0                            | 0      | 0                            | 0                            | 0      |
| 8                            | 6,350                        | 4      | 800                          | 24                                  | 12,806                       | 6      | 3,500                        | 0                            | 3      |
| 83                           | 15,915                       | 103    | 99,147                       | 61                                  | 23,850                       | 92     | 49,207                       | 376                          | 233    |
| 2                            | 450                          | 6      | 1,580                        | 37                                  | 8,915                        | 5      | 1,550                        | 1                            | 1      |
| 1                            | 150                          | 0      | 0                            | 1                                   | 100                          | 1      | 1,500                        | 0                            | 0      |
| 19                           | 58,899                       | 33     | 14,662                       | 26                                  | 73,280                       | 33     | 63,963                       | 3                            | 7      |
| 247                          | 649,895                      | 433    | 4,014,275                    | 1,474                               | 394,125                      | 2,206  | 607,155                      | 0                            | 88     |
| 10                           | 1,005                        | 6      | 1,620                        | 4                                   | 550                          | 9      | 1,575                        | 0                            | 0      |
| 2                            | 160                          | 1      | 200                          | 4                                   | 530                          | 4      | 1,000                        | 2                            | 1      |
| 1                            | 200                          | 10     | 5,903                        | 9                                   | 4,475                        | 19     | 15,225                       | 0                            | 11     |
| 0                            | 0                            | 50     | 18,458                       | 15                                  | 14,460                       | 17     | 18,200                       | 0                            | 20     |
| 0                            | 0                            | 7      | 2,800                        | 7                                   | 1,490                        | 23     | 18,430                       | 0                            | 11     |
| 0                            | 0                            | 6      | 2,650                        | 2                                   | 4,300                        | 4      | 1,085                        | 0                            | 6      |
| 13                           | 3,870                        | 109    | 58,668                       | 27                                  | 11,594                       | 19     | 83,691                       | 11                           | 102    |
| 7                            | 2,935                        | 56     | 309,959                      | 330                                 | 207,809                      | 330    | 245,557                      | 1                            | 2      |
| 0                            | 0                            | 1      | 25,000                       | 0                                   | 0                            | 0      | 0                            | 0                            | 0      |
| 9                            | 2,700                        | 9      | 2,650                        | 0                                   | 0                            | 2      | 800                          | 0                            | 3      |
| 16                           | 346,155                      | 37     | 1,790,833                    | 129                                 | 189,080                      | 149    | 2,569,918                    | 0                            | 1      |
| 7                            | 10,050                       | 17     | 66,100                       | 11                                  | 3,265                        | 8      | 8,700                        | 0                            | 2      |
| 46                           | 12,494                       | 55     | 9,530                        | 354                                 | 70,343                       | 389    | 94,964                       | 24                           | 24     |
| 7                            | 2,345                        | 41     | 15,448                       | 14                                  | 3,295                        | 34     | 6,928                        | 0                            | 8      |
| 7                            | 2,950                        | 20     | 8,680                        | 13                                  | 7,710                        | 25     | 18,856                       | 1                            | 1      |
| 6                            | 775                          | 14     | 84,605                       | 5                                   | 1,325                        | 4      | 850                          | 0                            | 1      |
| 20                           | 2,915                        | 16     | 2,165                        | 264                                 | 36,982                       | 347    | 79,862                       | 0                            | 4      |

## Building Construction in 2,707 Cities Reporting to the Bureau

EAST NORTH

| State and city            | Total construction |                |        |                | New residential buildings |                |        |                |
|---------------------------|--------------------|----------------|--------|----------------|---------------------------|----------------|--------|----------------|
|                           | 1943               |                | 1942   |                | 1943                      |                | 1942   |                |
|                           | Number             | Valuation      | Number | Valuation      | Number                    | Valuation      | Number | Valuation      |
| <b>Michigan—Con.</b>      |                    | <i>Dollars</i> |        | <i>Dollars</i> |                           | <i>Dollars</i> |        | <i>Dollars</i> |
| 298 *Jackson.....         | 318                | 181,510        | 419    | 187,719        | 13                        | 55,000         | 5      | 15,800         |
| 299 *Kalamazoo.....       | 792                | 264,105        | 786    | 557,691        | 1                         | 500            | 31     | 133,400        |
| 300 L'Anse.....           | 0                  | 0              | 5      | 2,750          | 0                         | 0              | 2      | 2,000          |
| 301 Lake Odessa.....      | 24                 | 4,440          | 36     | 12,700         | 0                         | 0              | 0      | 0              |
| 302 *Lansing.....         | 581                | 864,633        | 932    | 2,529,179      | 46                        | 188,000        | 203    | 785,400        |
| 303 Lincoln Park.....     | 543                | 1,781,566      | 780    | 2,155,814      | 382                       | 1,725,150      | 463    | 2,009,656      |
| 304 Lowell.....           | 3                  | 1,900          | 4      | 21,400         | 0                         | 0              | 0      | 0              |
| 305 Ludington.....        | 48                 | 14,170         | 134    | 169,290        | 5                         | 5,425          | 56     | 137,600        |
| 306 Mackinaw City.....    | 3                  | 500            | 9      | 5,400          | 0                         | 0              | 4      | 3,000          |
| 307 Marquette.....        | 32                 | 10,485         | 51     | 45,496         | 3                         | 600            | 16     | 8,896          |
| 308 Melvindale.....       | 503                | 2,006,821      | 325    | 1,932,491      | 470                       | 1,944,500      | 224    | 919,950        |
| 309 Midland.....          | 466                | 1,326,855      | 224    | 2,455,180      | 380                       | 1,154,950      | 78     | 337,390        |
| 310 Monroe.....           | 689                | 6,227,546      | 99     | 280,665        | 595                       | 1,854,375      | 2      | 9,300          |
| 311 Mount Clemens.....    | 51                 | 93,685         | 98     | 74,855         | 1                         | 20,000         | 7      | 30,300         |
| 312 Mount Pleasant.....   | 21                 | 9,554          | 48     | 22,861         | 0                         | 0              | 5      | 7,900          |
| 313 *Muskegon.....        | 1,330              | 7,075,275      | 1,043  | 6,916,982      | 485                       | 1,223,323      | 37     | 115,200        |
| 314 Niles.....            | 104                | 76,789         | 174    | 102,263        | 15                        | 52,640         | 20     | 49,400         |
| 315 North Muskegon.....   | 40                 | 79,055         | 49     | 160,525        | 16                        | 53,200         | 18     | 70,100         |
| 316 Oak Park.....         | 15                 | 25,879         | 65     | 241,189        | 3                         | 15,000         | 32     | 124,394        |
| 317 Otsego.....           | 12                 | 5,350          | 12     | 6,650          | 0                         | 0              | 4      | 3,200          |
| 318 Owosso.....           | 68                 | 12,576         | 131    | 63,675         | 10                        | 3,300          | 9      | 6,650          |
| 319 Pinconning.....       | 4                  | 730            | 5      | 3,500          | 0                         | 0              | 2      | 2,000          |
| 320 Plainwell.....        | 32                 | 15,811         | 23     | 8,958          | 2                         | 3,400          | 3      | 1,400          |
| 321 Pleasant Ridge.....   | 6                  | 2,990          | 29     | 37,145         | 0                         | 0              | 6      | 31,200         |
| 322 Plymouth.....         | 246                | 512,842        | 195    | 184,778        | 92                        | 465,300        | 27     | 116,500        |
| 323 *Pontiac.....         | 1,364              | 1,247,756      | 938    | 1,305,607      | 172                       | 671,500        | 78     | 299,100        |
| 324 *Port Huron.....      | 117                | 699,604        | 212    | 415,467        | 9                         | 1,800          | 37     | 49,723         |
| 325 River Rouge.....      | 193                | 246,253        | 192    | 161,585        | 67                        | 210,245        | 36     | 99,240         |
| 326 Rochester.....        | 9                  | 5,997          | 15     | 25,975         | 0                         | 0              | 4      | 15,150         |
| 327 Rockford.....         | 2                  | 250            | 10     | 1,735          | 0                         | 0              | 0      | 0              |
| 328 Rogers City.....      | 22                 | 4,225          | 31     | 11,675         | 0                         | 0              | 1      | 3,000          |
| 329 Roseville.....        | 112                | 80,187         | 263    | 222,343        | 13                        | 32,800         | 42     | 92,800         |
| 330 Royal Oak.....        | 440                | 1,496,080      | 817    | 2,365,950      | 260                       | 1,416,300      | 454    | 2,122,000      |
| 331 *Saginaw.....         | 1,094              | 2,294,782      | 1,226  | 8,575,105      | 323                       | 919,445        | 166    | 476,838        |
| 332 St. Clair.....        | 19                 | 7,000          | 23     | 20,091         | 0                         | 0              | 4      | 9,200          |
| 333 St. Clair Shores..... | 201                | 149,549        | 467    | 732,033        | 16                        | 56,050         | 117    | 549,015        |
| 334 St. Joseph.....       | 137                | 249,482        | 137    | 1,608,755      | 33                        | 181,500        | 11     | 52,000         |
| 335 Sault Ste. Marie..... | 189                | 422,765        | 291    | 2,405,388      | 23                        | 21,138         | 24     | 20,975         |
| 336 Scottville.....       | 7                  | 5,790          | 11     | 10,485         | 1                         | 1,500          | 3      | 7,000          |
| 337 South Range.....      | 8                  | 900            | 10     | 1,900          | 1                         | 150            | 0      | 0              |
| 338 Spring Lake.....      | 13                 | 5,810          | 12     | 6,950          | 0                         | 0              | 3      | 4,250          |
| 339 Sylvan Lake.....      | 29                 | 5,975          | 31     | 9,010          | 0                         | 0              | 0      | 0              |
| 340 Tawas City.....       | 9                  | 2,600          | 8      | 2,600          | 1                         | 2,000          | 1      | 450            |
| 341 Three Oaks.....       | 14                 | 3,170          | 18     | 10,460         | 0                         | 0              | 3      | 7,000          |
| 342 Three Rivers.....     | 19                 | 4,070          | 26     | 22,421         | 2                         | 550            | 3      | 9,850          |
| 343 Traverse City.....    | 65                 | 49,925         | 79     | 49,338         | 5                         | 1,460          | 11     | 5,600          |
| 344 Trenton.....          | 31                 | 60,225         | 72     | 95,615         | 4                         | 11,800         | 30     | 80,225         |
| 345 Utica.....            | 10                 | 15,775         | 10     | 6,875          | 0                         | 0              | 2      | 2,350          |
| 346 Warrervliet.....      | 7                  | 11,600         | 17     | 22,445         | 0                         | 0              | 3      | 10,350         |
| 347 Watervliet.....       | 11                 | 10,000         | 2      | 450            | 1                         | 500            | 0      | 0              |
| 348 Wayne.....            | 1,010              | 4,556,390      | 373    | 1,246,667      | 959                       | 3,648,300      | 302    | 1,163,250      |
| 349 Wyandotte.....        | 324                | 1,485,874      | 401    | 1,070,967      | 280                       | 1,416,635      | 207    | 951,704        |
| 350 Ypsilanti.....        | 396                | 1,155,281      | 508    | 1,597,171      | 136                       | 641,030        | 132    | 539,735        |
| 351 Zeeland.....          | 71                 | 31,325         | 85     | 25,978         | 2                         | 5,500          | 2      | 7,500          |

\* In sample of 257 cities. See text and tables, pp. 15 to 21.

† Includes 11 months only in 1942.

## of Labor Statistics, by City, 1942 and 1943—Continued

## CENTRAL STATES—Continued

| New nonresidential buildings |                |        |                | Additions, alterations, and repairs |                |        |                | Number of new dwelling units |      |
|------------------------------|----------------|--------|----------------|-------------------------------------|----------------|--------|----------------|------------------------------|------|
| 1943                         |                | 1942   |                | 1943                                |                | 1942   |                | 1943                         | 1942 |
| Number                       | Valuation      | Number | Valuation      | Number                              | Valuation      | Number | Valuation      |                              |      |
|                              | <i>Dollars</i> |        | <i>Dollars</i> |                                     | <i>Dollars</i> |        | <i>Dollars</i> |                              |      |
| 94                           | 28,160         | 135    | 47,542         | 211                                 | 98,350         | 279    | 124,377        | 13                           | 5    |
| 86                           | 34,725         | 62     | 141,682        | 705                                 | 228,880        | 693    | 282,509        | 1                            | 31   |
| 0                            | 0              | 2      | 300            | 0                                   | 0              | 1      | 450            | 0                            | 2    |
| 2                            | 340            | 17     | 5,170          | 22                                  | 4,100          | 19     | 7,530          | 0                            | 0    |
| 114                          | 479,639        | 158    | 1,172,319      | 421                                 | 196,994        | 571    | 571,460        | 46                           | 206  |
| 54                           | 13,280         | 150    | 67,055         | 107                                 | 43,136         | 167    | 79,102         | 382                          | 463  |
| 3                            | 1,900          | 2      | 400            | 0                                   | 0              | 2      | 21,000         | 0                            | 0    |
| 31                           | 7,420          | 56     | 24,000         | 12                                  | 1,325          | 19     | 7,690          | 5                            | 56   |
| 3                            | 500            | 3      | 1,800          | 0                                   | 0              | 2      | 600            | 0                            | 4    |
| 16                           | 2,995          | 16     | 14,565         | 13                                  | 6,890          | 19     | 22,035         | 3                            | 16   |
| 10                           | 47,645         | 55     | 991,441        | 23                                  | 14,676         | 46     | 21,100         | 469                          | 224  |
| 24                           | 155,525        | 38     | 2,084,085      | 62                                  | 16,380         | 108    | 33,705         | 380                          | 85   |
| 17                           | 4,269,480      | 32     | 233,360        | 77                                  | 103,691        | 65     | 38,005         | 601                          | 2    |
| 27                           | 68,960         | 40     | 21,215         | 23                                  | 4,725          | 51     | 23,340         | 12                           | 7    |
| 4                            | 2,850          | 19     | 5,244          | 17                                  | 6,704          | 24     | 9,717          | 0                            | 5    |
| 90                           | 5,288,199      | 178    | 6,495,230      | 755                                 | 563,753        | 828    | 306,552        | 485                          | 37   |
| 21                           | 6,342          | 27     | 10,607         | 68                                  | 17,807         | 127    | 42,256         | 16                           | 20   |
| 12                           | 4,885          | 13     | 83,700         | 12                                  | 20,970         | 18     | 6,725          | 16                           | 18   |
| 9                            | 10,229         | 22     | 114,460        | 3                                   | 650            | 11     | 2,335          | 3                            | 32   |
| 6                            | 3,500          | 6      | 3,100          | 6                                   | 1,850          | 2      | 350            | 0                            | 4    |
| 28                           | 3,286          | 59     | 42,065         | 30                                  | 5,990          | 63     | 14,960         | 10                           | 9    |
| 1                            | 250            | 2      | 1,200          | 3                                   | 480            | 1      | 300            | 0                            | 2    |
| 2                            | 5,130          | 4      | 610            | 28                                  | 7,281          | 16     | 6,948          | 2                            | 3    |
| 0                            | 0              | 9      | 2,925          | 6                                   | 2,990          | 14     | 3,020          | 0                            | 6    |
| 2                            | 3,200          | 24     | 25,230         | 152                                 | 44,342         | 144    | 43,048         | 92                           | 27   |
| 148                          | 135,374        | 145    | 781,108        | 1,044                               | 440,882        | 715    | 225,399        | 172                          | 78   |
| 35                           | 681,675        | 72     | 259,320        | 73                                  | 16,189         | 103    | 106,424        | 9                            | 37   |
| 38                           | 7,080          | 35     | 14,560         | 88                                  | 28,928         | 121    | 47,785         | 69                           | 42   |
| 2                            | 500            | 1      | 350            | 7                                   | 5,497          | 10     | 10,475         | 0                            | 4    |
| 2                            | 250            | 4      | 625            | 0                                   | 0              | 6      | 1,110          | 0                            | 0    |
| 5                            | 800            | 6      | 1,500          | 17                                  | 3,425          | 24     | 7,175          | 0                            | 1    |
| 52                           | 10,843         | 98     | 32,189         | 47                                  | 36,544         | 123    | 97,354         | 13                           | 42   |
| 89                           | 43,395         | 212    | 146,895        | 91                                  | 36,385         | 151    | 97,055         | 280                          | 455  |
| 204                          | 1,075,282      | 331    | 7,831,150      | 567                                 | 300,055        | 739    | 267,117        | 333                          | 162  |
| 7                            | 3,525          | 13     | 7,046          | 12                                  | 3,475          | 11     | 3,845          | 0                            | 4    |
| 80                           | 25,134         | 190    | 104,501        | 105                                 | 68,365         | 160    | 78,517         | 16                           | 117  |
| 23                           | 39,390         | 30     | 1,526,655      | 81                                  | 28,572         | 96     | 30,100         | 33                           | 11   |
| 51                           | 264,760        | 196    | 2,122,532      | 115                                 | 136,867        | 71     | 261,881        | 22                           | 24   |
| 4                            | 3,290          | 4      | 2,585          | 2                                   | 1,000          | 4      | 900            | 1                            | 3    |
| 3                            | 350            | 0      | 0              | 4                                   | 400            | 10     | 1,900          | 1                            | 0    |
| 9                            | 2,760          | 8      | 2,300          | 4                                   | 3,050          | 1      | 460            | 0                            | 3    |
| 7                            | 400            | 5      | 900            | 27                                  | 5,575          | 26     | 8,110          | 0                            | 0    |
| 7                            | 350            | 2      | 400            | 1                                   | 250            | 5      | 1,750          | 1                            | 1    |
| 7                            | 1,940          | 7      | 1,635          | 7                                   | 1,230          | 8      | 1,828          | 0                            | 3    |
| 8                            | 2,105          | 10     | 4,485          | 9                                   | 1,415          | 13     | 8,086          | 2                            | 3    |
| 34                           | 38,995         | 30     | 17,750         | 26                                  | 9,470          | 38     | 25,988         | 5                            | 11   |
| 16                           | 44,205         | 3      | 8,790          | 11                                  | 4,220          | 16     | 6,600          | 4                            | 30   |
| 2                            | 7,000          | 3      | 500            | 8                                   | 8,775          | 5      | 4,025          | 0                            | 2    |
| 7                            | 11,600         | 10     | 9,295          | 0                                   | 0              | 4      | 2,800          | 0                            | 3    |
| 0                            | 0              | 2      | 450            | 10                                  | 9,500          | 0      | 0              | 1                            | 0    |
| 18                           | 874,312        | 23     | 31,157         | 33                                  | 33,778         | 48     | 52,290         | 959                          | 302  |
| 27                           | 5,832          | 107    | 57,187         | 87                                  | 63,407         | 87     | 62,076         | 300                          | 207  |
| 42                           | 366,326        | 59     | 894,113        | 348                                 | 157,925        | 317    | 168,323        | 135                          | 148  |
| 10                           | 11,155         | 19     | 5,830          | 59                                  | 14,070         | 64     | 12,648         | 2                            | 2    |

## Building Construction in 2,707 Cities Reporting to the

EAST NORTH

| State and city             | Total construction |                                     |               |                                      | New residential buildings |                                     |               |                                     |
|----------------------------|--------------------|-------------------------------------|---------------|--------------------------------------|---------------------------|-------------------------------------|---------------|-------------------------------------|
|                            | 1943               |                                     | 1942          |                                      | 1943                      |                                     | 1942          |                                     |
|                            | Number             | Valuation                           | Number        | Valuation                            | Number                    | Valuation                           | Number        | Valuation                           |
| <b>Ohio</b> .....          | <b>34,162</b>      | <i>Dollars</i><br><b>96,129,491</b> | <b>35,792</b> | <i>Dollars</i><br><b>126,161,197</b> | <b>13,315</b>             | <i>Dollars</i><br><b>55,175,836</b> | <b>10,426</b> | <i>Dollars</i><br><b>48,667,606</b> |
| 352 *Akron.....            | 6,179              | 16,660,702                          | 3,252         | 5,783,730                            | 2,520                     | 7,704,981                           | 865           | 3,326,425                           |
| 353 Ashland.....           | 20                 | 4,720                               | 59            | 67,223                               | 0                         | 0                                   | 8             | 31,350                              |
| 354 Ashtabula.....         | 121                | 62,121                              | 216           | 399,938                              | 1                         | 5,500                               | 20            | 91,200                              |
| 355 Athens.....            | 8                  | 12,205                              | 26            | 24,388                               | 0                         | 0                                   | 2             | 900                                 |
| 356 Barberton.....         | 436                | 1,205,106                           | 249           | 368,243                              | 299                       | 884,112                             | 37            | 77,345                              |
| 357 Bay.....               | 26                 | 16,400                              | 93            | 312,851                              | 2                         | 8,900                               | 47            | 294,250                             |
| 358 Bedford.....           | 141                | 594,780                             | 126           | 641,510                              | 73                        | 364,800                             | 37            | 172,000                             |
| 359 Berea.....             | 1,000              | 3,277,135                           | 113           | 326,868                              | 965                       | 3,259,445                           | 57            | 297,585                             |
| 360 Bexley.....            | 37                 | 47,750                              | 143           | 478,500                              | 14                        | 41,550                              | 92            | 455,000                             |
| 361 Bowling Green.....     | 12                 | 6,825                               | 74            | 201,700                              | 0                         | 0                                   | 20            | 47,500                              |
| 362 Bratenahl.....         | 6                  | 2,000                               | 5             | 6,410                                | 0                         | 0                                   | 1             | 5,200                               |
| 363 Brecksville.....       | 66                 | 9,465                               | 49            | 63,609                               | 0                         | 0                                   | 6             | 43,300                              |
| 364 Brookville.....        | 21                 | 13,350                              | 21            | 26,675                               | 3                         | 6,600                               | 6             | 21,500                              |
| 365 Bryan.....             | 26                 | 7,668                               | 51            | 53,155                               | 0                         | 0                                   | 13            | 27,380                              |
| 366 Cambridge.....         | 6                  | 2,200                               | 9             | 3,296,386                            | 0                         | 0                                   | 0             | 0                                   |
| 367 Campbell.....          | 42                 | 11,327                              | 64            | 47,921                               | 0                         | 0                                   | 9             | 29,699                              |
| 368 *Canton.....           | 1,483              | 2,785,195                           | 1,738         | 4,029,926                            | 397                       | 1,380,212                           | 212           | 1,043,100                           |
| 369 Chagrin Falls.....     | 8                  | 10,050                              | 7             | 1,575                                | 1                         | 4,500                               | 0             | 0                                   |
| 370 *Cincinnati.....       | 2,097              | 2,126,103                           | 2,848         | 6,616,206                            | 18                        | 95,000                              | 349           | 2,295,290                           |
| 371 *Cleveland.....        | 5,901              | 23,859,330                          | 5,695         | 34,511,201                           | 2,492                     | 11,540,900                          | 1,397         | 6,910,500                           |
| 372 Cleveland Heights..... | 101                | 509,446                             | 216           | 586,239                              | 27                        | 453,900                             | 61            | 409,950                             |
| 373 Cleves.....            | 4                  | 1,400                               | 4             | 4,300                                | 0                         | 0                                   | 0             | 0                                   |
| 374 Clyde.....             | 0                  | 0                                   | 2             | 10,000                               | 0                         | 0                                   | 2             | 10,000                              |
| 375 *Columbus.....         | 1,144              | 2,041,742                           | 2,910         | 9,528,075                            | 242                       | 1,421,100                           | 1,453         | 7,221,900                           |
| 376 Conneaut.....          | 79                 | 28,264                              | 105           | 26,223                               | 0                         | 0                                   | 0             | 0                                   |
| 377 Coshocton.....         | 13                 | 7,880                               | 20            | 18,082                               | 0                         | 0                                   | 2             | 6,700                               |
| 378 Covington.....         | 10                 | 1,964                               | 14            | 10,345                               | 0                         | 0                                   | 0             | 0                                   |
| 379 Crestline.....         | 4                  | 11,000                              | 15            | 3,587                                | 0                         | 0                                   | 2             | 900                                 |
| 380 Cuyahoga Falls.....    | 129                | 416,916                             | 190           | 632,458                              | 90                        | 380,871                             | 111           | 532,550                             |
| 381 *Dayton.....           | 3,137              | 10,168,109                          | 1,840         | 4,896,479                            | 2,235                     | 8,941,066                           | 672           | 3,022,610                           |
| 382 Defiance.....          | 42                 | 10,814                              | 59            | 36,500                               | 0                         | 0                                   | 11            | 22,250                              |
| 383 Delphos.....           | 11                 | 7,150                               | 31            | 61,825                               | 1                         | 4,000                               | 4             | 9,500                               |
| 384 *East Cleveland.....   | 106                | 920,664                             | 72            | 75,967                               | 23                        | 690,500                             | 2             | 12,250                              |
| 385 Elmwood Place.....     | 0                  | 0                                   | 2             | 6,000                                | 0                         | 0                                   | 0             | 0                                   |
| 386 Elyria.....            | 288                | 567,410                             | 454           | 1,152,269                            | 87                        | 412,700                             | 165           | 696,725                             |
| 387 Englewood.....         | 0                  | 0                                   | 3             | 11,500                               | 0                         | 0                                   | 3             | 11,500                              |
| 388 Euclid.....            | 683                | 5,508,434                           | 1,326         | 12,379,949                           | 489                       | 3,592,900                           | 1,163         | 6,148,800                           |
| 389 Fairview.....          | 53                 | 33,000                              | 66            | 181,735                              | 6                         | 30,000                              | 18            | 103,350                             |
| 390 Fostoria.....          | 32                 | 26,385                              | 83            | 102,909                              | 0                         | 0                                   | 19            | 38,800                              |
| 391 Franklin.....          | 14                 | 2,685                               | 18            | 16,560                               | 0                         | 0                                   | 8             | 14,550                              |
| 392 Fredericktown.....     | 5                  | 1,375                               | 6             | 1,095                                | 0                         | 0                                   | 0             | 0                                   |
| 393 Fremont.....           | 21                 | 14,105                              | 62            | 69,135                               | 4                         | 4,000                               | 21            | 47,550                              |
| 394 Gallon.....            | 30                 | 20,500                              | 61            | 46,935                               | 2                         | 600                                 | 8             | 23,300                              |
| 395 Garfield Heights.....  | 280                | 1,087,565                           | 258           | 1,191,587                            | 190                       | 960,150                             | 134           | 672,045                             |
| 396 Garrettsville.....     | 2                  | 350                                 | 4             | 13,000                               | 0                         | 0                                   | 2             | 7,000                               |
| 397 Geneva.....            | 4                  | 450                                 | 8             | 14,400                               | 0                         | 0                                   | 3             | 11,100                              |
| 398 Gibsonburg.....        | 1                  | 500                                 | 8             | 3,100                                | 0                         | 0                                   | 0             | 0                                   |
| 399 Girard.....            | 13                 | 2,495                               | 35            | 43,592                               | 0                         | 0                                   | 9             | 36,650                              |
| 400 Grandview Heights..... | 53                 | 272,975                             | 39            | 262,500                              | 35                        | 258,900                             | 34            | 254,000                             |
| 401 *Hamilton.....         | 261                | 503,280                             | 661           | 3,274,238                            | 30                        | 127,025                             | 294           | 1,205,078                           |
| 402 Independence.....      | 44                 | 37,385                              | 53            | 75,550                               | 2                         | 10,200                              | 12            | 58,700                              |
| 403 Ironton.....           | 63                 | 72,630                              | 72            | 27,100                               | 19                        | 54,700                              | 12            | 15,750                              |
| 404 Jewett.....            | 9                  | 2,525                               | 2             | 550                                  | 1                         | 300                                 | 1             | 500                                 |
| 405 Kingston.....          | 0                  | 0                                   | 0             | 0                                    | 0                         | 0                                   | 0             | 0                                   |
| 406 *Lakewood.....         | 174                | 879,755                             | 198           | 304,712                              | 36                        | 750,900                             | 21            | 161,250                             |
| 407 Lancaster.....         | 114                | 26,475                              | 132           | 97,685                               | 3                         | 2,700                               | 18            | 50,020                              |
| 408 *Lima.....             | 486                | 989,307                             | 442           | 3,283,222                            | 231                       | 744,580                             | 91            | 232,495                             |
| 409 Lockland.....          | 29                 | 88,325                              | 25            | 329,970                              | 12                        | 63,400                              | 6             | 18,850                              |
| 410 *Lorain.....           | 742                | 520,290                             | 1,203         | 1,575,007                            | 2                         | 2,200                               | 257           | 1,126,985                           |
| 411 Lyndhurst.....         | 73                 | 120,711                             | 83            | 267,525                              | 20                        | 104,500                             | 44            | 255,250                             |

\*In sample of 257 cities. See text and tables, pp. 15 to 21.



Bureau of Labor Statistics, by City, 1942 and 1943—Continued

CENTRAL STATES—Continued

| New nonresidential buildings |            |        |            | Additions, alterations, and repairs |            |        |            | Number of new dwelling units |        |
|------------------------------|------------|--------|------------|-------------------------------------|------------|--------|------------|------------------------------|--------|
| 1943                         |            | 1942   |            | 1943                                |            | 1942   |            | 1943                         | 1942   |
| Number                       | Valuation  | Number | Valuation  | Number                              | Valuation  | Number | Valuation  |                              |        |
|                              | Dollars    |        | Dollars    |                                     | Dollars    |        | Dollars    |                              |        |
| 5,503                        | 26,165,896 | 7,907  | 60,791,324 | 15,344                              | 14,787,959 | 17,559 | 16,702,267 | 15,920                       | 11,617 |
| 764                          | 5,714,680  | 652    | 1,218,429  | 2,895                               | 3,241,041  | 1,735  | 1,238,876  | 2,520                        | 877    |
| 8                            | 760        | 34     | 16,903     | 12                                  | 3,960      | 17     | 18,970     | 0                            | 8      |
| 15                           | 4,125      | 30     | 243,687    | 105                                 | 52,496     | 166    | 65,051     | 1                            | 20     |
| 5                            | 11,825     | 2      | 150        | 3                                   | 380        | 22     | 23,338     | 0                            | 2      |
| 64                           | 270,181    | 101    | 219,863    | 73                                  | 50,813     | 111    | 71,035     | 299                          | 37     |
| 12                           | 1,895      | 27     | 11,638     | 12                                  | 5,705      | 19     | 6,963      | 2                            | 47     |
| 47                           | 199,910    | 57     | 437,960    | 21                                  | 30,070     | 32     | 31,550     | 73                           | 37     |
| 20                           | 4,160      | 42     | 10,883     | 15                                  | 13,530     | 14     | 18,400     | 1,016                        | 57     |
| 15                           | 3,975      | 19     | 5,825      | 8                                   | 2,225      | 32     | 17,675     | 14                           | 93     |
| 12                           | 6,825      | 48     | 152,400    | 0                                   | 0          | 6      | 1,800      | 0                            | 20     |
| 1                            | 200        | 1      | 1,000      | 5                                   | 1,800      | 3      | 210        | 0                            | 1      |
| 56                           | 7,528      | 21     | 3,750      | 10                                  | 1,937      | 22     | 16,559     | 0                            | 6      |
| 13                           | 5,150      | 3      | 600        | 5                                   | 1,600      | 12     | 4,575      | 4                            | 11     |
| 6                            | 1,510      | 9      | 13,600     | 20                                  | 6,158      | 29     | 12,175     | 0                            | 13     |
| 6                            | 2,200      | 9      | 3,296,386  | 0                                   | 0          | 0      | 0          | 0                            | 366    |
| 18                           | 3,640      | 22     | 3,750      | 24                                  | 7,687      | 33     | 14,472     | 0                            | 9      |
| 199                          | 922,387    | 279    | 2,328,380  | 887                                 | 482,596    | 1,247  | 658,446    | 405                          | 216    |
| 3                            | 950        | 7      | 1,575      | 4                                   | 4,600      | 0      | 0          | 1                            | 0      |
| 144                          | 714,865    | 259    | 2,967,731  | 1,935                               | 1,316,238  | 2,240  | 1,353,185  | 24                           | 575    |
| 855                          | 8,016,150  | 1,534  | 21,913,171 | 2,554                               | 4,302,280  | 2,764  | 5,687,530  | 3,066                        | 1,461  |
| 27                           | 4,547      | 76     | 135,034    | 47                                  | 51,099     | 79     | 41,255     | 128                          | 61     |
| 1                            | 300        | 2      | 3,700      | 3                                   | 1,100      | 2      | 600        | 0                            | 0      |
| 0                            | 0          | 0      | 0          | 0                                   | 0          | 0      | 0          | 0                            | 2      |
| 286                          | 213,437    | 658    | 1,663,939  | 616                                 | 407,205    | 799    | 642,236    | 363                          | 1,909  |
| 31                           | 21,382     | 29     | 4,748      | 48                                  | 6,882      | 76     | 21,475     | 0                            | 0      |
| 9                            | 2,450      | 8      | 5,632      | 4                                   | 5,430      | 10     | 5,750      | 0                            | 3      |
| 3                            | 89         | 2      | 500        | 7                                   | 1,875      | 12     | 9,845      | 0                            | 0      |
| 1                            | 150        | 10     | 2,225      | 3                                   | 10,850     | 3      | 462        | 0                            | 2      |
| 16                           | 2,430      | 35     | 9,668      | 23                                  | 33,615     | 44     | 90,240     | 119                          | 119    |
| 249                          | 451,930    | 384    | 966,105    | 653                                 | 775,173    | 784    | 907,764    | 2,968                        | 820    |
| 7                            | 1,220      | 17     | 2,675      | 35                                  | 9,594      | 31     | 11,575     | 0                            | 11     |
| 2                            | 950        | 13     | 41,725     | 8                                   | 2,200      | 14     | 10,600     | 1                            | 4      |
| 19                           | 26,720     | 14     | 13,112     | 64                                  | 203,444    | 56     | 50,605     | 165                          | 2      |
| 0                            | 0          | 0      | 0          | 0                                   | 0          | 2      | 6,000      | 0                            | 0      |
| 81                           | 50,485     | 82     | 278,183    | 120                                 | 104,225    | 207    | 177,361    | 88                           | 165    |
| 0                            | 0          | 0      | 0          | 0                                   | 0          | 0      | 0          | 0                            | 3      |
| 152                          | 1,606,924  | 84     | 5,896,509  | 42                                  | 218,610    | 79     | 334,640    | 762                          | 1,202  |
| 0                            | 0          | 28     | 70,610     | 47                                  | 3,000      | 20     | 7,775      | 6                            | 18     |
| 9                            | 4,835      | 25     | 49,359     | 23                                  | 21,550     | 39     | 14,747     | 0                            | 19     |
| 6                            | 1,160      | 6      | 885        | 8                                   | 1,525      | 4      | 1,025      | 0                            | 8      |
| 4                            | 1,075      | 2      | 475        | 1                                   | 300        | 4      | 620        | 0                            | 0      |
| 14                           | 6,725      | 20     | 11,225     | 3                                   | 3,380      | 21     | 10,360     | 4                            | 22     |
| 19                           | 17,675     | 40     | 18,550     | 9                                   | 2,225      | 13     | 5,065      | 2                            | 8      |
| 56                           | 97,905     | 59     | 478,902    | 34                                  | 29,510     | 60     | 40,940     | 190                          | 134    |
| 2                            | 350        | 1      | 2,000      | 0                                   | 0          | 1      | 4,000      | 0                            | 2      |
| 2                            | 100        | 1      | 1,500      | 2                                   | 350        | 4      | 1,800      | 0                            | 3      |
| 0                            | 0          | 3      | 950        | 1                                   | 500        | 5      | 2,150      | 0                            | 0      |
| 6                            | 725        | 16     | 4,607      | 7                                   | 1,770      | 10     | 2,335      | 0                            | 9      |
| 4                            | 1,550      | 2      | 650        | 14                                  | 12,625     | 3      | 7,850      | 50                           | 49     |
| 47                           | 94,320     | 87     | 1,982,415  | 174                                 | 281,935    | 280    | 136,745    | 33                           | 321    |
| 38                           | 9,945      | 26     | 6,350      | 4                                   | 17,240     | 15     | 10,500     | 2                            | 12     |
| 18                           | 13,495     | 11     | 2,250      | 26                                  | 4,435      | 49     | 9,100      | 22                           | 12     |
| 7                            | 1,875      | 0      | 50         | 1                                   | 350        | 0      | 0          | 1                            | 1      |
| 0                            | 0          | 0      | 0          | 0                                   | 0          | 0      | 0          | 0                            | 0      |
| 42                           | 15,230     | 83     | 50,735     | 96                                  | 113,625    | 89     | 92,727     | 217                          | 34     |
| 55                           | 9,068      | 54     | 33,597     | 56                                  | 14,707     | 60     | 14,068     | 3                            | 18     |
| 48                           | 10,380     | 83     | 2,902,846  | 207                                 | 234,347    | 268    | 147,881    | 115                          | 99     |
| 5                            | 9,820      | 9      | 305,475    | 12                                  | 15,005     | 10     | 5,645      | 12                           | 6      |
| 90                           | 343,569    | 120    | 210,839    | 650                                 | 174,521    | 826    | 237,183    | 2                            | 257    |
| 37                           | 6,511      | 29     | 6,240      | 16                                  | 9,700      | 10     | 6,035      | 20                           | 44     |

## Building Construction in 2,707 Cities Reporting to the

EAST NORTH

| State and city   | Total construction      |                |           |                | New residential buildings |                |           |                |           |
|------------------|-------------------------|----------------|-----------|----------------|---------------------------|----------------|-----------|----------------|-----------|
|                  | 1943                    |                | 1942      |                | 1943                      |                | 1942      |                |           |
|                  | Number                  | Valuation      | Number    | Valuation      | Number                    | Valuation      | Number    | Valuation      |           |
| <b>Ohio—Con.</b> |                         |                |           |                |                           |                |           |                |           |
|                  |                         | <i>Dollars</i> |           | <i>Dollars</i> |                           | <i>Dollars</i> |           | <i>Dollars</i> |           |
| 412              | McConnelsville.....     | 2              | 350       | 6              | 1,675                     | 0              | 0         | 0              | 0         |
| 413              | Madeira.....            | 4              | 22,000    | 7              | 20,950                    | 4              | 22,000    | 5              | 20,500    |
| 414              | *Mansfield.....         | 124            | 548,417   | 262            | 594,885                   | 27             | 149,500   | 48             | 253,500   |
| 415              | Maple Heights *.....    | 513            | 2,082,110 | 341            | 2,505,000                 | 438            | 2,087,700 | 229            | 1,044,650 |
| 416              | Marietta.....           | 33             | 13,046    | 73             | 1,881,939                 | 0              | 0         | 0              | 0         |
| 417              | *Marion.....            | 254            | 318,811   | 422            | 362,785                   | 37             | 146,500   | 81             | 186,350   |
| 418              | Martins Ferry.....      | 0              | 0         | 19             | 86,350                    | 0              | 0         | 15             | 78,800    |
| 419              | Marysville.....         | 0              | 0         | 1              | 10,000                    | 0              | 0         | 0              | 0         |
| 420              | Massillon.....          | 546            | 1,874,201 | 496            | 651,868                   | 242            | 700,750   | 48             | 175,050   |
| 421              | Maumee.....             | 21             | 5,825     | 39             | 46,843                    | 0              | 0         | 6              | 26,000    |
| 422              | Mayfield Heights.....   | 89             | 86,544    | 96             | 128,682                   | 15             | 75,000    | 24             | 108,990   |
| 423              | Mentor-on-the-Lake..... | 10             | 12,018    | 13             | 9,610                     | 0              | 0         | 1              | 2,900     |
| 424              | Miamisburg.....         | 43             | 28,123    | 62             | 55,122                    | 1              | 3,000     | 7              | 29,300    |
| 425              | Middletown.....         | 303            | 664,600   | 333            | 1,122,586                 | 43             | 189,200   | 29             | 139,900   |
| 426              | Minerva.....            | 1              | 100       | 7              | 22,550                    | 0              | 0         | 2              | 19,300    |
| 427              | Moreland Hills.....     | 7              | 5,750     | 10             | 22,300                    | 1              | 4,800     | 3              | 18,000    |
| 428              | Mount Healthy.....      | 7              | 12,500    | 49             | 159,350                   | 2              | 9,600     | 31             | 151,900   |
| 429              | Navarre.....            | 0              | 0         | 7              | 9,800                     | 0              | 0         | 4              | 8,500     |
| 430              | *Newark.....            | 151            | 808,690   | 67             | 134,240                   | 106            | 747,850   | 16             | 50,900    |
| 431              | New Boston.....         | 26             | 8,406     | 36             | 6,455                     | 0              | 0         | 1              | 1,000     |
| 432              | Newburgh Heights.....   | 6              | 1,550     | 14             | 759,520                   | 0              | 0         | 1              | 5,580     |
| 433              | New Straitsville.....   | 0              | 0         | 0              | 0                         | 0              | 0         | 0              | 0         |
| 434              | Newton Falls.....       | 10             | 15,625    | 26             | 1,373,048                 | 1              | 6,500     | 4              | 11,400    |
| 435              | Niles.....              | 70             | 337,981   | 101            | 469,025                   | 14             | 56,300    | 23             | 73,200    |
| 436              | North Canton.....       | 10             | 44,650    | 44             | 723,775                   | 8              | 44,000    | 35             | 159,200   |
| 437              | North College Hill..... | 62             | 82,964    | 108            | 263,488                   | 16             | 68,000    | 60             | 250,200   |
| 438              | North Royalton.....     | 229            | 78,560    | 125            | 141,545                   | 7              | 25,000    | 22             | 98,300    |
| 439              | Oakwood.....            | 48             | 205,630   | 121            | 609,170                   | 31             | 196,400   | 65             | 575,900   |
| 440              | Oberlin.....            | 12             | 2,160     | 14             | 5,440                     | 0              | 0         | 2              | 1,800     |
| 441              | Ottawa Hills.....       | 0              | 0         | 0              | 0                         | 0              | 0         | 0              | 0         |
| 442              | Oxford.....             | 0              | 0         | 5              | 12,520                    | 0              | 0         | 3              | 11,800    |
| 443              | Painesville.....        | 85             | 59,920    | 239            | 476,495                   | 6              | 19,600    | 97             | 380,700   |
| 444              | Parma.....              | 251            | 898,788   | 293            | 803,694                   | 130            | 723,200   | 133            | 723,300   |
| 445              | Piqua *.....            | 251            | 576,763   | 92             | 86,075                    | 201            | 535,068   | 19             | 21,650    |
| 446              | Port Clinton.....       | 205            | 410,900   | 22             | 41,675                    | 201            | 400,000   | 5              | 17,600    |
| 447              | *Portsmouth.....        | 423            | 90,712    | 492            | 123,009                   | 0              | 0         | 9              | 15,600    |
| 448              | Ravenna.....            | 34             | 102,081   | 140            | 354,856                   | 16             | 72,900    | 55             | 158,550   |
| 449              | Rocky River.....        | 63             | 182,659   | 119            | 382,886                   | 19             | 150,200   | 52             | 324,800   |
| 450              | St. Bernard.....        | 9              | 139,000   | 24             | 102,245                   | 0              | 0         | 14             | 66,500    |
| 451              | St. Clairsville.....    | 17             | 10,535    | 8              | 6,682                     | 0              | 0         | 0              | 0         |
| 452              | Salem.....              | 50             | 20,865    | 91             | 72,018                    | 0              | 0         | 12             | 35,400    |
| 453              | Sandusky.....           | 201            | 450,181   | 417            | 1,165,102                 | 113            | 376,288   | 257            | 857,221   |
| 454              | Sebring.....            | 5              | 3,735     | 20             | 5,851                     | 0              | 0         | 0              | 0         |
| 455              | Shaker Heights.....     | 95             | 668,327   | 98             | 468,607                   | 50             | 642,800   | 50             | 429,450   |
| 456              | Shelby.....             | 36             | 17,821    | 41             | 121,524                   | 2              | 1,050     | 6              | 24,680    |
| 457              | Silver Lake.....        | 0              | 0         | 0              | 0                         | 0              | 0         | 0              | 0         |
| 458              | Silverton.....          | 3              | 555       | 21             | 91,685                    | 0              | 0         | 12             | 74,000    |
| 459              | Solon.....              | 31             | 14,035    | 39             | 68,565                    | 1              | 5,700     | 12             | 59,200    |
| 460              | South Zanesville.....   | 5              | 775       | 7              | 987                       | 0              | 0         | 0              | 0         |
| 461              | *Springfield.....       | 422            | 1,065,075 | 915            | 1,542,862                 | 112            | 602,520   | 360            | 1,167,508 |
| 462              | Stuebenville.....       | 16             | 282,108   | 59             | 78,755                    | 0              | 0         | 12             | 46,300    |
| 463              | Strongsville.....       | 111            | 63,015    | 150            | 124,890                   | 11             | 41,000    | 26             | 87,500    |
| 464              | Struthers.....          | 26             | 5,745     | 38             | 47,758                    | 1              | 200       | 15             | 40,900    |
| 465              | Sylvania.....           | 24             | 5,207     | 43             | 32,975                    | 0              | 0         | 11             | 25,000    |
| 466              | Terrace Park *.....     | 0              | 0         | 0              | 0                         | 0              | 0         | 0              | 0         |

\*In sample of 257 cities. See text and tables, pp. 15 to 21.

\*Includes 11 months only in 1942.

## Bureau of Labor Statistics, by City, 1942 and 1943—Continued

## CENTRAL STATES—Continued

| New nonresidential buildings |                |        |                | Additions, alterations, and repairs |                |        |                | Number of new dwelling units |      |
|------------------------------|----------------|--------|----------------|-------------------------------------|----------------|--------|----------------|------------------------------|------|
| 1943                         |                | 1942   |                | 1943                                |                | 1942   |                | 1943                         | 1942 |
| Number                       | Valuation      | Number | Valuation      | Number                              | Valuation      | Number | Valuation      |                              |      |
|                              | <i>Dollars</i> |        | <i>Dollars</i> |                                     | <i>Dollars</i> |        | <i>Dollars</i> |                              |      |
| 1                            | 200            | 4      | 1,060          | 1                                   | 150            | 2      | 625            | 0                            | 0    |
| 0                            | 0              | 2      | 450            | 0                                   | 0              | 0      | 0              | 4                            | 5    |
| 25                           | 190,630        | 58     | 136,520        | 72                                  | 208,287        | 156    | 204,865        | 27                           | 50   |
| 60                           | 16,225         | 101    | 1,421,525      | 15                                  | 8,185          | 11     | 38,825         | 438                          | 229  |
| 9                            | 7,340          | 10     | 1,641,250      | 24                                  | 5,706          | 63     | 240,689        | 0                            | 0    |
| 88                           | 124,304        | 119    | 110,120        | 129                                 | 48,007         | 222    | 66,315         | 74                           | 96   |
| 0                            | 0              | 0      | 0              | 0                                   | 0              | 4      | 6,550          | 0                            | 15   |
| 0                            | 0              | 1      | 10,000         | 0                                   | 0              | 0      | 0              | 0                            | 0    |
| 48                           | 981,637        | 77     | 335,095        | 256                                 | 191,814        | 371    | 141,723        | 242                          | 48   |
| 11                           | 1,850          | 12     | 14,855         | 10                                  | 3,975          | 21     | 4,988          | 0                            | 6    |
| 41                           | 4,652          | 36     | 5,152          | 33                                  | 6,892          | 36     | 14,540         | 15                           | 24   |
| 1                            | 300            | 2      | 600            | 9                                   | 11,718         | 10     | 6,110          | 0                            | 1    |
| 11                           | 1,210          | 12     | 11,100         | 31                                  | 23,913         | 43     | 14,722         | 1                            | 7    |
| 47                           | 373,181        | 62     | 778,325        | 213                                 | 102,219        | 242    | 204,361        | 43                           | 29   |
| 1                            | 100            | 3      | 750            | 0                                   | 0              | 2      | 2,500          | 0                            | 2    |
| 6                            | 950            | 4      | 500            | 0                                   | 0              | 3      | 3,800          | 1                            | 3    |
| 2                            | 1,400          | 13     | 5,100          | 3                                   | 1,500          | 5      | 2,350          | 2                            | 31   |
| 0                            | 0              | 3      | 1,300          | 0                                   | 0              | 0      | 0              | 0                            | 3    |
| 30                           | 58,110         | 30     | 67,980         | 15                                  | 2,730          | 21     | 15,360         | 213                          | 19   |
| 1                            | 260            | 6      | 485            | 25                                  | 8,146          | 29     | 4,970          | 0                            | 1    |
| 5                            | 1,050          | 10     | 751,540        | 1                                   | 500            | 3      | 2,400          | 0                            | 1    |
| 0                            | 0              | 0      | 0              | 0                                   | 0              | 0      | 0              | 0                            | 0    |
| 5                            | 625            | 8      | 1,355,098      | 4                                   | 8,500          | 14     | 6,550          | 1                            | 4    |
| 19                           | 254,850        | 21     | 334,180        | 37                                  | 26,831         | 57     | 61,645         | 14                           | 23   |
| 1                            | 200            | 5      | 559,575        | 1                                   | 450            | 4      | 5,000          | 8                            | 35   |
| 3                            | 615            | 20     | 4,275          | 43                                  | 14,349         | 28     | 9,013          | 16                           | 61   |
| 191                          | 42,320         | 70     | 27,295         | 31                                  | 11,240         | 33     | 15,950         | 7                            | 22   |
| 10                           | 3,480          | 33     | 15,100         | 7                                   | 5,750          | 23     | 18,170         | 49                           | 101  |
| 8                            | 1,080          | 9      | 2,030          | 4                                   | 1,080          | 3      | 1,610          | 0                            | 2    |
| 0                            | 0              | 0      | 0              | 0                                   | 0              | 0      | 0              | 0                            | 0    |
| 0                            | 0              | 1      | 450            | 0                                   | 0              | 1      | 270            | 0                            | 3    |
| 44                           | 18,220         | 99     | 54,490         | 35                                  | 22,100         | 43     | 41,305         | 17                           | 97   |
| 7                            | 109,681        | 0      | 0              | 124                                 | 65,907         | 160    | 80,394         | 169                          | 133  |
| 26                           | 18,430         | 38     | 23,020         | 24                                  | 23,265         | 35     | 41,405         | 205                          | 20   |
| 2                            | 10,000         | 3      | 6,000          | 2                                   | 900            | 14     | 18,075         | 204                          | 5    |
| 73                           | 16,842         | 83     | 48,133         | 350                                 | 73,870         | 400    | 59,276         | 0                            | 9    |
| 14                           | 13,375         | 14     | 165,756        | 54                                  | 15,806         | 71     | 30,550         | 16                           | 56   |
| 25                           | 10,749         | 34     | 9,590          | 19                                  | 21,750         | 33     | 48,496         | 33                           | 55   |
| 9                            | 139,000        | 5      | 26,545         | 0                                   | 0              | 5      | 9,200          | 0                            | 20   |
| 2                            | 1,550          | 0      | 0              | 15                                  | 8,985          | 8      | 6,682          | 0                            | 0    |
| 8                            | 6,385          | 18     | 16,900         | 42                                  | 14,480         | 61     | 19,718         | 0                            | 12   |
| 46                           | 41,943         | 80     | 151,077        | 42                                  | 31,950         | 80     | 156,804        | 113                          | 257  |
| 5                            | 3,735          | 9      | 3,101          | 0                                   | 0              | 11     | 2,750          | 0                            | 0    |
| 14                           | 2,535          | 12     | 3,050          | 31                                  | 22,982         | 36     | 36,107         | 185                          | 54   |
| 17                           | 12,774         | 10     | 16,700         | 17                                  | 3,997          | 25     | 80,144         | 2                            | 6    |
| 0                            | 0              | 0      | 0              | 0                                   | 0              | 0      | 0              | 0                            | 0    |
| 1                            | 190            | 6      | 16,335         | 2                                   | 365            | 3      | 1,350          | 0                            | 21   |
| 19                           | 3,710          | 21     | 4,215          | 11                                  | 4,625          | 6      | 5,150          | 1                            | 12   |
| 2                            | 200            | 2      | 300            | 3                                   | 575            | 5      | 987            | 0                            | 0    |
| 95                           | 102,399        | 162    | 147,559        | 215                                 | 360,156        | 393    | 227,800        | 179                          | 388  |
| 2                            | 275,133        | 12     | 5,135          | 14                                  | 6,975          | 35     | 27,320         | 0                            | 12   |
| 94                           | 18,865         | 86     | 26,140         | 6                                   | 3,150          | 38     | 11,250         | 11                           | 26   |
| 16                           | 1,570          | 22     | 6,468          | 9                                   | 3,975          | 1      | 400            | 1                            | 15   |
| 14                           | 1,977          | 9      | 1,410          | 10                                  | 3,230          | 23     | 6,565          | 0                            | 11   |
| 0                            | 0              | 0      | 0              | 0                                   | 0              | 0      | 0              | 0                            | 0    |

## Building Construction in 2,707 Cities Reporting to the

EAST NORTH

| State and city                  | Total construction |                   |               |                   | New residential buildings |                  |              |                   |
|---------------------------------|--------------------|-------------------|---------------|-------------------|---------------------------|------------------|--------------|-------------------|
|                                 | 1943               |                   | 1942          |                   | 1943                      |                  | 1942         |                   |
|                                 | Number             | Valuation         | Number        | Valuation         | Number                    | Valuation        | Number       | Valuation         |
| <b>Ohio—Con.</b>                |                    | <i>Dollars</i>    |               | <i>Dollars</i>    |                           | <i>Dollars</i>   |              | <i>Dollars</i>    |
| 467 Tiffin.....                 | 62                 | 70,300            | 100           | 157,481           | 0                         | 0                | 6            | 26,300            |
| 468 *Toledo.....                | 594                | 1,987,583         | 1,260         | 4,528,268         | 0                         | 0                | 216          | 1,003,250         |
| 469 Troy.....                   | 92                 | 91,605            | 156           | 264,828           | 16                        | 62,250           | 50           | 162,190           |
| 470 University Heights.....     | 26                 | 7,741             | 74            | 485,177           | 0                         | 0                | 52           | 418,000           |
| 471 Upper Arlington..           | 16                 | 70,167            | 41            | 192,010           | 4                         | 68,200           | 20           | 183,150           |
| 472 Upper Sandusky..            | 5                  | 8,500             | 2             | 10,000            | 0                         | 0                | 1            | 8,000             |
| 473 Wadsworth.....              | 37                 | 56,180            | 47            | 191,900           | 10                        | 27,900           | 17           | 49,950            |
| 474 *Warren.....                | 1,520              | 5,076,286         | 865           | 1,911,385         | 771                       | 2,276,743        | 91           | 351,125           |
| 475 Washington Court House..... | 6                  | 1,950             | 38            | 28,825            | 1                         | 150              | 4            | 6,000             |
| 476 Waterville.....             | 2                  | 600               | 5             | 1,950             | 0                         | 0                | 0            | 0                 |
| 477 Wellington.....             | 15                 | 2,700             | 33            | 324,903           | 0                         | 0                | 4            | 12,400            |
| 478 Westerville.....            | 10                 | 3,125             | 42            | 81,375            | 0                         | 0                | 5            | 16,700            |
| 479 Wickliffe.....              | 100                | 345,792           | 78            | 305,907           | 62                        | 322,800          | 34           | 165,172           |
| 480 Wilmington.....             | 68                 | 17,347            | 123           | 54,900            | 4                         | 2,700            | 4            | 3,540             |
| 481 Woodsfield.....             | 9                  | 3,825             | 2             | 700               | 2                         | 1,200            | 0            | 0                 |
| 482 Wooster.....                | 28                 | 11,072            | 61            | 139,550           | 0                         | 0                | 9            | 39,800            |
| 483 Wyoming.....                | 4                  | 14,500            | 29            | 149,600           | 3                         | 13,500           | 23           | 134,300           |
| 484 Xenia.....                  | 0                  | 0                 | 22            | 16,600            | 0                         | 0                | 8            | 11,300            |
| 485 *Youngstown.....            | 601                | 399,554           | 780           | 971,428           | 13                        | 19,435           | 109          | 388,305           |
| 486 *Zanesville.....            | 83                 | 12,518            | 152           | 75,775            | 1                         | 2,000            | 10           | 19,865            |
| <b>Wisconsin.....</b>           | <b>12,426</b>      | <b>19,534,462</b> | <b>16,726</b> | <b>45,759,524</b> | <b>1,467</b>              | <b>7,093,877</b> | <b>3,280</b> | <b>13,342,826</b> |
| 487 Altoona.....                | 5                  | 1,100             | 4             | 1,200             | 0                         | 0                | 1            | 500               |
| 488 Amery.....                  | 4                  | 55,750            | 5             | 24,790            | 0                         | 0                | 1            | 4,000             |
| 489 Amherst.....                | 1                  | 3,000             | 3             | 1,800             | 0                         | 0                | 0            | 0                 |
| 490 Antigo.....                 | 12                 | 3,650             | 8             | 16,590            | 1                         | 900              | 1            | 14,000            |
| 491 Appleton.....               | 211                | 112,517           | 331           | 380,665           | 0                         | 0                | 40           | 182,600           |
| 492 Ashland.....                | 6                  | 1,150             | 35            | 28,850            | 0                         | 0                | 1            | 3,000             |
| 493 Augusta.....                | 0                  | 0                 | 0             | 0                 | 0                         | 0                | 0            | 0                 |
| 494 Baraboo.....                | 85                 | 22,870            | 274           | 332,845           | 0                         | 0                | 70           | 232,725           |
| 495 Beaver Dam.....             | 20                 | 3,159             | 31            | 54,526            | 1                         | 200              | 8            | 30,750            |
| 496 Beloit.....                 | 166                | 362,870           | 446           | 1,064,132         | 85                        | 314,775          | 265          | 930,975           |
| 497 Black River Falls..         | 3                  | 975               | 3             | 2,550             | 2                         | 375              | 1            | 2,000             |
| 498 Bloomer.....                | 15                 | 2,995             | 22            | 19,025            | 0                         | 0                | 7            | 9,500             |
| 499 Boscobel.....               | 21                 | 4,470             | 25            | 29,685            | 1                         | 900              | 1            | 1,000             |
| 500 Boyd.....                   | 1                  | 500               | 3             | 4,900             | 0                         | 0                | 0            | 0                 |
| 501 Brillion.....               | 23                 | 51,830            | 6             | 5,300             | 5                         | 26,500           | 1            | 4,500             |
| 502 Brookfield.....             | 21                 | 25,319            | 77            | 205,647           | 3                         | 10,500           | 38           | 187,400           |
| 503 Chetek.....                 | 14                 | 5,190             | 14            | 9,600             | 0                         | 0                | 2            | 6,000             |
| 504 Chilton.....                | 0                  | 0                 | 0             | 0                 | 0                         | 0                | 0            | 0                 |
| 505 Cheppewa Falls..            | 11                 | 11,295            | 23            | 32,965            | 1                         | 3,500            | 4            | 8,000             |
| 506 Clintonville.....           | 54                 | 184,990           | 28            | 81,750            | 41                        | 140,440          | 22           | 72,000            |
| 507 Coleman.....                | 9                  | 8,425             | 9             | 7,940             | 0                         | 0                | 1            | 3,000             |
| 508 Columbus.....               | 1                  | 120               | 7             | 8,150             | 0                         | 0                | 0            | 0                 |
| 509 Cornell.....                | 9                  | 2,050             | 12            | 6,535             | 0                         | 0                | 1            | 3,000             |
| 510 Caduhy.....                 | 132                | 1,092,400         | 148           | 1,945,903         | 57                        | 264,600          | 3            | 16,800            |
| 511 Delevan.....                | 22                 | 94,850            | 29            | 68,828            | 15                        | 29,500           | 16           | 48,500            |
| 512 Dodgeville.....             | 12                 | 8,930             | 2             | 515               | 0                         | 0                | 0            | 0                 |
| 513 Durand.....                 | 13                 | 1,650             | 18            | 4,350             | 0                         | 0                | 0            | 0                 |
| 514 Eagle River.....            | 0                  | 0                 | 6             | 2,050             | 0                         | 0                | 0            | 0                 |
| 515 Eau Claire.....             | 134                | 57,850            | 220           | 146,783           | 1                         | 600              | 12           | 30,700            |
| 516 Edgar.....                  | 0                  | 0                 | 5             | 7,950             | 0                         | 0                | 1            | 1,500             |
| 517 Fond du Lac.....            | 127                | 88,033            | 183           | 1,017,575         | 0                         | 0                | 17           | 65,000            |
| 518 Fort Atkinson.....          | 125                | 20,026            | 129           | 24,131            | 0                         | 0                | 1            | 4,000             |
| 519 Fox Point.....              | 23                 | 3,305             | 39            | 100,009           | 0                         | 0                | 13           | 86,825            |
| 520 Grafton.....                | 1                  | 300               | 12            | 22,600            | 0                         | 0                | 5            | 21,000            |
| 521 Green Bay.....              | 280                | 174,320           | 382           | 2,713,210         | 1                         | 1,000            | 65           | 200,520           |

\*In sample of 257 cities. See text and tables, pp. 15 to 21.

†Includes 11 months only in 1934.

## Bureau of Labor Statistics, by City, 1942 and 1943—Continued

## CENTRAL STATES—Continued

| New nonresidential buildings |                  |              |                   | Additions, alterations, and repairs |                  |               |                  | Number of new dwelling units |              |
|------------------------------|------------------|--------------|-------------------|-------------------------------------|------------------|---------------|------------------|------------------------------|--------------|
| 1943                         |                  | 1942         |                   | 1943                                |                  | 1942          |                  | 1943                         | 1942         |
| Number                       | Valuation        | Number       | Valuation         | Number                              | Valuation        | Number        | Valuation        |                              |              |
|                              | <i>Dollars</i>   |              | <i>Dollars</i>    |                                     | <i>Dollars</i>   |               | <i>Dollars</i>   |                              |              |
| 32                           | 35,780           | 33           | 103,685           | 30                                  | 34,520           | 61            | 27,496           | 0                            | 6            |
| 259                          | 1,609,311        | 501          | 2,766,308         | 335                                 | 478,272          | 543           | 758,710          | 0                            | 259          |
| 30                           | 12,680           | 46           | 85,331            | 46                                  | 16,675           | 60            | 17,305           | 21                           | 50           |
| 2                            | 375              | 7            | 62,400            | 24                                  | 7,366            | 15            | 4,777            | 0                            | 56           |
| 0                            | 0                | 1            | 100               | 12                                  | 1,967            | 20            | 8,760            | 16                           | 20           |
| 2                            | 3,500            | 0            | 0                 | 3                                   | 5,000            | 1             | 2,000            | 0                            | 1            |
| 19                           | 24,280           | 21           | 136,425           | 8                                   | 4,000            | 9             | 5,525            | 10                           | 17           |
| 117                          | 2,538,340        | 79           | 494,125           | 632                                 | 262,203          | 695           | 1,066,135        | 847                          | 91           |
| 1                            | 200              | 18           | 3,825             | 4                                   | 1,600            | 16            | 19,000           | 1                            | 4            |
| 0                            | 0                | 2            | 600               | 2                                   | 600              | 3             | 1,350            | 0                            | 0            |
| 3                            | 400              | 8            | 301,878           | 12                                  | 2,300            | 21            | 10,625           | 0                            | 4            |
| 4                            | 775              | 32           | 62,125            | 6                                   | 2,350            | 5             | 2,550            | 0                            | 5            |
| 34                           | 21,612           | 35           | 136,760           | 4                                   | 1,380            | 9             | 3,975            | 69                           | 34           |
| 6                            | 2,865            | 17           | 20,888            | 58                                  | 11,782           | 102           | 30,472           | 4                            | 4            |
| 5                            | 625              | 2            | 700               | 2                                   | 2,000            | 0             | 0                | 2                            | 0            |
| 3                            | 1,382            | 17           | 42,450            | 25                                  | 9,690            | 35            | 57,300           | 0                            | 9            |
| 0                            | 0                | 0            | 0                 | 1                                   | 1,000            | 6             | 15,300           | 3                            | 29           |
| 0                            | 0                | 8            | 1,650             | 0                                   | 0                | 6             | 3,650            | 0                            | 8            |
| 141                          | 122,094          | 197          | 246,409           | 447                                 | 258,025          | 474           | 336,714          | 12                           | 111          |
| 30                           | 3,302            | 50           | 40,105            | 52                                  | 7,216            | 92            | 15,805           | 1                            | 10           |
| <b>2,562</b>                 | <b>5,775,639</b> | <b>3,176</b> | <b>24,329,492</b> | <b>3,397</b>                        | <b>6,664,946</b> | <b>10,270</b> | <b>8,087,206</b> | <b>1,924</b>                 | <b>3,716</b> |
| 5                            | 1,100            | 2            | 200               | 0                                   | 0                | 1             | 500              | 0                            | 1            |
| 3                            | 55,550           | 3            | 20,600            | 1                                   | 200              | 1             | 190              | 0                            | 1            |
| 1                            | 3,000            | 0            | 0                 | 0                                   | 0                | 3             | 1,800            | 0                            | 0            |
| 8                            | 2,200            | 5            | 1,590             | 3                                   | 650              | 2             | 1,000            | 1                            | 0            |
| 59                           | 33,790           | 72           | 37,760            | 152                                 | 78,727           | 219           | 160,305          | 0                            | 40           |
| 3                            | 325              | 18           | 9,200             | 3                                   | 825              | 16            | 16,650           | 0                            | 1            |
| 0                            | 0                | 0            | 0                 | 0                                   | 0                | 0             | 0                | 0                            | 0            |
| 21                           | 8,225            | 22           | 7,900             | 64                                  | 14,645           | 182           | 92,220           | 0                            | 64           |
| 15                           | 2,407            | 15           | 20,952            | 4                                   | 552              | 8             | 2,824            | 1                            | 8            |
| 33                           | 6,375            | 67           | 27,030            | 48                                  | 41,520           | 114           | 106,127          | 37                           | 265          |
| 1                            | 600              | 1            | 300               | 0                                   | 0                | 1             | 250              | 2                            | 1            |
| 10                           | 1,545            | 7            | 3,825             | 5                                   | 1,450            | 8             | 5,700            | 0                            | 7            |
| 4                            | 330              | 9            | 25,050            | 16                                  | 3,340            | 15            | 3,635            | 1                            | 1            |
| 1                            | 500              | 2            | 4,500             | 0                                   | 0                | 1             | 400              | 0                            | 0            |
| 8                            | 23,350           | 1            | 250               | 10                                  | 1,980            | 4             | 550              | 5                            | 1            |
| 16                           | 11,319           | 22           | 12,255            | 2                                   | 3,500            | 17            | 5,992            | 2                            | 38           |
| 7                            | 3,700            | 4            | 1,200             | 7                                   | 1,490            | 8             | 2,400            | 0                            | 2            |
| 0                            | 0                | 0            | 0                 | 0                                   | 0                | 0             | 0                | 0                            | 0            |
| 10                           | 7,795            | 8            | 16,365            | 0                                   | 0                | 11            | 8,600            | 1                            | 4            |
| 11                           | 43,050           | 5            | 6,750             | 2                                   | 1,500            | 1             | 3,000            | 41                           | 22           |
| 8                            | 8,025            | 4            | 1,200             | 1                                   | 400              | 4             | 3,740            | 0                            | 1            |
| 1                            | 120              | 5            | 5,900             | 0                                   | 0                | 2             | 2,250            | 0                            | 0            |
| 6                            | 1,900            | 3            | 1,150             | 3                                   | 150              | 8             | 2,385            | 0                            | 1            |
| 19                           | 760,806          | 27           | 1,747,225         | 56                                  | 66,994           | 118           | 181,878          | 57                           | 3            |
| 1                            | 60,000           | 5            | 3,930             | 6                                   | 5,350            | 8             | 16,398           | 15                           | 16           |
| 5                            | 7,250            | 0            | 0                 | 7                                   | 1,680            | 2             | 515              | 0                            | 0            |
| 4                            | 500              | 7            | 1,525             | 9                                   | 1,150            | 11            | 2,825            | 0                            | 0            |
| 0                            | 0                | 0            | 0                 | 0                                   | 0                | 6             | 2,050            | 0                            | 0            |
| 57                           | 23,000           | 74           | 22,200            | 76                                  | 34,250           | 134           | 93,883           | 1                            | 12           |
| 0                            | 0                | 3            | 4,450             | 0                                   | 0                | 1             | 2,000            | 0                            | 1            |
| 34                           | 40,080           | 42           | 869,755           | 93                                  | 47,953           | 124           | 82,820           | 0                            | 17           |
| 15                           | 2,345            | 12           | 2,925             | 110                                 | 17,681           | 116           | 17,206           | 0                            | 1            |
| 12                           | 1,685            | 11           | 2,882             | 11                                  | 1,620            | 15            | 10,302           | 0                            | 13           |
| 0                            | 0                | 2            | 650               | 1                                   | 300              | 5             | 950              | 0                            | 5            |
| 154                          | 81,822           | 113          | 2,388,535         | 125                                 | 91,498           | 204           | 124,155          | 1                            | 67           |

## Building Construction in 2,707 Cities Reporting to the

EAST NORTH

| State and city             | Total construction |                |        |                | New residential buildings |                |        |                |
|----------------------------|--------------------|----------------|--------|----------------|---------------------------|----------------|--------|----------------|
|                            | 1943               |                | 1942   |                | 1943                      |                | 1942   |                |
|                            | Number             | Valuation      | Number | Valuation      | Number                    | Valuation      | Number | Valuation      |
| <b>Wisconsin—Con.</b>      |                    |                |        |                |                           |                |        |                |
|                            |                    | <i>Dollars</i> |        | <i>Dollars</i> |                           | <i>Dollars</i> |        | <i>Dollars</i> |
| 522 Green Lake.....        | 0                  | 0              | 3      | 3,000          | 0                         | 0              | 0      | 0              |
| 523 Hartford.....          | 48                 | 8,400          | 40     | 4,873          | 0                         | 0              | 0      | 0              |
| 524 Hayward.....           | 0                  | 0              | 1      | 300            | 0                         | 0              | 0      | 0              |
| 525 Horicon.....           | 3                  | 3,600          | 1      | 1,500          | 0                         | 0              | 0      | 0              |
| 526 Hudson.....            | 0                  | 0              | 1      | 1,500          | 0                         | 0              | 0      | 0              |
| 527 Iola.....              | 10                 | 2,250          | 28     | 17,397         | 0                         | 0              | 0      | 0              |
| 528 Janesville.....        | 42                 | 32,405         | 58     | 81,440         | 0                         | 0              | 2      | 7,000          |
| 529 Kaukauna.....          | 71                 | 13,691         | 88     | 49,032         | 0                         | 0              | 17     | 35,775         |
| 530 *Kenosha.....          | 822                | 2,931,254      | 451    | 6,089,002      | 322                       | 1,082,650      | 107    | 497,715        |
| 531 Kewaunee.....          | 16                 | 4,997          | 1      | 100            | 0                         | 0              | 0      | 0              |
| 532 Kiel.....              | 45                 | 12,575         | 52     | 16,525         | 0                         | 0              | 0      | 0              |
| 533 Kohler.....            | 49                 | 5,300          | 53     | 11,782         | 0                         | 0              | 0      | 0              |
| 534 La Crosse.....         | 242                | 135,040        | 262    | 198,409        | 8                         | 3,125          | 26     | 72,375         |
| 535 Lake Geneva.....       | 2                  | 300            | 0      | 0              | 0                         | 0              | 0      | 0              |
| 536 Lancaster.....         | 52                 | 7,304          | 24     | 12,990         | 0                         | 0              | 0      | 0              |
| 537 Loyal.....             | 2                  | 125            | 1      | 1,110          | 0                         | 0              | 0      | 0              |
| 538 *Madison.....          | 1,064              | 1,394,205      | 956    | 1,084,779      | 67                        | 260,500        | 54     | 252,900        |
| 539 Manitowoc.....         | 299                | 191,659        | 605    | 1,009,130      | 9                         | 36,997         | 295    | 741,335        |
| 540 Maple Bluff.....       | 1                  | 195            | 9      | 28,000         | 0                         | 0              | 4      | 26,750         |
| 541 Marinette.....         | 96                 | 21,717         | 79     | 62,332         | 0                         | 0              | 5      | 18,000         |
| 542 Marshfield.....        | 153                | 123,810        | 102    | 43,007         | 1                         | 200            | 4      | 14,700         |
| 543 Mellen.....            | 0                  | 0              | 0      | 0              | 0                         | 0              | 0      | 0              |
| 544 Menomonee Falls.....   | 16                 | 7,775          | 25     | 95,575         | 0                         | 0              | 23     | 85,500         |
| 545 Milton.....            | 0                  | 0              | 3      | 300            | 0                         | 0              | 0      | 0              |
| 546 *Milwaukee.....        | 3,355              | 7,076,912      | 5,226  | 12,290,322     | 472                       | 2,911,805      | 725    | 4,048,130      |
| 547 Mineral Point.....     | 5                  | 1,550          | 8      | 1,300          | 0                         | 0              | 0      | 0              |
| 548 Mosinee.....           | 0                  | 0              | 5      | 14,200         | 0                         | 0              | 5      | 14,200         |
| 549 Mount Horeb.....       | 1                  | 3,500          | 4      | 1,550          | 1                         | 3,500          | 0      | 0              |
| 550 Neenah.....            | 101                | 20,350         | 89     | 121,570        | 0                         | 0              | 8      | 49,000         |
| 551 North Fond du Lac..... | 2                  | 235            | 12     | 1,385          | 0                         | 0              | 0      | 0              |
| 552 Oconomowoc.....        | 12                 | 5,674          | 18     | 11,935         | 0                         | 0              | 2      | 8,925          |
| 553 Oconto.....            | 2                  | 2,000          | 1      | 5,000          | 0                         | 0              | 0      | 0              |
| 554 Oconto Falls.....      | 0                  | 0              | 1      | 500            | 0                         | 0              | 1      | 500            |
| 555 Oregon.....            | 3                  | 3,800          | 1      | 100            | 0                         | 0              | 0      | 0              |
| 556 *Oshkosh.....          | 350                | 128,659        | 366    | 177,415        | 3                         | 1,220          | 21     | 29,250         |
| 557 Osseo.....             | 5                  | 1,500          | 2      | 1,200          | 0                         | 0              | 0      | 0              |
| 558 Owen.....              | 4                  | 575            | 4      | 880            | 0                         | 0              | 0      | 0              |
| 559 Peshtigo.....          | 18                 | 2,210          | 15     | 14,450         | 0                         | 0              | 2      | 4,500          |
| 560 Pewaukee.....          | 4                  | 605            | 22     | 6,750          | 0                         | 0              | 1      | 1,500          |
| 561 Platteville.....       | 7                  | 1,510          | 0      | 0              | 0                         | 0              | 0      | 0              |
| 562 Prairie du Sac.....    | 4                  | 850            | 34     | 51,764         | 0                         | 0              | 3      | 31,500         |
| 563 *Racine.....           | 397                | 709,423        | 514    | 1,172,641      | 81                        | 407,490        | 79     | 373,070        |
| 564 Reedsburg.....         | 284                | 43,987         | 249    | 47,063         | 1                         | 3,500          | 4      | 5,185          |
| 565 Rhinelander.....       | 19                 | 4,975          | 29     | 48,400         | 0                         | 0              | 4      | 11,100         |
| 566 Ripon.....             | 21                 | 6,645          | 36     | 187,807        | 0                         | 0              | 2      | 7,300          |
| 567 River Hills.....       | 8                  | 3,138          | 7      | 4,276          | 0                         | 0              | 0      | 0              |
| 568 Rothschild.....        | 16                 | 1,266          | 24     | 27,935         | 0                         | 0              | 1      | 3,550          |
| 569 St. Croix Falls.....   | 1                  | 250            | 4      | 1,150          | 0                         | 0              | 0      | 0              |
| 570 Sauk City.....         | 27                 | 13,925         | 16     | 25,200         | 0                         | 0              | 4      | 5,950          |
| 571 Schofield.....         | 15                 | 2,352          | 8      | 2,255          | 0                         | 0              | 1      | 475            |
| 572 Shawano.....           | 47                 | 10,105         | 43     | 67,545         | 0                         | 0              | 2      | 8,800          |
| 573 *Sheboygan.....        | 756                | 185,689        | 823    | 369,030        | 0                         | 0              | 28     | 104,947        |
| 574 Sheboygan Falls.....   | 62                 | 11,588         | 65     | 36,460         | 0                         | 0              | 3      | 14,280         |
| 575 Shorewood.....         | 47                 | 350,226        | 46     | 139,476        | 32                        | 341,800        | 18     | 115,200        |
| 576 South Milwaukee.....   | 91                 | 43,688         | 121    | 113,501        | 0                         | 0              | 8      | 38,475         |

\*In sample of 257 cities. See text and tables, pp. 15 to 21.

\*Includes 11 months only in 1942.

## Bureau of Labor Statistics, by City, 1942 and 1943—Continued

## CENTRAL STATES—Continued

| New nonresidential buildings |                |        |                | Additions, alterations, and repairs |                |        |                | Number of new dwelling units |       |     |
|------------------------------|----------------|--------|----------------|-------------------------------------|----------------|--------|----------------|------------------------------|-------|-----|
| 1943                         |                | 1942   |                | 1943                                |                | 1942   |                | 1943                         | 1942  |     |
| Number                       | Valuation      | Number | Valuation      | Number                              | Valuation      | Number | Valuation      |                              |       |     |
|                              | <i>Dollars</i> |        | <i>Dollars</i> |                                     | <i>Dollars</i> |        | <i>Dollars</i> |                              |       |     |
| 0                            | 0              | 1      | 500            | 0                                   | 0              | 2      | 2,500          | 0                            | 0     | 522 |
| 2                            | 600            | 3      | 690            | 46                                  | 7,800          | 37     | 4,183          | 0                            | 0     | 523 |
| 0                            | 0              | 1      | 300            | 0                                   | 0              | 0      | 0              | 0                            | 0     | 524 |
| 2                            | 600            | 1      | 1,500          | 1                                   | 3,000          | 0      | 0              | 0                            | 0     | 525 |
| 0                            | 0              | 0      | 0              | 0                                   | 0              | 1      | 1,500          | 0                            | 0     | 526 |
| 1                            | 100            | 14     | 3,687          | 9                                   | 2,150          | 14     | 13,710         | 0                            | 0     | 527 |
| 16                           | 7,725          | 24     | 57,350         | 26                                  | 24,080         | 32     | 17,090         | 0                            | 2     | 528 |
| 51                           | 4,761          | 29     | 5,055          | 20                                  | 8,930          | 42     | 8,202          | 0                            | 17    | 529 |
| 119                          | 1,660,487      | 103    | 5,445,235      | 381                                 | 188,117        | 241    | 146,052        | 331                          | 107   | 530 |
| 10                           | 1,037          | 0      | 0              | 6                                   | 3,960          | 1      | 100            | 0                            | 0     | 531 |
| 2                            | 2,300          | 1      | 50             | 43                                  | 10,275         | 51     | 16,475         | 0                            | 0     | 532 |
| 0                            | 0              | 1      | 3,435          | 49                                  | 5,300          | 52     | 8,347          | 0                            | 0     | 533 |
| 92                           | 51,728         | 92     | 83,575         | 142                                 | 80,187         | 144    | 42,459         | 8                            | 26    | 534 |
| 2                            | 300            | 0      | 0              | 0                                   | 0              | 0      | 0              | 0                            | 0     | 535 |
| 49                           | 7,149          | 8      | 9,490          | 3                                   | 165            | 16     | 3,500          | 0                            | 0     | 536 |
| 1                            | 75             | 1      | 1,110          | 1                                   | 50             | 0      | 0              | 0                            | 0     | 537 |
| 42                           | 429,309        | 94     | 138,711        | 955                                 | 704,396        | 808    | 693,168        | 73                           | 68    | 538 |
| 128                          | 76,700         | 100    | 103,417        | 162                                 | 77,962         | 210    | 164,378        | 17                           | 299   | 539 |
| 1                            | 185            | 0      | 0              | 0                                   | 0              | 5      | 1,250          | 0                            | 4     | 540 |
| 44                           | 5,423          | 33     | 23,415         | 52                                  | 16,294         | 41     | 20,917         | 0                            | 5     | 541 |
| 56                           | 92,710         | 24     | 4,670          | 96                                  | 30,900         | 74     | 23,637         | 1                            | 4     | 542 |
| 0                            | 0              | 0      | 0              | 0                                   | 0              | 0      | 0              | 0                            | 0     | 543 |
| 11                           | 2,500          | 1      | 10,000         | 5                                   | 5,275          | 1      | 75             | 0                            | 23    | 544 |
| 0                            | 0              | 3      | 300            | 0                                   | 0              | 0      | 0              | 0                            | 0     | 545 |
| 459                          | 1,423,948      | 875    | 4,981,900      | 2,424                               | 2,741,659      | 3,626  | 3,260,292      | 767                          | 1,043 | 546 |
| 2                            | 325            | 1      | 100            | 3                                   | 1,225          | 7      | 1,200          | 0                            | 0     | 547 |
| 0                            | 0              | 0      | 0              | 0                                   | 0              | 0      | 0              | 0                            | 0     | 548 |
| 0                            | 0              | 2      | 1,050          | 0                                   | 0              | 2      | 500            | 1                            | 0     | 549 |
| 47                           | 9,703          | 21     | 7,885          | 54                                  | 10,647         | 60     | 64,635         | 0                            | 8     | 550 |
| 0                            | 0              | 6      | 790            | 2                                   | 235            | 6      | 595            | 0                            | 0     | 551 |
| 8                            | 2,374          | 7      | 1,060          | 4                                   | 3,300          | 9      | 1,950          | 0                            | 2     | 552 |
| 1                            | 500            | 1      | 5,000          | 1                                   | 1,500          | 0      | 0              | 0                            | 0     | 553 |
| 0                            | 0              | 0      | 0              | 0                                   | 0              | 0      | 0              | 0                            | 0     | 554 |
| 2                            | 3,300          | 0      | 0              | 1                                   | 500            | 1      | 100            | 0                            | 0     | 555 |
| 52                           | 8,396          | 70     | 13,770         | 295                                 | 119,043        | 275    | 134,395        | 3                            | 24    | 556 |
| 2                            | 800            | 0      | 0              | 3                                   | 700            | 2      | 1,200          | 0                            | 0     | 557 |
| 1                            | 100            | 3      | 580            | 3                                   | 475            | 1      | 300            | 0                            | 0     | 558 |
| 13                           | 1,435          | 4      | 750            | 5                                   | 775            | 9      | 9,200          | 0                            | 2     | 559 |
| 1                            | 150            | 16     | 3,550          | 3                                   | 455            | 5      | 1,700          | 0                            | 1     | 560 |
| 7                            | 1,510          | 0      | 0              | 0                                   | 0              | 0      | 0              | 0                            | 0     | 561 |
| 2                            | 250            | 11     | 8,775          | 2                                   | 600            | 15     | 11,489         | 0                            | 8     | 562 |
| 73                           | 14,267         | 117    | 493,786        | 243                                 | 287,676        | 318    | 305,785        | 87                           | 78    | 563 |
| 1                            | 650            | 16     | 3,185          | 282                                 | 39,837         | 229    | 38,693         | 1                            | 4     | 564 |
| 2                            | 1,200          | 11     | 26,900         | 17                                  | 3,775          | 14     | 10,400         | 0                            | 4     | 565 |
| 17                           | 6,110          | 23     | 177,582        | 4                                   | 535            | 11     | 2,925          | 0                            | 2     | 566 |
| 7                            | 2,638          | 3      | 675            | 1                                   | 500            | 4      | 3,601          | 0                            | 0     | 567 |
| 9                            | 581            | 12     | 21,730         | 7                                   | 685            | 11     | 2,655          | 0                            | 1     | 568 |
| 1                            | 250            | 3      | 650            | 0                                   | 0              | 1      | 500            | 0                            | 0     | 569 |
| 18                           | 9,775          | 7      | 8,950          | 9                                   | 4,150          | 5      | 10,300         | 0                            | 5     | 570 |
| 11                           | 1,555          | 2      | 550            | 4                                   | 797            | 5      | 1,230          | 0                            | 1     | 571 |
| 6                            | 640            | 8      | 47,250         | 41                                  | 9,465          | 33     | 11,495         | 0                            | 2     | 572 |
| 68                           | 10,538         | 89     | 26,926         | 688                                 | 175,151        | 706    | 237,167        | 0                            | 30    | 573 |
| 14                           | 3,143          | 11     | 7,295          | 48                                  | 8,445          | 51     | 14,894         | 0                            | 3     | 574 |
| 2                            | 345            | 9      | 13,236         | 13                                  | 8,081          | 19     | 11,040         | 106                          | 27    | 575 |
| 13                           | 2,375          | 35     | 24,685         | 78                                  | 41,313         | 78     | 50,341         | 0                            | 8     | 576 |

## Building Construction in 2,707 Cities Reporting to the

EAST NORTH

| State and city            | Total construction |                |        |                | New residential buildings |                |        |                |
|---------------------------|--------------------|----------------|--------|----------------|---------------------------|----------------|--------|----------------|
|                           | 1943               |                | 1942   |                | 1943                      |                | 1942   |                |
|                           | Number             | Valuation      | Number | Valuation      | Number                    | Valuation      | Number | Valuation      |
| <b>Wisconsin—Con.</b>     |                    |                |        |                |                           |                |        |                |
|                           |                    | <i>Dollars</i> |        | <i>Dollars</i> |                           | <i>Dollars</i> |        | <i>Dollars</i> |
| 577 Spooner.....          | 2                  | 2,000          | 1      | 1,000          | 0                         | 0              | 1      | 1,000          |
| 578 Spring Valley.....    | 8                  | 5,450          | 0      | 0              | 1                         | 800            | 0      | 0              |
| 579 Stanley.....          | 56                 | 30,350         | 32     | 14,850         | 0                         | 0              | 0      | 0              |
| 580 Stevens Point.....    | 78                 | 12,265         | 81     | 55,423         | 0                         | 0              | 4      | 14,100         |
| 581 Sturgeon Bay.....     | 81                 | 189,743        | 770    | 2,009,370      | 3                         | 10,790         | 659    | 1,916,472      |
| 582 Superior.....         | 524                | 542,770        | 609    | 953,297        | 72                        | 209,210        | 158    | 561,850        |
| 583 Two Rivers.....       | 241                | 72,138         | 231    | 76,615         | 1                         | 1,500          | 11     | 37,845         |
| 584 Valders.....          | 6                  | 1,543          | 1      | 200            | 0                         | 0              | 0      | 0              |
| 585 Verona.....           | 0                  | 0              | 3      | 13,156         | 0                         | 0              | 0      | 0              |
| 586 Waukesha.....         | 105                | 205,949        | 112    | 114,798        | 5                         | 41,500         | 6      | 36,500         |
| 587 Waupun.....           | 13                 | 2,053          | 49     | 108,334        | 0                         | 0              | 5      | 17,000         |
| 588 Wausau.....           | 176                | 51,163         | 229    | 185,610        | 2                         | 400            | 32     | 106,000        |
| 589 Wautoma.....          | 10                 | 1,605          | 11     | 10,025         | 0                         | 0              | 4      | 8,500          |
| 590 Wauwatosa.....        | 104                | 129,044        | 236    | 654,340        | 10                        | 79,500         | 74     | 506,900        |
| 591 West Allis.....       | 451                | 1,812,516      | 701    | 6,596,506      | 105                       | 582,100        | 123    | 588,850        |
| 592 West Bend.....        | 49                 | 19,120         | 96     | 240,655        | 0                         | 0              | 42     | 167,900        |
| 593 West Milwaukee.....   | 44                 | 95,763         | 77     | 1,995,947      | 6                         | 32,900         | 13     | 79,100         |
| 594 Whitefish Bay.....    | 80                 | 294,611        | 153    | 524,954        | 51                        | 289,300        | 72     | 474,200        |
| 595 Wisconsin Dells.....  | 77                 | 17,870         | 76     | 20,175         | 0                         | 0              | 1      | 3,500          |
| 596 Wisconsin Rapids..... | 63                 | 108,831        | 83     | 55,768         | 0                         | 0              | 13     | 25,427         |

## WEST NORTH

|                        | Total (280 cities)..... | 36,577           | 48,568,564    | 41,833            | 74,790,986 | 3,989          | 12,059,177   | 7,827            | 28,188,158 |
|------------------------|-------------------------|------------------|---------------|-------------------|------------|----------------|--------------|------------------|------------|
|                        | Percent of change.....  | -12.6            | -35.1         | -----             | -----      | -49.0          | -57.2        | -----            | -----      |
| <b>Iowa.....</b>       | <b>6,737</b>            | <b>5,389,390</b> | <b>10,042</b> | <b>13,104,856</b> | <b>162</b> | <b>434,877</b> | <b>1,797</b> | <b>5,930,408</b> |            |
| 1 Algona.....          | 21                      | 2,965            | 10            | 3,645             | 0          | 0              | 0            | 0                |            |
| 2 Ames.....            | 47                      | 21,019           | 81            | 78,032            | 0          | 0              | 5            | 30,000           |            |
| 3 Atlantic.....        | 0                       | 0                | 0             | 0                 | 0          | 0              | 0            | 0                |            |
| 4 Bettendorf.....      | 143                     | 266,393          | 178           | 487,426           | 52         | 173,422        | 78           | 281,066          |            |
| 5 Buffalo.....         | 0                       | 0                | 4             | 6,900             | 0          | 0              | 3            | 6,500            |            |
| 6 Burlington.....      | 81                      | 356,712          | 635           | 1,645,974         | 5          | 4,700          | 500          | 1,464,515        |            |
| 7 *Cedar Rapids.....   | 1,585                   | 974,413          | 1,858         | 938,202           | 9          | 1,470          | 67           | 220,250          |            |
| 8 *Council Bluffs..... | 64                      | 227,491          | 124           | 266,279           | 0          | 0              | 17           | 61,945           |            |
| 9 *Davenport.....      | 1,785                   | 628,579          | 2,502         | 1,862,988         | 8          | 28,210         | 377          | 1,246,099        |            |
| 10 Decorah.....        | 4                       | 4,000            | 18            | 17,070            | 0          | 0              | 1            | 8,000            |            |
| 11 *Des Moines.....    | 721                     | 316,474          | 1,488         | 5,244,442         | 11         | 4,900          | 532          | 1,975,045        |            |
| 12 *Dubuque.....       | 398                     | 142,171          | 737           | 333,337           | 0          | 0              | 5            | 19,300           |            |
| 13 Durant.....         | 17                      | 16,319           | 11            | 13,587            | 0          | 0              | 2            | 10,000           |            |
| 14 Eldora.....         | 4                       | 2,250            | 8             | 7,550             | 0          | 0              | 1            | 4,000            |            |
| 15 Farmington.....     | 0                       | 0                | 1             | 4,486             | 0          | 0              | 0            | 0                |            |
| 16 Fort Dodge.....     | 222                     | 167,410          | 72            | 132,830           | 0          | 0              | 5            | 7,100            |            |
| 17 Harlan.....         | 8                       | 2,950            | 16            | 15,540            | 0          | 0              | 1            | 10,000           |            |
| 18 Ida Grove.....      | 0                       | 0                | 6             | 28,000            | 0          | 0              | 0            | 0                |            |
| 19 Iowa City.....      | 37                      | 7,850            | 68            | 41,375            | 0          | 0              | 5            | 14,900           |            |
| 20 Keokuk.....         | 33                      | 35,390           | 31            | 94,485            | 2          | 275            | 10           | 30,500           |            |
| 21 Lake Mills.....     | 4                       | 2,200            | 6             | 3,500             | 0          | 0              | 0            | 0                |            |
| 22 Mapleton.....       | 3                       | 450              | 1             | 600               | 0          | 0              | 0            | 0                |            |
| 23 Marion.....         | 42                      | 5,176            | 132           | 64,951            | 0          | 0              | 9            | 30,150           |            |
| 24 Marshalltown.....   | 100                     | 50,435           | 99            | 55,375            | 1          | 200            | 7            | 18,100           |            |
| 25 Mason City.....     | 375                     | 109,753          | 403           | 178,714           | 0          | 0              | 10           | 40,200           |            |
| 26 Muscatine.....      | 224                     | 1,283,770        | 214           | 70,293            | 6          | 1,150          | 16           | 20,080           |            |
| 27 Nashua.....         | 3                       | 650              | 9             | 10,655            | 0          | 0              | 0            | 0                |            |
| 28 New Hampton.....    | 1                       | 500              | 8             | 12,316            | 0          | 0              | 2            | 6,016            |            |
| 29 New London.....     | 0                       | 0                | 0             | 0                 | 0          | 0              | 0            | 0                |            |
| 30 Newton.....         | 72                      | 227,747          | 49            | 18,760            | 50         | 200,000        | 1            | 4,000            |            |

\*In sample of 257 cities. See text and tables, pp. 15 to 21.



## Bureau of Labor Statistics, by City, 1942 and 1943—Continued

## CENTRAL STATES—Continued

| New nonresidential buildings |                |        |                | Additions, alterations, and repairs |                |        |                | Number of new dwelling units |      |
|------------------------------|----------------|--------|----------------|-------------------------------------|----------------|--------|----------------|------------------------------|------|
| 1943                         |                | 1942   |                | 1943                                |                | 1942   |                | 1943                         | 1942 |
| Number                       | Valuation      | Number | Valuation      | Number                              | Valuation      | Number | Valuation      |                              |      |
|                              | <i>Dollars</i> |        | <i>Dollars</i> |                                     | <i>Dollars</i> |        | <i>Dollars</i> |                              |      |
| 1                            | 800            | 0      | 0              | 1                                   | 1,200          | 0      | 0              | 0                            | 1    |
| 3                            | 2,100          | 0      | 0              | 4                                   | 2,550          | 0      | 0              | 1                            | 0    |
| 3                            | 3,100          | 6      | 2,950          | 53                                  | 27,250         | 26     | 11,900         | 0                            | 0    |
| 23                           | 3,355          | 22     | 12,125         | 55                                  | 8,910          | 55     | 29,198         | 0                            | 4    |
| 29                           | 120,899        | 45     | 69,215         | 49                                  | 58,054         | 66     | 23,683         | 4                            | 660  |
| 83                           | 21,690         | 92     | 89,170         | 369                                 | 311,870        | 359    | 302,277        | 69                           | 191  |
| 48                           | 7,476          | 34     | 4,865          | 192                                 | 63,162         | 186    | 33,905         | 1                            | 11   |
| 2                            | 940            | 0      | 0              | 4                                   | 603            | 1      | 200            | 0                            | 0    |
| 0                            | 0              | 2      | 4,600          | 0                                   | 0              | 1      | 8,556          | 0                            | 0    |
| 28                           | 125,239        | 33     | 35,726         | 72                                  | 39,210         | 73     | 42,672         | 10                           | 6    |
| 4                            | 563            | 24     | 84,961         | 9                                   | 1,490          | 20     | 6,373          | 0                            | 5    |
| 71                           | 11,265         | 46     | 11,655         | 103                                 | 39,498         | 151    | 67,955         | 2                            | 32   |
| 2                            | 550            | 2      | 850            | 8                                   | 1,055          | 5      | 675            | 0                            | 4    |
| 22                           | 3,278          | 68     | 31,100         | 72                                  | 46,266         | 94     | 116,340        | 23                           | 99   |
| 132                          | 266,860        | 211    | 5,017,450      | 214                                 | 964,556        | 367    | 990,266        | 135                          | 141  |
| 28                           | 12,580         | 26     | 54,610         | 23                                  | 6,540          | 28     | 18,145         | 0                            | 42   |
| 10                           | 38,570         | 11     | 1,846,885      | 28                                  | 24,293         | 53     | 69,962         | 5                            | 19   |
| 12                           | 2,194          | 34     | 29,991         | 17                                  | 3,117          | 47     | 20,763         | 64                           | 90   |
| 19                           | 11,675         | 11     | 4,040          | 58                                  | 6,195          | 64     | 12,635         | 0                            | 1    |
| 44                           | 100,064        | 41     | 10,145         | 19                                  | 8,767          | 29     | 20,196         | 0                            | 13   |

## CENTRAL STATES

|       |            |       |            |        |            |        |            |       |       |
|-------|------------|-------|------------|--------|------------|--------|------------|-------|-------|
| 6,513 | 24,382,957 | 7,682 | 31,825,792 | 26,075 | 12,126,430 | 26,324 | 14,777,036 | 5,056 | 9,205 |
| -15.2 | -23.4      |       |            | -0.9   | -17.9      |        |            | -46.5 |       |
| 1,307 | 3,367,896  | 1,826 | 4,813,338  | 5,268  | 1,586,617  | 6,419  | 2,361,110  | 162   | 1,821 |
| 107   | 1,765      | 1     | 2,100      | 11     | 1,200      | 9      | 1,545      | 0     | 0     |
| 17    | 3,534      | 23    | 20,731     | 30     | 17,485     | 53     | 27,301     | 0     | 5     |
| 0     | 0          | 0     | 0          | 0      | 0          | 0      | 0          | 0     | 3     |
| 20    | 30,405     | 13    | 184,393    | 71     | 12,566     | 87     | 21,967     | 52    | 78    |
| 0     | 0          | 1     | 400        | 0      | 0          | 0      | 0          | 0     | 3     |
| 57    | 346,849    | 47    | 56,138     | 19     | 5,163      | 88     | 125,321    | 5     | 500   |
| 232   | 705,429    | 237   | 404,504    | 1,344  | 267,514    | 1,554  | 313,448    | 9     | 67    |
| 23    | 182,714    | 31    | 70,288     | 41     | 44,777     | 76     | 134,046    | 0     | 24    |
| 137   | 218,017    | 171   | 158,781    | 1,640  | 382,352    | 1,954  | 458,108    | 8     | 381   |
| 2     | 2,000      | 1     | 275        | 2      | 2,000      | 16     | 8,795      | 0     | 1     |
| 303   | 183,670    | 507   | 3,096,560  | 407    | 127,904    | 449    | 172,837    | 11    | 543   |
| 33    | 60,019     | 61    | 144,443    | 365    | 82,152     | 671    | 169,594    | 0     | 5     |
| 5     | 12,425     | 3     | 1,225      | 12     | 3,894      | 6      | 2,362      | 0     | 2     |
| 2     | 1,800      | 2     | 2,200      | 2      | 450        | 5      | 1,350      | 0     | 1     |
| 0     | 0          | 1     | 4,486      | 0      | 0          | 0      | 0          | 0     | 0     |
| 20    | 34,585     | 17    | 26,705     | 202    | 132,825    | 50     | 99,025     | 0     | 5     |
| 8     | 2,950      | 13    | 3,860      | 0      | 0          | 2      | 1,690      | 0     | 1     |
| 0     | 0          | 5     | 25,000     | 0      | 0          | 1      | 3,000      | 0     | 0     |
| 25    | 5,790      | 24    | 4,910      | 12     | 2,060      | 39     | 21,565     | 0     | 5     |
| 5     | 4,940      | 7     | 58,860     | 16     | 30,175     | 14     | 5,125      | 2     | 10    |
| 2     | 1,700      | 0     | 0          | 2      | 500        | 6      | 3,500      | 0     | 0     |
| 3     | 450        | 0     | 0          | 0      | 0          | 1      | 600        | 0     | 0     |
| 11    | 1,209      | 20    | 6,530      | 31     | 3,967      | 103    | 28,271     | 0     | 9     |
| 58    | 41,905     | 56    | 25,425     | 41     | 8,330      | 36     | 11,850     | 1     | 10    |
| 34    | 38,455     | 64    | 15,390     | 341    | 71,298     | 339    | 123,124    | 0     | 10    |
| 43    | 1,256,140  | 34    | 5,315      | 175    | 26,480     | 164    | 44,898     | 6     | 16    |
| 1     | 250        | 6     | 7,925      | 2      | 400        | 3      | 2,730      | 0     | 0     |
| 0     | 0          | 5     | 5,600      | 1      | 500        | 1      | 700        | 0     | 2     |
| 0     | 0          | 0     | 0          | 0      | 0          | 0      | 0          | 0     | 0     |
| 5     | 1,535      | 7     | 1,305      | 17     | 26,212     | 41     | 13,455     | 50    | 1     |

## Building Construction in 2,707 Cities Reporting to the

## WEST NORTH

| State and city                  | Total construction |                  |              |                   | New residential buildings |                  |              |                  |
|---------------------------------|--------------------|------------------|--------------|-------------------|---------------------------|------------------|--------------|------------------|
|                                 | 1943               |                  | 1942         |                   | 1943                      |                  | 1942         |                  |
|                                 | Number             | Valuation        | Number       | Valuation         | Number                    | Valuation        | Number       | Valuation        |
| <b>Iowa—Continued</b>           |                    | <i>Dollars</i>   |              | <i>Dollars</i>    |                           | <i>Dollars</i>   |              | <i>Dollars</i>   |
| 31 Orange City.....             | 5                  | 1,435            | 8            | 1,900             | 0                         | 0                | 0            | 0                |
| 32 Oskaloosa <sup>1</sup> ..... | 4                  | 7,088            | 6            | 13,257            | 0                         | 0                | 0            | 0                |
| 33 Ottumwa.....                 | 165                | 79,475           | 211          | 187,590           | 16                        | 19,350           | 46           | 70,200           |
| 34 Perry.....                   | 4                  | 7,745            | 11           | 11,150            | 0                         | 0                | 1            | 1,000            |
| 35 Rock Rapids.....             | 11                 | 7,400            | 15           | 16,400            | 0                         | 0                | 3            | 5,000            |
| 36 Shellsburg.....              | 0                  | 0                | 0            | 0                 | 0                         | 0                | 0            | 0                |
| 37 Sioux Center.....            | 6                  | 13,900           | 11           | 9,790             | 0                         | 0                | 2            | 6,000            |
| 38 *Sioux City.....             | 138                | 109,347          | 186          | 459,875           | 1                         | 200              | 31           | 133,700          |
| 39 Villisca.....                | 1                  | 500              | 0            | 0                 | 0                         | 0                | 0            | 0                |
| 40 *Waterloo.....               | 397                | 290,498          | 773          | 680,129           | 1                         | 1,000            | 39           | 146,042          |
| 41 Webster City.....            | 14                 | 11,450           | 20           | 23,293            | 0                         | 0                | 3            | 5,950            |
| 42 West Des Moines.....         | 8                  | 7,485            | 29           | 61,290            | 0                         | 0                | 18           | 54,750           |
| 43 Williamsburg.....            | 0                  | 0                | 2            | 900               | 0                         | 0                | 0            | 0                |
| 44 Woodbine.....                | 0                  | 0                | 0            | 0                 | 0                         | 0                | 0            | 0                |
| 45 Woodward.....                | 0                  | 0                | 1            | 2,000             | 0                         | 0                | 0            | 0                |
| <b>Kansas.....</b>              | <b>7,235</b>       | <b>8,558,012</b> | <b>7,163</b> | <b>10,732,302</b> | <b>1,713</b>              | <b>5,672,458</b> | <b>2,169</b> | <b>7,579,814</b> |
| 46 Abilene.....                 | 23                 | 3,750            | 15           | 4,680             | 1                         | 200              | 1            | 3,000            |
| 47 Anthony.....                 | 0                  | 0                | 2            | 500               | 0                         | 0                | 0            | 0                |
| 48 Arkansas City.....           | 23                 | 3,535            | 28           | 9,400             | 0                         | 0                | 1            | 3,000            |
| 49 Atchison.....                | 12                 | 62,600           | 19           | 164,350           | 0                         | 0                | 1            | 1,800            |
| 50 Augusta.....                 | 4                  | 5,800            | 5            | 6,300             | 1                         | 3,500            | 2            | 3,000            |
| 51 Baxter Springs.....          | 1                  | 300              | 8            | 20,440            | 0                         | 0                | 3            | 1,550            |
| 52 Beloit.....                  | 3                  | 3,400            | 4            | 13,700            | 1                         | 3,000            | 1            | 8,000            |
| 53 Bonner Springs.....          | 27                 | 6,150            | 108          | 44,600            | 1                         | 1,000            | 4            | 8,500            |
| 54 Caney.....                   | 71                 | 30,000           | 64           | 33,500            | 0                         | 0                | 0            | 0                |
| 55 Chapman.....                 | 2                  | 2,625            | 3            | 550               | 0                         | 0                | 0            | 0                |
| 56 Cherryvale.....              | 0                  | 0                | 1            | 300               | 0                         | 0                | 0            | 0                |
| 57 Coffeyville.....             | 334                | 202,023          | 230          | 86,494            | 39                        | 100,585          | 12           | 25,775           |
| 58 Dodge City.....              | 135                | 422,955          | 35           | 17,885            | 23                        | 87,400           | 4            | 3,620            |
| 59 El Dorado.....               | 121                | 13,545           | 118          | 24,436            | 0                         | 0                | 0            | 0                |
| 60 Ellis.....                   | 30                 | 11,300           | 24           | 22,155            | 0                         | 0                | 0            | 0                |
| 61 Eureka.....                  | 1                  | 250              | 0            | 0                 | 0                         | 0                | 0            | 0                |
| 62 Fort Scott.....              | 7                  | 12,350           | 4            | 3,650             | 1                         | 1,000            | 1            | 1,950            |
| 63 Fredonia.....                | 4                  | 1,065            | 4            | 1,540             | 0                         | 0                | 0            | 0                |
| 64 Garden City.....             | 442                | 589,090          | 146          | 150,178           | 253                       | 533,692          | 9            | 14,900           |
| 65 Glasco.....                  | 1                  | 12,000           | 0            | 0                 | 0                         | 0                | 0            | 0                |
| 66 Goodland.....                | 12                 | 2,575            | 12           | 5,175             | 1                         | 200              | 0            | 0                |
| 67 Harper.....                  | 29                 | 3,930            | 45           | 14,225            | 0                         | 0                | 1            | 1,200            |
| 68 Hays.....                    | 132                | 160,226          | 87           | 19,860            | 26                        | 98,400           | 3            | 8,200            |
| 69 Humboldt.....                | 2                  | 394              | 1            | 200               | 0                         | 0                | 0            | 0                |
| 70 Hutchinson.....              | 349                | 71,105           | 431          | 261,978           | 2                         | 1,071            | 14           | 38,425           |
| 71 Independence.....            | 62                 | 143,750          | 5            | 3,700             | 34                        | 73,900           | 0            | 0                |
| 72 *Kansas City.....            | 468                | 612,088          | 410          | 837,012           | 123                       | 281,025          | 98           | 239,300          |
| 73 Kingman.....                 | 2                  | 1,072            | 5            | 3,375             | 0                         | 0                | 0            | 0                |
| 74 Kiowa.....                   | 2                  | 1,075            | 4            | 18,000            | 0                         | 0                | 3            | 12,000           |
| 75 Lawrence.....                | 84                 | 62,885           | 142          | 171,470           | 8                         | 40,400           | 48           | 142,050          |
| 76 Leavenworth.....             | 98                 | 251,066          | 54           | 33,252            | 53                        | 237,600          | 6            | 8,700            |
| 77 Lindsborg.....               | 18                 | 9,795            | 5            | 4,700             | 2                         | 4,500            | 0            | 0                |
| 78 Lyons.....                   | 18                 | 3,410            | 34           | 14,625            | 0                         | 0                | 1            | 3,500            |
| 79 McPherson.....               | 130                | 20,910           | 156          | 55,445            | 0                         | 0                | 3            | 10,600           |
| 80 Manhattan.....               | 96                 | 41,624           | 80           | 44,605            | 7                         | 28,700           | 8            | 20,850           |
| 81 Marion.....                  | 91                 | 8,425            | 20           | 5,099             | 0                         | 0                | 0            | 0                |
| 82 Newton.....                  | 99                 | 34,030           | 126          | 101,594           | 1                         | 1,600            | 18           | 39,300           |
| 83 Norton.....                  | 31                 | 9,249            | 12           | 5,305             | 1                         | 1,000            | 1            | 2,000            |
| 84 Phillipsburg.....            | 0                  | 0                | 2            | 2,700             | 0                         | 0                | 1            | 2,500            |
| 85 Pittsburg.....               | 34                 | 12,160           | 140          | 423,026           | 0                         | 0                | 86           | 353,500          |

<sup>1</sup>In sample of 257 cities. See text and tables, pp. 15 to 21.

<sup>2</sup>Includes 11 months only in 1942.

## Bureau of Labor Statistics, by City, 1942 and 1943—Continued

## CENTRAL STATES—Continued

| New nonresidential buildings |                |        |                | Additions, alterations, and repairs |                |        |                | Number of new dwelling units |       |
|------------------------------|----------------|--------|----------------|-------------------------------------|----------------|--------|----------------|------------------------------|-------|
| 1943                         |                | 1942   |                | 1943                                |                | 1942   |                | 1943                         | 1942  |
| Number                       | Valuation      | Number | Valuation      | Number                              | Valuation      | Number | Valuation      |                              |       |
|                              | <i>Dollars</i> |        | <i>Dollars</i> |                                     | <i>Dollars</i> |        | <i>Dollars</i> |                              |       |
| 4                            | 1,300          | 7      | 1,650          | 1                                   | 135            | 1      | 250            | 0                            | 0     |
| 3                            | 6,688          | 5      | 12,257         | 1                                   | 400            | 1      | 1,000          | 0                            | 0     |
| 41                           | 14,425         | 49     | 15,100         | 108                                 | 45,700         | 116    | 102,290        | 16                           | 46    |
| 1                            | 900            | 7      | 4,900          | 3                                   | 6,845          | 3      | 5,250          | 0                            | 1     |
| 2                            | 1,200          | 8      | 7,900          | 9                                   | 6,200          | 4      | 3,500          | 0                            | 3     |
| 0                            | 0              | 0      | 0              | 0                                   | 0              | 0      | 0              | 0                            | 0     |
| 3                            | 13,500         | 6      | 2,990          | 3                                   | 400            | 3      | 800            | 0                            | 2     |
| 37                           | 65,700         | 95     | 215,350        | 50                                  | 43,447         | 60     | 110,825        | 1                            | 30    |
| 1                            | 500            | 0      | 0              | 0                                   | 0              | 0      | 0              | 0                            | 0     |
| 103                          | 69,562         | 284    | 205,969        | 293                                 | 219,936        | 450    | 328,127        | 1                            | 39    |
| 3                            | 435            | 9      | 7,367          | 11                                  | 11,015         | 8      | 9,946          | 0                            | 3     |
| 3                            | 5,150          | 7      | 5,625          | 5                                   | 2,335          | 4      | 915            | 0                            | 18    |
| 0                            | 0              | 2      | 900            | 0                                   | 0              | 0      | 0              | 0                            | 0     |
| 0                            | 0              | 0      | 0              | 0                                   | 0              | 0      | 0              | 0                            | 0     |
| 0                            | 0              | 0      | 0              | 0                                   | 0              | 1      | 2,000          | 0                            | 0     |
| 1,189                        | 868,737        | 951    | 1,374,886      | 4,323                               | 2,018,817      | 4,043  | 1,777,602      | 2,593                        | 2,946 |
| 16                           | 1,890          | 12     | 1,505          | 6                                   | 1,660          | 2      | 175            | 1                            | 1     |
| 0                            | 0              | 0      | 0              | 0                                   | 0              | 2      | 500            | 0                            | 0     |
| 7                            | 1,434          | 5      | 1,000          | 16                                  | 2,101          | 22     | 5,400          | 0                            | 1     |
| 8                            | 60,700         | 6      | 155,625        | 4                                   | 1,900          | 12     | 6,925          | 0                            | 1     |
| 0                            | 0              | 0      | 0              | 3                                   | 2,300          | 3      | 3,300          | 1                            | 2     |
| 1                            | 300            | 5      | 18,890         | 0                                   | 0              | 0      | 0              | 0                            | 3     |
| 1                            | 200            | 1      | 4,000          | 1                                   | 200            | 2      | 1,700          | 2                            | 1     |
| 13                           | 3,050          | 50     | 12,050         | 13                                  | 2,100          | 54     | 24,050         | 1                            | 4     |
| 0                            | 0              | 1      | 2,500          | 71                                  | 30,000         | 63     | 31,000         | 0                            | 0     |
| 2                            | 2,625          | 2      | 400            | 0                                   | 0              | 1      | 150            | 0                            | 0     |
| 0                            | 0              | 1      | 300            | 0                                   | 0              | 0      | 0              | 0                            | 0     |
| 43                           | 25,666         | 25     | 16,335         | 252                                 | 75,772         | 193    | 44,384         | 45                           | 12    |
| 32                           | 44,436         | 11     | 1,765          | 80                                  | 291,119        | 20     | 12,600         | 30                           | 5     |
| 18                           | 1,375          | 2      | 7,440          | 103                                 | 12,170         | 116    | 16,996         | 0                            | 0     |
| 4                            | 1,160          | 6      | 6,670          | 26                                  | 10,140         | 18     | 15,485         | 0                            | 0     |
| 1                            | 250            | 0      | 0              | 0                                   | 0              | 0      | 0              | 0                            | 0     |
| 5                            | 10,850         | 2      | 1,000          | 1                                   | 500            | 1      | 700            | 1                            | 1     |
| 2                            | 465            | 2      | 340            | 2                                   | 600            | 2      | 1,200          | 0                            | 0     |
| 60                           | 10,845         | 48     | 109,640        | 129                                 | 44,553         | 89     | 25,638         | 256                          | 9     |
| 1                            | 12,000         | 0      | 0              | 0                                   | 0              | 0      | 0              | 0                            | 0     |
| 7                            | 1,625          | 3      | 1,950          | 4                                   | 750            | 9      | 3,225          | 1                            | 0     |
| 26                           | 3,630          | 40     | 10,325         | 3                                   | 300            | 4      | 2,200          | 0                            | 1     |
| 8                            | 4,872          | 15     | 1,700          | 98                                  | 56,954         | 69     | 9,960          | 26                           | 3     |
| 2                            | 394            | 0      | 0              | 0                                   | 0              | 1      | 200            | 0                            | 0     |
| 96                           | 16,555         | 77     | 146,448        | 251                                 | 53,479         | 340    | 77,105         | 2                            | 15    |
| 7                            | 1,475          | 1      | 200            | 21                                  | 68,375         | 4      | 3,500          | 47                           | 0     |
| 85                           | 102,320        | 97     | 202,383        | 260                                 | 228,743        | 215    | 395,329        | 124                          | 100   |
| 0                            | 0              | 3      | 2,925          | 2                                   | 1,072          | 2      | 450            | 0                            | 0     |
| 1                            | 75             | 0      | 0              | 1                                   | 1,000          | 1      | 1,000          | 0                            | 4     |
| 29                           | 4,920          | 26     | 5,900          | 47                                  | 17,565         | 68     | 23,520         | 15                           | 48    |
| 6                            | 848            | 12     | 2,740          | 39                                  | 12,618         | 36     | 21,812         | 106                          | 6     |
| 12                           | 3,300          | 0      | 0              | 4                                   | 1,995          | 5      | 4,700          | 2                            | 0     |
| 16                           | 2,110          | 26     | 7,510          | 2                                   | 1,300          | 7      | 3,615          | 0                            | 1     |
| 37                           | 7,549          | 24     | 10,255         | 93                                  | 13,361         | 129    | 34,490         | 0                            | 3     |
| 25                           | 3,080          | 21     | 3,300          | 64                                  | 9,344          | 51     | 20,455         | 10                           | 8     |
| 2                            | 250            | 0      | 0              | 89                                  | 8,175          | 20     | 5,099          | 0                            | 0     |
| 14                           | 4,434          | 21     | 5,080          | 34                                  | 27,996         | 87     | 57,214         | 1                            | 18    |
| 22                           | 4,589          | 7      | 685            | 8                                   | 3,660          | 4      | 2,620          | 1                            | 1     |
| 0                            | 0              | 1      | 200            | 0                                   | 0              | 0      | 0              | 0                            | 0     |
| 5                            | 2,700          | 5      | 24,396         | 29                                  | 9,460          | 49     | 44,630         | 0                            | 36    |
|                              |                |        |                |                                     |                |        |                |                              | 31    |
|                              |                |        |                |                                     |                |        |                |                              | 32    |
|                              |                |        |                |                                     |                |        |                |                              | 33    |
|                              |                |        |                |                                     |                |        |                |                              | 34    |
|                              |                |        |                |                                     |                |        |                |                              | 35    |
|                              |                |        |                |                                     |                |        |                |                              | 36    |
|                              |                |        |                |                                     |                |        |                |                              | 37    |
|                              |                |        |                |                                     |                |        |                |                              | 38    |
|                              |                |        |                |                                     |                |        |                |                              | 39    |
|                              |                |        |                |                                     |                |        |                |                              | 40    |
|                              |                |        |                |                                     |                |        |                |                              | 41    |
|                              |                |        |                |                                     |                |        |                |                              | 42    |
|                              |                |        |                |                                     |                |        |                |                              | 43    |
|                              |                |        |                |                                     |                |        |                |                              | 44    |
|                              |                |        |                |                                     |                |        |                |                              | 45    |
|                              |                |        |                |                                     |                |        |                |                              | 46    |
|                              |                |        |                |                                     |                |        |                |                              | 47    |
|                              |                |        |                |                                     |                |        |                |                              | 48    |
|                              |                |        |                |                                     |                |        |                |                              | 49    |
|                              |                |        |                |                                     |                |        |                |                              | 50    |
|                              |                |        |                |                                     |                |        |                |                              | 51    |
|                              |                |        |                |                                     |                |        |                |                              | 52    |
|                              |                |        |                |                                     |                |        |                |                              | 53    |
|                              |                |        |                |                                     |                |        |                |                              | 54    |
|                              |                |        |                |                                     |                |        |                |                              | 55    |
|                              |                |        |                |                                     |                |        |                |                              | 56    |
|                              |                |        |                |                                     |                |        |                |                              | 57    |
|                              |                |        |                |                                     |                |        |                |                              | 58    |
|                              |                |        |                |                                     |                |        |                |                              | 59    |
|                              |                |        |                |                                     |                |        |                |                              | 60    |
|                              |                |        |                |                                     |                |        |                |                              | 61    |
|                              |                |        |                |                                     |                |        |                |                              | 62    |
|                              |                |        |                |                                     |                |        |                |                              | 63    |
|                              |                |        |                |                                     |                |        |                |                              | 64    |
|                              |                |        |                |                                     |                |        |                |                              | 65    |
|                              |                |        |                |                                     |                |        |                |                              | 66    |
|                              |                |        |                |                                     |                |        |                |                              | 67    |
|                              |                |        |                |                                     |                |        |                |                              | 68    |
|                              |                |        |                |                                     |                |        |                |                              | 69    |
|                              |                |        |                |                                     |                |        |                |                              | 70    |
|                              |                |        |                |                                     |                |        |                |                              | 71    |
|                              |                |        |                |                                     |                |        |                |                              | 72    |
|                              |                |        |                |                                     |                |        |                |                              | 73    |
|                              |                |        |                |                                     |                |        |                |                              | 74    |
|                              |                |        |                |                                     |                |        |                |                              | 75    |
|                              |                |        |                |                                     |                |        |                |                              | 76    |
|                              |                |        |                |                                     |                |        |                |                              | 77    |
|                              |                |        |                |                                     |                |        |                |                              | 78    |
|                              |                |        |                |                                     |                |        |                |                              | 79    |
|                              |                |        |                |                                     |                |        |                |                              | 80    |
|                              |                |        |                |                                     |                |        |                |                              | 81    |
|                              |                |        |                |                                     |                |        |                |                              | 82    |
|                              |                |        |                |                                     |                |        |                |                              | 83    |
|                              |                |        |                |                                     |                |        |                |                              | 84    |
|                              |                |        |                |                                     |                |        |                |                              | 85    |

## Building Construction in 2,707 Cities Reporting to the

WEST NORTH

| State and city        | Total construction       |           |            |           | New residential buildings |           |           |           |           |
|-----------------------|--------------------------|-----------|------------|-----------|---------------------------|-----------|-----------|-----------|-----------|
|                       | 1943                     |           | 1942       |           | 1943                      |           | 1942      |           |           |
|                       | Number                   | Valuation | Number     | Valuation | Number                    | Valuation | Number    | Valuation |           |
| <b>Kansas—Con.</b>    |                          |           |            |           |                           |           |           |           |           |
| 86                    | Pratt.....               | 181       | 372,929    | 19        | 4,985                     | 144       | 323,855   | 0         | 0         |
| 87                    | Rossville.....           | 0         | 0          | 0         | 0                         | 0         | 0         | 0         | 0         |
| 88                    | St. Francis.....         | 0         | 0          | 0         | 0                         | 0         | 0         | 0         | 0         |
| 89                    | Salina.....              | 332       | 938,561    | 83        | 67,270                    | 209       | 828,995   | 18        | 46,270    |
| 90                    | *Topeka.....             | 250       | 59,022     | 262       | 371,422                   | 3         | 875       | 33        | 186,300   |
| 91                    | Wakeeney.....            | 29        | 5,110      | 14        | 7,570                     | 2         | 375       | 3         | 6,000     |
| 92                    | Wellington.....          | 28        | 7,667      | 33        | 6,025                     | 0         | 0         | 1         | 300       |
| 93                    | *Wichita.....            | 3,407     | 4,342,216  | 4,163     | 7,650,026                 | 777       | 3,019,585 | 1,784     | 6,383,724 |
| <b>Minnesota.....</b> |                          |           |            |           |                           |           |           |           |           |
|                       |                          | 10,027    | 12,796,139 | 11,131    | 18,686,232                | 97        | 171,164   | 1,764     | 6,979,786 |
| 94                    | Ada.....                 | 10        | 17,775     | 10        | 2,225                     | 0         | 0         | 1         | 400       |
| 95                    | Albert Lea.....          | 99        | 55,091     | 109       | 103,510                   | 1         | 500       | 4         | 13,300    |
| 96                    | Alexandria.....          | 49        | 14,525     | 66        | 19,115                    | 0         | 0         | 2         | 4,700     |
| 97                    | Annandale.....           | 2         | 600        | 0         | 0                         | 0         | 0         | 0         | 0         |
| 98                    | Anoka.....               | 28        | 17,650     | 41        | 74,250                    | 10        | 12,500    | 17        | 66,400    |
| 99                    | Austin.....              | 105       | 87,144     | 112       | 115,907                   | 22        | 71,900    | 34        | 89,545    |
| 100                   | Barnesville.....         | 0         | 0          | 2         | 5,400                     | 0         | 0         | 1         | 5,000     |
| 101                   | Bayport.....             | 5         | 800        | 6         | 1,450                     | 0         | 0         | 0         | 0         |
| 102                   | Benson.....              | 45        | 13,805     | 35        | 12,835                    | 0         | 0         | 1         | 800       |
| 103                   | Blackduck.....           | 2         | 375        | 9         | 3,900                     | 0         | 0         | 1         | 1,600     |
| 104                   | Bovey.....               | 1         | 175        | 2         | 950                       | 0         | 0         | 0         | 0         |
| 105                   | Braham.....              | 3         | 1,150      | 1         | 75                        | 0         | 0         | 0         | 0         |
| 106                   | Brainerd.....            | 11        | 39,815     | 37        | 34,040                    | 2         | 400       | 7         | 10,650    |
| 107                   | Brooklyn Center.....     | 22        | 2,950      | 34        | 29,550                    | 0         | 0         | 12        | 24,700    |
| 108                   | Caledonia.....           | 2         | 700        | 1         | 300                       | 0         | 0         | 0         | 0         |
| 109                   | Ceylon.....              | 7         | 1,650      | 0         | 0                         | 0         | 0         | 0         | 0         |
| 110                   | Chisholm.....            | 18        | 3,175      | 40        | 17,148                    | 1         | 200       | 4         | 4,975     |
| 111                   | Cokato.....              | 6         | 31,180     | 20        | 18,850                    | 1         | 700       | 0         | 0         |
| 112                   | Columbia Heights.....    | 84        | 17,578     | 135       | 255,310                   | 0         | 0         | 66        | 223,200   |
| 113                   | Cottonwood.....          | 2         | 600        | 19        | 8,700                     | 0         | 0         | 2         | 1,800     |
| 114                   | Crookston.....           | 12        | 18,795     | 26        | 13,734                    | 0         | 0         | 2         | 800       |
| 115                   | Crystal.....             | 19        | 3,225      | 81        | 218,950                   | 0         | 0         | 55        | 211,500   |
| 116                   | Deephaven.....           | 10        | 2,900      | 5         | 8,400                     | 0         | 0         | 1         | 7,000     |
| 117                   | Detroit Lakes.....       | 21        | 11,081     | 26        | 10,982                    | 0         | 0         | 0         | 0         |
| 118                   | *Duluth.....             | 1,391     | 7,176,833  | 1,278     | 2,508,164                 | 13        | 11,285    | 93        | 304,840   |
| 119                   | Edina.....               | 30        | 10,923     | 72        | 305,420                   | 0         | 0         | 41        | 289,750   |
| 120                   | Elk River.....           | 1         | 200        | 7         | 4,900                     | 0         | 0         | 3         | 3,000     |
| 121                   | Fairmont.....            | 20        | 36,720     | 44        | 26,755                    | 0         | 0         | 3         | 8,600     |
| 122                   | Faribault.....           | 31        | 33,047     | 48        | 26,124                    | 2         | 500       | 2         | 3,700     |
| 123                   | Fergus Falls.....        | 26        | 21,335     | 61        | 93,637                    | 0         | 0         | 9         | 20,875    |
| 124                   | Gilbert.....             | 11        | 2,300      | 30        | 18,200                    | 0         | 0         | 0         | 0         |
| 125                   | Glencoe.....             | 1         | 500        | 9         | 8,100                     | 0         | 0         | 1         | 3,500     |
| 126                   | Grand Rapids.....        | 8         | 4,300      | 33        | 49,065                    | 0         | 0         | 9         | 4,290     |
| 127                   | Hibbing.....             | 198       | 55,412     | 311       | 271,228                   | 0         | 0         | 38        | 134,575   |
| 128                   | Hopkins.....             | 64        | 24,609     | 181       | 428,963                   | 1         | 4,000     | 98        | 371,900   |
| 129                   | International Falls..... | 0         | 0          | 17        | 13,715                    | 0         | 0         | 2         | 3,620     |
| 130                   | Kasson.....              | 5         | 9,495      | 3         | 4,000                     | 0         | 0         | 0         | 0         |
| 131                   | Lake Crystal.....        | 0         | 0          | 9         | 2,715                     | 0         | 0         | 1         | 500       |
| 132                   | Le Sueur.....            | 31        | 11,910     | 25        | 11,915                    | 1         | 1,000     | 2         | 7,000     |
| 133                   | Litchfield.....          | 17        | 17,100     | 19        | 51,450                    | 2         | 2,900     | 1         | 2,000     |
| 134                   | Little Falls.....        | 41        | 16,585     | 42        | 15,085                    | 3         | 4,750     | 3         | 1,050     |
| 135                   | Madelia.....             | 1         | 500        | 7         | 2,400                     | 0         | 0         | 0         | 0         |
| 136                   | Madison.....             | 6         | 11,200     | 2         | 4,300                     | 0         | 0         | 1         | 4,000     |
| 137                   | Mankato.....             | 20        | 75,180     | 171       | 97,267                    | 0         | 0         | 7         | 26,450    |
| 138                   | Marshall.....            | 120       | 11,700     | 30        | 44,300                    | 0         | 0         | 4         | 17,600    |

\*In sample of 257 cities. See text and tables, pp. 15 to 21.

\*Includes 11 months only in 1942.

## Bureau of Labor Statistics, by City, 1942 and 1943—Continued

## CENTRAL STATES—Continued

| New nonresidential buildings |                |        |                | Additions, alterations, and repairs |                |        |                | Number of new dwelling units |       |
|------------------------------|----------------|--------|----------------|-------------------------------------|----------------|--------|----------------|------------------------------|-------|
| 1943                         |                | 1942   |                | 1943                                |                | 1942   |                | 1943                         | 1942  |
| Number                       | Valuation      | Number | Valuation      | Number                              | Valuation      | Number | Valuation      |                              |       |
|                              | <i>Dollars</i> |        | <i>Dollars</i> |                                     | <i>Dollars</i> |        | <i>Dollars</i> |                              |       |
| 4                            | 965            | 8      | 1,960          | 33                                  | 48,109         | 11     | 3,025          | 144                          | 0     |
| 0                            | 0              | 0      | 0              | 0                                   | 0              | 0      | 0              | 0                            | 0     |
| 0                            | 0              | 0      | 0              | 0                                   | 0              | 0      | 0              | 0                            | 0     |
| 61                           | 48,926         | 32     | 9,480          | 62                                  | 60,640         | 33     | 11,520         | 288                          | 19    |
| 95                           | 10,020         | 92     | 150,843        | 152                                 | 48,127         | 137    | 34,279         | 3                            | 40    |
| 25                           | 4,485          | 5      | 370            | 2                                   | 250            | 6      | 1,200          | 2                            | 3     |
| 7                            | 1,490          | 4      | 610            | 21                                  | 6,177          | 28     | 5,115          | 0                            | 1     |
| 383                          | 460,879        | 252    | 445,066        | 2,247                               | 861,762        | 2,127  | 821,236        | 1,484                        | 2,548 |
| 1,629                        | 8,981,381      | 2,252  | 6,994,324      | 8,301                               | 3,693,594      | 7,116  | 4,712,122      | 97                           | 1,824 |
| 3                            | 15,225         | 1      | 50             | 7                                   | 2,550          | 8      | 1,775          | 0                            | 1     |
| 35                           | 29,678         | 25     | 61,125         | 63                                  | 24,913         | 80     | 29,085         | 1                            | 4     |
| 13                           | 7,550          | 18     | 3,470          | 36                                  | 6,975          | 46     | 10,945         | 0                            | 2     |
| 0                            | 0              | 0      | 0              | 2                                   | 600            | 0      | 0              | 0                            | 0     |
| 16                           | 4,750          | 14     | 4,300          | 2                                   | 400            | 10     | 3,550          | 10                           | 23    |
| 42                           | 6,141          | 40     | 12,450         | 41                                  | 9,103          | 38     | 13,912         | 22                           | 34    |
| 0                            | 0              | 0      | 0              | 0                                   | 0              | 1      | 400            | 0                            | 1     |
| 4                            | 650            | 1      | 200            | 1                                   | 150            | 5      | 1,250          | 0                            | 0     |
| 7                            | 6,750          | 8      | 5,500          | 38                                  | 7,055          | 26     | 6,535          | 0                            | 1     |
| 2                            | 375            | 2      | 500            | 0                                   | 0              | 6      | 1,800          | 0                            | 1     |
| 1                            | 175            | 1      | 500            | 0                                   | 0              | 1      | 450            | 0                            | 0     |
| 1                            | 500            | 0      | 0              | 2                                   | 650            | 1      | 75             | 0                            | 0     |
| 2                            | 38,090         | 13     | 6,200          | 7                                   | 1,325          | 17     | 17,190         | 2                            | 7     |
| 13                           | 2,000          | 8      | 1,800          | 9                                   | 950            | 14     | 3,050          | 0                            | 12    |
| 0                            | 0              | 1      | 300            | 2                                   | 700            | 0      | 0              | 0                            | 0     |
| 7                            | 1,650          | 0      | 0              | 0                                   | 0              | 0      | 0              | 0                            | 0     |
| 13                           | 2,375          | 14     | 3,355          | 4                                   | 600            | 22     | 8,818          | 1                            | 4     |
| 2                            | 6,400          | 15     | 3,650          | 3                                   | 24,080         | 5      | 15,200         | 1                            | 0     |
| 38                           | 6,365          | 41     | 21,295         | 46                                  | 11,213         | 28     | 10,815         | 0                            | 66    |
| 2                            | 600            | 10     | 2,000          | 0                                   | 0              | 7      | 4,900          | 0                            | 2     |
| 6                            | 16,495         | 8      | 8,289          | 6                                   | 2,300          | 16     | 4,665          | 0                            | 2     |
| 10                           | 1,625          | 11     | 2,515          | 9                                   | 1,700          | 15     | 4,935          | 0                            | 55    |
| 8                            | 1,900          | 2      | 600            | 2                                   | 1,000          | 2      | 800            | 0                            | 1     |
| 8                            | 8,170          | 7      | 2,385          | 13                                  | 2,911          | 19     | 8,597          | 0                            | 0     |
| 163                          | 6,698,876      | 217    | 1,501,350      | 1,215                               | 466,672        | 968    | 701,974        | 13                           | 95    |
| 13                           | 6,435          | 14     | 8,695          | 17                                  | 4,488          | 17     | 6,975          | 0                            | 43    |
| 0                            | 0              | 3      | 1,700          | 1                                   | 200            | 1      | 200            | 0                            | 3     |
| 15                           | 35,170         | 25     | 13,520         | 5                                   | 1,550          | 16     | 4,635          | 0                            | 3     |
| 15                           | 18,622         | 12     | 5,712          | 14                                  | 13,925         | 34     | 16,712         | 2                            | 2     |
| 13                           | 17,565         | 22     | 15,832         | 13                                  | 3,770          | 30     | 56,930         | 0                            | 9     |
| 2                            | 1,000          | 3      | 10,300         | 9                                   | 1,300          | 27     | 7,900          | 0                            | 0     |
| 0                            | 0              | 1      | 400            | 1                                   | 500            | 7      | 4,200          | 0                            | 1     |
| 3                            | 3,550          | 12     | 42,000         | 5                                   | 750            | 12     | 2,775          | 0                            | 9     |
| 47                           | 6,822          | 47     | 37,840         | 151                                 | 48,590         | 226    | 98,813         | 0                            | 39    |
| 14                           | 3,771          | 19     | 38,526         | 49                                  | 16,838         | 69     | 18,537         | 1                            | 93    |
| 0                            | 0              | 3      | 3,550          | 0                                   | 0              | 12     | 6,545          | 0                            | 2     |
| 1                            | 2,500          | 2      | 2,500          | 4                                   | 6,995          | 1      | 1,500          | 0                            | 0     |
| 0                            | 0              | 4      | 850            | 0                                   | 0              | 4      | 1,365          | 0                            | 1     |
| 11                           | 7,375          | 10     | 2,125          | 19                                  | 3,535          | 13     | 2,790          | 1                            | 2     |
| 7                            | 3,600          | 8      | 42,950         | 8                                   | 10,600         | 10     | 6,500          | 2                            | 1     |
| 15                           | 5,555          | 18     | 2,980          | 23                                  | 6,280          | 21     | 11,055         | 3                            | 3     |
| 0                            | 0              | 5      | 1,800          | 1                                   | 500            | 2      | 600            | 0                            | 0     |
| 5                            | 9,700          | 1      | 300            | 1                                   | 1,500          | 0      | 0              | 0                            | 1     |
| 8                            | 7,860          | 33     | 36,165         | 112                                 | 67,820         | 131    | 34,652         | 0                            | 7     |
| 8                            | 1,100          | 13     | 19,700         | 12                                  | 10,600         | 13     | 7,000          | 0                            | 4     |

## Building Construction in 2,707 Cities Reporting to the

WEST NORTH

| State and city                     | Total construction |                  |              |                   | New residential buildings |                |                |                  |
|------------------------------------|--------------------|------------------|--------------|-------------------|---------------------------|----------------|----------------|------------------|
|                                    | 1943               |                  | 1942         |                   | 1943                      |                | 1942           |                  |
|                                    | Number             | Valuation        | Number       | Valuation         | Number                    | Valuation      | Number         | Valuation        |
| <b>Minnesota—Con.</b>              |                    | <i>Dollars</i>   |              | <i>Dollars</i>    |                           | <i>Dollars</i> |                | <i>Dollars</i>   |
| 139 Melrose.....                   | 1                  | 25,000           | 3            | 132,500           | 0                         | 0              | 0              | 0                |
| 140 Milaca.....                    | 9                  | 4,750            | 0            | 0                 | 3                         | 2,800          | 0              | 0                |
| 141 *Minneapolis.....              | 3,857              | 2,521,191        | 3,436        | 6,482,699         | 3                         | 8,650          | 379            | 1,543,700        |
| 142 Montevideo.....                | 9                  | 8,252            | 11           | 11,350            | 0                         | 0              | 3              | 8,000            |
| 143 Mora.....                      | 9                  | 3,775            | 23           | 20,850            | 0                         | 0              | 6              | 8,500            |
| 144 New Ulm.....                   | 47                 | 20,200           | 49           | 77,942            | 0                         | 0              | 5              | 21,200           |
| 145 North Mankato.....             | 35                 | 5,507            | 24           | 20,515            | 0                         | 0              | 6              | 16,800           |
| 146 North St. Paul.....            | 10                 | 4,150            | 25           | 38,150            | 0                         | 0              | 12             | 34,900           |
| 147 Onamia.....                    | 0                  | 0                | 0            | 0                 | 0                         | 0              | 0              | 0                |
| 148 Owatonna.....                  | 66                 | 66,418           | 43           | 57,365            | 0                         | 0              | 2              | 9,500            |
| 149 Pine City.....                 | 3                  | 1,250            | 5            | 2,000             | 0                         | 0              | 1              | 400              |
| 150 Pipestone.....                 | 18                 | 6,740            | 19           | 14,950            | 0                         | 0              | 1              | 7,500            |
| 151 Princeton.....                 | 4                  | 6,300            | 2            | 1,000             | 0                         | 0              | 2 <sup>1</sup> | 1,000            |
| 152 Red Wing.....                  | 3                  | 15,000           | 15           | 19,240            | 0                         | 0              | 4              | 12,300           |
| 153 Redwood Falls.....             | 22                 | 44,365           | 26           | 15,810            | 0                         | 0              | 1              | 750              |
| 154 Richfield.....                 | 61                 | 20,660           | 259          | 670,513           | 9                         | 7,870          | 137            | 495,025          |
| 155 Rochester.....                 | 117                | 55,715           | 139          | 432,694           | 0                         | 0              | 15             | 57,488           |
| 156 St. Cloud.....                 | 104                | 24,585           | 114          | 83,076            | 4                         | 664            | 15             | 28,040           |
| 157 St. James.....                 | 13                 | 11,915           | 20           | 7,460             | 0                         | 0              | 0              | 0                |
| 158 St. Louis Park.....            | 99                 | 55,526           | 411          | 1,444,801         | 4                         | 15,500         | 312            | 1,316,586        |
| 159 *St. Paul.....                 | 2,445              | 1,771,368        | 2,544        | 3,475,586         | 5                         | 14,060         | 207            | 1,118,552        |
| 160 St. Peter <sup>1</sup> .....   | 10                 | 5,255            | 13           | 28,400            | 0                         | 0              | 5              | 27,000           |
| 161 Sebeka.....                    | 2                  | 6,500            | 1            | 4,000             | 0                         | 0              | 0              | 0                |
| 162 Sleepy Eye.....                | 4                  | 775              | 5            | 3,225             | 0                         | 0              | 1              | 1,000            |
| 163 South St. Paul.....            | 44                 | 89,385           | 129          | 329,460           | 5                         | 2,000          | 76             | 258,775          |
| 164 Tracy.....                     | 2                  | 400              | 2            | 750               | 0                         | 0              | 0              | 0                |
| 165 Two Harbors <sup>2</sup> ..... | 20                 | 7,825            | 25           | 24,288            | 2                         | 2,700          | 4              | 5,400            |
| 166 Warren.....                    | 10                 | 12,855           | 6            | 1,385             | 0                         | 0              | 0              | 0                |
| 167 Warroad.....                   | 2                  | 500              | 4            | 2,900             | 1                         | 300            | 4              | 2,900            |
| 168 West St. Paul.....             | 86                 | 21,896           | 79           | 154,239           | 2                         | 5,935          | 25             | 80,200           |
| 169 Wheaton.....                   | 5                  | 1,050            | 2            | 600               | 0                         | 0              | 0              | 0                |
| 170 Willmar.....                   | 44                 | 57,701           | 64           | 67,414            | 0                         | 0              | 7              | 19,050           |
| 171 Winnebago.....                 | 1                  | 1,000            | 6            | 10,600            | 0                         | 0              | 1              | 7,500            |
| 172 Winona.....                    | 280                | 55,742           | 411          | 107,186           | 0                         | 0              | 10             | 26,100           |
| <b>Missouri.....</b>               | <b>5,297</b>       | <b>9,645,898</b> | <b>6,744</b> | <b>26,260,869</b> | <b>159</b>                | <b>374,103</b> | <b>1,181</b>   | <b>4,676,910</b> |
| 173 Bell-Nor <sup>2</sup> .....    | 0                  | 0                | 0            | 0                 | 0                         | 0              | 0              | 0                |
| 174 Bernie.....                    | 0                  | 0                | 0            | 0                 | 0                         | 0              | 0              | 0                |
| 175 Beverly Hills.....             | 0                  | 0                | 5            | 10,200            | 0                         | 0              | 3              | 9,600            |
| 176 Cape Girardeau.....            | 14                 | 2,777            | 56           | 76,200            | 1                         | 150            | 15             | 44,400           |
| 177 Charleston.....                | 34                 | 5,530            | 26           | 16,805            | 4                         | 1,400          | 4              | 9,300            |
| 178 Clayton.....                   | 0                  | 0                | 23           | 671,857           | 0                         | 0              | 18             | 131,500          |
| 179 Clinton.....                   | 4                  | 2,500            | 5            | 8,950             | 0                         | 0              | 3              | 8,700            |
| 180 Columbia.....                  | 0                  | 0                | 7            | 24,557            | 0                         | 0              | 3              | 18,000           |
| 181 Crystal City.....              | 0                  | 0                | 3            | 245               | 0                         | 0              | 0              | 0                |
| 182 Glendale.....                  | 18                 | 3,045            | 29           | 115,578           | 0                         | 0              | 21             | 112,500          |
| 183 Hayti.....                     | 7                  | 2,653            | 6            | 6,373             | 1                         | 200            | 5              | 5,200            |
| 184 Huntsville.....                | 0                  | 0                | 35           | 8,775             | 0                         | 0              | 0              | 0                |
| 185 Independence.....              | 30                 | 12,275           | 73           | 108,110           | 11                        | 4,300          | 43             | 96,000           |
| 186 Joplin.....                    | 283                | 98,685           | 271          | 454,135           | 10                        | 6,200          | 116            | 255,690          |
| 187 *Kansas City.....              | 925                | 4,194,350        | 884          | 4,856,475         | 36                        | 114,700        | 119            | 390,350          |
| 188 Liberty.....                   | 1                  | 200              | 14           | 58,150            | 0                         | 0              | 9              | 27,900           |
| 189 Maplewood.....                 | 47                 | 8,945            | 69           | 69,675            | 0                         | 0              | 20             | 50,500           |
| 190 Marceline.....                 | 0                  | 0                | 0            | 0                 | 0                         | 0              | 0              | 0                |
| 191 North Kansas City.....         | 45                 | 269,180          | 32           | 98,725            | 35                        | 102,700        | 27             | 93,500           |
| 192 Northwoods.....                | 7                  | 1,400            | 3            | 425               | 0                         | 0              | 0              | 0                |

\* In sample of 257 cities. See text and tables, pp. 15 to 21.

<sup>1</sup> Includes 11 months only in 1943.<sup>2</sup> Includes 11 months only in 1942.

## Bureau of Labor Statistics, by City, 1942 and 1943—Continued

## CENTRAL STATES—Continued

| New nonresidential buildings |                |        |                | Additions, alterations, and repairs |                |        |                | Number of new dwelling units |       |
|------------------------------|----------------|--------|----------------|-------------------------------------|----------------|--------|----------------|------------------------------|-------|
| 1943                         |                | 1942   |                | 1943                                |                | 1942   |                | 1943                         | 1942  |
| Number                       | Valuation      | Number | Valuation      | Number                              | Valuation      | Number | Valuation      |                              |       |
|                              | <i>Dollars</i> |        | <i>Dollars</i> |                                     | <i>Dollars</i> |        | <i>Dollars</i> |                              |       |
| 0                            | 0              | 3      | 132,500        | 1                                   | 25,000         | 0      | 0              | 0                            | 139   |
| 4                            | 1,200          | 0      | 0              | 2                                   | 750            | 0      | 0              | 3                            | 0     |
| 428                          | 942,885        | 640    | 3,219,935      | 3,426                               | 1,569,656      | 2,417  | 1,719,064      | 4                            | 394   |
| 5                            | 727            | 2      | 350            | 4                                   | 7,525          | 6      | 5,000          | 0                            | 3     |
| 6                            | 1,925          | 15     | 11,875         | 3                                   | 1,850          | 2      | 500            | 0                            | 6     |
| 9                            | 2,855          | 9      | 35,875         | 38                                  | 17,345         | 35     | 20,867         | 0                            | 5     |
| 14                           | 2,592          | 6      | 1,075          | 21                                  | 2,915          | 12     | 2,640          | 0                            | 6     |
| 5                            | 425            | 5      | 750            | 5                                   | 3,725          | 8      | 2,500          | 0                            | 12    |
| 0                            | 0              | 0      | 0              | 0                                   | 0              | 0      | 0              | 0                            | 0     |
| 25                           | 55,135         | 25     | 38,240         | 41                                  | 11,283         | 16     | 9,625          | 0                            | 2     |
| 3                            | 1,250          | 3      | 1,200          | 0                                   | 0              | 1      | 400            | 0                            | 1     |
| 6                            | 2,800          | 8      | 2,000          | 12                                  | 3,940          | 10     | 5,450          | 0                            | 1     |
| 1                            | 500            | 0      | 0              | 3                                   | 5,800          | 0      | 0              | 0                            | 2     |
| 2                            | 12,500         | 2      | 700            | 1                                   | 2,500          | 9      | 6,240          | 0                            | 4     |
| 9                            | 41,330         | 7      | 4,975          | 13                                  | 3,035          | 18     | 10,085         | 0                            | 1     |
| 33                           | 9,075          | 96     | 167,768        | 19                                  | 3,715          | 26     | 7,720          | 9                            | 137   |
| 30                           | 8,881          | 23     | 228,957        | 87                                  | 46,834         | 101    | 146,249        | 0                            | 15    |
| 55                           | 17,317         | 41     | 20,544         | 45                                  | 6,604          | 58     | 34,492         | 4                            | 15    |
| 6                            | 1,215          | 4      | 670            | 7                                   | 10,700         | 16     | 6,790          | 0                            | 0     |
| 36                           | 8,625          | 30     | 90,410         | 59                                  | 31,401         | 69     | 37,805         | 4                            | 313   |
| 271                          | 750,232        | 500    | 925,926        | 2,169                               | 1,007,076      | 1,837  | 1,431,108      | 4                            | 240   |
| 2                            | 4,030          | 2      | 400            | 8                                   | 1,225          | 6      | 1,000          | 0                            | 5     |
| 1                            | 3,500          | 1      | 4,000          | 1                                   | 3,000          | 0      | 0              | 0                            | 0     |
| 1                            | 100            | 2      | 650            | 3                                   | 675            | 2      | 1,575          | 0                            | 1     |
| 16                           | 2,388          | 32     | 55,955         | 23                                  | 84,997         | 21     | 14,730         | 5                            | 76    |
| 1                            | 200            | 2      | 750            | 1                                   | 200            | 0      | 0              | 0                            | 0     |
| 0                            | 0              | 5      | 6,100          | 18                                  | 5,125          | 16     | 12,788         | 2                            | 4     |
| 3                            | 4,335          | 0      | 0              | 7                                   | 8,520          | 6      | 1,385          | 0                            | 0     |
| 0                            | 0              | 0      | 0              | 1                                   | 200            | 0      | 0              | 1                            | 4     |
| 29                           | 4,728          | 24     | 59,085         | 55                                  | 11,183         | 30     | 14,954         | 2                            | 25    |
| 1                            | 250            | 0      | 0              | 4                                   | 800            | 2      | 600            | 0                            | 0     |
| 25                           | 53,046         | 23     | 35,105         | 19                                  | 4,655          | 34     | 13,259         | 0                            | 7     |
| 0                            | 0              | 0      | 0              | 1                                   | 1,000          | 5      | 3,100          | 0                            | 1     |
| 29                           | 10,970         | 30     | 19,295         | 251                                 | 44,772         | 371    | 61,791         | 0                            | 10    |
| 1,194                        | 6,501,738      | 1,570  | 17,310,750     | 3,944                               | 2,770,057      | 3,993  | 4,273,209      | 192                          | 1,609 |
| 0                            | 0              | 0      | 0              | 0                                   | 0              | 0      | 0              | 0                            | 0     |
| 0                            | 0              | 0      | 0              | 0                                   | 0              | 0      | 0              | 0                            | 0     |
| 0                            | 0              | 1      | 400            | 0                                   | 0              | 1      | 200            | 0                            | 3     |
| 6                            | 937            | 12     | 1,575          | 7                                   | 1,690          | 29     | 30,225         | 1                            | 16    |
| 18                           | 1,870          | 14     | 4,750          | 12                                  | 2,280          | 8      | 2,255          | 4                            | 5     |
| 0                            | 0              | 1      | 528,357        | 0                                   | 0              | 4      | 12,000         | 0                            | 66    |
| 3                            | 700            | 2      | 250            | 1                                   | 1,800          | 0      | 0              | 0                            | 3     |
| 0                            | 0              | 2      | 4,400          | 0                                   | 0              | 2      | 2,157          | 0                            | 3     |
| 0                            | 0              | 3      | 245            | 0                                   | 0              | 0      | 0              | 0                            | 0     |
| 7                            | 685            | 1      | 53             | 11                                  | 2,360          | 7      | 3,025          | 0                            | 21    |
| 2                            | 1,650          | 1      | 1,173          | 4                                   | 803            | 0      | 0              | 1                            | 5     |
| 0                            | 0              | 16     | 2,025          | 0                                   | 0              | 19     | 6,760          | 0                            | 0     |
| 12                           | 2,525          | 18     | 6,010          | 7                                   | 5,450          | 12     | 6,100          | 11                           | 43    |
| 24                           | 11,776         | 22     | 67,351         | 249                                 | 80,709         | 133    | 131,094        | 10                           | 121   |
| 236                          | 3,153,950      | 210    | 2,846,875      | 653                                 | 925,700        | 555    | 1,619,250      | 35                           | 128   |
| 1                            | 200            | 4      | 29,250         | 0                                   | 0              | 1      | 1,000          | 0                            | 9     |
| 27                           | 3,520          | 23     | 9,475          | 20                                  | 5,425          | 26     | 9,700          | 0                            | 20    |
| 0                            | 0              | 0      | 0              | 0                                   | 0              | 0      | 0              | 0                            | 0     |
| 5                            | 165,000        | 3      | 925            | 5                                   | 1,480          | 2      | 4,300          | 69                           | 37    |
| 0                            | 0              | 0      | 0              | 7                                   | 1,400          | 3      | 425            | 0                            | 0     |

## Building Construction in 2,707 Cities Reporting to the

WEST NORTH

| State and city                    | Total construction |                   |              |                  | New residential buildings |                  |            |                  |
|-----------------------------------|--------------------|-------------------|--------------|------------------|---------------------------|------------------|------------|------------------|
|                                   | 1943               |                   | 1942         |                  | 1943                      |                  | 1942       |                  |
|                                   | Number             | Valuation         | Number       | Valuation        | Number                    | Valuation        | Number     | Valuation        |
| <b>Missouri—Con.</b>              |                    |                   |              |                  |                           |                  |            |                  |
|                                   |                    | <i>Dollars</i>    |              | <i>Dollars</i>   |                           | <i>Dollars</i>   |            | <i>Dollars</i>   |
| 193 Owensville <sup>1</sup> ..... | 0                  | 0                 | 1            | 2,000            | 0                         | 0                | 1          | 2,000            |
| 194 St. Charles.....              | 34                 | 153,410           | 90           | 116,615          | 0                         | 0                | 33         | 87,750           |
| 195 *St. Josephs.....             | 52                 | 414,020           | 61           | 59,505           | 3                         | 1,300            | 13         | 37,400           |
| 196 *St. Louis.....               | 1,892              | 3,892,855         | 3,052        | 17,840,481       | 39,                       | 129,100          | 439        | 2,416,790        |
| 197 Ste. Genevieve.....           | 0                  | 0                 | 0            | 0                | 0                         | 0                | 0          | 0                |
| 198 Shrewsbury.....               | 1                  | 100               | 13           | 32,500           | 0                         | 0                | 13         | 32,500           |
| 199 Sikeston.....                 | 28                 | 11,291            | 51           | 77,640           | 7                         | 1,445            | 29         | 42,100           |
| 200 Springfield.....              | 1,730              | 506,720           | 1,553        | 706,443          | 8                         | 4,008            | 46         | 87,980           |
| 201 Steele.....                   | 7                  | 1,154             | 25           | 10,243           | 2                         | 600              | 8          | 4,750            |
| 202 Tipton.....                   | 4                  | 3,800             | 4            | 1,900            | 0                         | 0                | 1          | 1,500            |
| 203 Troy.....                     | 0                  | 0                 | 1            | 3,500            | 0                         | 0                | 1          | 3,500            |
| 204 University City.....          | 40                 | 36,895            | 119          | 288,575          | 2                         | 8,000            | 64         | 249,500          |
| 205 Warrensburg.....              | 0                  | 0                 | 3            | 5,600            | 0                         | 0                | 0          | 0                |
| 206 Warsaw.....                   | 0                  | 0                 | 1            | 5,000            | 0                         | 0                | 1          | 5,000            |
| 207 Washington.....               | 34                 | 9,650             | 35           | 47,380           | 0                         | 0                | 4          | 12,200           |
| 208 Webster Groves.....           | 59                 | 13,963            | 192          | 474,752          | 0                         | 0                | 120        | 437,100          |
| 209 West Plains.....              | 1                  | 500               | 2            | 3,200            | 0                         | 0                | 2          | 3,200            |
| <b>Nebraska.....</b>              | <b>5,507</b>       | <b>10,398,295</b> | <b>4,935</b> | <b>4,721,071</b> | <b>1,694</b>              | <b>4,731,680</b> | <b>738</b> | <b>2,503,030</b> |
| 210 Alliance.....                 | 161                | 448,420           | 25           | 12,600           | 121                       | 422,205          | 1          | 300              |
| 211 Arapahoe.....                 | 1                  | 150               | 11           | 1,100            | 0                         | 0                | 0          | 0                |
| 212 Aurora.....                   | 1                  | 500               | 11           | 2,100            | 0                         | 0                | 0          | 0                |
| 213 Beatrice.....                 | 16                 | 8,027             | 35           | 55,710           | 0                         | 0                | 1          | 2,600            |
| 214 Broken Bow <sup>2</sup> ..... | 1                  | 2,500             | 576          | 76,000           | 0                         | 0                | 0          | 0                |
| 215 Chadron.....                  | 1                  | 200               | 1            | 500              | 0                         | 0                | 0          | 0                |
| 216 Chappell <sup>1</sup> .....   | 1                  | 1,500             | 0            | 0                | 0                         | 0                | 0          | 0                |
| 217 Columbus.....                 | 30                 | 7,745             | 24           | 35,835           | 0                         | 0                | 2          | 12,000           |
| 218 Creighton.....                | 3                  | 615               | 4            | 4,620            | 0                         | 0                | 0          | 0                |
| 219 Falls City.....               | 6                  | 2,750             | 8            | 2,050            | 0                         | 0                | 0          | 0                |
| 220 Fremont.....                  | 293                | 104,842           | 368          | 771,179          | 4                         | 11,000           | 195        | 651,175          |
| 221 Grand Island.....             | 194                | 525,688           | 168          | 274,225          | 122                       | 390,400          | 94         | 234,750          |
| 222 Hastings.....                 | 1,263              | 3,084,604         | 18           | 7,735            | 1,230                     | 2,977,550        | 1          | 3,000            |
| 223 Hemingford.....               | 0                  | 0                 | 0            | 0                | 0                         | 0                | 0          | 0                |
| 224 Kearney.....                  | 46                 | 154,000           | 12           | 7,825            | 27                        | 122,800          | 0          | 0                |
| 225 *Lincoln.....                 | 1,150              | 742,446           | 1,623        | 771,348          | 70                        | 264,525          | 46         | 216,960          |
| 226 Minden.....                   | 3                  | 475               | 2            | 1,000            | 2                         | 400              | 2          | 1,000            |
| 227 Nebraska City.....            | 53                 | 6,469             | 27           | 29,770           | 0                         | 0                | 2          | 11,500           |
| 228 Neligh.....                   | 0                  | 0                 | 1            | 4,000            | 0                         | 0                | 0          | 0                |
| 229 North Platte.....             | 27                 | 5,605             | 72           | 103,365          | 0                         | 0                | 7          | 23,100           |
| 230 Ogallala <sup>1</sup> .....   | 3                  | 4,300             | 7            | 5,910            | 0                         | 0                | 0          | 0                |
| 231 *Omaha.....                   | 2,148              | 5,263,276         | 1,672        | 2,240,569        | 118                       | 542,800          | 301        | 1,078,745        |
| 232 Oxford.....                   | 1                  | 800               | 1            | 200              | 0                         | 0                | 0          | 0                |
| 233 Stromsburg.....               | 0                  | 0                 | 0            | 0                | 0                         | 0                | 0          | 0                |
| 234 Tekamah <sup>2</sup> .....    | 1                  | 4,500             | 8            | 5,690            | 0                         | 0                | 0          | 0                |
| 235 Tilden.....                   | 0                  | 0                 | 0            | 0                | 0                         | 0                | 0          | 0                |
| 236 Wahoo.....                    | * 84               | 19,158            | 239          | 299,330          | 0                         | 0                | 85         | 265,500          |
| 237 Wakefield.....                | 1                  | 1,000             | 5            | 2,400            | 0                         | 0                | 0          | 0                |
| 238 Wayne <sup>1</sup> .....      | 12                 | 6,925             | 11           | 3,560            | 0                         | 0                | 1          | 2,500            |
| 239 Wilber.....                   | 6                  | 300               | 2            | 1,000            | 0                         | 0                | 0          | 0                |
| 240 Winnebago.....                | 1                  | 1,500             | 4            | 1,450            | 0                         | 0                | 0          | 0                |
| <b>North Dakota.....</b>          | <b>298</b>         | <b>378,374</b>    | <b>438</b>   | <b>384,084</b>   | <b>1</b>                  | <b>1,000</b>     | <b>40</b>  | <b>106,420</b>   |
| 241 Beach.....                    | 5                  | 1,000             | 7            | 6,450            | 0                         | 0                | 2          | 3,000            |
| 242 Bowbells <sup>1</sup> .....   | 0                  | 0                 | 0            | 0                | 0                         | 0                | 0          | 0                |
| 243 Casselton <sup>2</sup> .....  | 9                  | 9,400             | 3            | 1,300            | 0                         | 0                | 0          | 0                |
| 244 Cooperstown.....              | 2                  | 1,100             | 1            | 1,500            | 0                         | 0                | 0          | 0                |
| 245 Crosby.....                   | 3                  | 3,500             | 14           | 6,250            | 0                         | 0                | 3          | 1,350            |

\* In sample of 257 cities. See text and tables, pp. 15 to 21.

<sup>1</sup> Includes 11 months only in 1943.<sup>2</sup> Includes 11 months only in 1942.



## Bureau of Labor Statistics, by City, 1942 and 1943—Continued

## CENTRAL STATES—Continued

| New nonresidential buildings |           |        |            | Additions, alterations, and repairs |           |        |           | Number of new dwelling units |      |
|------------------------------|-----------|--------|------------|-------------------------------------|-----------|--------|-----------|------------------------------|------|
| 1943                         |           | 1942   |            | 1943                                |           | 1942   |           | 1943                         | 1942 |
| Number                       | Valuation | Number | Valuation  | Number                              | Valuation | Number | Valuation |                              |      |
|                              | Dollars   |        | Dollars    |                                     | Dollars   |        | Dollars   |                              |      |
| 0                            | 0         | 0      | 0          | 0                                   | 0         | 0      | 0         | 0                            | 1    |
| 14                           | 64,175    | 24     | 7,975      | 20                                  | 89,235    | 33     | 20,890    | 0                            | 32   |
| 21                           | 395,645   | 24     | 3,330      | 28                                  | 16,075    | 24     | 18,775    | 3                            | 13   |
| 494                          | 2,653,921 | 937    | 13,435,498 | 1,359                               | 1,179,834 | 1,676  | 1,988,193 | 39                           | 786  |
| 0                            | 0         | 0      | 0          | 0                                   | 0         | 0      | 0         | 0                            | 197  |
| 1                            | 100       | 0      | 0          | 0                                   | 0         | 0      | 0         | 0                            | 13   |
| 11                           | 3,375     | 10     | 4,340      | 10                                  | 6,471     | 12     | 31,200    | 7                            | 29   |
| 237                          | 90,988    | 181    | 289,740    | 1,485                               | 411,724   | 1,326  | 328,723   | 8                            | 49   |
| 5                            | 554       | 17     | 5,493      | 0                                   | 0         | 0      | 0         | 2                            | 3    |
| 1                            | 2,000     | 2      | 300        | 3                                   | 1,800     | 1      | 100       | 0                            | 1    |
| 0                            | 0         | 0      | 0          | 0                                   | 0         | 0      | 0         | 0                            | 1    |
| 8                            | 1,195     | 17     | 18,280     | 30                                  | 27,700    | 38     | 21,095    | 2                            | 69   |
| 0                            | 0         | 2      | 5,300      | 0                                   | 0         | 1      | 300       | 0                            | 0    |
| 0                            | 0         | 0      | 0          | 0                                   | 0         | 0      | 0         | 0                            | 1    |
| 29                           | 7,825     | 22     | 27,380     | 5                                   | 1,825     | 9      | 7,800     | 0                            | 4    |
| 32                           | 8,147     | 1      | 10,000     | 27                                  | 5,816     | 71     | 27,652    | 0                            | 120  |
| 0                            | 0         | 0      | 0          | 1                                   | 500       | 0      | 0         | 0                            | 2    |
| 790                          | 4,219,378 | 701    | 1,046,848  | 3,023                               | 1,447,337 | 3,496  | 1,171,193 | 1,796                        | 786  |
| 22                           | 11,000    | 9      | 3,970      | 18                                  | 15,215    | 15     | 8,330     | 126                          | 1    |
| 0                            | 0         | 11     | 1,100      | 1                                   | 150       | 0      | 0         | 0                            | 0    |
| 0                            | 0         | 3      | 500        | 1                                   | 500       | 8      | 1,600     | 0                            | 0    |
| 9                            | 4,918     | 20     | 30,460     | 7                                   | 3,109     | 14     | 22,750    | 0                            | 1    |
| 0                            | 0         | 0      | 0          | 1                                   | 2,500     | 576    | 76,000    | 0                            | 0    |
| 0                            | 0         | 0      | 0          | 1                                   | 200       | 1      | 500       | 0                            | 0    |
| 1                            | 1,500     | 0      | 0          | 0                                   | 0         | 0      | 0         | 0                            | 0    |
| 20                           | 4,555     | 13     | 2,665      | 10                                  | 3,190     | 9      | 21,170    | 0                            | 2    |
| 3                            | 615       | 4      | 4,620      | 0                                   | 0         | 0      | 0         | 0                            | 0    |
| 6                            | 2,750     | 8      | 2,050      | 0                                   | 0         | 0      | 0         | 0                            | 0    |
| 34                           | 10,054    | 12     | 48,545     | 255                                 | 83,788    | 161    | 71,459    | 4                            | 195  |
| 9                            | 3,848     | 7      | 3,800      | 63                                  | 131,440   | 67     | 35,675    | 152                          | 104  |
| 13                           | 66,482    | 7      | 1,547      | 20                                  | 40,572    | 10     | 3,188     | 1,244                        | 1    |
| 0                            | 0         | 0      | 0          | 0                                   | 0         | 0      | 0         | 0                            | 0    |
| 2                            | 600       | 7      | 5,975      | 17                                  | 30,600    | 5      | 1,850     | 39                           | 0    |
| 242                          | 231,283   | 167    | 175,195    | 838                                 | 246,638   | 1,410  | 379,193   | 70                           | 55   |
| 0                            | 0         | 0      | 0          | 1                                   | 75        | 0      | 0         | 2                            | 2    |
| 44                           | 5,119     | 18     | 16,720     | 9                                   | 1,350     | 7      | 1,550     | 0                            | 2    |
| 0                            | 0         | 0      | 0          | 0                                   | 0         | 1      | 4,000     | 0                            | 0    |
| 6                            | 625       | 20     | 28,200     | 21                                  | 4,980     | 45     | 52,065    | 0                            | 7    |
| 0                            | 0         | 3      | 950        | 3                                   | 4,300     | 4      | 4,960     | 0                            | 0    |
| 368                          | 3,867,379 | 345    | 704,398    | 1,662                               | 853,097   | 1,026  | 457,426   | 159                          | 331  |
| 0                            | 0         | 0      | 0          | 1                                   | 800       | 1      | 200       | 0                            | 0    |
| 0                            | 0         | 0      | 0          | 0                                   | 0         | 0      | 0         | 0                            | 0    |
| 1                            | 4,500     | 6      | 5,450      | 0                                   | 0         | 2      | 240       | 0                            | 0    |
| 0                            | 0         | 0      | 0          | 0                                   | 0         | 0      | 0         | 0                            | 0    |
| 1                            | 150       | 36     | 9,293      | 83                                  | 19,008    | 118    | 24,537    | 0                            | 84   |
| 0                            | 0         | 0      | 0          | 1                                   | 1,000     | 5      | 2,400     | 0                            | 0    |
| 2                            | 2,200     | 2      | 210        | 10                                  | 4,725     | 8      | 850       | 0                            | 1    |
| 6                            | 300       | 2      | 1,000      | 0                                   | 0         | 0      | 0         | 0                            | 0    |
| 1                            | 1,500     | 1      | 200        | 0                                   | 0         | 3      | 1,250     | 0                            | 0    |
| 116                          | 271,122   | 136    | 120,539    | 181                                 | 106,252   | 292    | 157,135   | 0                            | 40   |
| 4                            | 750       | 2      | 1,500      | 1                                   | 250       | 3      | 1,950     | 0                            | 2    |
| 0                            | 0         | 0      | 0          | 0                                   | 0         | 0      | 0         | 0                            | 0    |
| 2                            | 1,100     | 0      | 0          | 7                                   | 3,300     | 3      | 1,300     | 0                            | 0    |
| 1                            | 500       | 0      | 0          | 1                                   | 600       | 1      | 1,500     | 0                            | 0    |
| 1                            | 2,000     | 5      | 2,500      | 2                                   | 1,500     | 6      | 2,400     | 0                            | 3    |

## Building Construction in 2,707 Cities Reporting to the

WEST NORTH

| State and city                          | Total construction |                  |              |                | New residential buildings |                |            |                |
|---|--------------------|------------------|--------------|----------------|---------------------------|----------------|------------|----------------|
|   | 1943               |                  | 1942         |                | 1943                      |                | 1942       |                |
|   | Number             | Valuation        | Number       | Valuation      | Number                    | Valuation      | Number     | Valuation      |
| <b>North Dakota—Continued.</b>          |                    | <i>Dollars</i>   |              | <i>Dollars</i> |                           | <i>Dollars</i> |            | <i>Dollars</i> |
| 246 Fargo.....                          | 53                 | 66,294           | 88           | 123,785        | 0                         | 0              | 10         | 38,600         |
| 247 Grand Forks.....                    | 148                | 55,774           | 187          | 72,732         | 0                         | 0              | 12         | 14,970         |
| 248 Hankinson.....                      | 1                  | 800              | 0            | 0              | 0                         | 0              | 0          | 0              |
| 249 Hillsboro.....                      | 4                  | 24,500           | 35           | 70,200         | 0                         | 0              | 3          | 17,000         |
| 250 Jamestown.....                      | 17                 | 16,240           | 18           | 18,905         | 0                         | 0              | 1          | 2,500          |
| 251 Kenmare.....                        | 0                  | 0                | 0            | 0              | 0                         | 0              | 0          | 0              |
| 252 Lakota <sup>1</sup> .....           | 0                  | 0                | 2            | 600            | 0                         | 0              | 0          | 0              |
| 253 Linton.....                         | 0                  | 0                | 8            | 8,500          | 0                         | 0              | 1          | 6,000          |
| 254 Lisbon.....                         | 9                  | 5,405            | 7            | 2,525          | 1                         | 1,000          | 0          | 0              |
| 255 Minot.....                          | 36                 | 180,211          | 42           | 60,250         | 0                         | 0              | 8          | 23,000         |
| 256 Minto.....                          | 10                 | 13,950           | 4            | 700            | 0                         | 0              | 0          | 0              |
| 257 Valley City.....                    | 0                  | 0                | 5            | 5,647          | 0                         | 0              | 0          | 0              |
| 258 Watford City.....                   | 1                  | 200              | 17           | 4,750          | 0                         | 0              | 0          | 0              |
| <b>South Dakota.....</b>                | <b>1,496</b>       | <b>1,403,456</b> | <b>1,380</b> | <b>901,562</b> | <b>163</b>                | <b>673,895</b> | <b>138</b> | <b>411,790</b> |
| 259 Aberdeen.....                       | 173                | 34,206           | 192          | 85,947         | 0                         | 0              | 7          | 31,100         |
| 260 Bowdle.....                         | 0                  | 0                | 1            | 120            | 0                         | 0              | 0          | 0              |
| 261 Brookings.....                      | 19                 | 11,123           | 26           | 7,199          | 0                         | 0              | 0          | 0              |
| 262 Burke.....                          | 0                  | 0                | 0            | 0              | 0                         | 0              | 0          | 0              |
| 263 Clark.....                          | 0                  | 0                | 0            | 0              | 0                         | 0              | 0          | 0              |
| 264 Deadwood.....                       | 0                  | 0                | 0            | 0              | 0                         | 0              | 0          | 0              |
| 265 Dell Rapids.....                    | 1                  | 200              | 2            | 625            | 0                         | 0              | 0          | 0              |
| 266 Eureka.....                         | 0                  | 0                | 12           | 9,500          | 0                         | 0              | 0          | 0              |
| 267 Flandreau.....                      | 0                  | 0                | 0            | 0              | 0                         | 0              | 0          | 0              |
| 268 Groton.....                         | 3                  | 2,500            | 2            | 1,000          | 0                         | 0              | 0          | 0              |
| 269 McLaughlin.....                     | 3                  | 1,100            | 19           | 5,100          | 0                         | 0              | 0          | 0              |
| 270 Madison.....                        | 12                 | 3,325            | 10           | 14,600         | 0                         | 0              | 0          | 0              |
| 271 Mitchell.....                       | 3                  | 1,100            | 4            | 4,300          | 0                         | 0              | 0          | 0              |
| 272 Philip.....                         | 7                  | 2,665            | 7            | 1,155          | 0                         | 0              | 1          | 450            |
| 273 Pierre.....                         | 13                 | 5,880            | 15           | 33,650         | 0                         | 0              | 0          | 0              |
| 274 Rapid City.....                     | 255                | 104,144          | 246          | 165,742        | 24                        | 61,700         | 36         | 116,130        |
| 275 *Sioux Falls.....                   | 900                | 1,201,204        | 771          | 512,591        | 139                       | 612,195        | 91         | 269,310        |
| 276 Tyndall.....                        | 2                  | 160              | 2            | 550            | 0                         | 0              | 0          | 0              |
| 277 Vermillion.....                     | 0                  | 0                | 0            | 0              | 0                         | 0              | 0          | 0              |
| 278 Watertown.....                      | 90                 | 25,159           | 58           | 27,363         | 0                         | 0              | 2          | 800            |
| 279 W e s s i n g t o n<br>Springs..... | 0                  | 0                | 0            | 0              | 0                         | 0              | 0          | 0              |
| 280 Yankton.....                        | 5                  | 9,700            | 13           | 32,120         | 0                         | 0              | 1          | 4,000          |

## SOUTH ATLANTIC

|                              | Total (317 cities) .. | 67,046           | 131,585,883  | 75,645           | 356,857,905 | 15,637           | 71,059,052 | 23,900           | 140,052,318 |
|------------------------------|-----------------------|------------------|--------------|------------------|-------------|------------------|------------|------------------|-------------|
|                              | Percent of change ..  | -11.4            | -63.1        |                  |             | -34.6            | -49.3      |                  |             |
| <b>Delaware.....</b>         | <b>1,446</b>          | <b>4,294,021</b> | <b>1,285</b> | <b>4,174,033</b> | <b>888</b>  | <b>3,349,500</b> | <b>553</b> | <b>3,406,519</b> |             |
| 1 Bellefonte.....            | 11                    | 1,899            | 1            | 300              | 0           | 0                | 0          | 0                | 0           |
| 2 Dover.....                 | 9                     | 4,586            | 9            | 10,683           | 0           | 0                | 1          | 2,800            |             |
| 3 Elsmere <sup>1</sup> ..... | 249                   | 841,302          | 8            | 6,625            | 235         | 827,000          | 1          | 4,500            |             |
| 4 Harrington.....            | 0                     | 0                | 1            | 3,500            | 0           | 0                | 1          | 3,500            |             |
| 5 Middletown.....            | 4                     | 900              | 5            | 4,755            | 0           | 0                | 1          | 500              |             |
| 6 Newark.....                | 35                    | 79,875           | 165          | 735,869          | 20          | 75,000           | 152        | 632,919          |             |
| 7 Newport <sup>1</sup> ..... | 1                     | 75               | 5            | 361,750          | 0           | 0                | 2          | 11,000           |             |
| 8 Rehoboth.....              | 32                    | 19,887           | 46           | 15,960           | 1           | 600              | 2          | 7,800            |             |
| 9 Seaford.....               | 6                     | 4,480            | 23           | 51,800           | 0           | 0                | 8          | 36,500           |             |
| 10 *Wilmington.....          | 1,099                 | 3,341,007        | 1,022        | 2,982,861        | 632         | 2,446,900        | 385        | 1,707,000        |             |
| 11 *Washington, D. C. ..     | 4,550                 | 24,090,650       | 7,314        | 80,697,324       | 1,226       | 14,974,045       | 3,774      | 38,708,843       |             |

\*In sample of 257 cities. See text and tables, pp. 15 to 21.

<sup>1</sup> Includes 11 months only in 1943.<sup>2</sup> Includes 11 months only in 1942.

Bureau of Labor Statistics, by City, 1942 and 1943—Continued

CENTRAL STATES—Continued

| New nonresidential buildings |                |         |                | Additions, alterations, and repairs |                |         |                | Number of new dwelling units |      |     |
|------------------------------|----------------|---------|----------------|-------------------------------------|----------------|---------|----------------|------------------------------|------|-----|
| 1943                         |                | 1942    |                | 1943                                |                | 1942    |                | 1943                         | 1942 |     |
| Number                       | Valuation      | Number  | Valuation      | Number                              | Valuation      | Number  | Valuation      |                              |      |     |
|                              | <i>Dollars</i> |         | <i>Dollars</i> |                                     | <i>Dollars</i> |         | <i>Dollars</i> |                              |      |     |
| 14                           | 23,126         | 25      | 16,615         | 39                                  | 40,168         | 53      | 63,570         | 0                            | 10   |     |
| 46                           | 19,640         | 44      | 5,952          | 102                                 | 36,134         | 131     | 51,810         | 0                            | 12   |     |
| 1                            | 800            | 0       | 0              | 0                                   | 0              | 0       | 0              | 0                            | 0    |     |
| 3                            | 23,500         | 29      | 50,000         | 1                                   | 1,000          | 3       | 3,200          | 0                            | 3    |     |
| 17                           | 16,240         | 10      | 14,576         | 0                                   | 0              | 7       | 1,830          | 0                            | 1    |     |
| 0                            | 0              | 0       | 0              | 0                                   | 0              | 0       | 0              | 0                            | 0    |     |
| 0                            | 0              | 0       | 0              | 0                                   | 0              | 2       | 600            | 0                            | 0    |     |
| 0                            | 0              | 0       | 0              | 0                                   | 0              | 7       | 2,500          | 0                            | 1    |     |
| 6                            | 3,855          | 4       | 1,100          | 2                                   | 550            | 3       | 1,425          | 0                            | 0    |     |
| 15                           | 163,711        | 15      | 27,900         | 21                                  | 16,500         | 19      | 9,350          | 0                            | 8    |     |
| 5                            | 12,700         | 1       | 200            | 5                                   | 1,250          | 3       | 500            | 0                            | 0    |     |
| 0                            | 0              | 1       | 197            | 0                                   | 0              | 4       | 5,450          | 0                            | 0    |     |
| 1                            | 200            | 0       | 0              | 0                                   | 0              | 17      | 4,750          | 0                            | 0    |     |
|                              | 238            | 232,705 | 246            | 165,107                             | 1,035          | 505,856 | 396            | 324,665                      | 218  | 179 |
| 44                           | 4,497          | 20      | 10,915         | 129                                 | 29,709         | 165     | 43,932         | 0                            | 7    |     |
| 0                            | 0              | 1       | 120            | 0                                   | 0              | 0       | 0              | 0                            | 0    |     |
| 5                            | 5,530          | 11      | 2,580          | 14                                  | 5,593          | 15      | 4,619          | 0                            | 0    |     |
| 0                            | 0              | 0       | 0              | 0                                   | 0              | 0       | 0              | 0                            | 0    |     |
| 0                            | 0              | 0       | 0              | 0                                   | 0              | 0       | 0              | 0                            | 0    |     |
| 0                            | 0              | 0       | 0              | 0                                   | 0              | 0       | 0              | 0                            | 0    |     |
| 1                            | 200            | 2       | 625            | 0                                   | 0              | 0       | 0              | 0                            | 0    |     |
| 0                            | 0              | 11      | 8,500          | 0                                   | 0              | 1       | 1,000          | 0                            | 0    |     |
| 0                            | 0              | 0       | 0              | 0                                   | 0              | 0       | 0              | 0                            | 0    |     |
| 2                            | 1,500          | 0       | 0              | 1                                   | 1,000          | 2       | 1,000          | 0                            | 0    |     |
| 0                            | 0              | 14      | 3,700          | 3                                   | 1,100          | 5       | 1,400          | 0                            | 0    |     |
| 6                            | 1,075          | 3       | 3,325          | 6                                   | 2,250          | 7       | 11,275         | 0                            | 0    |     |
| 2                            | 350            | 1       | 200            | 1                                   | 750            | 3       | 4,100          | 0                            | 0    |     |
| 4                            | 1,300          | 4       | 355            | 3                                   | 1,365          | 2       | 350            | 0                            | 1    |     |
| 5                            | 725            | 4       | 20,650         | 8                                   | 5,155          | 11      | 13,000         | 0                            | 0    |     |
| 81                           | 16,158         | 53      | 7,862          | 150                                 | 26,286         | 157     | 41,750         | 36                           | 77   |     |
| 125                          | 183,447        | 111     | 72,425         | 636                                 | 405,562        | 569     | 180,356        | 182                          | 92   |     |
| 0                            | 0              | 1       | 250            | 2                                   | 150            | 1       | 300            | 0                            | 0    |     |
| 0                            | 0              | 0       | 0              | 0                                   | 0              | 0       | 0              | 0                            | 0    |     |
| 11                           | 1,723          | 5       | 8,850          | 79                                  | 23,436         | 51      | 17,713         | 0                            | 0    |     |
| 0                            | 0              | 0       | 0              | 0                                   | 0              | 0       | 0              | 0                            | 0    |     |
| 2                            | 6,200          | 5       | 24,750         | 3                                   | 3,500          | 7       | 3,370          | 0                            | 2    |     |

STATES

|       |            |       |             |        |            |        |            |        |        |
|-------|------------|-------|-------------|--------|------------|--------|------------|--------|--------|
| 5,981 | 34,820,280 | 7,326 | 185,385,423 | 45,428 | 25,706,551 | 44,419 | 31,420,164 | 27,093 | 42,206 |
| -18.4 | -81.2      |       |             | +2.3   | -18.2      |        |            | -35.8  |        |
| 50    | 330,678    | 72    | 336,615     | 508    | 723,343    | 660    | 1,430,399  | 994    | 578    |
| 0     | 0          | 0     | 0           | 11     | 1,399      | 1      | 300        | 0      | 0      |
| 9     | 4,596      | 1     | 200         | 0      | 0          | 7      | 7,683      | 0      | 1      |
| 6     | 5,207      | 4     | 1,125       | 8      | 9,095      | 3      | 1,000      | 235    | 2      |
| 0     | 0          | 0     | 0           | 0      | 0          | 0      | 0          | 0      | 1      |
| 1     | 100        | 1     | 200         | 3      | 800        | 3      | 4,085      | 0      | 1      |
| 12    | 4,125      | 7     | 101,750     | 3      | 750        | 6      | 1,200      | 20     | 155    |
| 0     | 0          | 1     | 250         | 1      | 75         | 2      | 350,500    | 0      | 2      |
| 2     | 425        | 9     | 2,498       | 29     | 18,862     | 35     | 5,862      | 1      | 2      |
| 3     | 3,150      | 3     | 10,200      | 3      | 1,330      | 7      | 5,100      | 0      | 13     |
| 17    | 203,075    | 41    | 220,392     | 450    | 691,032    | 596    | 1,055,469  | 738    | 401    |
| 219   | 6,514,997  | 348   | 37,019,301  | 3,105  | 2,601,603  | 3,192  | 4,969,180  | 5,334  | 9,635  |

## Building Construction in 2,707 Cities Reporting to the Bureau

## SOUTH ATLANTIC

| State and city                | Total construction |                                     |               |                                     | New residential buildings |                                    |              |                                    |
|-------------------------------|--------------------|-------------------------------------|---------------|-------------------------------------|---------------------------|------------------------------------|--------------|------------------------------------|
|                               | 1943               |                                     | 1942          |                                     | 1943                      |                                    | 1942         |                                    |
|                               | Number             | Valuation                           | Number        | Valuation                           | Number                    | Valuation                          | Number       | Valuation                          |
| <b>Florida</b> .....          | <b>20,474</b>      | <i>Dollars</i><br><b>21,623,188</b> | <b>18,417</b> | <i>Dollars</i><br><b>34,437,337</b> | <b>3,114</b>              | <i>Dollars</i><br><b>7,913,363</b> | <b>2,344</b> | <i>Dollars</i><br><b>8,251,029</b> |
| 12 Alachua.....               | 4                  | 2,750                               | 4             | 13,050                              | 0                         | 0                                  | 0            | 0                                  |
| 13 Apalachicola.....          | 56                 | 8,409                               | 64            | 14,599                              | 12                        | 2,775                              | 5            | 2,975                              |
| 14 Apopka.....                | 5                  | 5,050                               | 6             | 2,250                               | 2                         | 750                                | 2            | 900                                |
| 15 Bartow.....                | 100                | 183,991                             | 77            | 39,569                              | 60                        | 156,400                            | 12           | 9,450                              |
| 16 Belle Glade.....           | 80                 | 16,000                              | 30            | 31,085                              | 80                        | 16,000                             | 16           | 23,500                             |
| 17 Bradenton.....             | 95                 | 43,613                              | 110           | 40,160                              | 0                         | 0                                  | 4            | 9,300                              |
| 18 Chipley.....               | 2                  | 3,000                               | 6             | 19,400                              | 2                         | 3,000                              | 5            | 18,400                             |
| 19 Clearwater.....            | 167                | 39,441                              | 178           | 139,007                             | 17                        | 7,525                              | 11           | 35,400                             |
| 20 Clermont.....              | 47                 | 14,647                              | 38            | 8,284                               | 11                        | 4,190                              | 3            | 2,200                              |
| 21 Coral Gables.....          | 258                | 115,619                             | 166           | 1,246,301                           | 1                         | 1,500                              | 11           | 78,300                             |
| 22 Crystal River.....         | 2                  | 1,000                               | 0             | 0                                   | 1                         | 500                                | 0            | 0                                  |
| 23 Daytona Beach.....         | 346                | 485,308                             | 195           | 264,867                             | 14                        | 4,709                              | 26           | 74,340                             |
| 24 De Land.....               | 48                 | 17,005                              | 30            | 13,550                              | 7                         | 2,500                              | 8            | 7,160                              |
| 25 Dunedin.....               | 21                 | 64,460                              | 37            | 39,387                              | 2                         | 1,450                              | 8            | 31,500                             |
| 26 Fernandina.....            | 55                 | 11,638                              | 78            | 72,724                              | 0                         | 0                                  | 14           | 18,400                             |
| 27 Fort Lauderdale.....       | 262                | 32,850                              | 330           | 344,321                             | 3                         | 3,850                              | 45           | 230,030                            |
| 28 Fort Myers.....            | 310                | 286,023                             | 183           | 128,702                             | 70                        | 193,340                            | 36           | 49,350                             |
| 29 Fort Pierce.....           | 170                | 86,049                              | 131           | 193,655                             | 73                        | 13,750                             | 36           | 38,900                             |
| 30 Gainesville.....           | 150                | 51,610                              | 170           | 340,294                             | 10                        | 2,794                              | 38           | 86,350                             |
| 31 Gulfport.....              | 43                 | 8,885                               | 63            | 27,867                              | 1                         | 200                                | 6            | 16,430                             |
| 32 Hallandale.....            | 42                 | 8,668                               | 35            | 4,950                               | 8                         | 2,695                              | 5            | 1,750                              |
| 33 Hialeah.....               | 221                | 31,658                              | 133           | 38,169                              | 1                         | 557                                | 1            | 1,200                              |
| 34 Holly Hill.....            | 35                 | 7,235                               | 22            | 13,760                              | 2                         | 2,900                              | 6            | 11,500                             |
| 35 Jacksonville.....          | 3,929              | 6,755,644                           | 3,967         | 12,669,955                          | 1,457                     | 4,752,234                          | 601          | 1,942,448                          |
| 36 Kissimmee.....             | 49                 | 10,425                              | 40            | 11,979                              | 4                         | 675                                | 4            | 1,800                              |
| 37 Lake City.....             | 94                 | 74,738                              | 66            | 67,210                              | 35                        | 67,659                             | 13           | 13,050                             |
| 38 Lakeland.....              | 666                | 166,731                             | 841           | 368,651                             | 19                        | 12,750                             | 89           | 208,665                            |
| 39 Lake Worth.....            | 112                | 22,495                              | 118           | 77,528                              | 1                         | 200                                | 11           | 41,800                             |
| 40 Leesburg.....              | 53                 | 26,936                              | 52            | 14,079                              | 8                         | 1,350                              | 4            | 3,452                              |
| 41 Lynn Haven.....            | 28                 | 5,273                               | 7             | 2,800                               | 20                        | 4,200                              | 3            | 1,500                              |
| 42 Madison.....               | 0                  | 0                                   | 3             | 7,750                               | 0                         | 0                                  | 0            | 0                                  |
| 43 Marianna.....              | 166                | 404,525                             | 29            | 35,375                              | 134                       | 383,180                            | 8            | 6,350                              |
| 44 Melbourne.....             | 20                 | 162,877                             | 16            | 10,210                              | 11                        | 5,950                              | 2            | 650                                |
| 45 Miami.....                 | 4,845              | 6,196,410                           | 3,818         | 3,049,645                           | 0                         | 0                                  | 145          | 726,263                            |
| 46 Miami Beach.....           | 833                | 829,479                             | 534           | 791,598                             | 0                         | 0                                  | 10           | 104,750                            |
| 47 Miami Shores.....          | 46                 | 8,770                               | 57            | 65,605                              | 0                         | 0                                  | 8            | 51,800                             |
| 48 Miami Springs.....         | 163                | 356,834                             | 33            | 40,155                              | 108                       | 343,700                            | 5            | 29,000                             |
| 49 Mount Dora.....            | 16                 | 4,850                               | 9             | 3,275                               | 4                         | 2,000                              | 3            | 2,000                              |
| 50 Neptune Beach.....         | 23                 | 39,590                              | 31            | 18,535                              | 5                         | 36,000                             | 2            | 7,100                              |
| 51 New Smyrna Beach.....      | 209                | 32,994                              | 157           | 28,513                              | 5                         | 2,900                              | 4            | 9,200                              |
| 52 Ocala.....                 | 72                 | 17,566                              | 118           | 206,000                             | 13                        | 2,380                              | 50           | 119,700                            |
| 53 Orlando.....               | 596                | 180,607                             | 570           | 819,779                             | 5                         | 1,000                              | 202          | 585,540                            |
| 54 Oviedo.....                | 15                 | 2,325                               | 11            | 2,557                               | 5                         | 925                                | 1            | 300                                |
| 55 Palatka <sup>1</sup> ..... | 23                 | 11,665                              | 27            | 29,685                              | 7                         | 3,550                              | 8            | 25,450                             |
| 56 Palm Beach.....            | 102                | 214,219                             | 69            | 107,978                             | 0                         | 0                                  | 5            | 58,500                             |
| 57 Pensacola.....             | 1,023              | 1,178,968                           | 849           | 615,619                             | 480                       | 958,687                            | 179          | 248,280                            |
| 58 Pompano.....               | 55                 | 9,855                               | 30            | 17,540                              | 42                        | 8,300                              | 20           | 13,140                             |
| 59 Port Tampa.....            | 23                 | 11,500                              | 18            | 5,600                               | 1                         | 1,400                              | 0            | 0                                  |
| 60 River Junction.....        | 0                  | 0                                   | 1             | 2,000                               | 0                         | 0                                  | 1            | 2,000                              |
| 61 Rockledge.....             | 10                 | 22,485                              | 83            | 240,398                             | 3                         | 7,000                              | 81           | 239,298                            |
| 62 St. Augustine.....         | 240                | 47,501                              | 370           | 108,207                             | 2                         | 350                                | 7            | 12,050                             |
| 63 St. Petersburg.....        | 1,005              | 611,589                             | 1,046         | 916,491                             | 4                         | 3,400                              | 92           | 300,772                            |
| 64 Sarasota.....              | 324                | 76,426                              | 318           | 269,089                             | 6                         | 2,000                              | 23           | 73,190                             |
| 65 Stuart.....                | 24                 | 6,630                               | 29            | 11,676                              | 3                         | 600                                | 5            | 5,600                              |
| 66 Tallahassee.....           | 97                 | 131,735                             | 162           | 180,566                             | 8                         | 1,825                              | 87           | 114,596                            |

\* In sample of 257 cities. See text and tables, pp. 15 to 21

<sup>1</sup> Includes 11 months only in 1943.

## of Labor Statistics, by City, 1942 and 1943—Continued

STATES—Continued

| New nonresidential buildings |           |        |            | Additions, alterations, and repairs |           |        |           | Number of new dwelling units |       |
|------------------------------|-----------|--------|------------|-------------------------------------|-----------|--------|-----------|------------------------------|-------|
| 1943                         |           | 1942   |            | 1943                                |           | 1942   |           | 1943                         | 1942  |
| Number                       | Valuation | Number | Valuation  | Number                              | Valuation | Number | Valuation |                              |       |
|                              | Dollars   |        | Dollars    |                                     | Dollars   |        | Dollars   |                              |       |
| 1,766                        | 7,505,580 | 1,854  | 19,881,129 | 15,504                              | 6,204,245 | 14,219 | 6,301,179 | 3,486                        | 2,994 |
| 0                            | 0         | 1      | 10,000     | 4                                   | 2,750     | 3      | 3,050     | 0                            | 0     |
| 4                            | 625       | 13     | 2,970      | 40                                  | 5,009     | 46     | 8,654     | 12                           | 5     |
| 1                            | 4,000     | 3      | 600        | 2                                   | 300       | 1      | 750       | 2                            | 2     |
| 9                            | 18,671    | 12     | 11,340     | 31                                  | 8,920     | 53     | 13,779    | 60                           | 12    |
| 0                            | 0         | 6      | 4,185      | 0                                   | 0         | 8      | 3,400     | 80                           | 19    |
| 9                            | 27,516    | 2      | 4,100      | 86                                  | 16,097    | 104    | 26,760    | 0                            | 13    |
| 0                            | 0         | 1      | 1,000      | 0                                   | 0         | 0      | 0         | 2                            | 5     |
| 18                           | 4,841     | 21     | 28,760     | 132                                 | 27,075    | 146    | 74,847    | 17                           | 11    |
| 9                            | 3,847     | 7      | 1,805      | 27                                  | 6,610     | 28     | 4,279     | 11                           | 3     |
| 4                            | 2,675     | 4      | 603,800    | 253                                 | 111,444   | 151    | 564,201   | 1                            | 11    |
| 0                            | 0         | 0      | 0          | 1                                   | 500       | 0      | 0         | 1                            | 0     |
| 70                           | 395,123   | 31     | 28,515     | 262                                 | 85,476    | 138    | 162,012   | 14                           | 37    |
| 3                            | 1,015     | 5      | 2,250      | 38                                  | 13,490    | 17     | 4,140     | 7                            | 8     |
| 6                            | 60,830    | 6      | 1,102      | 13                                  | 2,180     | 23     | 6,785     | 2                            | 8     |
| 1                            | 100       | 3      | 41,000     | 54                                  | 11,538    | 61     | 13,324    | 0                            | 14    |
| 46                           | 29,757    | 42     | 43,679     | 213                                 | 49,243    | 243    | 70,612    | 3                            | 53    |
| 16                           | 9,160     | 21     | 30,540     | 224                                 | 83,523    | 126    | 48,812    | 82                           | 43    |
| 19                           | 50,986    | 30     | 135,055    | 78                                  | 21,313    | 65     | 19,700    | 73                           | 36    |
| 18                           | 9,860     | 26     | 190,195    | 122                                 | 38,956    | 106    | 63,749    | 10                           | 41    |
| 5                            | 3,300     | 12     | 5,425      | 37                                  | 5,385     | 45     | 6,012     | 1                            | 7     |
| 12                           | 3,304     | 4      | 595        | 22                                  | 2,669     | 26     | 2,605     | 8                            | 4     |
| 5                            | 1,524     | 2      | 10,000     | 215                                 | 29,577    | 130    | 26,969    | 1                            | 1     |
| 5                            | 620       | 9      | 955        | 28                                  | 3,715     | 7      | 1,305     | 2                            | 6     |
| 201                          | 421,887   | 333    | 9,826,976  | 2,271                               | 1,681,723 | 3,033  | 900,531   | 1,775                        | 600   |
| 6                            | 1,847     | 8      | 1,789      | 39                                  | 7,903     | 28     | 8,390     | 4                            | 35    |
| 9                            | 1,305     | 19     | 33,635     | 50                                  | 5,774     | 34     | 20,525    | 35                           | 13    |
| 13                           | 32,455    | 9      | 7,950      | 634                                 | 121,526   | 743    | 152,036   | 19                           | 89    |
| 22                           | 3,615     | 21     | 9,915      | 89                                  | 18,680    | 86     | 25,813    | 1                            | 12    |
| 2                            | 6,454     | 0      | 0          | 43                                  | 19,132    | 48     | 10,627    | 8                            | 5     |
| 3                            | 450       | 3      | 800        | 5                                   | 623       | 1      | 500       | 20                           | 3     |
| 0                            | 0         | 2      | 6,750      | 0                                   | 0         | 1      | 1,000     | 0                            | 0     |
| 6                            | 6,200     | 6      | 13,650     | 26                                  | 15,145    | 15     | 15,375    | 134                          | 8     |
| 5                            | 12,547    | 4      | 3,250      | 4                                   | 144,380   | 10     | 6,310     | 11                           | 2     |
| 519                          | 4,940,454 | 460    | 473,937    | 4,326                               | 1,255,956 | 3,213  | 1,849,445 | 0                            | 173   |
| 12                           | 112,703   | 108    | 203,589    | 821                                 | 716,776   | 416    | 483,259   | 0                            | 10    |
| 0                            | 0         | 0      | 0          | 46                                  | 8,770     | 49     | 13,805    | 0                            | 8     |
| 5                            | 4,475     | 4      | 1,435      | 50                                  | 8,659     | 24     | 9,720     | 108                          | 5     |
| 3                            | 900       | 3      | 775        | 9                                   | 1,950     | 3      | 500       | 4                            | 3     |
| 1                            | 125       | 0      | 0          | 17                                  | 3,465     | 29     | 11,435    | 10                           | 2     |
| 8                            | 645       | 11     | 815        | 196                                 | 29,449    | 142    | 18,498    | 5                            | 4     |
| 12                           | 1,734     | 8      | 55,730     | 47                                  | 13,452    | 60     | 30,570    | 13                           | 49    |
| 40                           | 44,075    | 41     | 100,199    | 551                                 | 135,532   | 327    | 134,040   | 6                            | 232   |
| 1                            | 200       | 9      | 2,157      | 9                                   | 1,200     | 1      | 100       | 5                            | 1     |
| 8                            | 6,500     | 3      | 800        | 8                                   | 1,615     | 16     | 3,435     | 7                            | 8     |
| 3                            | 560       | 0      | 0          | 99                                  | 213,659   | 64     | 49,478    | 0                            | 5     |
| 59                           | 11,421    | 63     | 66,300     | 484                                 | 208,860   | 607    | 301,039   | 499                          | 179   |
| 2                            | 200       | 6      | 3,650      | 11                                  | 1,355     | 4      | 750       | 42                           | 5     |
| 0                            | 0         | 8      | 1,850      | 22                                  | 10,100    | 10     | 3,750     | 1                            | 0     |
| 0                            | 0         | 0      | 0          | 0                                   | 0         | 0      | 0         | 0                            | 2     |
| 0                            | 0         | 1      | 600        | 7                                   | 15,485    | 1      | 500       | 3                            | 81    |
| 33                           | 10,590    | 25     | 37,906     | 205                                 | 36,561    | 338    | 58,251    | 2                            | 10    |
| 69                           | 370,685   | 116    | 324,768    | 932                                 | 237,504   | 838    | 200,951   | 1                            | 96    |
| 17                           | 4,946     | 28     | 135,484    | 300                                 | 69,480    | 267    | 60,415    | 6                            | 22    |
| 8                            | 3,790     | 8      | 1,291      | 14                                  | 2,240     | 16     | 4,785     | 3                            | 26    |
| 11                           | 104,195   | 20     | 37,935     | 78                                  | 25,715    | 85     | 28,085    | 8                            | 61    |

## Building Construction in 2,707 Cities Reporting to the Bureau

SOUTH ATLANTIC

| State and city                  | Total construction |                   |               |                    | New residential buildings |                   |              |                   |
|---------------------------------|--------------------|-------------------|---------------|--------------------|---------------------------|-------------------|--------------|-------------------|
|                                 | 1943               |                   | 1942          |                    | 1943                      |                   | 1942         |                   |
|                                 | Number             | Valuation         | Number        | Valuation          | Number                    | Valuation         | Number       | Valuation         |
| <b>Florida—Con.</b>             |                    |                   |               |                    |                           |                   |              |                   |
| 67 Tampa                        | 2,636              | Dollars 1,764,588 | 2,380         | Dollars 10,061,959 | 300                       | Dollars 762,600   | 350          | Dollars 2,272,300 |
| 68 Tarpon Springs               | 59                 | 10,510            | 50            | 45,388             | 0                         | 0                 | 5            | 11,700            |
| 69 West Palm Beach <sup>1</sup> | 240                | 487,373           | 277           | 302,589            | 3                         | 561               | 17           | 87,733            |
| 70 Winter Haven                 | 83                 | 146,645           | 81            | 61,890             | 27                        | 121,267           | 10           | 26,785            |
| 71 Winter Park                  | 76                 | 17,321            | 64            | 133,512            | 17                        | 3,335             | 21           | 66,932            |
| <b>Georgia</b>                  | <b>9,696</b>       | <b>18,182,760</b> | <b>8,193</b>  | <b>23,408,923</b>  | <b>4,774</b>              | <b>13,343,350</b> | <b>2,879</b> | <b>9,662,719</b>  |
| 72 Alma                         | 1                  | 500               | 5             | 2,100              | 1                         | 500               | 3            | 1,500             |
| 73 Americus                     | 456                | 44,365            | 384           | 108,881            | 9                         | 2,645             | 36           | 65,575            |
| 74 Athens                       | 94                 | 74,655            | 163           | 499,061            | 6                         | 2,555             | 28           | 59,812            |
| *Atlanta                        | 1,097              | 1,990,548         | 1,680         | 2,213,144          | 166                       | 674,068           | 357          | 387,904           |
| 76 *Augusta                     | 483                | 646,271           | 587           | 1,166,971          | 1                         | 200               | 97           | 179,333           |
| 77 Bainbridge                   | 70                 | 87,475            | 58            | 91,100             | 49                        | 82,575            | 10           | 53,000            |
| 78 Brunswick                    | 2,998              | 6,274,647         | 1,475         | 6,228,636          | 2,827                     | 5,818,723         | 1,163        | 5,724,598         |
| 79 Calhoun                      | 32                 | 15,110            | 25            | 4,687              | 0                         | 0                 | 0            | 0                 |
| 80 Canton                       | 41                 | 5,011             | 47            | 9,397              | 0                         | 0                 | 2            | 2,000             |
| 81 Center Hill                  | 45                 | 18,410            | 186           | 155,675            | 23                        | 9,660             | 154          | 141,850           |
| 82 Claxton                      | 13                 | 13,200            | 24            | 33,900             | 6                         | 10,000            | 6            | 18,300            |
| 83 *Columbus                    | 428                | 279,348           | 504           | 533,135            | 3                         | 4,250             | 71           | 183,225           |
| 84 Cordele                      | 24                 | 5,498             | 34            | 47,555             | 3                         | 588               | 16           | 11,000            |
| 85 Covington                    | 4                  | 2,800             | 23            | 11,150             | 1                         | 1,000             | 16           | 9,200             |
| 86 Cuthbert                     | 3                  | 3,000             | 13            | 6,330              | 2                         | 2,000             | 4            | 1,750             |
| 87 Douglasville                 | 2                  | 350               | 0             | 0                  | 0                         | 0                 | 0            | 0                 |
| 88 East Point                   | 86                 | 158,302           | 103           | 135,213            | 41                        | 140,500           | 36           | 104,260           |
| 89 Fairburn                     | 0                  | 0                 | 0             | 0                  | 0                         | 0                 | 0            | 0                 |
| 90 Forsyth                      | 2                  | 700               | 2             | 4,450              | 0                         | 0                 | 1            | 450               |
| 91 Gainesville                  | 8                  | 37,928            | 20            | 76,150             | 3                         | 5,800             | 17           | 43,650            |
| 92 Grantville                   | 1                  | 40                | 1             | 500                | 0                         | 0                 | 1            | 500               |
| 93 Griffin                      | 6                  | 11,490            | 24            | 33,000             | 0                         | 0                 | 14           | 15,925            |
| 94 Hapeville                    | 65                 | 301,700           | 43            | 101,855            | 48                        | 293,700           | 25           | 52,000            |
| 95 Hartwell                     | 0                  | 0                 | 4             | 8,500              | 0                         | 0                 | 4            | 8,500             |
| 96 Jonesboro                    | 20                 | 5,875             | 10            | 4,375              | 1                         | 2,000             | 4            | 2,000             |
| 97 Lafayette                    | 0                  | 0                 | 0             | 0                  | 0                         | 0                 | 0            | 0                 |
| 98 Lagrange                     | 39                 | 47,743            | 115           | 49,129             | 9                         | 2,200             | 20           | 11,400            |
| 99 Louisville                   | 9                  | 7,550             | 12            | 7,000              | 5                         | 2,200             | 8            | 6,200             |
| 100 *Macon                      | 745                | 758,708           | 783           | 334,895            | 141                       | 209,180           | 23           | 25,600            |
| 101 Marietta                    | 1,263              | 4,429,084         | 726           | 1,013,929          | 871                       | 4,164,072         | 252          | 864,071           |
| 102 Newnan                      | 109                | 10,437            | 132           | 28,480             | 2                         | 400               | 11           | 7,220             |
| 103 *Savannah                   | 1,507              | 2,897,875         | 861           | 10,145,974         | 540                       | 1,909,054         | 391          | 858,746           |
| 104 Savannah Beach              | 1                  | 10,000            | 5             | 10,500             | 0                         | 0                 | 3            | 9,000             |
| 105 Smyrna                      | 9                  | 20,100            | 18            | 28,700             | 2                         | 2,400             | 8            | 20,500            |
| 106 Valdosta <sup>2</sup>       | 35                 | 24,040            | 128           | 316,050            | 14                        | 3,100             | 98           | 290,650           |
| <b>Maryland</b>                 | <b>10,656</b>      | <b>13,986,273</b> | <b>12,959</b> | <b>70,578,547</b>  | <b>1,758</b>              | <b>7,696,555</b>  | <b>3,755</b> | <b>15,531,896</b> |
| 107 Aberdeen <sup>1,2</sup>     | 3                  | 2,200             | 7             | 24,600             | 1                         | 1,000             | 7            | 24,600            |
| 108 Annapolis <sup>2</sup>      | 63                 | 48,515            | 76            | 2,277,298          | 0                         | 0                 | 4            | 17,000            |
| 109 *Baltimore                  | 9,615              | 11,929,667        | 11,401        | 65,414,573         | 1,563                     | 6,365,890         | 3,265        | 13,633,236        |
| 110 Barton                      | 2                  | 3,250             | 4             | 3,000              | 0                         | 0                 | 2            | 2,400             |
| 111 Brentwood                   | 25                 | 250,650           | 4             | 28,800             | 19                        | 250,000           | 2            | 3,800             |
| 112 Brunswick                   | 0                  | 0                 | 11            | 6,475              | 0                         | 0                 | 0            | 0                 |
| 113 Cambridge                   | 31                 | 10,290            | 29            | 13,350             | 0                         | 0                 | 6            | 7,650             |
| 114 Capitol Heights             | 68                 | 16,787            | 54            | 34,460             | 0                         | 0                 | 10           | 27,400            |
| 115 Cheverly                    | 3                  | 13,650            | 103           | 412,625            | 3                         | 13,650            | 69           | 408,570           |
| 116 *Cumberland                 | 95                 | 304,773           | 148           | 166,010            | 7                         | 7,530             | 17           | 46,175            |
| 117 Denton                      | 12                 | 1,575             | 10            | 860                | 0                         | 0                 | 0            | 0                 |
| 118 Easton                      | 34                 | 12,734            | 49            | 31,110             | 2                         | 560               | 1            | 2,800             |
| 119 Frederick                   | 57                 | 36,157            | 80            | 83,515             | 0                         | 0                 | 3            | 9,000             |
| 120 Gaithersburg                | 7                  | 2,950             | 13            | 20,150             | 0                         | 0                 | 3            | 14,000            |
| 121 Hagerstown                  | 238                | 445,448           | 379           | 844,373            | 72                        | 326,775           | 178          | 663,165           |

<sup>1</sup>In sample of 237 cities. See text and tables, pp. 15 to 21.<sup>2</sup>Includes 11 months only in 1943.<sup>3</sup>Includes 11 months only in 1942.

## of Labor Statistics, by City, 1942 and 1943—Continued

STATES—Continued

| New nonresidential buildings |                  |              |                   | Additions, alterations, and repairs |                  |              |                  | Number of new dwelling units |              |
|------------------------------|------------------|--------------|-------------------|-------------------------------------|------------------|--------------|------------------|------------------------------|--------------|
| 1943                         |                  | 1942         |                   | 1943                                |                  | 1942         |                  | 1943                         | 1942         |
| Number                       | Valuation        | Number       | Valuation         | Number                              | Valuation        | Number       | Valuation        |                              |              |
|                              | <i>Dollars</i>   |              | <i>Dollars</i>    |                                     | <i>Dollars</i>   |              | <i>Dollars</i>   |                              |              |
| 369                          | 436,119          | 198          | 7,234,732         | 1,967                               | 565,869          | 1,832        | 554,927          | 299                          | 888          |
| 0                            | 0                | 0            | 0                 | 59                                  | 10,510           | 45           | 33,688           | 0                            | 5            |
| 43                           | 325,761          | 40           | 82,468            | 194                                 | 161,051          | 220          | 132,388          | 3                            | 25           |
| 7                            | 9,408            | 18           | 11,497            | 49                                  | 15,970           | 53           | 23,608           | 48                           | 9            |
| 9                            | 1,580            | 10           | 44,625            | 50                                  | 12,406           | 33           | 21,955           | 17                           | 21           |
| <b>377</b>                   | <b>1,396,431</b> | <b>590</b>   | <b>11,181,319</b> | <b>4,545</b>                        | <b>3,442,979</b> | <b>4,724</b> | <b>2,614,884</b> | <b>5,742</b>                 | <b>4,365</b> |
| 0                            | 0                | 1            | 500               | 0                                   | 0                | 1            | 100              | 1                            | 3            |
| 3                            | 850              | 13           | 7,070             | 444                                 | 40,870           | 335          | 36,236           | 9                            | 36           |
| 0                            | 0                | 8            | 359,250           | 88                                  | 72,100           | 127          | 79,999           | 9                            | 28           |
| 100                          | 102,779          | 188          | 583,614           | 831                                 | 1,213,701        | 1,135        | 741,626          | 289                          | 385          |
| 17                           | 478,019          | 52           | 543,374           | 465                                 | 168,052          | 438          | 444,264          | 1                            | 97           |
| 1                            | 150              | 4            | 10,000            | 20                                  | 4,750            | 44           | 28,100           | 49                           | 14           |
| 25                           | 207,505          | 9            | 399,065           | 146                                 | 243,419          | 303          | 104,973          | 2,855                        | 2,665        |
| 1                            | 1,200            | 3            | 775               | 31                                  | 13,910           | 22           | 3,912            | 0                            | 0            |
| 15                           | 2,375            | 10           | 2,420             | 26                                  | 2,636            | 35           | 4,977            | 0                            | 2            |
| 4                            | 5,000            | 14           | 6,900             | 18                                  | 3,750            | 18           | 6,925            | 23                           | 155          |
| 1                            | 500              | 5            | 6,700             | 6                                   | 2,700            | 13           | 8,900            | 6                            | 6            |
| 45                           | 159,562          | 66           | 126,410           | 380                                 | 115,536          | 367          | 223,500          | 3                            | 85           |
| 0                            | 0                | 7            | 32,525            | 21                                  | 4,910            | 11           | 4,080            | 3                            | 16           |
| 2                            | 1,050            | 4            | 1,015             | 1                                   | 750              | 3            | 935              | 1                            | 15           |
| 1                            | 1,000            | 4            | 4,100             | 0                                   | 0                | 5            | 480              | 2                            | 4            |
| 1                            | 100              | 0            | 0                 | 1                                   | 250              | 0            | 0                | 0                            | 0            |
| 3                            | 3,200            | 5            | 3,230             | 42                                  | 14,602           | 62           | 27,723           | 41                           | 36           |
| 0                            | 0                | 0            | 0                 | 0                                   | 0                | 0            | 0                | 0                            | 0            |
| 1                            | 350              | 0            | 0                 | 1                                   | 350              | 1            | 4,000            | 0                            | 1            |
| 2                            | 1,000            | 3            | 32,500            | 3                                   | 31,128           | 0            | 0                | 4                            | 16           |
| 1                            | 40               | 0            | 0                 | 0                                   | 0                | 0            | 0                | 0                            | 1            |
| 3                            | 2,715            | 6            | 16,100            | 3                                   | 8,775            | 4            | 975              | 0                            | 18           |
| 6                            | 3,850            | 2            | 45,100            | 11                                  | 4,150            | 16           | 4,755            | 48                           | 24           |
| 0                            | 0                | 0            | 0                 | 0                                   | 0                | 0            | 0                | 0                            | 4            |
| 8                            | 900              | 3            | 375               | 11                                  | 2,975            | 3            | 2,500            | 1                            | 4            |
| 0                            | 0                | 0            | 0                 | 0                                   | 0                | 0            | 0                | 0                            | 0            |
| 9                            | 41,843           | 37           | 26,958            | 21                                  | 4,200            | 58           | 10,771           | 9                            | 20           |
| 2                            | 5,000            | 3            | 600               | 2                                   | 350              | 1            | 200              | 5                            | 3            |
| 36                           | 180,574          | 55           | 29,990            | 568                                 | 368,974          | 705          | 276,305          | 153                          | 23           |
| 29                           | 128,796          | 20           | 14,175            | 363                                 | 136,216          | 454          | 135,683          | 1,404                        | 285          |
| 5                            | 455              | 17           | 4,538             | 102                                 | 9,582            | 104          | 16,722           | 2                            | 11           |
| 42                           | 49,618           | 40           | 8,865,985         | 925                                 | 939,203          | 430          | 421,243          | 808                          | 293          |
| 0                            | 0                | 1            | 500               | 1                                   | 10,000           | 1            | 1,000            | 0                            | 3            |
| 6                            | 10,200           | 5            | 3,700             | 1                                   | 7,500            | 5            | 2,500            | 2                            | 8            |
| 8                            | 8,300            | 5            | 3,850             | 13                                  | 12,640           | 23           | 21,550           | 14                           | 99           |
| <b>915</b>                   | <b>3,106,125</b> | <b>1,470</b> | <b>51,831,154</b> | <b>7,983</b>                        | <b>3,184,593</b> | <b>7,734</b> | <b>3,315,497</b> | <b>3,061</b>                 | <b>4,970</b> |
| 2                            | 1,200            | 0            | 0                 | 0                                   | 0                | 0            | 0                | 1                            | 7            |
| 11                           | 26,430           | 14           | 1,893,825         | 52                                  | 22,085           | 58           | 366,471          | 0                            | 4            |
| <b>630</b>                   | <b>2,646,419</b> | <b>1,104</b> | <b>49,551,879</b> | <b>7,422</b>                        | <b>2,917,355</b> | <b>7,032</b> | <b>2,229,463</b> | <b>2,629</b>                 | <b>4,425</b> |
| 1                            | 3,000            | 2            | 600               | 1                                   | 250              | 0            | 0                | 0                            | 2            |
| 1                            | 125              | 2            | 25,000            | 5                                   | 525              | 0            | 0                | 104                          | 2            |
| 0                            | 0                | 4            | 900               | 0                                   | 0                | 7            | 5,575            | 0                            | 0            |
| 17                           | 4,375            | 14           | 2,205             | 14                                  | 5,915            | 9            | 3,495            | 0                            | 6            |
| 19                           | 2,922            | 7            | 1,065             | 40                                  | 13,865           | 37           | 5,995            | 0                            | 10           |
| 0                            | 0                | 9            | 1,780             | 0                                   | 0                | 5            | 2,275            | 3                            | 89           |
| 19                           | 271,971          | 39           | 43,245            | 69                                  | 25,272           | 92           | 76,590           | 7                            | 17           |
| 1                            | 200              | 0            | 0                 | 11                                  | 1,375            | 10           | 860              | 0                            | 0            |
| 5                            | 4,721            | 15           | 16,595            | 27                                  | 7,453            | 33           | 11,715           | 2                            | 1            |
| 16                           | 4,235            | 32           | 36,955            | 41                                  | 31,922           | 45           | 37,560           | 0                            | 3            |
| 4                            | 2,250            | 5            | 1,550             | 3                                   | 700              | 5            | 4,600            | 0                            | 3            |
| <b>80</b>                    | <b>32,813</b>    | <b>108</b>   | <b>60,072</b>     | <b>86</b>                           | <b>85,860</b>    | <b>93</b>    | <b>121,036</b>   | <b>92</b>                    | <b>193</b>   |

## Building Construction in 2,707 Cities Reporting to the Bureau

SOUTH ATLANTIC

| State and city                    | Total construction |                  |              |                   | New residential buildings |                  |              |                  |
|-----------------------------------|--------------------|------------------|--------------|-------------------|---------------------------|------------------|--------------|------------------|
|                                   | 1943               |                  | 1942         |                   | 1943                      |                  | 1942         |                  |
|                                   | Number             | Valuation        | Number       | Valuation         | Number                    | Valuation        | Number       | Valuation        |
| <b>Maryland—Con.</b>              |                    |                  |              |                   |                           |                  |              |                  |
|                                   |                    | <i>Dollars</i>   |              | <i>Dollars</i>    |                           | <i>Dollars</i>   |              | <i>Dollars</i>   |
| 122 Hyattsville .....             | 56                 | 322,290          | 14           | 48,375            | 38                        | 297,250          | 9            | 43,400           |
| 123 Kensington .....              | 2                  | 2,300            | 11           | 30,700            | 0                         | 0                | 6            | 28,000           |
| 124 Kitzmillersville .....        | 3                  | 3,488            | 3            | 400               | 0                         | 0                | 0            | 0                |
| 125 Lonaconing .....              | 0                  | 0                | 4            | 760               | 0                         | 0                | 0            | 0                |
| 126 Midland .....                 | 0                  | 0                | 1            | 800               | 0                         | 0                | 0            | 0                |
| 127 Oxford .....                  | 2                  | 2,700            | 4            | 4,400             | 0                         | 0                | 0            | 0                |
| 128 Princess Anne .....           | 0                  | 0                | 0            | 0                 | 0                         | 0                | 0            | 0                |
| 129 Rockville .....               | 52                 | 143,150          | 57           | 107,275           | 48                        | 120,000          | 42           | 102,700          |
| 130 St. Michaels .....            | 4                  | 1,800            | 5            | 8,200             | 0                         | 0                | 2            | 5,000            |
| 131 Salisbury .....               | 228                | 93,279           | 337          | 373,281           | 0                         | 0                | 16           | 44,950           |
| 132 Snow Hill .....               | 2                  | 4,500            | 1            | 100               | 0                         | 0                | 0            | 0                |
| 133 Takoma Park .....             | 54                 | 334,120          | 148          | 628,554           | 5                         | 312,900          | 90           | 434,050          |
| 134 Western Port .....            | 0                  | 0                | 2            | 400               | 0                         | 0                | 0            | 0                |
| 135 Westminster .....             | 0                  | 0                | 4            | 14,200            | 0                         | 0                | 3            | 14,000           |
| <b>North Carolina .....</b>       | <b>5,262</b>       | <b>5,645,492</b> | <b>7,283</b> | <b>12,236,583</b> | <b>580</b>                | <b>2,046,361</b> | <b>2,288</b> | <b>6,871,851</b> |
| 136 Aberdeen .....                | 39                 | 67,730           | 7            | 5,969             | 20                        | 60,000           | 1            | 2,500            |
| 137 Asheville .....               | 85                 | 24,503           | 77           | 79,611            | 6                         | 2,310            | 8            | 7,135            |
| 138 *Asheville .....              | 305                | 216,967          | 221          | 134,570           | 4                         | 9,280            | 7            | 23,195           |
| 139 Belmont .....                 | 3                  | 3,400            | 1            | 4,000             | 1                         | 3,000            | 0            | 0                |
| 140 Benson .....                  | 0                  | 0                | 24           | 30,975            | 0                         | 0                | 3            | 6,250            |
| 141 Burgaw .....                  | 0                  | 0                | 0            | 0                 | 0                         | 0                | 0            | 0                |
| 142 Burlington .....              | 11                 | 126,575          | 53           | 227,780           | 7                         | 120,300          | 41           | 192,890          |
| 143 *Charlotte .....              | 425                | 274,911          | 670          | 1,188,665         | 2                         | 1,275            | 168          | 582,250          |
| 144 Cherryville .....             | 0                  | 0                | 10           | 13,515            | 0                         | 0                | 5            | 4,765            |
| 145 Concord .....                 | 32                 | 23,756           | 58           | 46,137            | 1                         | 500              | 10           | 21,675           |
| 146 Durham .....                  | 190                | 496,628          | 461          | 1,451,693         | 70                        | 331,740          | 354          | 1,298,666        |
| 147 Edenton <sup>1</sup> .....    | 52                 | 24,455           | 38           | 30,325            | 3                         | 4,500            | 3            | 1,950            |
| 148 Elizabeth City .....          | 42                 | 86,015           | 694          | 2,020,082         | 21                        | 68,865           | 652          | 2,003,422        |
| 149 Fayetteville .....            | 324                | 148,494          | 544          | 930,423           | 62                        | 13,079           | 271          | 564,965          |
| 150 Forest City .....             | 13                 | 2,840            | 19           | 23,790            | 1                         | 175              | 5            | 7,800            |
| 151 Franklinton .....             | 0                  | 0                | 0            | 0                 | 0                         | 0                | 0            | 0                |
| 152 Gastonia .....                | 107                | 166,527          | 58           | 136,194           | 61                        | 143,327          | 31           | 102,214          |
| 153 Gibsonville .....             | 16                 | 3,343            | 10           | 5,035             | 0                         | 0                | 0            | 0                |
| 154 Goldsboro .....               | 183                | 551,861          | 198          | 537,309           | 62                        | 442,345          | 143          | 485,350          |
| 155 Greensboro .....              | 268                | 125,839          | 587          | 634,544           | 2                         | 1,500            | 58           | 275,119          |
| 156 Greenville <sup>2</sup> ..... | 20                 | 8,000            | 40           | 37,423            | 2                         | 3,250            | 8            | 27,200           |
| 157 Hamlet .....                  | 16                 | 106,950          | 9            | 33,750            | 11                        | 89,000           | 6            | 15,500           |
| 158 Hendersonville .....          | 21                 | 7,575            | 40           | 19,829            | 0                         | 0                | 5            | 7,100            |
| 159 High Point .....              | 826                | 284,631          | 849          | 369,692           | 3                         | 550              | 30           | 106,750          |
| 160 Kings Mountain .....          | 5                  | 4,900            | 16           | 30,198            | 1                         | 1,000            | 13           | 16,198           |
| 161 Kinston .....                 | 57                 | 43,920           | 81           | 192,050           | 3                         | 1,300            | 31           | 57,500           |
| 162 Lenoir <sup>1</sup> .....     | 0                  | 0                | 6            | 9,950             | 0                         | 0                | 1            | 700              |
| 163 Lexington .....               | 86                 | 30,369           | 129          | 85,204            | 1                         | 3,000            | 36           | 47,675           |
| 164 Lincoln .....                 | 36                 | 44,951           | 49           | 29,633            | 5                         | 890              | 22           | 20,916           |
| 165 Littleton .....               | 4                  | 2,250            | 1            | 300               | 0                         | 0                | 0            | 0                |
| 166 Longview .....                | 2                  | 4,600            | 9            | 5,500             | 1                         | 100              | 9            | 5,500            |
| 167 Louisville .....              | 4                  | 7,600            | 4            | 15,400            | 0                         | 0                | 2            | 11,500           |
| 168 Lumberton .....               | 14                 | 9,650            | 22           | 19,030            | 3                         | 4,200            | 6            | 8,225            |
| 169 Madison .....                 | 2                  | 2,900            | 0            | 0                 | 0                         | 0                | 0            | 0                |
| 170 Marion .....                  | 5                  | 2,095            | 0            | 0                 | 0                         | 0                | 0            | 0                |
| 171 Marshall .....                | 1                  | 500              | 0            | 0                 | 0                         | 0                | 0            | 0                |
| 172 Mocksville .....              | 2                  | 1,600            | 2            | 5,800             | 0                         | 0                | 1            | 1,800            |
| 173 Mooresville .....             | 67                 | 21,129           | 119          | 141,966           | 1                         | 200              | 20           | 43,393           |
| 174 Morehead City .....           | 104                | 465,400          | 38           | 118,081           | 103                       | 451,900          | 29           | 89,200           |
| 175 Morganton .....               | 12                 | 4,300            | 36           | 81,375            | 2                         | 400              | 22           | 57,100           |

\*In sample of 257 cities. See text and tables, pp. 15 to 21.

<sup>1</sup> Includes 11 months only in 1943.<sup>2</sup> Includes 11 months only in 1942.



## of Labor Statistics, by City, 1942 and 1943—Continued

STATES—Continued

| New nonresidential buildings |                |        |                | Additions, alterations, and repairs |                |        |                | Number of new dwelling units |       |
|------------------------------|----------------|--------|----------------|-------------------------------------|----------------|--------|----------------|------------------------------|-------|
| 1943                         |                | 1942   |                | 1943                                |                | 1942   |                | 1943                         | 1942  |
| Number                       | Valuation      | Number | Valuation      | Number                              | Valuation      | Number | Valuation      |                              |       |
|                              | <i>Dollars</i> |        | <i>Dollars</i> |                                     | <i>Dollars</i> |        | <i>Dollars</i> |                              |       |
| 10                           | 17,830         | 1      | 75             | 8                                   | 7,210          | 4      | 4,900          | 100                          | 11    |
| 0                            | 0              | 3      | 1,400          | 2                                   | 2,300          | 2      | 1,300          | 0                            | 6     |
| 1                            | 1,688          | 0      | 0              | 2                                   | 1,800          | 3      | 400            | 0                            | 0     |
| 0                            | 0              | 2      | 160            | 0                                   | 0              | 2      | 600            | 0                            | 0     |
| 0                            | 0              | 1      | 800            | 0                                   | 0              | 0      | 0              | 0                            | 0     |
| 2                            | 2,700          | 1      | 300            | 0                                   | 0              | 3      | 4,100          | 0                            | 0     |
| 0                            | 0              | 0      | 0              | 0                                   | 0              | 0      | 0              | 0                            | 0     |
| 4                            | 23,150         | 8      | 1,875          | 0                                   | 0              | 7      | 2,700          | 48                           | 42    |
| 4                            | 1,800          | 3      | 3,200          | 0                                   | 0              | 0      | 0              | 0                            | 3     |
| 81                           | 51,346         | 79     | 32,908         | 147                                 | 41,933         | 242    | 295,423        | 0                            | 16    |
| 2                            | 4,500          | 1      | 100            | 0                                   | 0              | 0      | 0              | 0                            | 0     |
| 5                            | 2,450          | 14     | 154,265        | 44                                  | 18,770         | 44     | 40,239         | 105                          | 125   |
| 0                            | 0              | 2      | 400            | 0                                   | 0              | 0      | 0              | 0                            | 0     |
| 0                            | 0              | 0      | 0              | 0                                   | 0              | 1      | 200            | 0                            | 5     |
| 636                          | 1,454,620      | 737    | 2,505,263      | 4,046                               | 2,144,511      | 4,208  | 2,859,469      | 732                          | 2,636 |
| 0                            | 0              | 2      | 1,700          | 19                                  | 7,730          | 4      | 1,769          | 20                           | 1     |
| 12                           | 4,110          | 12     | 34,130         | 67                                  | 18,083         | 57     | 38,346         | 6                            | 6     |
| 26                           | 84,597         | 30     | 42,905         | 275                                 | 123,090        | 184    | 68,470         | 4                            | 7     |
| 2                            | 400            | 1      | 4,000          | 0                                   | 0              | 0      | 0              | 1                            | 0     |
| 0                            | 0              | 7      | 16,600         | 0                                   | 0              | 14     | 8,125          | 0                            | 3     |
| 0                            | 0              | 0      | 0              | 0                                   | 0              | 0      | 0              | 0                            | 0     |
| 3                            | 5,575          | 10     | 23,390         | 1                                   | 700            | 2      | 11,600         | 49                           | 65    |
| 57                           | 118,212        | 71     | 107,647        | 366                                 | 155,424        | 431    | 498,868        | 2                            | 182   |
| 0                            | 0              | 5      | 8,750          | 0                                   | 0              | 0      | 0              | 0                            | 5     |
| 3                            | 4,050          | 4      | 825            | 28                                  | 19,206         | 44     | 23,637         | 2                            | 10    |
| 8                            | 58,355         | 12     | 56,992         | 112                                 | 106,533        | 95     | 96,035         | 65                           | 415   |
| 3                            | 5,600          | 1      | 1,500          | 46                                  | 14,355         | 34     | 26,875         | 3                            | 1     |
| 10                           | 8,875          | 16     | 4,535          | 11                                  | 8,275          | 26     | 12,125         | 21                           | 849   |
| 24                           | 41,451         | 41     | 171,358        | 235                                 | 93,964         | 232    | 194,100        | 62                           | 271   |
| 2                            | 350            | 5      | 5,275          | 10                                  | 2,315          | 9      | 10,715         | 1                            | 5     |
| 0                            | 0              | 0      | 0              | 0                                   | 0              | 0      | 0              | 0                            | 0     |
| 4                            | 800            | 14     | 18,850         | 42                                  | 22,400         | 13     | 15,130         | 61                           | 30    |
| 9                            | 735            | 4      | 135            | 7                                   | 2,608          | 6      | 4,900          | 0                            | 0     |
| 42                           | 29,967         | 18     | 35,265         | 79                                  | 79,549         | 37     | 16,694         | 105                          | 143   |
| 39                           | 8,518          | 49     | 134,935        | 227                                 | 115,321        | 480    | 224,490        | 2                            | 59    |
| 5                            | 2,825          | 0      | 0              | 13                                  | 1,925          | 32     | 10,223         | 4                            | 8     |
| 0                            | 0              | 3      | 18,250         | 5                                   | 17,950         | 0      | 0              | 53                           | 7     |
| 2                            | 350            | 6      | 1,323          | 19                                  | 7,225          | 29     | 11,406         | 0                            | 5     |
| 86                           | 42,785         | 98     | 22,752         | 737                                 | 241,296        | 721    | 240,190        | 3                            | 40    |
| 1                            | 200            | 2      | 10,500         | 3                                   | 3,700          | 1      | 3,500          | 1                            | 13    |
| 23                           | 20,305         | 20     | 79,500         | 31                                  | 22,315         | 30     | 55,050         | 3                            | 31    |
| 0                            | 0              | 2      | 1,750          | 0                                   | 0              | 3      | 7,500          | 0                            | 1     |
| 14                           | 2,460          | 11     | 2,950          | 71                                  | 24,909         | 82     | 34,579         | 1                            | 36    |
| 2                            | 1,500          | 5      | 2,075          | 29                                  | 42,561         | 22     | 6,642          | 5                            | 23    |
| 2                            | 1,350          | 1      | 300            | 2                                   | 900            | 0      | 0              | 0                            | 0     |
| 1                            | 4,500          | 0      | 0              | 0                                   | 0              | 0      | 0              | 1                            | 10    |
| 1                            | 750            | 0      | 0              | 3                                   | 6,850          | 2      | 3,900          | 0                            | 2     |
| 6                            | 4,300          | 10     | 4,380          | 5                                   | 1,150          | 6      | 6,425          | 2                            | 6     |
| 2                            | 2,900          | 0      | 0              | 0                                   | 0              | 0      | 0              | 0                            | 0     |
| 4                            | 1,835          | 0      | 0              | 1                                   | 260            | 0      | 0              | 0                            | 0     |
| 0                            | 0              | 0      | 0              | 1                                   | 500            | 0      | 0              | 0                            | 0     |
| 2                            | 1,600          | 1      | 4,000          | 0                                   | 0              | 0      | 0              | 0                            | 1     |
| 14                           | 2,530          | 20     | 79,705         | 52                                  | 18,399         | 79     | 18,865         | 1                            | 20    |
| 0                            | 0              | 9      | 28,581         | 1                                   | 3,500          | 0      | 0              | 108                          | 29    |
| 2                            | 1,700          | 8      | 16,000         | 8                                   | 2,200          | 6      | 8,275          | 2                            | 34    |

## Building Construction in 2,707 Cities Reporting to the Bureau

SOUTH ATLANTIC

| State and city                   | Total construction |                   |               |                    | New residential buildings |                   |              |                   |
|----------------------------------|--------------------|-------------------|---------------|--------------------|---------------------------|-------------------|--------------|-------------------|
|                                  | 1943               |                   | 1942          |                    | 1943                      |                   | 1942         |                   |
|                                  | Number             | Valuation         | Number        | Valuation          | Number                    | Valuation         | Number       | Valuation         |
| <b>North Carolina—Continued.</b> |                    | <i>Dollars</i>    |               | <i>Dollars</i>     |                           | <i>Dollars</i>    |              | <i>Dollars</i>    |
| 176 New Bern.....                | 44                 | 169,682           | 89            | 150,850            | 6                         | 9,400             | 10           | 26,900            |
| 177 North Wilkesboro.....        | 8                  | 5,150             | 6             | 11,125             | 0                         | 0                 | 2            | 9,000             |
| 178 Oxford.....                  | 1                  | 2,500             | 17            | 33,900             | 0                         | 0                 | 3            | 4,000             |
| 179 Raleigh.....                 | 123                | 252,754           | 171           | 613,611            | 15                        | 3,125             | 61           | 273,750           |
| 180 Reidsville.....              | 8                  | 2,350             | 19            | 54,275             | 0                         | 0                 | 12           | 26,625            |
| 181 Rockingham.....              | 13                 | 106,500           | 12            | 25,339             | 12                        | 100,000           | 7            | 12,339            |
| 182 Rocky Mount.....             | 95                 | 109,315           | 53            | 13,565             | 23                        | 40,550            | 1            | 600               |
| 183 Salisbury.....               | 154                | 54,692            | 200           | 149,291            | 0                         | 0                 | 13           | 24,298            |
| 184 Sanford.....                 | 16                 | 72,000            | 11            | 9,800              | 16                        | 72,000            | 11           | 9,800             |
| 185 Shelby.....                  | 73                 | 13,369            | 48            | 55,997             | 0                         | 0                 | 13           | 21,440            |
| 186 Siler City.....              | 1                  | 5,000             | 22            | 172,350            | 0                         | 0                 | 12           | 50,550            |
| 187 Southern Pines.....          | 38                 | 13,850            | 22            | 49,950             | 10                        | 3,500             | 2            | 16,000            |
| 188 Southport.....               | 2                  | 1,100             | 9             | 4,275              | 1                         | 800               | 6            | 3,100             |
| 189 Spencer.....                 | 0                  | 0                 | 1             | 500                | 0                         | 0                 | 1            | 500               |
| 190 Spindale.....                | 8                  | 1,790             | 20            | 10,455             | 1                         | 350               | 14           | 9,800             |
| 191 Statesville.....             | 0                  | 0                 | 17            | 160,400            | 0                         | 0                 | 13           | 27,700            |
| 192 Thomasville.....             | 18                 | 5,745             | 8             | 3,625              | 0                         | 0                 | 3            | 2,300             |
| 193 Valdese.....                 | 0                  | 0                 | 6             | 15,650             | 0                         | 0                 | 4            | 10,500            |
| 194 Washington.....              | 7                  | 2,625             | 20            | 15,475             | 2                         | 1,600             | 5            | 3,850             |
| 195 Waynesville.....             | 13                 | 7,550             | 12            | 17,100             | 4                         | 2,900             | 5            | 8,200             |
| 196 Williamston.....             | 36                 | 20,535            | 23            | 11,940             | 1                         | 250               | 6            | 4,900             |
| 197 *Wilmington.....             | 710                | 1,019,642         | 566           | 1,043,099          | 28                        | 49,900            | 35           | 56,728            |
| 198 Windsor.....                 | 6                  | 2,500             | 8             | 23,650             | 0                         | 0                 | 5            | 21,500            |
| 199 *Winston-Salem.....          | 509                | 379,579           | 693           | 894,563            | 2                         | 4,000             | 43           | 151,068           |
| <b>South Carolina.....</b>       | <b>1,738</b>       | <b>2,931,786</b>  | <b>3,510</b>  | <b>10,434,303</b>  | <b>313</b>                | <b>529,600</b>    | <b>1,673</b> | <b>4,618,284</b>  |
| 200 Batesburg.....               | 7                  | 2,795             | 19            | 10,424             | 0                         | 0                 | 2            | 6,500             |
| 201 Beaufort.....                | 162                | 314,371           | 74            | 211,106            | 111                       | 303,700           | 9            | 29,850            |
| 202 Belton.....                  | 0                  | 0                 | 0             | 0                  | 0                         | 0                 | 0            | 0                 |
| 203 *Charleston.....             | 533                | 1,632,250         | 1,662         | 7,434,316          | 26                        | 21,700            | 1,169        | 3,135,515         |
| 204 Chester.....                 | 9                  | 13,145            | 13            | 12,135             | 1                         | 755               | 6            | 7,820             |
| 205 *Columbia.....               | 266                | 243,476           | 391           | 997,421            | 11                        | 134,400           | 130          | 353,359           |
| 206 Conway.....                  | 8                  | 2,175             | 13            | 26,225             | 0                         | 0                 | 2            | 1,000             |
| 207 Eau Claire.....              | 1                  | 1,000             | 15            | 2,500              | 1                         | 1,000             | 15           | 2,500             |
| 208 Gaffney.....                 | 48                 | 11,195            | 84            | 35,110             | 6                         | 2,200             | 13           | 13,150            |
| 209 Greenville.....              | 108                | 172,445           | 363           | 719,443            | 2                         | 2,300             | 124          | 495,620           |
| 210 Greenwood.....               | 65                 | 25,447            | 144           | 76,884             | 0                         | 0                 | 12           | 26,575            |
| 211 Lake City.....               | 4                  | 4,435             | 15            | 53,525             | 0                         | 0                 | 0            | 0                 |
| 212 Mount Pleasant.....          | 34                 | 41,305            | 16            | 9,375              | 4                         | 2,500             | 7            | 7,200             |
| 213 Mullins <sup>1</sup> .....   | 7                  | 2,100             | 19            | 16,475             | 4                         | 1,300             | 12           | 10,950            |
| 214 Newberry.....                | 115                | 30,913            | 126           | 42,684             | 1                         | 500               | 4            | 3,850             |
| 215 North Augusta.....           | 0                  | 0                 | 7             | 22,000             | 0                         | 0                 | 7            | 22,000            |
| 216 Pendleton.....               | 0                  | 0                 | 0             | 0                  | 0                         | 0                 | 0            | 0                 |
| 217 Spartanburg.....             | 325                | 269,436           | 463           | 598,370            | 36                        | 55,795            | 116          | 321,145           |
| 218 Sumter.....                  | 41                 | 162,298           | 74            | 163,510            | 9                         | 3,450             | 44           | 131,250           |
| 219 West Columbia.....           | 5                  | 2,500             | 7             | 1,800              | 0                         | 0                 | 0            | 0                 |
| <b>Virginia.....</b>             | <b>10,355</b>      | <b>38,285,173</b> | <b>13,592</b> | <b>109,858,107</b> | <b>2,967</b>              | <b>20,958,830</b> | <b>6,203</b> | <b>52,440,205</b> |
| 220 Alexandria.....              | 964                | 3,867,362         | 1,090         | 12,316,326         | 241                       | 2,422,522         | 549          | 11,134,557        |
| 221 Amherst.....                 | 3                  | 1,650             | 1             | 3,750              | 1                         | 1,000             | 1            | 8,570             |
| 222 Appalachia.....              | 0                  | 0                 | 3             | 2,850              | 0                         | 0                 | 0            | 0                 |
| 223 Arlington County.....        | 2,122              | 16,142,774        | 2,271         | 30,039,488         | 1,477                     | 11,274,658        | 1,474        | 25,339,790        |
| 224 Ashland.....                 | 4                  | 5,250             | 1             | 350                | 2                         | 2,500             | 0            | 0                 |
| 225 Blackstone.....              | 174                | 199,625           | 113           | 209,651            | 124                       | 144,523           | 49           | 44,921            |
| 226 Bristol.....                 | 176                | 246,094           | 169           | 984,007            | 63                        | 80,626            | 78           | 194,300           |
| 227 Broadway.....                | 2                  | 4,400             | 9             | 1,655              | 0                         | 0                 | 0            | 0                 |
| 228 Buchanan.....                | 8                  | 2,400             | 10            | 2,005              | 0                         | 0                 | 0            | 0                 |
| 229 Charlottesville.....         | 121                | 101,347           | 114           | 68,512             | 1                         | 200               | 14           | 29,600            |

\* In sample of 257 cities. See text and tables, pp. 15 to 21.

<sup>1</sup> Includes 11 months only in 1943.

## of Labor Statistics, by City, 1942 and 1943—Continued

STATES—Continued

| New nonresidential buildings |                   |              |                   | Additions, alterations, and repairs |                  |              |                  | Number of new dwelling units |               |
|------------------------------|-------------------|--------------|-------------------|-------------------------------------|------------------|--------------|------------------|------------------------------|---------------|
| 1943                         |                   | 1942         |                   | 1943                                |                  | 1942         |                  | 1943                         | 1942          |
| Number                       | Valuation         | Number       | Valuation         | Number                              | Valuation        | Number       | Valuation        |                              |               |
|                              | <i>Dollars</i>    |              | <i>Dollars</i>    |                                     | <i>Dollars</i>   |              | <i>Dollars</i>   |                              |               |
| 4                            | 54,600            | 22           | 51,025            | 34                                  | 105,682          | 57           | 72,925           | 6                            | 10            |
| 3                            | 2,260             | 1            | 125               | 5                                   | 2,900            | 3            | 2,000            | 0                            | 2             |
| 0                            | 0                 | 9            | 28,500            | 1                                   | 2,500            | 5            | 1,400            | 0                            | 3             |
| 42                           | 150,577           | 10           | 278,700           | 66                                  | 99,052           | 100          | 61,161           | 15                           | 70            |
| 1                            | 500               | 2            | 1,450             | 7                                   | 1,850            | 5            | 26,200           | 0                            | 12            |
| 0                            | 0                 | 3            | 12,500            | 1                                   | 6,500            | 2            | 500              | 40                           | 7             |
| 31                           | 45,270            | 24           | 4,535             | 41                                  | 23,495           | 28           | 8,430            | 23                           | 1             |
| 32                           | 6,475             | 28           | 72,030            | 122                                 | 43,217           | 159          | 52,963           | 0                            | 13            |
| 0                            | 0                 | 0            | 0                 | 0                                   | 0                | 0            | 0                | 16                           | 11            |
| 7                            | 6,158             | 12           | 18,745            | 66                                  | 12,211           | 23           | 15,812           | 0                            | 16            |
| 1                            | 5,000             | 8            | 120,000           | 0                                   | 0                | 2            | 1,800            | 0                            | 17            |
| 1                            | 300               | 3            | 18,950            | 27                                  | 15,050           | 17           | 15,000           | 10                           | 2             |
| 0                            | 0                 | 3            | 1,175             | 1                                   | 300              | 0            | 0                | 1                            | 6             |
| 0                            | 0                 | 0            | 0                 | 0                                   | 0                | 0            | 0                | 0                            | 1             |
| 5                            | 540               | 3            | 220               | 2                                   | 900              | 3            | 435              | 1                            | 14            |
| 0                            | 0                 | 4            | 132,700           | 0                                   | 0                | 0            | 0                | 0                            | 14            |
| 6                            | 835               | 0            | 0                 | 12                                  | 4,910            | 5            | 1,325            | 0                            | 3             |
| 0                            | 0                 | 1            | 5,000             | 0                                   | 0                | 1            | 150              | 0                            | 4             |
| 4                            | 525               | 8            | 2,350             | 1                                   | 500              | 7            | 9,275            | 2                            | 5             |
| 4                            | 1,900             | 1            | 500               | 5                                   | 2,750            | 6            | 8,400            | 4                            | 5             |
| 7                            | 2,440             | 1            | 300               | 28                                  | 17,845           | 16           | 6,740            | 1                            | 6             |
| 39                           | 637,990           | 31           | 654,440           | 643                                 | 331,752          | 500          | 331,931          | 28                           | 35            |
| 2                            | 450               | 1            | 800               | 4                                   | 2,150            | 2            | 1,350            | 0                            | 5             |
| 36                           | 75,325            | 64           | 160,157           | 471                                 | 300,254          | 536          | 583,338          | 2                            | 56            |
| <b>196</b>                   | <b>1,013,247</b>  | <b>255</b>   | <b>4,576,847</b>  | <b>1,330</b>                        | <b>1,388,938</b> | <b>1,583</b> | <b>1,239,172</b> | <b>265</b>                   | <b>3,239</b>  |
| 0                            | 0                 | 2            | 350               | 7                                   | 2,795            | 15           | 3,574            | 0                            | 2             |
| 8                            | 1,220             | 11           | 168,403           | 43                                  | 9,951            | 54           | 12,853           | 111                          | 8             |
| 0                            | 0                 | 0            | 0                 | 0                                   | 0                | 0            | 0                | 0                            | 0             |
| 68                           | 653,018           | 69           | 3,587,574         | 454                                 | 957,534          | 424          | 681,227          | 26                           | 1,680         |
| 3                            | 11,250            | 5            | 1,115             | 5                                   | 1,140            | 2            | 3,200            | 2                            | 6             |
| 34                           | 38,973            | 40           | 558,950           | 221                                 | 70,103           | 221          | 85,112           | 59                           | 166           |
| 2                            | 450               | 9            | 23,975            | 6                                   | 1,725            | 2            | 1,250            | 0                            | 2             |
| 0                            | 0                 | 0            | 0                 | 0                                   | 0                | 0            | 0                | 1                            | 15            |
| 5                            | 740               | 7            | 5,590             | 37                                  | 8,255            | 64           | 16,370           | 6                            | 13            |
| 20                           | 106,886           | 40           | 30,905            | 86                                  | 63,259           | 199          | 142,918          | 2                            | 136           |
| 7                            | 692               | 15           | 3,750             | 58                                  | 24,755           | 117          | 46,559           | 0                            | 12            |
| 1                            | 4,000             | 6            | 51,900            | 3                                   | 435              | 9            | 1,625            | 0                            | 0             |
| 2                            | 400               | 1            | 500               | 28                                  | 38,405           | 8            | 2,175            | 4                            | 7             |
| 1                            | 200               | 6            | 3,825             | 2                                   | 600              | 1            | 1,700            | 4                            | 12            |
| 37                           | 3,887             | 25           | 13,025            | 77                                  | 26,526           | 97           | 25,809           | 1                            | 4             |
| 0                            | 0                 | 0            | 0                 | 0                                   | 0                | 0            | 0                | 0                            | 7             |
| 0                            | 0                 | 0            | 0                 | 0                                   | 0                | 0            | 0                | 0                            | 0             |
| 11                           | 45,485            | 15           | 85,985            | 278                                 | 168,156          | 337          | 191,740          | 38                           | 125           |
| 12                           | 145,048           | 2            | 10,200            | 20                                  | 12,800           | 28           | 22,060           | 11                           | 44            |
| 0                            | 0                 | 2            | 800               | 5                                   | 2,500            | 5            | 1,000            | 0                            | 0             |
| <b>1,325</b>                 | <b>12,076,144</b> | <b>1,560</b> | <b>49,922,850</b> | <b>6,068</b>                        | <b>5,350,198</b> | <b>5,770</b> | <b>7,493,052</b> | <b>7,433</b>                 | <b>14,311</b> |
| 33                           | 1,080,707         | 55           | 474,439           | 690                                 | 364,633          | 486          | 657,330          | 775                          | 2,872         |
| 2                            | 650               | 0            | 0                 | 0                                   | 0                | 0            | 0                | 0                            | 1             |
| 0                            | 0                 | 2            | 2,000             | 0                                   | 0                | 1            | 850              | 0                            | 0             |
| 84                           | 3,723,333         | 150          | 4,252,907         | 561                                 | 1,144,778        | 647          | 448,791          | 3,640                        | 6,102         |
| 1                            | 250               | 1            | 350               | 1                                   | 2,500            | 0            | 0                | 2                            | 0             |
| 33                           | 36,494            | 41           | 144,170           | 17                                  | 13,608           | 23           | 20,560           | 134                          | 43            |
| 46                           | 140,411           | 30           | 775,230           | 67                                  | 25,057           | 51           | 14,477           | 63                           | 78            |
| 2                            | 4,400             | 7            | 905               | 0                                   | 0                | 2            | 750              | 0                            | 0             |
| 5                            | 1,500             | 3            | 540               | 3                                   | 900              | 7            | 1,465            | 0                            | 0             |
| 20                           | 4,975             | 20           | 10,348            | 91                                  | 96,172           | 30           | 28,564           | 1                            | 14            |
|                              |                   |              |                   |                                     |                  |              |                  |                              | 225           |
|                              |                   |              |                   |                                     |                  |              |                  |                              | 221           |
|                              |                   |              |                   |                                     |                  |              |                  |                              | 0             |
|                              |                   |              |                   |                                     |                  |              |                  |                              | 222           |
|                              |                   |              |                   |                                     |                  |              |                  |                              | 223           |
|                              |                   |              |                   |                                     |                  |              |                  |                              | 224           |
|                              |                   |              |                   |                                     |                  |              |                  |                              | 225           |
|                              |                   |              |                   |                                     |                  |              |                  |                              | 226           |
|                              |                   |              |                   |                                     |                  |              |                  |                              | 227           |
|                              |                   |              |                   |                                     |                  |              |                  |                              | 228           |
|                              |                   |              |                   |                                     |                  |              |                  |                              | 229           |

## Building Construction in 2,707 Cities Reporting to the Bureau

SOUTH ATLANTIC

| State and city                 | Total construction |                  |              |                   | New residential buildings |                |            |                  |
|--------------------------------|--------------------|------------------|--------------|-------------------|---------------------------|----------------|------------|------------------|
|                                | 1943               |                  | 1942         |                   | 1943                      |                | 1942       |                  |
|                                | Number             | Valuation        | Number       | Valuation         | Number                    | Valuation      | Number     | Valuation        |
| <b>Virginia—Con.</b>           |                    | <i>Dollars</i>   |              | <i>Dollars</i>    |                           | <i>Dollars</i> |            | <i>Dollars</i>   |
| 230 Chatham.....               | 4                  | 5,750            | 2            | 5,590             | 1                         | 5,000          | 2          | 5,590            |
| 231 Christiansburg.....        | 6                  | 1,850            | 18           | 38,250            | 3                         | 1,500          | 16         | 55,500           |
| 232 Clifton Forge.....         | 8                  | 1,700            | 8            | 9,108             | 0                         | 0              | 2          | 6,200            |
| 233 Colonial Beach.....        | 68                 | 9,290            | 63           | 9,210             | 4                         | 1,900          | 4          | 2,750            |
| 234 Colonial Heights.....      | 165                | 261,280          | 95           | 133,051           | 83                        | 249,000        | 39         | 118,000          |
| 235 Covington.....             | 16                 | 1,325            | 24           | 39,307            | 0                         | 0              | 2          | 10,500           |
| 236 Crewe.....                 | 0                  | 0                | 1            | 4,152             | 0                         | 0              | 1          | 4,152            |
| 237 Culpeper.....              | 19                 | 10,170           | 10           | 13,750            | 0                         | 0              | 2          | 9,200            |
| 238 Danville.....              | 386                | 105,301          | 410          | 316,004           | 7                         | 2,250          | 44         | 142,915          |
| 239 Emporia.....               | 29                 | 23,915           | 41           | 46,941            | 0                         | 0              | 9          | 23,000           |
| 240 Falls Church.....          | 98                 | 198,738          | 224          | 843,631           | 42                        | 169,500        | 166        | 776,500          |
| 241 Farmville.....             | 0                  | 0                | 11           | 69,319            | 0                         | 0              | 1          | 1,000            |
| 242 Franklin.....              | 19                 | 4,965            | 15           | 29,325            | 1                         | 650            | 7          | 26,625           |
| 243 Galax.....                 | 12                 | 4,925            | 18           | 6,425             | 0                         | 0              | 3          | 1,750            |
| 244 Hampton <sup>1</sup> ..... | 104                | 154,424          | 141          | 250,166           | 1                         | 750            | 4          | 5,445            |
| 245 Harrisonburg.....          | 103                | 24,740           | 99           | 73,573            | 1                         | 200            | 5          | 20,000           |
| 246 Hillsville.....            | 4                  | 1,070            | 15           | 22,645            | 1                         | 200            | 6          | 21,975           |
| 247 Hopewell.....              | 90                 | 18,062           | 121          | 53,129            | 0                         | 0              | 11         | 27,000           |
| 248 Leesburg.....              | 0                  | 0                | 2            | 13,000            | 0                         | 0              | 0          | 0                |
| 249 Lexington.....             | 0                  | 0                | 11           | 29,313            | 0                         | 0              | 3          | 25,000           |
| 250 Luray.....                 | 9                  | 1,280            | 9            | 29,120            | 0                         | 0              | 3          | 7,000            |
| 251 *Lynchburg.....            | 280                | 70,682           | 262          | 396,210           | 0                         | 0              | 26         | 100,200          |
| 252 Manassas.....              | 15                 | 2,365            | 6            | 6,130             | 1                         | 200            | 0          | 0                |
| 253 Martinsville.....          | 68                 | 29,180           | 73           | 85,730            | 0                         | 0              | 12         | 42,500           |
| 254 Narrowg.....               | 0                  | 0                | 4            | 24,900            | 0                         | 0              | 1          | 500              |
| 255 *Newport News.....         | 1,460              | 1,874,932        | 1,910        | 13,941,514        | 64                        | 889,807        | 431        | 1,736,025        |
| 256 *Norfolk.....              | 1,128              | 7,396,573        | 3,248        | 36,761,580        | 427                       | 2,579,258      | 2,376      | 8,935,541        |
| 257 *Petersburg.....           | 35                 | 108,910          | 68           | 143,767           | 0                         | 0              | 18         | 42,600           |
| 258 Phoebus.....               | 50                 | 11,288           | 76           | 29,999            | 4                         | 2,500          | 0          | 0                |
| 259 *Portsmouth.....           | 595                | 5,645,287        | 490          | 5,707,101         | 346                       | 2,956,750      | 217        | 1,330,946        |
| 260 Pulaski.....               | 13                 | 9,706            | 38           | 62,350            | 5                         | 3,646          | 37         | 62,150           |
| 261 Radford.....               | 48                 | 20,791           | 123          | 405,742           | 4                         | 725            | 34         | 46,970           |
| 262 Richlands.....             | 2                  | 700              | 17           | 27,275            | 2                         | 700            | 11         | 15,000           |
| 263 *Richmond.....             | 1,232              | 1,408,731        | 1,241        | 5,313,525         | 40                        | 127,400        | 389        | 1,597,978        |
| 264 *Roanoke.....              | 490                | 153,066          | 492          | 518,520           | 0                         | 0              | 20         | 53,600           |
| 265 Salem.....                 | 34                 | 11,366           | 44           | 55,770            | 0                         | 0              | 6          | 20,150           |
| 266 South Boston.....          | 0                  | 0                | 3            | 1,500             | 0                         | 0              | 1          | 1,200            |
| 267 South Hill.....            | 0                  | 0                | 2            | 800               | 0                         | 0              | 0          | 0                |
| 268 South Norfolk.....         | 1                  | 2,500            | 67           | 198,505           | 0                         | 0              | 63         | 190,000          |
| 269 Strasburg.....             | 1                  | 75               | 1            | 475               | 0                         | 0              | 0          | 0                |
| 270 Suffolk.....               | 70                 | 25,685           | 79           | 140,870           | 0                         | 0              | 18         | 38,550           |
| 271 Tappahannock.....          | 2                  | 665              | 8            | 5,470             | 1                         | 615            | 2          | 3,400            |
| 272 Vinton.....                | 28                 | 6,618            | 44           | 7,603             | 1                         | 200            | 1          | 500              |
| 273 Warrenton.....             | 4                  | 9,000            | 3            | 5,500             | 2                         | 5,000          | 1          | 4,500            |
| 274 Waverley.....              | 6                  | 1,982            | 5            | 11,500            | 0                         | 0              | 2          | 4,000            |
| 275 Waynesboro.....            | 36                 | 29,040           | 28           | 40,768            | 9                         | 2,350          | 8          | 26,500           |
| 276 Williamsburg.....          | 22                 | 52,172           | 10           | 65,200            | 3                         | 28,700         | 1          | 4,500            |
| 277 Winchester.....            | 16                 | 4,871            | 60           | 183,875           | 1                         | 200            | 23         | 77,550           |
| 278 Woodstock.....             | 2                  | 6,000            | 2            | 12,000            | 1                         | 1,000          | 0          | 0                |
| 279 Wytheville.....            | 3                  | 2,800            | 9            | 13,325            | 3                         | 2,800          | 9          | 13,325           |
| <b>West Virginia.....</b>      | <b>2,869</b>       | <b>2,546,541</b> | <b>3,202</b> | <b>11,094,749</b> | <b>118</b>                | <b>948,448</b> | <b>433</b> | <b>1,560,972</b> |
| 280 Alderson.....              | 0                  | 0                | 4            | 25,500            | 0                         | 0              | 4          | 25,500           |
| 281 Beckley.....               | 46                 | 7,423            | 61           | 95,717            | 23                        | 3,650          | 45         | 69,135           |
| 282 Berkeley Springs.....      | 3                  | 600              | 1            | 300               | 0                         | 0              | 0          | 0                |
| 283 Bluefield.....             | 387                | 76,002           | 243          | 121,509           | 2                         | 1,600          | 16         | 62,525           |
| 284 Bridgeport.....            | 8                  | 1,420            | 3            | 2,300             | 0                         | 0              | 1          | 1,000            |

\*In sample of 257 cities. See text and tables, pp. 15 to 21.

<sup>1</sup> Includes 11 months only in 1943.

## of Labor Statistics, by City, 1942 and 1943—Continued

STATES—Continued

| New nonresidential buildings |                |        |                | Additions, alterations, and repairs |                |        |                | Number of new dwelling units |       |     |
|------------------------------|----------------|--------|----------------|-------------------------------------|----------------|--------|----------------|------------------------------|-------|-----|
| 1943                         |                | 1942   |                | 1943                                |                | 1942   |                | 1943                         | 1942  |     |
| Number                       | Valuation      | Number | Valuation      | Number                              | Valuation      | Number | Valuation      |                              |       |     |
|                              | <i>Dollars</i> |        | <i>Dollars</i> |                                     | <i>Dollars</i> |        | <i>Dollars</i> |                              |       |     |
| 3                            | 750            | 0      | 0              | 0                                   | 0              | 0      | 0              | 1                            | 1     | 230 |
| 3                            | 350            | 0      | 0              | 0                                   | 0              | 2      | 2,750          | 3                            | 16    | 231 |
| 1                            | 350            | 0      | 0              | 7                                   | 1,350          | 6      | 2,908          | 0                            | 2     | 232 |
| 2                            | 145            | 11     | 2,085          | 62                                  | 7,245          | 48     | 4,375          | 4                            | 4     | 233 |
| 12                           | 1,300          | 0      | 0              | 70                                  | 10,980         | 56     | 15,051         | 83                           | 39    | 234 |
| 7                            | 490            | 4      | 965            | 9                                   | 835            | 28     | 27,842         | 0                            | 2     | 235 |
| 0                            | 0              | 0      | 0              | 0                                   | 0              | 0      | 0              | 0                            | 1     | 236 |
| 3                            | 210            | 4      | 1,250          | 16                                  | 9,960          | 4      | 3,300          | 0                            | 2     | 237 |
| 102                          | 22,507         | 79     | 51,030         | 277                                 | 80,544         | 287    | 122,059        | 7                            | 48    | 238 |
| 12                           | 1,686          | 4      | 8,325          | 17                                  | 22,230         | 28     | 15,616         | 0                            | 9     | 239 |
| 16                           | 9,022          | 7      | 32,150         | 40                                  | 20,216         | 51     | 34,981         | 42                           | 226   | 240 |
| 0                            | 0              | 2      | 400            | 0                                   | 0              | 8      | 67,919         | 0                            | 1     | 241 |
| 3                            | 465            | 2      | 700            | 15                                  | 3,850          | 6      | 2,000          | 1                            | 10    | 242 |
| 6                            | 2,450          | 12     | 1,575          | 6                                   | 2,475          | 3      | 3,100          | 0                            | 3     | 243 |
| 15                           | 103,674        | 16     | 200,565        | 88                                  | 50,000         | 121    | 44,156         | 1                            | 4     | 244 |
| 21                           | 5,525          | 14     | 11,700         | 81                                  | 19,015         | 80     | 41,873         | 1                            | 6     | 245 |
| 3                            | 870            | 9      | 670            | 0                                   | 0              | 0      | 0              | 1                            | 5     | 246 |
| 15                           | 4,050          | 21     | 10,700         | 75                                  | 14,012         | 89     | 15,429         | 0                            | 11    | 247 |
| 0                            | 0              | 1      | 11,500         | 0                                   | 0              | 1      | 1,500          | 0                            | 0     | 248 |
| 0                            | 0              | 3      | 2,663          | 0                                   | 0              | 5      | 1,650          | 0                            | 6     | 249 |
| 6                            | 1,000          | 3      | 18,100         | 3                                   | 280            | 3      | 4,020          | 0                            | 3     | 250 |
| 58                           | 10,681         | 43     | 70,233         | 222                                 | 60,001         | 193    | 225,777        | 0                            | 28    | 251 |
| 7                            | 865            | 2      | 1,900          | 7                                   | 1,300          | 4      | 4,230          | 1                            | 0     | 252 |
| 10                           | 7,350          | 13     | 13,115         | 58                                  | 21,830         | 48     | 30,115         | 0                            | 12    | 253 |
| 0                            | 0              | 3      | 24,400         | 0                                   | 0              | 0      | 0              | 0                            | 1     | 254 |
| 167                          | 510,795        | 171    | 11,491,373     | 1,229                               | 474,330        | 1,308  | 714,116        | 252                          | 709   | 255 |
| 216                          | 3,277,727      | 386    | 25,276,655     | 485                                 | 1,539,588      | 486    | 2,549,334      | 943                          | 3,124 | 256 |
| 12                           | 80,676         | 17     | 32,647         | 23                                  | 28,234         | 33     | 68,520         | 0                            | 19    | 257 |
| 1                            | 200            | 1      | 2,000          | 45                                  | 8,588          | 75     | 27,999         | 0                            | 0     | 258 |
| 98                           | 2,306,741      | 107    | 3,460,811      | 151                                 | 381,796        | 166    | 925,344        | 1,401                        | 194   | 259 |
| 4                            | 2,610          | 1      | 200            | 4                                   | 3,450          | 0      | 0              | 5                            | 37    | 260 |
| 20                           | 11,641         | 30     | 340,233        | 24                                  | 8,425          | 59     | 18,539         | 4                            | 34    | 261 |
| 0                            | 0              | 4      | 11,625         | 0                                   | 0              | 2      | 650            | 2                            | 10    | 262 |
| 84                           | 604,885        | 128    | 2,677,622      | 1,108                               | 676,446        | 724    | 1,037,925      | 40                           | 469   | 263 |
| 82                           | 38,410         | 63     | 270,856        | 408                                 | 114,656        | 409    | 194,064        | 0                            | 23    | 264 |
| 8                            | 1,026          | 9      | 5,370          | 26                                  | 10,340         | 29     | 30,250         | 0                            | 5     | 265 |
| 0                            | 0              | 0      | 0              | 0                                   | 0              | 2      | 300            | 0                            | 1     | 266 |
| 0                            | 0              | 2      | 800            | 0                                   | 0              | 0      | 0              | 0                            | 0     | 267 |
| 1                            | 2,500          | 1      | 2,500          | 0                                   | 0              | 3      | 6,005          | 0                            | 63    | 268 |
| 1                            | 75             | 0      | 0              | 0                                   | 0              | 1      | 475            | 0                            | 0     | 269 |
| 36                           | 12,670         | 36     | 92,715         | 34                                  | 13,015         | 25     | 9,605          | 0                            | 20    | 270 |
| 1                            | 50             | 3      | 670            | 0                                   | 0              | 3      | 1,400          | 1                            | 2     | 271 |
| 15                           | 5,045          | 8      | 836            | 12                                  | 1,373          | 35     | 6,267          | 1                            | 1     | 272 |
| 0                            | 0              | 0      | 0              | 2                                   | 4,000          | 2      | 1,000          | 2                            | 1     | 273 |
| 1                            | 32             | 2      | 2,000          | 5                                   | 1,950          | 1      | 5,500          | 0                            | 2     | 274 |
| 11                           | 24,300         | 5      | 582            | 16                                  | 2,390          | 15     | 13,686         | 9                            | 9     | 275 |
| 12                           | 20,707         | 3      | 32,000         | 7                                   | 2,765          | 6      | 28,700         | 3                            | 1     | 276 |
| 14                           | 4,590          | 19     | 94,440         | 1                                   | 81             | 18     | 11,885         | 1                            | 23    | 277 |
| 1                            | 5,000          | 2      | 12,000         | 0                                   | 0              | 0      | 0              | 1                            | 0     | 278 |
| 0                            | 0              | 0      | 0              | 0                                   | 0              | 0      | 0              | 3                            | 9     | 279 |
| 497                          | 1,532,458      | 440    | 8,176,945      | 2,254                               | 765,635        | 2,329  | 1,296,832      | 117                          | 478   |     |
| 0                            | 0              | 0      | 0              | 0                                   | 0              | 0      | 0              | 0                            | 4     | 280 |
| 19                           | 2,498          | 12     | 25,832         | 4                                   | 1,275          | 4      | 700            | 23                           | 46    | 281 |
| 1                            | 200            | 1      | 300            | 2                                   | 400            | 0      | 0              | 0                            | 0     | 282 |
| 87                           | 9,201          | 42     | 10,444         | 298                                 | 65,201         | 185    | 48,540         | 2                            | 16    | 283 |
| 7                            | 990            | 1      | 500            | 1                                   | 430            | 1      | 800            | 0                            | 1     | 284 |

## Building Construction in 2,707 Cities Reporting to the Bureau

SOUTH ATLANTIC

| State and city            | Total construction    |                |           |                | New residential buildings |                |         |                |         |
|---------------------------|-----------------------|----------------|-----------|----------------|---------------------------|----------------|---------|----------------|---------|
|                           | 1943                  |                | 1942      |                | 1943                      |                | 1942    |                |         |
|                           | Number                | Valuation      | Number    | Valuation      | Number                    | Valuation      | Number  | Valuation      |         |
| <b>West Virginia—Con.</b> |                       |                |           |                |                           |                |         |                |         |
|                           |                       | <i>Dollars</i> |           | <i>Dollars</i> |                           | <i>Dollars</i> |         | <i>Dollars</i> |         |
| 285                       | Buckhannon.....       | 32             | 4,220     | 29             | 10,758                    | 3              | 600     | 2              | 2,900   |
| 286                       | *Charleston.....      | 905            | 1,425,734 | 1,004          | 6,538,842                 | 24             | 19,453  | 58             | 339,050 |
| 287                       | *Clarksburg.....      | 150            | 24,227    | 130            | 97,588                    | 0              | 0       | 14             | 45,575  |
| 288                       | Dunbar.....           | 21             | 30,410    | 75             | 170,000                   | 9              | 27,000  | 51             | 141,400 |
| 289                       | East Rainelle.....    | 4              | 850       | 5              | 10,290                    | 3              | 600     | 2              | 8,000   |
| 290                       | Elizabeth.....        | 15             | 7,600     | 3              | 2,600                     | 0              | 0       | 1              | 1,800   |
| 291                       | Grantsville.....      | 0              | 0         | 0              | 0                         | 0              | 0       | 0              | 0       |
| 292                       | Hinton.....           | 2              | 850       | 6              | 6,500                     | 1              | 500     | 3              | 4,600   |
| 293                       | Holidays Cove.....    | 4              | 738       | 21             | 13,219                    | 0              | 0       | 2              | 5,300   |
| 294                       | *Huntington.....      | 181            | 202,129   | 373            | 873,925                   | 8              | 6,095   | 93             | 354,005 |
| 295                       | Kenova.....           | 12             | 20,800    | 8              | 5,525                     | 0              | 0       | 1              | 1,500   |
| 296                       | Keyser.....           | 7              | 920       | 10             | 1,660                     | 0              | 0       | 2              | 950     |
| 297                       | Kimball.....          | 0              | 0         | 2              | 500                       | 0              | 0       | 0              | 0       |
| 298                       | Lewisburg.....        | 2              | 1,450     | 2              | 15,500                    | 0              | 0       | 1              | 15,000  |
| 299                       | Logan.....            | 3              | 750       | 13             | 12,900                    | 2              | 550     | 5              | 9,200   |
| 300                       | McMechen.....         | 2              | 2,900     | 0              | 0                         | 0              | 0       | 0              | 0       |
| 301                       | Mannington.....       | 0              | 0         | 2              | 800                       | 0              | 0       | 0              | 0       |
| 302                       | Marlinton.....        | 0              | 0         | 4              | 3,500                     | 0              | 0       | 4              | 8,600   |
| 303                       | Morgantown.....       | 102            | 204,814   | 112            | 133,225                   | 40             | 133,900 | 15             | 63,795  |
| 304                       | Moundsville.....      | 114            | 21,252    | 162            | 54,925                    | 0              | 0       | 6              | 6,950   |
| 305                       | Nutter Fort.....      | 20             | 2,530     | 0              | 0                         | 0              | 0       | 0              | 0       |
| 306                       | Parkersburg.....      | 169            | 94,851    | 189            | 1,445,690                 | 0              | 0       | 6              | 22,500  |
| 307                       | Philippi.....         | 7              | 2,275     | 10             | 2,900                     | 0              | 0       | 0              | 0       |
| 308                       | Pineville.....        | 3              | 1,300     | 10             | 33,600                    | 0              | 0       | 6              | 23,050  |
| 309                       | Ranson.....           | 15             | 5,895     | 18             | 7,795                     | 0              | 0       | 2              | 3,200   |
| 310                       | Ravenswood.....       | 5              | 750       | 2              | 400                       | 0              | 0       | 0              | 0       |
| 311                       | Ridgeley.....         | 11             | 945       | 4              | 5,110                     | 0              | 0       | 0              | 0       |
| 312                       | St. Albans.....       | 49             | 89,300    | 36             | 56,760                    | 0              | 0       | 7              | 21,630  |
| 313                       | St. Marys.....        | 1              | 100       | 5              | 6,250                     | 0              | 0       | 2              | 4,050   |
| 314                       | South Charleston..... | 31             | 21,395    | 130            | 401,427                   | 2              | 1,500   | 56             | 200,500 |
| 315                       | Terra Alta.....       | 1              | 800       | 5              | 2,025                     | 0              | 0       | 1              | 375     |
| 316                       | Thomas.....           | 1              | 400       | 2              | 1,450                     | 0              | 0       | 1              | 450     |
| 317                       | *Wheeling.....        | 556            | 290,911   | 518            | 858,759                   | 1              | 3,000   | 26             | 118,332 |

## EAST SOUTH

|                     | Total (111 cities) | 25,158           | 26,636,623    | 28,903            | 67,756,833   | 3,958            | 8,310,653    | 6,872             | 21,707,988 |
|---------------------|--------------------|------------------|---------------|-------------------|--------------|------------------|--------------|-------------------|------------|
|                     | Percent of change  | -13.0            | -60.7         |                   |              | -42.4            | -65.2        |                   |            |
| <b>Alabama.....</b> | <b>9,868</b>       | <b>9,337,862</b> | <b>12,175</b> | <b>28,216,913</b> | <b>1,279</b> | <b>2,541,917</b> | <b>3,091</b> | <b>11,069,810</b> |            |
| 1                   | Albertville.....   | 2                | 2,000         | 0                 | 0            | 2                | 2,000        | 0                 | 0          |
| 2                   | Atmore.....        | 3                | 950           | 4                 | 6,616        | 0                | 0            | 2                 | 6,124      |
| 3                   | Auburn.....        | 0                | 0             | 5                 | 15,500       | 0                | 0            | 4                 | 15,000     |
| 4                   | Bessemer.....      | 114              | 72,619        | 157               | 187,263      | 35               | 6,875        | 67                | 65,808     |
| 5                   | *Birmingham.....   | 5,996            | 3,773,485     | 6,372             | 13,589,457   | 58               | 33,651       | 332               | 634,670    |
| 6                   | Brewton.....       | 17               | 6,100         | 19                | 13,450       | 11               | 4,900        | 8                 | 8,000      |
| 7                   | Brighton.....      | 0                | 0             | 16                | 2,770        | 0                | 0            | 0                 | 0          |
| 8                   | Cullman.....       | 12               | 36,560        | 22                | 17,125       | 0                | 0            | 4                 | 6,500      |
| 9                   | Decatur.....       | 211              | 818,779       | 51                | 67,545       | 188              | 506,076      | 22                | 53,900     |
| 10                  | Eufaula.....       | 36               | 19,394        | 102               | 18,177       | 4                | 1,200        | 5                 | 4,000      |
| 11                  | Eutaw.....         | 4                | 985           | 4                 | 1,095        | 0                | 0            | 0                 | 0          |
| 12                  | Fairhope.....      | 106              | 62,234        | 103               | 53,375       | 48               | 47,500       | 37                | 35,100     |
| 13                  | Flomston.....      | 11               | 52,650        | 14                | 127,640      | 0                | 0            | 1                 | 6,000      |
| 14                  | Gadsden.....       | 312              | 574,515       | 237               | 251,735      | 243              | 450,882      | 135               | 118,341    |
| 15                  | Greenville.....    | 41               | 7,534         | 50                | 114,310      | 0                | 0            | 4                 | 6,350      |

\*In sample of 257 cities. See text and tables, pp. 15 to 21.

1 Includes 11 months only in 1943.

## of Labor Statistics, by City, 1942 and 1943—Continued

STATES—Continued

| New nonresidential buildings |                |        |                | Additions, alterations, and repairs |                |        |                | Number of new dwelling units |      |
|------------------------------|----------------|--------|----------------|-------------------------------------|----------------|--------|----------------|------------------------------|------|
| 1943                         |                | 1942   |                | 1943                                |                | 1942   |                | 1943                         | 1942 |
| Number                       | Valuation      | Number | Valuation      | Number                              | Valuation      | Number | Valuation      |                              |      |
|                              | <i>Dollars</i> |        | <i>Dollars</i> |                                     | <i>Dollars</i> |        | <i>Dollars</i> |                              |      |
| 15                           | 1,675          | 16     | 3,161          | 14                                  | 1,945          | 11     | 4,797          | 3                            | 2    |
| 105                          | 1,195,754      | 94     | 5,941,853      | 776                                 | 210,527        | 852    | 257,939        | 25                           | 87   |
| 23                           | 1,379          | 19     | 2,550          | 127                                 | 22,848         | 97     | 49,163         | 0                            | 14   |
| 3                            | 550            | 5      | 19,800         | 9                                   | 2,860          | 19     | 8,800          | 9                            | 54   |
| 1                            | 250            | 2      | 290            | 0                                   | 0              | 1      | 2,000          | 3                            | 2    |
| 12                           | 5,900          | 1      | 300            | 3                                   | 1,700          | 1      | 500            | 0                            | 1    |
| 0                            | 0              | 0      | 0              | 0                                   | 0              | 0      | 0              | 0                            | 0    |
| 1                            | 350            | 0      | 0              | 0                                   | 0              | 3      | 1,900          | 1                            | 4    |
| 1                            | 200            | 4      | 1,500          | 3                                   | 538            | 15     | 6,419          | 0                            | 2    |
| 75                           | 109,559        | 78     | 285,894        | 98                                  | 86,475         | 202    | 234,026        | 6                            | 98   |
| 7                            | 19,750         | 5      | 1,025          | 5                                   | 1,050          | 2      | 3,000          | 0                            | 1    |
| 6                            | 670            | 7      | 610            | 1                                   | 250            | 1      | 100            | 0                            | 2    |
| 0                            | 0              | 2      | 500            | 0                                   | 0              | 0      | 0              | 0                            | 0    |
| 1                            | 450            | 0      | 0              | 1                                   | 1,000          | 1      | 500            | 0                            | 1    |
| 1                            | 200            | 3      | 1,650          | 0                                   | 0              | 5      | 2,050          | 2                            | 6    |
| 2                            | 2,900          | 0      | 0              | 0                                   | 0              | 0      | 0              | 0                            | 0    |
| 0                            | 0              | 1      | 500            | 0                                   | 0              | 1      | 300            | 0                            | 0    |
| 0                            | 0              | 0      | 0              | 0                                   | 0              | 0      | 0              | 0                            | 4    |
| 17                           | 4,669          | 22     | 8,607          | 45                                  | 16,245         | 75     | 65,823         | 40                           | 18   |
| 19                           | 3,475          | 26     | 23,525         | 95                                  | 17,777         | 130    | 24,450         | 0                            | 6    |
| 10                           | 1,085          | 0      | 0              | 10                                  | 1,445          | 0      | 0              | 0                            | 0    |
| 23                           | 26,838         | 30     | 1,318,538      | 146                                 | 58,013         | 153    | 104,652        | 0                            | 6    |
| 4                            | 1,815          | 5      | 625            | 3                                   | 460            | 5      | 2,275          | 0                            | 0    |
| 3                            | 1,300          | 2      | 15,200         | 0                                   | 0              | 2      | 350            | 0                            | 6    |
| 12                           | 4,545          | 12     | 2,595          | 3                                   | 1,350          | 4      | 2,000          | 0                            | 2    |
| 4                            | 550            | 1      | 200            | 1                                   | 200            | 1      | 200            | 0                            | 0    |
| 8                            | 505            | 2      | 50             | 3                                   | 440            | 2      | 5,080          | 0                            | 0    |
| 4                            | 76,300         | 2      | 20,120         | 45                                  | 13,000         | 27     | 15,010         | 0                            | 7    |
| 1                            | 100            | 0      | 0              | 0                                   | 0              | 3      | 2,200          | 0                            | 1    |
| 2                            | 525            | 15     | 137,782        | 27                                  | 19,370         | 59     | 63,145         | 2                            | 59   |
| 0                            | 0              | 2      | 750            | 1                                   | 800            | 2      | 900            | 0                            | 1    |
| 0                            | 0              | 0      | 0              | 1                                   | 400            | 1      | 1,000          | 0                            | 1    |
| 25                           | 48,275         | 28     | 352,194        | 532                                 | 239,636        | 464    | 388,233        | 1                            | 26   |

## CENTRAL STATES

| 2,257<br>-24.2 | 11,070,919<br>-69.1 | 2,979 | 38,072,486 | 18,943<br>-0.6 | 7,255,051<br>-9.0 | 19,052 | 7,976,359 | 4,539<br>-46.5 | 8,488 |
|----------------|---------------------|-------|------------|----------------|-------------------|--------|-----------|----------------|-------|
| 518            | 3,942,184           | 661   | 14,247,055 | 8,071          | 2,853,761         | 8,423  | 2,900,048 | 1,431          | 4,041 |
| 0              | 0                   | 0     | 0          | 0              | 0                 | 0      | 0         | 2              | 0     |
| 0              | 0                   | 0     | 0          | 3              | 950               | 2      | 492       | 0              | 2     |
| 0              | 0                   | 0     | 0          | 0              | 0                 | 1      | 500       | 0              | 4     |
| 8              | 43,105              | 9     | 56,840     | 71             | 22,639            | 81     | 64,615    | 35             | 96    |
| 378            | 2,035,676           | 426   | 11,464,107 | 5,560          | 1,704,188         | 5,614  | 1,490,680 | 60             | 369   |
| 1              | 150                 | 6     | 3,550      | 5              | 1,050             | 5      | 1,900     | 11             | 8     |
| 0              | 0                   | 6     | 995        | 0              | 0                 | 10     | 1,775     | 0              | 0     |
| 4              | 35,475              | 10    | 8,525      | 8              | 1,085             | 8      | 2,100     | 0              | 4     |
| 10             | 297,350             | 8     | 1,110      | 13             | 15,353            | 21     | 12,535    | 188            | 22    |
| 2              | 4,200               | 23    | 5,665      | 80             | 13,994            | 74     | 8,512     | 4              | 5     |
| 1              | 500                 | 1     | 195        | 3              | 465               | 3      | 900       | 0              | 0     |
| 20             | 5,750               | 10    | 4,325      | 38             | 8,984             | 56     | 13,950    | 54             | 37    |
| 2              | 50,500              | 3     | 120,290    | 9              | 2,150             | 10     | 1,350     | 0              | 1     |
| 9              | 108,148             | 32    | 106,852    | 60             | 15,485            | 70     | 26,542    | 236            | 152   |
| 0              | 0                   | 2     | 100,100    | 41             | 7,534             | 44     | 7,560     | 0              | 5     |

## Building Construction in 2,707 Cities Reporting to the Bureau

EAST SOUTH

| State and city          | Total construction |                  |              |                   | New residential buildings |                  |              |                  |
|-------------------------|--------------------|------------------|--------------|-------------------|---------------------------|------------------|--------------|------------------|
|                         | 1943               |                  | 1942         |                   | 1943                      |                  | 1942         |                  |
|                         | Number             | Valuation        | Number       | Valuation         | Number                    | Valuation        | Number       | Valuation        |
| <b>Alabama—Con.</b>     |                    | <i>Dollars</i>   |              | <i>Dollars</i>    |                           | <i>Dollars</i>   |              | <i>Dollars</i>   |
| 16 Haleyville.....      | 4                  | 2,250            | 0            | 0                 | 1                         | 500              | 0            | 0                |
| 17 Homewood.....        | 53                 | 13,945           | 125          | 143,239           | 1                         | 500              | 49           | 123,867          |
| 18 Irondale.....        | 16                 | 1,383            | 16           | 3,358             | 0                         | 0                | 0            | 0                |
| 19 Leeds.....           | 2                  | 3,000            | 9            | 10,750            | 2                         | 3,000            | 3            | 2,000            |
| 20 *Mobile.....         | 1,193              | 2,961,406        | 2,672        | 11,905,361        | 469                       | 1,185,502        | 1,975        | 8,998,386        |
| 21 *Montgomery.....     | 1,138              | 284,097          | 1,556        | 1,033,560         | 79                        | 26,075           | 263          | 521,950          |
| 22 Oneonta.....         | 1                  | 2,000            | 3            | 3,050             | 0                         | 0                | 2            | 2,750            |
| 23 Piedmont.....        | 4                  | 1,235            | 16           | 14,345            | 1                         | 475              | 11           | 12,925           |
| 24 Selma.....           | 149                | 37,924           | 206          | 258,451           | 12                        | 2,300            | 68           | 187,350          |
| 25 Tarrant City.....    | 142                | 28,300           | 257          | 194,151           | 0                         | 0                | 60           | 151,251          |
| 26 Thomasville.....     | 0                  | 0                | 5            | 5,000             | 0                         | 0                | 2            | 4,500            |
| 27 Troy.....            | 99                 | 202,183          | 77           | 43,197            | 10                        | 4,775            | 1            | 353              |
| 28 Tuscaloosa.....      | 50                 | 130,743          | 63           | 122,493           | 15                        | 27,345           | 31           | 96,288           |
| 29 Tuscumbia.....       | 100                | 238,361          | 7            | 9,900             | 100                       | 238,361          | 5            | 8,400            |
| 30 Union Springs.....   | 2                  | 3,250            | 7            | 4,000             | 0                         | 0                | 0            | 0                |
| <b>Kentucky.....</b>    | <b>2,336</b>       | <b>4,841,427</b> | <b>3,302</b> | <b>11,836,510</b> | <b>521</b>                | <b>1,316,011</b> | <b>1,066</b> | <b>3,769,840</b> |
| 31 Anchorage.....       | 5                  | 1,800            | 11           | 2,825             | 0                         | 0                | 0            | 0                |
| 32 Bardstown.....       | 11                 | 15,990           | 5            | 10,750            | 4                         | 4,300            | 1            | 3,500            |
| 33 Brodhead.....        | 0                  | 0                | 2            | 3,200             | 0                         | 0                | 0            | 0                |
| 34 Cloverport.....      | 1                  | 500              | 1            | 2,500             | 1                         | 500              | 0            | 0                |
| 35 Corbin.....          | 14                 | 6,380            | 34           | 8,720             | 1                         | 800              | 7            | 3,450            |
| 36 *Covington.....      | 49                 | 47,836           | 69           | 84,016            | 0                         | 0                | 3            | 13,800           |
| 37 Dayton.....          | 1                  | 6,500            | 0            | 0                 | 1                         | 6,500            | 0            | 0                |
| 38 Eminence.....        | 0                  | 0                | 0            | 0                 | 0                         | 0                | 0            | 0                |
| 39 Fort Thomas.....     | 6                  | 5,215            | 29           | 193,913           | 0                         | 0                | 7            | 32,900           |
| 40 Frankfort.....       | 7                  | 3,325            | 22           | 34,840            | 0                         | 0                | 11           | 30,450           |
| 41 Georgetown.....      | 1                  | 2,000            | 6            | 3,100             | 0                         | 0                | 1            | 2,000            |
| 42 Glasgow.....         | 4                  | 5,300            | 15           | 18,750            | 4                         | 5,300            | 10           | 7,450            |
| 43 Horse Cave.....      | 0                  | 0                | 0            | 0                 | 0                         | 0                | 0            | 0                |
| 44 Lakeside.....        | 0                  | 0                | 5            | 29,496            | 0                         | 0                | 4            | 29,000           |
| 45 Lawrenceburg.....    | 0                  | 0                | 2            | 7,500             | 0                         | 0                | 0            | 0                |
| 46 *Lexington.....      | 939                | 214,498          | 898          | 312,100           | 1                         | 200              | 4            | 15,300           |
| 47 London.....          | 0                  | 0                | 1            | 500               | 0                         | 0                | 0            | 0                |
| 48 *Louisville.....     | 1,170              | 4,416,256        | 1,979        | 10,078,265        | 495                       | 1,287,461        | 981          | 3,513,395        |
| 49 Loyal.....           | 11                 | 2,000            | 6            | 5,525             | 0                         | 0                | 2            | 1,600            |
| 50 Ludlow.....          | 5                  | 1,125            | 9            | 11,875            | 0                         | 0                | 0            | 0                |
| 51 Munfordville.....    | 0                  | 0                | 2            | 550               | 0                         | 0                | 0            | 0                |
| 52 *Newport.....        | 15                 | 63,590           | 29           | 160,184           | 0                         | 0                | 4            | 9,400            |
| 53 Paducah.....         | 62                 | 21,192           | 120          | 760,849           | 13                        | 9,350            | 34           | 43,400           |
| 54 Paintsville.....     | 0                  | 0                | 3            | 4,000             | 0                         | 0                | 1            | 2,000            |
| 55 Paris.....           | 7                  | 1,730            | 3            | 1,810             | 0                         | 0                | 0            | 0                |
| 56 Park Hills.....      | 0                  | 0                | 2            | 1,300             | 0                         | 0                | 0            | 0                |
| 57 Raceland.....        | 0                  | 0                | 0            | 0                 | 0                         | 0                | 0            | 0                |
| 58 Richmond.....        | 2                  | 600              | 24           | 53,792            | 0                         | 0                | 18           | 25,195           |
| 59 Russell.....         | 10                 | 3,065            | 4            | 850               | 0                         | 0                | 0            | 0                |
| 60 Scottsville.....     | 0                  | 0                | 0            | 0                 | 0                         | 0                | 0            | 0                |
| 61 Southgate.....       | 1                  | 1,500            | 7            | 26,200            | 0                         | 0                | 5            | 24,000           |
| 62 Stanford.....        | 0                  | 0                | 0            | 0                 | 0                         | 0                | 0            | 0                |
| 63 Trenton.....         | 8                  | 2,225            | 11           | 15,300            | 0                         | 0                | 2            | 10,000           |
| 64 Vanceburg.....       | 7                  | 18,800           | 3            | 3,800             | 1                         | 1,600            | 1            | 3,000            |
| <b>Mississippi.....</b> | <b>3,307</b>       | <b>2,237,283</b> | <b>3,326</b> | <b>2,946,127</b>  | <b>1,070</b>              | <b>1,365,775</b> | <b>911</b>   | <b>1,373,467</b> |
| 65 Canton.....          | 103                | 13,696           | 122          | 39,100            | 15                        | 4,585            | 21           | 20,150           |
| 66 Clarksdale.....      | 27                 | 23,674           | 61           | 57,303            | 2                         | 395              | 23           | 33,308           |
| 67 Corinth.....         | 13                 | 4,705            | 24           | 12,690            | 1                         | 125              | 3            | 1,000            |
| 68 Friars Point.....    | 8                  | 1,925            | 21           | 6,000             | 1                         | 200              | 4            | 2,000            |
| 69 Greenville.....      | 267                | 94,133           | 397          | 253,778           | 11                        | 2,350            | 89           | 120,131          |

\*In sample of 267 cities. See text and tables, pp. 15 to 21.



## of Labor Statistics, by City, 1942 and 1943—Continued

CENTRAL STATES—Continued

| New nonresidential buildings |                |        |                | Additions, alterations, and repairs |                |        |                | Number of new dwelling units |       |
|------------------------------|----------------|--------|----------------|-------------------------------------|----------------|--------|----------------|------------------------------|-------|
| 1943                         |                | 1942   |                | 1943                                |                | 1942   |                | 1943                         | 1942  |
| Number                       | Valuation      | Number | Valuation      | Number                              | Valuation      | Number | Valuation      |                              |       |
|                              | <i>Dollars</i> |        | <i>Dollars</i> |                                     | <i>Dollars</i> |        | <i>Dollars</i> |                              |       |
| 2                            | 750            | 0      | 0              | 1                                   | 1,000          | 0      | 0              | 1                            | 0     |
| 1                            | 200            | 5      | 5,225          | 51                                  | 13,245         | 71     | 14,147         | 1                            | 53    |
| 0                            | 0              | 5      | 1,260          | 16                                  | 1,383          | 11     | 2,098          | 0                            | 0     |
| 0                            | 0              | 1      | 250            | 0                                   | 0              | 5      | 8,500          | 2                            | 3     |
| 44                           | 1,184,654      | 41     | 2,131,893      | 680                                 | 591,250        | 656    | 775,082        | 621                          | 2,710 |
| 6                            | 80,893         | 12     | 199,560        | 1,053                               | 177,129        | 1,281  | 312,050        | 79                           | 389   |
| 1                            | 2,000          | 1      | 300            | 0                                   | 0              | 0      | 0              | 0                            | 0     |
| 2                            | 360            | 1      | 800            | 1                                   | 400            | 4      | 620            | 0                            | 11    |
| 6                            | 869            | 22     | 15,328         | 131                                 | 34,755         | 116    | 55,773         | 12                           | 68    |
| 0                            | 0              | 2      | 6,000          | 142                                 | 28,300         | 195    | 36,900         | 0                            | 63    |
| 0                            | 0              | 2      | 400            | 0                                   | 0              | 1      | 100            | 0                            | 2     |
| 9                            | 3,436          | 18     | 4,910          | 80                                  | 193,972        | 58     | 37,937         | 10                           | 1     |
| 11                           | 86,668         | 14     | 8,075          | 24                                  | 16,730         | 18     | 18,130         | 15                           | 31    |
| 0                            | 0              | 1      | 500            | 0                                   | 0              | 1      | 1,000          | 100                          | 5     |
| 1                            | 1,500          | 0      | 0              | 1                                   | 1,750          | 7      | 4,000          | 0                            | 0     |
| 403                          | 2,730,280      | 773    | 7,094,803      | 1,412                               | 795,136        | 1,433  | 972,067        | 639                          | 1,445 |
| 3                            | 1,400          | 6      | 1,850          | 2                                   | 400            | 5      | 975            | 0                            | 0     |
| 0                            | 0              | 1      | 5,400          | 7                                   | 11,690         | 3      | 1,850          | 3                            | 1     |
| 0                            | 0              | 2      | 3,200          | 0                                   | 0              | 0      | 0              | 0                            | 0     |
| 0                            | 0              | 0      | 0              | 0                                   | 0              | 1      | 2,500          | 1                            | 0     |
| 9                            | 4,280          | 16     | 2,030          | 4                                   | 1,300          | 11     | 3,240          | 1                            | 7     |
| 5                            | 700            | 13     | 5,850          | 44                                  | 47,136         | 53     | 64,366         | 0                            | 3     |
| 0                            | 0              | 0      | 0              | 0                                   | 0              | 0      | 0              | 1                            | 0     |
| 0                            | 0              | 0      | 0              | 0                                   | 0              | 0      | 0              | 0                            | 0     |
| 1                            | 400            | 8      | 33,088         | 5                                   | 4,815          | 14     | 127,925        | 0                            | 7     |
| 3                            | 1,550          | 7      | 3,015          | 4                                   | 1,775          | 4      | 1,375          | 0                            | 13    |
| 0                            | 0              | 4      | 600            | 1                                   | 2,000          | 1      | 500            | 0                            | 1     |
| 0                            | 0              | 3      | 9,200          | 0                                   | 0              | 2      | 2,100          | 4                            | 10    |
| 0                            | 0              | 0      | 0              | 0                                   | 0              | 0      | 0              | 0                            | 0     |
| 0                            | 0              | 0      | 0              | 0                                   | 0              | 1      | 496            | 0                            | 4     |
| 0                            | 0              | 1      | 5,000          | 0                                   | 0              | 1      | 2,500          | 0                            | 0     |
| 72                           | 22,951         | 85     | 26,475         | 866                                 | 191,347        | 809    | 270,325        | 1                            | 8     |
| 0                            | 0              | 1      | 500            | 0                                   | 0              | 0      | 0              | 0                            | 0     |
| 283                          | 2,622,279      | 577    | 6,119,870      | 392                                 | 506,516        | 421    | 445,000        | 613                          | 1,323 |
| 0                            | 0              | 3      | 2,925          | 11                                  | 2,000          | 1      | 1,000          | 0                            | 2     |
| 3                            | 525            | 1      | 7,700          | 2                                   | 600            | 8      | 4,175          | 0                            | 0     |
| 0                            | 0              | 1      | 450            | 0                                   | 0              | 1      | 100            | 0                            | 0     |
| 3                            | 58,287         | 3      | 138,724        | 12                                  | 5,303          | 22     | 12,060         | 0                            | 4     |
| 14                           | 3,278          | 27     | 699,691        | 35                                  | 8,564          | 59     | 17,758         | 13                           | 34    |
| 0                            | 0              | 0      | 0              | 0                                   | 0              | 2      | 2,000          | 0                            | 1     |
| 5                            | 630            | 3      | 1,810          | 2                                   | 1,100          | 0      | 0              | 0                            | 0     |
| 0                            | 0              | 1      | 300            | 0                                   | 0              | 1      | 1,000          | 0                            | 0     |
| 0                            | 0              | 0      | 0              | 0                                   | 0              | 0      | 0              | 0                            | 0     |
| 0                            | 0              | 3      | 23,100         | 2                                   | 600            | 3      | 5,497          | 0                            | 18    |
| 0                            | 0              | 3      | 650            | 10                                  | 3,065          | 1      | 200            | 0                            | 0     |
| 0                            | 0              | 0      | 0              | 0                                   | 0              | 0      | 0              | 0                            | 0     |
| 0                            | 0              | 1      | 2,000          | 1                                   | 1,500          | 1      | 200            | 0                            | 5     |
| 0                            | 0              | 0      | 0              | 0                                   | 0              | 0      | 0              | 0                            | 0     |
| 0                            | 0              | 3      | 1,175          | 8                                   | 2,225          | 6      | 4,125          | 0                            | 2     |
| 2                            | 14,000         | 0      | 0              | 4                                   | 3,200          | 2      | 800            | 2                            | 2     |
| 159                          | 306,502        | 315    | 903,676        | 2,078                               | 565,008        | 2,100  | 668,984        | 1,164                        | 1,027 |
| 13                           | 1,029          | 17     | 1,287          | 75                                  | 8,082          | 84     | 17,663         | 15                           | 21    |
| 6                            | 4,025          | 10     | 2,765          | 19                                  | 19,254         | 28     | 21,230         | 2                            | 28    |
| 0                            | 0              | 1      | 50             | 12                                  | 4,580          | 20     | 11,640         | 1                            | 3     |
| 0                            | 0              | 4      | 1,400          | 7                                   | 1,725          | 13     | 2,600          | 1                            | 4     |
| 16                           | 40,344         | 31     | 35,183         | 240                                 | 51,439         | 277    | 98,464         | 11                           | 106   |

## Building Construction in 2,707 Cities Reporting to the Bureau

EAST SOUTH

| State and city           | Total construction |                   |               |                   | New residential buildings |                  |              |                  |
|--------------------------|--------------------|-------------------|---------------|-------------------|---------------------------|------------------|--------------|------------------|
|                          | 1943               |                   | 1942          |                   | 1943                      |                  | 1942         |                  |
|                          | Number             | Valuation         | Number        | Valuation         | Number                    | Valuation        | Number       | Valuation        |
| <b>Mississippi—Con.</b>  |                    | <i>Dollars</i>    |               | <i>Dollars</i>    |                           | <i>Dollars</i>   |              | <i>Dollars</i>   |
| 70 Greenwood.....        | 118                | 198,205           | 99            | 71,775            | 56                        | 157,000          | 36           | 48,750           |
| 71 Gulfport.....         | 902                | 1,092,070         | 311           | 168,587           | 739                       | 1,000,110        | 117          | 78,150           |
| 72 Hattiesburg.....      | 218                | 93,900            | 346           | 304,459           | 82                        | 37,274           | 198          | 254,289          |
| 73 Indianola.....        | 48                 | 8,870             | 51            | 18,265            | 9                         | 1,758            | 3            | 1,050            |
| 74 Jackson.....          | 1,298              | 530,876           | 1,400         | 1,391,351         | 98                        | 146,375          | 227          | 396,638          |
| 75 Leland.....           | 58                 | 11,334            | 79            | 34,688            | 10                        | 1,900            | 21           | 14,975           |
| 76 Long Beach.....       | 0                  | 0                 | 1             | 4,000             | 0                         | 0                | 1            | 4,000            |
| 77 Louisville.....       | 3                  | 5,500             | 0             | 0                 | 1                         | 3,000            | 0            | 0                |
| 78 Meridian.....         | 162                | 63,491            | 253           | 483,448           | 37                        | 8,050            | 134          | 375,203          |
| 79 Oxford.....           | 17                 | 6,957             | 60            | 41,607            | 0                         | 0                | 4            | 2,700            |
| 80 Vicksburg.....        | 33                 | 43,183            | 47            | 23,385            | 4                         | 775              | 12           | 12,140           |
| 81 Yazoo City.....       | 32                 | 44,764            | 54            | 35,691            | 9                         | 1,878            | 18           | 8,983            |
| <b>Tennessee.....</b>    | <b>9,647</b>       | <b>10,220,051</b> | <b>10,100</b> | <b>24,757,283</b> | <b>1,088</b>              | <b>3,088,950</b> | <b>1,774</b> | <b>5,484,871</b> |
| 82 Belle Meade.....      | 3                  | 1,840             | 5             | 29,500            | 0                         | 0                | 1            | 25,000           |
| 83 Bristol.....          | 166                | 302,082           | 128           | 218,885           | 128                       | 280,772          | 86           | 162,150          |
| 84 Brownsville.....      | 8                  | 13,248            | 17            | 21,955            | 2                         | 400              | 9            | 16,100           |
| 85 Carthage.....         | 0                  | 0                 | 4             | 2,750             | 0                         | 0                | 3            | 2,500            |
| 86 *Chattanooga.....     | 2,036              | 569,366           | 2,649         | 1,242,827         | 14                        | 37,300           | 85           | 249,600          |
| 87 Clarksville.....      | 25                 | 128,776           | 47            | 8,434,675         | 8                         | 1,600            | 25           | 30,350           |
| 88 Clinton.....          | 28                 | 4,530             | 10            | 4,475             | 11                        | 2,200            | 0            | 0                |
| 89 Cookeville.....       | 15                 | 2,747             | 23            | 27,730            | 2                         | 600              | 7            | 15,700           |
| 90 Cowan.....            | 13                 | 5,700             | 13            | 17,100            | 2                         | 400              | 13           | 17,100           |
| 91 Dyersburg.....        | 17                 | 4,935             | 13            | 17,825            | 15                        | 3,185            | 7            | 3,075            |
| 92 Elizabethton.....     | 20                 | 9,240             | 71            | 100,428           | 2                         | 690              | 36           | 82,250           |
| 93 Erwin.....            | 48                 | 18,473            | 72            | 24,381            | 0                         | 0                | 3            | 3,150            |
| 94 Franklin.....         | 2                  | 1,179             | 16            | 4,768             | 0                         | 0                | 2            | 951              |
| 95 Gallatin.....         | 44                 | 9,760             | 37            | 11,766            | 0                         | 0                | 1            | 600              |
| 96 Hartsville.....       | 1                  | 360               | 5             | 2,600             | 0                         | 0                | 1            | 1,500            |
| 97 Jackson.....          | 608                | 151,225           | 521           | 233,471           | 12                        | 2,748            | 27           | 49,625           |
| 98 Johnson City.....     | 212                | 61,062            | 255           | 84,894            | 33                        | 6,475            | 24           | 30,750           |
| 99 Kingsport.....        | 243                | 782,740           | 461           | 1,283,955         | 127                       | 664,100          | 312          | 1,200,343        |
| 100 *Knoxville.....      | 705                | 818,367           | 1,011         | 1,060,472         | 53                        | 242,495          | 183          | 450,752          |
| 101 Lebanon.....         | 11                 | 17,251            | 16            | 24,310            | 5                         | 8,075            | 8            | 21,085           |
| 102 Maryville.....       | 3                  | 3,400             | 28            | 72,400            | 0                         | 0                | 24           | 52,250           |
| 103 *Memphis.....        | 4,766              | 4,225,094         | 3,876         | 11,143,740        | 576                       | 1,753,250        | 823          | 2,909,475        |
| 104 Milan.....           | 15                 | 34,400            | 31            | 44,648            | 10                        | 10,150           | 23           | 11,115           |
| 105 Mount Pleasant.....  | 32                 | 9,410             | 15            | 4,420             | 9                         | 2,200            | 1            | 1,500            |
| 106 *Nashville.....      | 569                | 2,944,154         | 719           | 550,449           | 14                        | 9,750            | 44           | 77,750           |
| 107 Newbern.....         | 1                  | 2,000             | 1             | 400               | 0                         | 0                | 1            | 400              |
| 108 Ripley.....          | 22                 | 36,250            | 14            | 4,750             | 17                        | 24,560           | 2            | 1,500            |
| 109 Signal Mountain..... | 3                  | 3,200             | 24            | 73,025            | 0                         | 0                | 17           | 72,000           |
| 110 Springfield.....     | 6                  | 13,150            | 8             | 6,465             | 0                         | 0                | 4            | 1,550            |
| 111 Union City.....      | 35                 | 46,112            | 10            | 8,219             | 18                        | 36,000           | 2            | 4,800            |

WEST SOUTH

|                        |              |                  |              |                   |            |                |              |                  |
|------------------------|--------------|------------------|--------------|-------------------|------------|----------------|--------------|------------------|
| Total (176 cities)...  | 49,327       | 80,532,587       | 54,495       | 125,527,079       | 13,170     | 29,126,648     | 17,948       | 49,319,080       |
| Percent of change..... | -9.5         | -35.8            |              |                   | -26.6      | -40.9          |              |                  |
| <b>Arkansas.....</b>   | <b>3,339</b> | <b>1,098,360</b> | <b>3,711</b> | <b>12,035,711</b> | <b>304</b> | <b>142,335</b> | <b>1,013</b> | <b>2,385,949</b> |
| 1 Camden.....          | 55           | 68,900           | 23           | 24,500            | 53         | 67,900         | 8            | 7,200            |
| 2 El Dorado.....       | 98           | 130,006          | 161          | 132,375           | 22         | 15,145         | 74           | 87,000           |
| 3 Fayetteville.....    | 66           | 16,377           | 120          | 58,255            | 0          | 0              | 5            | 9,500            |
| 4 Fort Smith.....      | 897          | 207,482          | 1,305        | 10,248,992        | 1          | 300            | 600          | 1,733,059        |
| 5 Jonesboro.....       | 68           | 31,059           | 72           | 49,754            | 12         | 3,050          | 7            | 26,800           |

\*In sample of 257 cities. See text and tables, pp. 15 to 21.

†Includes 11 months only in 1943.

of Labor Statistics, by City, 1942 and 1943—Continued

CENTRAL STATES—Continued

| New nonresidential buildings |                |        |                | Additions, alterations, and repairs |                |        |                | Number of new dwelling units |       |
|------------------------------|----------------|--------|----------------|-------------------------------------|----------------|--------|----------------|------------------------------|-------|
| 1943                         |                | 1942   |                | 1943                                |                | 1942   |                | 1943                         | 1942  |
| Number                       | Valuation      | Number | Valuation      | Number                              | Valuation      | Number | Valuation      |                              |       |
|                              | <i>Dollars</i> |        | <i>Dollars</i> |                                     | <i>Dollars</i> |        | <i>Dollars</i> |                              |       |
| 5                            | 820            | 9      | 2,685          | 57                                  | 40,385         | 54     | 20,340         | 56                           | 36    |
| 61                           | 67,663         | 94     | 52,282         | 102                                 | 24,297         | 100    | 38,155         | 808                          | 119   |
| 13                           | 7,900          | 31     | 19,925         | 123                                 | 48,726         | 117    | 30,245         | 89                           | 221   |
| 4                            | 715            | 16     | 9,175          | 35                                  | 6,397          | 32     | 8,040          | 9                            | 3     |
| 13                           | 170,582        | 35     | 699,902        | 1,192                               | 213,919        | 1,138  | 294,811        | 100                          | 285   |
| 8                            | 3,024          | 18     | 9,202          | 40                                  | 6,410          | 40     | 10,511         | 10                           | 21    |
| 0                            | 0              | 0      | 0              | 0                                   | 0              | 0      | 0              | 0                            | 1     |
| 1                            | 2,000          | 0      | 0              | 1                                   | 500            | 0      | 0              | 1                            | 0     |
| 10                           | 5,475          | 24     | 33,900         | 115                                 | 49,966         | 95     | 74,345         | 37                           | 145   |
| 5                            | 1,620          | 1      | 19,000         | 12                                  | 5,337          | 55     | 19,907         | 0                            | 4     |
| 2                            | 240            | 15     | 7,260          | 27                                  | 42,163         | 20     | 3,985          | 4                            | 12    |
| 2                            | 1,065          | 9      | 9,660          | 21                                  | 41,821         | 27     | 17,048         | 10                           | 18    |
| 1,177                        | 4,091,963      | 1,280  | 15,827,162     | 7,382                               | 3,041,148      | 7,096  | 3,435,260      | 1,315                        | 1,975 |
| 1                            | 90             | 0      | 0              | 2                                   | 1,750          | 4      | 4,500          | 0                            | 1     |
| 17                           | 5,210          | 15     | 48,645         | 21                                  | 16,100         | 27     | 8,090          | 140                          | 89    |
| 3                            | 548            | 6      | 4,755          | 3                                   | 12,300         | 2      | 1,100          | 2                            | 5     |
| 0                            | 0              | 0      | 0              | 0                                   | 0              | 1      | 250            | 0                            | 3     |
| 6                            | 83,800         | 12     | 338,990        | 2,016                               | 448,266        | 2,552  | 654,237        | 14                           | 85    |
| 5                            | 118,351        | 8      | 8,399,175      | 12                                  | 8,825          | 14     | 5,150          | 8                            | 25    |
| 6                            | 775            | 4      | 2,375          | 11                                  | 1,555          | 6      | 2,100          | 11                           | 0     |
| 6                            | 812            | 7      | 8,155          | 7                                   | 1,335          | 9      | 3,875          | 2                            | 7     |
| 4                            | 3,000          | 0      | 0              | 7                                   | 2,300          | 0      | 0              | 2                            | 13    |
| 2                            | 1,750          | 3      | 750            | 0                                   | 0              | 3      | 14,000         | 15                           | 7     |
| 8                            | 6,325          | 10     | 9,475          | 10                                  | 2,225          | 25     | 8,703          | 2                            | 36    |
| 4                            | 730            | 17     | 7,450          | 44                                  | 17,743         | 52     | 13,781         | 0                            | 5     |
| 0                            | 0              | 6      | 2,408          | 2                                   | 1,179          | 8      | 1,409          | 0                            | 2     |
| 5                            | 1,510          | 7      | 985            | 39                                  | 8,250          | 29     | 10,181         | 0                            | 1     |
| 1                            | 360            | 4      | 1,100          | 0                                   | 0              | 0      | 0              | 0                            | 1     |
| 119                          | 72,405         | 65     | 77,419         | 477                                 | 76,072         | 429    | 106,427        | 12                           | 27    |
| 33                           | 3,237          | 41     | 8,687          | 146                                 | 51,350         | 190    | 45,457         | 33                           | 26    |
| 38                           | 64,700         | 28     | 47,045         | 78                                  | 53,940         | 121    | 36,567         | 233                          | 311   |
| 82                           | 285,284        | 120    | 236,851        | 540                                 | 290,588        | 708    | 372,869        | 83                           | 185   |
| 4                            | 8,826          | 4      | 1,075          | 2                                   | 350            | 4      | 2,200          | 3                            | 8     |
| 1                            | 1,000          | 3      | 19,150         | 2                                   | 2,400          | 1      | 1,000          | 0                            | 27    |
| 731                          | 1,006,543      | 714    | 6,427,393      | 3,449                               | 1,465,301      | 2,339  | 1,806,872      | 686                          | 998   |
| 5                            | 24,250         | 2      | 175            | 0                                   | 0              | 6      | 33,358         | 10                           | 23    |
| 1                            | 2,000          | 3      | 960            | 22                                  | 5,210          | 11     | 1,960          | 9                            | 2     |
| 87                           | 2,378,597      | 136    | 176,154        | 468                                 | 555,807        | 539    | 296,545        | 15                           | 62    |
| 0                            | 0              | 0      | 0              | 1                                   | 2,000          | 0      | 0              | 0                            | 1     |
| 3                            | 9,100          | 12     | 3,250          | 2                                   | 2,590          | 0      | 0              | 17                           | 2     |
| 0                            | 0              | 2      | 230            | 3                                   | 3,200          | 5      | 795            | 0                            | 17    |
| 3                            | 12,200         | 1      | 4,500          | 3                                   | 950            | 3      | 415            | 0                            | 4     |
| 2                            | 550            | 0      | 0              | 15                                  | 9,562          | 8      | 3,419          | 18                           | 2     |

CENTRAL STATES

|       |            |       |            |        |            |        |            |        |        |
|-------|------------|-------|------------|--------|------------|--------|------------|--------|--------|
| 3,522 | 34,926,889 | 4,184 | 63,414,230 | 32,635 | 16,479,050 | 32,363 | 12,793,769 | 15,057 | 19,491 |
| -15.8 | -44.9      |       |            | +0.8   | +28.8      |        |            | -22.7  |        |
| 250   | 368,998    | 287   | 8,941,458  | 2,785  | 587,027    | 2,411  | 708,304    | 310    | 1,064  |
| 0     | 0          | 13    | 16,700     | 2      | 1,000      | 2      | 600        | 56     | 8      |
| 14    | 99,900     | 19    | 9,385      | 62     | 14,961     | 68     | 35,990     | 23     | 75     |
| 8     | 1,605      | 16    | 29,170     | 58     | 14,772     | 99     | 19,585     | 0      | 5      |
| 2     | 32,786     | 22    | 8,346,921  | 894    | 174,396    | 683    | 160,012    | 1      | 621    |
| 11    | 1,955      | 10    | 5,865      | 45     | 26,054     | 55     | 17,089     | 12     | 7      |

## Building Construction in 2,707 Cities Reporting to the Bureau

## WEST SOUTH CENTRAL

| State and city           | Total construction |                   |              |                   | New residential buildings |                  |              |                  |
|--------------------------|--------------------|-------------------|--------------|-------------------|---------------------------|------------------|--------------|------------------|
|                          | 1943               |                   | 1942         |                   | 1943                      |                  | 1942         |                  |
|                          | Number             | Valuation         | Number       | Valuation         | Number                    | Valuation        | Number       | Valuation        |
| <b>Arkansas—Con.</b>     |                    | <i>Dollars</i>    |              | <i>Dollars</i>    |                           | <i>Dollars</i>   |              | <i>Dollars</i>   |
| 6 *Little Rock.....      | 1,393              | 350,509           | 1,485        | 1,100,038         | 42                        | 11,800           | 167          | 349,050          |
| 7 Marianna.....          | 23                 | 10,375            | 14           | 42,800            | 1                         | 200              | 1            | 1,000            |
| 8 Newport.....           | 0                  | 0                 | 0            | 0                 | 0                         | 0                | 0            | 0                |
| 9 North Little Rock..... | 470                | 151,822           | 434          | 260,297           | 57                        | 12,125           | 108          | 115,440          |
| 10 Paris.....            | 0                  | 0                 | 2            | 800               | 0                         | 0                | 0            | 0                |
| 11 West Memphis.....     | 133                | 70,255            | 69           | 89,700            | 116                       | 31,815           | 41           | 50,900           |
| 12 Wynne.....            | 136                | 31,575            | 26           | 28,200            | 0                         | 0                | 2            | 6,000            |
| <b>Louisiana.....</b>    | <b>3,995</b>       | <b>28,448,398</b> | <b>4,057</b> | <b>36,005,113</b> | <b>1,217</b>              | <b>2,621,522</b> | <b>1,641</b> | <b>5,262,212</b> |
| 13 Alexandria.....       | 681                | 351,539           | 1,122        | 2,202,244         | 78                        | 26,432           | 513          | 1,841,493        |
| 14 Homer.....            | 2                  | 9,125             | 5            | 11,850            | 1                         | 9,000            | 3            | 9,500            |
| 15 Lafayette.....        | 35                 | 53,072            | 1            | 145,369           | 0                         | 0                | 0            | 0                |
| 16 Lake Charles.....     | 537                | 194,099           | 576          | 6,294,575         | 113                       | 41,718           | 128          | 371,769          |
| 17 Lecompote.....        | 2                  | 3,500             | 17           | 14,775            | 0                         | 0                | 4            | 6,850            |
| 18 Madisonville.....     | 5                  | 2,300             | 1            | 3,500             | 5                         | 2,300            | 1            | 3,500            |
| 19 Monroe.....           | 357                | 522,650           | 238          | 211,969           | 175                       | 410,457          | 47           | 80,618           |
| 20 Natchitoches.....     | 37                 | 64,495            | 31           | 18,745            | 4                         | 1,560            | 7            | 11,895           |
| 21 *New Orleans.....     | 1,063              | 26,780,854        | 751          | 24,904,790        | 79                        | 2,087,975        | 442          | 1,549,109        |
| 22 Oakdale.....          | 15                 | 34,000            | 14           | 34,000            | 15                        | 34,000           | 14           | 34,000           |
| 23 Plaquemine.....       | 119                | 14,457            | 111          | 13,140            | 3                         | 585              | 3            | 1,300            |
| 24 Ponchatoula.....      | 0                  | 0                 | 5            | 6,575             | 0                         | 0                | 4            | 6,200            |
| 25 *Shreveport.....      | 1,102              | 408,647           | 1,115        | 2,097,742         | 23                        | 6,545            | 461          | 1,322,868        |
| 26 Thibodaux.....        | 28                 | 5,710             | 48           | 29,894            | 1                         | 300              | 10           | 13,810           |
| 27 Vivian.....           | 2                  | 380               | 7            | 6,805             | 0                         | 0                | 1            | 6,500            |
| 28 Welsh.....            | 12                 | 3,370             | 10           | 4,990             | 2                         | 650              | 1            | 600              |
| 29 White Castle.....     | 0                  | 0                 | 5            | 4,150             | 0                         | 0                | 2            | 2,200            |
| <b>Oklahoma.....</b>     | <b>4,639</b>       | <b>8,164,597</b>  | <b>5,289</b> | <b>10,177,110</b> | <b>1,267</b>              | <b>4,650,476</b> | <b>2,637</b> | <b>8,033,821</b> |
| 30 Ada.....              | 9                  | 4,950             | 4            | 2,750             | 4                         | 2,700            | 1            | 1,500            |
| 31 Ardmore.....          | 33                 | 6,600             | 37           | 23,792            | 16                        | 4,700            | 13           | 14,350           |
| 32 Bartlesville.....     | 11                 | 2,220             | 23           | 90,365            | 0                         | 0                | 12           | 40,300           |
| 33 Blackwell.....        | 6                  | 7,020             | 20           | 10,615            | 0                         | 0                | 0            | 0                |
| 34 Cleveland.....        | 0                  | 0                 | 0            | 0                 | 0                         | 0                | 0            | 0                |
| 35 Drumright.....        | 0                  | 0                 | 0            | 0                 | 0                         | 0                | 0            | 0                |
| 36 Elk City.....         | 12                 | 6,500             | 47           | 9,900             | 0                         | 0                | 0            | 0                |
| 37 El Reno.....          | 76                 | 109,193           | 57           | 53,056            | 19                        | 79,500           | 20           | 43,050           |
| 38 Enid.....             | 227                | 110,530           | 323          | 504,112           | 3                         | 3,000            | 126          | 388,285          |
| 39 Eufaula.....          | 0                  | 0                 | 2            | 900               | 0                         | 0                | 0            | 0                |
| 40 Guthrie.....          | 86                 | 16,131            | 56           | 39,068            | 0                         | 0                | 1            | 1,000            |
| 41 Guymon.....           | 24                 | 10,410            | 16           | 8,010             | 1                         | 3,000            | 0            | 0                |
| 42 Henryetta.....        | 3                  | 9,495             | 1            | 300               | 0                         | 0                | 1            | 300              |
| 43 Hobart.....           | 0                  | 0                 | 2            | 900               | 0                         | 0                | 0            | 0                |
| 44 Hooker.....           | 0                  | 0                 | 0            | 0                 | 0                         | 0                | 0            | 0                |
| 45 Lawton.....           | 233                | 132,854           | 740          | 1,810,013         | 36                        | 30,960           | 549          | 1,514,113        |
| 46 McAlester.....        | 219                | 493,714           | 164          | 101,780           | 48                        | 11,306           | 33           | 9,575            |
| 47 Mangum.....           | 4                  | 31,300            | 2            | 1,500             | 1                         | 20,000           | 1            | 500              |
| 48 Marlow.....           | 0                  | 0                 | 0            | 0                 | 0                         | 0                | 0            | 0                |
| 49 *Muskogee.....        | 324                | 321,939           | 613          | 834,646           | 31                        | 31,335           | 284          | 732,257          |
| 50 Nichols Hills.....    | 1                  | 100               | 3            | 23,500            | 0                         | 0                | 3            | 23,500           |
| 51 *Oklahoma City.....   | 1,761              | 5,408,065         | 1,047        | 2,360,291         | 864                       | 4,104,605        | 507          | 1,993,350        |
| 52 Okmulgee.....         | 6                  | 3,400             | 4            | 2,390             | 1                         | 800              | 0            | 0                |
| 53 Pawhuska.....         | 1                  | 250               | 6            | 3,700             | 0                         | 0                | 0            | 0                |
| 54 Ponca City.....       | 236                | 53,386            | 195          | 646,211           | 23                        | 7,030            | 15           | 66,900           |
| 55 Sapulpa.....          | 21                 | 16,000            | 26           | 46,750            | 1                         | 1,500            | 17           | 38,400           |
| 56 Sayre.....            | 0                  | 0                 | 0            | 0                 | 0                         | 0                | 0            | 0                |
| 57 Shawnee.....          | 60                 | 15,399            | 90           | 34,888            | 2                         | 350              | 2            | 2,400            |
| 58 Tahlequah.....        | 43                 | 5,500             | 61           | 12,570            | 7                         | 1,350            | 6            | 3,400            |
| 59 *Tulsa.....           | 1,167              | 1,370,557         | 1,693        | 3,514,208         | 201                       | 345,405          | 1,036        | 3,142,816        |

\*In sample of 257 cities. See text and tables, pp. 15 to 21.

## of Labor Statistics, by City, 1942 and 1943—Continued

STATES—Continued

| New nonresidential buildings |                |        |                | Additions, alterations, and repairs |                |        |                | Number of new dwelling units |       |
|------------------------------|----------------|--------|----------------|-------------------------------------|----------------|--------|----------------|------------------------------|-------|
| 1943                         |                | 1942   |                | 1943                                |                | 1942   |                | 1943                         | 1942  |
| Number                       | Valuation      | Number | Valuation      | Number                              | Valuation      | Number | Valuation      |                              |       |
|                              | <i>Dollars</i> |        | <i>Dollars</i> |                                     | <i>Dollars</i> |        | <i>Dollars</i> |                              |       |
| 152                          | 120,607        | 123    | 371,718        | 1,199                               | 248,102        | 1,195  | 379,270        | 43                           | 174   |
| 1                            | 400            | 2      | 35,200         | 21                                  | 9,775          | 11     | 6,600          | 1                            | 7     |
| 0                            | 0              | 0      | 0              | 0                                   | 0              | 0      | 0              | 0                            | 8     |
| 55                           | 75,320         | 61     | 79,399         | 358                                 | 64,377         | 265    | 65,488         | 58                           | 127   |
| 0                            | 0              | 0      | 0              | 0                                   | 0              | 2      | 800            | 0                            | 10    |
| 7                            | 36,425         | 20     | 32,100         | 10                                  | 2,015          | 8      | 6,700          | 116                          | 43    |
| 0                            | 0              | 1      | 15,000         | 136                                 | 31,575         | 23     | 7,200          | 0                            | 3     |
| 298                          | 23,882,047     | 342    | 28,752,961     | 2,485                               | 1,944,829      | 2,074  | 1,989,940      | 1,426                        | 1,827 |
| 62                           | 143,099        | 70     | 227,950        | 541                                 | 182,008        | 539    | 132,801        | 78                           | 609   |
| 1                            | 125            | 0      | 0              | 0                                   | 0              | 2      | 2,350          | 4                            | 3     |
| 0                            | 0              | 1      | 145,369        | 33                                  | 53,072         | 0      | 0              | 0                            | 15    |
| 84                           | 32,332         | 75     | 5,807,614      | 340                                 | 120,049        | 373    | 115,192        | 113                          | 128   |
| 2                            | 3,500          | 2      | 575            | 0                                   | 0              | 11     | 7,350          | 0                            | 4     |
| 0                            | 0              | 0      | 0              | 0                                   | 0              | 0      | 0              | 5                            | 1     |
| 39                           | 15,972         | 47     | 19,952         | 143                                 | 96,421         | 144    | 111,399        | 193                          | 49    |
| 2                            | 56,000         | 4      | 3,425          | 31                                  | 6,935          | 20     | 3,425          | 4                            | 7     |
| 58                           | 23,598,217     | 86     | 22,307,991     | 208                                 | 1,094,662      | 223    | 1,047,690      | 982                          | 500   |
| 0                            | 0              | 0      | 0              | 0                                   | 0              | 0      | 0              | 16                           | 20    |
| 5                            | 5,207          | 9      | 2,875          | 111                                 | 8,665          | 99     | 8,965          | 3                            | 3     |
| 0                            | 0              | 1      | 375            | 0                                   | 0              | 0      | 0              | 0                            | 4     |
| 37                           | 26,455         | 34     | 224,850        | 1,042                               | 375,647        | 620    | 550,024        | 24                           | 485   |
| 2                            | 1,060          | 10     | 9,360          | 25                                  | 4,350          | 28     | 6,724          | 2                            | 10    |
| 1                            | 80             | 0      | 0              | 1                                   | 300            | 6      | 305            | 0                            | 1     |
| 0                            | 0              | 2      | 2,525          | 10                                  | 2,720          | 7      | 1,865          | 2                            | 1     |
| 0                            | 0              | 1      | 100            | 0                                   | 0              | 2      | 1,850          | 0                            | 2     |
| 461                          | 554,415        | 476    | 1,155,243      | 2,911                               | 2,959,706      | 2,176  | 988,046        | 1,393                        | 2,763 |
| 1                            | 200            | 3      | 1,250          | 4                                   | 2,050          | 0      | 0              | 4                            | 1     |
| 11                           | 1,320          | 20     | 4,660          | 6                                   | 580            | 4      | 4,782          | 16                           | 13    |
| 4                            | 550            | 5      | 45,665         | 7                                   | 1,670          | 6      | 4,400          | 0                            | 12    |
| 2                            | 260            | 7      | 3,190          | 4                                   | 6,760          | 13     | 7,425          | 0                            | 0     |
| 0                            | 0              | 0      | 0              | 0                                   | 0              | 0      | 0              | 0                            | 34    |
| 0                            | 0              | 0      | 0              | 0                                   | 0              | 0      | 0              | 0                            | 35    |
| 2                            | 3,000          | 0      | 0              | 10                                  | 3,500          | 47     | 9,900          | 0                            | 0     |
| 15                           | 2,280          | 15     | 1,931          | 42                                  | 27,413         | 22     | 8,075          | 36                           | 20    |
| 40                           | 42,901         | 58     | 39,947         | 184                                 | 64,629         | 139    | 75,880         | 3                            | 126   |
| 0                            | 0              | 2      | 900            | 0                                   | 0              | 0      | 0              | 0                            | 39    |
| 22                           | 3,777          | 18     | 29,967         | 64                                  | 12,354         | 37     | 8,101          | 0                            | 1     |
| 14                           | 5,285          | 8      | 4,010          | 9                                   | 2,125          | 8      | 4,000          | 1                            | 0     |
| 0                            | 0              | 0      | 0              | 3                                   | 9,495          | 0      | 0              | 0                            | 1     |
| 0                            | 0              | 2      | 900            | 0                                   | 0              | 0      | 0              | 0                            | 43    |
| 0                            | 0              | 0      | 0              | 0                                   | 0              | 0      | 0              | 0                            | 44    |
| 13                           | 33,925         | 28     | 228,630        | 184                                 | 67,969         | 163    | 67,270         | 36                           | 575   |
| 11                           | 1,650          | 17     | 39,175         | 160                                 | 480,758        | 114    | 53,030         | 48                           | 19    |
| 2                            | 1,300          | 1      | 1,000          | 1                                   | 10,000         | 0      | 0              | 14                           | 1     |
| 0                            | 0              | 0      | 0              | 0                                   | 0              | 0      | 0              | 0                            | 48    |
| 8                            | 202,941        | 8      | 17,900         | 285                                 | 87,663         | 321    | 84,489         | 31                           | 292   |
| 0                            | 0              | 0      | 0              | 1                                   | 100            | 0      | 0              | 0                            | 3     |
| 104                          | 40,000         | 101    | 79,600         | 793                                 | 1,263,460      | 439    | 287,341        | 949                          | 520   |
| 3                            | 1,900          | 1      | 225            | 2                                   | 700            | 3      | 2,165          | 1                            | 0     |
| 1                            | 250            | 0      | 0              | 0                                   | 0              | 6      | 3,700          | 0                            | 0     |
| 20                           | 2,865          | 13     | 532,380        | 193                                 | 43,491         | 167    | 46,931         | 23                           | 15    |
| 0                            | 0              | 2      | 1,750          | 20                                  | 14,500         | 7      | 6,600          | 1                            | 16    |
| 0                            | 0              | 0      | 0              | 0                                   | 0              | 0      | 0              | 0                            | 56    |
| 9                            | 980            | 17     | 1,878          | 49                                  | 14,069         | 71     | 30,610         | 2                            | 2     |
| 16                           | 1,830          | 25     | 3,295          | 20                                  | 2,320          | 30     | 5,875          | 7                            | 4     |
| 150                          | 202,706        | 109    | 108,400        | 816                                 | 822,446        | 548    | 262,992        | 209                          | 1,132 |

## Building Construction in 2,707 Cities Reporting to the Bureau

## WEST SOUTH CENTRAL

| State and city          | Total construction |                   |               |                   | New residential buildings |                   |               |                   |
|-------------------------|--------------------|-------------------|---------------|-------------------|---------------------------|-------------------|---------------|-------------------|
|                         | 1943               |                   | 1942          |                   | 1943                      |                   | 1942          |                   |
|                         | Number             | Valuation         | Number        | Valuation         | Number                    | Valuation         | Number        | Valuation         |
| <b>Oklahoma—Con.</b>    |                    | <i>Dollars</i>    |               | <i>Dollars</i>    |                           | <i>Dollars</i>    |               | <i>Dollars</i>    |
| 60 Watonga.....         | 1                  | 275               | 19            | 14,590            | 0                         | 0                 | 5             | 6,300             |
| 61 Woodward.....        | 75                 | 28,809            | 38            | 26,305            | 9                         | 2,935             | 5             | 11,525            |
| 62 Yale.....            | 0                  | 0                 | 0             | 0                 | 0                         | 0                 | 0             | 0                 |
| <b>Texas</b> .....      | <b>37,354</b>      | <b>42,821,232</b> | <b>41,438</b> | <b>67,309,145</b> | <b>10,382</b>             | <b>21,712,315</b> | <b>12,657</b> | <b>33,637,098</b> |
| 63 Abilene.....         | 267                | 243,819           | 327           | 839,751           | 85                        | 80,656            | 164           | 324,074           |
| 64 Alamo.....           | 62                 | 17,870            | 10            | 2,265             | 0                         | 0                 | 0             | 0                 |
| 65 Alamo Heights.....   | 66                 | 49,016            | 147           | 168,862           | 7                         | 27,000            | 28            | 133,850           |
| 66 Alice.....           | 37                 | 7,900             | 38            | 26,840            | 2                         | 1,100             | 12            | 9,210             |
| 67 Amarillo.....        | 538                | 640,733           | 473           | 957,741           | 150                       | 328,388           | 191           | 616,560           |
| 68 Arp.....             | 0                  | 0                 | 0             | 0                 | 0                         | 0                 | 0             | 0                 |
| 69 Asherton.....        | 1                  | 150               | 8             | 2,125             | 0                         | 0                 | 2             | 1,100             |
| 70 Austin.....          | 1,132              | 438,388           | 1,180         | 1,584,024         | 120                       | 77,954            | 226           | 610,163           |
| 71 Beaumont.....        | 1,182              | 351,838           | 2,523         | 4,402,010         | 71                        | 20,768            | 1,152         | 3,781,171         |
| 72 Bellaire.....        | 13                 | 2,599             | 25            | 11,643            | 0                         | 0                 | 2             | 7,200             |
| 73 Bellville.....       | 0                  | 0                 | 0             | 0                 | 0                         | 0                 | 0             | 0                 |
| 74 Big Spring.....      | 268                | 96,380            | 221           | 96,795            | 23                        | 6,899             | 28            | 45,160            |
| 75 Brady.....           | 44                 | 51,408            | 58            | 129,415           | 33                        | 46,218            | 38            | 123,225           |
| 76 Brenham.....         | 9                  | 2,861             | 36            | 65,977            | 1                         | 210               | 10            | 30,000            |
| 77 Brownsville.....     | 340                | 549,194           | 226           | 133,406           | 141                       | 221,375           | 38            | 97,405            |
| 78 Brownwood.....       | 58                 | 28,785            | 315           | 913,708           | 24                        | 6,000             | 209           | 493,485           |
| 79 Bryan.....           | 292                | 166,554           | 257           | 161,445           | 72                        | 37,495            | 76            | 91,910            |
| 80 Burnet.....          | 1                  | 2,000             | 3             | 4,800             | 1                         | 2,000             | 1             | 4,500             |
| 81 Canyon.....          | 5                  | 2,929             | 5             | 5,250             | 0                         | 0                 | 1             | 1,250             |
| 82 Carrizo Springs..... | 53                 | 14,800            | 18            | 10,200            | 45                        | 9,100             | 16            | 7,200             |
| 83 Cleburne.....        | 40                 | 16,510            | 44            | 24,098            | 5                         | 4,750             | 5             | 9,550             |
| 84 Cleveland.....       | 0                  | 0                 | 9             | 10,300            | 0                         | 0                 | 7             | 9,600             |
| 85 College Station..... | 25                 | 42,880            | 13            | 19,295            | 14                        | 40,430            | 5             | 16,750            |
| 86 Corpus Christi.....  | 1,080              | 1,802,063         | 1,419         | 3,350,611         | 339                       | 989,315           | 467           | 1,602,157         |
| 87 Corsicana.....       | 63                 | 33,435            | 137           | 156,749           | 3                         | 835               | 50            | 100,950           |
| 88 Cotulla.....         | 24                 | 13,085            | 21            | 7,637             | 4                         | 1,573             | 2             | 2,800             |
| 89 Crockett.....        | 8                  | 4,340             | 3             | 17,000            | 2                         | 400               | 0             | 0                 |
| 90 Crosbyton.....       | 0                  | 0                 | 1             | 200               | 0                         | 0                 | 0             | 0                 |
| 91 Dalhart.....         | 70                 | 36,715            | 39            | 21,900            | 2                         | 4,000             | 2             | 5,200             |
| 92 *Dallas.....         | 5,772              | 5,879,354         | 6,521         | 6,741,008         | 1,019                     | 2,621,741         | 1,010         | 2,281,661         |
| 93 Del Rio.....         | 330                | 167,213           | 294           | 84,112            | 81                        | 41,285            | 19            | 8,316             |
| 94 Denton.....          | 55                 | 26,185            | 55            | 54,188            | 20                        | 6,155             | 22            | 32,315            |
| 95 Eagle Pass.....      | 144                | 38,811            | 123           | 27,255            | 61                        | 17,615            | 15            | 5,900             |
| 96 Eastland.....        | 9                  | 9,700             | 7             | 7,450             | 2                         | 2,200             | 0             | 0                 |
| 97 El Campo.....        | 41                 | 13,528            | 52            | 21,869            | 0                         | 0                 | 3             | 5,400             |
| 98 *El Paso.....        | 524                | 449,294           | 566           | 2,891,413         | 46                        | 169,450           | 156           | 556,900           |
| 99 Fort Stockton.....   | 40                 | 82,325            | 49            | 92,016            | 16                        | 61,050            | 34            | 85,718            |
| 100 *Fort Worth.....    | 3,682              | 6,797,603         | 3,553         | 6,757,623         | 1,754                     | 4,469,541         | 1,868         | 4,827,923         |
| 101 Freeport.....       | 70                 | 172,679           | 579           | 1,725,742         | 49                        | 143,900           | 505           | 1,678,663         |
| 102 Gainesville.....    | 298                | 205,447           | 159           | 113,828           | 120                       | 43,264            | 94            | 62,975            |
| 103 Galena Park.....    | 341                | 1,202,004         | 210           | 474,275           | 340                       | 1,195,004         | 194           | 469,250           |
| 104 *Galveston.....     | 1,551              | 2,209,375         | 1,280         | 2,667,771         | 716                       | 1,515,633         | 276           | 955,873           |
| 105 Garland.....        | 58                 | 15,330            | 464           | 1,082,820         | 2                         | 1,300             | 411           | 1,041,150         |
| 106 Goliad.....         | 12                 | 11,150            | 8             | 7,200             | 4                         | 4,600             | 4             | 3,100             |
| 107 Goose Creek.....    | 285                | 476,253           | 213           | 110,502           | 161                       | 307,220           | 33            | 73,550            |
| 108 Graham.....         | 21                 | 13,362            | 17            | 18,008            | 6                         | 6,897             | 7             | 11,828            |
| 109 Greenville.....     | 102                | 51,451            | 119           | 56,270            | 10                        | 6,410             | 25            | 26,980            |
| 110 Haskell.....        | 0                  | 0                 | 3             | 13,500            | 0                         | 0                 | 1             | 3,500             |
| 111 Hearne.....         | 65                 | 21,434            | 15            | 3,421             | 58                        | 18,826            | 5             | 1,150             |
| 112 Henderson.....      | 25                 | 20,935            | 11            | 25,800            | 1                         | 200               | 4             | 13,750            |

\*In sample of 257 cities. See text and tables, pp. 15 to 21.

## of Labor Statistics, by City, 1942 and 1943—Continued

STATES—Continued

| New nonresidential buildings |                |        |                | Additions, alterations, and repairs |                |        |                | Number of new dwelling units |        |
|------------------------------|----------------|--------|----------------|-------------------------------------|----------------|--------|----------------|------------------------------|--------|
| 1943                         |                | 1942   |                | 1943                                |                | 1942   |                | 1943                         | 1942   |
| Number                       | Valuation      | Number | Valuation      | Number                              | Valuation      | Number | Valuation      |                              |        |
|                              | <i>Dollars</i> |        | <i>Dollars</i> |                                     | <i>Dollars</i> |        | <i>Dollars</i> |                              |        |
| 1                            | 275            | 11     | 7,440          | 0                                   | 0              | 3      | 850            | 0                            | 5      |
| 12                           | 4,220          | 5      | 1,150          | 54                                  | 21,654         | 28     | 13,630         | 12                           | 5      |
| 0                            | 0              | 0      | 0              | 0                                   | 0              | 0      | 0              | 0                            | 62     |
| 2,518                        | 10,121,429     | 3,079  | 24,564,568     | 24,454                              | 10,987,498     | 25,702 | 9,107,479      | 11,928                       | 13,837 |
| 5                            | 5,382          | 18     | 327,094        | 177                                 | 157,781        | 145    | 188,583        | 85                           | 168    |
| 2                            | 925            | 6      | 1,060          | 60                                  | 16,945         | 4      | 1,205          | 0                            | 0      |
| 0                            | 0              | 1      | 3,000          | 59                                  | 22,016         | 118    | 32,012         | 8                            | 35     |
| 1                            | 3,000          | 8      | 12,150         | 34                                  | 3,800          | 18     | 5,480          | 2                            | 12     |
| 31                           | 38,270         | 36     | 165,900        | 357                                 | 274,075        | 246    | 175,281        | 150                          | 191    |
| 0                            | 0              | 0      | 0              | 0                                   | 0              | 0      | 0              | 0                            | 68     |
| 0                            | 0              | 4      | 800            | 1                                   | 150            | 2      | 225            | 0                            | 2      |
| 165                          | 98,968         | 222    | 468,447        | 847                                 | 261,566        | 732    | 505,414        | 120                          | 223    |
| 41                           | 31,615         | 66     | 237,927        | 1,070                               | 299,455        | 1,305  | 382,912        | 75                           | 1,654  |
| 5                            | 204            | 10     | 806            | 8                                   | 2,395          | 13     | 3,637          | 0                            | 2      |
| 0                            | 0              | 0      | 0              | 0                                   | 0              | 0      | 0              | 0                            | 73     |
| 34                           | 4,740          | 47     | 12,914         | 211                                 | 84,741         | 146    | 38,721         | 23                           | 28     |
| 2                            | 985            | 12     | 3,060          | 9                                   | 4,205          | 8      | 3,130          | 39                           | 38     |
| 2                            | 225            | 5      | 22,950         | 6                                   | 2,426          | 21     | 13,027         | 1                            | 10     |
| 6                            | 276,536        | 20     | 14,915         | 193                                 | 51,283         | 168    | 21,086         | 141                          | 38     |
| 5                            | 8,804          | 42     | 399,898        | 29                                  | 13,981         | 64     | 20,325         | 24                           | 218    |
| 17                           | 28,475         | 27     | 25,885         | 203                                 | 90,584         | 154    | 43,650         | 73                           | 76     |
| 0                            | 0              | 2      | 300            | 0                                   | 0              | 0      | 0              | 1                            | 1      |
| 3                            | 2,400          | 2      | 300            | 2                                   | 529            | 2      | 3,700          | 0                            | 1      |
| 3                            | 4,500          | 2      | 3,000          | 5                                   | 1,200          | 0      | 0              | 45                           | 16     |
| 3                            | 2,300          | 1      | 700            | 32                                  | 9,460          | 38     | 13,848         | 5                            | 5      |
| 0                            | 0              | 1      | 200            | 0                                   | 0              | 1      | 500            | 0                            | 8      |
| 5                            | 1,150          | 1      | 195            | 6                                   | 1,300          | 7      | 2,350          | 14                           | 6      |
| 34                           | 505,239        | 72     | 1,381,268      | 707                                 | 307,509        | 880    | 367,186        | 338                          | 510    |
| 1                            | 4,700          | 18     | 29,935         | 59                                  | 27,900         | 69     | 25,864         | 3                            | 50     |
| 3                            | 7,257          | 7      | 2,030          | 17                                  | 4,255          | 12     | 2,807          | 8                            | 2      |
| 4                            | 3,290          | 2      | 13,000         | 2                                   | 650            | 1      | 4,000          | 2                            | 0      |
| 0                            | 0              | 1      | 200            | 0                                   | 0              | 0      | 0              | 0                            | 0      |
| 11                           | 13,375         | 1      | 200            | 57                                  | 19,340         | 36     | 16,500         | 1                            | 2      |
| 450                          | 1,013,988      | 555    | 2,544,826      | 4,303                               | 2,243,625      | 4,956  | 1,914,521      | 1,430                        | 1,192  |
| 8                            | 11,003         | 47     | 22,228         | 241                                 | 114,925        | 228    | 53,558         | 81                           | 19     |
| 11                           | 7,655          | 15     | 3,700          | 24                                  | 12,375         | 18     | 18,173         | 20                           | 22     |
| 0                            | 1,400          | 27     | 5,215          | 75                                  | 19,796         | 81     | 16,140         | 60                           | 15     |
| 8                            | 0              | 0      | 0              | 7                                   | 7,500          | 7      | 7,450          | 2                            | 0      |
| 17                           | 4,393          | 15     | 5,500          | 24                                  | 9,135          | 34     | 10,969         | 0                            | 3      |
| 79                           | 80,939         | 79     | 2,087,510      | 399                                 | 198,905        | 331    | 247,003        | 47                           | 157    |
| 0                            | 0              | 4      | 1,550          | 24                                  | 21,275         | 11     | 4,748          | 29                           | 35     |
| 317                          | 755,569        | 262    | 1,331,017      | 1,611                               | 1,572,493      | 1,423  | 598,633        | 2,371                        | 1,902  |
| 7                            | 24,553         | 22     | 20,201         | 14                                  | 4,226          | 52     | 26,878         | 49                           | 526    |
| 24                           | 81,107         | 22     | 30,290         | 154                                 | 81,076         | 43     | 20,563         | 119                          | 95     |
| 1                            | 7,000          | 15     | 4,825          | 0                                   | 0              | 1      | 200            | 340                          | 194    |
| 178                          | 125,199        | 182    | 1,230,189      | 657                                 | 568,543        | 822    | 501,709        | 734                          | 312    |
| 5                            | 4,725          | 1      | 700            | 51                                  | 9,305          | 52     | 10,970         | 2                            | 411    |
| 1                            | 300            | 0      | 0              | 7                                   | 6,250          | 4      | 4,100          | 4                            | 106    |
| 10                           | 1,226          | 10     | 1,475          | 114                                 | 167,807        | 170    | 35,477         | 161                          | 33     |
| 5                            | 3,440          | 6      | 1,900          | 10                                  | 3,025          | 4      | 4,280          | 6                            | 7      |
| 11                           | 2,675          | 13     | 2,495          | 81                                  | 42,366         | 81     | 27,795         | 10                           | 25     |
| 0                            | 0              | 1      | 5,000          | 0                                   | 0              | 1      | 5,000          | 0                            | 1      |
| 0                            | 0              | 0      | 0              | 7                                   | 2,608          | 10     | 2,271          | 57                           | 5      |
| 3                            | 12,750         | 5      | 11,250         | 21                                  | 7,985          | 2      | 800            | 1                            | 4      |

## Building Construction in 2,707 Cities Reporting to the Bureau

WEST SOUTH

| State and city           | Total construction |                |        |                | New residential buildings |                |        |                |
|--------------------------|--------------------|----------------|--------|----------------|---------------------------|----------------|--------|----------------|
|                          | 1943               |                | 1942   |                | 1943                      |                | 1942   |                |
|                          | Number             | Valuation      | Number | Valuation      | Number                    | Valuation      | Number | Valuation      |
| <b>Texas—Continued.</b>  |                    | <i>Dollars</i> |        | <i>Dollars</i> |                           | <i>Dollars</i> |        | <i>Dollars</i> |
| 113 Hereford.....        | 0                  | 0              | 6      | 5,680          | 0                         | 0              | 1      | 3,000          |
| 114 Highland Park.....   | 170                | 272,938        | 233    | 109,386        | 4                         | 212,000        | 4      | 26,500         |
| 115 *Houston.....        | 2,733              | 6,273,011      | 2,525  | 15,784,225     | 1,473                     | 3,628,127      | 1,307  | 4,005,129      |
| 116 Huntsville.....      | 10                 | 27,105         | -4     | 43,683         | 7                         | 4,250          | 0      | 0              |
| 117 Irving.....          | 3                  | 2,850          | 8      | 15,400         | 1                         | 1,000          | 8      | 15,400         |
| 118 Kaufman.....         | 6                  | 4,300          | 1      | 300            | 0                         | 0              | 1      | 300            |
| 119 Kenedy.....          | 14                 | 5,215          | 11     | 6,165          | 0                         | 0              | 2      | 2,000          |
| 120 Kerrville.....       | 40                 | 58,768         | 39     | 32,850         | 0                         | 0              | 8      | 24,450         |
| 121 Lamesa.....          | 17                 | 48,750         | 14     | 55,750         | 15                        | 48,000         | 4      | 6,100          |
| 122 Lampasas.....        | 47                 | 11,416         | 60     | 22,676         | 20                        | 4,023          | 9      | 8,460          |
| 123 La Porte.....        | 12                 | 112,415        | 17     | 17,400         | 6                         | 950            | 8      | 13,050         |
| 124 Laredo.....          | 508                | 583,350        | 86     | 84,398         | 411                       | 539,880        | 54     | 57,560         |
| 125 Levelland.....       | 57                 | 31,872         | 59     | 49,188         | 2                         | 1,600          | 41     | 38,738         |
| 126 Liberty.....         | 14                 | 9,550          | 8      | 3,300          | 3                         | 940            | 2      | 1,700          |
| 127 Livingston.....      | 8                  | 3,800          | 5      | 2,650          | 1                         | 1,400          | 2      | 1,200          |
| 128 Lubbock.....         | 748                | 268,269        | 913    | 1,687,242      | 45                        | 13,517         | 308    | 909,699        |
| 129 Lufkin.....          | 155                | 76,461         | 164    | 131,284        | 22                        | 52,770         | 34     | 75,725         |
| 130 McAllen.....         | 278                | 98,063         | 233    | 147,760        | 68                        | 12,735         | 83     | 114,915        |
| 131 McCamey.....         | 3                  | 425            | 4      | 12,550         | 0                         | 0              | 2      | 8,000          |
| 132 Marshall.....        | 741                | 338,159        | 863    | 206,136        | 213                       | 288,481        | 98     | 88,141         |
| 133 Midland.....         | 80                 | 60,545         | 129    | 282,920        | 17                        | 11,840         | 59     | 194,825        |
| 134 Mineola.....         | 35                 | 12,287         | 23     | 33,540         | 6                         | 5,850          | 4      | 14,750         |
| 135 Mineral Wells.....   | 84                 | 65,365         | 168    | 689,078        | 38                        | 36,025         | 134    | 323,545        |
| 136 Mission.....         | 101                | 31,785         | 109    | 121,043        | 27                        | 5,430          | 41     | 90,702         |
| 137 Mount Pleasant.....  | 4                  | 2,160          | 24     | 28,917         | 1                         | 200            | 11     | 19,859         |
| 138 Nacogdoches.....     | 8                  | 9,800          | 16     | 29,715         | 0                         | 0              | 7      | 5,025          |
| 139 New Braunfels.....   | 113                | 18,542         | 75     | 38,229         | 18                        | 5,020          | 14     | 23,750         |
| 140 Paducah.....         | 4                  | 910            | 3      | 2,325          | 1                         | 250            | 0      | 0              |
| 141 Pampa.....           | 136                | 236,750        | 28     | 77,150         | 72                        | 188,000        | 7      | 31,300         |
| 142 Paris.....           | 290                | 293,304        | 244    | 225,692        | 181                       | 212,375        | 92     | 103,715        |
| 143 Pasadena.....        | 260                | 510,151        | 480    | 1,504,799      | 242                       | 504,676        | 451    | 1,399,123      |
| 144 Pelly.....           | 60                 | 29,365         | 88     | 107,748        | 19                        | 18,200         | 55     | 99,050         |
| 145 Pilot Point.....     | 28                 | 6,475          | 28     | 13,175         | 1                         | 200            | 1      | 600            |
| 146 Plainview.....       | 28                 | 35,880         | 16     | 15,465         | 2                         | 1,600          | 1      | 1,000          |
| 147 Port Arthur.....     | 539                | 188,138        | 813    | 362,883        | 67                        | 55,052         | 73     | 170,542        |
| 148 Quanah.....          | 3                  | 885            | 4      | 11,000         | 0                         | 0              | 1      | 600            |
| 149 Ranger.....          | 1                  | 500            | 4      | 2,300          | 1                         | 500            | 0      | 0              |
| 150 Robstown.....        | 28                 | 16,630         | 45     | 15,958         | 19                        | 4,105          | 11     | 7,560          |
| 151 Rosebud.....         | 120                | 18,965         | 47     | 15,250         | 1                         | 78             | 1      | 2,500          |
| 152 Rosenberg.....       | 3                  | 450            | 9      | 7,070          | 3                         | 450            | 3      | 5,000          |
| 153 San Angelo.....      | 441                | 195,305        | 453    | 269,634        | 83                        | 77,023         | 85     | 170,993        |
| 154 *San Antonio.....    | 7,617              | 3,570,971      | 9,182  | 5,498,332      | 844                       | 1,578,313      | 1,381  | 3,351,870      |
| 155 Sanger.....          | 12                 | 3,970          | 20     | 2,520          | 2                         | 3,000          | 0      | 0              |
| 156 San Juan.....        | 81                 | 8,584          | 31     | 2,164          | 17                        | 2,435          | 0      | 0              |
| 157 Seminole.....        | 0                  | 0              | 0      | 0              | 0                         | 0              | 0      | 0              |
| 158 South Houston.....   | 9                  | 2,355          | 39     | 75,548         | 4                         | 1,000          | 32     | 74,500         |
| 159 Spur.....            | 0                  | 0              | 1      | 500            | 0                         | 0              | 0      | 0              |
| 160 Sweetwater.....      | 188                | 107,005        | 151    | 67,503         | 42                        | 69,950         | 14     | 35,324         |
| 161 Tahoka.....          | 6                  | 46,560         | 3      | 3,100          | 0                         | 0              | 1      | 1,500          |
| 162 Taylor.....          | 72                 | 20,924         | 61     | 42,168         | 6                         | 1,550          | 6      | 7,770          |
| 163 Temple.....          | 171                | 345,172        | 169    | 448,004        | 140                       | 226,779        | 112    | 249,255        |
| 164 Texas City.....      | 501                | 5,187,872      | 219    | 901,748        | 386                       | 1,068,712      | 142    | 331,085        |
| 165 Trinity.....         | 7                  | 3,485          | 7      | 2,908          | 5                         | 2,560          | 1      | 675            |
| 166 Tulla.....           | 10                 | 5,675          | 11     | 4,475          | 1                         | 300            | 1      | 625            |
| 167 Turkey.....          | 0                  | 0              | 0      | 0              | 0                         | 0              | 0      | 0              |
| 168 Tyler.....           | 480                | 128,022        | 422    | 180,559        | 17                        | 5,687          | 40     | 50,010         |
| 169 University Park..... | 72                 | 28,853         | 171    | 394,720        | 1                         | 3,500          | 78     | 348,000        |
| 170 Uvalde.....          | 35                 | 14,935         | 56     | 62,060         | 12                        | 6,040          | 29     | 50,517         |
| 171 Vernon.....          | 13                 | 8,750          | 15     | 13,700         | 2                         | 2,000          | 13     | 12,700         |
| 172 Waco.....            | 531                | 549,118        | 424    | 547,155        | 106                       | 204,025        | 180    | 351,966        |

\* In sample of 257 cities. See text and tables, pp. 15 to 21.



## of Labor Statistics, by City, 1942 and 1943—Continued

## CENTRAL STATES—Continued

| New nonresidential buildings |           |        |            | Additions, alterations, and repairs |           |        |           | Number of new dwelling units |       |     |
|------------------------------|-----------|--------|------------|-------------------------------------|-----------|--------|-----------|------------------------------|-------|-----|
| 1943                         |           | 1942   |            | 1943                                |           | 1942   |           | 1943                         | 1942  |     |
| Number                       | Valuation | Number | Valuation  | Number                              | Valuation | Number | Valuation |                              |       |     |
|                              | Dollars   |        | Dollars    |                                     | Dollars   |        | Dollars   |                              |       |     |
| 0                            | 0         | 3      | 1,480      | 0                                   | 0         | 2      | 1,200     | 0                            | 1     | 113 |
| 0                            | 0         | 0      | 0          | 166                                 | 60,938    | 229    | 82,886    | 72                           | 4     | 114 |
| 110                          | 1,333,725 | 144    | 11,100,930 | 1,150                               | 1,311,159 | 1,074  | 678,166   | 1,563                        | 1,400 | 115 |
| 2                            | 19,855    | 2      | 15,683     | 1                                   | 3,000     | 2      | 28,000    | 7                            | 0     | 116 |
| 2                            | 1,850     | 0      | 0          | 0                                   | 0         | 0      | 0         | 1                            | 9     | 117 |
| 0                            | 0         | 0      | 0          | 6                                   | 4,300     | 0      | 0         | 0                            | 1     | 118 |
| 0                            | 0         | 0      | 0          | 14                                  | 5,215     | 9      | 4,165     | 0                            | 2     | 119 |
| 6                            | 1,259     | 1      | 400        | 34                                  | 37,509    | 30     | 8,000     | 0                            | 15    | 120 |
| 1                            | 600       | 3      | 13,900     | 1                                   | 150       | 7      | 35,750    | 15                           | 4     | 121 |
| 5                            | 865       | 22     | 5,976      | 22                                  | 6,528     | 29     | 8,240     | 20                           | 8     | 122 |
| 4                            | 91,115    | 3      | 3,175      | 2                                   | 20,350    | 6      | 1,175     | 6                            | 8     | 123 |
| 0                            | 0         | 6      | 19,116     | 97                                  | 43,470    | 26     | 7,720     | 442                          | 57    | 124 |
| 17                           | 15,335    | 0      | 5,500      | 38                                  | 14,937    | 12     | 4,950     | 2                            | 41    | 125 |
| 7                            | 7,150     | 2      | 550        | 4                                   | 1,460     | 4      | 1,050     | 3                            | 2     | 126 |
| 2                            | 950       | 2      | 950        | 5                                   | 1,450     | 1      | 500       | 1                            | 2     | 127 |
| 81                           | 79,946    | 102    | 520,945    | 622                                 | 174,806   | 503    | 256,598   | 46                           | 309   | 128 |
| 14                           | 10,858    | 30     | 33,400     | 119                                 | 12,833    | 100    | 22,159    | 21                           | 34    | 129 |
| 29                           | 41,780    | 28     | 20,955     | 181                                 | 43,548    | 122    | 11,890    | 68                           | 83    | 130 |
| 0                            | 0         | 0      | 0          | 3                                   | 425       | 2      | 4,550     | 0                            | 2     | 131 |
| 82                           | 3,813     | 111    | 39,174     | 446                                 | 45,865    | 654    | 78,821    | 213                          | 100   | 132 |
| 6                            | 21,700    | 12     | 45,700     | 57                                  | 27,005    | 58     | 42,395    | 17                           | 59    | 133 |
| 3                            | 1,450     | 5      | 4,500      | 26                                  | 4,987     | 14     | 14,290    | 6                            | 4     | 134 |
| 5                            | 16,610    | 14     | 356,873    | 41                                  | 12,730    | 20     | 8,660     | 38                           | 134   | 135 |
| 6                            | 4,845     | 33     | 22,236     | 68                                  | 21,510    | 35     | 8,105     | 27                           | 43    | 136 |
| 1                            | 1,250     | 5      | 1,649      | 2                                   | 700       | 8      | 7,409     | 1                            | 11    | 137 |
| 5                            | 7,800     | 8      | 24,515     | 3                                   | 2,000     | 1      | 175       | 0                            | 7     | 138 |
| 18                           | 3,039     | 9      | 2,479      | 77                                  | 10,483    | 52     | 12,060    | 17                           | 14    | 139 |
| 1                            | 250       | 2      | 2,200      | 2                                   | 410       | 1      | 125       | 2                            | 0     | 140 |
| 4                            | 3,950     | 5      | 6,250      | 60                                  | 44,800    | 16     | 39,600    | 79                           | 7     | 141 |
| 6                            | 18,299    | 23     | 70,440     | 103                                 | 32,630    | 129    | 51,537    | 181                          | 92    | 142 |
| 13                           | 4,375     | 12     | 94,491     | 5                                   | 1,100     | 17     | 11,185    | 242                          | 454   | 143 |
| 5                            | 770       | 1      | 250        | 36                                  | 10,395    | 32     | 8,448     | 19                           | 55    | 144 |
| 7                            | 1,835     | 7      | 3,375      | 18                                  | 4,440     | 20     | 9,200     | 1                            | 1     | 145 |
| 8                            | 19,925    | 5      | 9,010      | 18                                  | 14,355    | 10     | 5,455     | 2                            | 1     | 146 |
| 69                           | 10,682    | 90     | 68,584     | 403                                 | 122,404   | 650    | 123,757   | 68                           | 79    | 147 |
| 2                            | 585       | 1      | 400        | 1                                   | 300       | 2      | 10,000    | 0                            | 1     | 148 |
| 0                            | 0         | 1      | 1,000      | 0                                   | 0         | 3      | 1,300     | 1                            | 0     | 149 |
| 5                            | 9,000     | 29     | 6,550      | 4                                   | 3,525     | 5      | 1,848     | 19                           | 11    | 150 |
| 1                            | 112       | 5      | 1,500      | 118                                 | 18,775    | 41     | 11,250    | 1                            | 1     | 151 |
| 0                            | 0         | 6      | 2,070      | 0                                   | 0         | 0      | 0         | 3                            | 3     | 152 |
| 88                           | 65,185    | 88     | 31,836     | 270                                 | 53,097    | 280    | 66,805    | 105                          | 86    | 153 |
| 182                          | 673,285   | 148    | 600,607    | 6,591                               | 1,319,373 | 7,653  | 1,545,855 | 1,040                        | 1,537 | 154 |
| 2                            | 85        | 3      | 245        | 8                                   | 885       | 17     | 2,275     | 4                            | 0     | 155 |
| 4                            | 725       | 1      | 175        | 60                                  | 5,404     | 30     | 1,989     | 17                           | 0     | 156 |
| 0                            | 0         | 0      | 0          | 0                                   | 0         | 0      | 0         | 0                            | 0     | 157 |
| 5                            | 1,355     | 5      | 748        | 0                                   | 0         | 2      | 300       | 4                            | 32    | 158 |
| 0                            | 0         | 0      | 0          | 0                                   | 0         | 1      | 500       | 0                            | 0     | 159 |
| 6                            | 1,175     | 9      | 3,470      | 138                                 | 35,880    | 128    | 28,709    | 42                           | 15    | 160 |
| 2                            | 41,000    | 0      | 0          | 4                                   | 5,560     | 2      | 1,600     | 0                            | 1     | 161 |
| 7                            | 1,156     | 5      | 17,470     | 59                                  | 18,218    | 50     | 16,928    | 6                            | 7     | 162 |
| 9                            | 93,159    | 13     | 170,099    | 22                                  | 25,234    | 44     | 28,650    | 140                          | 112   | 163 |
| 38                           | 4,094,315 | 13     | 552,960    | 77                                  | 24,845    | 64     | 17,703    | 444                          | 181   | 164 |
| 0                            | 0         | 0      | 0          | 2                                   | 925       | 6      | 2,233     | 5                            | 1     | 165 |
| 0                            | 0         | 8      | 1,450      | 9                                   | 5,375     | 2      | 2,400     | 1                            | 1     | 166 |
| 0                            | 0         | 0      | 0          | 0                                   | 0         | 0      | 0         | 0                            | 0     | 167 |
| 32                           | 12,440    | 46     | 53,156     | 431                                 | 109,915   | 336    | 77,393    | 17                           | 40    | 168 |
| 1                            | 175       | 4      | 22,050     | 70                                  | 25,178    | 89     | 24,670    | 1                            | 97    | 169 |
| 2                            | 1,550     | 0      | 0          | 21                                  | 7,345     | 27     | 11,543    | 12                           | 29    | 170 |
| 0                            | 0         | 0      | 0          | 11                                  | 6,750     | 2      | 1,000     | 2                            | 13    | 171 |
| 49                           | 111,396   | 23     | 114,235    | 376                                 | 233,697   | 221    | 80,954    | 106                          | 182   | 172 |

## Building Construction in 2,707 Cities Reporting to the Bureau

## WEST SOUTH

| State and city          | Total construction |                |        |                | New residential buildings |                |        |                |
|-------------------------|--------------------|----------------|--------|----------------|---------------------------|----------------|--------|----------------|
|                         | 1943               |                | 1942   |                | 1943                      |                | 1942   |                |
|                         | Number             | Valuation      | Number | Valuation      | Number                    | Valuation      | Number | Valuation      |
| <b>Texas—Continued.</b> |                    | <i>Dollars</i> |        | <i>Dollars</i> |                           | <i>Dollars</i> |        | <i>Dollars</i> |
| 173 Waxahachie.....     | 66                 | 33,650         | 49     | 29,175         | 6                         | 2,050          | 5      | 7,600          |
| 174 Weslaco.....        | 61                 | 63,925         | 65     | 18,200         | 24                        | 2,960          | 6      | 2,140          |
| 175 Wichita Falls.....  | 333                | 280,799        | 351    | 641,807        | 67                        | 56,170         | 171    | 447,683        |
| 176 Yoakum.....         | 60                 | 10,043         | 78     | 30,709         | 0                         | 0              | 0      | 0              |

## MOUNTAIN

| Total (151 cities)            | 20,597       | 28,833,591       | 21,966       | 93,233,424        | 5,190      | 17,991,151       | 6,774      | 20,562,256       |
|-------------------------------|--------------|------------------|--------------|-------------------|------------|------------------|------------|------------------|
| Percent of change             | -6.2         | -69.1            |              |                   | -23.4      | -12.5            |            |                  |
| <b>Arizona</b> .....          | <b>2,625</b> | <b>4,463,842</b> | <b>2,342</b> | <b>19,044,994</b> | <b>847</b> | <b>2,498,415</b> | <b>651</b> | <b>2,148,471</b> |
| 1 Casa Grande.....            | 15           | 8,900            | 21           | 16,725            | 7          | 5,300            | 7          | 8,050            |
| 2 Flagstaff.....              | 241          | 548,665          | 84           | 68,734            | 224        | 519,334          | 28         | 24,779           |
| 3 Florence.....               | 32           | 129,700          | 6            | 7,050             | 28         | 128,100          | 1          | 3,500            |
| 4 Glendale.....               | 38           | 10,555           | 99           | 207,937           | 17         | 7,725            | 63         | 196,785          |
| 5 Globe <sup>1</sup> .....    | 140          | 27,074           | 68           | 22,071            | 0          | 0                | 10         | 12,075           |
| 6 Mesa.....                   | 96           | 229,272          | 171          | 292,066           | 15         | 32,774           | 87         | 240,170          |
| 7 Nogales.....                | 27           | 37,208           | 49           | 36,232            | 0          | 0                | 0          | 0                |
| 8 *Phoenix.....               | 786          | 1,917,890        | 634          | 16,856,728        | 186        | 848,349          | 217        | 810,055          |
| 9 Prescott.....               | 87           | 23,723           | 151          | 53,063            | 1          | 199              | 1          | 500              |
| 10 Safford <sup>1</sup> ..... | 21           | 5,650            | 23           | 24,425            | 1          | 200              | 10         | 13,300           |
| 11 Tucson.....                | 737          | 962,724          | 857          | 1,337,456         | 137        | 450,400          | 206        | 791,675          |
| 12 Wickenburg.....            | 48           | 21,381           | 21           | 6,531             | 4          | 11,650           | 0          | 0                |
| 13 Williams.....              | 14           | 1,350            | 4            | 13,650            | 0          | 0                | 0          | 0                |
| 14 Winslow.....               | 205          | 373,477          | 49           | 50,290            | 186        | 369,324          | 12         | 30,345           |
| 15 Yuma.....                  | 143          | 166,273          | 105          | 51,986            | 41         | 125,060          | 9          | 17,254           |
| <b>Colorado</b> .....         | <b>7,089</b> | <b>4,468,217</b> | <b>7,864</b> | <b>27,404,943</b> | <b>314</b> | <b>1,217,586</b> | <b>957</b> | <b>2,884,509</b> |
| 16 Animas City.....           | 12           | 2,745            | 2            | 700               | 2          | 800              | 1          | 500              |
| 17 Arvada.....                | 16           | 6,775            | 18           | 26,275            | 0          | 0                | 4          | 21,000           |
| 18 Boulder.....               | 145          | 38,542           | 124          | 171,809           | 0          | 0                | 15         | 57,000           |
| 19 Brighton.....              | 8            | 4,300            | 3            | 2,300             | 4          | 150              | 0          | 0                |
| 20 *Colorado Springs.....     | 798          | 686,719          | 465          | 395,519           | 30         | 112,310          | 22         | 59,775           |
| 21 Crested Butte.....         | 0            | 0                | 4            | 450               | 0          | 0                | 0          | 0                |
| 22 Delta.....                 | 4            | 4,237            | 10           | 3,250             | 1          | 200              | 5          | 1,500            |
| 23 *Denver.....               | 4,097        | 2,688,212        | 4,995        | 25,342,415        | 181        | 805,400          | 564        | 1,891,487        |
| 24 Dolores.....               | 19           | 4,174            | 17           | 2,091             | 0          | 0                | 0          | 0                |
| 25 Durango.....               | 16           | 6,875            | 25           | 7,690             | 0          | 0                | 0          | 0                |
| 26 Eaton.....                 | 0            | 0                | 1            | 200               | 0          | 0                | 0          | 0                |
| 27 Edgewater.....             | 13           | 3,243            | 23           | 35,150            | 0          | 0                | 10         | 33,450           |
| 28 Englewood.....             | 278          | 32,312           | 297          | 163,933           | 5          | 1,200            | 40         | 115,754          |
| 29 Fort Collins.....          | 409          | 60,890           | 339          | 56,911            | 0          | 0                | 0          | 0                |
| 30 Fort Morgan.....           | 52           | 10,321           | 72           | 13,761            | 0          | 0                | 0          | 0                |
| 31 Glenwood Springs.....      | 3            | 475              | 4            | 7,150             | 0          | 0                | 2          | 6,000            |
| 32 Golden.....                | 39           | 7,340            | 33           | 29,212            | 1          | 2,000            | 5          | 15,000           |
| 33 Grand Junction.....        | 250          | 64,662           | 186          | 64,589            | 0          | 0                | 3          | 17,000           |
| 34 Greeley.....               | 107          | 63,350           | 90           | 73,309            | 1          | 380              | 3          | 7,200            |
| 35 Gunnison.....              | 14           | 2,065            | 29           | 43,065            | 0          | 0                | 2          | 1,000            |
| 36 Haxtum.....                | 6            | 1,850            | 7            | 3,600             | 0          | 0                | 0          | 0                |
| 37 Julesburg.....             | 18           | 4,800            | 13           | 29,050            | 0          | 0                | 2          | 10,000           |
| 38 Lafayette.....             | 11           | 5,700            | 6            | 705               | 2          | 1,600            | 0          | 0                |
| 39 La Junta.....              | 57           | 190,125          | 18           | 54,975            | 29         | 78,200           | 1          | 800              |
| 40 Longmont.....              | 73           | 17,457           | 44           | 7,536             | 0          | 0                | 0          | 0                |
| 41 Milliken.....              | 1            | 500              | 0            | 0                 | 0          | 0                | 0          | 0                |
| 42 Monte Vista.....           | 98           | 14,687           | 69           | 14,296            | 4          | 1,110            | 0          | 0                |
| 43 Montrose.....              | 4            | 602              | 4            | 12,200            | 0          | 0                | 3          | 6,200            |
| 44 *Pueblo.....               | 480          | 536,275          | 886          | 815,554           | 53         | 213,936          | 273        | 637,843          |
| 45 Sterling.....              | 30           | 4,909            | 27           | 5,890             | 1          | 250              | 0          | 0                |

\*In sample of 257 cities. See text and tables, pp. 15 to 21.

<sup>1</sup>Includes 11 months only in 1943.<sup>2</sup>Includes 11 months only in 1942.

of Labor Statistics, by City, 1942 and 1943—Continued

CENTRAL STATES—Continued

| New nonresidential buildings |           |        |           | Additions, alterations, and repairs |           |        |           | Number of new dwelling units |      |
|------------------------------|-----------|--------|-----------|-------------------------------------|-----------|--------|-----------|------------------------------|------|
| 1943                         |           | 1942   |           | 1943                                |           | 1942   |           | 1943                         | 1942 |
| Number                       | Valuation | Number | Valuation | Number                              | Valuation | Number | Valuation |                              |      |
|                              | Dollars   |        | Dollars   |                                     | Dollars   |        | Dollars   |                              |      |
| 5                            | 15,025    | 2      | 450       | 55                                  | 16,575    | 42     | 21,125    | 6                            | 5    |
| 5                            | 53,460    | 35     | 4,605     | 32                                  | 7,505     | 24     | 11,455    | 24                           | 6    |
| 36                           | 40,203    | 21     | 41,766    | 230                                 | 184,426   | 159    | 152,358   | 67                           | 175  |
| 0                            | 0         | 2      | 5,025     | 60                                  | 10,043    | 76     | 25,684    | 0                            | 0    |

STATES

|       |           |       |            |        |           |        |           |       |       |
|-------|-----------|-------|------------|--------|-----------|--------|-----------|-------|-------|
| 3,064 | 4,396,892 | 2,827 | 66,766,107 | 12,343 | 6,445,548 | 12,365 | 5,905,061 | 6,342 | 7,254 |
| +8.4  | -93.4     |       |            | - .2   | +9.2      |        |           | -12.6 |       |
| 190   | 854,684   | 268   | 16,099,856 | 1,588  | 1,110,743 | 1,423  | 796,667   | 1,084 | 706   |
| 6     | 2,100     | 6     | 6,225      | 2      | 1,500     | 8      | 2,450     | 7     | 7     |
| 11    | 16,334    | 48    | 38,625     | 6      | 12,997    | 8      | 5,330     | 224   | 28    |
| 0     | 0         | 2     | 400        | 4      | 1,600     | 3      | 3,150     | 36    | 1     |
| 0     | 0         | 5     | 1,650      | 16     | 2,830     | 31     | 9,539     | 17    | 63    |
| 0     | 0         | 4     | 1,050      | 140    | 27,074    | 54     | 8,946     | 0     | 9     |
| 15    | 171,467   | 18    | 29,285     | 66     | 25,031    | 66     | 22,641    | 29    | 87    |
| 1     | 10,000    | 2     | 850        | 26     | 27,208    | 47     | 35,382    | 0     | 0     |
| 73    | 562,470   | 78    | 15,823,457 | 527    | 507,071   | 339    | 223,216   | 384   | 264   |
| 3     | 8,192     | 5     | 877        | 33     | 15,332    | 145    | 51,686    | 1     | 1     |
| 5     | 605       | 7     | 7,325      | 15     | 4,845     | 6      | 3,800     | 1     | 10    |
| 52    | 78,471    | 77    | 170,412    | 548    | 433,853   | 574    | 375,369   | 187   | 215   |
| 4     | 575       | 4     | 2,450      | 40     | 9,156     | 17     | 4,081     | 5     | 0     |
| 10    | 850       | 2     | 12,400     | 4      | 500       | 2      | 1,250     | 0     | 0     |
| 2     | 350       | 1     | 500        | 17     | 3,808     | 36     | 19,445    | 163   | 12    |
| 8     | 3,270     | 9     | 4,350      | 94     | 37,943    | 87     | 30,382    | 40    | 9     |
| 1,026 | 815,840   | 817   | 22,656,971 | 5,749  | 2,434,841 | 6,090  | 1,984,463 | 362   | 1,055 |
| 5     | 920       | 0     | 0          | 5      | 1,025     | 1      | 200       | 2     | 1     |
| 2     | 260       | 3     | 1,200      | 14     | 6,515     | 11     | 4,075     | 0     | 4     |
| 15    | 2,820     | 23    | 71,660     | 130    | 35,722    | 86     | 43,149    | 0     | 15    |
| 2     | 150       | 3     | 2,300      | 2      | 4,000     | 0      | 0         | 4     | 0     |
| 127   | 17,607    | 82    | 173,337    | 641    | 556,802   | 361    | 162,407   | 30    | 26    |
| 0     | 0         | 0     | 0          | 0      | 0         | 4      | 450       | 0     | 0     |
| 1     | 1,800     | 0     | 0          | 2      | 2,237     | 5      | 1,750     | 1     | 5     |
| 426   | 668,693   | 398   | 22,143,109 | 3,490  | 1,214,119 | 4,033  | 1,307,819 | 181   | 640   |
| 7     | 880       | 1     | 65         | 12     | 3,294     | 16     | 2,026     | 0     | 0     |
| 2     | 3,150     | 7     | 1,450      | 14     | 3,725     | 18     | 6,240     | 0     | 0     |
| 0     | 0         | 1     | 200        | 0      | 0         | 0      | 0         | 0     | 0     |
| 5     | 930       | 5     | 360        | 8      | 2,313     | 8      | 1,340     | 0     | 11    |
| 119   | 8,932     | 64    | 14,057     | 154    | 22,180    | 193    | 34,122    | 5     | 42    |
| 0     | 0         | 8     | 985        | 409    | 60,890    | 331    | 55,926    | 0     | 0     |
| 14    | 5,211     | 4     | 1,350      | 38     | 5,110     | 68     | 12,411    | 0     | 0     |
| 2     | 400       | 1     | 350        | 1      | 75        | 1      | 800       | 0     | 3     |
| 33    | 2,060     | 11    | 9,225      | 5      | 3,280     | 17     | 4,987     | 0     | 5     |
| 52    | 5,601     | 42    | 8,726      | 198    | 59,061    | 141    | 38,863    | 0     | 3     |
| 56    | 39,800    | 31    | 17,050     | 50     | 23,170    | 56     | 49,059    | 0     | 3     |
| 6     | 470       | 13    | 38,975     | 8      | 1,595     | 14     | 3,090     | 0     | 2     |
| 4     | 1,200     | 4     | 2,700      | 2      | 650       | 3      | 900       | 0     | 0     |
| 0     | 0         | 0     | 0          | 18     | 4,800     | 11     | 19,050    | 0     | 2     |
| 5     | 2,050     | 4     | 305        | 4      | 2,050     | 2      | 400       | 2     | 0     |
| 3     | 30,000    | 2     | 525        | 25     | 81,925    | 15     | 53,650    | 29    | 1     |
| 25    | 3,700     | 11    | 1,740      | 48     | 13,757    | 33     | 5,796     | 0     | 0     |
| 0     | 0         | 0     | 0          | 1      | 500       | 0      | 0         | 0     | 0     |
| 22    | 1,902     | 17    | 1,832      | 72     | 11,675    | 52     | 12,464    | 4     | 0     |
| 0     | 0         | 1     | 6,000      | 4      | 602       | 0      | 0         | 0     | 3     |
| 60    | 11,969    | 48    | 31,585     | 367    | 310,370   | 565    | 146,126   | 103   | 287   |
| 15    | 2,525     | 13    | 2,450      | 14     | 2,134     | 14     | 3,440     | 1     | 0     |

## Building Construction in 2,707 Cities Reporting to the Bureau

MOUNTAIN

| State and city                       | Total construction |                  |              |                  | New residential buildings |                |            |                  |
|--------------------------------------|--------------------|------------------|--------------|------------------|---------------------------|----------------|------------|------------------|
|                                      | 1943               |                  | 1942         |                  | 1943                      |                | 1942       |                  |
|                                      | Number             | Valuation        | Number       | Valuation        | Number                    | Valuation      | Number     | Valuation        |
| <b>Colorado—Con.</b>                 |                    | <i>Dollars</i>   |              | <i>Dollars</i>   |                           | <i>Dollars</i> |            | <i>Dollars</i>   |
| 46 Trinidad.....                     | 8                  | 1,800            | 36           | 18,308           | 0                         | 0              | 2          | 3,000            |
| 47 Windsor.....                      | 23                 | 2,275            | 17           | 3,050            | 0                         | 0              | 0          | 0                |
| <b>Idaho.....</b>                    | <b>2,032</b>       | <b>1,406,359</b> | <b>1,068</b> | <b>987,870</b>   | <b>194</b>                | <b>616,919</b> | <b>101</b> | <b>217,375</b>   |
| 48 Blackfoot.....                    | 24                 | 5,745            | 17           | 10,600           | 1                         | 2,000          | 1          | 3,800            |
| 49 Boise City.....                   | 513                | 221,895          | 483          | 247,897          | 8                         | 49,500         | 13         | 45,235           |
| 50 Buhl.....                         | 23                 | 7,735            | 17           | 12,410           | 0                         | 0              | 1          | 300              |
| 51 Caldwell.....                     | 57                 | 43,495           | 57           | 78,195           | 3                         | 1,450          | 8          | 24,750           |
| 52 Coeur d'Alene.....                | 235                | 349,813          | 119          | 71,755           | 83                        | 189,419        | 39         | 31,700           |
| 53 Glens Ferry.....                  | 0                  | 0                | 0            | 0                | 0                         | 0              | 0          | 0                |
| 54 Grangeville.....                  | 23                 | 5,270            | 6            | 6,375            | 0                         | 0              | 2          | 6,000            |
| 55 Idaho Falls.....                  | 114                | 65,165           | 87           | 162,471          | 0                         | 0              | 9          | 26,390           |
| 56 Lewiston.....                     | 338                | 63,090           | 208          | 95,192           | 0                         | 0              | 2          | 6,000            |
| 57 Mullan.....                       | 0                  | 0                | 6            | 2,400            | 0                         | 0              | 0          | 0                |
| 58 Nampa.....                        | 167                | 24,528           | 226          | 41,375           | 0                         | 0              | 2          | 5,000            |
| 59 New Plymouth.....                 | 6                  | 2,210            | 4            | 515              | 2                         | 1,050          | 0          | 0                |
| 60 Payette.....                      | 68                 | 15,014           | 58           | 13,521           | 0                         | 0              | 1          | 600              |
| 61 Pocatello.....                    | 225                | 428,659          | 171          | 128,100          | 96                        | 372,700        | 12         | 44,500           |
| 62 Preston.....                      | 2                  | 20,900           | 0            | 0                | 0                         | 0              | 0          | 0                |
| 63 Priest River.....                 | 0                  | 0                | 0            | 0                | 0                         | 0              | 0          | 0                |
| 64 St. Anthony.....                  | 5                  | 1,840            | 9            | 2,965            | 0                         | 0              | 1          | 500              |
| 65 Sandpoint.....                    | 44                 | 40,600           | 16           | 5,116            | 0                         | 0              | 0          | 0                |
| 66 Shelley.....                      | 9                  | 4,300            | 7            | 9,450            | 0                         | 0              | 2          | 8,000            |
| 67 Shoshone <sup>2</sup> .....       | 0                  | 0                | 0            | 0                | 0                         | 0              | 0          | 0                |
| 68 Spirit Lake.....                  | 2                  | 255              | 0            | 0                | 0                         | 0              | 0          | 0                |
| 69 Troy.....                         | 1                  | 800              | 0            | 0                | 1                         | 800            | 0          | 0                |
| 70 Twin Falls.....                   | 118                | 82,714           | 117          | 73,691           | 0                         | 0              | 7          | 14,100           |
| 71 Wallace.....                      | 43                 | 12,351           | 40           | 19,932           | 0                         | 0              | 0          | 0                |
| 72 Weiser.....                       | 12                 | 9,700            | 17           | 3,335            | 0                         | 0              | 0          | 0                |
| 73 Wilder.....                       | 3                  | 260              | 3            | 2,575            | 0                         | 0              | 1          | 500              |
| <b>Montana.....</b>                  | <b>993</b>         | <b>1,017,468</b> | <b>1,262</b> | <b>1,653,180</b> | <b>186</b>                | <b>488,065</b> | <b>329</b> | <b>1,002,367</b> |
| 74 Anaconda.....                     | 5                  | 12,000           | 207          | 726,892          | 2                         | 3,500          | 207        | 726,892          |
| 75 Big Timber.....                   | 5                  | 2,420            | 6            | 5,100            | 2                         | 1,800          | 4          | 2,100            |
| 76 Billings.....                     | 76                 | 22,863           | 89           | 136,777          | 0                         | 0              | 14         | 43,105           |
| 77 Bozeman <sup>1</sup> .....        | 38                 | 31,720           | 24           | 27,959           | 14                        | 11,515         | 1          | 700              |
| 78 *Butte.....                       | 45                 | 9,230            | 62           | 51,272           | 2                         | 400            | 7          | 8,780            |
| 79 Chinook.....                      | 12                 | 3,925            | 46           | 20,700           | 0                         | 0              | 0          | 0                |
| 80 Cut Bank.....                     | 72                 | 12,395           | 42           | 15,940           | 0                         | 0              | 2          | 6,000            |
| 81 Fairview.....                     | 6                  | 2,275            | 3            | 1,200            | 1                         | 400            | 1          | 600              |
| 82 Fort Benton.....                  | 0                  | 0                | 5            | 2,565            | 0                         | 0              | 0          | 0                |
| 83 Glendive.....                     | 32                 | 9,515            | 33           | 11,070           | 0                         | 0              | 0          | 0                |
| 84 Great Falls.....                  | 363                | 783,468          | 226          | 214,316          | 157                       | 457,900        | 37         | 102,615          |
| 85 Hamilton.....                     | 5                  | 3,700            | 15           | 11,250           | 0                         | 0              | 0          | 0                |
| 86 Havre.....                        | 9                  | 1,780            | 27           | 40,229           | 0                         | 0              | 1          | 3,000            |
| 87 Helena.....                       | 61                 | 10,567           | 80           | 67,610           | 0                         | 0              | 3          | 8,750            |
| 88 Hot Springs.....                  | 0                  | 0                | 3            | 3,050            | 0                         | 0              | 1          | 2,500            |
| 89 Laurel.....                       | 2                  | 2,500            | 44           | 55,812           | 1                         | 1,000          | 12         | 39,200           |
| 90 Lewistown <sup>1</sup> .....      | 16                 | 18,060           | 11           | 16,245           | 1                         | 350            | 0          | 0                |
| 91 Libby.....                        | 7                  | 750              | 2            | 450              | 0                         | 0              | 0          | 0                |
| 92 Livingston.....                   | 17                 | 2,350            | 22           | 16,900           | 0                         | 0              | 4          | 4,500            |
| 93 Miles City.....                   | 57                 | 19,900           | 69           | 33,030           | 1                         | 300            | 5          | 10,925           |
| 94 Missoula.....                     | 109                | 38,190           | 146          | 144,888          | 0                         | 0              | 10         | 13,150           |
| 95 Phillipsburg <sup>1 3</sup> ..... | 6                  | 3,400            | 10           | 4,800            | 3                         | 3,000          | 2          | 2,500            |
| 96 Plains.....                       | 4                  | 500              | 7            | 1,175            | 0                         | 0              | 1          | 500              |
| 97 Polson.....                       | 1                  | 100              | 5            | 3,000            | 0                         | 0              | 5          | 3,000            |
| 98 Ronan.....                        | 0                  | 0                | 1            | 400              | 0                         | 0              | 0          | 0                |

\*In sample of 257 cities. See text and tables, pp. 15 to 21.

<sup>1</sup> Includes 11 months only in 1943.<sup>3</sup> Includes 11 months only in 1942.

## of Labor Statistics, by City, 1942 and 1943—Continued

STATES—Continued

| New nonresidential buildings |                |            |                | Additions, alterations, and repairs |                |              |                | Number of new dwelling units |            |
|------------------------------|----------------|------------|----------------|-------------------------------------|----------------|--------------|----------------|------------------------------|------------|
| 1943                         |                | 1942       |                | 1943                                |                | 1942         |                | 1943                         | 1942       |
| Number                       | Valuation      | Number     | Valuation      | Number                              | Valuation      | Number       | Valuation      |                              |            |
|                              | <i>Dollars</i> |            | <i>Dollars</i> |                                     | <i>Dollars</i> |              | <i>Dollars</i> |                              |            |
| 4                            | 1,200          | 10         | 2,735          | 4                                   | 600            | 24           | 12,573         | 0                            | 2          |
| 14                           | 1,610          | 10         | 1,700          | 9                                   | 665            | 7            | 1,350          | 0                            | 0          |
| <b>340</b>                   | <b>241,355</b> | <b>322</b> | <b>326,460</b> | <b>1,498</b>                        | <b>548,065</b> | <b>1,245</b> | <b>444,035</b> | <b>200</b>                   | <b>101</b> |
| 21                           | 3,345          | 11         | 4,150          | 2                                   | 400            | 5            | 2,650          | 1                            | 1          |
| 26                           | 21,575         | 57         | 90,881         | 479                                 | 150,820        | 413          | 111,781        | 12                           | 13         |
| 12                           | 4,030          | 10         | 8,400          | 11                                  | 3,705          | 6            | 3,710          | 0                            | 1          |
| 18                           | 24,900         | 22         | 40,330         | 36                                  | 17,145         | 27           | 13,065         | 3                            | 7          |
| 30                           | 6,805          | 29         | 12,840         | 122                                 | 153,589        | 51           | 27,215         | 95                           | 40         |
| 0                            | 0              | 0          | 0              | 0                                   | 0              | 0            | 0              | 0                            | 0          |
| 15                           | 3,730          | 3          | 300            | 8                                   | 1,540          | 1            | 75             | 0                            | 2          |
| 43                           | 49,283         | 20         | 94,925         | 71                                  | 15,882         | 58           | 41,156         | 0                            | 9          |
| 56                           | 6,370          | 31         | 39,665         | 282                                 | 56,720         | 175          | 49,527         | 0                            | 2          |
| 0                            | 0              | 4          | 1,400          | 0                                   | 0              | 2            | 1,000          | 0                            | 0          |
| 35                           | 5,870          | 54         | 7,925          | 132                                 | 18,658         | 170          | 28,450         | 0                            | 2          |
| 1                            | 450            | 1          | 100            | 3                                   | 710            | 3            | 415            | 1                            | 0          |
| 5                            | 8,410          | 7          | 1,040          | 63                                  | 6,604          | 50           | 11,881         | 0                            | 1          |
| 16                           | 4,016          | 22         | 11,785         | 113                                 | 51,943         | 137          | 71,815         | 96                           | 12         |
| 2                            | 20,900         | 0          | 0              | 0                                   | 0              | 0            | 0              | 0                            | 0          |
| 0                            | 0              | 0          | 0              | 0                                   | 0              | 0            | 0              | 0                            | 0          |
| 5                            | 1,840          | 8          | 2,465          | 0                                   | 0              | 0            | 0              | 0                            | 1          |
| 9                            | 26,550         | 6          | 705            | 35                                  | 14,050         | 10           | 4,411          | 0                            | 0          |
| 9                            | 4,300          | 2          | 250            | 0                                   | 0              | 3            | 1,200          | 0                            | 2          |
| 0                            | 0              | 0          | 0              | 0                                   | 0              | 0            | 0              | 0                            | 0          |
| 1                            | 55             | 0          | 0              | 1                                   | 200            | 0            | 0              | 0                            | 0          |
| 0                            | 0              | 0          | 0              | 0                                   | 0              | 0            | 0              | 1                            | 0          |
| 27                           | 43,346         | 27         | 4,659          | 91                                  | 39,368         | 83           | 54,932         | 0                            | 7          |
| 4                            | 180            | 2          | 1,700          | 39                                  | 12,171         | 38           | 13,232         | 0                            | 0          |
| 4                            | 5,350          | 5          | 890            | 8                                   | 4,350          | 12           | 2,445          | 0                            | 0          |
| 1                            | 50             | 1          | 2,000          | 2                                   | 210            | 1            | 75             | 0                            | 1          |
| <b>341</b>                   | <b>193,494</b> | <b>367</b> | <b>220,831</b> | <b>466</b>                          | <b>340,909</b> | <b>566</b>   | <b>429,982</b> | <b>216</b>                   | <b>331</b> |
| 2                            | 6,000          | 0          | 0              | 1                                   | 2,500          | 0            | 0              | 2                            | 207        |
| 1                            | 160            | 1          | 2,500          | 2                                   | 460            | 1            | 500            | 2                            | 4          |
| 40                           | 12,928         | 29         | 33,397         | 36                                  | 9,935          | 46           | 60,275         | 0                            | 14         |
| 16                           | 16,648         | 11         | 15,013         | 8                                   | 3,557          | 12           | 12,246         | 2                            | 1          |
| 6                            | 3,395          | 12         | 2,040          | 37                                  | 5,435          | 43           | 40,452         | 2                            | 7          |
| 10                           | 3,590          | 37         | 17,650         | 2                                   | 335            | 9            | 3,050          | 0                            | 0          |
| 46                           | 7,855          | 12         | 2,790          | 26                                  | 4,540          | 28           | 7,150          | 0                            | 2          |
| 2                            | 600            | 2          | 600            | 3                                   | 1,275          | 0            | 0              | 1                            | 0          |
| 0                            | 0              | 1          | 65             | 0                                   | 0              | 4            | 2,500          | 0                            | 0          |
| 17                           | 6,450          | 20         | 4,405          | 15                                  | 3,065          | 13           | 6,665          | 0                            | 0          |
| 97                           | 96,428         | 91         | 60,599         | 109                                 | 229,140        | 98           | 51,102         | 199                          | 37         |
| 2                            | 1,300          | 11         | 2,925          | 3                                   | 2,400          | 4            | 8,325          | 0                            | 0          |
| 4                            | 640            | 6          | 10,370         | 5                                   | 1,140          | 20           | 26,859         | 0                            | 1          |
| 26                           | 5,305          | 23         | 7,040          | 35                                  | 5,262          | 54           | 51,820         | 0                            | 3          |
| 0                            | 0              | 2          | 550            | 0                                   | 0              | 0            | 0              | 0                            | 4          |
| 1                            | 1,500          | 22         | 9,787          | 0                                   | 0              | 10           | 6,825          | 1                            | 12         |
| 4                            | 760            | 4          | 1,300          | 11                                  | 16,950         | 7            | 14,945         | 1                            | 0          |
| 2                            | 150            | 1          | 200            | 5                                   | 600            | 1            | 250            | 0                            | 0          |
| 10                           | 1,400          | 14         | 11,250         | 7                                   | 950            | 4            | 1,150          | 0                            | 4          |
| 13                           | 8,565          | 16         | 3,215          | 38                                  | 10,535         | 48           | 18,890         | 1                            | 5          |
| 6                            | 960            | 21         | 29,600         | 103                                 | 37,230         | 115          | 102,138        | 0                            | 10         |
| 2                            | 200            | 1          | 500            | 1                                   | 200            | 7            | 1,800          | 3                            | 2          |
| 4                            | 500            | 5          | 575            | 0                                   | 0              | 1            | 100            | 0                            | 1          |
| 1                            | 100            | 0          | 0              | 0                                   | 0              | 0            | 0              | 0                            | 5          |
| 0                            | 0              | 1          | 400            | 0                                   | 0              | 0            | 0              | 0                            | 0          |

## Building Construction in 2,707 Cities Reporting to the Bureau

## MOUNTAIN

| State and city                        | Total construction |                   |              |                   | New residential buildings |                  |              |                  |
|---------------------------------------|--------------------|-------------------|--------------|-------------------|---------------------------|------------------|--------------|------------------|
|                                       | 1943               |                   | 1942         |                   | 1943                      |                  | 1942         |                  |
|                                       | Number             | Valuation         | Number       | Valuation         | Number                    | Valuation        | Number       | Valuation        |
| <b>Montana—Con.</b>                   |                    |                   |              |                   |                           |                  |              |                  |
|                                       |                    | <i>Dollars</i>    |              | <i>Dollars</i>    |                           | <i>Dollars</i>   |              | <i>Dollars</i>   |
| 99 Roundup.....                       | 9                  | 7,060             | 29           | 13,660            | 1                         | 1,400            | 7            | 9,650            |
| 100 St. Ignatius.....                 | 2                  | 650               | 7            | 8,650             | 0                         | 0                | 2            | 6,700            |
| 101 Sidney.....                       | 18                 | 14,600            | 28           | 15,230            | 0                         | 0                | 2            | 6,700            |
| 102 Whitefish.....                    | 16                 | 3,550             | 13           | 3,010             | 1                         | 1,000            | 1            | 500              |
| 103 Wolf Point.....                   | 0                  | 0                 | 0            | 0                 | 0                         | 0                | 0            | 0                |
| <b>Nevada.....</b>                    | <b>1,617</b>       | <b>2,531,784</b>  | <b>2,030</b> | <b>4,547,468</b>  | <b>625</b>                | <b>1,827,151</b> | <b>1,077</b> | <b>3,654,500</b> |
| 104 Fallon.....                       | 24                 | 8,250             | 9            | 3,937             | 2                         | 2,000            | 0            | 0                |
| 105 Las Vegas.....                    | 798                | 1,728,793         | 1,338        | 3,895,942         | 550                       | 1,489,362        | 1,018        | 3,397,350        |
| 106 Reno.....                         | 540                | 211,381           | 480          | 433,471           | 2                         | 1,700            | 48           | 227,750          |
| 107 Sparks.....                       | 246                | 575,860           | 202          | 64,118            | 69                        | 329,089          | 11           | 29,400           |
| 108 Wells.....                        | 6                  | 1,800             | 0            | 0                 | 0                         | 0                | 0            | 0                |
| 109 Winnemucca.....                   | 3                  | 5,700             | 1            | 150,000           | 2                         | 5,000            | 0            | 0                |
| <b>New Mexico.....</b>                | <b>810</b>         | <b>823,010</b>    | <b>845</b>   | <b>1,564,991</b>  | <b>314</b>                | <b>563,471</b>   | <b>327</b>   | <b>834,495</b>   |
| 110 Artesia.....                      | 78                 | 16,570            | 69           | 34,623            | 15                        | 2,361            | 10           | 13,250           |
| 111 Bayard.....                       | 2                  | 650               | 41           | 20,450            | 2                         | 650              | 39           | 19,850           |
| 112 Carlsbad.....                     | 130                | 340,976           | 150          | 272,646           | 80                        | 312,500          | 60           | 203,800          |
| 113 Clovis.....                       | 183                | 127,194           | 113          | 70,747            | 58                        | 62,670           | 27           | 30,875           |
| 114 Gallup <sup>1</sup> .....         | 49                 | 22,435            | 72           | 58,049            | 6                         | 6,400            | 11           | 18,000           |
| 115 Las Cruces.....                   | 29                 | 13,000            | 34           | 14,570            | 10                        | 2,500            | 13           | 6,320            |
| 116 Las Vegas.....                    | 25                 | 25,925            | 14           | 14,225            | 4                         | 3,850            | 6            | 11,600           |
| 117 Magdalena.....                    | 0                  | 0                 | 0            | 0                 | 0                         | 0                | 0            | 0                |
| 118 Raton.....                        | 10                 | 12,590            | 13           | 4,275             | 0                         | 0                | 1            | 1,200            |
| 119 Roswell.....                      | 285                | 248,220           | 288          | 1,036,546         | 125                       | 162,740          | 148          | 512,700          |
| 120 Silver City.....                  | 8                  | 5,150             | 32           | 17,665            | 8                         | 5,150            | 8            | 10,150           |
| 121 Taos.....                         | 0                  | 0                 | 0            | 0                 | 0                         | 0                | 0            | 0                |
| 122 Tucumcari.....                    | 11                 | 10,300            | 19           | 11,195            | 6                         | 4,650            | 4            | 6,750            |
| <b>Utah.....</b>                      | <b>3,764</b>       | <b>11,458,161</b> | <b>4,984</b> | <b>37,232,389</b> | <b>2,070</b>              | <b>8,516,897</b> | <b>3,203</b> | <b>9,423,029</b> |
| 123 Bountiful.....                    | 131                | 201,083           | 140          | 216,787           | 47                        | 164,550          | 61           | 169,600          |
| 124 Brigham.....                      | 92                 | 389,926           | 63           | 5,147,450         | 41                        | 223,750          | 20           | 55,550           |
| 125 Eureka.....                       | 0                  | 0                 | 0            | 0                 | 0                         | 0                | 0            | 0                |
| 126 Heber.....                        | 0                  | 0                 | 3            | 3,000             | 0                         | 0                | 3            | 3,000            |
| 127 Helper.....                       | 5                  | 3,100             | 5            | 8,000             | 1                         | 350              | 2            | 6,100            |
| 128 Logan.....                        | 32                 | 11,402            | 31           | 47,250            | 0                         | 0                | 4            | 14,100           |
| 129 Midvale.....                      | 34                 | 72,490            | 26           | 45,775            | 17                        | 66,575           | 15           | 42,600           |
| 130 Milford.....                      | 32                 | 102,930           | 23           | 31,450            | 25                        | 99,500           | 9            | 26,000           |
| 131 *Ogden.....                       | 752                | 2,832,127         | 2,385        | 8,196,680         | 306                       | 1,758,492        | 1,979        | 5,357,979        |
| 132 Pleasant Grove <sup>2</sup> ..... | 82                 | 230,550           | 26           | 46,800            | 81                        | 229,850          | 23           | 45,300           |
| 133 Provo.....                        | 972                | 3,397,465         | 278          | 545,590           | 855                       | 3,296,025        | 124          | 444,280          |
| 134 *Salt Lake City.....              | 1,134              | 2,600,578         | 1,605        | 22,052,307        | 266                       | 1,145,725        | 628          | 2,501,220        |
| 135 Sandy.....                        | 15                 | 15,570            | 10           | 4,950             | 11                        | 12,600           | 8            | 4,300            |
| 136 Spanish Fork.....                 | 54                 | 194,100           | 37           | 81,050            | 39                        | 142,000          | 23           | 63,400           |
| 137 Springville.....                  | 135                | 295,560           | 62           | 119,000           | 94                        | 276,580          | 20           | 47,000           |
| 138 Tooele.....                       | 294                | 1,111,280         | 300          | 686,300           | 287                       | 1,100,900        | 284          | 642,600          |
| <b>Wyoming.....</b>                   | <b>1,667</b>       | <b>2,664,770</b>  | <b>961</b>   | <b>807,589</b>    | <b>640</b>                | <b>2,267,697</b> | <b>129</b>   | <b>397,510</b>   |
| 139 Buffalo.....                      | 19                 | 4,615             | 19           | 22,925            | 0                         | 0                | 0            | 0                |
| 140 Casper.....                       | 196                | 95,558            | 185          | 129,735           | 8                         | 40,000           | 0            | 0                |
| 141 Cheyenne.....                     | 1,066              | 2,475,732         | 455          | 479,693           | 624                       | 2,211,297        | 105          | 358,510          |
| 142 Cody.....                         | 19                 | 3,685             | 10           | 10,150            | 0                         | 0                | 2            | 5,100            |
| 143 Gillette.....                     | 6                  | 1,150             | 11           | 13,825            | 0                         | 0                | 5            | 10,800           |
| 144 Green River.....                  | 0                  | 0                 | 0            | 0                 | 0                         | 0                | 0            | 0                |
| 145 Guernsey.....                     | 5                  | 2,825             | 3            | 1,800             | 1                         | 2,000            | 1            | 600              |
| 146 Jackson.....                      | 0                  | 0                 | 2            | 1,250             | 0                         | 0                | 1            | 1,000            |
| 147 Laramie.....                      | 300                | 49,861            | 175          | 41,125            | 1                         | 3,000            | 1            | 5,000            |
| 148 Lovell.....                       | 12                 | 13,597            | 31           | 10,231            | 3                         | 11,000           | 6            | 8,700            |
| 149 Riverton.....                     | 14                 | 10,497            | 18           | 8,850             | 1                         | 200              | 4            | 2,300            |
| 150 Sheridan.....                     | 22                 | 5,615             | 36           | 76,375            | 2                         | 200              | 2            | 1,000            |
| 151 Wheatland.....                    | 8                  | 1,585             | 10           | 5,630             | 0                         | 0                | 2            | 4,500            |

\*In sample of 267 cities. See text and tables, pp. 15 to 21.

<sup>2</sup>Includes 11 months only in 1942.

## of Labor Statistics, by City, 1942 and 1943—Continued

STATES—Continued

| New nonresidential buildings |                  |            |                   | Additions, alterations, and repairs |                  |              |                  | Number of new dwelling units |              |
|------------------------------|------------------|------------|-------------------|-------------------------------------|------------------|--------------|------------------|------------------------------|--------------|
| 1943                         |                  | 1942       |                   | 1943                                |                  | 1942         |                  | 1943                         | 1942         |
| Number                       | Valuation        | Number     | Valuation         | Number                              | Valuation        | Number       | Valuation        |                              |              |
|                              | <i>Dollars</i>   |            | <i>Dollars</i>    |                                     | <i>Dollars</i>   |              | <i>Dollars</i>   |                              |              |
| 7                            | 5,560            | 19         | 3,310             | 1                                   | 100              | 3            | 700              | 1                            | 7            |
| 1                            | 250              | 2          | 250               | 1                                   | 400              | 3            | 1,700            | 0                            | 2            |
| 8                            | 11,000           | 1          | 250               | 10                                  | 3,600            | 25           | 3,280            | 0                            | 2            |
| 8                            | 1,250            | 2          | 250               | 7                                   | 1,300            | 10           | 2,260            | 1                            | 1            |
| 0                            | 0                | 0          | 0                 | 0                                   | 0                | 0            | 0                | 0                            | 103          |
| <b>98</b>                    | <b>398,394</b>   | <b>175</b> | <b>610,003</b>    | <b>894</b>                          | <b>308,239</b>   | <b>778</b>   | <b>382,965</b>   | <b>633</b>                   | <b>1,199</b> |
| 7                            | 645              | 3          | 1,242             | 15                                  | 5,605            | 6            | 2,695            | 5                            | 0            |
| 33                           | 136,762          | 118        | 312,246           | 215                                 | 102,669          | 202          | 186,346          | 567                          | 1,145        |
| 20                           | 44,467           | 24         | 43,455            | 513                                 | 165,214          | 408          | 162,266          | 2                            | 43           |
| 31                           | 214,020          | 29         | 3,060             | 146                                 | 32,751           | 162          | 31,653           | 68                           | 11           |
| 6                            | 1,800            | 0          | 0                 | 0                                   | 0                | 0            | 0                | 0                            | 0            |
| 1                            | 700              | 1          | 150,000           | 0                                   | 0                | 0            | 0                | 4                            | 0            |
| <b>71</b>                    | <b>47,716</b>    | <b>90</b>  | <b>483,225</b>    | <b>425</b>                          | <b>211,823</b>   | <b>428</b>   | <b>227,271</b>   | <b>333</b>                   | <b>332</b>   |
| 16                           | 2,943            | 23         | 7,820             | 47                                  | 11,266           | 36           | 13,553           | 15                           | 10           |
| 0                            | 0                | 2          | 600               | 0                                   | 0                | 0            | 0                | 2                            | 39           |
| 9                            | 4,045            | 11         | 6,750             | 41                                  | 24,431           | 79           | 62,096           | 89                           | 62           |
| 24                           | 16,553           | 11         | 4,815             | 101                                 | 47,971           | 75           | 35,057           | 67                           | 27           |
| 0                            | 0                | 7          | 22,767            | 43                                  | 16,035           | 54           | 17,282           | 5                            | 11           |
| 5                            | 6,000            | 11         | 4,700             | 14                                  | 4,500            | 10           | 3,550            | 10                           | 13           |
| 6                            | 1,125            | 5          | 1,775             | 15                                  | 20,950           | 3            | 850              | 5                            | 6            |
| 0                            | 0                | 0          | 0                 | 0                                   | 0                | 0            | 0                | 0                            | 117          |
| 4                            | 11,250           | 0          | 0                 | 6                                   | 1,340            | 12           | 3,075            | 0                            | 1            |
| 4                            | 675              | 14         | 442,798           | 156                                 | 84,805           | 126          | 81,048           | 126                          | 151          |
| 0                            | 0                | 4          | 750               | 0                                   | 0                | 20           | 6,765            | 8                            | 8            |
| 0                            | 0                | 0          | 0                 | 0                                   | 0                | 0            | 0                | 0                            | 121          |
| 3                            | 5,125            | 2          | 450               | 2                                   | 525              | 13           | 3,995            | 6                            | 4            |
| <b>630</b>                   | <b>1,741,727</b> | <b>506</b> | <b>28,370,815</b> | <b>1,064</b>                        | <b>1,199,537</b> | <b>1,285</b> | <b>1,439,045</b> | <b>2,574</b>                 | <b>3,398</b> |
| 49                           | 17,715           | 17         | 12,080            | 35                                  | 18,818           | 62           | 35,107           | 47                           | 66           |
| 28                           | 116,115          | 18         | 5,069,550         | 23                                  | 50,061           | 25           | 22,350           | 47                           | 27           |
| 0                            | 0                | 0          | 0                 | 0                                   | 0                | 0            | 0                | 0                            | 0            |
| 0                            | 0                | 0          | 0                 | 0                                   | 0                | 0            | 0                | 0                            | 3            |
| 1                            | 150              | 1          | 1,000             | 3                                   | 2,600            | 2            | 900              | 1                            | 2            |
| 14                           | 7,150            | 7          | 2,968             | 18                                  | 4,252            | 20           | 30,182           | 0                            | 4            |
| 11                           | 2,090            | 4          | 700               | 6                                   | 3,825            | 7            | 2,475            | 17                           | 18           |
| 0                            | 0                | 7          | 1,200             | 7                                   | 3,430            | 7            | 4,250            | 25                           | 9            |
| 163                          | 792,054          | 122        | 2,608,365         | 283                                 | 281,581          | 284          | 230,336          | 721                          | 1,999        |
| 1                            | 700              | 1          | 1,000             | 0                                   | 0                | 2            | 500              | 126                          | 23           |
| 68                           | 54,892           | 77         | 23,983            | 49                                  | 46,548           | 77           | 77,327           | 867                          | 163          |
| 273                          | 731,081          | 236        | 18,573,519        | 595                                 | 723,772          | 741          | 977,568          | 292                          | 747          |
| 4                            | 2,970            | 1          | 150               | 0                                   | 0                | 1            | 500              | 11                           | 8            |
| 1                            | 100              | 2          | 1,300             | 14                                  | 52,000           | 12           | 16,350           | 39                           | 23           |
| 13                           | 10,330           | 9          | 46,150            | 28                                  | 8,650            | 33           | 25,850           | 94                           | 21           |
| 4                            | 6,380            | 4          | 28,350            | 3                                   | 4,000            | 12           | 15,350           | 287                          | 285          |
| <b>368</b>                   | <b>108,682</b>   | <b>282</b> | <b>209,448</b>    | <b>659</b>                          | <b>293,391</b>   | <b>550</b>   | <b>200,633</b>   | <b>931</b>                   | <b>132</b>   |
| 9                            | 2,945            | 7          | 17,275            | 10                                  | 1,670            | 12           | 5,650            | 0                            | 0            |
| 43                           | 19,930           | 33         | 63,574            | 145                                 | 35,628           | 162          | 66,161           | 8                            | 0            |
| 214                          | 55,818           | 147        | 39,193            | 228                                 | 208,667          | 203          | 81,990           | 911                          | 107          |
| 4                            | 1,800            | 3          | 450               | 15                                  | 1,885            | 11           | 4,600            | 0                            | 2            |
| 0                            | 0                | 3          | 725               | 6                                   | 1,150            | 3            | 2,300            | 0                            | 6            |
| 0                            | 0                | 0          | 0                 | 0                                   | 0                | 0            | 0                | 0                            | 144          |
| 4                            | 825              | 1          | 400               | 0                                   | 0                | 1            | 800              | 1                            | 1            |
| 0                            | 0                | 1          | 250               | 0                                   | 0                | 0            | 0                | 0                            | 1            |
| 63                           | 7,074            | 52         | 9,849             | 236                                 | 39,787           | 122          | 26,276           | 1                            | 1            |
| 2                            | 700              | 3          | 2,250             | 7                                   | 1,897            | 22           | 5,281            | 7                            | 6            |
| 6                            | 8,740            | 7          | 3,600             | 7                                   | 1,557            | 7            | 2,950            | 1                            | 4            |
| 19                           | 5,315            | 21         | 71,225            | 1                                   | 100              | 13           | 4,150            | 2                            | 2            |
| 4                            | 535              | 4          | 655               | 4                                   | 1,050            | 4            | 475              | 0                            | 2            |

## Building Construction in 2,707 Cities Reporting to the Bureau

PACIFIC

| State and city     | Total construction |                        |         |                        | New residential buildings |                        |        |                        |
|--------------------|--------------------|------------------------|---------|------------------------|---------------------------|------------------------|--------|------------------------|
|                    | 1943               |                        | 1942    |                        | 1943                      |                        | 1942   |                        |
|                    | Number             | Valuation              | Number  | Valuation              | Number                    | Valuation              | Number | Valuation              |
| Total (267 cities) | 125,058            | Dollars<br>240,032,602 | 123,846 | Dollars<br>429,438,069 | 41,708                    | Dollars<br>123,968,974 | 45,163 | Dollars<br>182,751,701 |
| Percent of change  | +1.0               | -44.1                  | -----   | -----                  | -7.7                      | -32.2                  | -----  | -----                  |
| California         | 86,995             | 161,134,565            | 89,115  | 307,160,049            | 25,081                    | 73,478,710             | 28,584 | 121,815,860            |
| 1 *Alameda         | 2,669              | 8,445,938              | 1,407   | 26,857,732             | 2,148                     | 4,795,077              | 802    | 1,501,018              |
| 2 Albany           | 176                | 296,977                | 181     | 291,457                | 55                        | 267,100                | 59     | 231,000                |
| 3 Albany           | 897                | 465,256                | 714     | 657,300                | 3                         | 5,600                  | 64     | 311,050                |
| 4 Anaheim          | 234                | 119,249                | 185     | 152,359                | 0                         | 0                      | 5      | 20,100                 |
| 5 Arcadia          | 195                | 49,290                 | 377     | 1,076,560              | 12                        | 6,250                  | 207    | 979,460                |
| 6 Arcata           | 17                 | 57,575                 | 14      | 12,335                 | 0                         | 0                      | 1      | 3,200                  |
| 7 Atherton         | 88                 | 29,835                 | 58      | 102,651                | 1                         | 6,000                  | 5      | 62,000                 |
| 8 Auburn           | 70                 | 1,605,974              | 57      | 41,789                 | 5                         | 4,400                  | 2      | 6,530                  |
| 9 Bakersfield      | 253                | 181,156                | 313     | 424,216                | 21                        | 7,430                  | 68     | 196,740                |
| 10 Banning         | 130                | 37,976                 | 87      | 41,221                 | 10                        | 2,590                  | 9      | 12,450                 |
| 11 Beaumont        | 83                 | 18,795                 | 47      | 13,202                 | 5                         | 990                    | 3      | 1,555                  |
| 12 Bell            | 160                | 111,801                | 216     | 315,277                | 12                        | 81,000                 | 68     | 224,195                |
| 13 Belmont         | 14                 | 14,770                 | 21      | 28,790                 | 0                         | 0                      | 6      | 22,000                 |
| 14 *Berkeley       | 3,343              | 6,260,026              | 1,529   | 2,678,651              | 2,166                     | 4,566,339              | 220    | 786,495                |
| 15 Beverly Hills   | 244                | 88,746                 | 281     | 325,115                | 0                         | 0                      | 7      | 84,700                 |
| 16 Brawley         | 60                 | 15,925                 | 90      | 34,749                 | 0                         | 0                      | 1      | 1,000                  |
| 17 Brea            | 44                 | 10,330                 | 31      | 14,552                 | 0                         | 0                      | 1      | 2,000                  |
| 18 Burbank         | 1,504              | 5,486,409              | 1,327   | 5,497,765              | 584                       | 2,113,160              | 484    | 1,905,100              |
| 19 Burlingame      | 115                | 256,077                | 142     | 421,850                | 25                        | 175,000                | 86     | 382,500                |
| 20 Calexico        | 16                 | 2,708                  | 27      | 14,845                 | 0                         | 0                      | 0      | 0                      |
| 21 Calistoga       | 3                  | 1,180                  | 9       | 4,300                  | 1                         | 180                    | 1      | 500                    |
| 22 Chico           | 477                | 89,198                 | 567     | 137,600                | 0                         | 0                      | 17     | 32,995                 |
| 23 Chula Vista     | 590                | 1,924,300              | 1,015   | 3,420,032              | 462                       | 867,380                | 920    | 2,632,297              |
| 24 Claremont       | 33                 | 17,445                 | 56      | 44,404                 | 1                         | 1,200                  | 8      | 31,950                 |
| 25 Coalinga        | 41                 | 9,944                  | 38      | 22,463                 | 0                         | 0                      | 4      | 11,150                 |
| 26 Colton          | 588                | 828,711                | 202     | 103,115                | 272                       | 754,400                | 24     | 56,080                 |
| 27 Colusa          | 54                 | 8,750                  | 28      | 23,750                 | 0                         | 0                      | 0      | 0                      |
| 28 Compton         | 349                | 595,138                | 992     | 2,585,287              | 151                       | 473,887                | 816    | 2,479,727              |
| 29 Concord         | 6                  | 9,225                  | 2       | 1,500                  | 2                         | 7,500                  | 0      | 0                      |
| 30 Corcoran        | 49                 | 11,021                 | 24      | 28,848                 | 0                         | 0                      | 6      | 22,558                 |
| 31 Corning         | 22                 | 11,260                 | 21      | 4,028                  | 1                         | 150                    | 0      | 0                      |
| 32 Corona          | 249                | 151,063                | 187     | 115,737                | 28                        | 93,850                 | 10     | 13,800                 |
| 33 Coronado        | 882                | 1,353,879              | 226     | 351,674                | 544                       | 1,222,600              | 32     | 221,322                |
| 34 Corte Madera    | 57                 | 201,180                | 8       | 2,325                  | 51                        | 200,195                | 0      | 0                      |
| 35 Cuiver City     | 210                | 565,308                | 230     | 672,988                | 121                       | 520,208                | 136    | 516,768                |
| 36 Daly City       | 34                 | 22,365                 | 30      | 33,204                 | 0                         | 0                      | 6      | 20,850                 |
| 37 Davis           | 26                 | 4,301                  | 22      | 8,947                  | 0                         | 0                      | 1      | 5,500                  |
| 38 Delano          | 69                 | 32,225                 | 71      | 43,434                 | 10                        | 4,780                  | 20     | 25,775                 |
| 39 Dinuba          | 147                | 36,652                 | 60      | 28,825                 | 12                        | 5,450                  | 7      | 11,950                 |
| 40 Dunsuir         | 6                  | 888                    | 15      | 6,840                  | 0                         | 0                      | 2      | 2,000                  |
| 41 El Cajon        | 151                | 73,946                 | 85      | 82,949                 | 70                        | 43,850                 | 29     | 36,260                 |
| 42 El Centro       | 189                | 266,953                | 165     | 192,658                | 44                        | 88,180                 | 11     | 32,550                 |
| 43 El Monte        | 94                 | 46,040                 | 93      | 146,291                | 8                         | 10,610                 | 38     | 123,200                |
| 44 El Segundo      | 158                | 3,505,512              | 173     | 426,375                | 99                        | 340,200                | 115    | 387,800                |
| 45 Emeryville      | 71                 | 236,781                | 73      | 381,080                | 1                         | 8,000                  | 1      | 900                    |
| 46 Escondido       | 83                 | 19,678                 | 83      | 102,061                | 2                         | 695                    | 11     | 17,850                 |
| 47 Eureka          | 630                | 819,797                | 225     | 127,408                | 342                       | 603,445                | 8      | 23,300                 |
| 48 Exeter          | 58                 | 13,410                 | 100     | 16,263                 | 0                         | 0                      | 2      | 1,500                  |
| 49 Fillmore        | 23                 | 13,835                 | 12      | 9,565                  | 10                        | 1,000                  | 3      | 7,200                  |
| 50 Fowler          | 35                 | 9,295                  | 48      | 17,100                 | 0                         | 0                      | 1      | 1,400                  |
| 51 Fresno          | 1,011              | 876,026                | 943     | 673,164                | 0                         | 0                      | 47     | 178,495                |
| 52 Fullerton       | 158                | 199,264                | 174     | 152,519                | 30                        | 116,190                | 23     | 91,200                 |
| 53 Gardena         | 335                | 1,076,316              | 563     | 924,630                | 195                       | 1,015,400              | 281    | 824,750                |
| 54 Gilroy          | 15                 | 14,205                 | 34      | 41,067                 | 1                         | 200                    | 2      | 900                    |
| 55 Glendale        | 574                | 343,578                | 815     | 1,636,934              | 14                        | 103,600                | 112    | 592,124                |

\*In sample of 257 cities. See text and tables, pp. 15 to 21.



## of Labor Statistics, by City, 1942 and 1943—Continued

## STATES

| New nonresidential buildings |            |        |             | Additions, alterations, and repairs |            |        |            | Number of new dwelling units |        |
|------------------------------|------------|--------|-------------|-------------------------------------|------------|--------|------------|------------------------------|--------|
| 1943                         |            | 1942   |             | 1943                                |            | 1942   |            | 1943                         | 1942   |
| Number                       | Valuation  | Number | Valuation   | Number                              | Valuation  | Number | Valuation  |                              |        |
|                              | Dollars    |        | Dollars     |                                     | Dollars    |        | Dollars    |                              |        |
| 14,935                       | 76,808,379 | 18,323 | 211,293,840 | 68,415                              | 39,255,249 | 60,360 | 35,392,528 | 56,991                       | 59,374 |
| -18.5                        | -63.6      |        |             | +13.4                               | +10.9      |        |            | -4.0                         |        |
| 9,316                        | 60,174,673 | 13,479 | 156,838,991 | 52,648                              | 27,481,182 | 46,072 | 28,505,208 | 38,463                       | 41,183 |
| 48                           | 3,145,787  | 89     | 24,346,069  | 473                                 | 505,074    | 516    | 1,010,645  | 2,762                        | 807    |
| 3                            | 1,275      | 10     | 37,000      | 118                                 | 28,602     | 112    | 23,457     | 96                           | 63     |
| 77                           | 201,405    | 111    | 189,666     | 817                                 | 258,251    | 539    | 156,584    | 3                            | 95     |
| 5                            | 26,900     | 18     | 59,680      | 229                                 | 92,349     | 162    | 72,579     | 0                            | 8      |
| 69                           | 18,500     | 59     | 50,730      | 114                                 | 24,540     | 111    | 46,370     | 12                           | 207    |
| 4                            | 52,225     | 4      | 4,085       | 13                                  | 5,350      | 9      | 5,050      | 0                            | 1      |
| 52                           | 8,520      | 17     | 3,655       | 35                                  | 15,315     | 36     | 36,996     | 1                            | 5      |
| 17                           | 1,580,051  | 9      | 15,532      | 48                                  | 21,523     | 46     | 19,727     | 5                            | 2      |
| 24                           | 72,025     | 44     | 112,533     | 208                                 | 101,701    | 201    | 114,943    | 0                            | 68     |
| 33                           | 9,062      | 32     | 12,435      | 87                                  | 26,324     | 46     | 16,336     | 10                           | 9      |
| 31                           | 12,313     | 26     | 6,482       | 27                                  | 5,492      | 18     | 5,165      | 5                            | 3      |
| 54                           | 12,327     | 37     | 69,688      | 94                                  | 18,474     | 111    | 21,394     | 27                           | 76     |
| 0                            | 0          | 1      | 400         | 14                                  | 14,770     | 14     | 6,390      | 0                            | 6      |
| 146                          | 655,106    | 193    | 1,466,692   | 1,031                               | 1,068,581  | 1,116  | 423,464    | 2,571                        | 269    |
| 6                            | 20,100     | 24     | 65,700      | 238                                 | 68,646     | 250    | 174,715    | 0                            | 21     |
| 0                            | 0          | 2      | 11,594      | 60                                  | 15,925     | 87     | 22,155     | 0                            | 1      |
| 30                           | 4,830      | 5      | 6,550       | 14                                  | 5,500      | 25     | 6,002      | 0                            | 1      |
| 203                          | 2,751,509  | 238    | 3,013,335   | 717                                 | 621,740    | 605    | 579,330    | 844                          | 621    |
| 6                            | 1,200      | 5      | 14,450      | 84                                  | 79,877     | 51     | 24,900     | 50                           | 95     |
| 0                            | 0          | 1      | 1,000       | 16                                  | 2,708      | 26     | 13,845     | 0                            | 0      |
| 0                            | 0          | 5      | 1,300       | 2                                   | 1,000      | 3      | 2,500      | 1                            | 1      |
| 21                           | 24,900     | 44     | 10,120      | 456                                 | 64,298     | 506    | 94,485     | 0                            | 17     |
| 33                           | 1,037,940  | 19     | 761,430     | 95                                  | 18,980     | 76     | 26,305     | 464                          | 923    |
| 1                            | 1,270      | 3      | 1,290       | 31                                  | 14,975     | 45     | 11,164     | 1                            | 8      |
| 5                            | 700        | 5      | 1,325       | 36                                  | 9,244      | 29     | 9,988      | 0                            | 2      |
| 48                           | 14,044     | 30     | 6,771       | 268                                 | 60,267     | 148    | 40,264     | 272                          | 26     |
| 0                            | 0          | 5      | 2,100       | 54                                  | 8,750      | 23     | 21,650     | 0                            | 0      |
| 49                           | 70,194     | 44     | 50,520      | 149                                 | 51,057     | 132    | 55,040     | 157                          | 827    |
| 2                            | 1,125      | 0      | 0           | 2                                   | 600        | 2      | 1,500      | 2                            | 0      |
| 9                            | 1,980      | 2      | 1,560       | 40                                  | 9,041      | 16     | 4,730      | 0                            | 6      |
| 9                            | 6,310      | 8      | 2,145       | 12                                  | 4,800      | 12     | 1,883      | 1                            | 0      |
| 35                           | 6,090      | 37     | 66,180      | 186                                 | 51,123     | 140    | 35,757     | 28                           | 10     |
| 5                            | 17,646     | 12     | 78,538      | 333                                 | 113,633    | 182    | 51,814     | 561                          | 70     |
| 5                            | 835        | 5      | 1,725       | 1                                   | 150        | 3      | 600        | 51                           | 0      |
| 24                           | 9,564      | 37     | 132,853     | 65                                  | 35,536     | 67     | 23,367     | 156                          | 169    |
| 4                            | 1,040      | 3      | 875         | 30                                  | 21,325     | 21     | 11,479     | 0                            | 6      |
| 2                            | 295        | 4      | 428         | 24                                  | 4,006      | 17     | 3,019      | 0                            | 1      |
| 13                           | 14,920     | 15     | 4,562       | 46                                  | 12,525     | 36     | 13,097     | 10                           | 20     |
| 26                           | 10,390     | 13     | 2,220       | 109                                 | 20,812     | 40     | 14,655     | 9                            | 7      |
| 0                            | 0          | 2      | 1,000       | 6                                   | 888        | 11     | 3,840      | 0                            | 2      |
| 50                           | 21,246     | 18     | 32,411      | 31                                  | 8,850      | 38     | 14,278     | 70                           | 29     |
| 8                            | 123,861    | 30     | 114,485     | 137                                 | 54,912     | 124    | 45,623     | 44                           | 11     |
| 20                           | 5,935      | 19     | 6,110       | 66                                  | 29,495     | 36     | 16,981     | 8                            | 38     |
| 20                           | 3,156,932  | 9      | 13,320      | 39                                  | 8,380      | 49     | 25,755     | 127                          | 115    |
| 22                           | 99,748     | 28     | 299,950     | 48                                  | 129,033    | 44     | 80,230     | 4                            | 1      |
| 33                           | 10,877     | 21     | 66,997      | 48                                  | 8,106      | 51     | 17,214     | 2                            | 11     |
| 96                           | 77,355     | 53     | 49,760      | 192                                 | 138,997    | 164    | 54,348     | 342                          | 8      |
| 3                            | 1,250      | 3      | 900         | 55                                  | 12,160     | 95     | 13,863     | 0                            | 2      |
| 4                            | 10,475     | 5      | 750         | 9                                   | 2,360      | 4      | 1,615      | 10                           | 3      |
| 0                            | 0          | 5      | 5,900       | 35                                  | 9,295      | 42     | 9,800      | 0                            | 1      |
| 95                           | 549,221    | 66     | 134,765     | 916                                 | 326,805    | 830    | 359,904    | 0                            | 47     |
| 22                           | 53,319     | 31     | 23,975      | 106                                 | 29,755     | 120    | 37,344     | 28                           | 25     |
| 43                           | 21,330     | 210    | 62,990      | 97                                  | 39,586     | 72     | 36,890     | 420                          | 284    |
| 5                            | 2,955      | 13     | 31,785      | 9                                   | 11,050     | 19     | 8,382      | 1                            | 2      |
| 120                          | 94,127     | 168    | 594,110     | 440                                 | 145,851    | 535    | 450,700    | 38                           | 176    |

## Building Construction in 2,707 Cities Reporting to the Bureau

PACIFIC

| State and city                        | Total construction |                |        |                | New residential buildings |                |        |                |
|---------------------------------------|--------------------|----------------|--------|----------------|---------------------------|----------------|--------|----------------|
|                                       | 1943               |                | 1942   |                | 1943                      |                | 1942   |                |
|                                       | Number             | Valuation      | Number | Valuation      | Number                    | Valuation      | Number | Valuation      |
| <b>California—Con.</b>                |                    | <i>Dollars</i> |        | <i>Dollars</i> |                           | <i>Dollars</i> |        | <i>Dollars</i> |
| 56 Gridley.....                       | 40                 | 17,790         | 34     | 19,440         | 6                         | 3,700          | 2      | 2,850          |
| 57 Hanford.....                       | 234                | 95,575         | 221    | 166,410        | 41                        | 22,810         | 47     | 55,420         |
| 58 Hawthorne.....                     | 283                | 483,133        | 211    | 2,249,887      | 118                       | 409,000        | 81     | 218,150        |
| 59 Hayward.....                       | 50                 | 76,225         | 140    | 495,175        | 3                         | 10,150         | 112    | 400,055        |
| 60 Healdsburg.....                    | 30                 | 4,635          | 24     | 36,750         | 0                         | 0              | 1      | 500            |
| 61 Hemet.....                         | 42                 | 65,545         | 53     | 112,690        | 15                        | 54,200         | 17     | 55,550         |
| 62 Hermosa Beach.....                 | 174                | 40,861         | 137    | 141,762        | 1                         | 200            | 18     | 67,400         |
| 63 Hillsborough.....                  | 15                 | 9,365          | 23     | 46,485         | 0                         | 0              | 1      | 14,000         |
| 64 Holtville.....                     | 29                 | 39,195         | 20     | 5,130          | 9                         | 4,000          | 2      | 2,400          |
| 65 Huntington Beach.....              | 58                 | 160,809        | 33     | 45,697         | 0                         | 0              | 1      | 3,950          |
| 66 Huntington Park <sup>1</sup> ..... | 231                | 216,431        | 357    | 700,194        | 3                         | 12,100         | 57     | 270,550        |
| 67 Inglewood.....                     | 375                | 985,514        | 585    | 2,413,357      | 143                       | 707,400        | 343    | 1,534,150      |
| 68 Isleton.....                       | 0                  | 0              | 2      | 5,200          | 0                         | 0              | 0      | 0              |
| 69 King City.....                     | 22                 | 11,360         | 52     | 47,900         | 0                         | 0              | 6      | 21,400         |
| 70 Kingsburg.....                     | 5                  | 7,400          | 4      | 5,900          | 0                         | 0              | 2      | 4,800          |
| 71 Laguna Beach.....                  | 251                | 46,904         | 171    | 94,393         | 0                         | 0              | 10     | 36,925         |
| 72 La Habra.....                      | 31                 | 7,162          | 26     | 4,704          | 0                         | 0              | 0      | 0              |
| 73 Lakeport <sup>3</sup> .....        | 12                 | 4,725          | 9      | 2,800          | 3                         | 1,650          | 0      | 0              |
| 74 La Mesa.....                       | 166                | 335,744        | 297    | 802,825        | 80                        | 281,180        | 225    | 777,420        |
| 75 Larkspur.....                      | 1                  | 7,500          | 89     | 270,450        | 1                         | 7,500          | 85     | 267,000        |
| 76 Lemoore.....                       | 19                 | 11,620         | 35     | 49,420         | 4                         | 6,750          | 17     | 25,700         |
| 77 Lincoln.....                       | 8                  | 33,790         | 27     | 73,044         | 1                         | 300            | 3      | 3,270          |
| 78 Lindsay.....                       | 66                 | 31,542         | 48     | 11,338         | 3                         | 1,000          | 2      | 2,650          |
| 79 Livermore.....                     | 69                 | 50,707         | 103    | 174,864        | 15                        | 43,500         | 51     | 158,400        |
| 80 Lodi.....                          | 121                | 45,615         | 119    | 90,495         | 2                         | 500            | 12     | 40,500         |
| 81 Lompoc.....                        | 187                | 261,336        | 122    | 403,988        | 161                       | 250,086        | 63     | 171,530        |
| 82 *Long Beach.....                   | 10,556             | 10,816,004     | 9,882  | 9,046,133      | 2,448                     | 7,402,674      | 1,388  | 4,380,125      |
| 83 *Los Angeles.....                  | 17,949             | 39,581,002     | 22,682 | 92,301,676     | 2,815                     | 8,501,189      | 6,928  | 43,939,229     |
| 84 Los Banos.....                     | 7                  | 6,640          | 7      | 29,050         | 1                         | 2,000          | 0      | 0              |
| 85 Los Gatos.....                     | 41                 | 12,100         | 34     | 16,360         | 0                         | 0              | 3      | 3,400          |
| 86 Lynwood.....                       | 225                | 391,638        | 297    | 795,176        | 96                        | 356,150        | 162    | 547,340        |
| 87 Madera.....                        | 125                | 34,700         | 115    | 42,680         | 4                         | 3,300          | 9      | 13,600         |
| 88 Manhattan Beach.....               | 92                 | 109,395        | 109    | 125,062        | 34                        | 77,000         | 25     | 64,850         |
| 89 Manteca.....                       | 75                 | 125,115        | 42     | 31,480         | 28                        | 77,365         | 8      | 22,690         |
| 90 Martinez.....                      | 172                | 52,768         | 257    | 280,786        | 4                         | 6,500          | 66     | 239,930        |
| 91 Marysville.....                    | 270                | 389,127        | 297    | 780,167        | 147                       | 330,834        | 152    | 539,555        |
| 92 Maywood.....                       | 173                | 39,132         | 169    | 229,357        | 2                         | 3,900          | 49     | 192,144        |
| 93 Merced.....                        | 112                | 43,183         | 141    | 211,054        | 15                        | 6,115          | 59     | 183,633        |
| 94 Mill Valley.....                   | 184                | 296,602        | 151    | 190,698        | 62                        | 257,900        | 41     | 159,950        |
| 95 Modesto.....                       | 257                | 255,968        | 214    | 334,299        | 51                        | 143,525        | 20     | 70,250         |
| 96 Monrovia.....                      | 644                | 117,308        | 440    | 210,537        | 13                        | 7,890          | 28     | 94,700         |
| 97 Montebello <sup>1</sup> .....      | 136                | 127,030        | 234    | 592,346        | 26                        | 99,300         | 154    | 537,764        |
| 98 Monterey.....                      | 131                | 143,907        | 106    | 278,788        | 0                         | 0              | 1      | 6,000          |
| 99 Monterey Park.....                 | 150                | 40,138         | 172    | 197,652        | 5                         | 5,200          | 36     | 124,145        |
| 100 Morgan Hill.....                  | 7                  | 5,475          | 8      | 2,250          | 0                         | 0              | 1      | 500            |
| 101 Napa.....                         | 312                | 110,034        | 1,235  | 3,925,981      | 5                         | 15,500         | 951    | 3,828,335      |
| 102 Newport.....                      | 26                 | 9,890          | 15     | 5,249          | 0                         | 0              | 0      | 0              |
| 103 Newport Beach.....                | 254                | 141,048        | 269    | 294,375        | 18                        | 14,050         | 49     | 142,150        |
| 104 *North Sacramento.....            | 50                 | 15,054         | 123    | 163,767        | 0                         | 0              | 32     | 109,700        |
| 105 *Oakland.....                     | 4,314              | 18,416,986     | 4,306  | 23,812,187     | 2,331                     | 8,120,726      | 1,759  | 7,189,080      |
| 106 Oceanside.....                    | 322                | 424,877        | 276    | 241,160        | 84                        | 308,006        | 15     | 54,720         |
| 107 Ontario.....                      | 290                | 74,552         | 202    | 129,905        | 4                         | 3,625          | 25     | 83,500         |
| 108 Orange.....                       | 157                | 40,661         | 153    | 75,175         | 0                         | 0              | 10     | 39,500         |
| 109 Oroville.....                     | 97                 | 60,547         | 69     | 48,544         | 2                         | 30,374         | 1      | 2,000          |
| 110 Oxnard.....                       | 706                | 1,940,892      | 109    | 56,959         | 617                       | 1,258,471      | 12     | 18,350         |
| 111 Pacific Grove.....                | 90                 | 22,890         | 71     | 32,465         | 4                         | 5,700          | 1      | 3,000          |
| 112 Palo Alto.....                    | 529                | 154,375        | 449    | 342,575        | 9                         | 32,000         | 40     | 151,450        |
| 113 *Pasadena.....                    | 1,905              | 582,923        | 1,825  | 1,239,504      | 2                         | 5,800          | 100    | 431,145        |
| 114 Paso Robles.....                  | 86                 | 44,817         | 111    | 86,649         | 15                        | 11,900         | 32     | 48,450         |
| 115 Patterson.....                    | 2                  | 250            | 1      | 500            | 0                         | 0              | 0      | 0              |

\*In sample of 257 cities. See text and tables, pp. 15 to 21.

<sup>1</sup>Includes 11 months only in 1943.<sup>3</sup>Includes 11 months only in 1942.

## of Labor Statistics, by City, 1942 and 1943—Continued

STATES—Continued

| New nonresidential buildings |                |        |                | Additions, alterations, and repairs |                |        |                | Number of new dwelling units |        |
|------------------------------|----------------|--------|----------------|-------------------------------------|----------------|--------|----------------|------------------------------|--------|
| 1943                         |                | 1942   |                | 1943                                |                | 1942   |                | 1943                         | 1942   |
| Number                       | Valuation      | Number | Valuation      | Number                              | Valuation      | Number | Valuation      |                              |        |
|                              | <i>Dollars</i> |        | <i>Dollars</i> |                                     | <i>Dollars</i> |        | <i>Dollars</i> |                              |        |
| 19                           | 11,105         | 16     | 7,500          | 15                                  | 2,985          | 16     | 9,090          | 6                            | 2      |
| 20                           | 32,175         | 29     | 71,760         | 173                                 | 40,590         | 145    | 39,230         | 41                           | 49     |
| 41                           | 45,857         | 44     | 1,919,298      | 124                                 | 28,276         | 86     | 112,439        | 118                          | 91     |
| 12                           | 2,675          | 14     | 85,310         | 35                                  | 63,400         | 14     | 6,810          | 4                            | 112    |
| 1                            | 200            | 7      | 31,400         | 29                                  | 4,435          | 16     | 4,850          | 0                            | 1      |
| 10                           | 6,440          | 10     | 43,965         | 17                                  | 4,905          | 26     | 13,175         | 15                           | 17     |
| 41                           | 5,372          | 22     | 24,115         | 132                                 | 35,289         | 97     | 50,247         | 1                            | 21     |
| 2                            | 96             | 7      | 19,500         | 14                                  | 9,269          | 15     | 12,985         | 0                            | 1      |
| 1                            | 25,500         | 6      | 980            | 18                                  | 9,695          | 12     | 1,750          | 9                            | 2      |
| 33                           | 149,432        | 10     | 35,725         | 25                                  | 11,377         | 22     | 6,022          | 0                            | 1      |
| 23                           | 43,821         | 56     | 204,120        | 205                                 | 160,510        | 244    | 225,524        | 5                            | 119    |
| 3                            | 120,585        | 23     | 746,539        | 229                                 | 157,529        | 219    | 132,668        | 236                          | 501    |
| 0                            | 0              | 1      | 200            | 0                                   | 0              | 1      | 5,000          | 0                            | 68     |
| 10                           | 2,075          | 19     | 14,870         | 12                                  | 9,285          | 27     | 11,630         | 0                            | 6      |
| 3                            | 900            | 1      | 300            | 2                                   | 6,500          | 1      | 800            | 0                            | 2      |
| 8                            | 1,550          | 13     | 3,625          | 243                                 | 45,444         | 148    | 53,843         | 0                            | 10     |
| 0                            | 0              | 2      | 600            | 31                                  | 7,162          | 24     | 4,104          | 0                            | 0      |
| 2                            | 600            | 7      | 1,800          | 7                                   | 2,475          | 2      | 1,000          | 3                            | 0      |
| 30                           | 36,210         | 22     | 8,400          | 56                                  | 18,354         | 50     | 17,005         | 87                           | 229    |
| 0                            | 0              | 2      | 550            | 0                                   | 0              | 2      | 2,900          | 2                            | 85     |
| 4                            | 975            | 5      | 18,500         | 11                                  | 3,895          | 13     | 5,220          | 4                            | 17     |
| 3                            | 27,200         | 12     | 58,510         | 4                                   | 6,290          | 12     | 11,264         | 1                            | 3      |
| 5                            | 5,650          | 11     | 1,765          | 58                                  | 24,892         | 35     | 6,923          | 3                            | 2      |
| 13                           | 2,230          | 6      | 1,275          | 41                                  | 4,977          | 46     | 15,189         | 15                           | 51     |
| 12                           | 12,850         | 22     | 25,135         | 107                                 | 32,265         | 35     | 24,860         | 2                            | 14     |
| 8                            | 3,550          | 31     | 218,119        | 18                                  | 7,700          | 28     | 14,339         | 161                          | 64     |
| 549                          | 1,184,080      | 1,175  | 1,822,156      | 7,559                               | 2,229,250      | 7,319  | 2,843,852      | 2,971                        | 1,640  |
| 2,808                        | 25,075,092     | 5,243  | 41,068,547     | 12,326                              | 6,004,721      | 10,511 | 7,293,900      | 3,408                        | 15,049 |
| 1                            | 500            | 2      | 25,250         | 5                                   | 4,140          | 5      | 3,800          | 1                            | 0      |
| 13                           | 6,750          | 12     | 3,270          | 28                                  | 5,350          | 19     | 9,690          | 0                            | 3      |
| 1                            | 3,000          | 11     | 213,311        | 128                                 | 32,488         | 124    | 34,525         | 97                           | 179    |
| 37                           | 13,654         | 16     | 6,976          | 34                                  | 17,746         | 90     | 22,104         | 4                            | 9      |
| 15                           | 11,100         | 20     | 17,025         | 43                                  | 21,295         | 64     | 43,187         | 34                           | 27     |
| 18                           | 7,615          | 9      | 1,815          | 29                                  | 40,135         | 25     | 6,975          | 28                           | 8      |
| 1                            | 2,000          | 3      | 875            | 167                                 | 44,266         | 188    | 39,981         | 4                            | 70     |
| 7                            | 17,595         | 10     | 186,307        | 116                                 | 40,698         | 135    | 54,305         | 147                          | 152    |
| 0                            | 0              | 17     | 19,755         | 171                                 | 35,232         | 103    | 17,458         | 3                            | 88     |
| 23                           | 15,580         | 18     | 4,546          | 74                                  | 21,488         | 64     | 22,875         | 16                           | 61     |
| 20                           | 18,473         | 23     | 7,191          | 102                                 | 20,229         | 87     | 23,557         | 62                           | 41     |
| 24                           | 27,600         | 29     | 150,915        | 182                                 | 84,843         | 165    | 113,134        | 49                           | 22     |
| 91                           | 19,739         | 67     | 52,264         | 540                                 | 89,679         | 345    | 63,573         | 14                           | 28     |
| 40                           | 11,130         | 23     | 36,455         | 70                                  | 16,600         | 57     | 18,127         | 26                           | 158    |
| 11                           | 65,527         | 21     | 198,723        | 120                                 | 78,380         | 84     | 74,065         | 0                            | 1      |
| 33                           | 9,720          | 39     | 47,154         | 112                                 | 25,218         | 97     | 26,353         | 5                            | 36     |
| 6                            | 5,350          | 3      | 900            | 1                                   | 125            | 4      | 850            | 0                            | 1      |
| 96                           | 29,355         | 65     | 25,150         | 211                                 | 65,179         | 219    | 72,496         | 5                            | 955    |
| 1                            | 5,600          | 0      | 0              | 25                                  | 4,390          | 15     | 5,249          | 0                            | 0      |
| 43                           | 37,775         | 52     | 47,900         | 193                                 | 89,223         | 168    | 104,325        | 18                           | 50     |
| 11                           | 9,489          | 8      | 34,975         | 39                                  | 5,565          | 83     | 19,092         | 0                            | 43     |
| 389                          | 7,039,964      | 668    | 15,005,241     | 1,594                               | 3,256,296      | 1,897  | 1,617,866      | 3,239                        | 2,453  |
| 4                            | 28,700         | 10     | 135,900        | 234                                 | 88,171         | 251    | 50,540         | 83                           | 15     |
| 66                           | 13,780         | 34     | 8,150          | 220                                 | 57,147         | 143    | 38,255         | 4                            | 26     |
| 6                            | 5,700          | 10     | 11,090         | 151                                 | 34,961         | 133    | 24,583         | 0                            | 11     |
| 6                            | 13,965         | 10     | 29,670         | 89                                  | 16,208         | 58     | 16,874         | 1                            | 2      |
| 2                            | 11,000         | 1      | 1,000          | 87                                  | 71,421         | 96     | 37,609         | 680                          | 12     |
| 0                            | 0              | 1      | 340            | 86                                  | 17,190         | 69     | 29,125         | 4                            | 1      |
| 47                           | 10,075         | 35     | 80,450         | 473                                 | 112,300        | 374    | 110,675        | 9                            | 38     |
| 149                          | 109,707        | 219    | 304,067        | 1,754                               | 467,416        | 1,506  | 454,302        | 2                            | 106    |
| 13                           | 15,347         | 25     | 11,865         | 58                                  | 17,570         | 54     | 26,334         | 18                           | 32     |
| 2                            | 250            | 0      | 0              | 0                                   | 0              | 1      | 500            | 0                            | 115    |

## Building Construction in 2,707 Cities Reporting to the Bureau

PACIFIC

| State and city         | Total construction             |                |           |                | New residential buildings |                |           |                |            |
|------------------------|--------------------------------|----------------|-----------|----------------|---------------------------|----------------|-----------|----------------|------------|
|                        | 1943                           |                | 1942      |                | 1943                      |                | 1942      |                |            |
|                        | Number                         | Valuation      | Number    | Valuation      | Number                    | Valuation      | Number    | Valuation      |            |
| <b>California—Con.</b> |                                |                |           |                |                           |                |           |                |            |
|                        |                                | <i>Dollars</i> |           | <i>Dollars</i> |                           | <i>Dollars</i> |           | <i>Dollars</i> |            |
| 116                    | Piedmont.....                  | 113            | 37,355    | 113            | 46,171                    | 0              | 0         | 2              | 15,000     |
| 117                    | Pittsburg.....                 | 151            | 355,977   | 229            | 643,330                   | 84             | 285,000   | 189            | 629,925    |
| 118                    | Placencia <sup>1</sup> .....   | 2              | 3,200     | 6              | 10,000                    | 0              | 0         | 0              | 0          |
| 119                    | Placerville.....               | 30             | 16,289    | 20             | 7,480                     | 0              | 0         | 1              | 2,000      |
| 120                    | Pomona.....                    | 593            | 373,259   | 548            | 317,809                   | 42             | 145,350   | 35             | 114,750    |
| 121                    | Porterville.....               | 254            | 47,425    | 83             | 67,804                    | 80             | 18,000    | 11             | 32,000     |
| 122                    | Redlands.....                  | 408            | 167,016   | 374            | 311,681                   | 0              | 0         | 68             | 245,708    |
| 123                    | Redondo Beach.....             | 620            | 1,002,526 | 419            | 315,050                   | 286            | 369,402   | 109            | 222,708    |
| 124                    | Redwood City.....              | 215            | 450,988   | 235            | 1,031,999                 | 111            | 390,400   | 139            | 489,800    |
| 125                    | Reedley.....                   | 29             | 16,165    | 37             | 21,120                    | 4              | 750       | 1              | 5,000      |
| 126                    | Riverside.....                 | 1,520          | 1,856,629 | 605            | 538,211                   | 695            | 1,448,238 | 81             | 255,045    |
| 127                    | *Sacramento.....               | 994            | 579,950   | 1,355          | 2,563,900                 | 3              | 8,350     | 414            | 1,598,266  |
| 128                    | Salinas.....                   | 196            | 89,967    | 193            | 261,276                   | 1              | 2,750     | 10             | 50,250     |
| 129                    | San Bernardino.....            | 2,649          | 3,162,472 | 1,220          | 1,464,353                 | 1,090          | 2,407,150 | 325            | 1,049,410  |
| 130                    | San Bruno.....                 | 264            | 818,802   | 112            | 344,500                   | 215            | 642,950   | 75             | 249,000    |
| 131                    | San Buenaventura.....          | 172            | 62,788    | 121            | 85,036                    | 0              | 0         | 5              | 23,050     |
| 132                    | San Carlos.....                | 44             | 133,450   | 145            | 639,550                   | 28             | 122,000   | 120            | 571,700    |
| 133                    | *San Diego.....                | 4,654          | 7,275,093 | 7,375          | 26,120,396                | 1,145          | 5,307,930 | 4,062          | 11,996,834 |
| 134                    | *San Francisco.....            | 2,833          | 7,329,142 | 3,247          | 36,985,957                | 1,226          | 3,742,750 | 1,552          | 5,500,024  |
| 135                    | San Jacinto <sup>1</sup> ..... | 42             | 7,715     | 65             | 17,390                    | 2              | 400       | 4              | 4,000      |
| 136                    | *San Jose.....                 | 535            | 428,750   | 636            | 902,063                   | 0              | 0         | 60             | 274,750    |
| 137                    | San Leandro.....               | 659            | 2,065,180 | 1,030          | 3,369,245                 | 576            | 1,936,000 | 963            | 3,214,950  |
| 138                    | San Luis Obispo.....           | 104            | 133,373   | 119            | 272,374                   | 21             | 92,600    | 13             | 55,350     |
| 139                    | San Marino.....                | 224            | 33,190    | 0              | 152                       | 0              | 0         | 62             | 598,013    |
| 140                    | San Mateo.....                 | 362            | 527,479   | 396            | 1,336,328                 | 78             | 405,000   | 237            | 1,065,575  |
| 141                    | San Rafael.....                | 277            | 649,926   | 237            | 497,434                   | 173            | 575,172   | 130            | 427,200    |
| 142                    | Santa Ana.....                 | 1,003          | 608,942   | 758            | 1,226,207                 | 83             | 284,400   | 194            | 749,000    |
| 143                    | Santa Barbara.....             | 437            | 421,576   | 322            | 160,977                   | 11             | 50,600    | 1              | 3,240      |
| 144                    | Santa Clara.....               | 141            | 254,445   | 117            | 237,149                   | 44             | 165,500   | 17             | 61,250     |
| 145                    | Santa Cruz.....                | 287            | 100,589   | 207            | 85,726                    | 3              | 1,440     | 5              | 17,212     |
| 146                    | Santa Maria.....               | 265            | 274,769   | 257            | 143,955                   | 66             | 223,008   | 18             | 61,220     |
| 147                    | Santa Monica.....              | 574            | 1,375,187 | 661            | 1,246,628                 | 89             | 485,550   | 97             | 417,214    |
| 148                    | Santa Paula.....               | 146            | 84,968    | 78             | 27,217                    | 8              | 18,375    | 4              | 7,250      |
| 149                    | Santa Rosa.....                | 140            | 40,963    | 180            | 174,668                   | 0              | 0         | 35             | 101,949    |
| 150                    | Seal Beach.....                | 184            | 512,570   | 131            | 334,530                   | 112            | 498,700   | 60             | 196,000    |
| 151                    | Sebastopol.....                | 49             | 15,940    | 22             | 4,848                     | 0              | 0         | 3              | 895        |
| 152                    | Selma.....                     | 14             | 202,900   | 30             | 18,350                    | 2              | 700       | 10             | 9,500      |
| 153                    | Sierra Madre.....              | 140            | 26,092    | 156            | 109,727                   | 1              | 4,000     | 18             | 66,020     |
| 154                    | Signal Hill.....               | 83             | 65,047    | 75             | 66,150                    | 4              | 19,425    | 16             | 41,550     |
| 155                    | Sonora.....                    | 37             | 8,605     | 27             | 5,430                     | 0              | 0         | 0              | 0          |
| 156                    | South Gate.....                | 868            | 883,169   | 1,177          | 2,516,939                 | 192            | 575,000   | 716            | 2,236,300  |
| 157                    | South Pasadena.....            | 162            | 63,640    | 191            | 124,617                   | 1              | 750       | 19             | 69,000     |
| 158                    | South San Francisco.....       | 901            | 1,516,592 | 168            | 706,490                   | 856            | 1,378,340 | 118            | 432,745    |
| 159                    | *Stockton.....                 | 724            | 1,113,747 | 747            | 1,007,673                 | 89             | 393,100   | 116            | 462,450    |
| 160                    | Sunnyvale.....                 | 333            | 1,109,523 | 379            | 2,577,835                 | 217            | 937,500   | 321            | 1,272,200  |
| 161                    | Taft.....                      | 44             | 13,597    | 44             | 15,413                    | 0              | 0         | 1              | 3,500      |
| 162                    | Torrance.....                  | 209            | 5,121,058 | 300            | 5,091,407                 | 77             | 600,000   | 75             | 217,015    |
| 163                    | Tracy.....                     | 255            | 457,781   | 50             | 29,658                    | 218            | 439,614   | 4              | 8,450      |
| 164                    | Turlock.....                   | 78             | 67,703    | 40             | 41,632                    | 4              | 6,200     | 5              | 17,700     |
| 165                    | Upland.....                    | 288            | 335,331   | 110            | 48,877                    | 108            | 342,175   | 4              | 13,567     |
| 166                    | Vallejo <sup>1</sup> .....     | 244            | 4,429,022 | 1,104          | 15,100,899                | 3              | 1,180,132 | 751            | 3,388,525  |
| 167                    | Visalia.....                   | 168            | 57,991    | 128            | 110,952                   | 0              | 0         | 12             | 40,651     |
| 168                    | Watsonville.....               | 70             | 90,163    | 96             | 61,980                    | 1              | 32,503    | 7              | 21,000     |
| 169                    | Whittier.....                  | 176            | 70,553    | 248            | 631,805                   | 0              | 0         | 126            | 546,800    |
| 170                    | Williams.....                  | 0              | 0         | 2              | 1,950                     | 0              | 0         | 1              | 3,800      |
| 171                    | Willits.....                   | 9              | 2,495     | 2              | 3,900                     | 0              | 0         | 1              | 3,500      |
| 172                    | Willows.....                   | 8              | 9,775     | 7              | 7,075                     | 1              | 500       | 1              | 3,800      |
| 173                    | Woodland.....                  | 121            | 44,288    | 102            | 79,894                    | 1              | 2,000     | 7              | 28,800     |
| 174                    | Yuba City.....                 | 99             | 40,357    | 121            | 146,985                   | 10             | 21,500    | 26             | 82,000     |

\*In sample of 257 cities. See text and tables, pp. 15 to 21.

<sup>1</sup>Includes 11 months only for 1943.

## of Labor Statistics, by City, 1942 and 1943—Continued

STATES—Continued

| New nonresidential buildings |                |        |                | Additions, alterations, and repairs |                |        |                | Number of new dwelling units |       |     |
|------------------------------|----------------|--------|----------------|-------------------------------------|----------------|--------|----------------|------------------------------|-------|-----|
| 1943                         |                | 1942   |                | 1943                                |                | 1942   |                | 1943                         | 1942  |     |
| Number                       | Valuation      | Number | Valuation      | Number                              | Valuation      | Number | Valuation      |                              |       |     |
|                              | <i>Dollars</i> |        | <i>Dollars</i> |                                     | <i>Dollars</i> |        | <i>Dollars</i> |                              |       |     |
| 2                            | 419            | 2      | 970            | 111                                 | 36,936         | 109    | 30,201         | 0                            | 2     | 116 |
| 4                            | 30,000         | 0      | 0              | 63                                  | 40,977         | 40     | 13,405         | 84                           | 189   | 117 |
| 1                            | 200            | 2      | 9,250          | 1                                   | 3,000          | 4      | 750            | 0                            | 0     | 118 |
| 3                            | 10,395         | 4      | 1,085          | 27                                  | 5,894          | 15     | 4,395          | 0                            | 2     | 119 |
| 76                           | 28,335         | 80     | 68,615         | 475                                 | 199,574        | 433    | 134,444        | 42                           | 35    | 120 |
| 4                            | 1,654          | 14     | 3,674          | 170                                 | 27,771         | 58     | 32,130         | 0                            | 11    | 121 |
| 15                           | 7,503          | 26     | 11,570         | 393                                 | 159,513        | 280    | 54,403         | 0                            | 68    | 122 |
| 110                          | 42,245         | 151    | 39,437         | 224                                 | 90,879         | 159    | 52,905         | 292                          | 110   | 123 |
| 28                           | 25,848         | 12     | 505,140        | 76                                  | 34,740         | 84     | 37,059         | 111                          | 146   | 124 |
| 3                            | 4,400          | 13     | 9,600          | 22                                  | 11,015         | 23     | 6,520          | 4                            | 1     | 125 |
| 32                           | 85,173         | 64     | 141,972        | 793                                 | 323,218        | 460    | 141,194        | 767                          | 81    | 126 |
| 109                          | 212,882        | 119    | 344,549        | 882                                 | 358,218        | 822    | 621,145        | 3                            | 447   | 127 |
| 14                           | 18,977         | 30     | 137,935        | 181                                 | 68,240         | 153    | 73,091         | 0                            | 13    | 128 |
| 190                          | 373,459        | 127    | 115,413        | 1,369                               | 381,863        | 768    | 299,530        | 1,106                        | 341   | 129 |
| 5                            | 134,352        | 9      | 74,500         | 44                                  | 41,500         | 28     | 21,000         | 214                          | 81    | 130 |
| 16                           | 796            | 17     | 32,536         | 156                                 | 61,992         | 99     | 29,450         | 0                            | 5     | 131 |
| 4                            | 5,550          | 3      | 53,000         | 12                                  | 5,900          | 22     | 14,850         | 32                           | 126   | 132 |
| 1,124                        | 910,756        | 1,223  | 12,255,864     | 2,385                               | 1,066,407      | 2,090  | 1,867,698      | 5,827                        | 4,442 | 133 |
| 98                           | 341,655        | 151    | 28,790,959     | 1,559                               | 3,244,737      | 1,544  | 2,734,974      | 4,722                        | 1,691 | 134 |
| 9                            | 2,000          | 8      | 2,775          | 31                                  | 5,315          | 53     | 10,615         | 2                            | 4     | 135 |
| 93                           | 127,580        | 113    | 390,133        | 442                                 | 301,170        | 463    | 237,180        | 0                            | 64    | 136 |
| 25                           | 44,357         | 26     | 108,825        | 58                                  | 84,823         | 41     | 45,470         | 671                          | 1,043 | 137 |
| 11                           | 15,465         | 18     | 181,644        | 72                                  | 25,408         | 58     | 35,380         | 20                           | 13    | 138 |
| 0                            | 0              | 1      | 27,668         | 224                                 | 33,190         | 89     | 25,185         | 0                            | 62    | 139 |
| 61                           | 30,900         | 37     | 158,921        | 223                                 | 91,579         | 122    | 111,832        | 88                           | 242   | 140 |
| 28                           | 7,056          | 18     | 21,497         | 76                                  | 67,698         | 89     | 48,737         | 182                          | 130   | 141 |
| 76                           | 143,455        | 54     | 345,535        | 844                                 | 181,087        | 510    | 131,672        | 84                           | 218   | 142 |
| 51                           | 135,021        | 31     | 39,075         | 375                                 | 235,955        | 290    | 118,662        | 6                            | 1     | 143 |
| 16                           | 9,990          | 40     | 129,505        | 81                                  | 78,965         | 60     | 46,394         | 44                           | 17    | 144 |
| 98                           | 27,419         | 42     | 9,132          | 186                                 | 71,730         | 160    | 59,382         | 3                            | 5     | 145 |
| 20                           | 9,817          | 43     | 39,442         | 179                                 | 41,944         | 196    | 43,293         | 70                           | 17    | 146 |
| 77                           | 737,823        | 146    | 670,632        | 408                                 | 152,014        | 418    | 158,752        | 166                          | 143   | 147 |
| 13                           | 7,774          | 10     | 6,070          | 125                                 | 58,819         | 64     | 13,897         | -14                          | 4     | 148 |
| 29                           | 5,826          | 33     | 5,938          | 111                                 | 35,137         | 112    | 66,781         | 0                            | 36    | 149 |
| 1                            | 500            | 2      | 126,000        | 71                                  | 13,370         | 69     | 12,530         | 112                          | 59    | 150 |
| 3                            | 1,300          | 1      | 510            | 46                                  | 14,640         | 18     | 3,443          | 0                            | 0     | 151 |
| 10                           | 201,900        | 12     | 5,750          | 2                                   | 300            | 8      | 3,100          | 2                            | 10    | 152 |
| 12                           | 2,160          | 31     | 12,753         | 127                                 | 19,932         | 107    | 30,954         | 1                            | 18    | 153 |
| 15                           | 29,085         | 20     | 14,285         | 64                                  | 16,537         | 39     | 10,315         | 11                           | 16    | 154 |
| 1                            | 3,000          | 0      | 0              | 36                                  | 5,605          | 27     | 5,430          | 0                            | 0     | 155 |
| 12                           | 17,780         | 24     | 86,582         | 664                                 | 290,389        | 437    | 194,057        | 192                          | 716   | 156 |
| 14                           | 15,625         | 13     | 3,520          | 147                                 | 47,265         | 159    | 52,097         | 1                            | 19    | 157 |
| 13                           | 97,951         | 19     | 238,579        | 32                                  | 40,301         | 31     | 35,166         | 873                          | 140   | 158 |
| 82                           | 157,895        | 147    | 353,995        | 553                                 | 562,752        | 484    | 191,228        | 715                          | 125   | 159 |
| 12                           | 161,775        | 31     | 1,294,865      | 104                                 | 10,248         | 27     | 10,770         | 217                          | 321   | 160 |
| 1                            | 150            | 4      | 645            | 43                                  | 13,447         | 39     | 11,268         | 0                            | 1     | 161 |
| 57                           | 4,433,549      | 115    | 4,677,691      | 75                                  | 87,509         | 110    | 196,701        | 263                          | 80    | 162 |
| 5                            | 505            | 17     | 12,450         | 32                                  | 17,662         | 29     | 8,758          | 217                          | 3     | 163 |
| 28                           | 40,578         | 3      | 14,642         | 46                                  | 10,925         | 22     | 9,290          | 7                            | 5     | 164 |
| 44                           | 13,843         | 21     | 5,048          | 146                                 | 29,313         | 85     | 30,262         | 101                          | 4     | 165 |
| 37                           | 3,042,918      | 90     | 9,997,003      | 204                                 | 205,972        | 263    | 1,715,371      | 344                          | 1,725 | 166 |
| 2                            | 2,520          | 15     | 40,491         | 166                                 | 55,471         | 101    | 29,810         | 0                            | 12    | 167 |
| 0                            | 0              | 7      | 8,025          | 69                                  | 57,660         | 82     | 32,925         | 0                            | 8     | 168 |
| 24                           | 15,835         | 23     | 33,063         | 152                                 | 54,718         | 99     | 51,942         | 0                            | 147   | 169 |
| 0                            | 0              | 1      | 150            | 0                                   | 0              | 0      | 0              | 0                            | 4     | 170 |
| 2                            | 400            | 0      | 0              | 7                                   | 2,095          | 1      | 490            | 0                            | 1     | 171 |
| 1                            | 5,000          | 1      | 1,500          | 6                                   | 4,275          | 5      | 1,775          | 1                            | 1     | 172 |
| 6                            | 6,595          | 13     | 20,970         | 114                                 | 35,693         | 82     | 30,124         | 1                            | 9     | 173 |
| 12                           | 1,768          | 18     | 39,073         | 77                                  | 17,089         | 77     | 25,912         | 13                           | 26    | 174 |

## Building Construction in 2,707 Cities Reporting to the Bureau

PACIFIC

| State and city                     | Total construction |                                     |               |                                     | New residential buildings |                                     |               |                                     |
|------------------------------------|--------------------|-------------------------------------|---------------|-------------------------------------|---------------------------|-------------------------------------|---------------|-------------------------------------|
|                                    | 1943               |                                     | 1942          |                                     | 1943                      |                                     | 1942          |                                     |
|                                    | Number             | Valuation                           | Number        | Valuation                           | Number                    | Valuation                           | Number        | Valuation                           |
| <b>Oregon</b> .....                | <b>12,862</b>      | <i>Dollars</i><br><b>22,472,064</b> | <b>11,280</b> | <i>Dollars</i><br><b>42,134,798</b> | <b>5,174</b>              | <i>Dollars</i><br><b>10,358,179</b> | <b>4,333</b>  | <i>Dollars</i><br><b>18,601,247</b> |
| 175 Arlington.....                 | 0                  | 0                                   | 0             | 0                                   | 0                         | 0                                   | 0             | 0                                   |
| 176 Ashland.....                   | 40                 | 24,440                              | 31            | 16,161                              | 7                         | 8,850                               | 3             | 3,850                               |
| 177 Astoria.....                   | 219                | 317,172                             | 180           | 236,464                             | 9                         | 73,500                              | 28            | 108,150                             |
| 178 Baker.....                     | 5                  | 15,675                              | 18            | 13,174                              | 1                         | 200                                 | 0             | 0                                   |
| 179 Bend.....                      | 61                 | 220,739                             | 51            | 38,578                              | 16                        | 160,900                             | 7             | 6,450                               |
| 180 Coquille.....                  | 27                 | 5,100                               | 16            | 4,810                               | 0                         | 0                                   | 2             | 1,400                               |
| 181 Corvallis.....                 | 244                | 379,599                             | 185           | 112,051                             | 34                        | 214,925                             | 26            | 66,880                              |
| 182 Cottage Grove.....             | 80                 | 10,385                              | 58            | 6,890                               | 0                         | 0                                   | 2             | 2,000                               |
| 183 Elgin City.....                | 6                  | 2,200                               | 6             | 2,821                               | 0                         | 0                                   | 0             | 0                                   |
| 184 Eugene.....                    | 1,026              | 139,106                             | 837           | 191,685                             | 6                         | 2,400                               | 25            | 55,050                              |
| 185 Forest Grove.....              | 55                 | 18,005                              | 53            | 15,891                              | 5                         | 900                                 | 7             | 1,195                               |
| 186 Freewater.....                 | 12                 | 30,100                              | 7             | 10,000                              | 2                         | 800                                 | 6             | 9,000                               |
| 187 Glendale.....                  | 3                  | 275                                 | 5             | 1,750                               | 0                         | 0                                   | 0             | 0                                   |
| 188 Grants Pass.....               | 327                | 63,680                              | 277           | 41,442                              | 14                        | 6,800                               | 6             | 4,900                               |
| 189 Gresham.....                   | 32                 | 58,675                              | 32            | 63,550                              | 20                        | 50,500                              | 28            | 61,300                              |
| 190 Hillsboro.....                 | 91                 | 20,130                              | 98            | 90,870                              | 12                        | 3,485                               | 15            | 20,555                              |
| 191 Junction City.....             | 67                 | 7,410                               | 37            | 19,385                              | 0                         | 0                                   | 3             | 9,500                               |
| 192 Klamath Falls.....             | 244                | 73,010                              | 227           | 152,780                             | 0                         | 0                                   | 4             | 19,650                              |
| 193 La Grande.....                 | 96                 | 40,119                              | 67            | 21,380                              | 0                         | 0                                   | 2             | 6,500                               |
| 194 Lakeview.....                  | 14                 | 3,500                               | 26            | 30,200                              | 1                         | 200                                 | 12            | 26,150                              |
| 195 McMinnville.....               | 10                 | 9,250                               | 11            | 13,250                              | 0                         | 0                                   | 3             | 6,300                               |
| 196 Marshfield.....                | 42                 | 19,254                              | 45            | 75,910                              | 3                         | 2,300                               | 6             | 11,800                              |
| 197 Medford.....                   | 404                | 688,080                             | 266           | 321,868                             | 220                       | 538,982                             | 58            | 150,065                             |
| 198 Milton.....                    | 37                 | 18,352                              | 53            | 63,263                              | 0                         | 900                                 | 1             | 4,000                               |
| 199 Milwaukie <sup>1 2</sup> ..... | 52                 | 30,439                              | 25            | 43,725                              | 0                         | 0                                   | 18            | 29,625                              |
| 200 Myrtle Point.....              | 3                  | 450                                 | 1             | 450                                 | 0                         | 0                                   | 0             | 0                                   |
| 201 Newberg.....                   | 158                | 28,655                              | 110           | 16,124                              | 8                         | 4,330                               | 5             | 3,425                               |
| 202 Newport.....                   | 6                  | 2,200                               | 14            | 12,650                              | 0                         | 0                                   | 2             | 6,500                               |
| 203 Nyssa.....                     | 2                  | 1,500                               | 23            | 4,760                               | 0                         | 0                                   | 0             | 0                                   |
| 204 Ontario.....                   | 24                 | 9,750                               | 25            | 9,170                               | 0                         | 0                                   | 1             | 2,000                               |
| 205 Pendleton.....                 | 54                 | 72,621                              | 119           | 243,176                             | 1                         | 500                                 | 39            | 125,645                             |
| 206 Philomath.....                 | 30                 | 6,010                               | 29            | 9,175                               | 5                         | 2,500                               | 8             | 6,500                               |
| 207 *Portland.....                 | 7,830              | 19,497,433                          | 7,162         | 34,415,589                          | 4,560                     | 14,939,237                          | 3,920         | 17,719,062                          |
| 208 Port Orford.....               | 0                  | 0                                   | 2             | 3,100                               | 0                         | 0                                   | 0             | 0                                   |
| 209 Prineville.....                | 32                 | 10,224                              | 18            | 7,850                               | 0                         | 0                                   | 2             | 1,250                               |
| 210 Redmond.....                   | 18                 | 4,550                               | 13            | 17,525                              | 0                         | 0                                   | 2             | 5,000                               |
| 211 Reedsport.....                 | 15                 | 5,123                               | 23            | 7,280                               | 4                         | 3,200                               | 11            | 4,900                               |
| 212 Roseburg.....                  | 56                 | 48,560                              | 12            | 32,690                              | 8                         | 3,900                               | 0             | 0                                   |
| 213 St. Helens.....                | 35                 | 19,545                              | 34            | 46,725                              | 6                         | 14,200                              | 7             | 6,590                               |
| 214 Salem.....                     | 736                | 138,684                             | 685           | 226,490                             | 26                        | 10,313                              | 24            | 59,100                              |
| 215 Springfield.....               | 433                | 50,240                              | 212           | 48,751                              | 77                        | 14,290                              | 28            | 22,825                              |
| 216 Sweet Home.....                | 62                 | 33,820                              | 67            | 42,555                              | 24                        | 27,420                              | 17            | 25,500                              |
| 217 The Dalles.....                | 11                 | 61,900                              | 14            | 160,650                             | 1                         | 1,700                               | 1             | 6,000                               |
| 218 Tillamook.....                 | 163                | 286,144                             | 106           | 5,242,210                           | 102                       | 270,947                             | 4             | 2,650                               |
| 219 Vale <sup>2</sup> .....        | 0                  | 0                                   | 0             | 0                                   | 0                         | 0                                   | 0             | 0                                   |
| <b>Washington</b> .....            | <b>25,201</b>      | <b>56,425,973</b>                   | <b>23,451</b> | <b>80,143,222</b>                   | <b>11,503</b>             | <b>34,132,085</b>                   | <b>11,266</b> | <b>42,334,604</b>                   |
| 220 Aberdeen.....                  | 467                | 49,737                              | 361           | 111,942                             | 3                         | 600                                 | 16            | 14,600                              |
| 221 Anacortes.....                 | 243                | 370,145                             | 139           | 101,504                             | 156                       | 312,265                             | 19            | 31,575                              |
| 222 Asotin.....                    | 7                  | 1,800                               | 21            | 6,150                               | 0                         | 0                                   | 0             | 0                                   |
| 223 Auburn.....                    | 143                | 166,325                             | 90            | 52,210                              | 53                        | 136,000                             | 14            | 29,200                              |
| 224 Bellingham.....                | 878                | 433,964                             | 718           | 394,580                             | 7                         | 17,500                              | 16            | 44,050                              |
| 225 Bremerton.....                 | 1,608              | 4,583,794                           | 3,176         | 12,532,603                          | 1,055                     | 2,157,869                           | 2,691         | 11,424,088                          |
| 226 Buckley.....                   | 8                  | 9,650                               | 3             | 4,500                               | 4                         | 7,100                               | 2             | 3,000                               |
| 227 Cashmere.....                  | 1                  | 1,200                               | 0             | 0                                   | 0                         | 0                                   | 0             | 0                                   |
| 228 Castle Rock.....               | 6                  | 1,900                               | 3             | 11,500                              | 0                         | 0                                   | 1             | 1,500                               |
| 229 Centralia.....                 | 238                | 35,940                              | 197           | 35,159                              | 2                         | 500                                 | 2             | 2,300                               |

\*In sample of 257 cities. See text and tables, pp. 15 to 21.

<sup>1</sup> Includes 11 months only in 1943.<sup>2</sup> Includes 11 only in 1942.

## of Labor Statistics, by City, 1942 and 1943—Continued

STATES—Continued

| New nonresidential buildings |            |        |            | Additions, alterations, and repairs |           |        |           | Number of new dwelling units |        |
|------------------------------|------------|--------|------------|-------------------------------------|-----------|--------|-----------|------------------------------|--------|
| 1943                         |            | 1942   |            | 1943                                |           | 1942   |           | 1943                         | 1942   |
| Number                       | Valuation  | Number | Valuation  | Number                              | Valuation | Number | Valuation |                              |        |
|                              | Dollars    |        | Dollars    |                                     | Dollars   |        | Dollars   |                              |        |
| 1,429                        | 2,530,416  | 1,527  | 21,433,254 | 6,259                               | 3,683,469 | 5,420  | 2,100,297 | 5,886                        | 6,595  |
| 0                            | 0          | 0      | 0          | 0                                   | 0         | 0      | 0         | 0                            | 0      |
| 13                           | 7,730      | 8      | 1,725      | 20                                  | 7,810     | 20     | 10,586    | 7                            | 3      |
| 19                           | 5,450      | 20     | 66,722     | 191                                 | 238,222   | 132    | 61,592    | 26                           | 39     |
| 1                            | 15,000     | 1      | 1,800      | 3                                   | 475       | 17     | 11,374    | 1                            | 0      |
| 18                           | 18,890     | 25     | 28,175     | 27                                  | 40,949    | 19     | 3,953     | 45                           | 7      |
| 17                           | 2,975      | 8      | 1,325      | 10                                  | 2,125     | 6      | 2,085     | 0                            | 2      |
| 35                           | 27,170     | 21     | 7,360      | 175                                 | 137,504   | 138    | 37,811    | 67                           | 26     |
| 11                           | 1,115      | 4      | 250        | 69                                  | 9,270     | 52     | 4,640     | 0                            | 2      |
| 0                            | 0          | 1      | 76         | 6                                   | 2,200     | 5      | 2,745     | 0                            | 0      |
| 87                           | 17,344     | 68     | 41,790     | 933                                 | 119,362   | 744    | 94,845    | 6                            | 25     |
| 11                           | 7,330      | 7      | 2,455      | 39                                  | 9,725     | 39     | 12,241    | 5                            | 7      |
| 4                            | 27,500     | 1      | 1,000      | 6                                   | 1,800     | 0      | 0         | 2                            | 12     |
| 3                            | 275        | 3      | 600        | 0                                   | 0         | 2      | 1,150     | 0                            | 0      |
| 51                           | 29,410     | 53     | 5,855      | 262                                 | 27,480    | 218    | 30,687    | 14                           | 6      |
| 4                            | 1,050      | 2      | 1,000      | 8                                   | 7,125     | 2      | 1,250     | 20                           | 32     |
| 39                           | 10,080     | 30     | 54,075     | 40                                  | 6,565     | 53     | 16,240    | 12                           | 16     |
| 16                           | 3,450      | 1      | 5,000      | 51                                  | 3,960     | 33     | 4,885     | 0                            | 3      |
| 4                            | 5,550      | 35     | 45,805     | 240                                 | 67,460    | 188    | 87,325    | 0                            | 4      |
| 14                           | 17,065     | 10     | 815        | 82                                  | 23,054    | 55     | 14,065    | 0                            | 2      |
| 2                            | 400        | 5      | 1,050      | 11                                  | 2,900     | 9      | 3,000     | 1                            | 12     |
| 7                            | 8,650      | 7      | 3,950      | 3                                   | 600       | 1      | 3,000     | 0                            | 3      |
| 6                            | 1,785      | 11     | 54,535     | 33                                  | 15,169    | 28     | 9,575     | 3                            | 8      |
| 42                           | 95,735     | 37     | 105,460    | 142                                 | 53,313    | 171    | 66,343    | 220                          | 58     |
| 7                            | 700        | 10     | 46,570     | 28                                  | 16,752    | 42     | 12,693    | 2                            | 1      |
| 11                           | 3,450      | 5      | 12,600     | 41                                  | 26,989    | 2      | 1,500     | 0                            | 18     |
| 0                            | 0          | 0      | 0          | 3                                   | 450       | 1      | 450       | 0                            | 0      |
| 31                           | 6,535      | 21     | 2,944      | 119                                 | 17,790    | 84     | 9,755     | 8                            | 5      |
| 1                            | 1,000      | 0      | 0          | 5                                   | 1,200     | 12     | 6,150     | 0                            | 2      |
| 0                            | 0          | 11     | 1,985      | 2                                   | 1,500     | 12     | 2,775     | 0                            | 0      |
| 8                            | 6,890      | 9      | 2,575      | 16                                  | 2,860     | 15     | 4,595     | 0                            | 1      |
| 8                            | 30,400     | 17     | 69,425     | 45                                  | 41,721    | 63     | 48,106    | 1                            | 41     |
| 22                           | 2,875      | 17     | 2,325      | 3                                   | 635       | 4      | 350       | 5                            | 8      |
| 593                          | 2,042,725  | 878    | 15,368,540 | 2,677                               | 2,515,471 | 2,364  | 1,327,987 | 5,194                        | 6,165  |
| 0                            | 0          | 2      | 3,100      | 0                                   | 0         | 0      | 0         | 0                            | 0      |
| 8                            | 5,414      | 5      | 2,050      | 24                                  | 4,810     | 11     | 4,550     | 0                            | 0      |
| 8                            | 1,225      | 4      | 7,450      | 10                                  | 3,325     | 7      | 5,075     | 0                            | 3      |
| 5                            | 338        | 5      | 1,000      | 6                                   | 1,585     | 7      | 1,390     | 3                            | 11     |
| 25                           | 22,040     | 2      | 26,400     | 23                                  | 22,620    | 10     | 6,290     | 8                            | 0      |
| 14                           | 2,050      | 13     | 37,150     | 15                                  | 3,295     | 14     | 2,985     | 6                            | 7      |
| 63                           | 12,186     | 49     | 21,111     | 647                                 | 116,185   | 612    | 146,279   | 26                           | 24     |
| 185                          | 21,617     | 75     | 11,385     | 171                                 | 14,333    | 109    | 14,541    | 77                           | 29     |
| 21                           | 3,650      | 36     | 13,735     | 17                                  | 2,750     | 14     | 3,320     | 24                           | 16     |
| 4                            | 55,150     | 3      | 150,150    | 6                                   | 5,050     | 10     | 4,500     | 1                            | 3      |
| 11                           | 8,117      | 7      | 5,221,936  | 50                                  | 7,080     | 95     | 17,624    | 102                          | 4      |
| 0                            | 0          | 0      | 0          | 0                                   | 0         | 0      | 0         | 0                            | 0      |
| 4,190                        | 14,103,290 | 3,317  | 33,021,595 | 9,508                               | 8,190,598 | 8,868  | 4,787,023 | 12,642                       | 11,616 |
| 104                          | 6,021      | 69     | 60,815     | 360                                 | 43,116    | 276    | 36,527    | 3                            | 16     |
| 36                           | 12,795     | 16     | 47,575     | 51                                  | 45,085    | 104    | 22,354    | 166                          | 19     |
| 1                            | 500        | 6      | 2,500      | 6                                   | 1,300     | 15     | 3,650     | 0                            | 0      |
| 44                           | 9,150      | 30     | 5,260      | 46                                  | 21,175    | 46     | 17,750    | 66                           | 14     |
| 284                          | 112,038    | 196    | 232,495    | 537                                 | 304,426   | 506    | 113,935   | 7                            | 16     |
| 14                           | 2,192,074  | 30     | 586,643    | 539                                 | 233,851   | 455    | 521,872   | 1,156                        | 2,694  |
| 2                            | 1,500      | 1      | 1,500      | 2                                   | 1,050     | 0      | 0         | 4                            | 2      |
| 0                            | 0          | 0      | 0          | 1                                   | 1,200     | 0      | 0         | 0                            | 0      |
| 5                            | 900        | 2      | 10,000     | 1                                   | 1,000     | 0      | 0         | 0                            | 1      |
| 37                           | 5,438      | 17     | 16,680     | 199                                 | 30,002    | 178    | 16,179    | 2                            | 2      |

## Building Construction in 2,707 Cities Reporting to the Bureau

PACIFIC

| State and city                     | Total construction |                |        |                | New residential buildings |                |        |                |
|------------------------------------|--------------------|----------------|--------|----------------|---------------------------|----------------|--------|----------------|
|                                    | 1943               |                | 1942   |                | 1943                      |                | 1942   |                |
|                                    | Number             | Valuation      | Number | Valuation      | Number                    | Valuation      | Number | Valuation      |
| <b>Washington—Con.</b>             |                    | <i>Dollars</i> |        | <i>Dollars</i> |                           | <i>Dollars</i> |        | <i>Dollars</i> |
| 230 Chehalis.....                  | 146                | 39,361         | 130    | 26,817         | 1                         | 2,500          | 2      | 5,500          |
| 231 Chewelah.....                  | 30                 | 21,965         | 52     | 31,660         | 3                         | 5,200          | 5      | 5,500          |
| 232 Clarkston.....                 | 100                | 22,255         | 62     | 14,495         | 0                         | 0              | 3      | 6,000          |
| 233 Colfax.....                    | 22                 | 8,790          | 13     | 31,685         | 0                         | 0              | 0      | 0              |
| 234 Cosmopolis.....                | 2                  | 145            | 4      | 450            | 0                         | 0              | 0      | 0              |
| 235 Davenport.....                 | 3                  | 675            | 5      | 2,250          | 0                         | 0              | 0      | 0              |
| 236 Ellensburg.....                | 88                 | 23,465         | 55     | 17,910         | 1                         | 195            | 1      | 500            |
| 237 Enumclaw.....                  | 19                 | 8,350          | 11     | 11,050         | 1                         | 3,500          | 2      | 8,000          |
| 238 Everett.....                   | 1,409              | 2,608,243      | 585    | 940,129        | 888                       | 2,101,683      | 90     | 266,714        |
| 239 Grandview.....                 | 12                 | 27,100         | 6      | 12,800         | 1                         | 500            | 1      | 1,000          |
| 240 Hoquiam.....                   | 255                | 33,952         | 184    | 40,230         | 0                         | 0              | 1      | 800            |
| 241 Kalama.....                    | 0                  | 0              | 0      | 0              | 0                         | 0              | 0      | 0              |
| 242 Kennewick.....                 | 345                | 796,676        | 80     | 85,002         | 210                       | 713,905        | 21     | 43,649         |
| 243 Kent.....                      | 37                 | 26,655         | 25     | 30,750         | 22                        | 10,450         | 18     | 21,050         |
| 244 Kirkland.....                  | 25                 | 52,400         | 33     | 73,200         | 7                         | 29,000         | 19     | 47,450         |
| 245 Longview.....                  | 635                | 381,515        | 263    | 279,477        | 138                       | 306,200        | 55     | 161,775        |
| 246 Marysville.....                | 36                 | 9,963          | 55     | 37,870         | 4                         | 4,750          | 9      | 8,800          |
| 247 Montesano.....                 | 26                 | 4,725          | 7      | 975            | 0                         | 0              | 0      | 0              |
| 248 Morton.....                    | 36                 | 15,404         | 17     | 15,799         | 6                         | 8,949          | 3      | 5,999          |
| 249 Odessa.....                    | 11                 | 3,590          | 9      | 22,750         | 0                         | 0              | 0      | 0              |
| 250 Olympia.....                   | 275                | 88,011         | 248    | 294,394        | 1                         | 5,000          | 13     | 40,800         |
| 251 Omak.....                      | 15                 | 2,985          | 23     | 10,324         | 0                         | 0              | 2      | 2,200          |
| 252 Orting.....                    | 35                 | 7,732          | 14     | 3,360          | 5                         | 2,600          | 2      | 2,300          |
| 253 Pasco.....                     | 466                | 907,477        | 127    | 314,534        | 370                       | 789,642        | 30     | 105,850        |
| 254 Port Angeles.....              | 100                | 17,170         | 103    | 152,446        | 2                         | 1,900          | 21     | 46,550         |
| 255 Port Townsend...               | 105                | 210,780        | 40     | 234,636        | 61                        | 122,850        | 7      | 2,650          |
| 256 Pullman.....                   | 30                 | 52,994         | 38     | 172,681        | 2                         | 400            | 1      | 2,000          |
| 257 Raymond.....                   | 40                 | 5,605          | 64     | 12,452         | 0                         | 0              | 1      | 0              |
| 258 Renton.....                    | 151                | 1,480,276      | 716    | 4,156,711      | 7                         | 682,955        | 550    | 2,226,771      |
| 259 *Seattle.....                  | 7,307              | 24,046,415     | 6,766  | 22,384,918     | 4,105                     | 12,555,300     | 3,134  | 11,224,192     |
| 260 Sequim.....                    | 10                 | 4,610          | 7      | 1,230          | 1                         | 110            | 0      | 0              |
| 261 *Spokane.....                  | 5,616              | 12,282,341     | 2,464  | 7,675,203      | 3,127                     | 9,763,617      | 398    | 1,568,510      |
| 262 *Tacoma.....                   | 2,538              | 5,990,432      | 4,297  | 13,162,905     | 1,095                     | 3,886,235      | 3,037  | 11,142,166     |
| 263 Tenino.....                    | 1                  | 200            | 4      | 610            | 0                         | 0              | 0      | 0              |
| 264 Vancouver.....                 | 1,122              | 1,345,198      | 1,724  | 14,020,165     | 142                       | 462,775        | 1,054  | 3,765,965      |
| 265 Walla Walla <sup>1</sup> ..... | 411                | 139,981        | 383    | 2,549,313      | 20                        | 35,535         | 24     | 67,900         |
| 266 Wenatchee.....                 | 127                | 97,805         | 127    | 71,843         | 1                         | 500            | 1      | 2,800          |
| 267 Woodland.....                  | 16                 | 6,222          | 2      | 50             | 2                         | 4,000          | 0      | 0              |

\*In sample of 257 cities. See text and tables, pp. 15 to 21.

<sup>1</sup> Includes 11 months only in 1943.



## of Labor Statistics, by City, 1942 and 1943—Continued

STATES—Continued

| New nonresidential buildings |                |        |                | Additions, alterations, and repairs |                |        |                | Number of new dwelling units |       |
|------------------------------|----------------|--------|----------------|-------------------------------------|----------------|--------|----------------|------------------------------|-------|
| 1943                         |                | 1942   |                | 1943                                |                | 1942   |                | 1943                         | 1942  |
| Number                       | Valuation      | Number | Valuation      | Number                              | Valuation      | Number | Valuation      |                              |       |
|                              | <i>Dollars</i> |        | <i>Dollars</i> |                                     | <i>Dollars</i> |        | <i>Dollars</i> |                              |       |
| 26                           | 8,370          | 11     | 1,770          | 119                                 | 23,491         | 117    | 19,547         | 1                            | 2     |
| 14                           | 11,995         | 22     | 13,715         | 13                                  | 4,770          | 25     | 12,445         | 3                            | 5     |
| 12                           | 1,600          | 5      | 985            | 88                                  | 20,655         | 54     | 7,510          | 0                            | 3     |
| 14                           | 5,910          | 9      | 5,580          | 8                                   | 2,880          | 4      | 26,105         | 0                            | 0     |
| 0                            | 0              | 2      | 150            | 2                                   | 145            | 2      | 300            | 0                            | 0     |
| 1                            | 250            | 0      | 0              | 2                                   | 425            | 5      | 2,250          | 0                            | 0     |
| 16                           | 4,460          | 4      | 3,835          | 71                                  | 18,510         | 50     | 13,575         | 1                            | 1     |
| 6                            | 700            | 5      | 1,900          | 12                                  | 4,150          | 4      | 1,150          | 1                            | 2     |
| 83                           | 62,565         | 91     | 553,280        | 438                                 | 444,000        | 404    | 120,135        | 931                          | 90    |
| 3                            | 15,000         | 5      | 11,800         | 8                                   | 11,600         | 0      | 0              | 1                            | 1     |
| 43                           | 6,527          | 21     | 12,654         | 212                                 | 27,425         | 162    | 26,776         | 0                            | 1     |
| 0                            | 0              | 0      | 0              | 0                                   | 0              | 0      | 0              | 0                            | 0     |
| 76                           | 48,195         | 20     | 5,875          | 59                                  | 34,576         | 39     | 35,478         | 210                          | 22    |
| 5                            | 725            | 7      | 9,700          | 10                                  | 15,480         | 0      | 0              | 22                           | 18    |
| 7                            | 14,950         | 4      | 21,900         | 11                                  | 8,450          | 10     | 3,850          | 10                           | 19    |
| 209                          | 35,040         | 91     | 78,662         | 198                                 | 40,275         | 117    | 39,040         | 180                          | 66    |
| 0                            | 1,605          | 10     | 19,185         | 16                                  | 3,608          | 36     | 9,885          | 4                            | 9     |
| 0                            | 0              | 0      | 0              | 26                                  | 4,725          | 7      | 975            | 0                            | 0     |
| 18                           | 3,180          | 6      | 7,500          | 12                                  | 3,275          | 8      | 2,300          | 5                            | 4     |
| 10                           | 3,310          | 8      | 20,250         | 1                                   | 280            | 1      | 2,500          | 0                            | 0     |
| 47                           | 8,350          | 36     | 195,215        | 227                                 | 74,661         | 199    | 58,379         | 1                            | 16    |
| 11                           | 1,735          | 4      | 550            | 4                                   | 1,250          | 17     | 7,574          | 0                            | 2     |
| 9                            | 705            | 5      | 165            | 21                                  | 4,477          | 7      | 895            | 5                            | 2     |
| 33                           | 78,939         | 22     | 132,700        | 63                                  | 38,896         | 75     | 75,984         | 370                          | 31    |
| 34                           | 4,340          | 17     | 21,500         | 64                                  | 10,930         | 65     | 84,396         | 2                            | 21    |
| 15                           | 81,715         | 11     | 118,465        | 29                                  | 6,215          | 22     | 113,521        | 61                           | 7     |
| 12                           | 47,834         | 5      | 160,773        | 16                                  | 4,760          | 32     | 9,908          | 4                            | 1     |
| 11                           | 1,350          | 7      | 2,390          | 29                                  | 4,255          | 56     | 9,192          | 0                            | 1     |
| 31                           | 759,993        | 51     | 1,884,556      | 113                                 | 37,328         | 115    | 45,384         | 433                          | 579   |
| 856                          | 8,648,395      | 862    | 9,274,988      | 2,346                               | 2,842,720      | 2,770  | 1,885,738      | 4,306                        | 3,391 |
| 0                            | 0              | 3      | 525            | 9                                   | 4,500          | 4      | 705            | 0                            | 0     |
| 986                          | 398,617        | 906    | 5,549,228      | 1,503                               | 2,120,107      | 1,160  | 557,465        | 3,453                        | 412   |
| 509                          | 899,375        | 447    | 1,503,477      | 934                                 | 1,204,822      | 813    | 517,262        | 1,099                        | 3,048 |
| 1                            | 200            | 4      | 610            | 0                                   | 0              | 0      | 0              | 0                            | 0     |
| 374                          | 559,133        | 172    | 10,050,682     | 606                                 | 323,290        | 498    | 203,518        | 152                          | 1,072 |
| 68                           | 26,221         | 64     | 2,363,277      | 323                                 | 78,225         | 295    | 118,136        | 20                           | 25    |
| 11                           | 21,085         | 13     | 30,315         | 115                                 | 76,220         | 113    | 38,728         | 1                            | 1     |
| 6                            | 505            | 0      | 0              | 8                                   | 1,717          | 2      | 50             | 2                            | 0     |

U. S. GOVERNMENT PRINTING OFFICE: 1944