

---

UNITED STATES DEPARTMENT OF LABOR

*Frances Perkins, Secretary*

BUREAU OF LABOR STATISTICS

*Isador Lubin, Commissioner (on leave)*

*A. F. Hinrichs, Acting Commissioner*

+

# Union Wages and Hours in the Printing Trades, July 1, 1943

Prepared in the

DIVISION OF INDUSTRIAL RELATIONS

*Florence Peterson, Chief*



## *Bulletin No. 781*

[Reprinted from the Monthly Labor Review, April 1944, with additional data]

---

For sale by the Superintendent of Documents, U. S. Government Printing Office  
Washington 25, D. C. - Price 15 cents

## Letter of Transmittal

UNITED STATES DEPARTMENT OF LABOR,  
BUREAU OF LABOR STATISTICS,  
*Washington, D. C., April 17, 1944.*

The Secretary of Labor:

I have the honor to transmit herewith a report covering union wages and hours in the printing trades as of July 1, 1943.

This report was prepared in the Industrial Relations Division. Donald H. Gerrish was in immediate charge of the field work and preparation of the bulletin, assisted by Annette V. Simi, under the general supervision of Don Q. Crowther.

A. F. HINRICHS,  
*Acting Commissioner.*

HON. FRANCES PERKINS,  
*Secretary of Labor.*

(II)

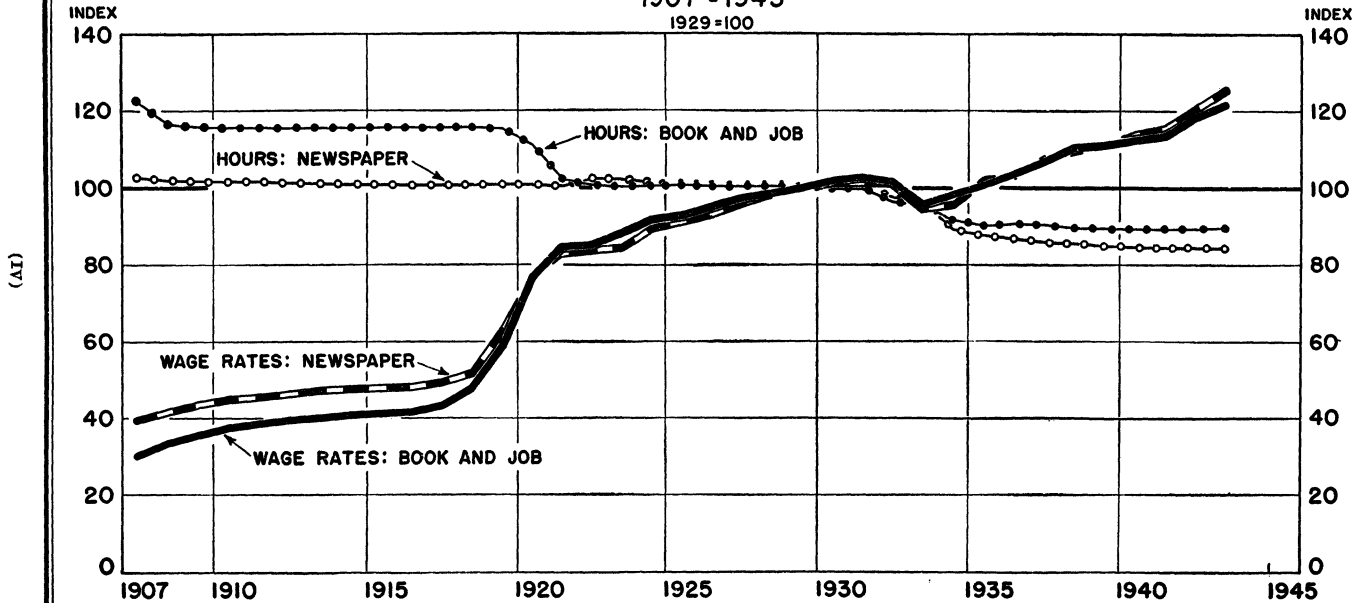
## Contents

|  | Page |
|--|------|
| Summary.....   | 1    |
| Scope and method of study.....                             | 1    |
| Trend of union wage rates, 1907 to 1943.....               | 3    |
| Trends in individual trades.....                           | 3    |
| Union wage rates in 1943.....                              | 5    |
| Changes in union rates between 1942 and 1943.....          | 9    |
| Night-rate differentials on newspapers.....                | 11   |
| City and regional averages:                                |      |
| Average rates in each city.....                            | 12   |
| Average rates, by size of city.....                        | 14   |
| Regional differences.....                                  | 16   |
| Overtime rates.....  | 18   |
| Weekly hours:  |      |
| Trend, 1907 to 1943.....                                   | 18   |
| Trends in individual trades.....                           | 19   |
| Union hours, 1943.....                                     | 19   |
| Union scales of wages and hours, by trades and cities..... | 22   |

CHART I

# UNION SCALES OF WAGES AND HOURS IN THE PRINTING TRADES

1907 - 1943  
1929 = 100



UNITED STATES DEPARTMENT OF LABOR  
BUREAU OF LABOR STATISTICS

3-44



---

---

*Bulletin No. 781 of the*

*United States Bureau of Labor Statistics*

[Reprinted from the MONTHLY LABOR REVIEW, April 1944, with additional data]

---

---

## Union Wages and Hours in the Printing Trades, July 1, 1943

### *Summary*

Union wage rates averaged \$1.304 per hour on July 1, 1943, for all printing trades in the 75 cities surveyed by the Bureau of Labor Statistics. The average for the book and job trades was \$1.218 and for the newspaper trades \$1.472. These averages represent an increase of 3.3 percent in the general level of union rates during the 13-month period from June 1, 1942, to July 1, 1943, bringing the index for the printing trades to 122.8 (1929=100). Union rates for the newspaper branch advanced 4.2 percent and for the book and job 2.7 percent. About two-thirds of the union members benefited by these increases in wage scales. Actual scales in July 1943 ranged from 40 cents per hour for book and job bindery women and platen press feeders in San Antonio to \$2.667 per hour for hand compositors and machine operators on Hebrew newspapers in New York.

The average maximum workweek permitted at straight time by union agreements was 38.9 hours for all printing trades. The book and job average was 39.6 hours and the newspaper average 37.4 hours. Almost 90 percent of the book and job workers had a basic 40-hour week, while a majority of the newspaper workers had a 37½-hour week. Time and one-half was reported as the initial overtime rate in over 99 percent of the quotations, covering 99.5 percent of the union members.

### *Scope and Method of Study*

Data on union scales of wages and hours in the printing trades have been collected by the Bureau of Labor Statistics each year since 1907. The early studies were made in 39 cities and included 7 book and job occupations and 4 newspaper occupations. The studies have been gradually extended to cover 75 cities and now include 11 book and job occupations and 8 newspaper occupations. These cities are in 40 States and the District of Columbia.<sup>1</sup>

The wage and hour scales obtained were those in effect on July 1 for union members only. No attempt was made to ascertain what proportions of all the workers in the different occupations were union members. The data were collected by field representatives of the Bureau who visited some responsible official of each local union whose scales are included in the study. Scales in negotiation or before the National War Labor Board at the time our representative called were

---

<sup>1</sup> See footnote, p. 2.

further checked before the data were tabulated so that increases retroactive to July 1, 1943, would be reflected in this report. The 1943 survey included 2,554 quotations of scales, covering 63,703 book and job members and 32,418 newspaper members.

*Apprentices and foremen.*—A young person working in the trade for a definite number of years, for the purpose of learning the trade, and receiving instruction as an element of compensation, is considered an apprentice. Scales for apprentices are not included in this report.

No rates are included for strictly supervising foremen, or for individuals who are paid unusual rates because of some personal qualification as distinct from the usual trade qualifications.

*Averages.*—In computing the averages, each particular wage rate or hour scale was weighted by the number of members reported in that particular quotation. When a union representative reported more than one occupational wage rate he was requested to divide the total membership to show the number normally working for each specified rate. Thus, the averages reflect not only the actual rates provided in the union agreements, but also the number of persons presumably benefiting from these rates. Honorary and inactive members were excluded, as were members employed in Government printing plants where wage scales are not established through agreements with the union.

*Index numbers.*—In the series of index numbers, the percentage change from year to year is based on aggregates computed from the quotations of unions which furnished reports for identical occupations in both years. The membership weights in both of the aggregates used in each year-to-year comparison are those reported for the second

<sup>1</sup> The following are the cities covered. The numerals indicate the population group in which the city is included in tables 8 and 9.

*North and Pacific*

|  |                                  |
|--|----------------------------------|
| Baltimore, Md., II.                                      | New Haven, Conn., IV.            |
| Binghamton, N. Y., V.                                    | New York, N. Y., I.              |
| Boston, Mass., II.                                       | Omaha, Neb., IV.                 |
| Buffalo, N. Y., II.                                      | Peoria, Ill., IV.                |
| Butte, Mont., V.   | Philadelphia, Pa., I.            |
| Charleston, W. Va., V.                                   | Pittsburgh, Pa., II.             |
| Chicago, Ill., I.  | Portland, Maine, V.              |
| Cincinnati, Ohio, III.                                   | Portland, Oreg., III.            |
| Cleveland, Ohio, II.                                     | Providence, R. I., III.          |
| Columbus, Ohio, III.                                     | Reading, Pa., IV.                |
| Davenport, Iowa, included in Rock Island (III) district. | Rochester, N. Y., III.           |
| Dayton, Ohio, IV.  | Rock Island (Ill.) district, IV. |
| Denver, Colo., III.                                      | St. Louis, Mo., II.              |
| Des Moines, Iowa, IV.                                    | St. Paul, Minn., III.            |
| Detroit, Mich., I.                                       | Salt Lake City, Utah, IV.        |
| Duluth, Minn., IV.                                       | San Francisco, Calif., II.       |
| Erie, Pa., IV.   | Scranton, Pa., IV.               |
| Grand Rapids, Mich., IV.                                 | Seattle, Wash., III.             |
| Indianapolis, Ind., III.                                 | South Bend, Ind., IV.            |
| Kansas City, Mo., III.                                   | Spokane, Wash., IV.              |
| Los Angeles, Calif., I.                                  | Springfield, Mass., IV.          |
| Madison, Wis., V.  | Toledo, Ohio, III.               |
| Manchester, N. H., V.                                    | Washington, D. C., II.           |
| Milwaukee, Wis., II.                                     | Wichita, Kans., IV.              |
| Minneapolis, Minn., III.                                 | Worcester, Mass., IV.            |
| Moline, Ill., included in Rock Island (III) district.    | York, Pa., V.                    |
| Newark, N. J., III.                                      | Youngstown, Ohio, IV.            |

*South and Southwest*

|                         |                           |
|-------------------------|---------------------------|
| Atlanta, Ga., III.      | Memphis, Tenn., III.      |
| Birmingham, Ala., III.  | Mobile, Ala., V.          |
| Charleston, S. C., V.   | Nashville, Tenn., IV.     |
| Charlotte, N. C., IV.   | New Orleans, La., III.    |
| Dallas, Tex., III.      | Norfolk, Va., IV.         |
| El Paso, Tex., V.       | Oklahoma City, Okla., IV. |
| Houston, Tex., III.     | Phoenix, Ariz., V.        |
| Jackson, Miss., V.      | Richmond, Va., IV.        |
| Jacksonville, Fla., IV. | San Antonio, Tex., III.   |
| Little Rock, Ark., V.   | Tampa, Fla., IV.          |
| Louisville, Ky., III.   |                           |

year. The index for each year is computed by multiplying the index for the preceding year by the ratio of the aggregates so obtained. The index numbers were revised on this basis in 1936 in order to eliminate the influence of changes in union membership which obscure the real changes in wages and hours.

For the trend of union rates, the tables of indexes (tables 1 and 2) should be consulted; for a comparison of wage rates between trades or cities at a given time, the tables of averages (tables 4 and 8) should be used.

### *Trend of Union Wage Rates, 1907-43*

The general level of wage rates for all printing trades combined advanced 3.3 percent during the 13-month period from June 1, 1942, to July 1, 1943. Newspaper scales advanced substantially more than book and job—4.2 percent as compared with 2.7 percent. These raises increased the index (1929=100) for newspaper trades to 125.1, for book and job to 121.5, and the index for the combined groups to 122.8 (table 1).

Wages have been increasing steadily in the printing trades since 1933, the greatest average rise occurring between June 1, 1941, and June 1, 1942. Since the summer of 1939 the average union rates for all printing trades have increased 10.5 percent; for book and job trades, 9.2 percent; and for newspaper trades, 12.6 percent.

TABLE 1.—*Indexes of Union Hourly Wage Rates in All Printing Trades, 1907-43*  
[1929=100]

| Year      | Hourly wage rates |              |           | Year      | Hourly wage rates |              |           |
|-----------|-------------------|--------------|-----------|-----------|-------------------|--------------|-----------|
|           | All printing      | Book and job | Newspaper |           | All printing      | Book and job | Newspaper |
| 1907..... | (1)               | 30.0         | 39.2      | 1926..... | 94.0              | 95.0         | 93.1      |
| 1908..... | (1)               | 33.3         | 41.3      | 1927..... | 96.7              | 97.3         | 95.9      |
| 1909..... | (1)               | 35.7         | 43.1      | 1928..... | 98.5              | 98.7         | 98.3      |
| 1910..... | (1)               | 37.6         | 44.6      | 1929..... | 100.0             | 100.0        | 100.0     |
| 1911..... | 40.0              | 38.6         | 45.2      | 1930..... | 101.5             | 101.8        | 101.0     |
| 1912..... | 40.7              | 39.3         | 46.0      | 1931..... | 102.1             | 102.5        | 101.3     |
| 1913..... | 41.5              | 40.0         | 47.0      | 1932..... | 101.3             | 101.4        | 101.1     |
| 1914..... | 42.3              | 40.9         | 47.5      | 1933..... | 95.3              | 95.8         | 94.5      |
| 1915..... | 42.5              | 41.1         | 47.8      | 1934..... | 97.3              | 98.4         | 95.8      |
| 1916..... | 42.9              | 41.7         | 48.0      | 1935..... | 101.0             | 100.6        | 101.6     |
| 1917..... | 44.4              | 43.2         | 49.2      | 1936..... | 103.3             | 103.5        | 103.1     |
| 1918..... | 48.3              | 47.8         | 51.6      | 1937..... | 106.8             | 106.7        | 107.0     |
| 1919..... | 59.1              | 58.9         | 62.2      | 1938..... | 110.2             | 110.4        | 109.8     |
| 1920..... | 75.7              | 76.9         | 76.1      | 1939..... | 111.2             | 111.2        | 111.1     |
| 1921..... | 83.0              | 84.7         | 82.8      | 1940..... | 112.7             | 112.2        | 113.5     |
| 1922..... | 83.8              | 85.0         | 83.5      | 1941..... | 114.1             | 113.5        | 115.1     |
| 1923..... | 86.4              | 88.3         | 84.4      | 1942..... | 119.0             | 118.3        | 120.1     |
| 1924..... | 90.6              | 92.0         | 89.5      | 1943..... | 122.8             | 121.5        | 125.1     |
| 1925..... | 92.0              | 92.9         | 91.1      |           |                   |              |           |

<sup>1</sup> Combined data for the years 1907-10 not available.

### *Trends in Individual Trades*

Each of the trades in both the book and job and newspaper branches recorded increases in average wage rates during the 13-month period between the 1942 and 1943 studies. These increases ranged from 0.6 percent for book and job photoengravers to 5.1 percent for newspaper mailers.<sup>2</sup> Among the book and job trades, bookbinders had the

<sup>2</sup> No index has been computed for mailers. (See table 3.)

TABLE 2.—Indexes of Union Hourly Wage Rates in Each Printing Trade, 1916 to 1943

[1920=100]

## BOOK AND JOB

| Year | Bindery women | Bookbinders | Compositors, hand | Machine operators | Machine tenders (machinists) | Electrotypers | Photoengravers | Press assistants and feeders | Pressmen, cylinder | Pressmen, platen |
|------|---------------|-------------|-------------------|-------------------|------------------------------|---------------|----------------|------------------------------|--------------------|------------------|
| 1916 | 37.9          | 40.6        | 42.0              | 45.7              | 45.0                         | 41.0          | 38.9           | 36.0                         | 44.2               | 41.8             |
| 1917 | 40.6          | 43.1        | 42.9              | 46.8              | 46.1                         | 42.3          | 42.3           | 37.9                         | 45.0               | 43.9             |
| 1918 | 45.3          | 48.4        | 47.3              | 50.5              | 50.6                         | 44.4          | 44.9           | 44.3                         | 49.9               | 48.4             |
| 1919 | 58.7          | 61.8        | 57.8              | 60.9              | 62.2                         | 50.9          | 52.3           | 57.1                         | 60.5               | 59.4             |
| 1920 | 81.1          | 81.2        | 76.1              | 77.6              | 77.9                         | 72.9          | 72.2           | 78.4                         | 78.6               | 80.5             |
| 1921 | 94.7          | 88.9        | 87.3              | 87.8              | 90.1                         | 84.7          | 76.9           | 84.8                         | 86.8               | 89.9             |
| 1922 | 91.7          | 85.3        | 88.8              | 87.9              | 89.0                         | 86.4          | 77.6           | 82.1                         | 84.8               | 87.9             |
| 1923 | 95.8          | 90.5        | 90.9              | 89.5              | 90.8                         | 91.8          | 78.4           | 91.9                         | 91.5               | 91.5             |
| 1924 | 97.2          | 94.5        | 94.9              | 93.3              | 94.8                         | 95.2          | 83.9           | 91.1                         | 94.2               | 94.3             |
| 1925 | 98.3          | 95.6        | 94.4              | 93.3              | 94.9                         | 94.9          | 86.0           | 96.2                         | 95.4               | 94.8             |
| 1926 | 96.4          | 97.3        | 96.3              | 94.4              | 98.2                         | 95.8          | 91.5           | 97.3                         | 97.3               | 99.3             |
| 1927 | 98.7          | 99.4        | 98.0              | 95.1              | 98.8                         | 96.9          | 95.9           | 98.5                         | 97.5               | 100.2            |
| 1928 | 99.2          | 98.9        | 99.5              | 98.4              | 99.2                         | 97.7          | 98.6           | 99.1                         | 98.3               | 98.5             |
| 1929 | 100.0         | 100.0       | 100.0             | 100.0             | 100.0                        | 100.0         | 100.0          | 100.0                        | 100.0              | 100.0            |
| 1930 | 100.7         | 101.2       | 102.2             | 102.7             | 101.8                        | 102.9         | 100.2          | 101.2                        | 101.8              | 101.7            |
| 1931 | 101.2         | 101.6       | 102.8             | 103.2             | 102.9                        | 105.2         | 100.5          | 102.0                        | 102.5              | 102.2            |
| 1932 | 98.7          | 97.9        | 102.5             | 103.3             | 103.5                        | 104.8         | 103.5          | 97.6                         | 99.8               | 100.0            |
| 1933 | 94.8          | 94.4        | 96.3              | 96.9              | 97.4                         | 98.2          | 101.5          | 90.9                         | 93.5               | 93.1             |
| 1934 | 99.6          | 97.9        | 97.3              | 97.0              | 100.4                        | 105.1         | 103.1          | 94.4                         | 96.3               | 95.7             |
| 1935 | 100.5         | 99.3        | 99.0              | 98.6              | 100.9                        | 106.7         | 109.6          | 96.5                         | 97.5               | 96.4             |
| 1936 | 102.4         | 100.6       | 102.0             | 102.0             | 104.0                        | 107.1         | 112.3          | 99.7                         | 101.5              | 100.4            |
| 1937 | 104.0         | 103.4       | 105.8             | 104.8             | 107.0                        | 108.5         | 113.7          | 104.8                        | 105.1              | 105.0            |
| 1938 | 109.0         | 107.2       | 109.4             | 107.7             | 110.3                        | 113.4         | 116.6          | 110.2                        | 108.2              | 108.2            |
| 1939 | 110.6         | 109.3       | 109.9             | 108.0             | 110.7                        | 114.2         | 117.5          | 110.9                        | 109.0              | 109.2            |
| 1940 | 111.1         | 109.9       | 111.8             | 108.8             | 111.9                        | 114.4         | 118.4          | 111.7                        | 109.7              | 109.8            |
| 1941 | 113.9         | 111.5       | 113.4             | 109.7             | 112.8                        | 116.8         | 118.9          | 112.8                        | 110.5              | 110.9            |
| 1942 | 120.3         | 117.3       | 117.6             | 114.9             | 118.0                        | 118.9         | 121.0          | 119.5                        | 116.0              | 116.3            |
| 1943 | 124.0         | 121.7       | 120.9             | 118.3             | 121.6                        | 122.2         | 121.6          | 123.3                        | 119.3              | 120.0            |

## NEWSPAPER

| Year | Compositors, hand | Machine operators | Machine tenders (machinists) | Photoengravers | Pressmen, web presses <sup>1</sup> | Stereotypers |
|------|-------------------|-------------------|------------------------------|----------------|------------------------------------|--------------|
| 1916 | 48.9              | 47.5              | 50.7                         | 42.7           | 46.3                               | 51.3         |
| 1917 | 50.1              | 48.9              | 51.3                         | 44.6           | 47.2                               | 52.6         |
| 1918 | 52.3              | 50.6              | 53.8                         | 48.3           | 50.9                               | 54.8         |
| 1919 | 62.9              | 61.6              | 68.3                         | 56.9           | 62.7                               | 61.7         |
| 1920 | 76.4              | 76.3              | 84.3                         | 65.6           | 77.5                               | 75.3         |
| 1921 | 83.3              | 81.2              | 87.9                         | 77.6           | 83.0                               | 87.7         |
| 1922 | 85.2              | 83.4              | 88.7                         | 81.3           | 78.7                               | 86.4         |
| 1923 | 86.0              | 84.3              | 88.9                         | 81.0           | 79.8                               | 88.1         |
| 1924 | 90.6              | 89.4              | 94.0                         | 84.4           | 88.7                               | 90.7         |
| 1925 | 91.3              | 91.1              | 91.4                         | 87.8           | 92.7                               | 93.1         |
| 1926 | 93.4              | 93.4              | 90.5                         | 94.4           | 92.7                               | 94.3         |
| 1927 | 96.5              | 95.4              | 95.7                         | 95.7           | 97.5                               | 95.5         |
| 1928 | 98.3              | 98.9              | 97.9                         | 99.5           | 96.6                               | 95.5         |
| 1929 | 100.0             | 100.0             | 100.0                        | 100.0          | 100.0                              | 100.0        |
| 1930 | 100.9             | 100.8             | 100.8                        | 101.6          | 101.7                              | 100.8        |
| 1931 | 101.0             | 100.9             | 101.0                        | 102.6          | 102.3                              | 101.2        |
| 1932 | 100.0             | 100.2             | 100.4                        | 103.8          | 103.6                              | 100.2        |
| 1933 | 93.4              | 93.7              | 93.3                         | 96.0           | 97.0                               | 94.6         |
| 1934 | 94.8              | 94.9              | 94.5                         | 100.5          | 97.2                               | 96.0         |
| 1935 | 100.9             | 101.2             | 100.9                        | 105.3          | 102.5                              | 100.5        |
| 1936 | 102.7             | 102.9             | 102.8                        | 107.9          | 103.1                              | 102.0        |
| 1937 | 107.1             | 107.3             | 107.2                        | 109.9          | 106.5                              | 105.2        |
| 1938 | 109.3             | 109.7             | 109.8                        | 115.5          | 109.3                              | 108.8        |
| 1939 | 110.1             | 110.5             | 110.3                        | 117.8          | 111.7                              | 109.9        |
| 1940 | 112.4             | 112.6             | 112.4                        | 119.1          | 114.4                              | 113.0        |
| 1941 | 113.8             | 113.7             | 113.7                        | 119.6          | 116.0                              | 114.8        |
| 1942 | 118.6             | 118.6             | 119.0                        | 122.0          | 120.5                              | 120.3        |
| 1943 | 123.7             | 123.2             | 124.0                        | 123.6          | 126.4                              | 125.4        |

<sup>1</sup> Includes pressmen-in-charge.

highest percentage increase (3.7 percent). Bindery women, press assistants and feeders, platen pressmen, and composing-machine tenders also had increases exceeding 3 percent. All of the newspaper trades except composing-machine tenders and photoengravers had average rate increases exceeding 4 percent.

Since the start of the war in 1939 bindery women have had the greatest average increase in scales for any book and job trade (12.1 percent). Stereotypers, with 14.1 percent, have recorded the largest percentage increase for any newspaper trade since 1939.

The indexes for each printing trade, except mailers, are shown in table 2. Separate indexes for day work and night work in the newspaper trades are not shown, since the trends are similar.

Since data for mailers were not collected in 1929, it is impossible to present index numbers for this craft comparable with those of the other trades. Year-to-year changes, based on comparable quotations, are given in table 3.

TABLE 3.—Percent of Change in Union Hourly Wage Rates and Weekly Hours of Mailers, 1937 to 1943

| Item                   | Percent of change from preceding year |      |      |      |      |      |
|------------------------|---------------------------------------|------|------|------|------|------|
|                        | 1938                                  | 1939 | 1940 | 1941 | 1942 | 1943 |
| Mailers, book and job: |                                       |      |      |      |      |      |
| Hourly wage rates..... | +5.9                                  | +1.7 | +2.7 | +1.3 | +5.2 | +1.7 |
| Weekly hours.....      | 0                                     | 0    | -.5  | 0    | 0    | 0    |
| Mailers, newspaper:    |                                       |      |      |      |      |      |
| Hourly wage rates..... | +2.7                                  | + .8 | +3.1 | +4.0 | +6.6 | +5.1 |
| Weekly hours.....      | 0                                     | + .1 | -.7  | -.1  | -.4  | 0    |

### Union Wage Rates in 1943

The average union wage rate for all printing-trades members in 75 cities surveyed on July 1, 1943, was \$1.304 per hour (table 4). The book and job average was \$1.218; the newspaper average for day and night work combined was \$1.472. The average for newspaper day workers (\$1.394) was almost 15 cents per hour less than the average for night workers (\$1.542).

Among the individual book and job trades, photoengravers had the highest average hourly rate (\$1.644), more than 10 cents per hour higher than the average for electrotypers (\$1.535) who were in second place. In addition, composing-machine operators, machine tenders, and cylinder pressmen had rates exceeding \$1.35 per hour. Bindery women had the lowest average in this branch (\$0.609).

Photoengravers in the newspaper branch also had the highest average per hour (\$1.731). This rate was over 25 cents higher than the average for all newspaper workers (\$1.472). Three trades had rates below \$1.50—journeymen pressmen (\$1.43), stereotypers (\$1.41), and mailers (\$1.178) who had the lowest rate in this branch.

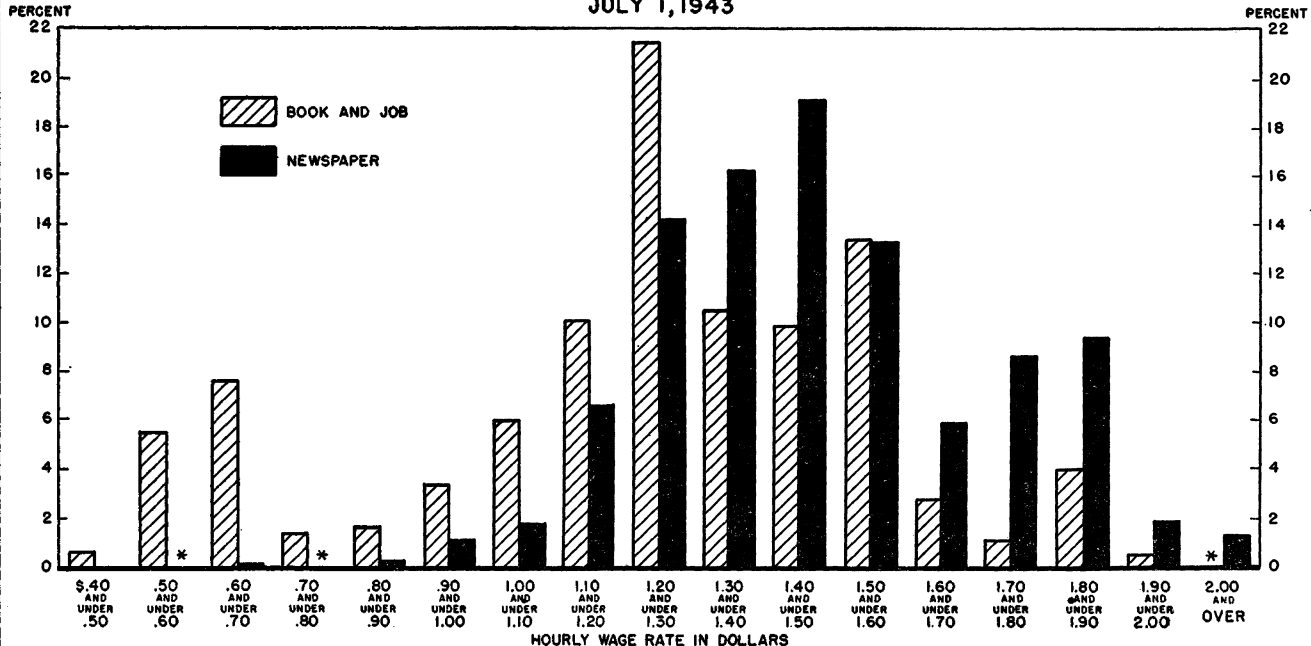
Almost three-fifths of the printing-trades members had rates ranging from \$1.20 to \$1.60 per hour. Over 55 percent of the book and job members and 63 percent of the newspaper members had rates in this range.

In the book and job trades, rates ranged from 40 cents per hour for bindery women and platen-press feeders in San Antonio to \$2.00 per

CHART 2

## DISTRIBUTION OF UNION MEMBERS IN PRINTING TRADES ACCORDING TO HOURLY WAGE RATES

JULY 1, 1943



UNITED STATES DEPARTMENT OF LABOR  
BUREAU OF LABOR STATISTICS

\* LESS THAN A TENTH OF ONE PERCENT

hour for composing-room machine operators working on Hebrew text in New York. Slightly over 8 percent of the members in this branch had rates of \$1.60 or more.

In the newspaper trades, rates ranged from 55 cents per hour (the starting rate) for mailers in Portland, Maine, to \$2.667 for hand compositors and machine operators (working nights) on Hebrew text in New York. Over one-fourth of the workers earned \$1.60 or more and less than 10 percent had rates below \$1.20. About 69 percent of the day-shift newspaper members and about 58 percent of the night-shift members had rates between \$1.20 and \$1.60 per hour. Only 16 percent of the day workers had rates of \$1.60 or more, as compared to over 37 percent of those on the night shift; and 15.1 percent of the day members had rates of less than \$1.20, as compared with only 5.1 percent of those on the night shift.

In the book and job branch, the photoengraving trade was the only one in which no members earned less than \$1.10; more than four-fifths of these earned \$1.50 or more, one-third earning between \$1.80 and \$1.90

TABLE 4.—Percentage Distribution of Union Members in the Printing Trades by Hourly Rates, July 1, 1943

| Trade                             | Average rate per hour | Percent of union members whose rates (in cents) per hour were— |                 |                 |                 |                 |                  |                   |                   |
|-----------------------------------|-----------------------|--|-----------------|-----------------|-----------------|-----------------|------------------|-------------------|-------------------|
|                                   |                       | 40 and under 50  | 50 and under 60 | 60 and under 70 | 70 and under 80 | 80 and under 90 | 90 and under 100 | 100 and under 110 | 110 and under 120 |
| All printing trades.....          | \$1.304               | 0.4  | 3.7             | 5.2             | 1.0             | 1.2             | 2.6              | 4.6               | 8.9               |
| Book and job.....                 | 1.218                 | .6   | 5.5             | 7.7             | 1.4             | 1.6             | 3.4              | 6.0               | 10.1              |
| Bindery women.....                | .609                  | 2.9  | 38.1            | 50.1            | 6.3             | .7              | .4               | .4                | .1                |
| Bookbinders.....                  | 1.198                 |  |                 |                 |                 | .4              | 2.5              | 11.9              | 33.0              |
| Compositors, hand.....            | 1.330                 |  |                 |                 |                 | .1              | .3               | 2.8               | 10.8              |
| Electrotypers.....                | 1.535                 |  |                 |                 |                 |                 | .2               | .4                | 4.1               |
| Machine operators.....            | 1.376                 |  |                 |                 |                 | .1              | .4               | 1.7               | 10.2              |
| Machine tenders (machinists)..... | 1.399                 |  |                 |                 |                 | .2              |                  | 1.2               | 14.9              |
| Mailers.....                      | 1.136                 |  |                 |                 | .5              | .7              | 8.4              | 19.8              | 21.0              |
| Photoengravers.....               | 1.644                 |  |                 |                 |                 |                 |                  |                   | (1)               |
| Press assistants and feeders..... | 1.049                 | .2   | .5              | 4.6             | 4.1             | 10.1            | 17.4             | 19.8              | 3.2               |
| Pressmen, cylinder.....           | 1.357                 |  |                 |                 | .1              | .2              | .9               | 5.2               | 13.2              |
| Pressmen, platen.....             | 1.148                 |  |                 |                 | 1.2             | 4.8             | 15.0             | 18.3              | 16.7              |
| Newspaper.....                    | 1.472                 |  | (1)             | .1              | (1)             | .3              | 1.1              | 1.8               | 6.6               |
| Day work.....                     | 1.394                 |  | (1)             | .2              | .1              | .6              | 1.3              | 2.5               | 10.4              |
| Night work.....                   | 1.542                 |  |                 |                 | (1)             | .1              | .8               | 1.2               | 3.0               |
| Compositors, hand.....            | 1.537                 |  |                 |                 |                 |                 |                  |                   |                   |
| Day work.....                     | 1.465                 |  |                 |                 | .1              |                 |                  | .1                | 4.7               |
| Night work.....                   | 1.597                 |  |                 |                 |                 |                 |                  |                   | .8                |
| Machine operators.....            | 1.529                 |  |                 |                 |                 |                 |                  |                   |                   |
| Day work.....                     | 1.454                 |  |                 |                 | .1              |                 |                  | .2                | 5.0               |
| Night work.....                   | 1.591                 |  |                 |                 |                 |                 |                  |                   | .6                |
| Machine tenders (machinists)..... | 1.538                 |  |                 |                 |                 |                 |                  |                   |                   |
| Day work.....                     | 1.476                 |  |                 |                 |                 |                 |                  |                   | 2.4               |
| Night work.....                   | 1.601                 |  |                 |                 |                 |                 |                  |                   |                   |
| Mailers.....                      | 1.178                 |  |                 |                 |                 |                 |                  |                   |                   |
| Day work.....                     | 1.089                 |  | .2              | 1.5             | .3              | 4.8             | 12.7             | 17.5              | 48.6              |
| Night work.....                   | 1.236                 |  |                 |                 | .2              | .2              | 5.7              | 7.8               | 13.6              |
| Photoengravers.....               | 1.731                 |  |                 |                 |                 |                 |                  |                   |                   |
| Day work.....                     | 1.633                 |  |                 |                 |                 |                 |                  |                   | 1.3               |
| Night work.....                   | 1.843                 |  |                 |                 |                 |                 |                  |                   |                   |
| Pressmen (Journeyman).....        | 1.430                 |  |                 |                 |                 |                 |                  |                   |                   |
| Day work.....                     | 1.331                 |  |                 |                 |                 | .4              |                  | 1.5               | 10.0              |
| Night work.....                   | 1.532                 |  |                 |                 |                 | .2              |                  | .5                | 2.7               |
| Pressmen-in-charge.....           | 1.574                 |  |                 |                 |                 |                 |                  |                   |                   |
| Day work.....                     | 1.469                 |  |                 |                 |                 |                 | .7               | .2                | .2                |
| Night work.....                   | 1.675                 |  |                 |                 |                 |                 | .2               |                   | .2                |
| Stereotypers.....                 | 1.410                 |  |                 |                 |                 |                 |                  |                   |                   |
| Day work.....                     | 1.329                 |  |                 |                 |                 |                 |                  | 2.4               | 9.3               |
| Night work.....                   | 1.519                 |  |                 |                 |                 |                 |                  | .7                | 4.2               |

<sup>1</sup> Less than a tenth of 1 percent.

TABLE 4.—Percentage Distribution of Union Members in the Printing Trades by Hourly Rates, July 1, 1943—Continued

| Trade                             | Percent of union members whose rates (in cents) per hour were— |                   |                   |                   |                   |                   |                   |                   |              |
|-----------------------------------|--|-------------------|-------------------|-------------------|-------------------|-------------------|-------------------|-------------------|--------------|
|                                   | 120 and under 130  | 130 and under 140 | 140 and under 150 | 150 and under 160 | 160 and under 170 | 170 and under 180 | 180 and under 190 | 190 and under 200 | 200 and over |
| All printing trades.....          | 18.8   | 12.5              | 13.0              | 13.4              | 3.8               | 3.6               | 5.8               | 1.0               | 0.5          |
| Book and job.....                 | 21.5   | 10.5              | 9.9               | 13.4              | 2.8               | 1.1               | 4.0               | .5                | (1)          |
| Bindery women.....                | .....  | .....             | .....             | .....             | .....             | .....             | .....             | .....             | .....        |
| Bookbinders.....                  | 32.4   | 16.2              | 2.2               | .4                | .....             | .....             | .....             | .....             | .....        |
| Compositors, hand.....            | 35.7   | 10.4              | 26.5              | 13.7              | .....             | .....             | .....             | .....             | .....        |
| Electrotypers.....                | 11.3   | 19.9              | 4.1               | 3.1               | 37.3              | .4                | 19.2              | .....             | .....        |
| Machine operators.....            | 21.3   | 15.4              | 10.5              | 39.9              | .....             | .2                | .....             | .....             | .8           |
| Machine tenders (machinists)..... | 9.2  | 18.6              | 26.2              | 17.9              | 9.4               | .....             | 2.4               | .....             | .....        |
| Mailers.....                      | 39.9   | 9.7               | .....             | .....             | .....             | .....             | .....             | .....             | .....        |
| Photoengravers.....               | 8  | 9.2               | 8.9               | 30.7              | 6.7               | 5.8               | 33.1              | 4.8               | .....        |
| Press assistants and feeders..... | 36.1   | 4.0               | .....             | .....             | .....             | .....             | .....             | .....             | .....        |
| Pressmen, cylinder.....           | 18.5   | 15.7              | 16.0              | 22.4              | 4.3               | 3.4               | .1                | (1)               | .....        |
| Pressmen, platen.....             | 25.2   | 15.4              | 3.1               | .8                | .....             | .....             | .....             | .....             | .....        |
| Newspaper.....                    | 14.3   | 16.3              | 19.1              | 13.3              | 5.9               | 8.6               | 9.4               | 1.9               | 1.3          |
| Day work.....                     | 18.4   | 20.1              | 20.2              | 10.2              | 4.6               | 10.6              | .1                | .4                | .3           |
| Night work.....                   | 10.7   | 13.0              | 18.1              | 16.0              | 7.0               | 6.9               | 17.8              | 3.2               | 2.2          |
| Compositors, hand.....            | .....  | .....             | .....             | .....             | .....             | .....             | .....             | .....             | .....        |
| Day work.....                     | 13.8   | 17.2              | 32.2              | 10.3              | 3.4               | 17.2              | .....             | .4                | .6           |
| Night work.....                   | 3.6  | 8.6               | 24.4              | 17.2              | 10.6              | 3.2               | 31.4              | .....             | .2           |
| Machine operators.....            | .....  | .....             | .....             | .....             | .....             | .....             | .....             | .....             | .....        |
| Day work.....                     | 16.7   | 16.5              | 32.4              | 10.1              | 3.0               | 14.4              | .....             | .8                | .8           |
| Night work.....                   | 4.9  | 9.5               | 19.7              | 21.6              | 11.8              | 2.1               | 29.0              | .....             | .8           |
| Machine tenders (machinists)..... | .....  | .....             | .....             | .....             | .....             | .....             | .....             | .....             | .....        |
| Day work.....                     | 13.3   | 15.2              | 34.9              | 10.6              | 8.9               | 14.4              | .....             | .3                | .....        |
| Night work.....                   | 5.2  | 7.6               | 20.7              | 19.3              | 12.5              | 10.9              | 23.8              | .....             | .....        |
| Mailers.....                      | .....  | .....             | .....             | .....             | .....             | .....             | .....             | .....             | .....        |
| Day work.....                     | 13.7   | .7                | .....             | .....             | .....             | .....             | .....             | .....             | .....        |
| Night work.....                   | 49.1   | 18.5              | 4.9               | .....             | .....             | .....             | .....             | .....             | .....        |
| Photoengravers.....               | .....  | .....             | .....             | .....             | .....             | .....             | .....             | .....             | .....        |
| Day work.....                     | 8  | 2.1               | 12.0              | 14.8              | 40.2              | 28.0              | .8                | .....             | .....        |
| Night work.....                   | 3.1  | .3                | 1.8               | 7.1               | 8.6               | 15.6              | 28.5              | 3.3               | 31.7         |
| Pressmen (journeymen).....        | .....  | .....             | .....             | .....             | .....             | .....             | .....             | .....             | .....        |
| Day work.....                     | 33.8   | 28.6              | 9.5               | 13.2              | .....             | 2.7               | .3                | .....             | .....        |
| Night work.....                   | 3.6  | 20.3              | 18.2              | 24.6              | .2                | 23.2              | .....             | 5.9               | .6           |
| Pressmen-in-charge.....           | .....  | .....             | .....             | .....             | .....             | .....             | .....             | .....             | .....        |
| Day work.....                     | 9.8  | 34.3              | 16.4              | 18.2              | 4.2               | 11.8              | .....             | 3.8               | .4           |
| Night work.....                   | 2.6  | 2.6               | 17.5              | 27.0              | 3.0               | 18.3              | 3.6               | 18.6              | 6.4          |
| Stereotypers.....                 | .....  | .....             | .....             | .....             | .....             | .....             | .....             | .....             | .....        |
| Day work.....                     | 23.3   | 46.0              | 7.9               | 9.7               | 1.4               | .....             | .....             | .....             | .....        |
| Night work.....                   | 7.3  | 28.2              | 26.4              | 4.5               | 5.9               | .7                | .....             | 21.7              | .4           |

<sup>1</sup> Less than a tenth of 1 percent.

per hour. Three-fifths of the electrotypers also had rates of \$1.50 or more and a majority of the machine operators and tenders had rates of \$1.40 or more. Only the bindery women and press assistants and feeders had any rates of less than 50 cents per hour. The bindery women had by far the lowest rates in this branch, over 92 percent of them earning less than 70 cents.

Among the newspaper trades the photoengravers had the highest average rate (\$1.731) with over 68 percent of the day membership earning between \$1.60 and \$1.80 per hour, and about 64 percent of the night membership earning \$1.80 or more, almost one-third of these having rates of \$2.00 or more. About three-fifths of the day members in each of the typographical trades had rates between \$1.30 and \$1.60 per hour, while the majority of the night workers earned between \$1.40 and \$1.70. A substantial night group in each typographical craft had rates between \$1.80 and \$1.90 per hour, about 30 percent of the hand compositors and machine operators and nearly a quarter of



the machine tenders having rates in this range. The distribution of day journeymen pressmen and stereotypers was somewhat similar, as a great majority of the day members in both crafts had rates between \$1.20 and \$1.40. However, the majority of night-shift stereotypers earned between \$1.30 and \$1.50, and almost 22 percent had rates between \$1.90 and \$2.00, while less than two-fifths of the night pressmen had rates in the \$1.30-\$1.50 range and over 23 percent had rates between \$1.70 and \$1.80 per hour. Almost 70 percent of the day pressmen-in-charge received between \$1.30 and \$1.60, while over 70 percent of those on night work earned between \$1.50 and \$2.00.

Only one trade—mailers—had any rates lower than 60 cents and no rates as high as \$1.50. Over 48 percent of the day mailers earned between \$1.10 and \$1.20 and over 49 percent of the night mailers had rates between \$1.20 and \$1.30 per hour.

### *Changes in Union Rates Between 1942 and 1943<sup>3</sup>*

Increased wage rates were reported in three-fifths of the quotations which showed comparable data for both June 1, 1942, and July 1, 1943 (table 5). These wage increases benefited two-thirds of all the union members included in the survey. About three-fourths of the members in the newspaper branch received increases as compared with slightly over three-fifths of those in the book and job branch. No decreases were reported in the 13-month period.

In the book and job branch the machine tenders had the largest proportion of increases in rates (75 percent) and the largest proportion of members benefiting from the increases (89.3 percent). Hand compositors, machine operators, and cylinder pressmen also reported that over three-fourths of their members received increases in rates. Photoengravers, who had the highest average rates, reported the smallest proportion of increased rates (23 percent) and the smallest percentage of members affected by increases (11.4 percent).

Among the individual newspaper trades the pressmen-in-charge had the greatest percentage of increased rates (77 percent), the increases including almost three-fourths of the day workers and over three-fourths of the night workers. Pressmen and stereotypers also showed increases in over 70 percent of their quotations. Mailers had the greatest percentage of members benefiting by increased rates (85.2 percent on day work and 92.7 percent on night work) followed closely by stereotypers (81.2 percent on days and 86.9 percent on nights). As in the book and job branch, the photoengravers had the smallest percentage both of increased scales and of members benefiting from increases.

<sup>3</sup> Certain anomalies enter into a comparison of average rates between 2 years when such averages reflect not only the actual rates provided for in the agreements but the number of union members for those years in each local union covered by the reported rates. By and large, it would be expected that a general increase in actual rates would be accompanied by a corresponding increase in the average rate paid to union members, but if union membership increases most (or decreases least) in the lower-paid crafts or in areas with less-than-average rates, the average of the rates paid to all union members may not increase correspondingly or may even show a decrease. Conversely, the average rate may increase in spite of a downward swing in actual rates if union membership declines sufficiently in the lower-paid crafts or in areas where lower-than-average rates are paid.

Because the averages do not accurately reflect changes from year to year, no table comparing 1942 and 1943 averages is included in this report. For the trend of union rates, the indexes in tables 1 and 2 should be consulted, since they are so computed as to eliminate the effect of fluctuating memberships at various rates. The current averages, on the other hand, best serve for comparison of the general level of wage rates between trades, or between cities and regions, at the time the survey was made.

TABLE 5.—Number of Changes in Union Wage-Rate Quotations and Percent of Members Affected, June 1, 1942, to July 1, 1943

| Trade                             | Number of quotations comparable with 1942 | Number of quotations showing— |           | Percent of union members affected by— |           |
|-----------------------------------|---|-------------------------------|-----------|---------------------------------------|-----------|
|                                   |   | Increase                      | No change | Increase                              | No change |
| All printing trades.....          | 2,498                                     | 1,519                         | 979       | 66.0                                  | 34.0      |
| Book and job.....                 | 1,385                                     | 780                           | 605       | 62.0                                  | 38.0      |
| Bindery women.....                | 94  | 47                            | 47        | 45.0                                  | 55.0      |
| Bookbinders.....                  | 160                                       | 75                            | 85        | 64.9                                  | 35.1      |
| Compositors, hand.....            | 91  | 55                            | 36        | 79.5                                  | 20.5      |
| Electrotypers.....                | 56  | 33                            | 23        | 60.4                                  | 39.6      |
| Machine operators.....            | 112                                       | 66                            | 46        | 77.9                                  | 22.1      |
| Machine tenders (machinists)..... | 40  | 30                            | 10        | 89.3                                  | 10.7      |
| Mailers.....                      | 38  | 21                            | 15        | 40.8                                  | 59.2      |
| Photoengravers.....               | 70  | 16                            | 54        | 11.4                                  | 88.6      |
| Press assistants and feeders..... | 207                                       | 121                           | 86        | 58.3                                  | 41.2      |
| Pressmen, cylinder.....           | 387                                       | 237                           | 150       | 76.5                                  | 24.5      |
| Pressmen, platen.....             | 182                                       | 79                            | 53        | 73.3                                  | 26.7      |
| Newspaper.....                    | 1,113                                     | 739                           | 374       | 73.6                                  | 26.4      |
| Day work.....                     | 588                                       | 385                           | 203       | 71.7                                  | 28.3      |
| Night work.....                   | 525                                       | 354                           | 171       | 75.4                                  | 24.6      |
| Compositors, hand:                |   |                               |           |                                       |           |
| Day work.....                     | 83  | 53                            | 30        | 71.2                                  | 28.8      |
| Night work.....                   | 75  | 50                            | 25        | 77.0                                  | 23.0      |
| Machine operators:                |   |                               |           |                                       |           |
| Day work.....                     | 87  | 53                            | 34        | 66.3                                  | 33.7      |
| Night work.....                   | 79  | 51                            | 28        | 72.5                                  | 27.5      |
| Machine tenders (machinists):     |   |                               |           |                                       |           |
| Day work.....                     | 65  | 46                            | 19        | 74.2                                  | 25.8      |
| Night work.....                   | 62  | 43                            | 19        | 77.7                                  | 22.3      |
| Mailers:                          |   |                               |           |                                       |           |
| Day work.....                     | 62  | 43                            | 19        | 85.2                                  | 14.8      |
| Night work.....                   | 54  | 38                            | 16        | 92.7                                  | 7.3       |
| Photoengravers:                   |   |                               |           |                                       |           |
| Day work.....                     | 55  | 20                            | 35        | 35.8                                  | 64.2      |
| Night work.....                   | 52  | 18                            | 34        | 80.8                                  | 69.2      |
| Pressmen (journeymen):            |   |                               |           |                                       |           |
| Day work.....                     | 86  | 62                            | 24        | 77.8                                  | 22.2      |
| Night work.....                   | 76  | 57                            | 19        | 70.8                                  | 29.2      |
| Pressmen-in-charge:               |   |                               |           |                                       |           |
| Day work.....                     | 73  | 55                            | 18        | 74.3                                  | 25.7      |
| Night work.....                   | 60  | 47                            | 13        | 76.2                                  | 23.8      |
| Stereotypers:                     |   |                               |           |                                       |           |
| Day work.....                     | 77  | 53                            | 24        | 81.2                                  | 18.8      |
| Night work.....                   | 67  | 50                            | 17        | 86.9                                  | 13.1      |

Of the total increases reported for all printing trades (1,519), over 90 percent of the quotations showed increases of less than 10 percent over previous rates and only 1.6 percent indicated increases of as much as 15 percent. Almost 95 percent of the members who received increases (62.4 percent of the total membership) obtained less than 10 percent and 45 percent of these members (29.7 percent of the total membership) less than 5 percent. (See table 6.) Only 0.5 percent of the total membership and 0.8 percent of those receiving increases got as much as 15 percent. The greatest increase (33 percent) was recorded by a few female press assistants on envelope printing in Seattle, where the rate was increased from 60 to 80 cents per hour.

Among the individual book and job trades, only the bindery women, who were the lowest paid, had a substantial percentage of total members (11.0 percent) receiving increases of 10 percent or more. In the newspaper branch the mailers, the lowest-paid newspaper trade, had the largest percentage of total day members (7.1 percent) who received raises of 10 percent or more, while pressmen (journeymen) had the most night members (6.4 percent) receiving over 10 percent.

TABLE 6.—Extent of Increases in Union Wage-Rate Quotations and Percent of Members Affected, June 1, 1942, to July 1, 1943

| Trade                             | Number of quotations showing increases of— |                        |                         |                     | Percent of total members receiving increases of— |                        |                         |                     |
|-----------------------------------|--|------------------------|-------------------------|---------------------|--|------------------------|-------------------------|---------------------|
|                                   | Less than 5 percent                        | 5 and under 10 percent | 10 and under 15 percent | 15 percent and over | Less than 5 percent                              | 5 and under 10 percent | 10 and under 15 percent | 15 percent and over |
| All printing trades.....          | 630  | 750                    | 114                     | 25                  | 29.7   | 32.7                   | 3.1                     | 0.5                 |
| Book and job.....                 | 314  | 372                    | 78                      | 16                  | 33.9   | 24.2                   | 3.6                     | .3                  |
| Bindery women.....                | 4  | 26                     | 15                      | 2                   | 2.5  | 31.5                   | 10.3                    | .7                  |
| Bookbinders.....                  | 18   | 44                     | 13                      | —                   | 26.5   | 33.6                   | 4.8                     | —                   |
| Compositors, hand.....            | 21   | 29                     | 5                       | —                   | 56.7   | 21.2                   | 1.6                     | —                   |
| Electrotypers.....                | 11   | 22                     | —                       | —                   | 15.4   | 45.0                   | —                       | —                   |
| Machine operators.....            | 21   | 40                     | —                       | 1                   | 59.9   | 17.2                   | .4                      | .4                  |
| Machine tenders (machinists)..... | 15   | 14                     | 1                       | —                   | 66.9   | 20.5                   | 1.9                     | —                   |
| Mailers.....                      | 12   | 8                      | 1                       | —                   | 24.5   | 11.9                   | 4.4                     | —                   |
| Photoengravers.....               | 6  | 5                      | 4                       | 1                   | 3.8  | 3.9                    | 3.7                     | (1)                 |
| Press assistants and feeders..... | 40   | 57                     | 14                      | 10                  | 27.2   | 26.4                   | 4.0                     | 1.2                 |
| Pressmen, cylinder.....           | 136  | 86                     | 15                      | —                   | 46.5   | 26.2                   | 2.8                     | —                   |
| Pressmen, platen.....             | 30   | 41                     | 6                       | 2                   | 40.3   | 30.8                   | 2.0                     | .2                  |
| Newspaper.....                    | 316  | 378                    | 36                      | 9                   | 21.5   | 48.9                   | 2.1                     | 1.1                 |
| Day work.....                     | 162  | 197                    | 21                      | 5                   | 23.5   | 44.9                   | 2.5                     | .8                  |
| Night work.....                   | 154  | 181                    | 15                      | 4                   | 19.7   | 52.6                   | 1.8                     | 1.3                 |
| Compositors, hand:                |  |                        |                         |                     |  |                        |                         |                     |
| Day work.....                     | 20   | 31                     | 2                       | —                   | 14.1   | 54.5                   | 2.6                     | —                   |
| Night work.....                   | 19   | 29                     | 2                       | —                   | 12.0   | 63.2                   | 1.8                     | —                   |
| Machine operators:                |  |                        |                         |                     |  |                        |                         |                     |
| Day work.....                     | 21   | 29                     | 3                       | —                   | 14.6   | 49.5                   | 2.3                     | —                   |
| Night work.....                   | 20   | 29                     | 2                       | —                   | 12.5   | 58.4                   | 1.6                     | —                   |
| Machine tenders (machinists):     |  |                        |                         |                     |  |                        |                         |                     |
| Day work.....                     | 15   | 29                     | 2                       | —                   | 16.3   | 56.0                   | 1.9                     | —                   |
| Night work.....                   | 16   | 25                     | 2                       | —                   | 13.9   | 62.7                   | 1.1                     | —                   |
| Mailers:                          |  |                        |                         |                     |  |                        |                         |                     |
| Day work.....                     | 13   | 20                     | 4                       | 1                   | 39.9   | 38.2                   | 6.7                     | .4                  |
| Night work.....                   | 19   | 15                     | 4                       | —                   | 42.7   | 45.3                   | 4.7                     | —                   |
| Photoengravers:                   |  |                        |                         |                     |  |                        |                         |                     |
| Day work.....                     | 8  | 11                     | —                       | 1                   | 20.7   | 14.7                   | —                       | .4                  |
| Night work.....                   | 8  | 9                      | —                       | 1                   | 11.3   | 17.0                   | —                       | 2.5                 |
| Pressmen (journeymen):            |  |                        |                         |                     |  |                        |                         |                     |
| Day work.....                     | 30   | 27                     | 3                       | 2                   | 32.2   | 41.6                   | .9                      | 3.1                 |
| Night work.....                   | 25   | 29                     | 1                       | 2                   | 18.4   | 46.0                   | .3                      | 6.1                 |
| Pressmen-in-charge:               |  |                        |                         |                     |  |                        |                         |                     |
| Day work.....                     | 28   | 24                     | 2                       | 1                   | 33.7   | 35.5                   | 1.3                     | 3.8                 |
| Night work.....                   | 25   | 20                     | 1                       | 1                   | 32.0   | 38.2                   | .2                      | 5.3                 |
| Stereotypers:                     |  |                        |                         |                     |  |                        |                         |                     |
| Day work.....                     | 22   | 26                     | 5                       | —                   | 33.0   | 44.8                   | 3.4                     | —                   |
| Night work.....                   | 22   | 25                     | 3                       | —                   | 34.2   | 51.1                   | 1.6                     | —                   |

<sup>1</sup> Less than a tenth of 1 percent.

### Night-Rate Differentials on Newspapers

The average wage-rate differential in favor of night newspaper workers over day workers in the same occupations and cities was 11.2 cents per hour on July 1, 1943. Only 0.3 percent of the newspaper night-shift members were covered by agreements that did not provide a differential for night work. The differential was 8 cents or more for a majority of the night members while over a third received between 6 and 8 cents per hour more than the day members (table 7).

Among the individual trades average differences ranged from 8.1 cents for hand compositors to 19.7 cents for photoengravers. About 85 percent of the members in each of the typographical trades received between 6 and 12 cents per hour extra for night work. A majority of the mailers had differences ranging from 14 to 16 cents, while a majority of the photoengravers on night work had rates 20 cents or over per hour above the day rates. Over three-fifths of the pressmen and pressmen-in-charge were covered by provisions calling for 14 cents or

more per hour extra for night work. About 44 percent of the stereotypers on night shifts received less than 8 cents extra, while 23 percent received 24 cents or more above day-shift rates.

The actual differentials ranged as high as 66.7 cents per hour for hand compositors and machine operators on Hebrew newspapers in New York. The only other trade with any members receiving a differential as high as 30 cents per hour for night work was that of stereotypers. The high differentials in this trade were in Newark (43.2 cents), New York (38.6 cents), and Chicago (37.3 cents). Almost 23 percent of the night members were in these cities.

TABLE 7.—Differences in Union Wage Rates For Day and Night Work in Newspaper Printing Trades, July 1, 1943

| Trade                             | Average difference per hour in wage rate | Percent of night workers whose wage-rate differences (in cents) over day work were— |         |               |               |                |                 |                 |                 |                 |                 |             |
|-----------------------------------|--|---|---------|---------------|---------------|----------------|-----------------|-----------------|-----------------|-----------------|-----------------|-------------|
|                                   |  | 0   | Up to 4 | 4 and under 6 | 6 and under 8 | 8 and under 10 | 10 and under 12 | 12 and under 14 | 14 and under 16 | 16 and under 20 | 20 and under 24 | 24 and over |
| All newspaper trades.....         | \$0.112                                  | 0.3   | 1.9     | 9.5           | 34.4          | 10.5           | 10.8            | 5.4             | 12.4            | 2.7             | 6.7             | 5.4         |
| Compositors, hand.....            | .081                                     | .4  | 7.2     | 55.9          | 13.1          | 16.1           | 3.7             | 3.4             |                 |                 |                 | .2          |
| Machine operators.....            | .083                                     | .2  | 3       | 11.7          | 57.4          | 12.0           | 14.3            | 3.4             |                 |                 |                 | .7          |
| Machine tenders (machinists)..... | .087                                     | .5  | 8.2     | 35.2          | 12.4          | 38.2           | .8              | 3.6             |                 |                 |                 |             |
| Mailers.....                      | .110                                     | .3  | 9.3     | 10.2          | 9.3           | 8.7            | 5.0             | 53.2            | 3.1             |                 |                 | .4          |
| Photoengravers.....               | .197                                     |   |         | 3.0           | 5.6           | .8             | 2.4             | 27.3            | .7              | .3              | 22.0            | 37.9        |
| Pressmen (journeymen).....        | .154                                     | .6  | .8      | 8.3           | 4.5           | 12.2           | 4.0             | 8.8             | 17.4            | 6.8             | 29.5            | 7.1         |
| Pressmen-in-charge.....           | .164                                     | .9  | 1.7     | 9.0           | 4.3           | 2.6            | 7.5             | 3.2             | 16.0            | 21.5            | 19.0            | 14.3        |
| Stereotypers.....                 | .162                                     | .8  | 2.6     | 16.3          | 24.1          | 4.1            | 5.6             | 7.2             | 7.2             | 7.1             | 2.1             | 22.9        |

### City and Regional Averages

#### AVERAGE RATES IN EACH CITY, JULY 1, 1943, AND PERCENT OF CHANGE SINCE 1942

*Average rates.*<sup>4</sup>—New York had by far the highest average rates in both the book and job (\$1.389) and newspaper (\$1.733) branches of the industry (table 8). Chicago was second in both branches, but its book and job average (\$1.298) was almost 10 cents per hour less than New York's and its newspaper average (\$1.567) was almost 17 cents per hour less. The relative positions of the cities in group I (over 1,000,000), as to averages, was exactly the same for both branches. This was not true, however, for any of the other city-size groups.

In the book and job branch Seattle had the third highest average (\$1.249), followed closely by San Francisco (\$1.231). Detroit (\$1.212) and Charleston, W. Va. (\$1.202) were the only other cities with rates exceeding \$1.20. Portland, Maine, had the lowest average in this branch (\$0.844).

Newark's average (\$1.560) followed Chicago in the newspaper branch, and Boston's average (\$1.539) was sufficient to hold fourth place. In addition, Detroit (\$1.515), Washington (\$1.502), and Cleveland (\$1.476) all had averages higher than the average for all cities

<sup>4</sup> The averages are weighted by the number of members covered by each reported rate. Although a comparison of average rates between cities where averages include the influence of the membership factor may be somewhat misleading, where membership is unusually large or small in comparison to the same trade in other cities, such a weighted average is obviously more realistic than a simple average of specific rates.

(\$1.472). Toledo, Cincinnati, San Francisco, Providence, Columbus, and Dayton, also had average rates of more than \$1.40 per hour. Wichita recorded the lowest average (\$1.065).

All the trades did not have effective union scales in each city. This was especially true of the bindery women, bookbinders, electrotypers, machine tenders, mailers, and photoengravers—occupations

TABLE 8.—Average Union Hourly Wage Rates in the Printing Trades, by Cities and Population Groups, July 1, 1943, and Percent of Increase over Previous Year

| City and population group <sup>1</sup>         | Average hourly rate | Percent of increase | City and population group <sup>1</sup> | Average hourly rate | Percent of increase |
|--|---------------------|---------------------|--|---------------------|---------------------|
| <i>Book and job</i>                            |                     |                     | <i>Book and job—Continued</i>          |                     |                     |
| <b>Group I:</b>                                |                     |                     | <b>Group IV—Continued.</b>             |                     |                     |
| New York, N. Y. ....                           | \$1.389             | 3.0                 | Duluth, Minn. ....                     | \$0.966             | 1.1                 |
| <i>Average for group I.</i> .....              | <i>1.318</i>        |                     | Salt Lake City, Utah.....              | .966                | 0                   |
| Chicago, Ill. ....                             | 1.298               | .8                  | Jacksonville, Fla. ....                | .957                | 0                   |
| Detroit, Mich. ....                            | 1.213               | 2.9                 | Wichita, Kans. ....                    | .939                | 2.1                 |
| Philadelphia, Pa. ....                         | 1.194               | 3.8                 | Richmond, Va. ....                     | .893                | 4.3                 |
| Los Angeles, Calif. ....                       | 1.166               | 6.1                 | Nashville, Tenn. ....                  | .887                | 3.1                 |
| <b>Group II:</b>                               |                     |                     | <b>Group V:</b>                        |                     |                     |
| San Francisco, Calif. ....                     | 1.231               | .9                  | Charleston, W. Va. ....                | 1.202               | 4.1                 |
| Cleveland, Ohio. ....                          | 1.177               | .6                  | Phoenix, Ariz. ....                    | 1.197               | 5.3                 |
| Pittsburgh, Pa. ....                           | 1.151               | .8                  | Madison, Wis. ....                     | 1.170               | 0                   |
| Buffalo, N. Y. ....                            | 1.142               | 1.0                 | El Paso, Tex. ....                     | 1.160               | 2.8                 |
| <i>Average for group II.</i> .....             | <i>1.139</i>        |                     | Charleston, S. C. ....                 | 1.125               | 6.1                 |
| St. Louis, Mo. ....                            | 1.120               | 1.1                 | Mobile, Ala. ....                      | 1.062               | 0                   |
| Washington, D. C. ....                         | 1.115               | 1.8                 | Binghamton, N. Y. ....                 | 1.034               | 3.1                 |
| Boston, Mass. ....                             | 1.096               | 6.2                 | <i>Average for group V.</i> .....      | <i>1.032</i>        |                     |
| Milwaukee, Wis. ....                           | 1.095               | 2.0                 | Butte, Mont. ....                      | .976                | 0                   |
| Baltimore, Md. ....                            | 1.059               | 4.7                 | York, Pa. ....                         | .970                | 2.3                 |
| <b>Group III:</b>                              |                     |                     | Jackson, Miss. ....                    | .901                | 0                   |
| Seattle, Wash. ....                            | 1.249               | 9.2                 | Manchester, N. H. ....                 | .900                | .8                  |
| Cincinnati, Ohio. ....                         | 1.185               | 1.4                 | Little Rock, Ark. ....                 | .882                | 2.4                 |
| Toledo, Ohio. ....                             | 1.169               | 4.8                 | Portland, Maine. ....                  | .844                | 0                   |
| Indianapolis, Ind. ....                        | 1.166               | 2.5                 |  |                     |                     |
| Providence, R. I. ....                         | 1.138               | 1.1                 | <i>Newspaper</i>                       |                     |                     |
| Columbus, Ohio. ....                           | 1.135               | 4.2                 | <b>Group I:</b>                        |                     |                     |
| Kansas City, Mo. ....                          | 1.130               | 4.9                 | New York, N. Y. ....                   | 1.733               | 5.3                 |
| Newark, N. J. ....                             | 1.128               | 4.6                 | <i>Average for group I.</i> .....      | <i>1.608</i>        |                     |
| Portland, Oreg. ....                           | 1.124               | 5.3                 | Chicago, Ill. ....                     | 1.567               | 4.7                 |
| Houston, Tex. ....                             | 1.107               | 3.3                 | Detroit, Mich. ....                    | 1.515               | 2.2                 |
| Rochester, N. Y. ....                          | 1.089               | 4.0                 | Philadelphia, Pa. ....                 | 1.384               | 5.0                 |
| <i>Average for group III.</i> .....            | <i>1.032</i>        |                     | Los Angeles, Calif. ....               | 1.381               | 3.7                 |
| Dallas, Tex. ....                              | 1.030               | .9                  | <b>Group II:</b>                       |                     |                     |
| Denver, Colo. ....                             | 1.050               | .1                  | Boston, Mass. ....                     | 1.539               | 6.4                 |
| St. Paul, Minn. ....                           | 1.039               | 4.7                 | Washington, D. C. ....                 | 1.502               | .5                  |
| New Orleans, La. ....                          | 1.020               | 5.0                 | Cleveland, Ohio. ....                  | 1.476               | .6                  |
| Louisville, Ky. ....                           | 1.016               | 1.4                 | <i>Average for group II.</i> .....     | <i>1.455</i>        |                     |
| Atlanta, Ga. ....                              | .960                | 5.7                 | San Francisco, Calif. ....             | 1.450               | 5.8                 |
| Minneapolis, Minn. ....                        | .938                | 6.1                 | Milwaukee, Wis. ....                   | 1.396               | 2.6                 |
| Birmingham, Ala. ....                          | .934                | 2.7                 | St. Louis, Mo. ....                    | 1.391               | 2.2                 |
| Memphis, Tenn. ....                            | .900                | 8.4                 | Baltimore, Md. ....                    | 1.387               | 3.9                 |
| San Antonio, Tex. ....                         | .894                | 4.1                 | Buffalo, N. Y. ....                    | 1.330               | 4.7                 |
| <b>Group IV:</b>                               |                     |                     | Pittsburgh, Pa. ....                   | 1.373               | 5.1                 |
| Dayton, Ohio. ....                             | 1.199               | 2.9                 | <b>Group III:</b>                      |                     |                     |
| Norfolk, Va. ....                              | 1.179               | 1.3                 | Newark, N. J. ....                     | 1.560               | 4.3                 |
| Rock Island (Ill.) district <sup>2</sup> ..... | 1.156               | 0                   | Toledo, Ohio. ....                     | 1.462               | 7.6                 |
| Peoria, Ill. ....                              | 1.152               | 1.8                 | Cincinnati, Ohio. ....                 | 1.461               | .3                  |
| Erie, Pa. ....                                 | 1.132               | 2.4                 | Providence, R. I. ....                 | 1.440               | 0                   |
| Youngstown, Ohio. ....                         | 1.130               | 0                   | Columbus, Ohio. ....                   | 1.424               | 3.5                 |
| Springfield, Mass. ....                        | 1.102               | 2.4                 | Indianapolis, Ind. ....                | 1.395               | 1.3                 |
| New Haven, Conn. ....                          | 1.092               | 7.9                 | St. Paul, Minn. ....                   | 1.395               | 4.7                 |
| Omaha, Neb. ....                               | 1.088               | 3.3                 | Seattle, Wash. ....                    | 1.393               | .7                  |
| Worcester, Mass. ....                          | 1.067               | 3.4                 | Portland, Oreg. ....                   | 1.372               | 4.7                 |
| South Bend, Ind. ....                          | 1.066               | 2.6                 | <i>Average for group III.</i> .....    | <i>1.371</i>        |                     |
| <i>Average for group IV.</i> .....             | <i>1.033</i>        |                     | Minneapolis, Minn. ....                | 1.362               | 4.8                 |
| Tampa, Fla. ....                               | 1.054               | 6.2                 | Memphis, Tenn. ....                    | 1.348               | 5.1                 |
| Des Moines, Iowa. ....                         | 1.052               | 4.4                 | Houston, Tex. ....                     | 1.335               | 4.9                 |
| Reading, Pa. ....                              | 1.050               | 0                   | Denver, Colo. ....                     | 1.327               | 6.2                 |
| Charlotte, N. C. ....                          | 1.035               | 2.9                 | Kansas City, Mo. ....                  | 1.327               | 3.8                 |
| Spokane, Wash. ....                            | 1.013               | 9.9                 | Dallas, Tex. ....                      | 1.322               | 2.1                 |
| Grand Rapids, Mich. ....                       | .991                | 0                   | Rochester, N. Y. ....                  | 1.309               | 1.1                 |
| Oklahoma City, Okla. ....                      | .988                | 1.4                 | Louisville, Ky. ....                   | 1.299               | 0                   |
| Scranton, Pa. ....                             | .985                | 2.4                 |  |                     |                     |

See footnotes at end of table.

588766°—44—3

TABLE 8.—Average Union Hourly Wage Rates in the Printing Trades, by Cities and Population Groups, July 1, 1943, and Percent of Increase over Previous Year—Con.

| City and population group <sup>1</sup>         | Average hourly rate | Percent of increase | City and population group <sup>1</sup> | Average hourly rate | Percent of increase |
|--|---------------------|---------------------|--|---------------------|---------------------|
| <i>Newspaper—Continued</i>                     |                     |                     | <i>Newspaper—Continued</i>             |                     |                     |
| <b>Group III—Continued.</b>                    |                     |                     | <b>Group IV—Continued.</b>             |                     |                     |
| Atlanta, Ga.....                               | \$1.286             | 7.6                 | Duluth, Minn.....                      | \$1.228             | 0.7                 |
| San Antonio, Tex.....                          | 1.256               | 4.0                 | Norfolk, Va.....                       | 1.224               | .9                  |
| Birmingham, Ala.....                           | 1.216               | 1.6                 | Grand Rapids, Mich.....                | 1.212               | .1                  |
| New Orleans, La.....                           | 1.145               | 9.9                 | New Haven, Conn.....                   | 1.212               | 2.4                 |
| <b>Group IV:</b>                               |                     |                     | Spokane, Wash.....                     |                     |                     |
| Dayton, Ohio.....                              | 1.415               | 9.2                 | Charlotte, N. C.....                   | 1.208               | 5.9                 |
| Youngstown, Ohio.....                          | 1.366               | .9                  | Nashville, Tenn.....                   | 1.189               | 3.3                 |
| Jacksonville, Fla.....                         | 1.356               | 8.3                 | Nashville, Tenn.....                   | 1.164               | 1.5                 |
| Des Moines, Iowa.....                          | 1.350               | 4.5                 | Oklahoma City, Okla.....               | 1.143               | 1.2                 |
| Erie, Pa.....                                  | 1.325               | 2.6                 | Wichita, Kans.....                     | 1.065               | 1.4                 |
| Reading, Pa.....                               | 1.304               | 4.4                 | <b>Group V:</b>                        |                     |                     |
| Rock Island (Ill.) district <sup>2</sup> ..... | 1.296               | 6.6                 | Binghamton, N. Y.....                  | 1.300               | 3.2                 |
| Omaha, Nebr.....                               | 1.285               | 8.7                 | Phoenix, Ariz.....                     | 1.298               | 5.9                 |
| Tampa, Fla.....                                | 1.285               | 5.1                 | Butte, Mont.....                       | 1.279               | 0                   |
| Worcester, Mass.....                           | 1.282               | 9.6                 | Madison, Wis.....                      | 1.245               | 3.7                 |
| Scranton, Pa.....                              | 1.279               | .7                  | Charleston, W. Va.....                 | 1.225               | 0                   |
| Peoria, Ill.....                               | 1.270               | 3.8                 | <i>Average for group V.....</i>        |                     |                     |
| <i>Average for group IV.....</i>               |                     |                     | Manchester, N. H.....                  | 1.191,              | 5.4                 |
| South Bend, Ind.....                           | 1.254               | 2.7                 | Charleston, S. C.....                  | 1.182               | 3.2                 |
| Richmond, Va.....                              | 1.247               | 1.3                 | Portland, Maine.....                   | 1.179               | 5.6                 |
| Salt Lake City, Utah.....                      | 1.238               | 6.2                 | El Paso, Tex.....                      | 1.175               | 2.2                 |
| Springfield, Mass.....                         | 1.238               | 5.6                 | Little Rock, Ark.....                  | 1.160               | 3.7                 |
|  |                     |                     | Mobile, Ala.....                       | 1.155               | 2.9                 |

<sup>1</sup> See footnote 1, table 9.

<sup>2</sup> Includes Rock Island and Moline, Ill., and Davenport, Iowa.

which did not exist or were not organized in some smaller cities. The averages, however, do represent all effective union scales in each city.

*Rate changes during year.*<sup>5</sup>—In the book and job branch, Spokane and Seattle recorded the greatest percentage increases in scales during the 13-month period June 1, 1942 to July 1, 1943 (9.9 percent and 9.2 percent, respectively). The large increase for Seattle brought the average for this city up to third place among all cities surveyed and up to first place among the cities in its own size group. Eleven other cities had average increases of at least 5 percent, and 11 cities reported no change in scales during the 13-month period.

New Orleans, the city with the lowest average rate in the newspaper branch in 1942, recorded the greatest percentage increase (9.9 percent). Worcester was close behind, registering a 9.6-percent average increase. Twenty-one other cities had average increases of at least 5 percent, while only 4 cities reported no change in scales.

#### AVERAGE WAGE RATES, BY SIZE OF CITY

Average rates for the combined printing trades varied directly, in all regions and in the North and Pacific region, by city-size group, although the differences become progressively smaller (table 9). Between groups I (over 1,000,000) and II (500,000–1,000,000), the difference in the average rate for all printing trades was almost 15

<sup>5</sup> These net changes are based on the specific rates for 1942 and 1943 weighted by the membership reported in 1943. Only comparable data for both years are included. Naturally, specific increases for 1943 will reflect larger percentage changes in those cities with comparatively low actual scales; e. g. If the pressmen in city A changed their scale from \$1.00 to \$1.10, an increase of 10 percent is registered, while if in city B the increase is from \$1.40 to \$1.50 the percentage change is only about 7 percent. For this reason those cities which had lower scales tend to show greater percentage increases than those which had higher scales.

cents per hour; between groups II and III (250,000–500,000), over 6 cents; between groups III and IV (100,000–250,000), about 4 cents; and between groups IV and V (40,000–100,000), 2½ cents per hour.

In the book and job trades the differences between the city-size groups were 17.9 cents, 5.7 cents, 1.9 cents, and 3.1 cents; and in the newspaper branch, 14.9 cents, 8.2 cents, 10.9 cents, and 4.2 cents. In general, the averages for the individual book and job trades varied directly with the population group. Including cities in all regions, the averages for eight book and job trades varied directly for the combined regional city-size classifications. In the North and Pacific regions there was direct variation for five trades, and in South and South-western cities for four trades. The most frequent exception to direct variation was caused by size V cities having higher averages than size IV cities, owing to the greater extent of organization among the lower-paid trades in size IV cities.

There were 9 exceptions, in 48 possibilities, to direct variation among the individual newspaper trades. In seven of these cases an average for group V cities was higher than that for group IV cities.

TABLE 9.—Average Hourly Union Wage Rates in the Printing Trades, by Region and Population Group, July 1, 1943

| Trade                             | Average hourly wage rates in the cities of specified population group <sup>1</sup> |                       |             |                   |                      |             |                   |                      |                  |                   |                      |
|-----------------------------------|--|-----------------------|-------------|-------------------|----------------------|-------------|-------------------|----------------------|------------------|-------------------|----------------------|
|                                   | Group I <sup>2</sup>   | Group II <sup>2</sup> | Group III   |                   |                      | Group IV    |                   |                      | Group V          |                   |                      |
|                                   | North and Pacific  | North and Pacific     | All regions | North and Pacific | South and South-west | All regions | North and Pacific | South and South-west | All regions      | North and Pacific | South and South-west |
| All printing trades.....          | \$1.399  | \$1.254               | \$1.191     | \$1.207           | \$1.136              | \$1.153     | \$1.171           | \$1.084              | \$1.129          | \$1.143           | \$1.106              |
| Book and job.....                 | 1.318  | 1.139                 | 1.082       | 1.103             | .992                 | 1.063       | 1.089             | .940                 | 1.032            | 1.044             | 1.012                |
| Bindery women.....                | .633   | .606                  | .583        | .596              | .505                 | .550        | .574              | .483                 | .537             | .573              | ( <sup>3</sup> )     |
| Bookbinders.....                  | 1.222  | 1.192                 | 1.149       | 1.181             | 1.019                | 1.076       | 1.107             | .973                 | 1.101            | 1.140             | ( <sup>3</sup> )     |
| Compositors, hand.....            | 1.429  | 1.265                 | 1.251       | 1.274             | 1.160                | 1.162       | 1.177             | 1.084                | 1.134            | 1.119             | 1.155                |
| Electrotypers.....                | 1.695  | 1.296                 | 1.320       | 1.330             | 1.225                | 1.267       | 1.278             | 1.138                | ( <sup>3</sup> ) | ( <sup>3</sup> )  | -----                |
| Machine operators.....            | 1.478  | 1.287                 | 1.249       | 1.271             | 1.175                | 1.164       | 1.177             | 1.114                | 1.135            | 1.130             | 1.096                |
| Machine tenders (machinists)..... | 1.507  | 1.231                 | 1.255       | 1.322             | 1.194                | 1.231       | 1.242             | ( <sup>3</sup> )     | 1.253            | 1.282             | ( <sup>3</sup> )     |
| Mallers.....                      | 1.160  | 1.152                 | 1.144       | 1.152             | ( <sup>3</sup> )     | .975        | .988              | .920                 | ( <sup>3</sup> ) | ( <sup>3</sup> )  | -----                |
| Photoengravers.....               | 1.722  | 1.532                 | 1.483       | 1.507             | 1.345                | 1.413       | 1.419             | 1.397                | 1.411            | 1.411             | -----                |
| Press assistants and feeders..... | 1.139  | .953                  | .908        | .950              | .683                 | .861        | .884              | .695                 | .734             | .759              | .633                 |
| Pressmen, cylinder.....           | 1.489  | 1.258                 | 1.225       | 1.263             | 1.088                | 1.221       | 1.239             | 1.046                | 1.092            | 1.098             | 1.078                |
| Pressmen, platen.....             | 1.284  | 1.126                 | 1.048       | 1.080             | .916                 | .974        | .998              | .883                 | .910             | .894              | .919                 |
| Newspaper.....                    | 1.602  | 1.453                 | 1.371       | 1.405             | 1.288                | 1.262       | 1.278             | 1.210                | 1.220            | 1.241             | 1.189                |
| Day work.....                     | 1.528  | 1.390                 | 1.331       | 1.362             | 1.247                | 1.235       | 1.249             | 1.182                | 1.189            | 1.206             | 1.166                |
| Night work.....                   | 1.645  | 1.517                 | 1.427       | 1.468             | 1.336                | 1.300       | 1.328             | 1.238                | 1.238            | 1.295             | 1.216                |
| Compositors hand:.....            |  |                       |             |                   |                      |             |                   |                      |                  |                   |                      |
| Day work.....                     | 1.658  | 1.480                 | 1.403       | 1.434             | 1.316                | 1.268       | 1.279             | 1.213                | 1.213            | 1.227             | 1.182                |
| Night work.....                   | 1.748  | 1.566                 | 1.472       | 1.510             | 1.382                | 1.336       | 1.354             | 1.274                | 1.270            | 1.303             | 1.242                |
| Machine operators:.....           |  |                       |             |                   |                      |             |                   |                      |                  |                   |                      |
| Day work.....                     | 1.656  | 1.490                 | 1.414       | 1.438             | 1.334                | 1.268       | 1.279             | 1.222                | 1.216            | 1.233             | 1.186                |
| Night work.....                   | 1.768  | 1.567                 | 1.482       | 1.507             | 1.414                | 1.329       | 1.353             | 1.271                | 1.287            | 1.313             | 1.253                |

See footnotes at end of table.

TABLE 9.—Average Hourly Union Wage Rates in the Printing Trades, by Region and Population Group, July 1, 1943—Continued

| Trade  | Average hourly wage rates in the cities of specified population group <sup>1</sup> |                       |             |                   |                      |             |                   |                      |                  |                   |                      |
|--|--|-----------------------|-------------|-------------------|----------------------|-------------|-------------------|----------------------|------------------|-------------------|----------------------|
|  | Group I <sup>2</sup>   | Group II <sup>2</sup> | Group III   |                   |                      | Group IV    |                   |                      | Group V          |                   |                      |
|  | North and Pacific  | North and Pacific     | All regions | North and Pacific | South and South-west | All regions | North and Pacific | South and South-west | All regions      | North and Pacific | South and South-west |
| Newspaper—Con. Machine tenders (machinists): |  |                       |             |                   |                      |             |                   |                      |                  |                   |                      |
| Day work....                                 | \$1.678  | \$1.480               | \$1.404     | \$1.435           | \$1.346              | \$1.280     | \$1.302           | \$1.216              | \$1.226          | \$1.225           | \$1.227              |
| Night work....                               | 1.774  | 1.565                 | 1.474       | 1.511             | 1.397                | 1.313       | 1.349             | 1.268                | 1.296            | 1.311             | 1.273                |
| Mailers:                                     |  |                       |             |                   |                      |             |                   |                      |                  |                   |                      |
| Day work....                                 | 1.171  | 1.084                 | 1.039       | 1.083             | .885                 | .946        | .956              | .917                 | .836             | .814              | ( <sup>3</sup> )     |
| Night work....                               | 1.281  | 1.189                 | 1.111       | 1.169             | 1.006                | 1.043       | 1.079             | .958                 | 1.061            | 1.079             | ( <sup>3</sup> )     |
| Photoengravers:                              |  |                       |             |                   |                      |             |                   |                      |                  |                   |                      |
| Day work....                                 | 1.709  | 1.619                 | 1.492       | 1.544             | 1.403                | 1.281       | 1.300             | 1.353                | ( <sup>3</sup> ) | ( <sup>3</sup> )  | -----                |
| Night work....                               | 1.974  | 1.798                 | 1.559       | 1.691             | 1.404                | 1.496       | 1.531             | 1.406                | -----            | -----             | -----                |
| Pressmen (journeymen):                       |  |                       |             |                   |                      |             |                   |                      |                  |                   |                      |
| Day work....                                 | 1.438  | 1.291                 | 1.254       | 1.286             | 1.185                | 1.187       | 1.204             | 1.132                | 1.174            | 1.225             | 1.091                |
| Night work....                               | 1.620  | 1.450                 | 1.354       | 1.379             | 1.304                | 1.240       | 1.263             | 1.191                | 1.194            | 1.273             | 1.129                |
| Pressmen-in-charge:                          |  |                       |             |                   |                      |             |                   |                      |                  |                   |                      |
| Day work....                                 | 1.609  | 1.415                 | 1.358       | 1.367             | 1.329                | 1.306       | 1.312             | 1.287                | 1.249            | 1.320             | 1.107                |
| Night work....                               | 1.794  | 1.565                 | 1.444       | 1.464             | 1.413                | 1.354       | 1.358             | 1.347                | 1.294            | 1.374             | ( <sup>3</sup> )     |
| Stereotypers:                                |  |                       |             |                   |                      |             |                   |                      |                  |                   |                      |
| Day work....                                 | 1.403  | 1.367                 | 1.294       | 1.334             | 1.209                | 1.206       | 1.216             | 1.167                | 1.167            | 1.204             | 1.096                |
| Night work....                               | 1.668  | 1.508                 | 1.374       | 1.434             | 1.276                | 1.281       | 1.309             | 1.237                | 1.208            | 1.230             | 1.131                |

<sup>1</sup> Group I, over 1,000,000 population; Group II, 500,000 to 1,000,000; Group III, 250,000 to 500,000; Group IV, 100,000 to 250,000; Group V, 40,000 to 100,000.

<sup>2</sup> No city of this size in the South or Southwest.

<sup>3</sup> Insufficient quotations to compute an average.

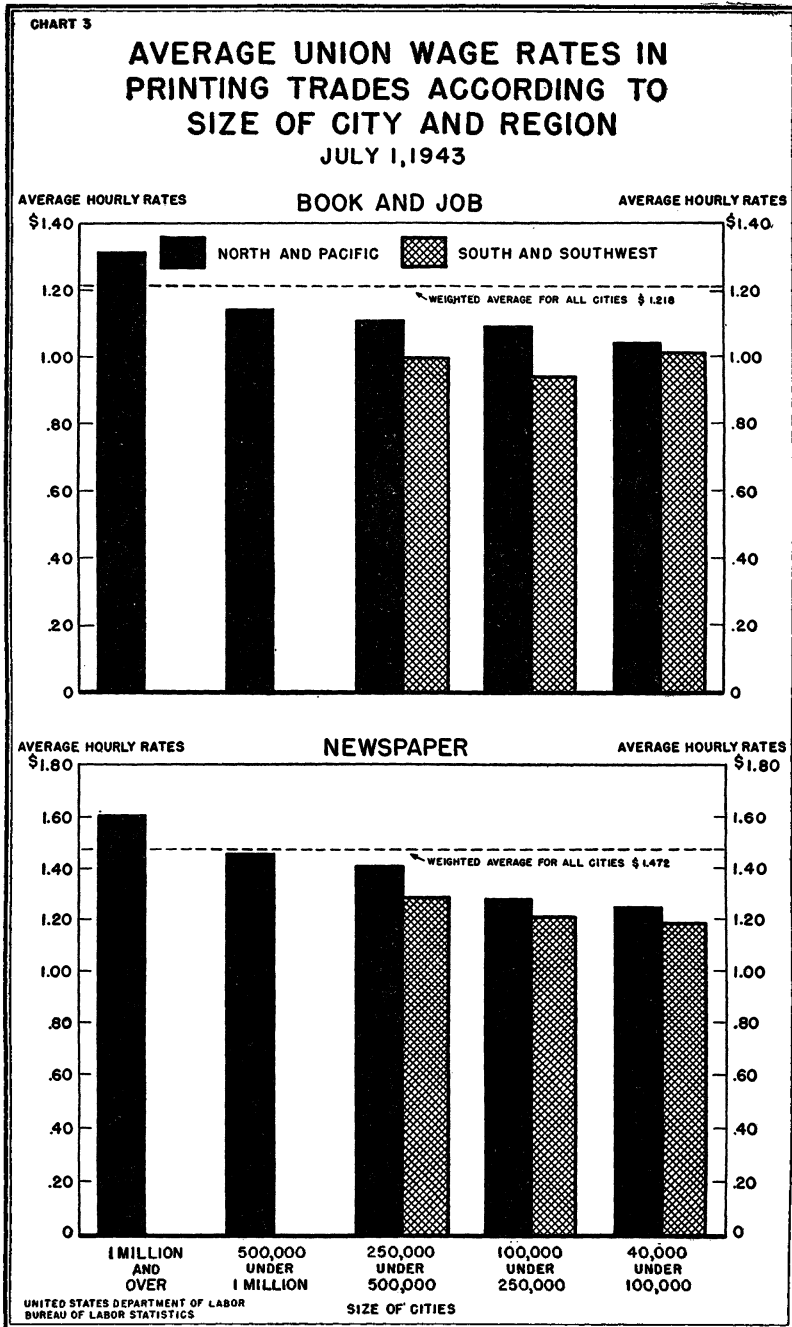
#### REGIONAL DIFFERENCES IN WAGE RATES

A comparison of average wage rates between the North and Pacific and South and Southwest regions is limited to city-size groups III, IV and V, as there is no city in the South or Southwest with a population of 500,000 or more.

The averages for all printing trades combined, as well as for both the book and job and the newspaper groups, were consistently higher, within the city-size classifications, in the North and Pacific region than in the South and Southwest region. There were only three exceptions to this among the individual trades. In the book and job branch, the hand compositors and platen pressmen in group V cities had a higher average for cities in the South and Southwest than in the North and Pacific region. The same situation existed in the averages for day-shift machine tenders in the newspaper branch.

The difference for hand compositors (\$1.155, as compared to \$1.119) was due to the relatively high scale in Phoenix and the low scales in the North and Pacific cities of Madison, Wis., Manchester, N. H., and Portland, Maine. The difference for platen pressmen (91.9 cents, as compared to 89.4 cents) was due to the low scales for this work in Binghamton, N. Y., Manchester, N. H., and Portland, Maine. The difference for day-shift newspaper typographical machine tenders was extremely small (\$1.227, as compared to \$1.225).





### Overtime Rates

Time and one-half was almost universally specified as the initial overtime rate in printing-trades agreements. Over 99 percent of the quotations covering 99.5 percent of the union members provided this overtime scale. Overtime rates other than time and one-half applied to 0.5 percent of the members, comprised almost entirely of a few pressmen, pressmen-in-charge, and a very few stereotypers, most of whom had overtime rates that were higher than, but not based directly on, the straight-time rates.

A large number of agreements provided that the initial overtime rate applied only for a limited time before or after the regular hours; a higher overtime rate, usually double time, applied thereafter.

### Weekly Hours <sup>6</sup>

TREND, 1907-43

There was a slight increase (0.2 percent) in the index of straight-time weekly hours for all printing trades during the period June 1, 1942, to July 1, 1943, bringing the new index to 87.6. The book and job index increased three-tenths of 1 percent to 89.7, but the newspaper index remained unchanged at 84.2 (table 10). Ninety-nine percent of the quotations, including over 98 percent of the union members, provided the same hours for both 1942 and 1943.

Nine of the individual book and job trades reported no hour changes. The electrotypers reported only 3 quotations providing increased hours, but these quotations affected almost half of the members in this trade. This increase was due to elimination of share-the-work plans in both Chicago, where the hours were increased from 32 to 40, and New York, where the system of working only 32 hours instead of 40 every other week was eliminated.

TABLE 10.—Indexes of Union Weekly Hours in All Printing Trades, 1907-43

[1929=100]

| Year      | Indexes of weekly hours |              |           | Year      | Indexes of weekly hours |              |           |
|-----------|-------------------------|--------------|-----------|-----------|-------------------------|--------------|-----------|
|           | All printing            | Book and job | Newspaper |           | All printing            | Book and job | Newspaper |
| 1907..... | (1)                     | 122.4        | 102.3     | 1926..... | 100.2                   | 100.1        | 100.7     |
| 1908..... | (1)                     | 116.8        | 101.8     | 1927..... | 100.1                   | 100.1        | 100.4     |
| 1909..... | (1)                     | 118.8        | 101.5     | 1928..... | 100.1                   | 100.1        | 100.2     |
| 1910..... | (1)                     | 118.4        | 101.3     | 1929..... | 100.0                   | 100.0        | 100.0     |
| 1911..... | 111.6                   | 115.4        | 101.3     | 1930..... | 99.9                    | 99.9         | 99.8      |
| 1912..... | 111.5                   | 115.3        | 101.1     | 1931..... | 99.8                    | 99.9         | 99.8      |
| 1913..... | 111.4                   | 115.3        | 101.0     | 1932..... | 96.5                    | 96.1         | 97.3      |
| 1914..... | 111.3                   | 115.3        | 100.8     | 1933..... | 95.7                    | 95.1         | 96.8      |
| 1915..... | 111.3                   | 115.3        | 100.7     | 1934..... | 90.8                    | 91.8         | 89.1      |
| 1916..... | 111.3                   | 115.3        | 100.6     | 1935..... | 89.3                    | 90.4         | 87.6      |
| 1917..... | 111.3                   | 115.3        | 100.6     | 1936..... | 88.9                    | 90.5         | 86.5      |
| 1918..... | 111.3                   | 115.3        | 100.6     | 1937..... | 88.5                    | 90.3         | 85.7      |
| 1919..... | 111.3                   | 115.2        | 100.8     | 1938..... | 88.1                    | 89.9         | 85.3      |
| 1920..... | 108.1                   | 110.9        | 100.7     | 1939..... | 87.8                    | 89.6         | 84.9      |
| 1921..... | 101.5                   | 102.1        | 100.4     | 1940..... | 87.6                    | 89.4         | 84.6      |
| 1922..... | 101.1                   | 100.8        | 102.4     | 1941..... | 87.5                    | 89.4         | 84.3      |
| 1923..... | 100.7                   | 100.2        | 102.2     | 1942..... | 87.4                    | 89.4         | 84.2      |
| 1924..... | 100.3                   | 100.2        | 100.8     | 1943..... | 87.6                    | 89.7         | 84.2      |
| 1925..... | 100.3                   | 100.3        | 100.5     |           |                         |              |           |

<sup>1</sup> Combined data for the years 1907-10 not available.

<sup>6</sup> Maximum weekly hours discussed in this section refer to the scheduled workweek at regular pay. Actual time worked may be longer or shorter than the scheduled week.

Each of the individual newspaper trades had at least one quotation calling for either an increase or decrease in weekly hours. Stereotypers with 3.4 percent of both the day and night members covered by hour changes, was the only trade in this branch, however, that had more than 1.4 percent of its members affected by changes in hours.

#### TRENDS IN INDIVIDUAL TRADES

Only 2 of the 11 book and job trades showed any change in weekly hours after June 1, 1942 (table 11). Photoengravers recorded a very slight decrease in straight-time hours, while electrotypers had an 8-percent increase, bringing their index up to 88.3. This increase in hours was due exclusively to adjustment of hours in Chicago and in New York. Starting early in the depression and continuing until 1943 the Chicago electrotypers worked under a share-the-work plan in which 32 hours was the normal week. When a union member completed his 32 hours of work, any remaining work was given to another member who had not worked 32 hours. This arrangement was enforced by the union, and in actual fact superseded the agreement which permitted 40 hours of work per week. In New York in past years it has been the practice to work 32 hours one week and 40 the next. As there was sufficient work in 1943 in both cities these systems were abandoned and, therefore, an actual increase of hours of work at straight time took effect. The only recordable hour change in the newspaper trades was a decrease of 0.1 percent for stereotypers.

With the exception of the electrotypers, who show a net 5.6-percent increase, there has been practically no change in hours since 1939 in the book and job trades. For six of the trades the index is the same; two trades show slight decreases; and one trade, in addition to the electrotypers—the bindery women—shows a slight increase. All of the newspaper trades show decreases during this period, the largest being that of the stereotypers, who have decreased their hours 2.3 percent since 1939.

#### UNION HOURS, 1943

The average maximum workweek at straight-time rates for all printing trades on July 1, 1943, was 38.9 hours (table 12). There was a substantial difference in average hours between the two branches of the industry: The book and job branch averaged 39.6 while the newspaper average was 37.4 hours, over 2 hours per week less. Day-shift newspaper members averaged 38.0 hours while night-shift members averaged 36.9 hours.

Among the book and job trades the photoengravers had the shortest average workweek (36.9 hours) and, as previously noted, the highest average wage rates. Other trades in this branch had average hours deviating only slightly from the 40-hour standard. Five trades averaged exactly 40 hours.

In the newspaper branch, only the mailers averaged over 38 hours per week (38.2 hours). Six of the seven other trades had averages in the narrow range 37.2 to 37.4 hours. The photoengravers averaged 37.9 hours.

The 40-hour straight-time week covered almost two-thirds of all the printing-trades members. Slightly over one-fifth worked 37½ hours. Only a tenth of 1 percent of the members worked either less than 30 hours or in excess of 40 hours per week.

TABLE 11.—Indexes of Union Weekly Hours in Each Printing Trade, 1916 to 1943

[1929=100]

## BOOK AND JOB

| Year | Bindery women | Book-binders | Compositors, hand | Machine operators | Machine tenders (machinists) | Electrotypers | Photo-engravers | Press assistants and feeders | Pressmen, cylinder | Pressmen, platen |
|------|---------------|--------------|-------------------|-------------------|------------------------------|---------------|-----------------|------------------------------|--------------------|------------------|
| 1916 | 107.0         | 107.4        | 108.7             | 107.7             | 108.8                        | 103.5         | 108.9           | 108.1                        | 108.4              | 107.9            |
| 1917 | 107.0         | 107.4        | 108.7             | 107.7             | 108.8                        | 103.4         | 108.9           | 108.1                        | 108.4              | 107.9            |
| 1918 | 107.0         | 107.4        | 108.7             | 107.7             | 108.8                        | 103.4         | 108.6           | 108.1                        | 108.4              | 107.9            |
| 1919 | 107.0         | 107.4        | 108.7             | 107.7             | 108.8                        | 103.4         | 108.6           | 108.1                        | 108.4              | 107.9            |
| 1920 | 107.0         | 107.4        | 108.7             | 107.7             | 108.8                        | 103.3         | 102.2           | 108.0                        | 108.4              | 107.8            |
| 1921 | 102.1         | 101.9        | 102.8             | 102.1             | 100.8                        | 100.1         | 100.0           | 102.2                        | 102.4              | 102.2            |
| 1922 | 100.8         | 100.9        | 100.7             | 100.6             | 100.4                        | 98.7          | 100.0           | 101.1                        | 101.2              | 101.6            |
| 1923 | 100.3         | 100.4        | 99.7              | 100.2             | 100.1                        | 99.6          | 100.0           | 100.4                        | 100.7              | 100.3            |
| 1924 | 100.3         | 100.1        | 100.0             | 99.8              | 100.0                        | 99.3          | 100.0           | 100.6                        | 100.9              | 100.6            |
| 1925 | 100.3         | 100.4        | 100.0             | 100.2             | 100.2                        | 100.2         | 100.2           | 100.3                        | 100.4              | 100.5            |
| 1926 | 100.5         | 100.3        | 100.0             | 100.0             | 100.0                        | 100.2         | 100.0           | 100.2                        | 100.2              | 99.7             |
| 1927 | 99.9          | 100.0        | 100.0             | 100.2             | 100.0                        | 100.3         | 100.0           | 100.1                        | 100.2              | 99.7             |
| 1928 | 99.8          | 100.7        | 100.0             | 100.0             | 100.0                        | 100.2         | 100.0           | 100.0                        | 100.0              | 99.9             |
| 1929 | 100.0         | 100.0        | 100.0             | 100.0             | 100.0                        | 100.0         | 100.0           | 100.0                        | 100.0              | 100.0            |
| 1930 | 99.9          | 99.9         | 100.0             | 100.0             | 100.0                        | 98.8          | 99.8            | 100.0                        | 100.0              | 100.0            |
| 1931 | 99.8          | 99.8         | 100.0             | 100.0             | 100.0                        | 98.1          | 99.8            | 100.0                        | 100.0              | 100.5            |
| 1932 | 99.9          | 99.7         | 99.7              | 99.9              | 100.0                        | 98.2          | 94.9            | 87.9                         | 91.4               | 98.2             |
| 1933 | 99.9          | 99.6         | 96.5              | 95.6              | 95.0                         | 93.1          | 91.7            | 92.9                         | 92.4               | 95.9             |
| 1934 | 93.5          | 93.1         | 94.1              | 92.9              | 91.5                         | 90.1          | 90.5            | 89.8                         | 89.2               | 92.0             |
| 1935 | 92.8          | 91.5         | 92.4              | 91.2              | 90.7                         | 88.2          | 86.9            | 89.6                         | 88.9               | 91.3             |
| 1936 | 92.4          | 91.5         | 91.7              | 90.4              | 90.2                         | 86.5          | 85.7            | 91.9                         | 90.7               | 91.3             |
| 1937 | 91.9          | 91.5         | 91.6              | 90.3              | 90.2                         | 86.3          | 85.2            | 91.7                         | 90.4               | 90.9             |
| 1938 | 91.5          | 91.2         | 91.4              | 90.1              | 90.1                         | 84.5          | 84.4            | 91.5                         | 90.1               | 90.6             |
| 1939 | 90.4          | 90.0         | 91.4              | 90.1              | 90.0                         | 83.6          | 83.8            | 91.5                         | 90.1               | 90.6             |
| 1940 | 90.4          | 90.0         | 91.4              | 90.1              | 90.0                         | 81.7          | 83.7            | 91.5                         | 90.1               | 90.6             |
| 1941 | 90.4          | 89.9         | 91.4              | 90.1              | 90.0                         | 81.7          | 83.6            | 91.5                         | 90.1               | 90.4             |
| 1942 | 90.6          | 90.0         | 91.4              | 90.1              | 90.0                         | 81.7          | 83.3            | 91.5                         | 90.1               | 90.4             |
| 1943 | 90.6          | 90.0         | 91.4              | 90.1              | 90.0                         | 83.3          | 83.2            | 91.5                         | 90.1               | 90.4             |

## NEWSPAPER

| Year | Compositors, hand | Machine operators | Machine tenders (machinists) | Photo-engravers | Pressmen, web presses <sup>1</sup> | Stereotypers |
|------|-------------------|-------------------|------------------------------|-----------------|------------------------------------|--------------|
| 1916 | 100.7             | 100.5             | 100.2                        | 106.9           | 98.4                               | 101.0        |
| 1917 | 100.7             | 100.5             | 100.2                        | 106.9           | 98.3                               | 100.9        |
| 1918 | 100.8             | 100.7             | 100.3                        | 105.7           | 98.3                               | 100.9        |
| 1919 | 100.8             | 100.7             | 100.3                        | 105.4           | 99.0                               | 101.0        |
| 1920 | 101.1             | 100.8             | 100.4                        | 104.3           | 98.6                               | 100.5        |
| 1921 | 100.9             | 100.6             | 100.4                        | 101.1           | 98.4                               | 99.1         |
| 1922 | 102.1             | 102.1             | 101.0                        | 101.8           | 103.5                              | 101.0        |
| 1923 | 102.1             | 102.0             | 101.0                        | 100.9           | 103.0                              | 100.9        |
| 1924 | 101.1             | 100.6             | 100.4                        | 100.9           | 99.8                               | 100.8        |
| 1925 | 101.0             | 100.6             | 100.9                        | 100.2           | 99.2                               | 100.4        |
| 1926 | 101.2             | 100.3             | 100.7                        | 99.8            | 100.3                              | 100.4        |
| 1927 | 100.6             | 100.2             | 100.1                        | 100.2           | 100.1                              | 100.2        |
| 1928 | 100.4             | 99.9              | 100.3                        | 100.0           | 99.7                               | 100.7        |
| 1929 | 100.0             | 100.0             | 100.0                        | 100.0           | 100.0                              | 100.0        |
| 1930 | 99.7              | 99.8              | 99.8                         | 99.9            | 99.8                               | 100.0        |
| 1931 | 99.7              | 99.8              | 99.8                         | 99.5            | 99.8                               | 100.1        |
| 1932 | 97.6              | 95.9              | 92.9                         | 99.4            | 97.8                               | 99.3         |
| 1933 | 96.5              | 95.2              | 92.1                         | 99.6            | 98.7                               | 98.1         |
| 1934 | 86.7              | 85.2              | 82.6                         | 95.5            | 93.9                               | 94.9         |
| 1935 | 85.6              | 84.3              | 81.4                         | 92.4            | 91.8                               | 92.7         |
| 1936 | 84.0              | 82.7              | 79.9                         | 92.1            | 91.4                               | 92.3         |
| 1937 | 83.5              | 82.2              | 79.7                         | 91.1            | 90.3                               | 90.6         |
| 1938 | 83.5              | 82.1              | 79.6                         | 88.6            | 89.7                               | 88.8         |
| 1939 | 83.4              | 82.1              | 79.6                         | 88.4            | 89.1                               | 86.1         |
| 1940 | 83.1              | 81.9              | 79.5                         | 88.2            | 88.9                               | 85.3         |
| 1941 | 83.0              | 81.8              | 79.4                         | 88.1            | 88.6                               | 84.3         |
| 1942 | 82.9              | 81.6              | 79.1                         | 87.9            | 88.5                               | 84.2         |
| 1943 | 82.9              | 81.6              | 79.1                         | 87.9            | 88.5                               | 84.1         |

<sup>1</sup> Includes pressmen-in-charge.

About 9 out of every 10 members in the book and job branch worked a 40-hour week. The photoengravers' trade was the only one in which a substantial number had less than a 40-hour workweek. Almost half of the photoengravers worked 37½ hours, and over a third worked 35 hours. No trade had any members who worked more than 40 hours per week. Only the typographical machine operators had any members who worked a maximum of 30 hours per week at straight time.

A majority of all the newspaper members worked a 37½-hour week and over 95 percent worked from 35 to 40 hours per week at straight-time rates. Hours on the night shift are generally shorter than hours on the day shift. Almost 87 percent of the day-shift workers were on schedules of 37½ hours or more per week, while over 87 percent of the night workers had regular hours of 37½ or less. Over half of those on day shifts and almost half of those on night shifts worked 37½ hours.

TABLE 12.—Percentage Distribution of Union Members in the Printing Trades, by Hour Scales, July 1, 1943

| Trade                             | Average hours per week | Percent of members whose hours per week were— |     |                      |      |                       |      |                       |       |         |
|-----------------------------------|------------------------|---|-----|----------------------|------|-----------------------|------|-----------------------|-------|---------|
|                                   |                        | Under 30                                      | 30  | Over 30 and under 35 | 35   | Over 35 and under 37½ | 37½  | Over 37½ and under 40 | 40    | Over 40 |
| All printing trades.....          | 38.9                   | (1)   | 0.2 | 1.3                  | 6.1  | 4.2                   | 21.7 | 1.1                   | 65.3  | 0.1     |
| Book and job.....                 | 39.6                   |   | (1) | (1)                  | 4.3  | (1)                   | 6.8  | .1                    | 88.8  |         |
| Bindery women.....                | 40.0                   |   |     |                      |      |                       |      |                       | 100.0 |         |
| Bookbinders.....                  | 40.0                   |   |     |                      |      |                       |      |                       | 100.0 |         |
| Compositors, hand.....            | 39.9                   |   |     |                      |      |                       | 4.3  |                       | 95.7  |         |
| Electrotypers.....                | 40.0                   |   |     |                      | .2   |                       |      | .9                    | 98.9  |         |
| Machine operators.....            | 39.3                   |   | .3  | .2                   | .7   |                       | 5.2  |                       | 93.6  |         |
| Machine tenders (machinists)..... | 39.9                   |   |     |                      | .6   |                       | 3.5  |                       | 96.5  |         |
| Mailers.....                      | 39.9                   |   |     |                      | .6   | 3.1                   | .7   |                       | 95.6  |         |
| Photoengravers.....               | 36.9                   |   |     |                      | 37.8 |                       | 49.2 | .3                    | 12.7  |         |
| Press assistants and feeders..... | 40.0                   |   |     |                      |      |                       | 1.8  |                       | 98.2  |         |
| Pressmen, cylinder.....           | 39.3                   |   |     |                      | 3.5  |                       | 1.8  | .5                    | 94.2  |         |
| Pressmen, platen.....             | 40.0                   |   |     |                      |      |                       | 2.1  |                       | 97.9  |         |
| Newspaper.....                    | 37.4                   | 0.1   | .4  | 3.9                  | 9.5  | 12.4                  | 51.3 | 2.9                   | 19.3  | .2      |
| Day work.....                     | 38.0                   |   | .7  | .4                   | 4.9  | 7.4                   | 53.5 | 4.7                   | 28.0  | .4      |
| Night work.....                   | 36.9                   | .2  | .1  | 7.1                  | 13.6 | 17.0                  | 49.3 | 1.2                   | 11.5  |         |
| Compositors, hand.....            | 37.4                   |   |     |                      |      |                       |      |                       |       |         |
| Day work.....                     | 37.5                   |   | 1.1 | .2                   | 7.6  | 14.1                  | 58.9 | 3.2                   | 14.8  | .1      |
| Night work.....                   | 37.3                   | .2  | (1) | .1                   | 7.9  | 18.3                  | 62.8 | .8                    | 9.9   |         |
| Machine operators.....            | 37.3                   |   |     |                      |      |                       |      |                       |       |         |
| Day work.....                     | 37.4                   |   | 2.0 | .5                   | 7.9  | 14.3                  | 56.2 | 4.9                   | 14.1  | .1      |
| Night work.....                   | 37.2                   | .7  | .1  | .1                   | 9.0  | 17.0                  | 61.6 | 1.2                   | 10.3  |         |
| Machine tenders (machinists)..... | 37.4                   |   |     |                      |      |                       |      |                       |       |         |
| Day work.....                     | 37.4                   |   | .3  | .5                   | 6.0  | 16.3                  | 63.4 | 2.4                   | 11.1  |         |
| Night work.....                   | 37.3                   |   |     | .5                   | 6.8  | 19.1                  | 64.1 | .5                    | 9.0   |         |
| Mailers.....                      | 38.2                   |   |     |                      |      |                       |      |                       |       |         |
| Day work.....                     | 39.3                   |   |     | .2                   | .7   | .1                    | 25.7 | 3.3                   | 70.0  |         |
| Night work.....                   | 37.5                   |   |     | .5                   | 11.9 | 21.1                  | 46.5 | 3.5                   | 16.5  |         |
| Photoengravers.....               | 37.9                   |   |     |                      |      |                       |      |                       |       |         |
| Day work.....                     | 38.1                   |   |     |                      |      |                       | 74.7 | 1.5                   | 23.8  |         |
| Night work.....                   | 37.7                   |   |     |                      | 7.6  | .5                    | 74.3 | 1.5                   | 16.1  |         |
| Pressmen (journeymen).....        | 37.2                   |   |     |                      |      |                       |      |                       |       |         |
| Day work.....                     | 38.5                   |   |     | .4                   | .2   | .3                    | 54.6 | 7.9                   | 34.9  | 1.7     |
| Night work.....                   | 36.8                   |   | .1  | 24.4                 | 33.6 | 19.9                  | 12.6 | .3                    | 9.1   |         |
| Pressmen-in-charge.....           | 37.2                   |   |     |                      |      |                       |      |                       |       |         |
| Day work.....                     | 38.5                   |   |     | .7                   | .4   | .9                    | 56.1 | 4.4                   | 35.3  | 2.2     |
| Night work.....                   | 35.9                   |   | .2  | 20.0                 | 28.3 | 26.3                  | 16.8 | .4                    | 7.5   |         |
| Stereotypers.....                 | 37.2                   |   |     |                      |      |                       |      |                       |       |         |
| Day work.....                     | 38.3                   |   |     | 1.3                  | 3.8  | 1.2                   | 43.5 | 5.7                   | 39.5  |         |
| Night work.....                   | 35.7                   |   | 1.1 | 32.3                 | 8.5  | 4.4                   | 36.7 | .1                    | 16.9  |         |

<sup>1</sup> Less than a tenth of 1 percent.

All the newspaper trades, except the mailers and stereotypers, reported substantial majorities of their day members working 37½ hours per week at straight time. The mailers reported that 70 percent of the day members worked 40 hours, and over a quarter, 37½ hours. Of the stereotypers on day work, over two-fifths worked 37½ hours, and almost two-fifths worked 40 hours.

On the night shift approximately four-fifths of the typographical members and over two-thirds of the mailers had basic workweeks of over 35, but not over 37½ hours. About three-fourths of the photo-engravers fell in the same range. Over two-fifths of the night stereotypers worked 35 hours or less in contrast to only one-tenth in that range on the day shift. The hour differential between day and night workers is most predominant among the pressmen and pressmen-in-charge. Over three-fourths of the pressmen and pressmen-in-charge worked less than 37½ hours on the night shift, compared with only 0.9 percent of the pressmen and 2.0 percent of the pressmen-in-charge who worked less than 37½ hours on the day shift.

### *Union Scales of Wages and Hours, by Trades and Cities*

Union rates of wages per hour and hours per week in effect on July 1, 1943, and June 1, 1942, are listed by trade for book and job printing in table 13 and for newspaper printing in table 14, for each of the 75 cities included in the survey. Since there are no union rates in effect for some trades in a few cities, some of the trade classifications lack a full listing of cities.

Sometimes there are two or more union rates for the same occupation in one city. This may be attributed to two or more unions having different scales, to one union having different agreements with different employers because of various qualifications or conditions, or to both these situations. Where more than one union rate is in effect all are listed in the following tables, the letters A, B, C, etc., being used to designate the different agreements or quotations. The sequence of the letters is in no way intended to indicate the relative importance of the quotations or agreements so designated.

The wage scales provided in the agreements are frequently specified on a daily or weekly basis. For comparability these rates have been converted to an hourly basis, as shown in tables 13 and 14.

**TABLE 13.—Union Scales of Wages and Hours in the BOOK AND JOB Printing Trades in Selected Cities, July 1, 1943, and June 1, 1942**

| City  | July 1, 1943  |                | June 1, 1942  |                |
|---|---------------|----------------|---------------|----------------|
|   | Rate per hour | Hours per week | Rate per hour | Hours per week |
| Atlanta, Ga. ....   | \$0.505       | 40.0           | \$0.475       | 40.0           |
| Baltimore, Md.:   |               |                |               |                |
| Bindery operators, hand or machine.....   | .525          | 40.0           | .475          | 40.0           |
| Wrappers, packers, strippers of all cut work, sealers, out-setters, boxers..... | .400          | 40.0           | .350          | 40.0           |
| Birmingham, Ala. ....   | .485          | 40.0           | .485          | 40.0           |
| Boston, Mass.:  |               |                |               |                |
| Commercial shops.....   | .625          | 40.0           | .600          | 40.0           |
| City library bindery.....   | .600          | 40.0           | .594          | 40.0           |
| Buffalo, N. Y. ....   | .525          | 40.0           | .475          | 40.0           |
| Butte, Mont. ....   | .628          | 40.0           | .628          | 40.0           |

TABLE 13.—Union Scales of Wages and Hours in the BOOK AND JOB Printing Trades in Selected Cities, July 1, 1943, and June 1, 1942—Continued

BINDERY WOMEN—Continued

| City  | July 1, 1943  |                | June 1, 1942  |                |
|---|---------------|----------------|---------------|----------------|
|   | Rate per hour | Hours per week | Rate per hour | Hours per week |
| Charleston, W. Va.:   |               |                |               |                |
| Table work only.....  | \$0.525       | 40.0           | \$0.525       | 40.0           |
| Table and machine work.....   | .563          | 40.0           | .563          | 40.0           |
| Charlotte, N. C.....  | .450          | 40.0           | .450          | 40.0           |
| Chicago, Ill.:  |               |                |               |                |
| Loose leaf, blankbook, and novelty work.....  | .570          | 40.0           | .570          | 40.0           |
| Gathering, collating, flat wire stitching, covering, thread sewing.....   | .663          | 40.0           | .663          | 40.0           |
| Paging and numbering.....   | .650          | 40.0           | .650          | 40.0           |
| Feeding automatic stitchers; feeding folding or ruling machines; blankbook sewing machine operators; rotary perforating machine operators, table workers..... | .625          | 40.0           | .625          | 40.0           |
| Cincinnati, Ohio.....   | .575          | 40.0           | .563          | 40.0           |
| Cleveland, Ohio.:   |               |                |               |                |
| Machine work.....   | .625          | 40.0           | .625          | 40.0           |
| Hand work.....  | .560          | 40.0           | .560          | 40.0           |
| Columbus, Ohio.....   | .620          | 40.0           | .590          | 40.0           |
| Dallas, Tex.....  | .500          | 40.0           |               |                |
| Foreladies.....   | .600          | 40.0           |               |                |
| Dayton, Ohio.:  |               |                |               |                |
| Blankbook work.....   | .575          | 40.0           | .575          | 40.0           |
| Machine work:   |               |                |               |                |
| Group leaders.....  | .700          | 40.0           | .700          | 40.0           |
| Machine operators, single stitchers.....  | .650          | 40.0           | .650          | 40.0           |
| Gathering machine operators, hopper feeders.....  | .625          | 40.0           | .625          | 40.0           |
| Kast automatic machine operators, book stackers, collators, refolders, pattern department helpers, miscellaneous workers.....                                 | .600          | 40.0           | .600          | 40.0           |
| Register work:  |               |                |               |                |
| Hand collators:   |               |                |               |                |
| Rate A.....   | .580          | 40.0           | .530          | 40.0           |
| Rate B.....   | .510          | 40.0           | .460          | 40.0           |
| All-set machine operators, all-set hand operators, pile-fold operators.....   | .580          | 40.0           | .530          | 40.0           |
| Denver, Colo.....   | .544          | 40.0           | .544          | 40.0           |
| Foreladies.....   | .669          | 40.0           | .669          | 40.0           |
| Des Moines, Iowa.....   | .575          | 40.0           | .550          | 40.0           |
| Detroit, Mich.:   |               |                |               |                |
| Agreement A.....  | .650          | 40.0           | .650          | 40.0           |
| Agreement B:  |               |                |               |                |
| No. 1 key girls.....  | .750          | 40.0           |               |                |
| No. 2 key girls.....  | .700          | 40.0           |               |                |
| General bindery girls:  |               |                |               |                |
| 1 to 2 months.....  | .500          | 40.0           |               |                |
| 3 to 6 months.....  | .550          | 40.0           |               |                |
| 7 to 12 months.....   | .570          | 40.0           |               |                |
| 13 to 18 months.....  | .600          | 40.0           |               |                |
| 19 to 24 months.....  | .630          | 40.0           |               |                |
| After 2 years.....  | .650          | 40.0           |               |                |
| Grand Rapids, Mich.....   | .500          | 40.0           | .500          | 40.0           |
| Houston, Tex.....   | .550          | 40.0           | .550          | 40.0           |
| Indianapolis, Ind.....  | .635          | 40.0           | .635          | 40.0           |
| Jacksonville, Fla.....  | .450          | 40.0           | .450          | 40.0           |
| Kansas City, Mo.....  | .650          | 40.0           | .600          | 40.0           |
| Foreladies.....   | .725          | 40.0           | .675          | 40.0           |
| Little Rock, Ark.....   | .475          | 40.0           | .475          | 40.0           |
| Los Angeles, Calif.....   | .650          | 40.0           | .575          | 40.0           |
| Louisville, Ky.....   | .525          | 40.0           | .525          | 40.0           |
| Memphis, Tenn.....  | .500          | 40.0           | .450          | 40.0           |
| Milwaukee, Wis.....   | .515          | 40.0           | .515          | 40.0           |
| Novelty work:   |               |                |               |                |
| Rate A.....   | .550          | 40.0           | .500          | 40.0           |
| Rate B.....   | .500          | 40.0           | .450          | 40.0           |
| Minneapolis, Minn.:   |               |                |               |                |
| Agreement A.....  | .560          | 40.0           | .520          | 40.0           |
| Agreement B.....  | .540          | 40.0           | .510          | 40.0           |
| Agreement C.....  | .520          | 40.0           | .475          | 40.0           |
| Envelope work.....  | .550          | 40.0           | .600          | 40.0           |
| Nashville, Tenn.:   |               |                |               |                |
| Machine workers.....  | .450          | 40.0           | .450          | 40.0           |
| Table workers.....  | .450          | 40.0           | .438          | 40.0           |
| Newark, N. J.....   | .633          | 40.0           | .575          | 40.0           |
| Auxiliary workers.....  | .475          | 40.0           | .450          | 40.0           |
| New Haven, Conn.....  | .475          | 40.0           | .450          | 40.0           |
| New Orleans, La.....  | .500          | 40.0           | .500          | 40.0           |

**TABLE 13.—Union Scales of Wages and Hours in the BOOK AND JOB Printing Trades in Selected Cities, July 1, 1943, and June 1, 1942—Continued**
**BINDERY WOMEN—Continued**

| City  | July 1, 1943  |                | June 1, 1942  |                |
|---|---------------|----------------|---------------|----------------|
|   | Rate per hour | Hours per week | Rate per hour | Hours per week |
| New York, N. Y.:  |               |                |               |                |
| Agreement A:  |               |                |               |                |
| Hand collators, hand stitchers or sewers, general edition workers, sewing machine operators, paring machine operators, hand folders, drop-roll or point-folding machine feeders, hand pasters, hand gatherers or coverers.....  | .740          | 40.0           | .740          | 40.0           |
| Pasting machine operators, stubbers, strippers, wire-stitcher operators, inserters, guards.....   | .645          | 40.0           | .645          | 40.0           |
| Gathering machine fillers-in.....   | .613          | 40.0           | .595          | 40.0           |
| Box girls on folding machines.....  | .613          | 40.0           | .575          | 40.0           |
| Book examiners and wrappers.....  | .588          | 40.0           | .550          | 40.0           |
| Agreement B:  |               |                |               |                |
| Indexing, paging or numbering machine (foot or power) operators; ruling machine operators; feeders; gathering machine operators; flat and saddle stitchers; hand folders, punching or drilling machine operators; perforating, pasting, or sewing machine operators; flat and mail wrappers; hand book sewer; hand coverers; full-bound wire stitchers; edition (hand cover) binders..... | .613          | 40.0           | -----         | -----          |
| Pamphlet and magazine binding, stripping, and pasting machine feeders.....  | .588          | 40.0           | -----         | -----          |
| Oklahoma City, Okla.....  | .550          | 40.0           | .500          | 40.0           |
| Foreladies.....   | .650          | 40.0           | .600          | 40.0           |
| Philadelphia, Pa.:  |               |                |               |                |
| Rate A.....   | .630          | 40.0           | .600          | 40.0           |
| Rate B.....   | .580          | 40.0           | .540          | 40.0           |
| Pittsburgh, Pa.....   | .525          | 40.0           | .525          | 40.0           |
| Foreladies.....   | .625          | 40.0           | .625          | 40.0           |
| Portland, Oreg.....   | .675          | 40.0           | .625          | 40.0           |
| Richmond, Va.:  |               |                |               |                |
| Rate A.....   | .500          | 40.0           | .500          | 40.0           |
| Rate B.....   | .475          | 40.0           | .450          | 40.0           |
| Inspectors and wrappers.....  | .475          | 40.0           | -----         | -----          |
| Rochester, N. Y.:   |               |                |               |                |
| Agreement A.....  | .580          | 40.0           | .530          | 40.0           |
| Floorladies.....  | .633          | 40.0           | .583          | 40.0           |
| Agreement B.....  | .550          | 40.0           | .525          | 40.0           |
| St. Louis, Mo.....  | .610          | 40.0           | .610          | 40.0           |
| St. Paul, Minn.....   | .530          | 40.0           | .520          | 40.0           |
| Envelope work.....  | .550          | 40.0           | .500          | 40.0           |
| San Antonio, Tex.....   | .400          | 40.0           | .400          | 40.0           |
| San Francisco, Calif.....   | .688          | 40.0           | .688          | 40.0           |
| Scranton, Pa.....   | .575          | 40.0           | .546          | 40.0           |
| Seattle, Wash.....  | .770          | 40.0           | .688          | 40.0           |
| South Bend, Ind.....  | .550          | 40.0           | .550          | 40.0           |
| Spokane, Wash.....  | .605          | 40.0           | .550          | 40.0           |
| Floorladies.....  | .655          | 40.0           | .655          | 40.0           |
| Toledo, Ohio.....   | .575          | 40.0           | .500          | 40.0           |
| Washington, D. C.....   | .550          | 40.0           | .550          | 40.0           |
| Wichita, Kans.....  | .525          | 40.0           | .500          | 40.0           |
| York, Pa.....   | .550          | 40.0           | .500          | 40.0           |
| Youngstown, Ohio.....   | .500          | 40.0           | .500          | 40.0           |

**BOOKBINDERS**

|                           |         |      |         |      |
|---------------------------|---------|------|---------|------|
| Atlanta, Ga.....          | \$1.035 | 40.0 | \$0.975 | 40.0 |
| Baltimore, Md.....        | 1.000   | 40.0 | .950    | 40.0 |
| Birmingham, Ala.....      | .975    | 40.0 | .975    | 40.0 |
| Boston, Mass.:            |         |      |         |      |
| Commercial shops.....     | 1.175   | 40.0 | 1.100   | 40.0 |
| City library bindery..... | 1.171   | 40.0 | 1.075   | 40.0 |
| Buffalo, N. Y.....        | 1.050   | 40.0 | 1.000   | 40.0 |
| Butte, Mont.....          | 1.115   | 40.0 | 1.115   | 40.0 |
| Charleston, W. Va.....    | 1.200   | 40.0 | 1.125   | 40.0 |
| Charlotte, N. C.....      | .900    | 40.0 | .900    | 40.0 |



**TABLE 13.—Union Scales of Wages and Hours in the BOOK AND JOB Printing Trades in Selected Cities, July 1, 1943, and June 1, 1942—Continued**

| City  | July 1, 1943  |                | June 1, 1942  |                |
|---|---------------|----------------|---------------|----------------|
|   | Rate per hour | Hours per week | Rate per hour | Hours per week |
| <b>Chicago, Ill.:</b>   |               |                |               |                |
| <b>Agreement A:</b>   |               |                |               |                |
| <b>Commercial work:</b>   |               |                |               |                |
| Forwarders, finishers, paper-cutter operators, automatic stitching machine operators, gathering machine operators, combination gathering and stitching machine operators, automatic binding machine operators, Kast inserting machine operators, Rowe trimmers..... | \$1.163       | 40.0           | \$1.163       | 40.0           |
| Combination cutter and 1 folding machine.....   | 1.271         | 40.0           | 1.271         | 40.0           |
| Men-in-charge of stock and cutting machines; operators of combination gathering, stitching, and covering machines.....  | 1.208         | 40.0           | 1.208         | 40.0           |
| <b>Automatic folding machine operators:</b>   |               |                |               |                |
| 1 machine.....  | 1.126         | 40.0           | 1.126         | 40.0           |
| 2 machines.....   | 1.189         | 40.0           | 1.189         | 40.0           |
| 3 machines.....   | 1.264         | 40.0           | 1.264         | 40.0           |
| <b>Edition binding:</b>   |               |                |               |                |
| Automatic stitching machine operators.....  | 1.185         | 40.0           | 1.155         | 40.0           |
| Book trimmers.....  | 1.132         | 40.0           | 1.132         | 40.0           |
| Men-in-charge of stock and cutting machines.....  | 1.208         | 40.0           | 1.208         | 40.0           |
| Combination cutter and folding machine operators.....   | 1.270         | 40.0           | 1.270         | 40.0           |
| Gathering machine operators.....  | 1.134         | 40.0           | 1.134         | 40.0           |
| Forwarders, finishers, case makers, edge gliders, marblers, stampers, steam rounders and backers, head stock cutters.....   | 1.138         | 40.0           | 1.138         | 40.0           |
| Casing-in (setting squares), casing-in machine operators, glueing and pasting machine operators, covering machine operators, stock cutters, indexing machine operators.....   | 1.103         | 40.0           | 1.103         | 40.0           |
| Paper cutter operators.....   | 1.163         | 40.0           | 1.163         | 40.0           |
| <b>Automatic folding machine operators:</b>   |               |                |               |                |
| 1 machine.....  | 1.126         | 40.0           | 1.126         | 40.0           |
| 2 machines.....   | 1.189         | 40.0           | 1.189         | 40.0           |
| 3 machines.....   | 1.264         | 40.0           | 1.264         | 40.0           |
| Case helpers, pasters, smashers, sawyers, tipping for gliders, book repairers, general work.....  | 1.092         | 40.0           | 1.092         | 40.0           |
| Automatic glueing machine operators, book pressers, glueing for machines.....   | 1.013         | 40.0           | 1.013         | 40.0           |
| Stampers in charge of one of more machines.....   | 1.206         | 40.0           | 1.206         | 40.0           |
| Tip printers, operators on binding machines.....  | 1.115         | 40.0           | 1.115         | 40.0           |
| <b>Agreement B: Paper rulers</b>  |               |                |               |                |
| <b>Agreement C: Loose-leaf, blankbook, and novelty work:</b>  |               |                |               |                |
| <b>Journeyman:</b>  |               |                |               |                |
| Rate A.....   | 1.090         | 40.0           | 1.090         | 40.0           |
| Rate B.....   | 1.040         | 40.0           | 1.040         | 40.0           |
| Rate C.....   | 1.010         | 40.0           | 1.010         | 40.0           |
| Rate D.....   | .980          | 40.0           | .980          | 40.0           |
| Rate E.....   | .950          | 40.0           | .950          | 40.0           |
| Rate F.....   | .930          | 40.0           | .930          | 40.0           |
| <b>Paper rulers:</b>  |               |                |               |                |
| Quad "L" machines.....  | 1.370         | 40.0           | 1.370         | 40.0           |
| <b>"L" machines:</b>  |               |                |               |                |
| Rate A.....   | 1.230         | 40.0           | 1.230         | 40.0           |
| Rate B.....   | 1.170         | 40.0           | 1.170         | 40.0           |
| Rate C.....   | 1.120         | 40.0           | 1.120         | 40.0           |
| Rate D.....   | 1.070         | 40.0           | 1.070         | 40.0           |
| Rate E.....   | 1.050         | 40.0           | 1.050         | 40.0           |
| Rate F.....   | .950          | 40.0           | .950          | 40.0           |
| Single machines.....  | 1.180         | 40.0           | 1.180         | 40.0           |
| Cincinnati, Ohio.....   | 1.038         | 40.0           | 1.025         | 40.0           |
| Cleveland, Ohio.....  | 1.195         | 40.0           | 1.195         | 40.0           |
| Columbus, Ohio.....   | 1.300         | 40.0           | 1.250         | 40.0           |
| Dallas, Tex.....  | 1.100         | 40.0           |               |                |
| Foremen.....  | 1.200         | 40.0           |               |                |
| Helpers.....  | .640          | 40.0           |               |                |
| Dayton, Ohio:   |               |                |               |                |
| Blankbook work.....   | 1.125         | 40.0           | 1.050         | 40.0           |
| Foremen.....  | 1.113         | 40.0           | 1.113         | 40.0           |
| Magazine work:  | 1.238         | 40.0           | 1.238         | 40.0           |
| <b>Cutters:</b>   |               |                |               |                |
| Master operators.....   | 1.175         | 40.0           | 1.175         | 40.0           |
| Operators.....  | 1.125         | 40.0           | 1.125         | 40.0           |
| Men-in-charge of folding and stitching machines.....  | 1.175         | 40.0           | 1.175         | 40.0           |
| Folding machine operators, gathering machine operators, Kast automatic machine operators, trimming machine operators.....   | 1.125         | 40.0           | 1.125         | 40.0           |

TABLE 13.—Union Scales of Wages and Hours in the BOOK AND JOB Printing Trades in Selected Cities, July 1, 1943, and June 1, 1942—Continued

## BOOKBINDERS—Continued

| City  | July 1, 1943  |                | June 1, 1942  |                |
|---|---------------|----------------|---------------|----------------|
|   | Rate per hour | Hours per week | Rate per hour | Hours per week |
| <b>Dayton, Ohio—Continued.</b>  |               |                |               |                |
| Magazine work—Continued.  |               |                |               |                |
| Patternmaking (dress):  |               |                |               |                |
| Cleveland folding machine operators.....  | \$1.125       | 40.0           | \$1.125       | 40.0           |
| Die or pattern cutters.....   | 1.100         | 40.0           | 1.100         | 40.0           |
| Denver, Colo.....   | 1.075         | 40.0           | 1.075         | 40.0           |
| Des Moines, Iowa.....   | 1.100         | 40.0           | 1.075         | 40.0           |
| <b>Detroit, Mich.:</b>  |               |                |               |                |
| Agreement A.....  | 1.250         | 40.0           | 1.250         | 40.0           |
| Agreement B:  |               |                |               |                |
| Key men, No. 1 bookbinders, No. 1 finishers, No. 1 embossers, No. 1 paper flat cutters, die makers.....   | 1.200         | 40.0           |               |                |
| Bookbinders (job, and loose leafers), gold stampers, No. 2 embossers, cutting machine operators, No. 2 folding machine operators.....   | 1.100         | 40.0           |               |                |
| Grand Rapids, Mich.....   | 1.000         | 40.0           | 1.000         | 40.0           |
| Houston, Tex.....   | 1.100         | 40.0           | 1.100         | 40.0           |
| Foremen and head rulers.....  | 1.200         | 40.0           | 1.200         | 40.0           |
| Indianapolis, Ind.....  | 1.200         | 40.0           | 1.200         | 40.0           |
| Jacksonville, Fla.....  | .900          | 40.0           | .900          | 40.0           |
| Kansas City, Mo.....  | 1.220         | 40.0           | 1.130         | 40.0           |
| Foremen.....  | 1.345         | 40.0           | 1.255         | 40.0           |
| Little Rock, Ark.....   | .975          | 40.0           | .975          | 40.0           |
| Los Angeles, Calif.....   | 1.200         | 40.0           | 1.125         | 40.0           |
| Louisville, Ky.....   | .950          | 40.0           | .950          | 40.0           |
| Memphis, Tenn.....  | 1.000         | 40.0           | .900          | 40.0           |
| Milwaukee, Wis.....   | 1.110         | 40.0           | 1.110         | 40.0           |
| Novelty work:   |               |                |               |                |
| Paper cutters.....  | 1.075         | 40.0           | 1.025         | 40.0           |
| Sliters.....  | .850          | 40.0           | .800          | 40.0           |
| <b>Minneapolis, Minn.:</b>  |               |                |               |                |
| Agreement A.....  | 1.130         | 40.0           | 1.050         | 40.0           |
| Agreement B.....  | 1.100         | 40.0           | 1.050         | 40.0           |
| Agreement C.....  | 1.020         | 40.0           | .960          | 40.0           |
| Envelope work.....  | 1.025         | 40.0           | .940          | 40.0           |
| Nashville, Tenn.....  | .950          | 40.0           | .925          | 40.0           |
| <b>Newark, N. J.:</b>   |               |                |               |                |
| Bookbinders and cutters, finishers, blankbook forwarders, machine operators and one feeder, stampers.....   | 1.161         | 40.0           | 1.161         | 40.0           |
| 3-knife trimmers, combination folding machine operators.....  | 1.206         | 40.0           | 1.206         | 40.0           |
| Precision cutting machine operators.....  | 1.186         | 40.0           | 1.186         | 40.0           |
| Sheet straighteners and counters.....   | 1.010         | 40.0           | 1.010         | 40.0           |
| New Haven, Conn.....  | .950          | 40.0           | .925          | 40.0           |
| New Orleans, La.....  | 1.000         | 40.0           | 1.000         | 40.0           |
| <b>New York, N. Y.:</b>   |               |                |               |                |
| Agreement A:  |               |                |               |                |
| Head stampers.....  | 1.580         | 40.0           | 1.475         | 40.0           |
| Extra finishers.....  | 1.505         | 40.0           | 1.400         | 40.0           |
| Gilders.....  | 1.480         | 40.0           | 1.375         | 40.0           |
| Stampers, general reference book binders.....   | 1.430         | 40.0           | 1.325         | 40.0           |
| Head sheetmen, folding machine operators; book trimmers; power rounders and backers; head banding and lining machine operators; stock cutters; case-making machine operators; casing-in machine operators; extra forwarders; extra finishers' assistants; circuit workers; gathering, stitching, and covering machine operators; sheet and plate cutters..... | 1.380         | 40.0           | 1.275         | 40.0           |
| Gathering machine operators; book trimmers (flat or turntable); hand rounders and backers; head banders and liners; hand case and stretcher makers; hand casers; book repairers; edge colorers; sprinkling and general all-round workers; assistant operators on gathering, stitching, and covering machines; sheet cutters.....                              | 1.330         | 40.0           | 1.225         | 40.0           |
| Paper rulers:   |               |                |               |                |
| First class.....  | 1.250         | 40.0           | 1.250         | 40.0           |
| Second class.....   | 1.200         | 40.0           | 1.125         | 40.0           |
| Assistant sheetmen or heads of stock; smashing machine operators; builders-in.....  | 1.268         | 40.0           | 1.163         | 40.0           |
| Nipping machine operators.....  | 1.218         | 40.0           | 1.113         | 40.0           |
| Hand gluers-up, board cutters, pasters-off.....   | 1.155         | 40.0           | 1.050         | 40.0           |
| Loaders-up for folding machines, Cleveland machine operators.....   | .968          | 40.0           | .875          | 40.0           |
| Head gold layers.....   | .940          | 40.0           | .850          | 40.0           |
| Builder-in helpers.....   | .915          | 40.0           | .825          | 40.0           |
| Casing-in machine feeders and assistant builders-in.....  | .913          | 40.0           | .825          | 40.0           |
| Gold layers.....  | .885          | 40.0           | .800          | 40.0           |

TABLE 13.—*Union Scales of Wages and Hours in the BOOK AND JOB Printing Trades in Selected Cities, July 1, 1943, and June 1, 1942—Continued*

## BOOKBINDERS—Continued

| City   | July 1, 1943  |                | June 1, 1942  |                |
|--|---------------|----------------|---------------|----------------|
|  | Rate per hour | Hours per week | Rate per hour | Hours per week |
| New York, N. Y.—Continued.   |               |                |               |                |
| Agreement B:   |               |                |               |                |
| Pressmen on automatic-feed pressing machines .....   | \$1.550       | 40.0           | \$1.500       | 40.0           |
| Finishing machine operators .....  | 1.500         | 40.0           | 1.450         | 40.0           |
| Continuous trimmers .....  | 1.331         | 40.0           | 1.281         | 40.0           |
| Continuous trimmers (Tumbler type) .....   | 1.356         | 40.0           | 1.306         | 40.0           |
| Operators of combination Kast inserting and stitching machines; Dayton 3-knife machines; gathering, stitching, and covering machines; folding machines ..... | 1.306         | 40.0           | 1.256         | 40.0           |
| Electric automatic spacer .....  | 1.286         | 40.0           | 1.236         | 40.0           |
| Operators of duplex trimmers or combination gathering and stitching machines .....   | 1.284         | 40.0           | 1.234         | 40.0           |
| Blankbook binders, operators of flat machines, die machines, band cutting machines, gathering machines, stitching machines, covering machines .....          | 1.261         | 40.0           | 1.211         | 40.0           |
| Manifold table workers .....   | 1.238         | 40.0           | 1.188         | 40.0           |
| Assistant operators of combination or bracket trimmers and folding machines .....  | 1.079         | 40.0           | 1.029         | 40.0           |
| Pressing machine feeders .....   | 1.000         | 40.0           | .950          | 40.0           |
| Oklahoma City, Okla. ....  | 1.050         | 40.0           | 1.000         | 40.0           |
| Foremen .....  | 1.175         | 40.0           | 1.125         | 40.0           |
| Philadelphia, Pa. ....   | 1.140         | 40.0           | 1.070         | 40.0           |
| Cutters; sheetmen; case makers, hand; job forwarders; table workers .....  | 1.100         | 40.0           | 1.030         | 40.0           |
| Pittsburgh, Pa. ....   | 1.050         | 40.0           | 1.050         | 40.0           |
| Foremen .....  | 1.175         | 40.0           | 1.175         | 40.0           |
| Portland, Oreg. ....   | 1.250         | 40.0           | 1.170         | 40.0           |
| Richmond, Va. ....   | .950          | 40.0           | .900          | 40.0           |
| Rochester, N. Y.:  |               |                |               |                |
| Agreement A .....  | 1.160         | 40.0           | 1.110         | 40.0           |
| Foremen .....  | 1.300         | 40.0           | 1.250         | 40.0           |
| Agreement B .....  | 1.150         | 40.0           | 1.100         | 40.0           |
| St. Louis, Mo. ....  | 1.200         | 40.0           | 1.200         | 40.0           |
| Rulers and finishers .....   | 1.220         | 40.0           | 1.220         | 40.0           |
| St. Paul, Minn. ....   | 1.080         | 40.0           | 1.050         | 40.0           |
| Envelope work .....  | 1.025         | 40.0           | .940          | 40.0           |
| San Antonio, Tex. ....   | .900          | 40.0           | .900          | 40.0           |
| Foremen .....  | 1.125         | 40.0           | 1.125         | 40.0           |
| San Francisco, Calif. ....   | 1.356         | 40.0           | 1.356         | 40.0           |
| Scranton, Pa.:   |               |                |               |                |
| Machine workers .....  | 1.175         | 40.0           | 1.118         | 40.0           |
| Bench workers .....  | 1.125         | 40.0           | 1.066         | 40.0           |
| Seattle, Wash. ....  | 1.375         | 40.0           | 1.250         | 40.0           |
| South Bend, Ind. ....  | 1.150         | 40.0           | 1.150         | 40.0           |
| Spokane, Wash. ....  | 1.100         | 40.0           | 1.000         | 40.0           |
| Foremen .....  | 1.200         | 40.0           | 1.100         | 40.0           |
| Toledo, Ohio .....   | 1.150         | 40.0           | 1.100         | 40.0           |
| Washington, D. C. ....   | 1.150         | 40.0           | 1.113         | 40.0           |
| Wichita, Kans. ....  | 1.050         | 40.0           | 1.000         | 40.0           |
| York, Pa. ....   | .950          | 40.0           | .950          | 40.0           |
| Foremen .....  | 1.150         | 40.0           | 1.150         | 40.0           |
| Youngstown, Ohio .....   | 1.000         | 40.0           | 1.000         | 40.0           |

## COMPOSITORS, HAND

|   |         |      |         |      |
|---|---------|------|---------|------|
| Atlanta, Ga. ....                             | \$1.150 | 40.0 | \$1.075 | 40.0 |
| Baltimore, Md. ....                           | 1.150   | 40.0 | 1.100   | 40.0 |
| Binghamton, N. Y. ....                        | 1.200   | 40.0 | 1.200   | 40.0 |
| Birmingham, Ala. ....                         | 1.100   | 40.0 | 1.100   | 40.0 |
| Boston, Mass. ....                            | 1.175   | 40.0 | 1.100   | 40.0 |
| Buffalo, N. Y. ....                           | 1.200   | 40.0 | 1.200   | 40.0 |
| Butte, Mont. ....                             | 1.225   | 40.0 | 1.225   | 40.0 |
| Charleston, S. C. ....                        | 1.125   | 40.0 | 1.060   | 40.0 |
| Charleston, W. Va. ....                       | 1.350   | 40.0 | 1.300   | 40.0 |
| Charlotte, N. C. ....                         | 1.000   | 40.0 | 1.000   | 40.0 |
| Chicago, Ill. ....                            | 1.450   | 40.0 | 1.425   | 40.0 |
| Loose leaf, blankbook, and novelty work ..... | 1.200   | 40.0 | 1.200   | 40.0 |
| English text—Czechoslovak publication .....   | 1.450   | 40.0 | 1.450   | 40.0 |
| German text .....                             | 1.450   | 40.0 | 1.425   | 40.0 |
| Swedish text .....                            | 1.478   | 40.0 | 1.425   | 40.0 |
| Cincinnati, Ohio .....                        | 1.294   | 40.0 | 1.294   | 40.5 |
| Cleveland, Ohio .....                         | 1.284   | 37.5 | 1.284   | 37.0 |
| Columbus, Ohio .....                          | 1.300   | 40.0 | 1.250   | 40.0 |
| Dallas, Tex. ....                             | 1.125   | 40.0 | 1.125   | 40.0 |

TABLE 13.—Union Scales of Wages and Hours in the BOOK AND JOB Printing Trades in Selected Cities, July 1, 1943, and June 1, 1942—Continued

## COMPOSITORS, HAND—Continued

| City  | July 1, 1943  |                | June 1, 1942  |                |
|---|---------------|----------------|---------------|----------------|
|   | Rate per hour | Hours per week | Rate per hour | Hours per week |
| Davenport, Iowa. (See Rock Island (Ill.) district.) |               |                |               |                |
| Dayton, Ohio  | \$1.338       | 40.0           | \$1.275       | 40.0           |
| Magazine work                                       | 1.375         | 40.0           | 1.325         | 40.0           |
| Register work:                                      |               |                |               |                |
| Agreement A   | 1.363         | 40.0           | 1.300         | 40.0           |
| Agreement B   | 1.300         | 40.0           | 1.250         | 40.0           |
| Denver, Colo.                                       | 1.175         | 40.0           | 1.175         | 40.0           |
| Des Moines, Iowa                                    | 1.215         | 40.0           | 1.155         | 40.0           |
| Detroit, Mich.                                      | 1.400         | 40.0           | 1.370         | 40.0           |
| Duluth, Minn.                                       | 1.000         | 40.0           | 1.000         | 40.0           |
| El Paso, Tex.                                       | 1.190         | 37.5           | 1.190         | 37.5           |
| Erie, Pa.   | 1.150         | 40.0           | 1.100         | 40.0           |
| Grand Rapids, Mich.                                 | 1.000         | 40.0           | 1.000         | 40.0           |
| Houston, Tex.                                       | 1.250         | 40.0           | 1.160         | 40.0           |
| Indianapolis, Ind.                                  | 1.270         | 40.0           | 1.200         | 40.0           |
| Jackson, Miss.                                      | .950          | 40.0           | .950          | 40.0           |
| Jacksonville, Fla.                                  | 1.125         | 40.0           | 1.125         | 40.0           |
| Kansas City, Mo.                                    | 1.265         | 40.0           | 1.220         | 40.0           |
| Little Rock, Ark.                                   | 1.050         | 40.0           | 1.000         | 40.0           |
| Los Angeles, Calif.                                 | 1.285         | 40.0           | 1.195         | 40.0           |
| Louisville, Ky.                                     | 1.200         | 40.0           | 1.150         | 40.0           |
| Madison, Wis.                                       | 1.075         | 40.0           | 1.075         | 40.0           |
| Manchester, N. H.                                   | .875          | 40.0           | .875          | 40.0           |
| Memphis, Tenn.                                      | 1.100         | 40.0           | 1.050         | 40.0           |
| Milwaukee, Wis.                                     | 1.211         | 40.0           | 1.185         | 40.0           |
| Novelty work  | 1.285         | 40.0           | 1.235         | 40.0           |
| Minneapolis, Minn.:                                 |               |                |               |                |
| Agreement A   | 1.220         | 40.0           | 1.160         | 40.0           |
| Agreement B   | 1.135         | 40.0           | 1.075         | 40.0           |
| Mobile, Ala.  | 1.130         | 40.0           | 1.130         | 40.0           |
| Moline, Ill. (See Rock Island (Ill.) district.)     |               |                |               |                |
| Nashville, Tenn.                                    | 1.050         | 40.0           | .983          | 40.0           |
| Newark, N. J.                                       | 1.435         | 40.0           | 1.363         | 40.0           |
| New Haven, Conn.                                    | 1.125         | 40.0           | 1.050         | 40.0           |
| Magazine work                                       | 1.175         | 40.0           | 1.075         | 40.0           |
| New Orleans, La.                                    | 1.125         | 40.0           | 1.050         | 40.0           |
| New York, N. Y.                                     | 1.510         | 40.0           | 1.460         | 40.0           |
| English-Hungarian text                              | 1.200         | 40.0           | 1.200         | 40.0           |
| German text   | 1.510         | 40.0           | 1.460         | 40.0           |
| Hebrew text   | 1.538         | 40.0           | 1.488         | 40.0           |
| Italian text  | 1.200         | 40.0           | 1.200         | 40.0           |
| Norfolk, Va.  | 1.125         | 40.0           | 1.125         | 40.0           |
| Oklahoma City, Okla.                                | 1.125         | 40.0           | 1.125         | 40.0           |
| Omaha, Nebr.  | 1.120         | 40.0           | 1.060         | 40.0           |
| Peoria, Ill.  | 1.150         | 40.0           | 1.150         | 40.0           |
| Philadelphia, Pa.                                   | 1.250         | 40.0           | 1.230         | 40.0           |
| Phoenix, Ariz.                                      | 1.240         | 40.0           | 1.160         | 40.0           |
| Pittsburgh, Pa.                                     | 1.275         | 40.0           | 1.275         | 40.0           |
| Portland, Maine                                     | .875          | 40.0           | .875          | 40.0           |
| Portland, Oreg.                                     | 1.250         | 40.0           | 1.200         | 40.0           |
| Providence, R. I.:                                  |               |                |               |                |
| Agreement A   | 1.150         | 40.0           | 1.050         | 40.0           |
| Agreement B   | 1.050         | 40.0           | 1.050         | 40.0           |
| Reading, Pa.  | 1.075         | 40.0           | 1.075         | 40.0           |
| Richmond, Va.                                       | 1.050         | 40.0           | 1.000         | 40.0           |
| Rochester, N. Y.:                                   |               |                |               |                |
| Agreement A   | 1.210         | 40.0           | 1.160         | 40.0           |
| Agreement B   | 1.200         | 40.0           | 1.150         | 40.0           |
| Rock Island (Ill.) district.                        | 1.200         | 40.0           | 1.200         | 40.0           |
| St. Louis, Mo.                                      | 1.280         | 40.0           | 1.240         | 40.0           |
| St. Paul, Minn.                                     | 1.220         | 40.0           | 1.160         | 40.0           |
| Salt Lake City, Utah                                | 1.000         | 40.0           | 1.000         | 40.0           |
| San Antonio, Tex.                                   | 1.100         | 40.0           | 1.000         | 40.0           |
| San Francisco, Calif.                               | 1.363         | 40.0           | 1.363         | 40.0           |
| Scranton, Pa.                                       | 1.250         | 40.0           | 1.230         | 40.0           |
| Seattle, Wash.                                      | 1.375         | 40.0           | 1.250         | 40.0           |
| South Bend, Ind.                                    | 1.210         | 40.0           | 1.150         | 40.0           |
| Spokane, Wash.                                      | 1.100         | 40.0           | 1.000         | 40.0           |
| Springfield, Mass.                                  | 1.050         | 40.0           | 1.000         | 40.0           |
| Tampa, Fla.   | 1.100         | 40.0           | 1.000         | 40.0           |
| Toledo, Ohio:                                       |               |                |               |                |
| Agreement A   | 1.325         | 40.0           |               |                |
| Agreement B   | 1.300         | 40.0           | 1.250         | 40.0           |
| Washington, D. C.                                   | 1.368         | 37.5           | 1.368         | 37.5           |
| Wichita, Kans.                                      | 1.100         | 40.0           | 1.100         | 40.0           |
| Worcester, Mass.                                    | .900          | 40.0           | .900          | 40.0           |
| York, Pa.   | 1.000         | 40.0           | .950          | 40.0           |
| Youngstown, Ohio                                    | 1.150         | 40.0           | 1.150         | 40.0           |

TABLE 13.—*Union Scales of Wages and Hours in the BOOK AND JOB Printing Trades in Selected Cities, July 1, 1943, and June 1, 1942—Continued*

| City   | July 1, 1943  |                | June 1, 1942  |                |
|--|---------------|----------------|---------------|----------------|
|  | Rate per hour | Hours per week | Rate per hour | Hours per week |
| Atlanta, Ga.   | \$1.245       | 40.0           | \$1.181       | 40.0           |
| Baltimore, Md.                                       | 1.125         | 40.0           | 1.125         | 40.0           |
| Birmingham, Ala.                                     | 1.344         | 40.0           | 1.344         | 40.0           |
| Boston, Mass.:                                       |               |                |               |                |
| Finishers and molders                                | 1.210         | 40.0           | 1.170         | 40.0           |
| Branchmen  | 1.137         | 40.0           | 1.053         | 40.0           |
| Buffalo, N. Y.                                       | 1.270         | 40.0           | 1.200         | 40.0           |
| Chicago, Ill.  | 1.675         | 40.0           | 1.675         | 32.0           |
| Cincinnati, Ohio                                     | 1.325         | 40.0           | 1.275         | 40.0           |
| Cleveland, Ohio:                                     |               |                |               |                |
| Finishers and molders                                | 1.425         | 40.0           | 1.350         | 40.0           |
| Batterymen, casters, builders, branchmen             | 1.425         | 40.0           | 1.325         | 40.0           |
| Columbus, Ohio                                       | 1.300         | 40.0           |               |                |
| Dallas, Tex.   | 1.200         | 40.0           | 1.100         | 40.0           |
| Davenport, Iowa. (See Rock Island (Ill.), district.) |               |                |               |                |
| Dayton, Ohio   | 1.350         | 40.0           | 1.300         | 40.0           |
| Denver, Colo.  | 1.250         | 40.0           | 1.200         | 40.0           |
| Des Moines, Iowa                                     | 1.250         | 40.0           | 1.250         | 40.0           |
| Detroit, Mich.                                       | 1.575         | 40.0           | 1.500         | 40.0           |
| Grand Rapids, Mich.:                                 |               |                |               |                |
| Finishers and molders                                | 1.070         | 40.0           | 1.070         | 40.0           |
| Branchmen  | .970          | 40.0           | .970          | 40.0           |
| Houston, Tex.  | 1.250         | 40.0           | 1.188         | 40.0           |
| Indianapolis, Ind.                                   | 1.350         | 40.0           | 1.250         | 40.0           |
| Kansas City, Mo.                                     | 1.300         | 40.0           | 1.200         | 40.0           |
| Los Angeles, Calif.:                                 |               |                |               |                |
| Finishers and molders                                | 1.300         | 40.0           | 1.275         | 40.0           |
| Branchmen  | 1.000         | 40.0           | 1.000         | 40.0           |
| Memphis, Tenn.                                       | 1.175         | 40.0           | 1.175         | 40.0           |
| Milwaukee, Wis.                                      | 1.250         | 40.0           | 1.250         | 40.0           |
| Novelty work:  |               |                |               |                |
| Junior electrotypers                                 | .900          | 40.0           | .850          | 40.0           |
| Senior electrotypers                                 | 1.100         | 40.0           | 1.050         | 40.0           |
| Minnneapolis, Minn.                                  | 1.300         | 40.0           | 1.300         | 40.0           |
| Moline, Ill. (See Rock Island (Ill.) district.)      |               |                |               |                |
| Nashville, Tenn.                                     | 1.150         | 40.0           | 1.100         | 40.0           |
| Newark, N. J.  | 1.725         | 40.0           | 1.725         | 40.0           |
| New Haven, Conn.                                     | 1.300         | 40.0           | 1.270         | 40.0           |
| New Orleans, La.                                     | 1.163         | 40.0           | 1.088         | 40.0           |
| New York, N. Y.                                      | 1.800         | 40.0           | 1.725         | 1 36.0         |
| Oklahoma City, Okla.                                 | 1.125         | 40.0           | 1.125         | 40.0           |
| Omaha, Nebr.   | 1.225         | 40.0           | 1.150         | 40.0           |
| Peoria, Ill.   | 1.250         | 40.0           | 1.250         | 40.0           |
| Philadelphia, Pa.                                    | 1.625         | 40.0           | 1.550         | 40.0           |
| Pittsburgh, Pa.                                      | 1.125         | 40.0           | 1.125         | 40.0           |
| Portland, Oreg.                                      | 1.313         | 40.0           | 1.313         | 40.0           |
| Providence, R. I.:                                   |               |                |               |                |
| Finishers and molders                                | 1.210         | 40.0           | 1.170         | 40.0           |
| Branchmen  | 1.137         | 40.0           | 1.053         | 40.0           |
| Richmond, Va.:                                       |               |                |               |                |
| Molders  | 1.150         | 40.0           | 1.150         | 40.0           |
| Finishers  | 1.100         | 40.0           | 1.100         | 40.0           |
| Rock Island (Ill.) district.                         | 1.250         | 40.0           | 1.250         | 40.0           |
| St. Louis, Mo.                                       | 1.300         | 40.0           | 1.300         | 40.0           |
| St. Paul, Minn.                                      | 1.300         | 40.0           | 1.250         | 40.0           |
| San Francisco, Calif.                                | 1.375         | 40.0           | 1.375         | 40.0           |
| Scranton, Pa.  | 1.175         | 40.0           | 1.075         | 40.0           |
| Seattle, Wash.                                       | 1.407         | 35.0           | 1.336         | 35.0           |
| South Bend, Ind.                                     | 1.200         | 40.0           | 1.200         | 40.0           |
| Springfield, Mass.                                   | 1.310         | 40.0           | 1.270         | 40.0           |
| Toledo, Ohio   | 1.200         | 40.0           | 1.200         | 40.0           |
| Washington, D. C.                                    | 1.580         | 38.0           | 1.450         | 38.0           |
| Worcester, Mass.:                                    |               |                |               |                |
| Finishers and molders                                | 1.210         | 40.0           | 1.170         | 40.0           |
| Branchmen  | 1.137         | 40.0           | 1.053         | 40.0           |
| York, Pa.  | 1.220         | 40.0           | 1.170         | 40.0           |
| Youngstown, Ohio                                     | 1.250         | 40.0           | 1.250         | 40.0           |

<sup>1</sup> Agreement permits 40 hours.

TABLE 13.—Union Scales of Wages and Hours in the BOOK AND JOB Printing Trades in Selected Cities, July 1, 1943, and June 1, 1942—Continued

## MACHINE OPERATORS

| City  | July 1, 1943  |                 | June 1, 1942  |                |
|---|---------------|-----------------|---------------|----------------|
|   | Rate per hour | Hours per week, | Rate per hour | Hours per week |
| Atlanta, Ga.  | \$1.150       | 40.0            | \$1.075       | 40.0           |
| Baltimore, Md.                                      | 1.150         | 40.0            | 1.100         | 40.0           |
| Binghamton, N. Y.                                   | 1.200         | 40.0            | 1.200         | 40.0           |
| Machinist-operators                                 | 1.250         | 40.0            | 1.250         | 40.0           |
| Birmingham, Ala.                                    | 1.100         | 40.0            | 1.100         | 40.0           |
| Boston, Mass.:                                      |               |                 |               |                |
| Linotype operators                                  | 1.215         | 40.0            | 1.140         | 40.0           |
| Monotype operators                                  | 1.175         | 40.0            | 1.100         | 40.0           |
| Buffalo, N. Y.                                      | 1.305         | 40.0            | 1.305         | 40.0           |
| Machinist-operators                                 | 1.355         | 40.0            | 1.355         | 40.0           |
| Butte, Mont.:                                       |               |                 |               |                |
| Machinist-operators                                 | 1.288         | 40.0            | 1.288         | 40.0           |
| Charleston, S. C.                                   | 1.125         | 40.0            | 1.060         | 40.0           |
| Charleston, W. Va.                                  | 1.350         | 40.0            | 1.300         | 40.0           |
| Charlotte, N. C.                                    | 1.000         | 40.0            | 1.000         | 40.0           |
| Chicago, Ill.                                       | 1.485         | 40.0            | 1.460         | 40.0           |
| Czechoslovak text                                   | 1.750         | 40.0            | 1.750         | 40.0           |
| German text   | 1.485         | 40.0            | 1.460         | 40.0           |
| Swedish text  | 1.513         | 40.0            | 1.460         | 40.0           |
| Cincinnati, Ohio                                    | 1.294         | 40.0            | 1.294         | 40.0           |
| Cleveland, Ohio                                     | 1.333         | 37.5            | 1.333         | 37.5           |
| Columbus, Ohio                                      | 1.300         | 40.0            | 1.250         | 40.0           |
| Dallas, Tex.  | 1.250         | 40.0            | 1.360         | 40.0           |
| Davenport, Iowa. (See Rock Island (Ill.) district.) |               |                 |               |                |
| Dayton, Ohio  | 1.338         | 40.0            | 1.275         | 40.0           |
| Magazine work                                       | 1.375         | 40.0            | 1.325         | 40.0           |
| Register work:                                      |               |                 |               |                |
| Agreement A   | 1.363         | 40.0            | 1.300         | 40.0           |
| Agreement B   | 1.300         | 40.0            | 1.250         | 40.0           |
| Denver, Colo.                                       | 1.175         | 40.0            | 1.175         | 40.0           |
| Machinist-operators                                 | 1.250         | 40.0            | 1.250         | 40.0           |
| Des Moines, Iowa                                    | 1.215         | 40.0            | 1.155         | 40.0           |
| Detroit, Mich.                                      | 1.430         | 40.0            | 1.400         | 40.0           |
| Caster operators                                    | 1.430         | 40.0            | 1.170         | 40.0           |
| Duluth, Minn.                                       | 1.000         | 40.0            | 1.000         | 40.0           |
| El Paso, Tex.                                       | 1.190         | 37.5            | 1.190         | 37.5           |
| Erie, Pa.:  |               |                 |               |                |
| Machinist-operators                                 | 1.200         | 40.0            | 1.150         | 40.0           |
| Grand Rapids, Mich.                                 | 1.000         | 40.0            | 1.000         | 40.0           |
| Houston, Tex.                                       | 1.250         | 40.0            | 1.210         | 40.0           |
| Machinist-operators                                 | 1.355         | 40.0            | 1.273         | 40.0           |
| Indianapolis, Ind.                                  | 1.270         | 40.0            | 1.200         | 40.0           |
| Jackson, Miss.                                      | .950          | 40.0            | .950          | 40.0           |
| Jacksonville, Fla.                                  | 1.125         | 40.0            | 1.125         | 40.0           |
| Kansas City, Mo.:                                   |               |                 |               |                |
| Machinist-operators                                 | 1.310         | 40.0            | 1.260         | 40.0           |
| Little Rock, Ark.                                   | 1.050         | 40.0            | 1.000         | 40.0           |
| Machinist-operators                                 | 1.125         | 40.0            | 1.075         | 40.0           |
| Los Angeles, Calif.                                 | 1.285         | 40.0            | 1.255         | 40.0           |
| Louisville, Ky.                                     | 1.200         | 40.0            | 1.150         | 40.0           |
| Madison, Wis.                                       | 1.075         | 40.0            | 1.075         | 40.0           |
| Manchester, N. H.                                   | .875          | 40.0            | .875          | 40.0           |
| Memphis, Tenn.                                      | 1.100         | 40.0            | 1.050         | 40.0           |
| Milwaukee, Wis.                                     | 1.211         | 40.0            | 1.185         | 40.0           |
| Novelty work  | 1.100         | 40.0            | 1.050         | 40.0           |
| Minneapolis, Minn.                                  | 1.220         | 40.0            | 1.220         | 40.0           |
| Machinist-operators                                 | 1.235         | 40.0            | 1.235         | 40.0           |
| Monotype keyboard operators or castermen:           |               |                 |               |                |
| Agreement A   | 1.220         | 40.0            | 1.160         | 40.0           |
| Agreement B   | 1.135         | 40.0            | 1.075         | 40.0           |
| Mobile, Ala.  | 1.130         | 40.0            | 1.130         | 40.0           |
| Moline, Ill. (See Rock Island (Ill.) district.)     |               |                 |               |                |
| Nashville, Tenn.:                                   |               |                 |               |                |
| Machinist-operators                                 | 1.213         | 40.0            | 1.113         | 40.0           |
| Newark, N. J.                                       | 1.435         | 40.0            | 1.363         | 40.0           |
| New Haven, Conn.                                    | 1.125         | 40.0            | 1.050         | 40.0           |
| Magazine work                                       | 1.175         | 40.0            | 1.075         | 40.0           |
| New Orleans, La.                                    | 1.125         | 40.0            | 1.050         | 40.0           |
| Machinist-operators                                 | 1.150         | 40.0            | 1.100         | 40.0           |
| New York, N. Y.                                     | 1.510         | 40.0            | 1.460         | 40.0           |
| English-Hungarian text                              | 1.200         | 40.0            | 1.200         | 40.0           |
| German text   | 1.510         | 40.0            | 1.460         | 40.0           |
| Hebrew text   | 2.000         | 30.0            | 2.000         | 30.0           |
| Italian text  | 1.200         | 40.0            | 1.200         | 40.0           |

TABLE 13.—Union Scales of Wages and Hours in the BOOK AND JOB Printing Trades in Selected Cities, July 1, 1943, and June 1, 1942—Continued

## MACHINE OPERATORS—Continued

| City                         | July 1, 1943  |                | June 1, 1942  |                |
|------------------------------|---------------|----------------|---------------|----------------|
|                              | Rate per hour | Hours per week | Rate per hour | Hours per week |
| Norfolk, Va.....             | \$1.125       | 40.0           | \$1.125       | 40.0           |
| Oklahoma City, Okla.....     | 1.125         | 40.0           | 1.125         | 40.0           |
| Machinist-operators.....     | 1.188         | 40.0           | 1.188         | 40.0           |
| Omaha, Nebr.....             | 1.120         | 40.0           | 1.060         | 40.0           |
| Peoria, Ill.....             | 1.150         | 40.0           | 1.150         | 40.0           |
| Machinist-operators.....     | 1.200         | 40.0           | 1.200         | 40.0           |
| Philadelphia, Pa.....        | 1.250         | 40.0           | 1.230         | 40.0           |
| Phoenix, Ariz.....           | 1.240         | 40.0           | 1.160         | 40.0           |
| Machinist-operators.....     | 1.310         | 40.0           | 1.230         | 40.0           |
| Pittsburgh, Pa.....          | 1.275         | 40.0           | 1.275         | 40.0           |
| Portland, Maine.....         | .875          | 40.0           | .875          | 40.0           |
| Portland, Oreg.....          | 1.300         | 40.0           | 1.250         | 40.0           |
| Providence, R. I.:           |               |                |               |                |
| Agreement A.....             | 1.150         | 40.0           | 1.050         | 40.0           |
| Agreement B.....             | 1.050         | 40.0           | 1.050         | 40.0           |
| Reading, Pa.....             | 1.105         | 40.0           | 1.105         | 40.0           |
| Machinist-operators.....     | 1.155         | 40.0           | 1.155         | 40.0           |
| Richmond, Va.....            | 1.050         | 40.0           | 1.000         | 40.0           |
| Rochester, N. Y.:            |               |                |               |                |
| Agreement A.....             | 1.210         | 40.0           | 1.160         | 40.0           |
| Agreement B.....             | 1.200         | 40.0           | 1.150         | 40.0           |
| Rock Island (Ill.) district: |               |                |               |                |
| Machinist-operators.....     | 1.250         | 40.0           | 1.250         | 40.0           |
| St. Louis, Mo.....           | 1.300         | 40.0           | 1.300         | 40.0           |
| St. Paul, Minn.....          | 1.220         | 40.0           | 1.160         | 40.0           |
| Machinist-operators.....     | 1.295         | 40.0           | 1.235         | 40.0           |
| Salt Lake City, Utah.....    | 1.050         | 40.0           | 1.050         | 40.0           |
| San Antonio, Tex.....        | 1.100         | 40.0           | 1.000         | 40.0           |
| San Francisco, Calif.....    | 1.363         | 40.0           | 1.363         | 40.0           |
| Machinist-operators.....     | 1.426         | 40.0           | 1.426         | 40.0           |
| Scranton, Pa.....            | 1.250         | 40.0           | 1.230         | 40.0           |
| Machinist-operators.....     | 1.325         | 40.0           | 1.305         | 40.0           |
| Seattle, Wash.:              |               |                |               |                |
| Machinist-operators.....     | 1.493         | 35.0           | 1.407         | 35.0           |
| South Bend, Ind.....         | 1.210         | 40.0           | 1.150         | 40.0           |
| Spokane, Wash.:              |               |                |               |                |
| Machinist-operators.....     | 1.170         | 40.0           | 1.063         | 40.0           |
| Springfield, Mass.....       | 1.050         | 40.0           | 1.000         | 40.0           |
| Tampa, Fla.....              | 1.100         | 40.0           | 1.000         | 40.0           |
| Toledo, Ohio:                |               |                |               |                |
| Agreement A.....             | 1.325         | 40.0           |               |                |
| Agreement B.....             | 1.300         | 40.0           | 1.250         | 40.0           |
| Washington, D. C.....        | 1.368         | 37.5           | 1.368         | 37.5           |
| Wichita, Kans.....           | 1.100         | 40.0           | 1.100         | 40.0           |
| Worcester, Mass.....         | .900          | 40.0           | .900          | 40.0           |
| York, Pa.....                | 1.000         | 40.0           | .950          | 40.0           |
| Youngstown, Ohio.....        | 1.175         | 40.0           | 1.175         | 40.0           |
| Machinist-operators.....     | 1.250         | 40.0           | 1.250         | 40.0           |

## MACHINE TENDERS (MACHINISTS)

|                        |         |      |         |      |
|------------------------|---------|------|---------|------|
| Atlanta, Ga.....       | \$1.150 | 40.0 | \$1.075 | 40.0 |
| Baltimore, Md.....     | 1.150   | 40.0 | 1.100   | 40.0 |
| Birmingham, Ala.....   | 1.100   | 40.0 | 1.100   | 40.0 |
| Boston, Mass.:         |         |      |         |      |
| Linotype.....          | 1.215   | 40.0 | 1.140   | 40.0 |
| Monotype.....          | 1.175   | 40.0 | 1.100   | 40.0 |
| Charleston, W. Va..... | 1.350   | 40.0 | 1.300   | 40.0 |
| Chicago, Ill.....      | 1.485   | 40.0 | 1.460   | 40.0 |
| Cincinnati, Ohio.....  | 1.294   | 40.0 | 1.294   | 40.0 |
| Cleveland, Ohio.....   | 1.333   | 37.5 | 1.333   | 37.5 |
| Columbus, Ohio.....    | 1.300   | 40.0 | 1.250   | 40.0 |
| Dallas, Tex.....       | 1.125   | 40.0 | 1.125   | 40.0 |
| Dayton, Ohio.....      | 1.338   | 40.0 | 1.275   | 40.0 |
| Magazine work.....     | 1.375   | 40.0 | 1.325   | 40.0 |
| Register work:         |         |      |         |      |
| Agreement A.....       | 1.363   | 40.0 | 1.300   | 40.0 |
| Agreement B.....       | 1.300   | 40.0 | 1.250   | 40.0 |
| Des Moines, Iowa.....  | 1.215   | 40.0 | 1.155   | 40.0 |
| Detroit, Mich.....     | 1.430   | 40.0 | 1.400   | 40.0 |
| Duluth, Minn.....      | 1.000   | 40.0 | 1.000   | 40.0 |
| Indianapolis, Ind..... | 1.270   | 40.0 | 1.200   | 40.0 |
| Little Rock, Ark.....  | 1.050   | 40.0 | 1.000   | 40.0 |

TABLE 13.—Union Scales of Wages and Hours in the BOOK AND JOB Printing Trades in Selected Cities, July 1, 1943, and June 1, 1942—Continued

## MACHINE TENDERS (MACHINISTS)—Continued

| City                     | July 1, 1943  |                | June 1, 1942  |                |
|--------------------------|---------------|----------------|---------------|----------------|
|                          | Rate per hour | Hours per week | Rate per hour | Hours per week |
| Los Angeles, Calif.....  | \$1.285       | 40.0           | \$1.255       | 40.0           |
| Milwaukee, Wis.....      | 1.211         | 40.0           | 1.185         | 40.0           |
| Minneapolis, Minn.....   | 1.220         | 40.0           | 1.160         | 40.0           |
| Newark, N. J.....        | 1.435         | 40.0           | 1.363         | 40.0           |
| New Haven, Conn.:        |               |                |               |                |
| Magazine work.....       | 1.300         | 40.0           |               |                |
| New York, N. Y.:         |               |                |               |                |
| 1 to 4 machines.....     | 1.510         | 40.0           | 1.460         | 40.0           |
| 5 to 8 machines.....     | 1.550         | 40.0           | 1.500         | 40.0           |
| 9 to 12 machines.....    | 1.600         | 40.0           | 1.550         | 40.0           |
| 13 machines or over..... | 1.879         | 40.0           | 1.829         | 40.0           |
| Philadelphia, Pa.....    | 1.350         | 40.0           | 1.330         | 40.0           |
| Pittsburgh, Pa.....      | 1.275         | 40.0           | 1.275         | 40.0           |
| Portland, Maine.....     | .875          | 40.0           | .875          | 40.0           |
| Portland, Oreg.....      | 1.300         | 40.0           | 1.250         | 40.0           |
| Richmond, Va.....        | 1.050         | 40.0           | 1.000         | 40.0           |
| Rochester, N. Y.....     | 1.200         | 40.0           | 1.150         | 40.0           |
| St. Louis, Mo.....       | 1.300         | 40.0           | 1.300         | 40.0           |
| St. Paul, Minn.....      | 1.220         | 40.0           | 1.160         | 40.0           |
| San Antonio, Tex.....    | 1.100         | 40.0           | 1.000         | 40.0           |
| Springfield, Mass.....   | 1.125         | 40.0           | 1.125         | 40.0           |
| Washington, D. C.....    | 1.368         | 37.5           | 1.368         | 37.5           |

## MAILERS

|  |         |      |         |      |
|--|---------|------|---------|------|
| Birmingham, Ala.....                   | \$1.050 | 40.0 | \$1.000 | 40.0 |
| Buffalo, N. Y.....                     | .900    | 40.0 | .900    | 40.0 |
| Butte, Mont.....                       | 1.067   | 37.5 | 1.067   | 37.5 |
| Foremen.....                           | 1.162   | 37.5 | 1.162   | 37.5 |
| Chicago, Ill.....                      | 1.200   | 40.0 | 1.200   | 40.0 |
| Cincinnati, Ohio.....                  | 1.138   | 40.0 | 1.106   | 40.0 |
| Cleveland, Ohio.....                   | 1.322   | 36.7 | 1.322   | 36.7 |
| Columbus, Ohio:                        |         |      |         |      |
| Agreement A.....                       | .950    | 40.0 | .925    | 40.0 |
| Agreement B.....                       | .925    | 40.0 | .925    | 40.0 |
| Dayton, Ohio.....                      | 1.000   | 40.0 | 1.000   | 40.0 |
| Machine operators.....                 | 1.050   | 40.0 | 1.050   | 40.0 |
| Assistant addressograph operators..... | .900    | 40.0 | .900    | 40.0 |
| Denver, Colo.....                      | 1.175   | 40.0 | 1.175   | 40.0 |
| Des Moines, Iowa.....                  | 1.100   | 40.0 | 1.050   | 40.0 |
| Detroit, Mich.....                     | 1.313   | 40.0 | 1.250   | 40.0 |
| Indianapolis, Ind.....                 | 1.175   | 40.0 | 1.125   | 40.0 |
| Kansas City, Mo.....                   | 1.088   | 40.0 | 1.000   | 40.0 |
| Los Angeles, Calif.....                | 1.200   | 40.0 | 1.200   | 40.0 |
| Milwaukee, Wis.....                    | 1.100   | 40.0 | 1.050   | 40.0 |
| Minneapolis, Minn.....                 | 1.050   | 40.0 | 1.000   | 40.0 |
| Nashville, Tenn.....                   | .900    | 40.0 | .900    | 40.0 |
| New York, N. Y.....                    | 1.198   | 40.0 | 1.154   | 40.0 |
| Stampers.....                          | 1.261   | 40.0 | 1.217   | 40.0 |
| Machine operators.....                 | 1.323   | 40.0 | 1.279   | 40.0 |
| Oklahoma City, Okla.....               | 1.013   | 40.0 | .975    | 40.0 |
| Peoria, Ill.....                       | .825    | 40.0 | .800    | 40.0 |
| Philadelphia, Pa.:                     |         |      |         |      |
| Agreement A.....                       | 1.067   | 37.5 | 1.040   | 37.5 |
| Agreement B.....                       | .938    | 40.0 | .850    | 40.0 |
| Agreement C.....                       | 1.000   | 40.0 | .975    | 40.0 |
| Portland, Oreg.....                    | 1.250   | 40.0 | 1.219   | 40.0 |
| St. Louis, Mo.....                     | 1.094   | 40.0 | 1.081   | 40.0 |
| San Francisco, Calif.....              | 1.156   | 40.0 | 1.156   | 40.0 |
| Scranton, Pa.....                      | .700    | 40.0 | .700    | 40.0 |
| Seattle, Wash.....                     | 1.350   | 35.0 | 1.350   | 35.0 |
| Toledo, Ohio.....                      | 1.200   | 37.5 | 1.133   | 37.5 |
| Washington, D. C.....                  | 1.120   | 40.0 | 1.050   | 40.0 |



**TABLE 13.—Union Scales of Wages and Hours in the BOOK AND JOB Printing Trades in Selected Cities, July 1, 1943, and June 1, 1942—Continued**

| City  | July 1, 1943  |                | June 1, 1942  |                |
|---|---------------|----------------|---------------|----------------|
|   | Rate per hour | Hours per week | Rate per hour | Hours per week |
| Atlanta, Ga.  | \$1.375       | 40.0           | \$1.375       | 40.0           |
| Baltimore, Md.                                      | 1.500         | 37.5           | 1.467         | 37.5           |
| Birmingham, Ala.                                    | 1.250         | 40.0           | 1.250         | 40.0           |
| Boston, Mass.                                       | 1.467         | 37.5           | 1.467         | 37.5           |
| Buffalo, N. Y.                                      | 1.467         | 37.5           | 1.467         | 37.5           |
| Charlotte, N. C.                                    | 1.375         | 40.0           | 1.313         | 40.0           |
| Chicago, Ill.                                       | 1.573         | 37.5           | 1.573         | 37.5           |
| Rotogravure.  | 1.787         | 37.5           | 1.787         | 37.5           |
| Cincinnati, Ohio.                                   | 1.533         | 37.5           | 1.533         | 37.5           |
| Cleveland, Ohio:                                    |               |                |               |                |
| Agreement A.  | 1.773         | 37.5           | 1.773         | 37.5           |
| Agreement B.  | 1.653         | 37.5           | 1.653         | 37.5           |
| Agreement C.  | 1.560         | 37.5           | 1.560         | 37.5           |
| Columbus, Ohio.                                     | 1.600         | 37.5           | 1.560         | 37.5           |
| Gravure:  |               |                |               |                |
| Agreement A.  | 1.375         | 40.0           | 1.250         | 40.0           |
| Agreement B.  | 1.250         | 40.0           | 1.000         | 40.0           |
| Dallas, Tex.  | 1.250         | 40.0           | 1.250         | 40.0           |
| Davenport, Iowa. (See Rock Island (Ill.) district.) |               |                |               |                |
| Dayton, Ohio.                                       | 1.533         | 37.5           | 1.533         | 37.5           |
| Denver, Colo.                                       | 1.300         | 40.0           | 1.300         | 40.0           |
| Des Moines, Iowa.                                   | 1.450         | 40.0           | 1.450         | 40.0           |
| Detroit, Mich.                                      | 1.533         | 37.5           | 1.533         | 37.5           |
| Rotogravure.  | 1.650         | 40.0           | 1.625         | 40.0           |
| Duluth, Minn.                                       | 1.375         | 40.0           | 1.250         | 40.0           |
| Grand Rapids, Mich.                                 | 1.313         | 40.0           | 1.313         | 40.0           |
| Houston, Tex.                                       | 1.438         | 40.0           | 1.438         | 40.0           |
| Indianapolis, Ind.                                  | 1.533         | 37.5           | 1.533         | 37.5           |
| Kansas City, Mo.                                    | 1.375         | 40.0           | 1.375         | 40.0           |
| Los Angeles, Calif.                                 | 1.375         | 40.0           | 1.300         | 40.0           |
| Louisville, Ky.                                     | 1.300         | 40.0           | 1.300         | 40.0           |
| Gravure.  | 1.450         | 40.0           | 1.450         | 40.0           |
| Madison, Wis.                                       | 1.467         | 37.5           | 1.467         | 40.0           |
| Manchester, N. H.                                   | 1.160         | 37.5           | 1.093         | 37.5           |
| Memphis, Tenn.                                      | 1.250         | 40.0           | 1.250         | 40.0           |
| Milwaukee, Wis.                                     | 1.467         | 37.5           | 1.467         | 40.0           |
| Minneapolis, Minn.                                  | 1.350         | 40.0           | 1.350         | 40.0           |
| Moline, Ill. (See Rock Island (Ill.) district.)     |               |                |               |                |
| Nashville, Tenn.                                    | 1.375         | 40.0           | 1.375         | 40.0           |
| Newark, N. J.                                       | 1.857         | 35.0           | 1.857         | 35.0           |
| New Haven, Conn.                                    | 1.375         | 40.0           | 1.375         | 40.0           |
| New Orleans, La.                                    | 1.250         | 40.0           | 1.250         | 40.0           |
| New York, N. Y.                                     | 1.800         | 35.0           | 1.800         | 35.0           |
| Gravure.  | 1.943         | 35.0           | 1.943         | 35.0           |
| Norfolk, Va.  | 1.375         | 40.0           | 1.313         | 40.0           |
| Oklahoma City, Okla.                                | 1.438         | 40.0           | 1.438         | 40.0           |
| Omaha, Nebr.  | 1.300         | 40.0           | 1.300         | 40.0           |
| Peoria, Ill.  | 1.375         | 40.0           | 1.375         | 40.0           |
| Philadelphia, Pa.                                   | 1.627         | 37.5           | 1.627         | 37.5           |
| Pittsburgh, Pa.                                     | 1.560         | 37.5           | 1.560         | 37.5           |
| Portland, Oreg.                                     | 1.575         | 40.0           | 1.575         | 40.0           |
| Providence, R. I.                                   | 1.533         | 37.5           | 1.533         | 37.5           |
| Richmond, Va.                                       | 1.438         | 40.0           | 1.438         | 40.0           |
| Rochester, N. Y.                                    | 1.467         | 37.5           | 1.467         | 37.5           |
| Rock Island (Ill.) district.                        | 1.400         | 40.0           | 1.400         | 40.0           |
| Moline shop:  |               |                |               |                |
| Rate A.   | 1.500         | 40.0           | 1.500         | 40.0           |
| Rate B.   | 1.250         | 40.0           | 1.250         | 40.0           |
| St. Louis, Mo.                                      | 1.547         | 37.5           | 1.520         | 37.5           |
| St. Paul, Minn.                                     | 1.350         | 40.0           | 1.350         | 40.0           |
| Gravure.  | 1.460         | 40.0           | 1.400         | 40.0           |
| San Antonio, Tex.                                   | 1.375         | 40.0           | 1.375         | 40.0           |
| San Francisco, Calif.                               | 1.547         | 37.5           | 1.410         | 39.0           |
| Scranton, Pa.                                       | 1.375         | 40.0           | 1.375         | 40.0           |
| Seattle, Wash.                                      | 1.575         | 40.0           | 1.575         | 40.0           |
| Springfield, Mass.                                  | 1.410         | 39.0           | 1.410         | 39.0           |
| Toledo, Ohio:                                       |               |                |               |                |
| Agreement A.  | 1.627         | 37.5           | 1.627         | 37.5           |
| Agreement B.  | 1.533         | 37.5           | 1.533         | 37.5           |
| Washington, D. C.                                   | 1.547         | 37.5           | 1.547         | 37.5           |
| Wichita, Kans.                                      | 1.338         | 40.0           | 1.250         | 40.0           |
| Worcester, Mass.:                                   |               |                |               |                |
| Agreement A.  | 1.375         | 40.0           | 1.375         | 40.0           |
| Agreement B.  | 1.375         | 40.0           | 1.250         | 40.0           |
| Youngstown, Ohio.                                   | 1.533         | 37.5           | 1.533         | 37.5           |

TABLE 13.—Union Scales of Wages and Hours in the BOOK AND JOB Printing Trades in Selected Cities, July 1, 1943, and June 1, 1942—Continued

| City  | July 1, 1943  |                | June 1, 1942  |                |
|---|---------------|----------------|---------------|----------------|
|   | Rate per hour | Hours per week | Rate per hour | Hours per week |
| Atlanta, Ga.  | \$0.655       | 40.0           | \$0.625       | 40.0           |
| Baltimore, Md.:   |               |                |               |                |
| Platen or small automatic presses   | .650          | 40.0           | .600          | 40.0           |
| Cylinder presses, over 31 inches  | .900          | 40.0           | .850          | 40.0           |
| Two-color cylinder presses  | .925          | 40.0           | .875          | 40.0           |
| Binghamton, N. Y.:  |               |                |               |                |
| Agreement A, automatic job cylinder presses   | .725          | 40.0           | .725          | 40.0           |
| Agreement B, female   | .600          | 40.0           | .500          | 40.0           |
| Agreement C, cylinder presses   | .806          | 40.0           | .750          | 40.0           |
| Birmingham, Ala.  | .650          | 40.0           | .600          | 40.0           |
| Boston, Mass.:  |               |                |               |                |
| Assistants on 1 two-color press, 1 perfecting press (2-sheet or 2-pile feeding), or 1 two-color offset press  | 1.095         | 40.0           | 1.020         | 40.0           |
| Assistants on single presses, cross feeding presses under 65 inches and pile feeding presses; cylinder press assistants, hand   | 1.035         | 40.0           | .960          | 40.0           |
| Job press feeders   | .645          | 40.0           | .570          | 40.0           |
| Buffalo, N. Y.:   |               |                |               |                |
| Cylinder and job cylinder press assistants  | .950          | 40.0           | .950          | 40.0           |
| Two-color press assistants  | 1.000         | 40.0           | 1.000         | 40.0           |
| Rotary web press assistants   | 1.025         | 40.0           | 1.025         | 40.0           |
| Platen press assistants   | .750          | 40.0           | .750          | 40.0           |
| Butte, Mont.:   |               |                |               |                |
| Platen press feeders  | .462          | 40.0           | .462          | 40.0           |
| Cylinder press feeders  | .645          | 40.0           | .645          | 40.0           |
| Chicago, Ill.:  |               |                |               |                |
| Assistants on 1- or 2-roll rotary presses; assistants on single deck tubular rotary presses; assistants on 10-color web perfecting presses  | 1.306         | 40.0           | 1.306         | 40.0           |
| Assistants on 2-deck or rotary machines using 1 or 2 rolls with insert attachments  | 1.256         | 40.0           | 1.256         | 40.0           |
| Assistants on McKee 4-color presses or sheeting machines; assistants on Claybourn 4- or 5-color presses, second and third assistants on web 10-color presses, and U. P. M. presses with double attachments  | 1.269         | 40.0           | 1.269         | 40.0           |
| Assistants on single cylinder presses, 25 by 33 inches and larger; assistants on coupon presses; feeders on hand-fed folding machines; assistants on 2 automatic Miehle Unit presses 29 by 41 inches; assistants in charge of varnishing machines         | 1.206         | 40.0           | 1.206         | 40.0           |
| Assistants on 2-color presses; feeders and operators of hand-fed folding machines; paper joggers; assistants on single rotary presses, automatic or sheet-fed rotary presses, Cox-Duplex and Goss Comet presses, U. P. M. presses with single attachments | 1.231         | 40.0           | 1.231         | 40.0           |
| Assistants on stock cutters (flat machines)   | 1.244         | 40.0           | 1.244         | 40.0           |
| Assistant operators of sheet-feed folding machines:   |               |                |               |                |
| 1 machine   | 1.231         | 40.0           | 1.231         | 40.0           |
| 2 machines  | 1.294         | 40.0           | 1.294         | 40.0           |
| 3 machines  | 1.369         | 40.0           | 1.369         | 40.0           |
| Assistants on 2-color Harris or Miehle presses, 22 by 30 inches; feeders on hand-fed cylinder presses; assistants on 2 Pony Miehle presses  | .839          | 40.0           | .839          | 40.0           |
| Feeders on hand-fed Colt's Armory or Universal presses  | .814          | 40.0           | .814          | 40.0           |
| Platen press feeders  | .801          | 40.0           | .801          | 40.0           |
| Loose-leaf, blankbook, and novelty work:  |               |                |               |                |
| Cylinder press feeders:   |               |                |               |                |
| Rate A  | .890          | 40.0           | .890          | 40.0           |
| Rate B  | .900          | 40.0           | .800          | 40.0           |
| Rate C  | .760          | 40.0           | .760          | 40.0           |
| Rate D  | .690          | 40.0           | .690          | 40.0           |
| Colt's press feeders  | .730          | 40.0           | .730          | 40.0           |
| Cincinnati, Ohio:   |               |                |               |                |
| Rotary presses:   |               |                |               |                |
| First assistants  | 1.063         | 40.0           | 1.038         | 40.0           |
| Second assistants   | 1.013         | 40.0           | .988          | 40.0           |
| Helpers and automatic machine tenders   | .975          | 40.0           | .975          | 40.0           |
| Feeders on large 2-color cylinder presses   | .975          | 40.0           | .950          | 40.0           |
| Cylinder press feeders  | .938          | 40.0           | .913          | 40.0           |
| Job press feeders   | .650          | 40.0           | .625          | 40.0           |
| Cleveland, Ohio:  |               |                |               |                |
| Feeders on specialty work, after 30 days  | 1.050         | 40.0           | .975          | 40.0           |
| Cylinder press assistants   | .997          | 37.5           | .967          | 37.5           |
| Platen press assistants   | .782          | 37.5           | .752          | 37.5           |
| Columbus, Ohio  | 1.074         | 40.0           | 1.024         | 40.0           |

TABLE 13.—Union Scales of Wages and Hours in the BOOK AND JOB Printing Trades in Selected Cities, July 1, 1943, and June 1, 1942—Continued

## PRESS ASSISTANTS AND FEEDERS—Continued

| City   | July 1, 1943  |                | June 1, 1942  |                |
|--|---------------|----------------|---------------|----------------|
|  | Rate per hour | Hours per week | Rate per hour | Hours per week |
| Dallas, Tex.   | \$0.750       | 40.0           | \$0.750       | 40.0           |
| Rotary helpers   | .725          | 40.0           | .700          | 40.0           |
| Davenport, Iowa. (See Rock Island (Ill.) district).                            |               |                |               |                |
| Dayton, Ohio:  |               |                |               |                |
| Cylinder press feeders   | .925          | 40.0           | .925          | 40.0           |
| Double cylinder press feeders  | .975          | 40.0           | .975          | 40.0           |
| Parchment work (after 1 year)  | .925          | 40.0           | .825          | 40.0           |
| Wax paper work (after 1 year)  | .980          | 40.0           | .930          | 40.0           |
| Denver, Colo.:   |               |                |               |                |
| Ready-print comet cylinder press assistants                                    | .963          | 40.0           | .963          | 40.0           |
| Cylinder press assistants  | .925          | 40.0           | .925          | 40.0           |
| Platen press feeders   | .550          | 40.0           | .550          | 40.0           |
| Des Moines, Iowa   |               |                |               |                |
| Rotary, color, and offset press assistants                                     | .990          | 40.0           | .930          | 40.0           |
| Cylinder press and folder assistants   | .980          | 40.0           | .920          | 40.0           |
| Platen press assistants  | .770          | 40.0           | .710          | 40.0           |
| Platen press feeders   | .750          | 40.0           | .690          | 40.0           |
| Detroit, Mich.:  |               |                |               |                |
| Harris press assistants  | 1.150         | 40.0           | 1.050         | 40.0           |
| Babeck press assistants  | 1.100         | 40.0           | 1.000         | 40.0           |
| 1- and 2-color cylinder press assistants                                       | 1.075         | 40.0           | .975          | 40.0           |
| Small automatic cylinder press assistants, job cylinder press assistants       | .925          | 40.0           | .850          | 40.0           |
| Platen press assistants  | .800          | 40.0           | .750          | 40.0           |
| Rotary press assistants (wax paper printing)                                   | .800          | 40.0           | .800          | 40.0           |
| Duluth, Minn.:   |               |                |               |                |
| Platen press assistants  | .450          | 40.0           | .450          | 40.0           |
| Grand Rapids, Mich.:   |               |                |               |                |
| Cylinder press feeders   | .900          | 40.0           | .900          | 40.0           |
| Houston, Tex.  | .825          | 40.0           | .825          | 40.0           |
| 2-color press feeders  | .850          | 40.0           | .850          | 40.0           |
| Indianapolis, Ind.:  |               |                |               |                |
| Rotary press assistants  | 1.073         | 40.0           | 1.073         | 40.0           |
| Cylinder press assistants  | 1.019         | 40.0           | 1.019         | 40.0           |
| Bread wrapper printing assistants  | .875          | 40.0           | .875          | 40.0           |
| Jackson, Miss.:  |               |                |               |                |
| Cylinder press feeders   | .700          | 40.0           | .700          | 40.0           |
| Jacksonville, Fla.:  |               |                |               |                |
| Cylinder press assistants  | .550          | 40.0           | .550          | 40.0           |
| Platen press assistants  | .450          | 40.0           | .450          | 40.0           |
| Kansas City, Mo.:  |               |                |               |                |
| Rotary press assistants  | 1.055         | 40.0           | 1.025         | 40.0           |
| Cylinder press assistants  | 1.030         | 40.0           | 1.000         | 40.0           |
| Platen press assistants  | .825          | 40.0           | .775          | 40.0           |
| Little Rock, Ark.:   |               |                |               |                |
| Cylinder press feeders   | .675          | 40.0           | .675          | 40.0           |
| Platen press feeders   | .475          | 40.0           | .475          | 40.0           |
| Los Angeles, Calif.:   |               |                |               |                |
| Cylinder press feeders   | .970          | 40.0           | .900          | 40.0           |
| Platen press feeders   | .820          | 40.0           | .750          | 40.0           |
| Louisville, Ky.:   |               |                |               |                |
| Cylinder press assistants:   |               |                |               |                |
| 1 press  | .738          | 40.0           | .738          | 40.0           |
| 2 presses  | .788          | 40.0           | .788          | 40.0           |
| Platen press feeders, hand-fed   | .613          | 40.0           | .613          | 40.0           |
| Offset press assistants  | .875          | 40.0           | .875          | 40.0           |
| 2-color press assistants   | .800          | 40.0           | .800          | 40.0           |
| Rotary-roll and sheet feed press assistants                                    | .738          | 40.0           | .738          | 40.0           |
| Memphis, Tenn.:  |               |                |               |                |
| Cylinder press feeders:  |               |                |               |                |
| Male   | .750          | 40.0           | .650          | 40.0           |
| Female   | .600          | 40.0           | .560          | 40.0           |
| Platen feeders:  |               |                |               |                |
| Male   | .620          | 40.0           | .540          | 40.0           |
| Female   | .520          | 40.0           | .470          | 40.0           |
| Milwaukee, Wis.:   |               |                |               |                |
| Cylinder and rotary press assistants   | 1.010         | 40.0           | .985          | 40.0           |
| Job cylinder press assistants  | .680          | 40.0           | .670          | 40.0           |
| Platen press assistants  | .625          | 40.0           | .610          | 40.0           |
| Novelty work:  |               |                |               |                |
| Rotogravure department: Cylinder press assistants                              | .800          | 40.0           | .750          | 40.0           |
| Carton department: Cylinder press assistants and feeders, platen press feeders | .750          | 40.0           | .700          | 40.0           |
| Lustro department: Cylinder press assistants                                   | .850          | 40.0           | .800          | 40.0           |

TABLE 13.—Union Scales of Wages and Hours in the BOOK AND JOB Printing Trades in Selected Cities, July 1, 1943, and June 1, 1942—Continued

## PRESS ASSISTANTS AND FEEDERS—Continued

| City   | July 1, 1943  |                | June 1, 1942  |                |
|--|---------------|----------------|---------------|----------------|
|  | Rate per hour | Hours per week | Rate per hour | Hours per week |
| <b>Milwaukee, Wis.—Continued.</b>  |               |                |               |                |
| Novelty work—Continued.  |               |                |               |                |
| Revelation department: Cylinder press assistants.....  | \$1.025       | 40.0           | \$0.975       | 40.0           |
| Bag department: Cylinder press assistants:   |               |                |               |                |
| Rate A.....  | .850          | 40.0           | .800          | 40.0           |
| Rate B.....  | .800          | 40.0           | .750          | 40.0           |
| <b>Minneapolis, Minn.:</b>   |               |                |               |                |
| Cylinder press feeders.....  | .970          | 40.0           | .900          | 40.0           |
| Kelly A or Miehle vertical press assistants.....   | .820          | 40.0           | .760          | 40.0           |
| Platen press feeders.....  | .680          | 40.0           | .620          | 40.0           |
| Envelope work:   |               |                |               |                |
| Feeders for cutting and scoring presses.....   | .765          | 40.0           | .700          | 40.0           |
| Stokes or Harris job press feeders.....  | .575          | 40.0           | .525          | 40.0           |
| <b>Moline, Ill. (See Rock Island (Ill.) district.)</b>   |               |                |               |                |
| <b>Nashville, Tenn.:</b>   |               |                |               |                |
| Cylinder press feeders:  |               |                |               |                |
| Agreement A:   |               |                |               |                |
| Male.....  | .700          | 40.0           | .688          | 40.0           |
| Female.....  | .600          | 40.0           | .588          | 40.0           |
| Agreement B.....   |               |                |               |                |
| Platen press feeders.....  | .688          | 40.0           | .678          | 40.0           |
| <b>Newark, N. J.:</b>  |               |                |               |                |
| 3-color Sterling press assistants.....   | 1.250         | 40.0           | 1.175         | 40.0           |
| Assistants on 1 two-color press, over 70 inches.....   | 1.225         | 40.0           | 1.150         | 40.0           |
| 2-color press assistants.....  | 1.200         | 40.0           | 1.125         | 40.0           |
| Assistants on cylinder, offset, and automatic rotary presses.....  | 1.150         | 40.0           | 1.075         | 40.0           |
| Platen press assistants.....   | .850          | 40.0           | .775          | 40.0           |
| <b>New Haven, Conn.:</b>   |               |                |               |                |
| Magazine work:   |               |                |               |                |
| 2-color press assistants.....  | .875          | 40.0           | .725          | 40.0           |
| Cylinder, horizontal, Miehle vertical, and other press assistants.....   | .825          | 40.0           | .700          | 40.0           |
| <b>New Orleans, La.:</b>   |               |                |               |                |
| Offset and cylinder press assistants.....  | .800          | 40.0           | .800          | 40.0           |
| Platen press feeders.....  | .538          | 40.0           | .538          | 40.0           |
| <b>New York, N. Y.:</b>  |               |                |               |                |
| First assistants on 5-color, 61-inch Cottrell presses; assistants on 5-color, 72-inch Cottrell presses.....  | 1.325         | 40.0           | 1.275         | 40.0           |
| Assistants on 2-color, 59-inch Cottrell presses; assistants on 2-color rotary presses over 59 inches.....  | 1.313         | 40.0           | 1.263         | 40.0           |
| Assistants on 2-color, 48-inch Cottrell presses; assistants on 5-color, 42-inch Cottrell presses.....  | 1.288         | 40.0           | 1.238         | 40.0           |
| Assistants on Miller 2-color Major Simplex presses; assistants on Miehle 2-color No. 41 or No. 46 presses; first assistants on small McKee process presses; assistants on large 2-color flat-bed presses; assistants on 2-color Cottrell rotary presses, not over 42 inches; second assistants on 5-color Cottrell presses not over 61 inches; assistants on perfecting presses.....   | 1.263         | 40.0           | 1.213         | 40.0           |
| Assistants on Miehle automatic pony presses, Kelly No. 2 presses, Babcock automatic presses, Miller Major Simplex presses, Premier A. F. presses, Miehle No. 41 presses, sheet-feed rotary presses, and double sheet-feed rotary presses.....  | 1.238         | 40.0           | 1.188         | 40.0           |
| Assistants on cylinder presses over 42 inches; utilitymen on web presses; second assistants on McKee Process presses; second assistants on offset presses, 35 by 45 inches or larger.....  | 1.213         | 40.0           | 1.163         | 40.0           |
| Assistants on automatic or hand-fed platen presses; Miehle vertical presses; Miller Hi-Speed presses; Kelly A, Kelly B, Kelly Clipper, Kelly automatic Jobber, Kelly C, or Kelly No. 1 presses; Miller Simplex presses; Miehle horizontal presses; Harris 1- or 2-color presses, 15 by 18 inches; Harris 2-color presses, 18 by 22 inches; Harris offset presses, up to and including 22 by 34 inches; Webendorfers; multicolor presses; and C. and P. cylinder presses..... | .900          | 40.0           | .850          | 40.0           |
| <b>Oklahoma City, Okla.:</b>   |               |                |               |                |
| Operating automatic platen feeders.....  | .675          | 40.0           | .675          | 40.0           |
| Cylinder press feeders.....  | .738          | 40.0           | .738          | 40.0           |
| Platen press feeders.....  | .625          | 40.0           | .625          | 40.0           |
| <b>Omaha, Nebr.:</b>   |               |                |               |                |
| Cylinder and rotary press assistants.....  | .810          | 40.0           | .810          | 40.0           |
| <b>Peoria, Ill.:</b>   |               |                |               |                |
| Platen press feeders.....  | .750          | 40.0           | .750          | 40.0           |

TABLE 13.—*Union Scales of Wages and Hours in the BOOK AND JOB Printing Trades in Selected Cities, July 1, 1943, and June 1, 1942—Continued*

PRESS ASSISTANTS AND FEEDERS—Continued

| City  | July 1, 1943  |                | June 1, 1942  |                |
|---|---------------|----------------|---------------|----------------|
|   | Rate per hour | Hours per week | Rate per hour | Hours per week |
| <b>Philadelphia, Pa.:</b>   |               |                |               |                |
| Sheet-feed rotary press assistants or roll-feed rotary helpers (rollmen).....                                 | \$1.130       | 40.0           | \$1.060       | 40.0           |
| 1-color cylinder press feeders.....   | 1.090         | 40.0           | 1.020         | 40.0           |
| Junior feeders.....   | .900          | 40.0           | .830          | 40.0           |
| Rotary press feeders (wax paper printing).....  | .890          | 40.0           | .890          | 40.0           |
| <b>Phoenix, Ariz.:</b>  |               |                |               |                |
| Cylinder press assistants.....  | .885          | 40.0           | .870          | 40.0           |
| Platen press assistants.....  | .767          | 40.0           | .758          | 40.0           |
| <b>Pittsburgh, Pa.:</b>   |               |                |               |                |
| 2-color offset press helpers.....   | 1.105         | 40.0           | 1.075         | 40.0           |
| 2-color cylinder press helpers.....   | 1.065         | 40.0           | 1.035         | 40.0           |
| Cylinder press helpers, male.....   | .950          | 40.0           | .920          | 40.0           |
| Cylinder press feeders, female.....   | .810          | 40.0           | .780          | 40.0           |
| Platen press feeders, male.....   | .780          | 40.0           | .750          | 40.0           |
| Platen press feeders, female.....   | .710          | 40.0           | .680          | 40.0           |
| <b>Portland, Maine:</b>   |               |                |               |                |
| Cylinder press assistants.....  | .920          | 40.0           | .850          | 40.0           |
| Platen press feeders.....   | .820          | 40.0           | .750          | 40.0           |
| <b>Portland, Oreg.:</b>   |               |                |               |                |
| Cylinder press assistants.....  | .920          | 40.0           | .850          | 40.0           |
| Platen press feeders.....   | .820          | 40.0           | .750          | 40.0           |
| <b>Providence, R. I.:</b>   |               |                |               |                |
| Automatic or hand-fed press assistants:   |               |                |               |                |
| Cylinder, 2-color rotary, offset, or automatic job cylinder presses.....                                      | .800          | 40.0           | .800          | 40.0           |
| <b>Reading, Pa.:</b>  |               |                |               |                |
| Cylinder press assistants.....  | .960          | 40.0           | .960          | 40.0           |
| Platen press assistants.....  | .810          | 40.0           | .810          | 40.0           |
| <b>Richmond, Va.:</b>   |               |                |               |                |
| Agreement A:  |               |                |               |                |
| 2-color and perfecter press assistants.....   | .775          | 40.0           | .775          | 40.0           |
| Cylinder press assistants.....  | .750          | 40.0           | .750          | 40.0           |
| Agreement B:  |               |                |               |                |
| Single cylinder press assistants.....   | .850          | 40.0           | .750          | 40.0           |
| Job press assistants, cylinder press feeders.....   | .550          | 40.0           | .500          | 40.0           |
| <b>Rochester, N. Y.:</b>  |               |                |               |                |
| Agreement A:  |               |                |               |                |
| Cylinder press assistants.....  | .920          | 40.0           | .870          | 40.0           |
| Automatic platen press assistants.....  | .908          | 40.0           | .750          | 40.0           |
| Duplex press assistants.....  | .838          | 40.0           | .788          | 40.0           |
| Platen press hand feeders.....  | .743          | 40.0           | .710          | 40.0           |
| Agreement B: Vertical press feeders.....  | .920          | 40.0           | .870          | 40.0           |
| Platen press feeders.....   | .750          | 40.0           | .700          | 40.0           |
| <b>Rock Island (Ill.) district:</b>   |               |                |               |                |
| Cylinder press assistants.....  | .950          | 40.0           | .950          | 40.0           |
| <b>St. Louis, Mo.:</b>  |               |                |               |                |
| Rotary web press assistants.....  | 1.180         | 40.0           | 1.180         | 40.0           |
| Assistants on cylinder presses, 24 by 36 inches or larger.....  | 1.020         | 40.0           | 1.020         | 40.0           |
| Assistants on Major Miller presses, 27 by 41 inches; assistants on one- or two-color Miehle unit presses..... | .980          | 40.0           | .980          | 40.0           |
| Assistants on small cylinder or automatic presses in combination with platen press.....                       | .850          | 40.0           | .850          | 40.0           |
| Platen feeders.....   | .610          | 40.0           | .610          | 40.0           |
| <b>St. Paul, Minn.:</b>   |               |                |               |                |
| Agreement A:  |               |                |               |                |
| Cylinder press assistants.....  | .820          | 40.0           | .775          | 40.0           |
| Cylinder press feeders.....   | .970          | 40.0           | .925          | 40.0           |
| Platen press or Carver press feeders.....   | .720          | 40.0           | .675          | 40.0           |
| Gravure; Waite press feeders.....   | .720          | 40.0           | .675          | 40.0           |
| Harris, Johannisberg, Perfection, web, or 4-color press feeders.....  | .970          | 40.0           | .925          | 40.0           |
| Agreement B:  |               |                |               |                |
| Cylinder press feeders.....   | .960          | 40.0           | .910          | 40.0           |
| Platen press feeders.....   | .670          | 40.0           | .640          | 40.0           |
| Envelope printing: Stokes and Harris job press feeders.....   | .575          | 40.0           | .525          | 40.0           |
| <b>Salt Lake City, Utah:</b>  |               |                |               |                |
| Cylinder press feeders.....   | .700          | 40.0           | .700          | 40.0           |
| Platen press feeders.....   | .500          | 40.0           | .500          | 40.0           |
| <b>San Antonio, Tex.:</b>   |               |                |               |                |
| Cylinder press feeders.....   | .600          | 40.0           | .600          | 40.0           |
| Platen press feeders.....   | .400          | 40.0           | .400          | 40.0           |
| <b>San Francisco, Calif.:</b>   |               |                |               |                |
| Cylinder press assistants.....  | 1.019         | 40.0           | 1.019         | 40.0           |
| Platen press assistants.....  | .788          | 40.0           | .788          | 40.0           |

TABLE 13.—Union Scales of Wages and Hours in the BOOK AND JOB Printing Trades in Selected Cities, July 1, 1943, and June 1, 1942—Continued

PRESS ASSISTANTS AND FEEDERS—Continued

| City  | July 1, 1943  |                | June 1, 1942  |                |
|---|---------------|----------------|---------------|----------------|
|   | Rate per hour | Hours per week | Rate per hour | Hours per week |
| <b>Scranton, Pa.:</b>   |               |                |               |                |
| Cylinder press assistants.....  | \$0.953       | 40.0           | \$0.933       | 40.0           |
| 2-color or perfecting presses.....  | .990          | 40.0           | .970          | 40.0           |
| Platen press assistants.....  | .740          | 40.0           | .720          | 40.0           |
| <b>Seattle, Wash.:</b>  |               |                |               |                |
| Cylinder press feeders.....   | 1.048         | 40.0           | .890          | 40.0           |
| Platen press feeders.....   | .894          | 40.0           | .780          | 40.0           |
| Envelope printing: Female assistants.....   | .880          | 40.0           | .600          | 40.0           |
| <b>South Bend, Ind.:</b>  |               |                |               |                |
| Cylinder and offset press assistants.....   | .900          | 40.0           | .900          | 40.0           |
| Platen press assistants.....  | .700          | 40.0           | .700          | 40.0           |
| <b>Spokane, Wash.:</b>  |               |                |               |                |
| Cylinder press feeders.....   | .850          | 40.0           | .770          | 40.0           |
| <b>Springfield, Mass.:</b>  |               |                |               |                |
| Cylinder press assistants.....  | .750          | 40.0           | .750          | 40.0           |
| 2-color press assistants.....   | .800          | 40.0           | .800          | 40.0           |
| <b>Tampa, Fla.:</b>   |               |                |               |                |
| Cylinder press feeders.....   | .600          | 40.0           | .600          | 40.0           |
| <b>Toledo, Ohio:</b>  |               |                |               |                |
| Cylinder press assistants.....  | .975          | 40.0           | .900          | 40.0           |
| <b>Washington, D. C.:</b>   |               |                |               |                |
| <b>Agreement A:</b>   |               |                |               |                |
| 5-color McKee press assistants.....   | 1.266         | 40.0           | 1.238         | 40.0           |
| 4-color McKee press assistants; U. P. M. press assistants—1 assistant to 2 presses..... | 1.141         | 40.0           | 1.113         | 40.0           |
| Assistants on web color presses with color attachments.....                             | 1.103         | 40.0           | 1.075         | 40.0           |
| Assistants on Perfector press, 2-color press, 1 U. P. M. press.....                     | 1.053         | 40.0           | 1.025         | 40.0           |
| Senior offset and web press assistants.....   | 1.028         | 40.0           | 1.000         | 40.0           |
| Junior press assistants.....  | .753          | 40.0           | .725          | 40.0           |
| <b>Wichita, Kans.:</b>  |               |                |               |                |
| Cylinder press assistants.....  | .825          | 40.0           | .825          | 40.0           |
| Platen press assistants.....  | .675          | 40.0           | .675          | 40.0           |
| <b>York, Pa.:</b>   |               |                |               |                |
| Cylinder press assistants.....  | .780          | 40.0           | .780          | 40.0           |
| Perfector press assistants.....   | .810          | 40.0           | .810          | 40.0           |

CYLINDER PRESSMEN

|   |         |      |         |       |
|---|---------|------|---------|-------|
| <b>Atlanta, Ga.:</b>  | \$1.045 | 40.0 | \$1.000 | 40.0  |
| <b>Baltimore, Md.:</b>  |         |      |         |       |
| Small automatic 31 inches and under.....  | 1.050   | 40.0 | 1.000   | 40.0  |
| Single color cylinder over 31 inches.....   | 1.150   | 40.0 | 1.100   | 40.0  |
| 2-color cylinder presses.....   | 1.225   | 40.0 | 1.175   | 40.0  |
| Offset presses, through 17 inches.....  | 1.050   | 40.0 | 1.000   | 40.0  |
| <b>Binghamton, N. Y.:</b>   |         |      |         |       |
| <b>Agreement A:</b>   |         |      |         |       |
| Cylinder presses.....   | 1.075   | 40.0 | 1.075   | 40.0  |
| Job automatic cylinder presses.....   | 1.025   | 40.0 | 1.025   | 40.0  |
| <b>Agreement B:</b>   |         |      |         |       |
| Cylinder or automatic job presses.....  | 1.000   | 40.0 | .880    | 40.0  |
| <b>Agreement C:</b>   | 1.150   | 40.0 | 1.070   | 40.0  |
| <b>Birmingham, Ala.:</b>  |         |      |         |       |
| <b>Agreement A:</b>   |         |      |         |       |
| Rotary presses:   |         |      |         |       |
| In charge.....  | 1.450   | 40.0 | 1.450   | 40.0  |
| First position.....   | 1.250   | 40.0 | 1.250   | 40.0  |
| Tension men.....  | 1.175   | 40.0 | 1.175   | 40.0  |
| <b>Agreement B (wax paper printing):</b>  | 1.150   | 40.0 | .....   | ..... |
| <b>Agreement C:</b>   | 1.000   | 40.0 | .925    | 40.0  |
| Coupon presses, Harris rotary presses.....  | 1.075   | 40.0 | 1.025   | 40.0  |
| Automatic job cylinder presses.....   | .910    | 40.0 | .810    | 40.0  |
| <b>Boston, Mass.:</b>   |         |      |         |       |
| 1 perfecting press; 1 two-color press; 2 Hi-speed cylinder presses, 25 by 38 inches or larger; 1 two-sheet-feed rotary press..... | 1.275   | 40.0 | 1.200   | 40.0  |
| 1 cylinder press under 65 inches, 1 single offset or job cylinder press.....  | 1.175   | 40.0 | 1.100   | 40.0  |
| <b>Buffalo, N. Y.:</b>  |         |      |         |       |
| Job cylinder or photo offset presses.....   | 1.200   | 40.0 | 1.200   | 40.0  |
| 2-color presses.....  | 1.325   | 40.0 | 1.325   | 40.0  |
| Rotary web presses.....   | 1.350   | 40.0 | 1.350   | 40.0  |
| Multicolor presses.....   | 1.250   | 40.0 | 1.250   | 40.0  |
| <b>Butte, Mont.:</b>  |         |      |         |       |
| Foremen.....  | 1.113   | 40.0 | 1.113   | 40.0  |
| .....   | 1.263   | 40.0 | 1.263   | 40.0  |

**TABLE 13.—Union Scales of Wages and Hours in the BOOK AND JOB Printing Trades in Selected Cities, July 1, 1943, and June 1, 1942—Continued**
**CYLINDER PRESSMEN—Continued**

| City  | July 1, 1943  |                | June 1, 1942  |                |
|---|---------------|----------------|---------------|----------------|
|   | Rate per hour | Hours per week | Rate per hour | Hours per week |
| Charleston, W. Va.  | \$1.238       | 40.0           | \$1.175       | 40.0           |
| In charge   | 1.438         | 40.0           | 1.375         | 40.0           |
| Automatic job presses, cylinder presses   | 1.175         | 40.0           |               |                |
| Charlotte, N. C.  | .950          | 40.0           | .950          | 40.0           |
| Chicago, Ill.:  |               |                |               |                |
| Second position when running tandem or 4-press beds; 2-color automatic Harris presses; 2-color Harris-Seybold-Potter presses; 2-color Miller presses; 2-color multicolor ticket presses; any two of the following presses in combination: Automatic press, Harris single press, Miehle horizontal press, Miehle vertical press, Miller Simplex press, Osterlind press, Stokes and Smith press; 2 presses up to 46 by 65 inches; 3 patent inside blanket presses; 1 press with Upham attachments; 1 double cylinder perfecting press; 1 press over 25 by 38 inches and not over 3 job presses; 2 automatic presses; 1 double cylinder flat-bed 2-color press | 1.425         | 40.0           | 1.400         | 40.0           |
| Foremen, 3 to 6 presses, or 2 cylinder and job presses; one 32-page two-unit rotary press   | 1.550         | 40.0           | 1.525         | 40.0           |
| 1 Cox Duplex, Hoe Duplex, Goss flat-bed, Cox-o-type, or press of similar type; process or label work, 3 or more colors; 1 cylinder press with Upham attachment running process or label work, 3 or 4 colors   | 1.513         | 40.0           | 1.488         | 40.0           |
| 10-color perfecting presses:  |               |                |               |                |
| First position  | 1.950         | 40.0           | 1.925         | 40.0           |
| Second position   | 1.775         | 40.0           | 1.750         | 40.0           |
| Rotary presses:   |               |                |               |                |
| Sheet- or web-feed rotary press, 70 inches or more—   |               |                |               |                |
| 1 four-color press  | 1.750         | 40.0           | 1.725         | 40.0           |
| 1 five-color press  | 1.825         | 40.0           | 1.800         | 40.0           |
| 1 Meisel press  | 1.650         | 40.0           | 1.625         | 40.0           |
| 1 tubular press, 1 or 2 units   | 1.600         | 40.0           | 1.575         | 40.0           |
| Second pressmen, 3 or 4 units   | 1.500         | 40.0           | 1.475         | 40.0           |
| 1 sixty-four page, 2- or 4-unit press; 1 eighty-page, 2-unit press  | 1.700         | 40.0           | 1.675         | 40.0           |
| 1-color 4-unit press, 1 ninety-six-page 2- or 4-unit press, 1 one-hundred and twenty-eight page 4-unit press:   |               |                |               |                |
| First pressmen  | 1.700         | 40.0           | 1.675         | 40.0           |
| Second pressmen   | 1.550         | 40.0           | 1.525         | 40.0           |
| 1 one-hundred and ninety-two-page Novel News, 4-unit press:   |               |                |               |                |
| First pressmen  | 1.750         | 40.0           | 1.725         | 40.0           |
| Second pressmen   | 1.600         | 40.0           | 1.575         | 40.0           |
| 1 two-color, sheet-feed press   | 1.575         | 40.0           | 1.550         | 40.0           |
| 1 three-color, sheet-feed press   | 1.625         | 40.0           | 1.600         | 40.0           |
| 1 four-color, sheet-feed press  | 1.700         | 40.0           | 1.675         | 40.0           |
| 1 five-color, sheet-feed press  | 1.775         | 40.0           | 1.750         | 40.0           |
| Rotogravure   | 1.464         | 35.0           | 1.464         | 35.0           |
| Pressmen-in-charge, registermen   | 1.643         | 35.0           | 1.643         | 35.0           |
| Bread-wrapper printing:   |               |                |               |                |
| Kidder or similar presses:  |               |                |               |                |
| 1 two-color press   | 1.488         | 40.0           | 1.463         | 40.0           |
| 1 three-color press   | 1.513         | 40.0           | 1.488         | 40.0           |
| 1 four-color press  | 1.555         | 40.0           | 1.525         | 40.0           |
| Loose-leaf, blankbook, and novelty work:  |               |                |               |                |
| Automatic cylinder presses:   |               |                |               |                |
| Rate A  | 1.200         | 40.0           | 1.200         | 40.0           |
| Rate B  | 1.130         | 40.0           | 1.130         | 40.0           |
| Rate C  | 1.120         | 40.0           | 1.120         | 40.0           |
| Rate D  | 1.040         | 40.0           | 1.040         | 40.0           |
| Miehle vertical presses:  |               |                |               |                |
| Rate A  | 1.120         | 40.0           | 1.120         | 40.0           |
| Rate B  | .910          | 40.0           | .910          | 40.0           |
| Colt's cutting and creasing presses   | 1.090         | 40.0           | 1.090         | 40.0           |
| Kluge automatic presses:  |               |                |               |                |
| Rate A  | .970          | 40.0           | .970          | 40.0           |
| Rate B  | .920          | 40.0           | .920          | 40.0           |
| Gordon presses, hand-fed:   |               |                |               |                |
| Rate A  | .800          | 40.0           | .800          | 40.0           |
| Rate B  | .750          | 40.0           | .750          | 40.0           |
| Rate C  | .720          | 40.0           | .720          | 40.0           |
| Rate D  | .700          | 40.0           | .700          | 40.0           |

**TABLE 13.—Union Scales of Wages and Hours in the BOOK AND JOB Printing Trades in Selected Cities, July 1, 1943, and June 1, 1942—Continued**
**CYLINDER PRESSMEN—Continued**

| City  | July 1, 1943  |                | June 1, 1942  |                |
|---|---------------|----------------|---------------|----------------|
|   | Rate per hour | Hours per week | Rate per hour | Hours per week |
| <b>Cincinnati, Ohio:</b>  |               |                |               |                |
| Cylinder presses, 1- or 2-color; flat-bed press over 25 by 38 inches.....                                 | \$1.231       | 40.0           | \$1.194       | 40.0           |
| 3- or 4-bag presses.....  | 1.200         | 40.0           | 1.163         | 40.0           |
| 1 or 2 presses up to 54 inches, 1 press 65 inches or over.....  | 1.188         | 40.0           | 1.150         | 40.0           |
| Folding machine operators, 1 machine.....   | 1.013         | 40.0           | .988          | 40.0           |
| Automatic job presses, cylinder presses:  |               |                |               |                |
| 1 press.....  | .950          | 40.0           | .913          | 40.0           |
| 2 presses.....  | 1.050         | 40.0           | 1.013         | 40.0           |
| Rotary presses:   |               |                |               |                |
| Up to 4-color press.....  | 1.294         | 40.0           | 1.256         | 40.0           |
| 1 or 2 sheet-feed web presses.....  | 1.263         | 40.0           | 1.225         | 40.0           |
| Special presses.....  | 1.188         | 40.0           | 1.150         | 40.0           |
| <b>Cleveland, Ohio</b>  |               |                |               |                |
| Offset presses over 22 by 29 inches.....  | 1.252         | 37.5           | 1.252         | 37.5           |
| Semirotary presses.....   | 1.314         | 37.5           | 1.314         | 37.5           |
| Cylinder pressmen on specialty work (after 30 days).....  | 1.300         | 40.0           | 1.225         | 40.0           |
| <b>Columbus, Ohio</b>   |               |                |               |                |
| Rotary presses (wax paper printing).....  | 1.300         | 40.0           | 1.250         | 40.0           |
| <b>Dallas, Tex.:</b>  |               |                |               |                |
| Rotary presses.....   | 1.139         | 40.0           | 1.100         | 40.0           |
| Automatic or 2-color presses.....   | 1.050         | 40.0           | 1.050         | 40.0           |
| <b>Davenport, Iowa. (See Rock Island (Ill.) district.)</b>  |               |                |               |                |
| <b>Dayton, Ohio:</b>  |               |                |               |                |
| Double cylinder presses.....  | 1.225         | 40.0           | 1.225         | 40.0           |
| Rotary web presses, magazine:   | 1.275         | 40.0           | 1.275         | 40.0           |
| Fashion presses.....  | 1.500         | 40.0           | 1.450         | 40.0           |
| 2-color Miehle or Miller presses.....   | 1.325         | 40.0           | 1.275         | 40.0           |
| 2 Kelly presses.....  | 1.250         | 40.0           | 1.200         | 40.0           |
| Webendofers or Scott offset presses, reel delivery.....   | 1.275         | 40.0           | 1.225         | 40.0           |
| Offset pattern presses (fly delivery); offset Harris presses.....   | 1.175         | 40.0           | 1.125         | 40.0           |
| Cottrell presses:   |               |                |               |                |
| 96 pages.....   | 1.525         | 40.0           | 1.475         | 40.0           |
| 80 or 32 pages.....   | 1.475         | 40.0           | 1.425         | 40.0           |
| Goss presses:   |               |                |               |                |
| 192 pages—men-in-charge; 64-page double 2-color.....  | 1.600         | 40.0           | 1.550         | 40.0           |
| 192 pages.....  | 1.425         | 40.0           | 1.375         | 40.0           |
| 32-page 2-color and black-and-white.....  | 1.550         | 40.0           | 1.500         | 40.0           |
| McKee presses:  |               |                |               |                |
| 48-page perfecting presses.....   | 1.600         | 40.0           | 1.550         | 40.0           |
| When running 4-color—second pressmen.....   | 1.450         | 40.0           | 1.400         | 40.0           |
| 5-color Claybourn, small McKee presses.....   | 1.525         | 40.0           | 1.475         | 40.0           |
| Multicolor presses:   |               |                |               |                |
| Men-in-charge.....  | 1.500         | 40.0           | 1.450         | 40.0           |
| Rotary web presses (wax paper printing).....  | 1.650         | 40.0           | 1.600         | 40.0           |
| Rotary Kidder presses (parchment printing).....   | 1.300         | 40.0           | 1.250         | 40.0           |
| <b>Denver, Colo.</b>  |               |                |               |                |
| Foremen.....  | 1.225         | 40.0           | 1.125         | 40.0           |
| 1.175   | 40.0          | 1.175          | 40.0          |                |
| <b>Des Moines, Iowa.</b>  |               |                |               |                |
| Claybourn, Hi-Speed, Hoe, or Cottrell rotary presses.....   | 1.300         | 40.0           | 1.300         | 40.0           |
| Small cylinder presses.....   | 1.190         | 40.0           | 1.130         | 40.0           |
| 1.250   | 40.0          | 1.190          | 40.0          |                |
| 1.150   | 40.0          | 1.090          | 40.0          |                |
| <b>Detroit, Mich:</b>   |               |                |               |                |
| 1- and 2-color presses.....   | 1.400         | 40.0           | 1.325         | 40.0           |
| Small automatic cylinder, job cylinder, Kelly Nos. 1 and 2, Hi-Speed, Simplex, or horizontal presses..... | 1.325         | 40.0           | 1.250         | 40.0           |
| Harris rotary presses.....  | 1.525         | 40.0           | 1.450         | 40.0           |
| Babcock rotary presses.....   | 1.475         | 40.0           | 1.400         | 40.0           |
| Rotogravure.....  | 1.436         | 38.3           | 1.371         | 38.3           |
| Men-in-charge.....  | 1.567         | 38.3           | 1.501         | 38.3           |
| Wax paper printing:   |               |                |               |                |
| Rotary, aniline, or bag machine presses.....  | 1.200         | 40.0           | 1.200         | 40.0           |
| <b>Duluth, Minn.</b>  |               |                |               |                |
| 1.050   | 40.0          | 1.050          | 40.0          |                |
| <b>El Paso, Tex.</b>  |               |                |               |                |
| 1.101   | 40.0          | 1.031          | 40.0          |                |
| <b>Erie, Pa.</b>  |               |                |               |                |
| 1.100   | 40.0          | 1.100          | 40.0          |                |
| <b>Grand Rapids, Mich.</b>  |               |                |               |                |
| 1.100   | 40.0          | 1.100          | 40.0          |                |
| <b>Houston, Tex.</b>  |               |                |               |                |
| 1.100   | 40.0          | 1.100          | 40.0          |                |
| Foremen on 2-color presses.....   | 1.225         | 40.0           | 1.225         | 40.0           |
| Wax paper printing:   |               |                |               |                |
| Rotary presses.....   | 1.100         | 40.0           | 1.100         | 40.0           |
| Foremen.....  | 1.250         | 40.0           | 1.125         | 40.0           |
| <b>Indianapolis, Ind.</b>   |               |                |               |                |
| Rotary pressmen.....  | 1.200         | 40.0           | 1.200         | 40.0           |
| Offset pressmen.....  | 1.296         | 40.0           | 1.296         | 40.0           |
| Rotary pressmen (bread wrapper printing).....   | 1.200         | 40.0           | 1.200         | 40.0           |



TABLE 13.—Union Scales of Wages and Hours in the BOOK AND JOB Printing Trades in Selected Cities, July 1, 1943 and June 1, 1942—Continued

## CYLINDER PRESSMEN—Continued

| City   | July 1, 1943  |                | June 1, 1942  |                |
|--|---------------|----------------|---------------|----------------|
|  | Rate per hour | Hours per week | Rate per hour | Hours per week |
| Jackson, Miss.   | \$0.900       | 40.0           | \$0.900       | 40.0           |
| Foremen  | 1.000         | 40.0           | 1.000         | 40.0           |
| Jacksonville, Fla.   | 1.000         | 40.0           | 1.000         | 40.0           |
| Kansas City, Mo.   | 1.265         | 40.0           | 1.200         | 40.0           |
| Foremen  | 1.340         | 40.0           | 1.335         | 40.0           |
| 1 cylinder and 1 automatic platen press, 2 cylinder presses, 1 two-color press, 1 press with Upham attachment, 1 cylinder and 1 or 2 hand-fed platen presses | 1.335         | 40.0           | 1.260         | 40.0           |
| Little Rock, Ark.  | .975          | 40.0           | .975          | 40.0           |
| Foremen  | 1.075         | 40.0           | 1.075         | 40.0           |
| Los Angeles, Calif.  | 1.195         | 40.0           | 1.125         | 40.0           |
| Foremen  | 1.270         | 40.0           | 1.200         | 40.0           |
| Flat-bed web presses   | 1.233         | 40.0           | 1.163         | 40.0           |
| Louisville, Ky.:   |               |                |               |                |
| Small 1-color press under 65 inches, Lisenby presses   | 1.025         | 40.0           | 1.025         | 40.0           |
| 1 cylinder press over 65 inches  | 1.075         | 40.0           | 1.075         | 40.0           |
| 1 two-color flat-bed press or 1 perfector press  | 1.100         | 40.0           | 1.100         | 40.0           |
| Offset presses:  |               |                |               |                |
| 1 roll-fed   | 1.375         | 40.0           | 1.375         | 40.0           |
| 1 two-color  | 1.325         | 40.0           | 1.325         | 40.0           |
| 1 press, 17 by 22 inches or under  | 1.075         | 40.0           | 1.075         | 40.0           |
| 1 press, 17 by 22 to 40 inches   | 1.200         | 40.0           | 1.200         | 40.0           |
| Job automatic cylinder presses:  |               |                |               |                |
| 1 Kelly B or 1 Kelly 17 by 22 inches, 1 Kelly No. 1, 1 Miehle vertical, 1 Miller Hi-Speed, 1 Miller Simplex  | 1.025         | 40.0           | 1.025         | 40.0           |
| 1 Kelly No. 2, 1 Miehle horizontal, 1 Miller Major Simplex   | 1.075         | 40.0           | 1.075         | 40.0           |
| Rotary presses:  |               |                |               |                |
| 1- or 2-color roll-feed presses  | 1.225         | 40.0           | 1.225         | 40.0           |
| 1 Kidder or Harris press   | 1.025         | 40.0           | 1.025         | 40.0           |
| 2 Kidder or Harris presses   | 1.100         | 40.0           | 1.100         | 40.0           |
| Manchester, N. H.  | .900          | 40.0           | .900          | 40.0           |
| Automatic presses  | .850          | 40.0           | .850          | 40.0           |
| Memphis, Tenn.   | 1.000         | 40.0           | .910          | 40.0           |
| Foremen  | 1.125         | 40.0           | 1.040         | 40.0           |
| Cylinder 2-color press over 26 by 28 inches  | 1.040         | 40.0           | .970          | 40.0           |
| Offset presses:  |               |                |               |                |
| 17 by 22 inches  | 1.000         | 40.0           | .910          | 40.0           |
| 20 by 26 inches to 22 by 34 inches   | 1.025         | 40.0           | .940          | 40.0           |
| 2-color  | 1.150         | 40.0           | 1.020         | 40.0           |
| Milwaukee, Wis.:   |               |                |               |                |
| Cylinder and rotary presses  | 1.210         | 40.0           | 1.185         | 40.0           |
| Double-roll rotary presses, any press that prints 3 or more colors   | 1.273         | 40.0           | 1.247         | 40.0           |
| Cox Duplex or Goss flat-bed  | 1.310         | 40.0           | 1.285         | 40.0           |
| Novelty work:  |               |                |               |                |
| Revelation department:   |               |                |               |                |
| Bread wrapper presses  | 1.225         | 40.0           | 1.175         | 40.0           |
| Rotogravure department:  |               |                |               |                |
| Class A  | 1.050         | 40.0           | 1.000         | 40.0           |
| Class B  | .950          | 40.0           | .900          | 40.0           |
| Lustro department:   |               |                |               |                |
| Class A  | 1.100         | 40.0           | 1.050         | 40.0           |
| Class B  | 1.000         | 40.0           | .950          | 40.0           |
| Bag department   | 1.000         | 40.0           | .950          | 40.0           |
| Carton department  | .950          | 40.0           | .900          | 40.0           |
| Minneapolis, Minn.:  |               |                |               |                |
| Men-in-charge of 4 cylinder presses  | 1.340         | 40.0           | 1.265         | 40.0           |
| Men-in-charge of 3 cylinder presses; 2 color double enders or single-roll rotary presses   | 1.310         | 40.0           | 1.235         | 40.0           |
| 1 or 2 single cylinder presses, 1 Kelly A or Miehle vertical press, 1 single cylinder and 1 platen press   | 1.210         | 40.0           | 1.135         | 40.0           |
| Envelope printing:   |               |                |               |                |
| Stokes or Harris presses   | 1.050         | 40.0           | .975          | 40.0           |
| Combination job presses and compositors  | 1.100         | 40.0           | 1.025         | 40.0           |
| Mobile, Ala.   | 1.050         | 40.0           | 1.050         | 40.0           |
| Moline, Ill. (See Rock Island (Ill.) district.)  |               |                |               |                |
| Nashville, Tenn.:  |               |                |               |                |
| Agreement A:   |               |                |               |                |
| 1 or 2 presses   | 1.013         | 40.0           | .988          | 40.0           |
| Agreement B  | .988          | 40.0           |               |                |
| Men-in-charge  | 1.038         | 40.0           |               |                |

TABLE 13.—*Union Scales of Wages and Hours in the BOOK AND JOB Printing Trades in Selected Cities, July 1, 1943, and June 1, 1942—Continued*

## CYLINDER PRESSMEN—Continued

| City  | July 1, 1943  |                | June 1, 1942  |                |
|---|---------------|----------------|---------------|----------------|
|   | Rate per hour | Hours per week | Rate per hour | Hours per week |
| Newark, N. J.:  |               |                |               |                |
| Cylinder presses:   |               |                |               |                |
| 1 three-color Sterling.....   | \$1.525       | 40.0           | \$1.450       | 40.0           |
| 1 two-color, over 70 inches.....  | 1.513         | 40.0           | 1.438         | 40.0           |
| 1 single color with bronzing attachments, over 68 inches.....   | 1.463         | 40.0           | 1.400         | 40.0           |
| 1 special Kidder, Prudential.....   | 1.463         | 40.0           | 1.388         | 40.0           |
| 4-color Kidder (wax paper printing).....  | 1.350         | 40.0           | 1.275         | 40.0           |
| Cylinder and job presses:   |               |                |               |                |
| 1 or 2 job cylinder presses with automatic feeders; 1 job cylinder press with automatic feeder and 1 automatic-feed platen press; 1 job cylinder press with automatic feeder and 2 hand-fed platen presses; 1 or 2 single cylinder presses, not over 68 inches; 1 Duplex web press..... | 1.413         | 40.0           | 1.338         | 40.0           |
| 1 two-color Harris press, 15 by 18 inches.....  | 1.325         | 40.0           | 1.250         | 40.0           |
| Seal presses.....   | 1.075         | 40.0           | 1.000         | 40.0           |
| New Haven, Conn.:   |               |                |               |                |
| Magazine work.....  | 1.125         | 40.0           | 1.050         | 40.0           |
| Miehle vertical and horizontal presses.....   | 1.150         | 40.0           | 1.050         | 40.0           |
| 2-color presses.....  | 1.100         | 40.0           | 1.000         | 40.0           |
| 2-color presses.....  | 1.225         | 40.0           | 1.125         | 40.0           |
| New Orleans, La.:   |               |                |               |                |
| Foremen.....  | 1.125         | 40.0           | 1.050         | 40.0           |
| Offset presses.....   | 1.250         | 40.0           | 1.175         | 40.0           |
| Combination cylinder and platen presses.....  | 1.250         | 40.0           | 1.125         | 40.0           |
| Combination cylinder and platen presses.....  | 1.125         | 40.0           | 1.050         | 40.0           |
| New York, N. Y.:  |               |                |               |                |
| 5-color Cottrell presses.....   | 1.773         | 40.0           | 1.736         | 40.0           |
| McKee process presses.....  | 1.705         | 40.0           | 1.668         | 40.0           |
| 1 sheet-feed rotary press with color.....   | 1.636         | 40.0           | 1.599         | 40.0           |
| 1 two-color flat-bed press over 70 inches.....  | 1.614         | 40.0           | 1.576         | 40.0           |
| 1 sheet-feed rotary or offset-press, permanent provers, 1 press with bronzing attachments, 2 cylinder presses on color register work, 1 two-color flat-bed press under 70 inches, 1 two-color Harris press, 28 by 34 inches and up.....   | 1.589         | 40.0           | 1.531         | 40.0           |
| 1 or 2 automatic job cylinder presses over 22 inches and under 29 inches, 1 cylinder press over 68 inches, 1 or 2 cylinder presses not over 68 inches, 1 perfecting press, 1 poster press, 28 by 41 inches or over, 1 label press.....  | 1.500         | 40.0           | 1.463         | 40.0           |
| 3- or 4-color or process presses:   |               |                |               |                |
| 46 inches or under.....   | 1.705         | 40.0           | 1.668         | 40.0           |
| Over 46 inches.....   | 1.750         | 40.0           | 1.713         | 40.0           |
| Double roll presses:  |               |                |               |                |
| 46 inches or under.....   | 1.683         | 40.0           | 1.645         | 40.0           |
| Over 46 inches.....   | 1.728         | 40.0           | 1.690         | 40.0           |
| Single roll presses:  |               |                |               |                |
| 46 inches or under.....   | 1.636         | 40.0           | 1.599         | 40.0           |
| Over 46 inches.....   | 1.683         | 40.0           | 1.645         | 40.0           |
| Cox Duplex presses, or multi-ticket presses.....  | 1.569         | 40.0           | 1.531         | 40.0           |
| Second men.....   | 1.546         | 40.0           | 1.509         | 40.0           |
| Brakemen or tension men on presses.....   | 1.500         | 40.0           | 1.463         | 40.0           |
| 2-color automatic cylinder presses:   |               |                |               |                |
| Group A.....  | 1.636         | 40.0           | 1.599         | 40.0           |
| Group B.....  | 1.705         | 40.0           | 1.668         | 40.0           |
| Single color automatic cylinder presses:  |               |                |               |                |
| Group A.....  | 1.500         | 40.0           | 1.463         | 40.0           |
| Group B.....  | 1.569         | 40.0           | 1.531         | 40.0           |
| Group C.....  | 1.636         | 40.0           | 1.599         | 40.0           |
| Combination presses:  |               |                |               |                |
| 1 cylinder and 1 or 2 hand platens; 1 cylinder and 1 automatic platen.....  | 1.500         | 40.0           | 1.463         | 40.0           |
| 1 cylinder and 1 automatic job cylinder up to and including 31 inches.....  | 1.546         | 40.0           | 1.509         | 40.0           |
| Norfolk, Va.:   |               |                |               |                |
| Foremen.....  | .950          | 40.0           | .950          | 40.0           |
| Oklahoma City, Okla.:   |               |                |               |                |
| Foremen (no journeymen).....  | 1.088         | 40.0           | 1.088         | 40.0           |
| Pressmen (under foremen).....   | 1.000         | 40.0           | 1.000         | 40.0           |
| Foremen, 1 Kelly press.....   | 1.238         | 40.0           | 1.238         | 40.0           |
| Omaha, Nebr.:   |               |                |               |                |
| Foremen.....  | 1.060         | 40.0           | 1.060         | 40.0           |
| Peoria, Ill.:   |               |                |               |                |
| Foremen.....  | 1.150         | 40.0           | 1.150         | 40.0           |
| Color printing work.....  | 1.240         | 40.0           | 1.240         | 40.0           |
| Men-in-charge.....  | 1.236         | 38.3           | 1.175         | 38.3           |
| Men-in-charge.....  | 1.451         | 38.3           | 1.370         | 38.3           |
| Philadelphia, Pa.:  |               |                |               |                |
| Presses, 68 inches or under.....  | 1.320         | 40.0           | 1.250         | 40.0           |
| Pressmen on 2-color work.....   | 1.370         | 40.0           | 1.300         | 40.0           |
| Rotary roll-feed presses.....   | 1.480         | 40.0           | 1.410         | 40.0           |

TABLE 13.—*Union Scales of Wages and Hours in the BOOK AND JOB Printing Trades in Selected Cities, July 1, 1943, and June 1, 1942—Continued*

| City   | July 1, 1943  |                | June 1, 1942  |                |
|--|---------------|----------------|---------------|----------------|
|  | Rate per hour | Hours per week | Rate per hour | Hours per week |
| <b>Philadelphia, Pa.—Continued.</b>  |               |                |               |                |
| Rotary roll-feed presses:  |               |                |               |                |
| 2-color presses:   |               |                |               |                |
| First pressmen   | \$1.520       | 40.0           | \$1.450       | 40.0           |
| Second pressmen  | 1.380         | 40.0           | 1.310         | 40.0           |
| Jitney presses   | 1.370         | 40.0           | 1.300         | 40.0           |
| Rotary sheet-feed presses, 4-color McKee presses 70 inches or under  | 1.520         | 40.0           | 1.450         | 40.0           |
| U. P. M. sheet-feed presses with automatic attachments   | 1.395         | 40.0           | 1.325         | 40.0           |
| Rotary presses (wax paper printing)  | 1.290         | 40.0           | 1.290         | 40.0           |
| Phoenix, Ariz.   | 1.180         | 40.0           | 1.160         | 40.0           |
| <b>Pittsburgh, Pa.:</b>  |               |                |               |                |
| Cylinder or combination web and cylinder presses   | 1.255         | 40.0           | 1.225         | 40.0           |
| 2-color presses  | 1.370         | 40.0           | 1.340         | 40.0           |
| Offset presses, 2-color  | 1.605         | 40.0           | 1.575         | 40.0           |
| Portland, Maine  | .875          | 40.0           | .875          | 40.0           |
| Portland, Oregon   | 1.250         | 40.0           | 1.180         | 40.0           |
| Offset presses   | 1.300         | 40.0           | 1.230         | 40.0           |
| Foremen:   |               |                |               |                |
| 2 presses or less  | 1.313         | 40.0           | 1.243         | 40.0           |
| 3 or more presses  | 1.375         | 40.0           | 1.305         | 40.0           |
| Providence, R. I.  | 1.000         | 40.0           | 1.000         | 40.0           |
| 2-color presses 46 by 64 inches, rotary roll-feed presses  | 1.250         | 40.0           | 1.250         | 40.0           |
| 2-color presses 25 by 38 inches  | 1.150         | 40.0           | 1.150         | 40.0           |
| Automatic job cylinder presses; Chandler and Price; Little Giant, 12 by 18 inches; Miller Hi-Speed, 13 by 20 inches; Kelly A, 13½ by 20 inches; Kelly Clipper, 14 by 20½ inches; A. T. F. or Kelly B, 17 by 22 inches; Miller Simplex 20 by 26 inches; Miehle horizontal, 22 by 28 inches; Kelly No. 1, 22 by 28 inches; Miehle Pony, 22½ by 34 inches; Kelly No. 2, 24 by 35 inches | 1.000         | 40.0           | 1.000         | 40.0           |
| Reading, Pa.   | 1.020         | 40.0           | 1.020         | 40.0           |
| Foremen  | 1.260         | 40.0           | 1.260         | 40.0           |
| Assistant foremen  | 1.120         | 40.0           | 1.120         | 40.0           |
| <b>Richmond, Va.:</b>  |               |                |               |                |
| Agreement A:   | .950          | 40.0           | .950          | 40.0           |
| Perfector or 2-color presses   | 1.150         | 40.0           | 1.150         | 40.0           |
| Platemn.   | 1.000         | 40.0           | 1.000         | 40.0           |
| Agreement B:   |               |                |               |                |
| Platemn and cylinder presses, 1-color presses  | 1.050         | 40.0           | .950          | 40.0           |
| Envelope rotary presses  | .870          | 40.0           | .870          | 40.0           |
| <b>Rochester, N. Y.:</b>   |               |                |               |                |
| Agreement A:   |               |                |               |                |
| Duplex presses   | 1.350         | 40.0           | 1.300         | 40.0           |
| Cylinder presses; Kelly No. 1 or No. 2 presses; 2 Kelly A or B presses; 2 vertical presses   | 1.200         | 40.0           | 1.150         | 40.0           |
| 1 Kelly C press  | 1.150         | 40.0           | 1.100         | 40.0           |
| 1 Kelly A or B or 1 vertical press   | 1.100         | 40.0           | 1.050         | 40.0           |
| Agreement B:   | 1.210         | 40.0           | 1.160         | 40.0           |
| Vertical presses   | 1.100         | 40.0           | 1.050         | 40.0           |
| Cylinder presses   | 1.150         | 40.0           | 1.150         | 40.0           |
| Cylinder foremen or rotary pressmen-in-charge  | 1.300         | 40.0           | 1.300         | 40.0           |
| Rotary pressmen—first assistants   | 1.150         | 40.0           | 1.150         | 40.0           |
| Rotary pressmen—second and third assistants  | 1.100         | 40.0           | 1.100         | 40.0           |
| <b>St. Louis, Mo.</b>  |               |                |               |                |
| 1 four- or five-color press  | 1.410         | 40.0           | 1.410         | 40.0           |
| Single or 2-roll rotary presses  | 1.380         | 40.0           | 1.380         | 40.0           |
| 2-color Claybourn presses; rotogravure presses, sheet; double cylinder perfecting presses  | 1.280         | 40.0           | 1.280         | 40.0           |
| Second pressmen on 5-color presses or 2-roll rotary presses; 2-color presses; 2 automatic presses over 19 by 25 inches; 2 cylinder presses 25 by 38 inches but under 68 inches; 1 press 68 inches or larger; 1 automatic press over 19 by 35 inches and 2 platen presses   | 1.270         | 40.0           | 1.270         | 40.0           |
| 2 automatic presses 17 by 22 inches to 19 by 25 inches; 1 automatic press 17 by 22 inches to 19 by 25 inches and 2 platen presses  | 1.210         | 40.0           | 1.210         | 40.0           |
| 1 automatic press less than 17 by 22 inches and 3 platen presses   | 1.190         | 40.0           | 1.190         | 40.0           |
| 2 automatic presses less than 17 by 22 inches; 1 automatic press less than 17 by 22 inches with 2 platen presses   | 1.170         | 40.0           | 1.170         | 40.0           |
| 2 cylinder presses 24 by 36 inches or less; 1 cylinder press 25 by 38 inches but under 68 inches   | 1.150         | 40.0           | 1.150         | 40.0           |
| 1 press 24 by 36 inches or less  | 1.100         | 40.0           | 1.100         | 40.0           |
| Coupon presses:  |               |                |               |                |
| 42-inch presses  | 1.120         | 40.0           | 1.120         | 40.0           |
| 28-inch presses  | 1.080         | 40.0           | 1.080         | 40.0           |

TABLE 13.—Union Scales of Wages and Hours in the BOOK AND JOB Printing Trades in Selected Cities, July 1, 1943, and June 1, 1942—Continued

| City  | July 1, 1943  |                | June 1, 1942  |                |
|---|---------------|----------------|---------------|----------------|
|   | Rate per hour | Hours per week | Rate per hour | Hours per week |
| <b>St. Paul, Minn.:</b>   |               |                |               |                |
| <b>Agreement A:</b>   |               |                |               |                |
| 2-color presses, double-ender presses.....  | \$1.295       | 40.0           | \$1.250       | 40.0           |
| 1 or 2 single cylinder presses; 3 cylinder presses on im-<br>printing; 1 single cylinder press and 1 platen press;<br>any of the following presses: Kelly, Miehle, vertical,<br>Miehle horizontal, Miller Hi-Speed; and any 2 of the<br>following presses: Harris Imprint, Kelly A or B, or<br>Miehle vertical..... | 1.205         | 40.0           | 1.160         | 40.0           |
| <b>Gravure:</b>   |               |                |               |                |
| 4-color presses.....  | 1.395         | 40.0           | 1.350         | 40.0           |
| Harris presses, Perfection double-ender; and web<br>double-ender presses.....   | 1.270         | 40.0           | 1.225         | 40.0           |
| Waite presses.....  | 1.205         | 40.0           | 1.160         | 40.0           |
| <b>Agreement B:</b>   |               |                |               |                |
| 2-color, double-ender presses; men-in-charge of rotary<br>presses.....  | 1.305         | 40.0           | 1.245         | 40.0           |
| 1 or 2 single cylinder presses; 1 cylinder and 1 platen<br>press; any 1 of the following presses: Kelly, Miehle<br>vertical, Simplex, horizontal, Miller Hi-Speed.....  | 1.205         | 40.0           | 1.145         | 40.0           |
| <b>Envelope printing:</b>   |               |                |               |                |
| Stokes or Harris presses.....   | 1.050         | 40.0           | .975          | 40.0           |
| <b>Salt Lake City, Utah:</b>  |               |                |               |                |
| Foremen.....  | 1.050         | 40.0           | 1.050         | 40.0           |
| <b>San Antonio, Tex.:</b>   |               |                |               |                |
| Foremen.....  | .900          | 40.0           | .900          | 40.0           |
| <b>San Francisco, Calif.:</b>   |               |                |               |                |
| Cylinder or manifold presses.....   | 1.356         | 40.0           | 1.356         | 40.0           |
| Foreman of cylinder or manifold presses; flatbed web presses.....   | 1.431         | 40.0           | 1.431         | 40.0           |
| Rotary magazine presses:  |               |                |               |                |
| First position.....   | 1.506         | 40.0           | 1.506         | 40.0           |
| Second position.....  | 1.356         | 40.0           | 1.356         | 40.0           |
| <b>Scranton, Pa.:</b>   |               |                |               |                |
| 2-color presses.....  | 1.303         | 40.0           | 1.283         | 40.0           |
| 1 or 2 presses.....   | 1.203         | 40.0           | 1.183         | 40.0           |
| <b>Seattle, Wash.:</b>  |               |                |               |                |
| Rotary web presses.....   | 1.375         | 40.0           | 1.250         | 40.0           |
| Offset presses.....   | 1.521         | 35.0           | 1.521         | 40.0           |
| Envelope printing.....  | 1.375         | 40.0           | 1.250         | 40.0           |
| Foremen.....  | 1.160         | 40.0           |               |                |
| Foremen.....  | 1.265         | 40.0           | 1.265         | 40.0           |
| <b>South Bend, Ind.:</b>  |               |                |               |                |
| 2-color presses.....  | 1.200         | 40.0           | 1.200         | 40.0           |
| Offset presses, 17 by 22 inches or less.....  | 1.250         | 40.0           | 1.250         | 40.0           |
| Automatic job cylinder presses.....   | 1.200         | 40.0           | 1.200         | 40.0           |
| Foremen.....  | 1.150         | 40.0           | 1.180         | 40.0           |
| <b>Spokane, Wash.:</b>  |               |                |               |                |
| Foremen.....  | 1.100         | 40.0           | 1.000         | 40.0           |
| <b>Springfield, Mass.:</b>  |               |                |               |                |
| 2-color presses.....  | 1.100         | 40.0           | 1.100         | 40.0           |
| Rotary roll-feed presses.....   | 1.200         | 40.0           | 1.200         | 40.0           |
| Foremen.....  | 1.000         | 40.0           | 1.000         | 40.0           |
| <b>Tampa, Fla.:</b>   |               |                |               |                |
| <b>Agreement A:</b>   |               |                |               |                |
| Offset presses.....   | 1.000         | 40.0           | 1.000         | 40.0           |
| <b>Agreement B:</b>   |               |                |               |                |
| Offset presses.....   | 1.250         | 40.0           |               |                |
| <b>Agreement C:</b>   |               |                |               |                |
| Offset presses.....   | 1.000         | 40.0           | 1.000         | 40.0           |
| <b>Agreement D:</b>   |               |                |               |                |
| Foremen.....  | 1.125         | 40.0           | 1.125         | 40.0           |
| 2 cylinder presses.....   | 1.000         | 40.0           | 1.000         | 40.0           |
| 2 Miehle vertical presses.....  | .900          | 40.0           | .900          | 40.0           |
| <b>Toledo, Ohio:</b>  |               |                |               |                |
| Foremen.....  | 1.250         | 40.0           | 1.175         | 40.0           |
| <b>Washington, D. C.:</b>   |               |                |               |                |
| Rotary, 1 five-color Cottrell-McKee press.....  | 1.814         | 40.0           | 1.731         | 40.0           |
| 1 U. P. M. rotary press, 1 offset press over 42 inches.....   | 1.448         | 40.0           | 1.365         | 40.0           |
| 1 Perfector press, 1 two-color press.....   | 1.383         | 40.0           | 1.300         | 40.0           |
| Job automatic cylinder presses:   |               |                |               |                |
| 1 or 2 Miehle vertical presses, any cylinder press 20 in-<br>ches or under, 1 or 2 Kelly job presses, 1 offset press<br>24 inches or under, 1 or 2 Miller Hi-Speed presses.....   | 1.283         | 40.0           | 1.200         | 40.0           |
| <b>Wichita, Kans.:</b>  |               |                |               |                |
| 2 cylinder presses; 1 cylinder and 2 platen presses; 1 two-<br>color press; 1 job cylinder and 1 or 2 platen presses.....   | 1.050         | 40.0           | 1.050         | 40.0           |
| Rotary presses.....   | 1.100         | 40.0           | 1.100         | 40.0           |
| <b>York, Pa.:</b>   |               |                |               |                |
| Cylinder and automatic job cylinder presses.....  | 1.050         | 40.0           | 1.050         | 40.0           |
| Perfector presses.....  | 1.100         | 40.0           | 1.100         | 40.0           |
| <b>Youngstown, Ohio:</b>  |               |                |               |                |
| Cylinder and automatic job cylinder presses.....  | 1.125         | 40.0           | 1.125         | 40.0           |
| Rotary web presses.....   | 1.150         | 40.0           | 1.150         | 40.0           |

**TABLE 13.—Union Scales of Wages and Hours in the BOOK AND JOB Printing Trades in Selected Cities, July 1, 1943, and June 1, 1942—Continued****PLATEN PRESSMEN**

| City   | July 1, 1943  |                | June 1, 1942  |                |
|--|---------------|----------------|---------------|----------------|
|  | Rate per hour | Hours per week | Rate per hour | Hours per week |
| Atlanta, Ga.   | \$1.045       | 40.0           | \$1.000       | 40.0           |
| Baltimore, Md.   | .950          | 40.0           | .900          | 40.0           |
| Binghamton, N. Y.:   |               |                |               |                |
| Agreement A, automatic presses.  | .875          | 40.0           | .875          | 40.0           |
| Agreement B, hand-fed presses.   | .730          | 40.0           | .630          | 40.0           |
| Agreement C, automatic job presses.  | .806          | 40.0           | .750          | 40.0           |
| Birmingham, Ala.   | .810          | 40.0           | .710          | 40.0           |
| Boston, Mass.:   |               |                |               |                |
| 2 automatic presses.   | 1.115         | 40.0           | 1.040         | 40.0           |
| Hand-fed presses.  | 1.055         | 40.0           | .980          | 40.0           |
| Buffalo, N. Y.   | 1.075         | 40.0           | 1.075         | 40.0           |
| Butte, Mont.   | 1.002         | 40.0           | 1.002         | 40.0           |
| Charleston, W. Va.: Automatic presses.   | 1.105         | 40.0           | 1.050         | 40.0           |
| Charlotte, N. C.   | .780          | 40.0           | .780          | 40.0           |
| Chicago, Ill.:   |               |                |               |                |
| Job presses:   |               |                |               |                |
| 1 to 3 presses.  | 1.250         | 40.0           | 1.225         | 40.0           |
| 4 presses, hand-fed.   | 1.275         | 40.0           | 1.250         | 40.0           |
| 5 presses, hand-fed.   | 1.313         | 40.0           | 1.288         | 40.0           |
| 6 presses, hand-fed.   | 1.350         | 40.0           | 1.325         | 40.0           |
| Cincinnati, Ohio:  |               |                |               |                |
| 1 or 2 presses.  | .925          | 40.0           | .900          | 40.0           |
| 3 presses.   | .963          | 40.0           | .938          | 40.0           |
| 4 presses.   | .988          | 40.0           | .963          | 40.0           |
| 5 presses.   | 1.013         | 40.0           | .988          | 40.0           |
| 2 or 3 platen presses and 1 single color cylinder press under 25 by 38 inches. | 1.181         | 40.0           | 1.144         | 40.0           |
| Cleveland, Ohio:   |               |                |               |                |
| 1 or 2 presses.  | 1.037         | 37.5           | 1.037         | 37.5           |
| 3 or 4 presses.  | 1.132         | 37.5           | 1.132         | 37.5           |
| 5 or more presses.   | 1.219         | 37.5           | 1.219         | 37.5           |
| Columbus, Ohio.  | 1.300         | 40.0           | 1.250         | 40.0           |
| Dallas, Tex.   | .800          | 40.0           | .800          | 40.0           |
| Davenport, Iowa. (See Rock Island (Ill.) district.)                            |               |                |               |                |
| Dayton, Ohio:  |               |                |               |                |
| 1 or 2 job presses.  | 1.025         | 40.0           | 1.025         | 40.0           |
| 3 job presses.   | 1.125         | 40.0           | 1.125         | 40.0           |
| 4 or 5 job presses.  | 1.225         | 40.0           | 1.225         | 40.0           |
| Denver, Colo.  | 1.090         | 40.0           | 1.090         | 40.0           |
| Des Moines, Iowa.  | 1.080         | 40.0           | 1.020         | 40.0           |
| Detroit, Mich.:  |               |                |               |                |
| Mechanical presses, hand-fed presses.  | 1.175         | 40.0           | 1.100         | 40.0           |
| Imprinting press operators on platen presses.                                  | 1.120         | 40.0           | 1.025         | 40.0           |
| Duluth, Minn.  | .775          | 40.0           | .775          | 40.0           |
| El Paso, Tex.  | 1.101         | 40.0           | 1.031         | 40.0           |
| Erie, Pa.  | 1.100         | 40.0           | 1.100         | 40.0           |
| Grand Rapids, Mich.  | .900          | 40.0           | .900          | 40.0           |
| Houston, Tex.:   |               |                |               |                |
| 1 or 2 presses.  | .850          | 40.0           | .850          | 40.0           |
| 3 presses.   | .925          | 40.0           | .925          | 40.0           |
| Indianapolis, Ind.:  |               |                |               |                |
| 1 or 2 presses.  | 1.064         | 40.0           | 1.064         | 40.0           |
| 3 presses.   | 1.118         | 40.0           | 1.118         | 40.0           |
| 5 presses.   | 1.200         | 40.0           | 1.200         | 40.0           |
| Jackson, Miss.   | .800          | 40.0           | .800          | 40.0           |
| Jacksonville, Fla.:  |               |                |               |                |
| 1 or 2 presses.  | .800          | 40.0           | .800          | 40.0           |
| 3 or 4 presses.  | .875          | 40.0           | .875          | 40.0           |
| Kansas City, Mo.:  |               |                |               |                |
| 1 or 2 presses.  | 1.185         | 40.0           | 1.130         | 40.0           |
| 3 presses.   | 1.220         | 40.0           | 1.160         | 40.0           |
| 4 presses.   | 1.240         | 40.0           | 1.180         | 40.0           |
| Little Rock, Ark.  | .975          | 40.0           | .975          | 40.0           |
| Los Angeles, Calif.:   |               |                |               |                |
| Foremen.   | 1.120         | 40.0           | 1.050         | 40.0           |
| Louisville, Ky.:   |               |                |               |                |
| 1 press, hand-fed.   | .888          | 40.0           | .888          | 40.0           |
| 2 presses, hand-fed.   | .863          | 40.0           | .863          | 40.0           |
| 3 presses, hand-fed.   | .888          | 40.0           | .888          | 40.0           |
| 4 presses, hand-fed.   | .913          | 40.0           | .913          | 40.0           |
| 5 presses, hand-fed.   | .950          | 40.0           | .950          | 40.0           |
| Manchester, N. H.  | .750          | 40.0           | .750          | 40.0           |
| Memphis, Tenn.:  |               |                |               |                |
| Foremen.   | 1.000         | 40.0           | .900          | 40.0           |
| Milwaukee, Wis.:   |               |                |               |                |
| Foremen.   | 1.060         | 40.0           | .970          | 40.0           |
| Novelty work.  | 1.098         | 40.0           | 1.072         | 40.0           |
|  | 1.030         | 40.0           | .980          | 40.0           |

TABLE 13.—*Union Scales of Wages and Hours in the BOOK AND JOB Printing Trades in Selected Cities, July 1, 1943, and June 1, 1942—Continued*

PLATEN PRESSMEN—Continued

| City  | July 1, 1943  |                | June 1, 1942  |                |
|---|---------------|----------------|---------------|----------------|
|   | Rate per hour | Hours per week | Rate per hour | Hours per week |
| <b>Minneapolis, Minn.:</b>  |               |                |               |                |
| 1 press.....  | \$0.890       | 40.0           | \$0.820       | 40.0           |
| 2 presses.....  | .970          | 40.0           | .890          | 40.0           |
| 3 presses.....  | 1.060         | 40.0           | .980          | 40.0           |
| 4 presses.....  | 1.130         | 40.0           | 1.050         | 40.0           |
| Men-in-charge of more than 4 presses.....   | 1.210         | 40.0           | 1.125         | 40.0           |
| Envelope printing:  |               |                |               |                |
| 2 presses.....  | .900          | 40.0           | .850          | 40.0           |
| 3 presses.....  | .950          | 40.0           | .900          | 40.0           |
| <b>Mobile, Ala.</b> .....   | .950          | 40.0           | .950          | 40.0           |
| <b>Moline, Ill. (See Rock Island (Ill.) district.)</b>  |               |                |               |                |
| <b>Nashville, Tenn.:</b>  |               |                |               |                |
| 1 press.....  | .723          | 40.0           | .698          | 40.0           |
| 2 presses.....  | .788          | 40.0           | .763          | 40.0           |
| <b>Newark, N. J.:</b>   |               |                |               |                |
| 1 to 3 hand-fed presses.....  | 1.231         | 40.0           | 1.156         | 40.0           |
| 4 hand-fed presses.....   | 1.281         | 40.0           | 1.206         | 40.0           |
| 5 hand-fed presses.....   | 1.325         | 40.0           | 1.250         | 40.0           |
| 1 New Era press.....  | 1.413         | 40.0           | 1.338         | 40.0           |
| <b>New Haven, Conn.:</b>  |               |                |               |                |
| Magazine work.....  | .925          | 40.0           | .825          | 40.0           |
| <b>New Orleans, La.</b> .....   | .925          | 40.0           | .925          | 40.0           |
| <b>New York, N. Y.:</b>   |               |                |               |                |
| Provers.....  | 1.500         | 40.0           | 1.463         | 40.0           |
| 2 automatic presses over 20 inches, 2 two-color Harris presses<br>15 by 18 inches.....  | 1.446         | 40.0           | 1.409         | 40.0           |
| 1 two-color Harris press 18 by 22 inches.....   | 1.424         | 40.0           | 1.386         | 40.0           |
| 2 one-color Harris presses 18 by 22 inches or 15 by 18 inches.....  | 1.401         | 40.0           | 1.364         | 40.0           |
| 1 two-color Harris press 15 by 18 inches, 2 automatic presses<br>up to 20 inches, 1 automatic press and 2 hand-fed presses..... | 1.379         | 40.0           | 1.341         | 40.0           |
| 1 automatic platen press over 20 inches.....  | 1.355         | 40.0           | 1.318         | 40.0           |
| 2 Webendorfers or 4 platen presses.....   | 1.333         | 40.0           | 1.295         | 40.0           |
| 1 to 3 platen presses, 1 automatic platen press, 20 inches<br>or under.....   | 1.288         | 40.0           | 1.250         | 40.0           |
| <b>Oklahoma City, Okla.:</b>  |               |                |               |                |
| 1 press.....  | .875          | 40.0           | .875          | 40.0           |
| 2 or 3 presses.....   | .925          | 40.0           | .925          | 40.0           |
| <b>Omaha, Nebr.:</b>  |               |                |               |                |
| 1 Kelly, Meihle verticle, or Miller Hi-Speed press with not<br>more than 3 platens.....   | 1.060         | 40.0           | 1.060         | 0.0            |
| 3 automatic or hand-fed presses.....  | 1.010         | 40.0           | 1.010         | 40.0           |
| <b>Peoria, Ill.</b> .....   | 1.030         | 40.0           | 1.030         | 40.0           |
| Foremen.....  | 1.060         | 40.0           | 1.060         | 40.0           |
| <b>Philadelphia, Pa.</b> .....  | 1.200         | 40.0           | 1.130         | 40.0           |
| <b>Phoenix, Ariz.</b> .....   | 1.022         | 40.0           | 1.010         | 40.0           |
| <b>Pittsburgh, Pa.</b> .....  | 1.180         | 40.0           | 1.150         | 40.0           |
| <b>Portland, Maine</b> .....  | .800          | 40.0           | .830          | 40.0           |
| <b>Portland, Oreg.</b> .....  | 1.130         | 40.0           | 1.060         | 40.0           |
| Foremen.....  | 1.193         | 40.0           | 1.123         | 40.0           |
| <b>Providence, R. I.:</b>   |               |                |               |                |
| Automatic fed presses.....  | 1.000         | 40.0           | 1.000         | 40.0           |
| Hand-fed presses.....   | .925          | 40.0           | .925          | 40.0           |
| <b>Reading, Pa.:</b>  |               |                |               |                |
| 1 or 2 automatic presses.....   | .960          | 40.0           | .960          | 40.0           |
| Hand-fed presses.....   | .910          | 40.0           | .910          | 40.0           |
| <b>Richmond, Va.</b> .....  | .950          | 40.0           | .825          | 40.0           |
| <b>Rochester, N. Y.:</b>  |               |                |               |                |
| Agreement A:  |               |                |               |                |
| Automatic presses.....  | 1.200         | 40.0           | 1.150         | 40.0           |
| 1 to 3 hand-fed presses.....  | 1.100         | 40.0           | 1.050         | 40.0           |
| Agreement B:  |               |                |               |                |
| 4 hand presses or 2 automatic presses.....  | 1.100         | 40.0           | 1.050         | 40.0           |
| 1, 2, or 3 hand presses.....  | .980          | 40.0           | .930          | 40.0           |
| <b>Rock Island (Ill.) district:</b>   |               |                |               |                |
| Automatic presses.....  | 1.050         | 40.0           | 1.050         | 40.0           |
| 1 to 2 hand-fed presses.....  | 1.000         | 40.0           | 1.000         | 40.0           |
| <b>St. Louis, Mo.:</b>  |               |                |               |                |
| 1 or 2 presses.....   | 1.030         | 40.0           | 1.030         | 40.0           |
| 3 or 4 presses.....   | 1.120         | 40.0           | 1.120         | 40.0           |
| <b>St. Paul, Minn.:</b>   |               |                |               |                |
| Agreement A:  |               |                |               |                |
| 2 platen or 2 Carver presses.....   | .970          | 40.0           | .925          | 40.0           |
| Men-in-charge of more than 4 platen or 4 Carver presses.....  | 1.205         | 40.0           | 1.160         | 40.0           |
| Agreement B:  |               |                |               |                |
| 2 presses.....  | .960          | 40.0           | .910          | 40.0           |
| Envelope printing; 2 presses.....   | .900          | 40.0           | .850          | 40.0           |

TABLE 13.—Union Scales of Wages and Hours in the BOOK AND JOB Printing Trades in Selected Cities, July 1, 1943, and June 1, 1942—Continued

PLATEN PRESSMFN—Continued

| City                                      | July 1, 1943  |                | June 1, 1942  |                |
|---|---------------|----------------|---------------|----------------|
|   | Rate per hour | Hours per week | Rate per hour | Hours per week |
| Salt Lake City, Utah.....                 | \$0.875       | 40.0           | \$0.875       | 40.0           |
| Second pressmen.....                      | .800          | 40.0           | .800          | 40.0           |
| Foremen.....                              | 1.050         | 40.0           | 1.050         | 40.0           |
| San Antonio, Tex.....                     | .750          | 40.0           | .750          | 40.0           |
| San Francisco, Calif.....                 | 1.281         | 40.0           | 1.281         | 40.0           |
| Scranton, Pa.....                         | .953          | 40.0           | .933          | 40.0           |
| Seattle, Wash.....                        | 1.276         | 40.0           | 1.160         | 40.0           |
| South Bend, Ind.....                      | 1.000         | 40.0           | 1.000         | 40.0           |
| Spokane, Wash.....                        | 1.100         | 40.0           | 1.000         | 40.0           |
| Toledo, Ohio:                             |               |                |               |                |
| 1 or 2 presses.....                       | 1.125         | 40.0           | 1.050         | 40.0           |
| 3 presses.....                            | 1.175         | 40.0           | 1.100         | 40.0           |
| Washington, D. C.:                        |               |                |               |                |
| 2 automatic presses.....                  | 1.195         | 40.0           | 1.113         | 40.0           |
| 1 or 2 hand-fed or automatic presses..... | 1.133         | 40.0           | 1.050         | 40.0           |
| 1, 2, or 3 hand-fed presses.....          | 1.058         | 40.0           | .975          | 40.0           |
| Wichita, Kans.....                        | .875          | 40.0           | .875          | 40.0           |
| York, Pa.....                             | .950          | 40.0           | .950          | 40.0           |

TABLE 14.—Union Scales of Wages and Hours in the NEWSPAPER Printing Trades in Selected Cities, July 1, 1943, and June 1, 1942

COMPOSITORS, HAND: DAY WORK

| City  | July 1, 1943  |                | June 1, 1942  |                |
|---|---------------|----------------|---------------|----------------|
|   | Rate per hour | Hours per week | Rate per hour | Hours per week |
| Atlanta, Ga.....                                    | \$1.325       | 40.0           | \$1.225       | 40.0           |
| Baltimore, Md.....                                  | 1.400         | 36.7           | 1.350         | 36.7           |
| Binghamton, N. Y.....                               | 1.267         | 37.5           | 1.227         | 37.5           |
| Birmingham, Ala.....                                | 1.247         | 37.5           | 1.247         | 37.5           |
| Boston, Mass.....                                   | 1.570         | 37.5           | 1.460         | 37.5           |
| Buffalo, N. Y.....                                  | 1.427         | 37.5           | 1.347         | 37.5           |
| Butte, Mont.....                                    | 1.275         | 35.0           | 1.275         | 35.0           |
| Charleston, S. C.....                               | 1.150         | 40.0           | 1.060         | 40.0           |
| Charleston, W. Va.....                              | 1.225         | 40.0           |               |                |
| Charlotte, N. C.....                                | 1.180         | 40.0           | 1.130         | 40.0           |
| Chicago, Ill.....                                   | 1.749         | 36.3           | 1.628         | 36.3           |
| German text.....                                    | 1.350         | 30.0           | 1.350         | 30.0           |
| Hebrew text.....                                    | 1.967         | 30.0           | 1.900         | 30.0           |
| Polish text.....                                    | 1.514         | 35.0           | 1.486         | 35.0           |
| Cincinnati, Ohio.....                               | 1.451         | 37.5           | 1.451         | 37.5           |
| Cleveland, Ohio.....                                | 1.455         | 37.5           | 1.455         | 37.5           |
| Columbus, Ohio.....                                 | 1.440         | 37.5           | 1.387         | 37.5           |
| Dallas, Tex.....                                    | 1.333         | 37.5           | 1.300         | 37.5           |
| Davenport, Iowa. (See Rock Island (Ill.) district.) |               |                |               |                |
| Dayton, Ohio.....                                   | 1.413         | 37.5           | 1.275         | 37.5           |
| Denver, Colo.....                                   | 1.368         | 36.7           | 1.293         | 36.7           |
| Des Moines, Iowa.....                               | 1.350         | 40.0           | 1.300         | 40.0           |
| Detroit, Mich.....                                  | 1.612         | 37.5           | 1.612         | 37.5           |
| German text.....                                    | 1.100         | 40.0           | 1.067         | 37.5           |
| Duluth, Minn.....                                   | 1.240         | 35.5           | 1.240         | 35.5           |
| El Paso, Tex.....                                   | 1.190         | 37.5           | 1.190         | 37.5           |
| Erie, Pa.....                                       | 1.333         | 37.5           | 1.300         | 37.5           |
| Grand Rapids, Mich.....                             | 1.275         | 40.0           | 1.275         | 40.0           |
| Shopping News.....                                  | 1.175         | 40.0           | 1.175         | 40.0           |
| Houston, Tex.....                                   | 1.441         | 37.5           | 1.361         | 37.5           |
| Indianapolis, Ind.....                              | 1.370         | 37.5           | 1.370         | 37.5           |
| Jacksonville, Fla.....                              | 1.360         | 40.0           | 1.250         | 40.0           |
| Kansas City, Mo.....                                | 1.394         | 37.5           | 1.330         | 37.5           |
| Little Rock, Ark.....                               | 1.150         | 36.3           | 1.100         | 36.3           |
| Los Angeles, Calif.....                             | 1.391         | 37.5           | 1.311         | 37.5           |
| Louisville, Ky.....                                 | 1.283         | 40.0           | 1.283         | 40.0           |
| Madison, Wis.....                                   | 1.230         | 40.0           | 1.175         | 40.0           |
| Manchester, N. H.....                               | 1.160         | 37.5           | 1.093         | 37.5           |
| Memphis, Tenn.....                                  | 1.347         | 37.5           | 1.266         | 37.5           |
| Milwaukee, Wis.....                                 | 1.440         | 37.5           | 1.393         | 37.5           |

TABLE 14.—Union Scales of Wages and Hours in the NEWSPAPER Printing Trades in Selected Cities, July 1, 1943, and June 1, 1942—Continued

| City  | July 1, 1943  |                | June 1, 1942  |                |
|---|---------------|----------------|---------------|----------------|
|   | Rate per hour | Hours per week | Rate per hour | Hours per week |
| Minneapolis, Minn.                              | \$1.450       | 35.0           | \$1.400       | 35.0           |
| Shopping News                                   | 1.400         | 33.3           | 1.336         | 33.3           |
| Mobile, Ala.                                    | 1.150         | 37.5           | 1.130         | 37.5           |
| Moline, Ill. (See Rock Island (Ill.) district.) |               |                |               |                |
| Nashville, Tenn.                                | 1.170         | 40.0           | 1.153         | 40.0           |
| Newark, N. J.                                   | 1.596         | 37.5           | 1.520         | 37.5           |
| New Haven, Conn.                                | 1.175         | 40.0           | 1.175         | 40.0           |
| New Orleans, La.                                | 1.100         | 40.0           | 1.050         | 40.0           |
| New York, N. Y.                                 | 1.733         | 37.5           | 1.653         | 37.5           |
| Bohemian and Slavonic texts                     | 1.104         | 38.5           | 1.104         | 38.5           |
| Greek text                                      | 1.200         | 37.5           | 1.173         | 37.5           |
| Hebrew text                                     | 2.000         | 30.0           | 2.000         | 30.0           |
| Hungarian text                                  | 1.320         | 35.0           | 1.257         | 35.0           |
| Italian text                                    | 1.967         | 30.0           | 1.967         | 30.0           |
| Russian text                                    | 1.667         | 30.0           | 1.667         | 30.0           |
| Norfolk, Va.                                    | 1.235         | 40.0           | 1.235         | 40.0           |
| Oklahoma City, Okla.                            | 1.156         | 40.0           | 1.156         | 40.0           |
| Omaha, Nebr.                                    | 1.250         | 40.0           | 1.150         | 40.0           |
| Peoria, Ill.                                    | 1.280         | 38.3           | 1.230         | 38.3           |
| Philadelphia, Pa.                               | 1.405         | 37.5           | 1.297         | 37.5           |
| German text                                     | 1.063         | 40.0           | 1.063         | 40.0           |
| Phoenix, Ariz.                                  | 1.270         | 37.5           | 1.190         | 37.5           |
| Pittsburgh, Pa.                                 | 1.489         | 37.5           | 1.409         | 37.5           |
| Portland, Maine:                                |               |                |               |                |
| Agreement A                                     | 1.200         | 40.0           | 1.138         | 40.0           |
| Agreement B                                     | 1.030         | 40.0           |               |                |
| Portland, Oreg.                                 | 1.393         | 36.3           | 1.324         | 36.3           |
| Providence, R. I.                               | 1.363         | 40.0           | 1.363         | 40.0           |
| Reading, Pa.                                    | 1.236         | 37.5           | 1.182         | 37.5           |
| Richmond, Va.                                   | 1.212         | 40.0           | 1.212         | 40.0           |
| Rochester, N. Y.                                | 1.340         | 40.0           | 1.340         | 40.0           |
| German text                                     | .768          | 42.0           | .768          | 42.0           |
| Rock Island (Ill.) district                     | 1.280         | 38.8           | 1.200         | 38.8           |
| St. Louis, Mo.                                  | 1.434         | 36.3           | 1.434         | 36.3           |
| St. Paul, Minn.                                 | 1.450         | 35.0           | 1.384         | 35.0           |
| Salt Lake City, Utah                            | 1.280         | 36.3           | 1.180         | 37.5           |
| San Antonio, Tex.                               | 1.280         | 37.5           | 1.240         | 37.5           |
| San Francisco, Calif.                           | 1.473         | 37.5           | 1.398         | 37.5           |
| Scranton, Pa.                                   | 1.264         | 39.0           | 1.264         | 39.0           |
| Seattle, Wash.                                  | 1.407         | 35.0           | 1.407         | 35.0           |
| South Bend, Ind.                                | 1.265         | 40.0           | 1.225         | 40.0           |
| Spokane, Wash.                                  | 1.247         | 37.5           | 1.180         | 37.5           |
| Tampa, Fla.                                     | 1.240         | 37.5           | 1.160         | 37.5           |
| Toledo, Ohio                                    | 1.507         | 37.5           | 1.374         | 37.5           |
| Washington, D. C.                               | 1.469         | 35.0           | 1.469         | 35.0           |
| Wichita, Kans.                                  | 1.100         | 40.0           | 1.100         | 40.0           |
| Worcester, Mass.                                | 1.250         | 40.0           | 1.125         | 40.0           |
| Youngstown, Ohio                                | 1.373         | 37.5           | 1.373         | 37.5           |

## COMPOSITORS, HAND: NIGHT WORK

|   |         |      |         |      |
|---|---------|------|---------|------|
| Atlanta, Ga.  | \$1.388 | 40.0 | \$1.288 | 40.0 |
| Baltimore, Md.                                      | 1.470   | 36.7 | 1.420   | 36.7 |
| Binghamton, N. Y.                                   | 1.347   | 37.5 | 1.307   | 37.5 |
| Birmingham, Ala.                                    | 1.307   | 37.5 | 1.307   | 37.5 |
| Boston, Mass.                                       | 1.610   | 37.5 | 1.500   | 37.5 |
| Buffalo, N. Y.                                      | 1.493   | 37.5 | 1.413   | 37.5 |
| Butte, Mont.  | 1.346   | 35.0 | 1.346   | 35.0 |
| Charleston, S. C.                                   | 1.210   | 40.0 | 1.120   | 40.0 |
| Charleston, W. Va.                                  | 1.275   | 40.0 |         |      |
| Charlotte, N. C.                                    | 1.243   | 40.0 | 1.193   | 40.0 |
| Chicago, Ill.                                       | 1.859   | 36.3 | 1.738   | 36.3 |
| Hebrew text   | 2.622   | 22.5 | 2.533   | 22.5 |
| Polish text   | 1.571   | 35.0 | 1.543   | 35.0 |
| Cincinnati, Ohio                                    | 1.540   | 37.5 | 1.540   | 37.5 |
| Cleveland, Ohio                                     | 1.593   | 37.5 | 1.593   | 37.5 |
| Columbus, Ohio                                      | 1.529   | 37.5 | 1.475   | 37.5 |
| Dallas, Tex.  | 1.400   | 37.5 | 1.367   | 37.5 |
| Davenport, Iowa. (See Rock Island (Ill.) district.) |         |      |         |      |
| Dayton, Ohio  | 1.480   | 37.5 | 1.340   | 37.5 |
| Denver, Colo.                                       | 1.437   | 36.7 | 1.375   | 36.7 |
| Des Moines, Iowa                                    | 1.443   | 40.0 | 1.393   | 40.0 |
| Detroit, Mich.                                      | 1.700   | 37.5 | 1.700   | 37.5 |
| Duluth, Minn.                                       | 1.310   | 35.5 | 1.310   | 35.5 |



TABLE 14.—*Union Scales of Wages and Hours in the NEWSPAPER Printing Trades in Selected Cities, July 1, 1943, and June 1, 1942—Continued*

## COMPOSITORS, HAND: NIGHT WORK—Continued

| City  | July 1, 1943  |                | June 1, 1942  |                |
|---|---------------|----------------|---------------|----------------|
|   | Rate per hour | Hours per week | Rate per hour | Hours per week |
| El Paso, Tex.....                               | \$1.257       | 37.5           | \$1.257       | 37.5           |
| Erie, Pa.....                                   | 1.413         | 37.5           | 1.380         | 37.5           |
| Grand Rapids, Mich.....                         | 1.325         | 40.0           | 1.325         | 40.0           |
| Shopping News.....                              | 1.225         | 40.0           | 1.225         | 40.0           |
| Houston, Tex.....                               | 1.508         | 37.5           | 1.428         | 37.5           |
| Indianapolis, Ind.....                          | 1.470         | 37.5           | 1.470         | 37.5           |
| Jacksonville, Fla.....                          | 1.425         | 40.0           | 1.325         | 40.0           |
| Kansas City, Mo.....                            | 1.483         | 37.5           | 1.410         | 37.5           |
| Little Rock, Ark.....                           | 1.220         | 36.3           | 1.170         | 36.3           |
| Los Angeles, Calif.....                         | 1.458         | 37.5           | 1.378         | 37.5           |
| Louisville, Ky.....                             | 1.355         | 40.0           | 1.355         | 40.0           |
| Madison, Wis.....                               | 1.293         | 40.0           | 1.238         | 40.0           |
| Manchester, N. H.....                           | 1.240         | 37.5           | 1.173         | 37.5           |
| Memphis, Tenn.....                              | 1.413         | 37.5           | 1.333         | 37.5           |
| Milwaukee, Wis.....                             | 1.547         | 37.5           | 1.523         | 37.5           |
| Minneapolis, Minn.....                          | 1.530         | 35.0           | 1.480         | 35.0           |
| Shopping News.....                              | 1.480         | 33.3           | 1.416         | 33.3           |
| Mobile, Ala.....                                | 1.230         | 37.5           | 1.200         | 37.5           |
| Moline, Ill. (See Rock Island (Ill.) district.) |               |                |               |                |
| Nashville, Tenn.....                            | 1.240         | 40.0           | 1.223         | 40.0           |
| Newark, N. J.....                               | 1.663         | 37.5           | 1.587         | 37.5           |
| New Haven, Conn.....                            | 1.206         | 40.0           | 1.206         | 40.0           |
| New Orleans, La.....                            | 1.150         | 40.0           | 1.100         | 40.0           |
| New York, N. Y.....                             | 1.800         | 37.5           | 1.720         | 37.5           |
| Hebrew text.....                                | 2.667         | 22.5           | 2.667         | 22.5           |
| Italian text.....                               | 2.097         | 30.0           | 2.097         | 30.0           |
| Norfolk, Va.....                                | 1.298         | 40.0           | 1.298         | 40.0           |
| Oklahoma City, Okla.....                        | 1.219         | 40.0           | 1.219         | 40.0           |
| Omaha, Nebr.....                                | 1.316         | 40.0           | 1.216         | 40.0           |
| Peoria, Ill.....                                | 1.345         | 38.3           | 1.295         | 38.3           |
| Philadelphia, Pa.....                           | 1.481         | 37.5           | 1.373         | 37.5           |
| Phoenix, Ariz.....                              | 1.340         | 37.5           | 1.260         | 37.5           |
| Pittsburgh, Pa.....                             | 1.556         | 37.5           | 1.476         | 37.5           |
| Portland, Maine.....                            | 1.300         | 40.0           | 1.238         | 40.0           |
| Portland, Oreg.....                             | 1.462         | 36.3           | 1.393         | 36.3           |
| Providence, R. I.....                           | 1.475         | 40.0           | 1.475         | 40.0           |
| Reading, Pa.....                                | 1.371         | 35.0           | 1.315         | 35.0           |
| Richmond, Va.....                               | 1.275         | 40.0           | 1.275         | 40.0           |
| Rochester, N. Y.....                            | 1.410         | 40.0           | 1.410         | 40.0           |
| Rock Island (Ill.) district.....                | 1.340         | 38.8           | 1.250         | 38.8           |
| St. Louis, Mo.....                              | 1.549         | 36.3           | 1.549         | 36.3           |
| St. Paul, Minn.....                             | 1.536         | 35.0           | 1.470         | 35.0           |
| Salt Lake City, Utah.....                       | 1.379         | 36.3           | 1.266         | 37.5           |
| San Antonio, Tex.....                           | 1.350         | 37.5           | 1.300         | 37.5           |
| San Francisco, Calif.....                       | 1.540         | 37.5           | 1.460         | 37.5           |
| Scranton, Pa.....                               | 1.371         | 39.0           | 1.371         | 39.0           |
| Seattle, Wash.....                              | 1.479         | 35.0           | 1.479         | 35.0           |
| South Bend, Ind.....                            | 1.328         | 40.0           | 1.288         | 40.0           |
| Spokane, Wash.....                              | 1.313         | 37.5           | 1.247         | 37.5           |
| Tampa, Fla.....                                 | 1.353         | 37.5           | 1.253         | 37.5           |
| Toledo, Ohio.....                               | 1.580         | 37.5           | 1.446         | 37.5           |
| Washington, D. C.....                           | 1.611         | 35.0           | 1.611         | 35.0           |
| Wichita, Kans.....                              | 1.163         | 40.0           | 1.163         | 40.0           |
| Worcester, Mass.....                            | 1.325         | 40.0           | 1.188         | 40.0           |
| Youngstown, Ohio.....                           | 1.440         | 37.5           | 1.440         | 37.5           |

## MACHINE OPERATORS: DAY WORK

|                        |         |      |         |      |
|------------------------|---------|------|---------|------|
| Atlanta, Ga.....       | \$1.325 | 40.0 | \$1.225 | 40.0 |
| Baltimore, Md.....     | 1.400   | 36.7 | 1.350   | 36.7 |
| Binghamton, N. Y.....  | 1.267   | 37.5 | 1.227   | 37.5 |
| Birmingham, Ala.....   | 1.247   | 37.5 | 1.247   | 37.5 |
| Boston, Mass.....      | 1.570   | 37.5 | 1.460   | 37.5 |
| Buffalo, N. Y.....     | 1.471   | 37.5 | 1.391   | 37.5 |
| Butte, Mont.....       | 1.275   | 35.0 | 1.275   | 35.0 |
| Charleston, S. C.....  | 1.150   | 40.0 | 1.060   | 40.0 |
| Charleston, W. Va..... | 1.225   | 40.0 |         |      |
| Charlotte, N. C.....   | 1.180   | 40.0 | 1.130   | 40.0 |
| Chicago, Ill.....      | 1.749   | 36.3 | 1.628   | 36.3 |
| German text.....       | 1.385   | 30.0 | 1.385   | 30.0 |
| Hebrew text.....       | 1.967   | 30.0 | 1.900   | 30.0 |
| Polish text.....       | 1.631   | 32.5 | 1.600   | 32.5 |
| Cincinnati, Ohio.....  | 1.451   | 37.5 | 1.451   | 37.5 |
| Cleveland, Ohio.....   | 1.465   | 37.5 | 1.455   | 37.5 |

TABLE 14.—*Union Scales of Wages and Hours in the NEWSPAPER Printing Trades in Selected Cities, July 1, 1943, and June 1, 1942—Continued*

| City  | July 1, 1943  |                | June 1, 1942  |                |
|---|---------------|----------------|---------------|----------------|
|   | Rate per hour | Hours per week | Rate per hour | Hours per week |
| Columbus, Ohio.....                                 | \$1.440       | 37.5           | \$1.387       | 37.5           |
| Dallas, Tex.....                                    | 1.429         | 35.0           | 1.393         | 35.0           |
| Davenport, Iowa. (See Rock Island (Ill.) district.) |               |                |               |                |
| Dayton, Ohio.....                                   | 1.413         | 37.5           | 1.275         | 37.5           |
| Denver, Colo.....                                   | 1.368         | 36.7           | 1.293         | 36.7           |
| Des Moines, Iowa.....                               | 1.350         | 40.0           | 1.300         | 40.0           |
| Detroit, Mich.....                                  | 1.612         | 37.5           | 1.612         | 37.5           |
| German text.....                                    | 1.100         | 40.0           | 1.067         | 37.5           |
| Duluth, Minn.....                                   | 1.240         | 35.5           | 1.240         | 35.5           |
| El Paso, Tex.....                                   | 1.190         | 37.5           | 1.190         | 37.5           |
| Erie, Pa.....                                       | 1.333         | 37.5           | 1.300         | 37.5           |
| Machinist-operators.....                            | 1.400         | 37.5           | 1.353         | 37.5           |
| Grand Rapids, Mich.....                             | 1.275         | 40.0           | 1.275         | 40.0           |
| Shopping News.....                                  | 1.175         | 40.0           | 1.175         | 40.0           |
| Houston, Tex.....                                   | 1.441         | 37.5           | 1.361         | 37.5           |
| Indianapolis, Ind.....                              | 1.370         | 37.5           | 1.370         | 37.5           |
| Jacksonville, Fla.....                              | 1.350         | 40.0           | 1.250         | 40.0           |
| Kansas City, Mo.....                                | 1.394         | 37.5           | 1.330         | 37.5           |
| Little Rock, Ark.....                               | 1.150         | 36.3           | 1.100         | 36.3           |
| Los Angeles, Calif.....                             | 1.391         | 37.5           | 1.311         | 37.5           |
| Louisville, Ky.....                                 | 1.283         | 40.0           | 1.283         | 40.0           |
| Madison, Wis.....                                   | 1.230         | 40.0           | 1.175         | 40.0           |
| Manchester, N. H.....                               | 1.160         | 37.5           | 1.093         | 37.5           |
| Memphis, Tenn.....                                  | 1.347         | 37.5           | 1.266         | 37.5           |
| Milwaukee, Wis.....                                 | 1.440         | 37.5           | 1.393         | 37.5           |
| Minneapolis, Minn.....                              | 1.450         | 35.0           | 1.400         | 35.0           |
| Shopping News.....                                  | 1.400         | 33.3           | 1.336         | 33.3           |
| Mobile, Ala.....                                    | 1.150         | 37.5           | 1.130         | 37.5           |
| Moline, Ill. (See Rock Island (Ill.) district.)     |               |                |               |                |
| Nashville, Tenn.....                                | 1.170         | 40.0           | 1.153         | 40.0           |
| Newark, N. J.....                                   | 1.596         | 37.5           | 1.520         | 37.5           |
| New Haven, Conn.....                                | 1.175         | 40.0           | 1.175         | 40.0           |
| New Orleans, La.....                                | 1.300         | 40.0           | 1.150         | 40.0           |
| New York, N. Y.:.....                               | 1.733         | 37.5           | 1.653         | 37.5           |
| Bohemian and Slavonic texts.....                    | 1.104         | 38.5           | 1.104         | 38.5           |
| Machinist-operators.....                            | 1.169         | 38.5           | 1.169         | 38.5           |
| German text.....                                    | 1.573         | 37.5           | 1.573         | 37.5           |
| Greek text.....                                     | 1.200         | 37.5           | 1.173         | 37.5           |
| Hebrew text.....                                    | 2.000         | 30.0           | 2.000         | 30.0           |
| Hungarian text.....                                 | 1.320         | 35.0           | 1.257         | 35.0           |
| Italian text.....                                   | 1.967         | 30.0           | 1.967         | 30.0           |
| Russian text.....                                   | 1.667         | 30.0           | 1.667         | 30.0           |
| Norfolk, Va.....                                    | 1.235         | 40.0           | 1.235         | 40.0           |
| Oklahoma City, Okla.....                            | 1.156         | 40.0           | 1.156         | 40.0           |
| Omaha, Nebr.....                                    | 1.250         | 40.0           | 1.150         | 40.0           |
| Peoria, Ill.....                                    | 1.280         | 38.3           | 1.230         | 38.3           |
| Philadelphia, Pa.....                               | 1.405         | 37.5           | 1.297         | 37.5           |
| German text.....                                    | 1.063         | 40.0           | 1.063         | 40.0           |
| Phoenix, Ariz.....                                  | 1.270         | 37.5           | 1.190         | 37.5           |
| Pittsburgh, Pa.....                                 | 1.489         | 37.5           | 1.409         | 37.5           |
| Portland, Maine:                                    |               |                |               |                |
| Agreement A.....                                    | 1.200         | 40.0           | 1.138         | 40.0           |
| Agreement B.....                                    | 1.030         | 40.0           |               |                |
| Portland, Ore.....                                  | 1.393         | 36.3           | 1.324         | 36.3           |
| Providence, R. I.....                               | 1.363         | 40.0           | 1.363         | 40.0           |
| Reading, Pa.....                                    | 1.236         | 37.5           | 1.182         | 37.5           |
| Richmond, Va.....                                   | 1.212         | 40.0           | 1.212         | 40.0           |
| Rochester, N. Y.....                                | 1.340         | 40.0           | 1.340         | 40.0           |
| German text.....                                    | 768           | 42.0           | 768           | 42.0           |
| Rock Island (Ill.) district.....                    | 1.290         | 38.8           | 1.200         | 38.8           |
| St. Louis, Mo.....                                  | 1.434         | 36.3           | 1.434         | 36.3           |
| St. Paul, Minn.....                                 | 1.450         | 35.0           | 1.384         | 35.0           |
| Salt Lake City, Utah.....                           | 1.290         | 36.3           |               |                |
| San Antonio, Tex.....                               | 1.290         | 37.5           | 1.240         | 37.5           |
| San Francisco, Calif.....                           | 1.473         | 37.5           | 1.393         | 37.5           |
| Scranton, Pa.....                                   | 1.294         | 39.0           | 1.294         | 39.0           |
| Machinist-operators.....                            | 1.320         | 39.0           | 1.320         | 39.0           |
| Seattle, Wash.....                                  | 1.407         | 35.0           | 1.407         | 35.0           |
| South Bend, Ind.....                                | 1.265         | 40.0           | 1.225         | 40.0           |
| Spokane, Wash.....                                  | 1.247         | 37.5           | 1.180         | 37.5           |
| Tampa, Fla.....                                     | 1.240         | 37.5           | 1.160         | 37.5           |
| Toledo, Ohio.....                                   | 1.507         | 37.5           | 1.374         | 37.5           |
| Washington, D. C.....                               | 1.469         | 35.0           | 1.469         | 35.0           |
| Wichita, Kans.....                                  | 1.100         | 40.0           | 1.100         | 40.0           |
| Machinist-operators.....                            | 1.175         | 40.0           | 1.175         | 40.0           |
| Worcester, Mass.....                                | 1.250         | 40.0           | 1.125         | 40.0           |
| Youngstown, Ohio.....                               | 1.373         | 37.5           | 1.373         | 37.5           |

TABLE 14.—Union Scales of Wages and Hours in the NEWSPAPER Printing Trades in Selected Cities, July 1, 1943, and June 1, 1942—Continued

## MACHINE OPERATORS: NIGHT WORK

| City  | July 1, 1943  |                | June 1, 1942  |                |
|---|---------------|----------------|---------------|----------------|
|   | Rate per hour | Hours per week | Rate per hour | Hours per week |
| Atlanta, Ga.  | \$1.388       | 40.0           | \$1.288       | 40.0           |
| Baltimore, Md.                                      | 1.470         | 36.7           | 1.420         | 36.7           |
| Binghamton, N. Y.                                   | 1.347         | 37.5           | 1.307         | 37.5           |
| Birmingham, Ala.                                    | 1.307         | 37.5           | 1.307         | 37.5           |
| Boston, Mass.                                       | 1.610         | 37.5           | 1.500         | 37.5           |
| Buffalo, N. Y.                                      | 1.515         | 37.5           | 1.435         | 37.5           |
| Butte, Mont.  | 1.346         | 35.0           | 1.346         | 35.0           |
| Charleston, S. C.                                   | 1.210         | 40.0           | 1.120         | 40.0           |
| Charleston, W. Va.                                  | 1.275         | 40.0           |               |                |
| Charlotte, N. C.                                    | 1.243         | 40.0           | 1.193         | 40.0           |
| Chicago, Ill.                                       | 1.859         | 36.3           | 1.738         | 36.3           |
| Hebrew text.  | 2.622         | 22.5           | 2.533         | 22.5           |
| Polish text.  | 1.692         | 32.5           | 1.662         | 32.5           |
| Cincinnati, Ohio.                                   | 1.540         | 37.5           | 1.540         | 37.5           |
| Cleveland, Ohio.                                    | 1.593         | 37.5           | 1.593         | 37.5           |
| Columbus, Ohio.                                     | 1.529         | 37.5           | 1.475         | 37.5           |
| Dallas, Tex.  | 1.500         | 35.0           | 1.464         | 35.0           |
| Davenport, Iowa. (See Rock Island (Ill.) district.) |               |                |               |                |
| Dayton, Ohio.                                       | 1.480         | 37.5           | 1.340         | 37.5           |
| Denver, Colo.                                       | 1.437         | 36.7           | 1.375         | 36.7           |
| Des Moines, Iowa.                                   | 1.443         | 40.0           | 1.393         | 40.0           |
| Detroit, Mich.                                      | 1.700         | 37.5           | 1.700         | 37.5           |
| Duluth, Minn.                                       | 1.310         | 35.5           | 1.310         | 35.5           |
| El Paso, Tex.                                       | 1.257         | 37.5           | 1.257         | 37.5           |
| Erie, Pa.   | 1.413         | 37.5           | 1.380         | 37.5           |
| Machinist-operators.                                | 1.480         | 37.5           | 1.433         | 37.5           |
| Grand Rapids, Mich.                                 | 1.325         | 40.0           | 1.325         | 40.0           |
| Shopping News.                                      | 1.225         | 40.0           | 1.225         | 40.0           |
| Houston, Tex.                                       | 1.508         | 37.5           | 1.428         | 37.5           |
| Indianapolis, Ind.                                  | 1.470         | 37.5           | 1.470         | 37.5           |
| Jacksonville, Fla.                                  | 1.425         | 40.0           | 1.325         | 40.0           |
| Kansas City, Mo.                                    | 1.483         | 37.5           | 1.410         | 37.5           |
| Little Rock, Ark.                                   | 1.220         | 36.3           | 1.170         | 36.3           |
| Los Angeles, Calif.                                 | 1.458         | 37.5           | 1.378         | 37.5           |
| Louisville, Ky.                                     | 1.355         | 40.0           | 1.355         | 40.0           |
| Madison, Wis.                                       | 1.293         | 40.0           | 1.238         | 40.0           |
| Manchester, N. H.                                   | 1.240         | 37.5           | 1.173         | 37.5           |
| Memphis, Tenn.                                      | 1.413         | 37.5           | 1.333         | 37.5           |
| Milwaukee, Wis.                                     | 1.547         | 37.5           | 1.523         | 37.5           |
| Minneapolis, Minn.                                  | 1.530         | 35.0           | 1.480         | 35.0           |
| Shopping News.                                      | 1.480         | 33.3           | 1.416         | 33.3           |
| Mobile, Ala.  | 1.230         | 37.5           | 1.200         | 37.5           |
| Moline, Ill. (See Rock Island (Ill.) district.)     |               |                |               |                |
| Nashville, Tenn.                                    | 1.240         | 40.0           | 1.223         | 40.0           |
| Newark, N. J.                                       | 1.663         | 37.5           | 1.537         | 37.5           |
| New Haven, Conn.                                    | 1.206         | 40.0           | 1.206         | 40.0           |
| New Orleans, La.                                    | 1.300         | 40.0           | 1.200         | 40.0           |
| New York, N. Y.                                     | 1.800         | 37.5           | 1.720         | 37.5           |
| German text.  | 1.640         | 37.5           | 1.640         | 37.5           |
| Hebrew text.  | 2.667         | 22.5           | 2.667         | 22.5           |
| Hungarian text.                                     | 1.384         | 35.0           | 1.321         | 35.0           |
| Italian text.                                       | 2.097         | 30.0           | 2.097         | 30.0           |
| Norfolk, Va.  | 1.298         | 40.0           | 1.298         | 40.0           |
| Oklahoma City, Okla.                                | 1.219         | 40.0           | 1.219         | 40.0           |
| Omaha, Nebr.  | 1.316         | 40.0           | 1.216         | 40.0           |
| Peoria, Ill.  | 1.345         | 38.3           | 1.295         | 38.3           |
| Philadelphia, Pa.                                   | 1.481         | 37.5           | 1.373         | 37.5           |
| Phoenix, Ariz.                                      | 1.340         | 37.5           | 1.280         | 37.5           |
| Pittsburgh, Pa.                                     | 1.556         | 37.5           | 1.476         | 37.5           |
| Portland, Maine.                                    | 1.300         | 40.0           | 1.238         | 40.0           |
| Portland, Oreg.                                     | 1.462         | 36.3           | 1.393         | 36.3           |
| Providence, R. I.                                   | 1.475         | 40.0           | 1.475         | 40.0           |
| Reading, Pa.  | 1.371         | 35.0           | 1.315         | 35.0           |
| Richmond, Va.                                       | 1.275         | 40.0           | 1.275         | 40.0           |
| Rochester, N. Y.                                    | 1.410         | 40.0           | 1.410         | 40.0           |
| Rock Island (Ill.) district.                        | 1.340         | 38.8           | 1.250         | 38.8           |
| St. Louis, Mo.                                      | 1.549         | 36.3           | 1.549         | 36.3           |
| St. Paul, Minn.                                     | 1.536         | 35.0           | 1.470         | 35.0           |
| Salt Lake City, Utah.                               | 1.379         | 36.3           |               |                |
| San Antonio, Tex.                                   | 1.350         | 37.5           | 1.300         | 37.5           |
| San Francisco, Calif.                               | 1.540         | 37.5           | 1.460         | 37.5           |
| Scranton, Pa.                                       | 1.371         | 39.0           | 1.371         | 39.0           |
| Machinist-operators.                                | 1.397         | 39.0           | 1.397         | 39.0           |
| Seattle, Wash.                                      | 1.479         | 35.0           | 1.479         | 35.0           |
| South Bend, Ind.                                    | 1.328         | 40.0           | 1.288         | 40.0           |
| Spokane, Wash.                                      | 1.313         | 37.5           | 1.247         | 37.5           |

TABLE 14.—Union Scales of Wages and Hours in the NEWSPAPER Printing Trades in Selected Cities, July 1, 1943, and June 1, 1942—Continued

| City                | July 1, 1943  |                | June 1, 1942  |                |
|---------------------|---------------|----------------|---------------|----------------|
|                     | Rate per hour | Hours per week | Rate per hour | Hours per week |
| Tampa, Fla.         | \$1.333       | 37.5           | \$1.253       | 37.5           |
| Toledo, Ohio        | 1.580         | 37.5           | 1.446         | 37.5           |
| Washington, D. C.   | 1.611         | 35.0           | 1.611         | 35.0           |
| Wichita, Kans.      | 1.163         | 40.0           | 1.163         | 40.0           |
| Machinist-operators | 1.238         | 40.0           | 1.238         | 40.0           |
| Worcester, Mass.    | 1.325         | 40.0           | 1.188         | 40.0           |
| Youngstown, Ohio    | 1.440         | 37.5           | 1.440         | 37.5           |

MACHINE TENDERS (MACHINISTS): DAY WORK

|   |         |      |         |      |
|---|---------|------|---------|------|
| Atlanta, Ga.  | \$1.325 | 40.0 | \$1.225 | 40.0 |
| Baltimore, Md.                                      | 1.400   | 36.7 | 1.350   | 36.7 |
| Binghamton, N. Y.                                   | 1.267   | 37.5 | 1.227   | 37.5 |
| Birmingham, Ala.                                    | 1.247   | 37.5 | 1.247   | 37.5 |
| Boston, Mass.                                       | 1.570   | 37.5 | 1.460   | 37.5 |
| Buffalo, N. Y.                                      | 1.515   | 37.5 | 1.435   | 37.5 |
| Butte, Mont.  | 1.275   | 35.0 | 1.275   | 35.0 |
| Charleston, S. C.                                   | 1.190   | 40.0 | 1.100   | 40.0 |
| Charleston, W. Va.                                  | 1.225   | 40.0 |         |      |
| Charlotte, N. C.                                    | 1.180   | 40.0 | 1.130   | 40.0 |
| Chicago, Ill.                                       | 1.749   | 36.3 | 1.628   | 36.3 |
| Hebrew text   | 1.967   | 30.0 | 1.900   | 30.0 |
| Polish text   | 1.631   | 32.5 | 1.600   | 32.5 |
| Cincinnati, Ohio                                    | 1.451   | 37.5 | 1.451   | 37.5 |
| Cleveland, Ohio                                     | 1.455   | 37.5 | 1.455   | 37.5 |
| Columbus, Ohio                                      | 1.440   | 37.5 | 1.387   | 37.5 |
| Dallas, Tex.  | 1.333   | 37.5 | 1.300   | 37.5 |
| Davenport, Iowa. (See Rock Island (Ill.) district.) |         |      |         |      |
| Dayton, Ohio  | 1.413   | 37.5 | 1.275   | 37.5 |
| Denver, Colo.                                       | 1.368   | 36.7 | 1.293   | 36.7 |
| Detroit, Mich.                                      | 1.612   | 37.5 | 1.612   | 37.5 |
| Duluth, Minn.                                       | 1.240   | 35.5 | 1.240   | 35.5 |
| Grand Rapids, Mich.                                 | 1.275   | 40.0 | 1.275   | 40.0 |
| Houston, Tex.                                       | 1.441   | 37.5 | 1.361   | 37.5 |
| Indianapolis, Ind.                                  | 1.370   | 37.5 | 1.370   | 37.5 |
| Jacksonville, Fla.                                  | 1.350   | 40.0 | 1.250   | 40.0 |
| Kansas City, Mo.                                    | 1.394   | 37.5 | 1.330   | 37.5 |
| Little Rock, Ark.                                   | 1.150   | 36.3 | 1.100   | 36.3 |
| Los Angeles, Calif.                                 | 1.391   | 37.5 | 1.311   | 37.5 |
| Louisville, Ky.                                     | 1.283   | 40.0 | 1.283   | 40.0 |
| Madison, Wis.                                       | 1.230   | 40.0 | 1.175   | 40.0 |
| Manchester, N. H.                                   | 1.160   | 37.5 | 1.093   | 37.5 |
| Memphis, Tenn.                                      | 1.347   | 37.5 | 1.266   | 37.5 |
| Milwaukee, Wis.                                     | 1.440   | 37.5 | 1.393   | 37.5 |
| Minneapolis, Minn.                                  | 1.450   | 35.0 | 1.400   | 35.0 |
| Moline, Ill. (See Rock Island (Ill.) district.)     |         |      |         |      |
| Nashville, Tenn.                                    | 1.170   | 40.0 | 1.153   | 40.0 |
| Newark, N. J.                                       | 1.596   | 37.5 | 1.520   | 37.5 |
| New Haven, Conn.                                    | 1.206   | 40.0 | 1.206   | 40.0 |
| New York, N. Y.:                                    |         |      |         |      |
| 1 to 12 machines                                    | 1.684   | 37.5 | 1.604   | 37.5 |
| 13 or more machines                                 | 1.740   | 37.5 | 1.660   | 37.5 |
| Greek text  | 1.200   | 37.5 | 1.173   | 37.5 |
| Norfolk, Va.  | 1.235   | 40.0 | 1.235   | 40.0 |
| Oklahoma City, Okla.                                | 1.156   | 40.0 | 1.156   | 40.0 |
| Omaha, Neb.   | 1.250   | 40.0 | 1.150   | 40.0 |
| Peoria, Ill.  | 1.280   | 38.3 | 1.230   | 38.3 |
| Philadelphia, Pa.                                   | 1.405   | 37.5 | 1.297   | 37.5 |
| Phoenix, Ariz.                                      | 1.340   | 37.5 | 1.200   | 37.5 |
| Pittsburgh, Pa.                                     | 1.489   | 37.5 | 1.409   | 37.5 |
| Portland, Maine                                     | 1.200   | 40.0 | 1.138   | 40.0 |
| Portland, Oreg.                                     | 1.393   | 36.3 | 1.324   | 36.3 |
| Providence, R. I.                                   | 1.363   | 40.0 | 1.363   | 40.0 |
| Reading, Pa.  | 1.289   | 37.5 | 1.235   | 37.5 |
| Richmond, Va.                                       | 1.212   | 40.0 | 1.212   | 40.0 |
| Rochester, N. Y.                                    | 1.340   | 40.0 | 1.340   | 40.0 |
| Rock Island (Ill.) district                         | 1.340   | 38.8 | 1.250   | 38.8 |
| St. Louis, Mo.                                      | 1.434   | 36.3 | 1.434   | 36.3 |
| St. Paul, Minn.                                     | 1.450   | 35.0 | 1.384   | 35.0 |
| Salt Lake City, Utah                                | 1.290   | 36.3 | 1.180   | 37.5 |
| San Antonio, Tex.                                   | 1.290   | 37.5 | 1.240   | 37.5 |
| San Francisco, Calif.                               | 1.473   | 37.5 | 1.393   | 37.5 |
| Seattle, Wash.                                      | 1.407   | 35.0 | 1.407   | 35.0 |

TABLE 14.—Union Scales of Wages and Hours in the NEWSPAPER Printing Trades in Selected Cities, July 1, 1943, and June 1, 1942—Continued

MACHINE TENDERS (MACHINISTS): DAY WORK—Continued

| City                  | July 1, 1943  |                | June 1, 1942  |                |
|-----------------------|---------------|----------------|---------------|----------------|
|                       | Rate per hour | Hours per week | Rate per hour | Hours per week |
| South Bend, Ind.....  | \$1.265       | 40.0           | \$1.225       | 40.0           |
| Spokane, Wash.....    | 1.247         | 37.5           | 1.180         | 37.5           |
| Toledo, Ohio.....     | 1.507         | 37.5           | 1.374         | 37.5           |
| Washington, D. C..... | 1.469         | 35.0           | 1.469         | 35.0           |
| Worcester, Mass.....  | 1.250         | 40.0           | 1.125         | 40.0           |
| Youngstown, Ohio..... | 1.373         | 37.5           | 1.373         | 37.5           |

MACHINE TENDERS (MACHINISTS): NIGHT WORK

|                           |         |      |         |      |
|---------------------------|---------|------|---------|------|
| Atlanta, Ga.....          | \$1.388 | 40.0 | \$1.288 | 40.0 |
| Baltimore, Md.....        | 1.470   | 36.7 | 1.420   | 36.7 |
| Binghamton, N. Y.....     | 1.347   | 37.5 | 1.307   | 37.5 |
| Birmingham, Ala.....      | 1.307   | 37.5 | 1.247   | 37.5 |
| Boston, Mass.....         | 1.610   | 37.5 | 1.500   | 37.5 |
| Buffalo, N. Y.....        | 1.515   | 37.5 | 1.435   | 37.5 |
| Butte, Mont.....          | 1.346   | 35.0 | 1.346   | 35.0 |
| Charleston, S. C.....     | 1.250   | 40.0 | 1.160   | 40.0 |
| Charlotte, N. C.....      | 1.243   | 40.0 | 1.193   | 40.0 |
| Chicago, Ill.....         | 1.859   | 36.3 | 1.738   | 36.3 |
| Polish text.....          | 1.692   | 32.5 | 1.662   | 32.5 |
| Cincinnati, Ohio.....     | 1.540   | 37.5 | 1.540   | 37.5 |
| Cleveland, Ohio.....      | 1.593   | 37.5 | 1.593   | 37.5 |
| Columbus, Ohio.....       | 1.529   | 37.5 | 1.475   | 37.5 |
| Dallas, Tex.....          | 1.400   | 37.5 | 1.367   | 37.5 |
| Dayton, Ohio.....         | 1.480   | 37.5 | 1.340   | 37.5 |
| Denver, Colo.....         | 1.437   | 36.7 | 1.375   | 36.7 |
| Detroit, Mich.....        | 1.700   | 37.5 | 1.700   | 37.5 |
| Duluth, Minn.....         | 1.310   | 35.5 | 1.310   | 35.5 |
| El Paso, Tex.....         | 1.257   | 37.5 | 1.237   | 37.5 |
| Houston, Tex.....         | 1.508   | 37.5 | 1.428   | 37.5 |
| Indianapolis, Ind.....    | 1.470   | 37.5 | 1.470   | 37.5 |
| Jacksonville, Fla.....    | 1.425   | 40.0 | 1.325   | 40.0 |
| Kansas City, Mo.....      | 1.483   | 37.5 | 1.410   | 37.5 |
| Little Rock, Ark.....     | 1.220   | 36.3 | 1.170   | 36.3 |
| Los Angeles, Calif.....   | 1.458   | 37.5 | 1.378   | 37.5 |
| Louisville, Ky.....       | 1.355   | 40.0 | 1.355   | 40.0 |
| Manchester, N. H.....     | 1.240   | 37.5 | 1.173   | 40.0 |
| Memphis, Tenn.....        | 1.413   | 37.5 | 1.333   | 37.5 |
| Milwaukee, Wis.....       | 1.547   | 37.5 | 1.523   | 37.5 |
| Minneapolis, Minn.....    | 1.530   | 35.0 | 1.480   | 35.0 |
| Shopping News.....        | 1.480   | 33.3 | 1.416   | 33.3 |
| Mobile, Ala.....          | 1.230   | 37.5 | 1.200   | 37.5 |
| Nashville, Tenn.....      | 1.240   | 40.0 | 1.223   | 40.0 |
| Newark, N. J.....         | 1.663   | 37.5 | 1.587   | 37.5 |
| New Haven, Conn.....      | 1.238   | 40.0 | 1.238   | 40.0 |
| New York, N. Y.:          |         |      |         |      |
| 1 to 12 machines.....     | 1.795   | 37.5 | 1.714   | 37.5 |
| 13 or more machines.....  | 1.851   | 37.5 | 1.771   | 37.5 |
| Norfolk, Va.....          | 1.298   | 40.0 | 1.298   | 40.0 |
| Oklahoma City, Okla.....  | 1.219   | 40.0 | 1.219   | 40.0 |
| Omaha, Nebr.....          | 1.316   | 40.0 | 1.216   | 40.0 |
| Peoria, Ill.....          | 1.345   | 38.3 | 1.295   | 38.3 |
| Philadelphia, Pa.....     | 1.481   | 37.5 | 1.373   | 37.5 |
| Phoenix, Ariz.....        | 1.410   | 37.5 | 1.330   | 37.5 |
| Pittsburgh, Pa.....       | 1.556   | 37.5 | 1.476   | 37.5 |
| Portland, Maine.....      | 1.300   | 40.0 | 1.238   | 40.0 |
| Portland, Oreg.....       | 1.462   | 36.3 | 1.393   | 36.3 |
| Providence, R. I.....     | 1.475   | 40.0 | 1.475   | 40.0 |
| Reading, Pa.....          | 1.429   | 35.0 | 1.371   | 35.0 |
| Richmond, Va.....         | 1.275   | 40.0 | 1.275   | 40.0 |
| Rochester, N. Y.....      | 1.410   | 40.0 | 1.410   | 40.0 |
| St. Louis, Mo.....        | 1.549   | 36.3 | 1.549   | 36.3 |
| St. Paul, Minn.....       | 1.536   | 35.0 | 1.470   | 35.0 |
| Salt Lake City, Utah..... | 1.379   | 36.3 | 1.286   | 37.5 |
| San Antonio, Tex.....     | 1.350   | 37.5 | 1.300   | 37.5 |
| San Francisco, Calif..... | 1.540   | 37.5 | 1.460   | 37.5 |
| Seattle, Wash.....        | 1.479   | 35.0 | 1.479   | 35.0 |
| Spokane, Wash.....        | 1.313   | 37.5 | 1.247   | 37.5 |
| Toledo, Ohio.....         | 1.580   | 37.5 | 1.446   | 37.5 |
| Washington, D. C.....     | 1.611   | 35.0 | 1.611   | 35.0 |
| Worcester, Mass.....      | 1.325   | 40.0 | 1.188   | 40.0 |
| Youngstown, Ohio.....     | 1.440   | 37.5 | 1.440   | 37.5 |

TABLE 14.—Union Scales of Wages and Hours in the NEWSPAPER Printing Trades in Selected Cities, July 1, 1943, and June 1, 1942—Continued

## MAILERS: DAY WORK

| City                             | July 1, 1943  |                | June 1, 1942  |                |
|----------------------------------|---------------|----------------|---------------|----------------|
|                                  | Rate per hour | Hours per week | Rate per hour | Hours per week |
| Atlanta, Ga.....                 | \$0.920       | 40.0           | \$0.860       | 40.0           |
| Baltimore, Md.....               | .905          | 40.0           | .880          | 40.0           |
| Birmingham, Ala.....             | .850          | 40.0           | .850          | 40.0           |
| Boston, Mass.....                | 1.170         | 40.0           | 1.120         | 40.0           |
| Buffalo, N. Y.....               | .900          | 40.0           | .900          | 40.0           |
| Butte, Mont.....                 | 1.067         | 37.5           | 1.067         | 37.5           |
| Foremen.....                     | 1.162         | 37.5           | 1.162         | 37.5           |
| Chicago, Ill.....                | 1.138         | 40.0           | 1.046         | 40.0           |
| Inserters and stuffers.....      | 1.054         | 40.0           | .963          | 40.0           |
| Stencil makers.....              | .900          | 40.0           | .800          | 40.0           |
| Cincinnati, Ohio.....            | 1.139         | 38.8           | 1.113         | 38.8           |
| Cleveland, Ohio.....             | 1.050         | 40.0           | 1.050         | 40.0           |
| Shopping News.....               | 1.322         | 36.7           | 1.322         | 36.7           |
| Columbus, Ohio.....              | .950          | 40.0           | .925          | 40.0           |
| Dallas, Tex.....                 | .675          | 40.0           | .675          | 40.0           |
| Denver, Colo.:                   |               |                |               |                |
| Agreement A.....                 | .971          | 40.0           | .925          | 40.0           |
| Agreement B.....                 | .925          | 40.0           |               |                |
| Des Moines, Iowa.....            | 1.143         | 40.0           | 1.050         | 40.0           |
| Detroit, Mich.....               | 1.213         | 40.0           | 1.150         | 40.0           |
| Duluth, Minn.....                | .935          | 40.0           | .935          | 40.0           |
| El Paso, Tex.....                | .943          | 33.3           | .875          | 40.0           |
| Grand Rapids, Mich.....          | .875          | 40.0           | .875          | 40.0           |
| Houston, Tex.....                | .875          | 40.0           | .825          | 40.0           |
| Indianapolis, Ind.....           | 1.127         | 38.0           | 1.078         | 38.0           |
| Kansas City, Mo.....             | 1.093         | 40.0           | 1.038         | 40.0           |
| Los Angeles, Calif.....          | 1.095         | 37.5           | 1.028         | 37.5           |
| Louisville, Ky.....              | .935          | 40.0           | .935          | 40.0           |
| Manchester, N. H.....            | 1.051         | 37.5           | 1.051         | 37.5           |
| Men-in-charge.....               | 1.104         | 37.5           | 1.104         | 37.5           |
| Memphis, Tenn.....               | 1.186         | 40.0           | 1.043         | 40.0           |
| Milwaukee, Wis.....              | 1.100         | 37.5           | 1.053         | 37.5           |
| Minneapolis, Minn.....           | 1.050         | 40.0           | .938          | 40.0           |
| Nashville, Tenn.....             | .855          | 40.0           | .838          | 40.0           |
| Newark, N. J.....                | 1.200         | 37.5           | 1.147         | 37.5           |
| New Orleans, La.....             | .650          | 40.0           | .550          | 40.0           |
| New York, N. Y.....              | 1.198         | 40.0           | 1.154         | 40.0           |
| Stamper.....                     | 1.261         | 40.0           | 1.217         | 40.0           |
| Automatic machine operators..... | 1.323         | 40.0           | 1.279         | 40.0           |
| Oklahoma City, Okla.....         | .938          | 40.0           | .900          | 40.0           |
| Peoria, Ill.....                 | .800          | 40.0           | .800          | 40.0           |
| Philadelphia, Pa.:               |               |                |               |                |
| Agreement A.....                 | 1.104         | 37.5           | 1.067         | 37.5           |
| Agreement B.....                 | 1.104         | 37.5           | 1.040         | 37.5           |
| Pittsburgh, Pa.....              | 1.120         | 37.5           | 1.067         | 37.5           |
| Portland, Maine:                 |               |                |               |                |
| Bench workers:                   |               |                |               |                |
| Rate A.....                      | .750          | 40.0           | .750          | 40.0           |
| Rate B.....                      | .550          | 40.0           | .550          | 40.0           |
| Stamper and layout men.....      | .875          | 40.0           | .875          | 40.0           |
| Portland, Oreg.....              | 1.125         | 40.0           | 1.125         | 40.0           |
| Rochester, N. Y.....             | .850          | 40.0           | .825          | 40.0           |
| St. Louis, Mo.....               | 1.125         | 40.0           | 1.094         | 40.0           |
| St. Paul, Minn.....              | 1.040         | 40.0           | .930          | 40.0           |
| Salt Lake City, Utah.....        | .938          | 40.0           | .900          | 40.0           |
| San Francisco, Calif.....        | 1.197         | 37.5           | 1.117         | 37.5           |
| Scranton, Pa.....                | .800          | 35.0           | .700          | 35.0           |
| Seattle, Wash.....               | 1.127         | 37.5           | 1.127         | 37.5           |
| Spokane, Wash.....               | .967          | 40.0           | .900          | 40.0           |
| Toledo, Ohio.....                | 1.133         | 37.5           | 1.067         | 37.5           |
| Washington, D. C.....            | 1.000         | 40.0           | .950          | 40.0           |
| Wichita, Kans.....               | .675          | 40.0           | .625          | 40.0           |
| Youngstown, Ohio.....            | 1.000         | 37.5           | .975          | 37.5           |

## MAILERS: NIGHT WORK

|                      |         |      |         |      |
|----------------------|---------|------|---------|------|
| Atlanta, Ga.....     | \$0.981 | 37.5 | \$0.917 | 37.5 |
| Baltimore, Md.....   | 1.034   | 35.0 | 1.006   | 35.0 |
| Birmingham, Ala..... | .900    | 40.0 | .900    | 40.0 |
| Boston, Mass.....    | 1.210   | 40.0 | 1.160   | 40.0 |
| Buffalo, N. Y.....   | 1.000   | 38.0 | 1.000   | 38.0 |
| Butte, Mont.....     | 1.067   | 37.5 | 1.067   | 37.5 |
| Foremen.....         | 1.162   | 37.5 | 1.162   | 37.5 |

TABLE 14.—Union Scales of Wages and Hours in the NEWSPAPER Printing Trades in Selected Cities, July 1, 1943, and June 1, 1942—Continued

## MAILERS: NIGHT WORK—Continued

| City                        | July 1, 1943  |                | June 1, 1942  |                |
|-----------------------------|---------------|----------------|---------------|----------------|
|                             | Rate per hour | Hours per week | Rate per hour | Hours per week |
| Chicago, Ill.               | \$1.280       | 37.5           | \$1.182       | 37.5           |
| Inserters and stuffers      | 1.068         | 37.5           | .970          | 37.5           |
| Stencil makers              | .960          | 37.5           | .853          | 37.5           |
| Cincinnati, Ohio            | 1.211         | 38.3           | 1.185         | 38.3           |
| Cleveland, Ohio             | 1.200         | 35.0           | 1.200         | 35.0           |
| Shopping News               | 1.449         | 35.0           | 1.449         | 35.0           |
| Denver, Colo.:              |               |                |               |                |
| Agreement A                 | 1.250         | 40.0           | 1.250         | 40.0           |
| Agreement B                 | 1.071         | 37.0           | 1.020         | 37.0           |
| Des Moines, Iowa            | 1.255         | 40.0           | 1.158         | 40.0           |
| Detroit, Mich.              | 1.313         | 40.0           | 1.250         | 40.0           |
| Duluth, Minn.               | .985          | 38.0           | .985          | 38.0           |
| El Paso, Tex.               | 1.018         | 33.3           | .950          | 40.0           |
| Grand Rapids, Mich.         | .971          | 40.0           | .971          | 40.0           |
| Houston, Tex.               | .905          | 40.0           | .855          | 40.0           |
| Indianapolis, Ind.          | 1.205         | 38.0           | 1.154         | 38.0           |
| Kansas City, Mo.            | 1.135         | 40.0           | 1.088         | 40.0           |
| Los Angeles, Calif.         | 1.130         | 37.5           | 1.063         | 37.5           |
| Louisville, Ky.             | 1.000         | 40.0           | 1.000         | 40.0           |
| Manchester, N. H.           | 1.051         | 37.5           | 1.051         | 37.5           |
| Men-in-charge               | 1.104         | 37.5           | 1.104         | 37.5           |
| Memphis, Tenn.              | 1.200         | 37.5           | 1.133         | 37.5           |
| Milwaukee, Wis.             | 1.177         | 37.5           | 1.153         | 37.5           |
| Minneapolis, Minn.          | 1.110         | 40.0           | 1.000         | 40.0           |
| Nashville, Tenn.            | .905          | 38.0           | .882          | 38.0           |
| Newark, N. J.               | 1.446         | 32.5           | 1.385         | 32.5           |
| New York, N. Y.             | 1.351         | 37.0           | 1.303         | 37.0           |
| Stampers                    | 1.418         | 37.0           | 1.371         | 37.0           |
| Automatic machine operators | 1.486         | 37.0           | 1.439         | 37.0           |
| Oklahoma City, Okla.        | .988          | 40.0           | .950          | 40.0           |
| Peoria, Ill.                | .850          | 40.0           | .850          | 40.0           |
| Philadelphia, Pa.           | 1.183         | 35.0           | 1.143         | 35.0           |
| Pittsburgh, Pa.             | 1.187         | 37.5           | 1.133         | 37.5           |
| Portland, Oreg.             | 1.200         | 37.5           | 1.200         | 37.5           |
| Rochester, N. Y.            | .900          | 40.0           | .875          | 40.0           |
| St. Louis, Mo.              | 1.286         | 35.0           | 1.250         | 35.0           |
| St. Paul, Minn.             | 1.090         | 40.0           | .980          | 40.0           |
| Salt Lake City, Utah        | .969          | 40.0           | .930          | 40.0           |
| Foremen                     | 1.032         | 40.0           | .990          | 40.0           |
| San Francisco, Calif.       | 1.217         | 37.5           | 1.137         | 37.5           |
| Seattle, Wash.              | 1.207         | 35.0           | 1.207         | 35.0           |
| Spokane, Wash.              | 1.017         | 40.0           | .950          | 40.0           |
| Toledo, Ohio                | 1.200         | 37.5           | 1.133         | 37.5           |
| Engraving                   | 1.627         | 37.5           | 1.627         | 37.5           |
| Washington, D. C.           | 1.050         | 40.0           | 1.000         | 40.0           |
| Wichita, Kans.              | .725          | 40.0           | .675          | 40.0           |

## PHOTOENGRAVERS: DAY WORK

|   |         |      |         |      |
|---|---------|------|---------|------|
| Atlanta, Ga.  | \$1.500 | 40.0 | \$1.375 | 40.0 |
| Baltimore, Md.                                      | 1.575   | 40.0 | 1.525   | 40.0 |
| Birmingham, Ala.                                    | 1.325   | 40.0 | 1.325   | 40.0 |
| Boston, Mass.                                       | 1.637   | 37.5 | 1.647   | 37.5 |
| Tint layers   | 1.850   | 37.5 | 1.760   | 37.5 |
| Buffalo, N. Y.                                      | 1.667   | 37.5 | 1.667   | 37.5 |
| Chicago, Ill.                                       | 1.667   | 37.5 | 1.667   | 37.5 |
| Cincinnati, Ohio                                    | 1.627   | 37.5 | 1.600   | 37.5 |
| Cleveland, Ohio                                     | 1.627   | 37.5 | 1.627   | 37.5 |
| Rotogravure   | 1.760   | 37.5 | 1.760   | 37.5 |
| Columbus, Ohio                                      | 1.733   | 37.5 | 1.693   | 37.5 |
| Davenport, Iowa. (See Rock Island (Ill.) district.) |         |      |         |      |
| Dayton, Ohio  | 1.479   | 40.0 | 1.479   | 40.0 |
| Denver, Colo.                                       | 1.403   | 38.3 | 1.313   | 40.0 |
| Des Moines, Iowa                                    | 1.450   | 40.0 | 1.450   | 40.0 |
| Detroit, Mich.                                      | 1.707   | 37.5 | 1.600   | 37.5 |
| Shopping News                                       | 1.667   | 37.5 | 1.600   | 37.5 |
| Duluth, Minn.                                       | 1.344   | 40.0 | 1.250   | 40.0 |
| Grand Rapids, Mich.                                 | 1.230   | 40.0 | 1.230   | 40.0 |
| Houston, Tex.                                       | 1.425   | 40.0 | 1.425   | 40.0 |
| Indianapolis, Ind.                                  | 1.520   | 37.5 | 1.520   | 37.5 |
| Kansas City, Mo.                                    | 1.531   | 40.0 | 1.531   | 40.0 |
| Los Angeles, Calif.                                 | 1.475   | 40.0 | 1.400   | 40.0 |
| Louisville, Ky.                                     | 1.430   | 40.0 | 1.430   | 40.0 |

TABLE 14.—Union Scales of Wages and Hours in the NEWSPAPER Printing Trades in Selected Cities, July 1, 1943, and June 1, 1942—Continued

| City   | July 1, 1943  |                | June 1, 1942  |                |
|--|---------------|----------------|---------------|----------------|
|  | Rate per hour | Hours per week | Rate per hour | Hours per week |
| Manchester, N. H.                              | \$1.160       | 37.5           | \$1.093       | 37.5           |
| Memphis, Tenn.                                 | 1.375         | 40.0           | 1.375         | 40.0           |
| Milwaukee, Wis.                                | 1.587         | 37.5           | 1.587         | 37.5           |
| Minneapolis, Minn.                             | 1.500         | 40.0           | 1.450         | 40.0           |
| Moine, Ill. (See Rock Island (Ill.) district.) |               |                |               |                |
| Nashville, Tenn.                               | 1.375         | 40.0           | 1.375         | 40.0           |
| New Orleans, La.                               | 1.150         | 40.0           | .975          | 40.0           |
| New York, N. Y.                                | 1.787         | 37.5           | 1.787         | 37.5           |
| Norfolk, Va.                                   | 1.250         | 40.0           | 1.250         | 40.0           |
| Oklahoma City, Okla.                           | 1.438         | 40.0           | 1.438         | 40.0           |
| Omaha, Nebr.                                   | 1.463         | 40.0           | 1.363         | 40.0           |
| Peoria, Ill.                                   | 1.313         | 40.0           | 1.313         | 40.0           |
| Philadelphia, Pa.                              | 1.653         | 37.5           | 1.627         | 37.5           |
| Pittsburgh, Pa.                                | 1.653         | 37.5           | 1.653         | 37.5           |
| Portland, Oreg.                                | 1.500         | 40.0           | 1.500         | 40.0           |
| Providence, R. I.                              | 1.590         | 40.0           | 1.590         | 40.0           |
| Richmond, Va.                                  | 1.438         | 40.0           | 1.438         | 40.0           |
| Rochester, N. Y.                               | 1.500         | 40.0           | 1.500         | 40.0           |
| Rock Island (Ill.) district.                   | 1.184         | 38.0           | 1.184         | 38.0           |
| St. Louis, Mo.                                 | 1.550         | 40.0           | 1.500         | 40.0           |
| St. Paul, Minn.                                | 1.450         | 40.0           | 1.450         | 40.0           |
| Salt Lake City, Utah.                          | 1.250         | 40.0           | 1.250         | 40.0           |
| San Antonio, Tex.                              | 1.375         | 40.0           | 1.375         | 40.0           |
| San Francisco, Calif.                          | 1.543         | 37.5           | 1.463         | 37.5           |
| Seattle, Wash.                                 | 1.500         | 40.0           | 1.500         | 40.0           |
| Springfield, Mass.                             | 1.410         | 37.5           | 1.410         | 37.5           |
| Tampa, Fla.                                    | 1.130         | 40.0           | 1.130         | 40.0           |
| Toledo, Ohio.                                  | 1.627         | 37.5           | 1.627         | 37.5           |
| Washington, D. C.                              | 1.673         | 37.5           | 1.673         | 37.5           |
| Wichita, Kans.                                 | 1.333         | 40.0           | 1.250         | 40.0           |
| Worcester, Mass.                               | 1.425         | 40.0           | 1.375         | 40.0           |

| PHOTOENGRAVERS: NIGHT WORK |               |                |               |
|----------------------------|---------------|----------------|---------------|
| City                       | Rate per hour | Hours per week | Rate per hour |
| Atlanta, Ga.               | \$1.625       | 40.0           | \$1.500       |
| Baltimore, Md.             | 1.725         | 40.0           | 1.675         |
| Birmingham, Ala.           | 1.400         | 40.0           | 1.400         |
| Boston, Mass.              | 1.770         | 37.5           | 1.680         |
| Buffalo, N. Y.             | 1.800         | 37.5           | 1.800         |
| Chicago, Ill.              | 1.867         | 37.5           | 1.867         |
| Cincinnati, Ohio.          | 1.707         | 37.5           | 1.680         |
| Cleveland, Ohio.           | 1.886         | 35.0           | 1.886         |
| Rotogravure                | 2.029         | 35.0           | 2.029         |
| Columbus, Ohio.            | 1.867         | 37.5           | 1.827         |
| Dayton, Ohio.              | 1.593         | 40.0           | 1.593         |
| Denver, Colo.              | 1.534         | 38.3           | 1.438         |
| Des Moines, Iowa.          | 1.575         | 40.0           | 1.575         |
| Detroit, Mich.             | 1.840         | 37.5           | 1.733         |
| Shopping News.             | 1.800         | 37.5           | 1.733         |
| Duluth, Minn.              | 1.441         | 40.0           | 1.350         |
| Grand Rapids, Mich.        | 1.410         | 40.0           | 1.410         |
| Houston, Tex.              | 1.550         | 40.0           | 1.550         |
| Indianapolis, Ind.         | 1.653         | 37.5           | 1.653         |
| Kansas City, Mo.           | 1.608         | 40.0           | 1.606         |
| Los Angeles, Calif.        | 1.600         | 37.5           | 1.513         |
| Louisville, Ky.            | 1.500         | 40.0           | 1.500         |
| Memphis, Tenn.             | 1.500         | 40.0           | 1.500         |
| Milwaukee, Wis.            | 1.720         | 37.5           | 1.720         |
| Minneapolis, Minn.         | 1.625         | 40.0           | 1.575         |
| Nashville, Tenn.           | 1.438         | 40.0           | 1.438         |
| Newark, N. J.              | 2.000         | 37.5           | 2.000         |
| New Orleans, La.           | 1.200         | 40.0           | 1.025         |
| New York, N. Y.            | 2.080         | 37.5           | 2.080         |
| Norfolk, Va.               | 1.313         | 40.0           | 1.313         |
| Oklahoma City, Okla.       | 1.708         | 36.0           | 1.708         |
| Omaha, Nebr.               | 1.588         | 40.0           | 1.488         |
| Peoria, Ill.               | 1.438         | 36.5           | 1.438         |
| Philadelphia, Pa.          | 1.867         | 37.5           | 1.840         |
| Pittsburgh, Pa.            | 1.700         | 37.5           | 1.760         |
| Portland, Oreg.            | 1.575         | 40.0           | 1.575         |
| Providence, R. I.          | 1.690         | 40.0           | 1.690         |
| Richmond, Va.              | 1.563         | 40.0           | 1.563         |
| Rochester, N. Y.           | 1.625         | 40.0           | 1.625         |



TABLE 14.—Union Scales of Wages and Hours in the NEWSPAPER Printing Trades in Selected Cities, July 1, 1943, and June 1, 1942—Continued

PHOTOENGRAVERS: NIGHT WORK—Continued

| City                  | July 1, 1943  |                | June 1, 1942  |                |
|-----------------------|---------------|----------------|---------------|----------------|
|                       | Rate per hour | Hours per week | Rate per hour | Hours per week |
| St. Louis, Mo.        | \$1.763       | 38.0           | \$1.711       | 38.0           |
| St. Paul, Minn.       | 1.575         | 40.0           | 1.575         | 40.0           |
| Salt Lake City, Utah  | 1.381         | 40.0           | 1.381         | 40.0           |
| San Antonio, Tex.     | 1.500         | 40.0           | 1.500         | 40.0           |
| San Francisco, Calif. | 1.613         | 37.5           | 1.533         | 37.5           |
| Scranton, Pa.         | 1.667         | 36.0           | 1.667         | 36.0           |
| Seattle, Wash.        | 1.550         | 40.0           | 1.550         | 40.0           |
| Springfield, Mass.    | 1.538         | 37.5           | 1.538         | 37.5           |
| Tampa, Fla.           | 1.250         | 40.0           | 1.250         | 40.0           |
| Toledo, Ohio.         | 1.760         | 37.5           | 1.760         | 37.5           |
| Washington, D. C.     | 1.921         | 35.0           | 1.921         | 35.0           |
| Wichita, Kans.        | 1.465         | 40.0           | 1.375         | 40.0           |
| Worcester, Mass.      | 1.550         | 40.0           | 1.500         | 40.0           |

JOURNEYMEN PRESSMEN: DAY WORK

|   |         |      |         |      |
|---|---------|------|---------|------|
| Atlanta, Ga.  | \$1.281 | 40.0 | \$1.189 | 40.0 |
| Baltimore, Md.                                      | 1.219   | 40.0 | 1.163   | 40.0 |
| Binghamton, N. Y.                                   | 1.267   | 37.5 | 1.227   | 37.5 |
| Birmingham, Ala.                                    | 1.150   | 40.0 | 1.063   | 40.0 |
| Boston, Mass.:                                      |         |      |         |      |
| Agreement A.  | 1.387   | 40.0 | 1.335   | 40.0 |
| Agreement B.  | 1.321   | 42.0 | 1.271   | 42.0 |
| Buffalo, N. Y.:                                     |         |      |         |      |
| Agreement A.  | 1.238   | 40.0 | 1.175   | 40.0 |
| Agreement B.  | 1.320   | 37.5 | 1.267   | 37.5 |
| Butte, Mont.  | 1.220   | 40.0 | 1.220   | 40.0 |
| Charleston, W. Va.                                  | 1.188   | 40.0 | 1.188   | 40.0 |
| Charlotte, N. C.                                    | 1.040   | 40.0 | 1.040   | 40.0 |
| Chicago, Ill.                                       | 1.360   | 37.5 | 1.360   | 37.5 |
| Color press.  | 1.427   | 37.5 | 1.427   | 37.5 |
| Cleveland, Ohio:                                    |         |      |         |      |
| Agreement A.  | 1.381   | 40.0 |         |      |
| Agreement B.  | 1.250   | 40.0 | 1.219   | 40.0 |
| Offside and color press.                            | 1.316   | 40.0 | 1.285   | 40.0 |
| Gravure.  | 1.325   | 40.0 | 1.325   | 40.0 |
| Offside and color press.                            | 1.454   | 40.0 | 1.454   | 40.0 |
| Shopping News.                                      | 1.547   | 37.5 | 1.547   | 37.5 |
| Columbus, Ohio.                                     | 1.327   | 37.5 | 1.327   | 37.5 |
| Dallas, Tex.  | 1.139   | 40.0 | 1.113   | 37.5 |
| Davenport, Iowa. (See Rock Island (Ill.) district.) |         |      |         |      |
| Dayton, Ohio.                                       | 1.250   | 40.0 | 1.200   | 40.0 |
| Denver, Colo.                                       | 1.233   | 37.5 | 1.136   | 37.5 |
| Des Moines, Iowa.                                   | 1.320   | 40.0 | 1.250   | 40.0 |
| Detroit, Mich.:                                     |         |      |         |      |
| Agreement A.  | 1.501   | 38.3 | 1.436   | 38.3 |
| Agreement B.  | 1.418   | 38.8 | 1.353   | 38.8 |
| Duluth, Minn.                                       | 1.215   | 35.0 | 1.175   | 35.0 |
| El Paso, Tex.                                       | 1.101   | 40.0 | 1.031   | 40.0 |
| Erie, Pa.   | 1.175   | 40.0 | 1.100   | 40.0 |
| Grand Rapids, Mich.                                 | 1.125   | 40.0 | 1.125   | 40.0 |
| Shopping News.                                      | 1.125   | 40.0 | 1.050   | 40.0 |
| Houston, Tex.                                       | 1.188   | 40.0 | 1.138   | 40.0 |
| Indianapolis, Ind.                                  | 1.300   | 37.5 | 1.260   | 37.5 |
| Jacksonville, Fla.                                  | 1.250   | 40.0 | 1.125   | 40.0 |
| Kansas City, Mo.                                    | 1.153   | 40.0 | 1.153   | 40.0 |
| Little Rock, Ark.                                   | 1.020   | 37.5 | 1.020   | 37.5 |
| Los Angeles, Calif.                                 | 1.319   | 37.5 | 1.319   | 37.5 |
| Louisville, Ky.                                     | 1.283   | 40.0 | 1.283   | 40.0 |
| Madison, Wis.                                       | 1.250   | 40.0 | 1.250   | 40.0 |
| Manchester, N. H.                                   | 1.160   | 37.5 | 1.093   | 37.5 |
| Memphis, Tenn.                                      | 1.307   | 37.5 | 1.247   | 37.5 |
| Milwaukee, Wis.                                     | 1.293   | 37.5 | 1.247   | 37.5 |
| Colormen.   | 1.347   | 37.5 | 1.300   | 37.5 |
| Minneapolis, Minn.                                  | 1.250   | 40.0 | 1.200   | 40.0 |
| Mobile, Ala.  | 1.110   | 40.0 | 1.030   | 40.0 |
| Moline, Ill. (See Rock Island (Ill.) district.)     |         |      |         |      |
| Nashville, Tenn.                                    | 1.130   | 40.0 | 1.113   | 40.0 |
| Newark, N. J.                                       | 1.487   | 37.5 | 1.433   | 37.5 |
| New Haven, Conn.                                    | 1.381   | 33.3 | 1.194   | 40.0 |
| New Orleans, La.                                    | 1.100   | 40.0 | 1.038   | 40.0 |

TABLE 14.—Union Scales of Wages and Hours in the NEWSPAPER Printing Trades in Selected Cities, July 1, 1943, and June 1, 1942—Continued

JOURNEYMEN PRESSMEN: DAY WORK—Continued

| City                        | July 1, 1943  |                | June 1, 1942  |                |
|-----------------------------|---------------|----------------|---------------|----------------|
|                             | Rate per hour | Hours per week | Rate per hour | Hours per week |
| New York, N. Y.             | \$1.540       | 37.5           | \$1.433       | 37.5           |
| Gravure                     | 1.720         | 37.5           | 1.433         | 37.5           |
| Color                       | 1.800         | 37.5           |               |                |
| Norfolk, Va.                | 1.063         | 40.0           | .988          | 40.0           |
| Oklahoma City, Okla.        | 1.125         | 40.0           | 1.125         | 40.0           |
| Color press                 | 1.188         | 40.0           | 1.188         | 40.0           |
| Omaha, Nebr.                | 1.230         | 40.0           | 1.110         | 40.0           |
| Peoria, Ill.                | 1.230         | 38.3           | 1.180         | 38.3           |
| Philadelphia, Pa.           | 1.227         | 37.5           | 1.173         | 37.5           |
| Gravure:                    |               |                |               |                |
| Pressmen                    | 1.400         | 40.0           | 1.350         | 40.0           |
| Journeymen                  | 1.266         | 40.0           | 1.216         | 40.0           |
| Phoenix, Ariz.              | 1.230         | 37.5           | 1.190         | 37.5           |
| Pittsburgh, Pa.             | 1.262         | 37.5           | 1.209         | 37.5           |
| Portland, Maine:            |               |                |               |                |
| Agreement A                 | 1.200         | 40.0           | 1.138         | 40.0           |
| Agreement B                 | 1.125         | 40.0           |               |                |
| Portland, Oreg.             | 1.293         | 37.5           | 1.200         | 37.5           |
| Providence, R. I.           | 1.388         | 40.0           | 1.388         | 40.0           |
| Reading, Pa.                | 1.236         | 37.5           | 1.182         | 37.5           |
| Richmond, Va.               | 1.175         | 40.0           | 1.125         | 40.0           |
| Rochester, N. Y.            | 1.225         | 40.0           | 1.200         | 40.0           |
| Rock Island (Ill.) district | 1.351         | 37.0           | 1.297         | 37.0           |
| St. Louis, Mo.              | 1.213         | 40.0           | 1.144         | 40.0           |
| St. Paul, Minn.             | 1.238         | 40.0           | 1.200         | 40.0           |
| Salt Lake City, Utah        | 1.133         | 37.5           | 1.067         | 37.5           |
| San Antonio, Tex.           | 1.094         | 40.0           | 1.025         | 40.0           |
| San Francisco, Calif.       | 1.367         | 37.5           | 1.287         | 37.5           |
| Scranton, Pa.               | 1.179         | 40.0           | 1.154         | 40.0           |
| Seattle, Wash.              | 1.287         | 37.5           | 1.287         | 37.5           |
| Spokane, Wash.              | 1.100         | 40.0           | 1.031         | 40.0           |
| Springfield, Mass.          | 1.225         | 40.0           | 1.081         | 40.0           |
| Shopping News               | 1.031         | 40.0           | 1.031         | 40.0           |
| Tampa, Fla.                 | 1.190         | 37.5           | 1.160         | 37.5           |
| Toledo, Ohio                | 1.340         | 37.5           | 1.273         | 37.5           |
| Washington, D. C.           | 1.373         | 37.5           | 1.340         | 37.5           |
| Wichita, Kans.              | 844           | 40.0           | 794           | 40.0           |
| Worcester, Mass.            | 1.100         | 40.0           | 1.100         | 40.0           |
| Youngstown, Ohio            | 1.275         | 40.0           | 1.225         | 40.0           |

JOURNEYMEN PRESSMEN: NIGHT WORK

|                         |         |      |         |      |
|-------------------------|---------|------|---------|------|
| Atlanta, Ga.            | \$1.367 | 37.5 | \$1.268 | 37.5 |
| Baltimore, Md.          | 1.393   | 35.0 | 1.329   | 35.0 |
| Binghamton, N. Y.       | 1.347   | 37.5 | 1.307   | 37.5 |
| Birmingham, Ala.        | 1.314   | 35.0 | 1.214   | 35.0 |
| Boston, Mass.           | 1.542   | 36.0 | 1.483   | 36.0 |
| Buffalo, N. Y.:         |         |      |         |      |
| Agreement A             | 1.387   | 37.5 | 1.320   | 37.5 |
| Agreement B             | 1.387   | 37.5 | 1.333   | 37.5 |
| Butte, Mont.            | 1.258   | 40.0 | 1.258   | 40.0 |
| Charleston, W. Va.      | 1.250   | 40.0 | 1.250   | 40.0 |
| Charlotte, N. C.        | 1.100   | 40.0 | 1.100   | 40.0 |
| Chicago, Ill.           | 1.519   | 35.0 | 1.519   | 35.0 |
| Color press             | 1.590   | 35.0 | 1.590   | 35.0 |
| Cleveland, Ohio         | 1.429   | 35.0 | 1.393   | 35.0 |
| Offside and color press | 1.504   | 35.0 | 1.469   | 35.0 |
| Gravure                 | 1.514   | 35.0 | 1.514   | 35.0 |
| Offside and color press | 1.661   | 35.0 | 1.661   | 35.0 |
| Columbus, Ohio          | 1.380   | 37.5 | 1.380   | 37.5 |
| Dallas, Tex.            | 1.188   | 40.0 | 1.142   | 37.5 |
| Dayton, Ohio            | 1.313   | 40.0 | 1.263   | 40.0 |
| Denver, Colo.           | 1.320   | 35.5 | 1.217   | 35.5 |
| Des Moines, Iowa        | 1.404   | 40.0 | 1.350   | 40.0 |
| Detroit, Mich.:         |         |      |         |      |
| Agreement A             | 1.643   | 35.0 | 1.571   | 35.0 |
| Agreement B             | 1.528   | 36.0 | 1.458   | 36.0 |
| Duluth, Minn.           | 1.290   | 35.0 | 1.250   | 35.0 |
| El Paso, Tex.           | 1.101   | 40.0 | 1.031   | 40.0 |
| Grand Rapids, Mich.     | 1.175   | 40.0 | 1.175   | 40.0 |
| Houston, Tex.           | 1.357   | 35.0 | 1.300   | 35.0 |
| Indianapolis, Ind.      | 1.380   | 37.5 | 1.340   | 37.5 |
| Kansas City, Mo.        | 1.207   | 40.0 | 1.207   | 40.0 |

TABLE 14.—Union Scales of Wages and Hours in the NEWSPAPER Printing Trades in Selected Cities, July 1, 1943, and June 1, 1942—Continued

JOURNEYMEN PRESSMEN: NIGHT WORK—Continued

| City                  | July 1, 1943  |                | June 1, 1942. |                |
|-----------------------|---------------|----------------|---------------|----------------|
|                       | Rate per hour | Hours per week | Rate per hour | Hours per week |
| Little Rock, Ark.     | \$1.090       | 37.5           | \$1.090       | 37.5           |
| Los Angeles, Calif.   | 1.413         | 35.0           | 1.413         | 35.0           |
| Louisville, Ky.       | 1.355         | 40.0           | 1.355         | 40.0           |
| Manchester, N. H.     | 1.240         | 37.5           | 1.173         | 37.5           |
| Memphis, Tenn.        | 1.327         | 37.5           | 1.267         | 37.5           |
| Milwaukee, Wis.       | 1.400         | 35.0           | 1.371         | 35.0           |
| Colormen              | 1.457         | 35.0           | 1.429         | 35.0           |
| Minneapolis, Minn.    | 1.325         | 40.0           | 1.275         | 40.0           |
| Mobile, Ala.          | 1.130         | 40.0           | 1.048         | 40.0           |
| Nashville, Tenn.      | 1.205         | 37.5           | 1.187         | 37.5           |
| Newark, N. J.         | 1.754         | 34.5           | 1.696         | 34.5           |
| New Haven, Conn.      | 1.533         | 30.0           | 1.326         | 36.0           |
| New York, N. Y.       | 1.746         | 34.5           | 1.630         | 34.5           |
| Gravure               | 1.986         | 36.5           | 1.597         | 36.5           |
| Color                 | 2.068         | 36.5           |               |                |
| Norfolk, Va.          | 1.113         | 40.0           | 1.038         | 40.0           |
| Oklahoma City, Okla.  | 1.188         | 40.0           | 1.188         | 40.0           |
| Color press.          | 1.250         | 40.0           | 1.250         | 40.0           |
| Omaha, Nebr.          | 1.276         | 40.0           | 1.176         | 40.0           |
| Peoria, Ill.          | 1.280         | 38.3           | 1.205         | 38.3           |
| Philadelphia, Pa.:    |               |                |               |                |
| Rate A.               | 1.391         | 34.5           | 1.333         | 34.5           |
| Rate B.               | 1.360         | 35.3           | 1.303         | 35.3           |
| Gravure:              |               |                |               |                |
| Pressmen              | 1.525         | 40.0           | 1.475         | 40.0           |
| Journeymen            | 1.381         | 40.0           | 1.331         | 40.0           |
| Phoenix, Ariz.        | 1.300         | 37.5           | 1.260         | 37.5           |
| Pittsburgh, Pa.       | 1.329         | 37.5           | 1.276         | 37.5           |
| Portland, Maine.      | 1.300         | 40.0           | 1.238         | 40.0           |
| Portland, Oreg.       | 1.421         | 35.0           | 1.321         | 35.0           |
| Providence, R. I.     | 1.461         | 38.0           | 1.461         | 38.0           |
| Reading, Pa.          | 1.371         | 35.0           | 1.314         | 35.0           |
| Richmond, Va.         | 1.238         | 40.0           | 1.188         | 40.0           |
| Rochester, N. Y.      | 1.309         | 40.0           | 1.284         | 40.0           |
| St. Louis, Mo.        | 1.386         | 35.0           | 1.307         | 35.0           |
| St. Paul, Minn.       | 1.300         | 40.0           | 1.250         | 40.0           |
| Salt Lake City, Utah: |               |                |               |                |
| First 6 months        | 1.133         | 37.5           | 1.067         | 37.5           |
| After 6 months        | 1.200         | 37.5           | 1.133         | 37.5           |
| San Antonio, Tex.     | 1.094         | 40.0           | 1.025         | 40.0           |
| San Francisco, Calif. | 1.407         | 37.5           | 1.327         | 37.5           |
| Scranton, Pa.         | 1.376         | 35.0           | 1.348         | 35.0           |
| Seattle, Wash.        | 1.379         | 35.0           | 1.379         | 35.0           |
| Spokane, Wash.        | 1.150         | 40.0           | 1.081         | 40.0           |
| Springfield, Mass.    | 1.225         | 40.0           | 1.081         | 40.0           |
| Tampa, Fla.           | 1.280         | 37.5           | 1.280         | 37.5           |
| Toledo, Ohio.         | 1.407         | 37.5           | 1.340         | 37.5           |
| Washington, D. C.     | 1.473         | 37.5           | 1.440         | 37.5           |
| Wichita, Kans.        | 1.894         | 40.0           | 1.844         | 40.0           |
| Worcester, Mass.      | 1.257         | 35.0           | 1.257         | 35.0           |

PRESSMEN-IN-CHARGE: DAY WORK

|   |         |      |         |      |
|---|---------|------|---------|------|
| Atlanta, Ga.  | \$1.425 | 40.0 | \$1.314 | 40.0 |
| Baltimore, Md.                                      | 1.344   | 40.0 | 1.288   | 40.0 |
| Birmingham, Ala.                                    | 1.244   | 40.0 | 1.156   | 40.0 |
| Boston, Mass.:                                      |         |      |         |      |
| Agreement A.  | 1.537   | 40.0 | 1.485   | 40.0 |
| Agreement B.  | 1.464   | 42.0 | 1.414   | 42.0 |
| Buffalo, N. Y.:                                     |         |      |         |      |
| Agreement A.  | 1.363   | 40.0 | 1.300   | 40.0 |
| Agreement B.  | 1.453   | 37.5 | 1.400   | 37.5 |
| Butte, Mont.  | 1.363   | 40.0 | 1.363   | 40.0 |
| Chicago, Ill.                                       | 1.533   | 37.5 | 1.533   | 37.5 |
| Color press.  | 1.667   | 37.5 | 1.667   | 37.5 |
| Cleveland, Ohio:                                    |         |      |         |      |
| Agreement A.  | 1.550   | 40.0 |         |      |
| Agreement B.  | 1.381   | 40.0 | 1.350   | 40.0 |
| Gravure.  | 1.454   | 40.0 | 1.454   | 40.0 |
| Shopping News.                                      | 1.747   | 37.5 | 1.747   | 37.5 |
| Columbus, Ohio.                                     | 1.460   | 37.5 | 1.460   | 37.5 |
| Dallas, Tex.  | 1.264   | 40.0 | 1.247   | 37.5 |
| Davenport, Iowa. (See Rock Island (Ill.) district.) |         |      |         |      |
| Dayton, Ohio.                                       | 1.344   | 40.0 | 1.294   | 40.0 |
| Denver, Colo.                                       | 1.333   | 37.5 | 1.236   | 37.5 |

TABLE 14.—Union Scales of Wages and Hours in the NEWSPAPER Printing Trades in Selected Cities, July 1, 1943, and June 1, 1942—Continued

PRESSMEN-IN-CHARGE: DAY WORK—Continued

| City  | July 1, 1943  |                | June 1, 1942  |                |
|---|---------------|----------------|---------------|----------------|
|   | Rate per hour | Hours per week | Rate per hour | Hours per week |
| Detroit, Mich.:                                 |               |                |               |                |
| Agreement A                                     | \$1.607       | 38.3           | \$1.632       | 38.3           |
| Agreement B                                     | 1.546         | 38.8           | 1.482         | 38.3           |
| Color press                                     | 1.611         | 38.8           | 1.546         | 38.3           |
| Duluth, Minn.                                   | 1.287         | 35.0           | 1.247         | 35.0           |
| El Paso, Tex.                                   | 1.133         | 40.0           | 1.063         | 40.0           |
| Erie, Pa.                                       | 1.325         | 40.0           | 1.250         | 40.0           |
| Houston, Tex.                                   | 1.250         | 40.0           | 1.200         | 40.0           |
| Indianapolis, Ind.                              | 1.380         | 37.5           | 1.340         | 37.5           |
| Jacksonville, Fla.                              | 1.450         | 40.0           | 1.375         | 40.0           |
| Kansas City, Mo.                                | 1.216         | 40.0           | 1.216         | 40.0           |
| Color press                                     | 1.341         | 40.0           | 1.341         | 40.0           |
| Little Rock, Ark.                               | 1.080         | 37.5           | 1.080         | 37.5           |
| Los Angeles, Calif.                             | 1.395         | 37.5           | 1.395         | 37.5           |
| Louisville, Ky.                                 | 1.408         | 40.0           | 1.408         | 40.0           |
| Madison, Wis.                                   | 1.325         | 40.0           | 1.325         | 40.0           |
| Manchester, N. H.                               | 1.267         | 37.5           | 1.200         | 37.5           |
| Memphis, Tenn.                                  | 1.427         | 37.5           | 1.360         | 37.5           |
| Milwaukee, Wis.                                 | 1.400         | 37.5           | 1.353         | 37.5           |
| Minneapolis, Minn.                              | 1.375         | 40.0           | 1.325         | 40.0           |
| Moline, Ill. (See Rock Island (Ill.) district.) |               |                |               |                |
| Nashville, Tenn.                                | 1.255         | 40.0           | 1.238         | 40.0           |
| Newark, N. J.                                   | 1.687         | 37.5           | 1.633         | 37.5           |
| New Haven, Conn.                                | 1.532         | 33.3           | 1.344         | 40.0           |
| New Orleans, La.                                | 1.215         | 40.0           | 1.150         | 40.0           |
| New York, N. Y.                                 | 1.740         | 37.5           | 1.633         | 37.5           |
| Gravure   | 1.960         | 37.5           | 1.633         | 37.5           |
| Color   | 2.040         | 37.5           |               |                |
| Norfolk, Va.                                    | 1.250         | 40.0           | 1.188         | 40.0           |
| Oklahoma City, Okla.                            | 1.250         | 40.0           | 1.250         | 40.0           |
| Omaha, Nebr.                                    | 1.305         | 40.0           | 1.172         | 40.0           |
| Peoria, Ill.                                    | 1.362         | 38.3           | 1.310         | 38.3           |
| Philadelphia, Pa.                               | 1.360         | 37.5           | 1.307         | 37.5           |
| Gravure   | 1.559         | 40.0           | 1.509         | 40.0           |
| Pittsburgh, Pa.                                 | 1.329         | 37.5           | 1.276         | 37.5           |
| Portland, Oreg.                                 | 1.383         | 37.5           | 1.340         | 37.5           |
| Providence, R. I.                               | 1.463         | 40.0           | 1.463         | 40.0           |
| Reading, Pa.                                    | 1.360         | 37.5           | 1.315         | 37.5           |
| Richmond, Va.                                   | 1.300         | 40.0           | 1.250         | 40.0           |
| Rochester, N. Y.                                | 1.319         | 40.0           | 1.294         | 40.0           |
| Rock Island (Ill.) district                     | 1.486         | 37.0           | 1.432         | 37.0           |
| St. Louis, Mo.                                  | 1.319         | 40.0           | 1.250         | 40.0           |
| St. Paul, Minn.                                 | 1.363         | 40.0           | 1.325         | 40.0           |
| Salt Lake City, Utah                            | 1.267         | 37.5           | 1.200         | 37.5           |
| San Antonio, Tex.                               | 1.219         | 40.0           | 1.150         | 40.0           |
| San Francisco, Calif.                           | 1.433         | 37.5           | 1.353         | 37.5           |
| Scranton, Pa.                                   | 1.263         | 40.0           | 1.238         | 40.0           |
| Seattle, Wash.                                  | 1.420         | 37.5           | 1.420         | 37.5           |
| Spokane, Wash.                                  | 1.225         | 40.0           | 1.156         | 40.0           |
| Springfield, Mass.                              | 1.250         | 40.0           | 1.219         | 40.0           |
| Tampa, Fla.                                     | 1.293         | 37.5           | 1.293         | 37.5           |
| Toledo, Ohio                                    | 1.487         | 37.5           | 1.420         | 37.5           |
| Assistant men-in-charge                         | 1.413         | 37.5           | 1.347         | 37.5           |
| Washington, D. C.                               | 1.507         | 37.5           | 1.473         | 37.5           |
| Wichita, Kans.                                  | 907           | 40.0           | 856           | 40.0           |
| Worcester, Mass.                                | 1.225         | 40.0           | 1.225         | 40.0           |
| Youngstown, Ohio                                | 1.411         | 40.0           | 1.361         | 40.0           |

PRESSMEN-IN-CHARGE: NIGHT WORK

|                  |         |      |         |      |
|------------------|---------|------|---------|------|
| Atlanta, Ga.     | \$1.520 | 37.5 | \$1.401 | 37.5 |
| Baltimore, Md.   | 1.536   | 35.0 | 1.471   | 35.0 |
| Birmingham, Ala. | 1.421   | 35.0 | 1.321   | 35.0 |
| Boston, Mass.    | 1.708   | 36.0 | 1.650   | 36.0 |
| Buffalo, N. Y.:  |         |      |         |      |
| Agreement A      | 1.520   | 37.5 | 1.453   | 37.5 |
| Agreement B      | 1.520   | 37.5 | 1.467   | 37.5 |
| Butte, Mont.     | 1.401   | 40.0 | 1.401   | 40.0 |
| Chicago, Ill.    | 1.714   | 35.0 | 1.714   | 35.0 |
| Color press      | 1.857   | 35.0 | 1.857   | 35.0 |
| Cleveland, Ohio  | 1.579   | 35.0 | 1.543   | 35.0 |
| Gravure          | 1.661   | 35.0 | 1.661   | 35.0 |
| Columbus, Ohio   | 1.513   | 37.5 | 1.513   | 37.5 |

**TABLE 14.—Union Scales of Wages and Hours in the NEWSPAPER Printing Trades in Selected Cities, July 1, 1943, and June 1, 1942—Continued**

**PRESSMEN-IN-CHARGE: NIGHT WORK—Continued**

| City                      | July 1, 1943  |                | June 1, 1942  |                |
|---------------------------|---------------|----------------|---------------|----------------|
|                           | Rate per hour | Hours per week | Rate per hour | Hours per week |
| Dallas, Tex.....          | \$1.313       | 40.0           | \$1.281       | 37.5           |
| Dayton, Ohio.....         | 1.406         | 40.0           | 1.356         | 40.0           |
| Denver, Colo.....         | 1.425         | 35.5           | 1.323         | 35.5           |
| Detroit, Mich.:           |               |                |               |                |
| Agreement A.....          | 1.857         | 35.0           | 1.786         | 35.0           |
| Agreement B.....          | 1.667         | 36.0           | 1.597         | 36.0           |
| El Paso, Tex.....         | 1.133         | 40.0           | 1.063         | 40.0           |
| Houston, Tex.....         | 1.429         | 35.0           | 1.371         | 35.0           |
| Indianapolis, Ind.....    | 1.470         | 37.5           | 1.430         | 37.5           |
| Kansas City, Mo.....      | 1.269         | 40.0           | 1.269         | 40.0           |
| Los Angeles, Calif.....   | 1.495         | 35.0           | 1.495         | 35.0           |
| Louisville, Ky.....       | 1.480         | 40.0           | 1.480         | 40.0           |
| Manchester, N. H.....     | 1.347         | 37.5           | 1.280         | 37.5           |
| Memphis, Tenn.....        | 1.447         | 37.5           | 1.380         | 37.5           |
| Milwaukee, Wis.....       | 1.514         | 35.0           | 1.485         | 35.0           |
| Minneapolis, Minn.....    | 1.450         | 40.0           | 1.400         | 40.0           |
| Nashville, Tenn.....      | 1.338         | 37.5           | 1.320         | 37.5           |
| Newark, N. J.....         | 1.971         | 34.5           | 1.913         | 34.5           |
| New Haven, Conn.....      | 1.700         | 30.0           | 1.493         | 36.0           |
| New York, N. Y.....       | 1.964         | 34.5           | 1.843         | 34.5           |
| Gravure.....              | 2.233         | 36.5           | 1.811         | 36.5           |
| Color.....                | 2.315         | 36.5           |               |                |
| Norfolk, Va.....          | 1.288         | 40.0           | 1.188         | 40.0           |
| Oklahoma City, Okla.....  | 1.313         | 40.0           | 1.313         | 40.0           |
| Omaha, Nebr.....          | 1.339         | 40.0           | 1.238         | 40.0           |
| Peoria, Ill.....          | 1.411         | 38.3           | 1.335         | 38.3           |
| Philadelphia, Pa.:        |               |                |               |                |
| Rate A.....               | 1.536         | 34.5           | 1.478         | 34.5           |
| Rate B.....               | 1.501         | 35.3           | 1.445         | 35.3           |
| Gravure.....              | 1.696         | 40.0           | 1.646         | 40.0           |
| Pittsburgh, Pa.....       | 1.400         | 37.5           | 1.342         | 40.0           |
| Portland, Oreg.....       | 1.529         | 35.0           | 1.429         | 35.0           |
| Providence, R. I.....     | 1.540         | 38.0           | 1.540         | 38.0           |
| Reading, Pa.....          | 1.514         | 35.0           | 1.457         | 35.0           |
| Richmond, Va.....         | 1.363         | 40.0           | 1.313         | 40.0           |
| Rochester, N. Y.....      | 1.403         | 40.0           | 1.378         | 40.0           |
| St. Louis, Mo.....        | 1.507         | 35.0           | 1.429         | 35.0           |
| St. Paul, Minn.....       | 1.425         | 40.0           | 1.375         | 40.0           |
| Salt Lake City, Utah..... | 1.333         | 37.5           | 1.267         | 37.5           |
| San Antonio, Tex.....     | 1.219         | 40.0           | 1.150         | 40.0           |
| San Francisco, Calif..... | 1.473         | 37.5           | 1.393         | 37.5           |
| Scranton, Pa.....         | 1.471         | 35.0           | 1.443         | 35.0           |
| Seattle, Wash.....        | 1.521         | 35.0           | 1.521         | 35.0           |
| Spokane, Wash.....        | 1.275         | 40.0           | 1.219         | 40.0           |
| Springfield, Mass.....    | 1.259         | 40.0           | 1.219         | 40.0           |
| Tampa, Fla.....           | 1.413         | 37.5           | 1.413         | 37.5           |
| Toledo, Ohio.....         | 1.540         | 37.5           | 1.487         | 37.5           |
| Washington, D. C.....     | 1.607         | 37.5           | 1.573         | 37.5           |
| Wichita, Kans.....        | .952          | 40.0           | .906          | 40.0           |
| Worcester, Mass.....      | 1.400         | 35.0           | 1.400         | 35.0           |

**STEREOTYPERS: DAY WORK**

|  |         |      |         |      |
|--|---------|------|---------|------|
| Atlanta, Ga.....   | \$1.263 | 40.0 | \$1.200 | 40.0 |
| Baltimore, Md.....                                       | 1.278   | 38.3 | 1.213   | 38.3 |
| Binghamton, N. Y.....                                    | 1.267   | 37.5 | 1.227   | 37.5 |
| Birmingham, Ala.....                                     | 1.175   | 40.0 | 1.125   | 40.0 |
| Boston, Mass.....  | 1.481   | 35.0 | 1.429   | 35.0 |
| Buffalo, N. Y.....                                       | 1.320   | 37.5 | 1.267   | 37.5 |
| Butte, Mont.....   | 1.254   | 35.0 | 1.254   | 35.0 |
| Charleston, W. Va.....                                   | 1.175   | 40.0 | 1.175   | 40.0 |
| Charlotte, N. C.....                                     | 1.040   | 37.5 | 1.040   | 37.5 |
| Chicago, Ill.....  | 1.345   | 40.0 | 1.289   | 40.0 |
| Foreign language dailies.....                            | 1.639   | 35.0 | 1.639   | 35.0 |
| Cincinnati, Ohio.....                                    | 1.376   | 38.8 | 1.350   | 38.8 |
| Cleveland, Ohio.....                                     | 1.327   | 39.2 | 1.250   | 40.0 |
| Syndicates.....  | 1.520   | 36.6 | 1.462   | 36.6 |
| Shopping News.....                                       | 1.456   | 37.5 | 1.456   | 37.5 |
| Part time.....   | 1.429   | 37.5 |         |      |
| Columbus, Ohio.....                                      | 1.373   | 37.5 | 1.263   | 40.0 |
| Dallas, Tex.....   | 1.259   | 37.5 | 1.259   | 37.5 |
| Davenport, Iowa. (See Rock Island (Ill.) district.)..... |         |      |         |      |
| Dayton, Ohio.....  | 1.329   | 40.0 | 1.200   | 40.0 |

TABLE 14.—Union Scales of Wages and Hours in the NEWSPAPER Printing Trades in Selected Cities, July 1, 1943, and June 1, 1942—Continued

STEREOTYPERS: DAY WORK—Continued

| City  | July 1, 1943  |                | June 1, 1942  |                |
|---|---------------|----------------|---------------|----------------|
|   | Rate per hour | Hours per week | Rate per hour | Hours per week |
| Denver, Colo.....                               | \$1.233       | 37.5           | \$1.137       | 37.5           |
| Catholic Register.....                          | 1.317         | 37.5           | 1.253         | 37.5           |
| Des Moines, Iowa.....                           | 1.330         | 40.0           | 1.290         | 40.0           |
| Detroit, Mich.....                              | 1.375         | 40.0           | 1.375         | 40.0           |
| Duluth, Minn.....                               | 1.145         | 36.7           | 1.145         | 36.7           |
| El Paso, Tex.....                               | 1.101         | 40.0           | 1.031         | 40.0           |
| Erie, Pa.....                                   | 1.063         | 40.0           | 1.063         | 40.0           |
| Grand Rapids, Mich.....                         | 1.275         | 40.0           | 1.275         | 40.0           |
| Houston, Tex.....                               | 1.219         | 40.0           | 1.169         | 40.0           |
| Indianapolis, Ind.....                          | 1.366         | 37.5           | 1.300         | 37.5           |
| Jacksonville, Fla.....                          | 1.350         | 40.0           | 1.225         | 40.0           |
| Kansas City, Mo.....                            | 1.310         | 40.0           | 1.236         | 40.0           |
| Little Rock, Ark.....                           | 1.070         | 37.5           | 1.020         | 37.5           |
| Los Angeles, Calif.....                         | 1.300         | 37.5           | 1.220         | 37.5           |
| Louisville, Ky.....                             | 1.283         | 40.0           | 1.283         | 40.0           |
| Madison, Wis.....                               | 1.175         | 40.0           | 1.175         | 40.0           |
| Manchester, N. H.....                           | 1.160         | 37.5           | 1.093         | 37.5           |
| Memphis, Tenn.....                              | 1.247         | 37.5           | 1.247         | 37.5           |
| Milwaukee, Wis.....                             | 1.347         | 37.5           | 1.304         | 37.5           |
| Minneapolis, Minn.....                          | 1.250         | 40.0           | 1.200         | 40.0           |
| Mobile, Ala.....                                | 1.030         | 33.3           | 1.030         | 33.3           |
| Moline, Ill. (See Rock Island (Ill.) district.) |               |                |               |                |
| Nashville, Tenn.....                            | 1.130         | 40.0           | 1.113         | 40.0           |
| Newark, N. J.....                               | 1.295         | 40.0           | 1.295         | 40.0           |
| New Haven, Conn.....                            | 1.113         | 40.0           | 1.075         | 40.0           |
| New Orleans, La.....                            | 1.100         | 40.0           | .969          | 40.0           |
| New York, N. Y.....                             | 1.547         | 37.5           | 1.467         | 37.5           |
| Norfolk, Va.....                                | 1.070         | 40.0           | 1.070         | 40.0           |
| Oklahoma City, Okla.....                        | 1.156         | 40.0           | 1.125         | 40.0           |
| Omaha, Nebr.....                                | 1.250         | 40.0           | 1.150         | 40.0           |
| Peoria, Ill.....                                | 1.277         | 37.5           | 1.224         | 37.5           |
| Philadelphia, Pa.....                           | 1.307         | 37.5           | 1.253         | 37.5           |
| Phoenix, Ariz.....                              | 1.230         | 37.5           | 1.190         | 37.5           |
| Pittsburgh, Pa.....                             | 1.358         | 37.5           | 1.278         | 37.5           |
| Portland, Maine.....                            | 1.200         | 40.0           | 1.075         | 40.0           |
| Portland, Oreg.....                             | 1.327         | 37.5           | 1.260         | 37.5           |
| Providence, R. I.....                           | 1.414         | 33.3           | 1.414         | 33.3           |
| Reading, Pa.....                                | 1.235         | 37.5           | 1.183         | 37.5           |
| Richmond, Va.....                               | 1.175         | 40.0           | 1.125         | 40.0           |
| Rochester, N. Y.....                            | 1.277         | 40.0           | 1.177         | 40.0           |
| Rock Island (Ill.) district.....                | 1.250         | 40.0           | 1.200         | 40.0           |
| St. Louis, Mo.....                              | 1.285         | 40.0           | 1.216         | 40.0           |
| St. Paul, Minn.....                             | 1.250         | 40.0           | 1.213         | 40.0           |
| Salt Lake City, Utah.....                       | 1.113         | 40.0           | 1.063         | 40.0           |
| San Antonio, Tex.....                           | 1.138         | 40.0           | 1.110         | 40.0           |
| San Francisco, Calif.:                          |               |                |               |                |
| Rate A.....                                     | 1.356         | 37.5           | 1.276         | 37.5           |
| Rate B.....                                     | 1.538         | 32.5           | 1.538         | 32.5           |
| Scranton, Pa.....                               | 1.221         | 40.0           | 1.221         | 40.0           |
| Seattle, Wash.....                              | 1.407         | 35.0           | 1.336         | 35.0           |
| Shopping News.....                              | 1.500         | 35.0           | 1.500         | 35.0           |
| South Bend, Ind.....                            | 1.163         | 40.0           | 1.163         | 40.0           |
| Spokane, Wash.....                              | 1.180         | 37.5           | 1.113         | 37.5           |
| Springfield, Mass.....                          | 1.131         | 40.0           | 1.081         | 40.0           |
| Shopping News.....                              | 1.100         | 40.0           | 1.100         | 40.0           |
| Tampa, Fla.....                                 | 1.260         | 37.5           | 1.180         | 37.5           |
| Toledo, Ohio.....                               | 1.380         | 37.5           | 1.307         | 37.5           |
| Washington, D. C.....                           | 1.340         | 37.5           | 1.340         | 37.5           |
| Wichita, Kans.:                                 |               |                |               |                |
| Agreement A.....                                | 1.125         | 40.0           |               |                |
| Agreement B.....                                | 1.000         | 40.0           | 1.000         | 40.0           |
| Worcester, Mass.....                            | 1.240         | 37.5           | 1.120         | 37.5           |
| Youngstown, Ohio.....                           | 1.363         | 40.0           | 1.313         | 40.0           |

STEREOTYPERS: NIGHT WORK

|                       |         |      |         |      |
|-----------------------|---------|------|---------|------|
| Atlanta, Ga.....      | \$1.325 | 40.0 | \$1.263 | 40.0 |
| Baltimore, Md.....    | 1.470   | 33.3 | 1.400   | 33.3 |
| Binghamton, N. Y..... | 1.347   | 37.5 | 1.307   | 37.5 |
| Birmingham, Ala.....  | 1.238   | 40.0 | 1.188   | 40.0 |
| Boston, Mass.....     | 1.636   | 31.7 | 1.577   | 31.7 |
| Buffalo, N. Y.....    | 1.387   | 37.5 | 1.333   | 37.5 |
| Butte, Mont.....      | 1.254   | 35.0 | 1.254   | 35.0 |

TABLE 14.—Union Scales of Wages and Hours in the NEWSPAPER Printing Trades in Selected Cities, July 1, 1943, and June 1, 1942—Continued

## STEREOTYPERS: NIGHT WORK—Continued

| City                      | July 1, 1943  |                | June 1, 1942  |                |
|---------------------------|---------------|----------------|---------------|----------------|
|                           | Rate per hour | Hours per week | Rate per hour | Hours per week |
| Charleston, W. Va.        | \$1.250       | 40.0           | \$1.250       | 40.0           |
| Charlotte, N. C.          | 1.133         | 40.0           | 1.133         | 37.5           |
| Chicago, Ill.             | 1.483         | 37.5           | 1.423         | 37.5           |
| Foreign language dailies  | 2.012         | 30.0           | 2.012         | 30.0           |
| Cincinnati, Ohio          | 1.477         | 37.5           | 1.450         | 37.5           |
| Cleveland, Ohio           | 1.471         | 36.7           | 1.387         | 37.5           |
| Syndicates                | 1.605         | 36.6           | 1.544         | 36.6           |
| Shopping News (part time) | 1.507         | 37.5           |               |                |
| Columbus, Ohio            | 1.427         | 37.5           | 1.313         | 40.0           |
| Dallas, Tex.              | 1.312         | 37.5           | 1.312         | 37.5           |
| Dayton, Ohio              | 1.394         | 40.0           | 1.263         | 40.0           |
| Denver, Colo.             | 1.280         | 37.5           | 1.183         | 37.5           |
| Des Moines, Iowa          | 1.408         | 40.0           | 1.368         | 40.0           |
| Detroit, Mich.            | 1.571         | 36.0           | 1.571         | 36.0           |
| Duluth, Minn.             | 1.220         | 36.7           | 1.220         | 36.7           |
| El Paso, Tex.             | 1.133         | 40.0           | 1.063         | 40.0           |
| Grand Rapids, Mich.       | 1.325         | 40.0           | 1.325         | 40.0           |
| Houston, Tex.             | 1.250         | 40.0           | 1.200         | 40.0           |
| Indianapolis, Ind.        | 1.466         | 37.5           | 1.400         | 37.5           |
| Jacksonville, Fla.        | 1.375         | 40.0           | 1.275         | 40.0           |
| Kansas City, Mo.          | 1.373         | 40.0           | 1.291         | 40.0           |
| Little Rock, Ark.         | 1.140         | 37.5           | 1.090         | 40.0           |
| Los Angeles, Calif.       | 1.367         | 37.5           | 1.287         | 37.5           |
| Louisville, Ky.           | 1.355         | 40.0           | 1.355         | 40.0           |
| Manchester, N. H.         | 1.240         | 37.5           | 1.173         | 37.5           |
| Memphis, Tenn.            | 1.357         | 35.0           | 1.357         | 35.0           |
| Milwaukee, Wis.           | 1.413         | 37.5           | 1.387         | 37.5           |
| Minneapolis, Minn.        | 1.325         | 40.0           | 1.275         | 40.0           |
| Mobile, Ala.              | 1.050         | 33.3           | 1.050         | 33.3           |
| Nashville, Tenn.          | 1.205         | 37.5           | 1.187         | 37.5           |
| Newark, N. J.             | 1.727         | 30.0           | 1.727         | 30.0           |
| New Orleans, La.          | 1.163         | 40.0           | 1.100         | 37.5           |
| New York, N. Y.           | 1.933         | 31.5           | 1.833         | 31.5           |
| Norfolk, Va.              | 1.120         | 40.0           | 1.120         | 40.0           |
| Oklahoma City, Okla.      | 1.219         | 40.0           | 1.188         | 40.0           |
| Omaha, Nebr.              | 1.316         | 40.0           | 1.216         | 40.0           |
| Peoria, Ill.              | 1.474         | 32.5           | 1.412         | 32.5           |
| Philadelphia, Pa.         | 1.360         | 37.5           | 1.307         | 37.5           |
| Phoenix, Ariz.            | 1.300         | 37.5           | 1.260         | 37.5           |
| Pittsburgh, Pa.           | 1.425         | 37.5           | 1.345         | 37.5           |
| Portland, Maine           | 1.300         | 40.0           | 1.175         | 40.0           |
| Portland, Oreg.           | 1.421         | 35.0           | 1.350         | 35.0           |
| Providence, R. I.         | 1.486         | 31.7           | 1.486         | 31.7           |
| Reading, Pa.              | 1.371         | 35.0           | 1.314         | 35.0           |
| Richmond, Va.             | 1.288         | 40.0           | 1.188         | 40.0           |
| Rochester, N. Y.          | 1.360         | 40.0           | 1.280         | 40.0           |
| St. Louis, Mo.            | 1.469         | 35.0           | 1.390         | 35.0           |
| St. Paul, Minn.           | 1.313         | 40.0           | 1.263         | 40.0           |
| Salt Lake City, Utah      | 1.175         | 40.0           | 1.125         | 40.0           |
| San Antonio, Tex.         | 1.158         | 40.0           | 1.110         | 40.0           |
| San Francisco, Calif.     | 1.400         | 37.5           | 1.320         | 37.5           |
| Scranton, Pa.             | 1.396         | 35.0           | 1.396         | 35.0           |
| Seattle, Wash.            | 1.479         | 35.0           | 1.407         | 35.0           |
| Spokane, Wash.            | 1.220         | 37.5           | 1.163         | 37.5           |
| Springfield, Mass.        | 1.293         | 35.0           | 1.236         | 35.0           |
| Tampa, Fla.               | 1.360         | 37.5           | 1.290         | 37.5           |
| Toledo, Ohio              | 1.420         | 37.5           | 1.300         | 37.5           |
| Washington, D. C.         | 1.542         | 33.5           | 1.542         | 33.5           |
| Wichita, Kans.            | 1.039         | 40.0           | 1.039         | 40.0           |
| Worcester, Mass.          | 1.328         | 35.0           | 1.200         | 35.0           |
| Youngstown, Ohio          | 1.471         | 38.8           | 1.419         | 38.8           |