
UNITED STATES DEPARTMENT OF LABOR

Frances Perkins, *Secretary*

BUREAU OF LABOR STATISTICS

Isador Lubin, *Commissioner (on leave)*

A. F. Hinrichs, *Acting Commissioner*

+

Union Wages and Hours
in the Building Trades,
July 1, 1942



Bulletin No. 730

[Reprinted from the *Monthly Labor Review*,
December 1942, with additional data]

UNITED STATES
GOVERNMENT PRINTING OFFICE
WASHINGTON : 1943

For sale by the Superintendent of Documents, U. S. Government Printing Office
Washington, D. C. - Price 10 cents

CONTENTS

	Page
Summary	1
Scope and method of study	1
Trend of union wage rates	4
Rate changes in other specified trades	7
Average hourly rates, July 1, 1942	7
Changes in union wage rates between 1941 and 1942	10
Rate changes prior to effective date of stabilization agreement	13
Average rate changes in each city	14
Average wage rates in each city	15
Average wage rates by size of city	18
Regional differences	20
Overtime rates	20
Sunday rates	21
Weekly hours:	
Trend of maximum weekly hours	22
Weekly hours, 1942	25
Changes in weekly hours between 1941 and 1942	26
Union scales of wages by cities and trades	28
Appendix—Changes in rates after July 1, 1942	64

Letter of Transmittal

UNITED STATES DEPARTMENT OF LABOR,
BUREAU OF LABOR STATISTICS,
Washington, D. C., January 19, 1943.

The SECRETARY OF LABOR:

I have the honor to transmit herewith the annual report on union wages and hours in the building trades as of July 1, 1942.

This report is based on a survey made in 75 cities. In a few of these cities certain trades were nonexistent or the workers were not covered by collective-bargaining arrangements.

The Bureau of Labor Statistics has made surveys of union wages and hours in the building trades in selected cities each year since 1907, the earliest studies including only 37 cities. The present study not only shows the actual rates of each trade in each of the cities covered but also the average rates for each trade and for all trades in each city. There is also a table showing the trend of hourly wage rates throughout the period 1907 to 1942.

The reports for previous years showed wage and hour scales which were in effect on June 1. This year, because of the Building Construction Stabilization Agreement sponsored by the Government, which tends to stabilize all building rates as of July 1, 1942, for the duration of the war, all rates were collected as of July 1.

This bulletin was prepared in the Industrial Relations Division under the supervision of Florence Peterson, Chief. Kermit B. Mohn was in immediate charge, assisted by Annette V. Simi.

A. F. HINRICHS, *Acting Commissioner.*

HON. FRANCES PERKINS,
Secretary of Labor.

Bulletin No. 730 of the

United States Bureau of Labor Statistics

[Reprinted from the MONTHLY LABOR REVIEW, December 1942, with additional data]

**UNION WAGES AND HOURS IN THE BUILDING
TRADES, JULY 1, 1942**

Summary

UNION wage rates for journeymen in the building trades in 75 cities averaged \$1.556 per hour on July 1, 1942. The average for helpers and laborers was \$0.839; for the combined trades it was \$1.362.

Since June 1, 1941, union wage rates in the building trades have shown an average increase of 6.3 percent. Journeyman rates were advanced an average of 5.6 percent; helper and laborer rates 10.0 percent. Slightly more than three-fifths of the union journeymen and over three-fourths of the less skilled group received wage increases during the 13-month period.

Straight-time weekly hours permitted by union agreements increased, on the average, by 0.8 percent. A number of journeymen trades in various cities previously having a 30- or 35-hour week increased their straight-time workweeks during the war emergency to 40 hours. A few of the helper and laborer agreements showed reductions to 40, both movements increasing the prevalence of the 40-hour week in the industry.

On Federal war construction projects the stabilization agreement made between the Federal agencies and the Building Trades Department of the American Federation of Labor (effective July 22, 1941) provides for a uniform workweek of 40 hours and the payment of time and a half for all overtime and Sunday work. For other work, the union agreements covering 65.5 percent of the journeymen and 29.0 percent of the helpers and laborers provided for double rates for overtime. Almost 81 percent of all the union construction workers in the 75 cities studied were covered by double-time rates for Sunday work.

Scope and Method of Study

Union scales of wages and hours in the building trades have been collected by the Bureau of Labor Statistics each year since 1907. The early studies were made in 39 cities and included 14 journeyman trades and 4 helper and laborer trades. The study has been gradually extended to cover 75 cities, and now includes 27 journeyman trades and 10 helper and laborer trades. These cities are in 40 States and the District of Columbia.¹

Rates for the earlier years were collected as of May 15. Since many of the annual wage negotiations during more recent years have not been concluded by the middle of May, rates were collected as of June 1 from 1938 to 1941, inclusive. This year, because of the Building Construction Stabilization Agreement sponsored by the Govern-

¹ Footnote on p. 2.

ment, which tends to stabilize all building rates as of July 1, 1942, for the duration of the war,² rates were collected as of July 1.

The collection of the data was made by field representatives of the Bureau, who visited some responsible official of each local union involved in the cities covered. The 1942 survey included 2,957 quotations of scales covering 698,024 union members, 73 percent of whom were journeymen, and 27 percent helpers and laborers. In 1941 helpers and laborers comprised 22.5 percent of the total membership; in 1940 almost 21 percent, and 1939 about 18 percent. As membership is used as the weighting factor, the comparatively large proportional increase of helpers and laborers between 1941 and 1942 undoubtedly had a depressing influence on the general average rates, especially in certain localities where the membership among the building-laborer group rose considerably, owing to the large amounts of Federal construction.

Union scale.—A union scale is a wage rate or schedule of hours agreed to by an employer (or group of employers) and a labor organization, for persons who are actually working or would be working if there were work to be had in that locality. A union scale usually fixes a limit in one direction; that is, it provides a minimum wage and maximum hours of work with specific provisions for overtime.

Apprentices and foremen.—A young person working in a trade for a definite number of years, for the purpose of learning the trade, and receiving instruction as an element of compensation, is considered an apprentice. Scales for apprentices have not been included, but scales for helpers in a number of trades were collected. In some trades the work of helpers is performed, at least in part, by apprentices. Whenever it was found that helpers' work was done largely by apprentices, the scales for such helpers were omitted.

No rates were collected for strictly supervising foremen nor for individuals who were paid unusual rates because of some personal qualification as distinct from the usual trade qualifications.

¹ The following are the cities covered. The numerals indicate the population group in which the city is included in tables 8 and 9.

North and Pacific

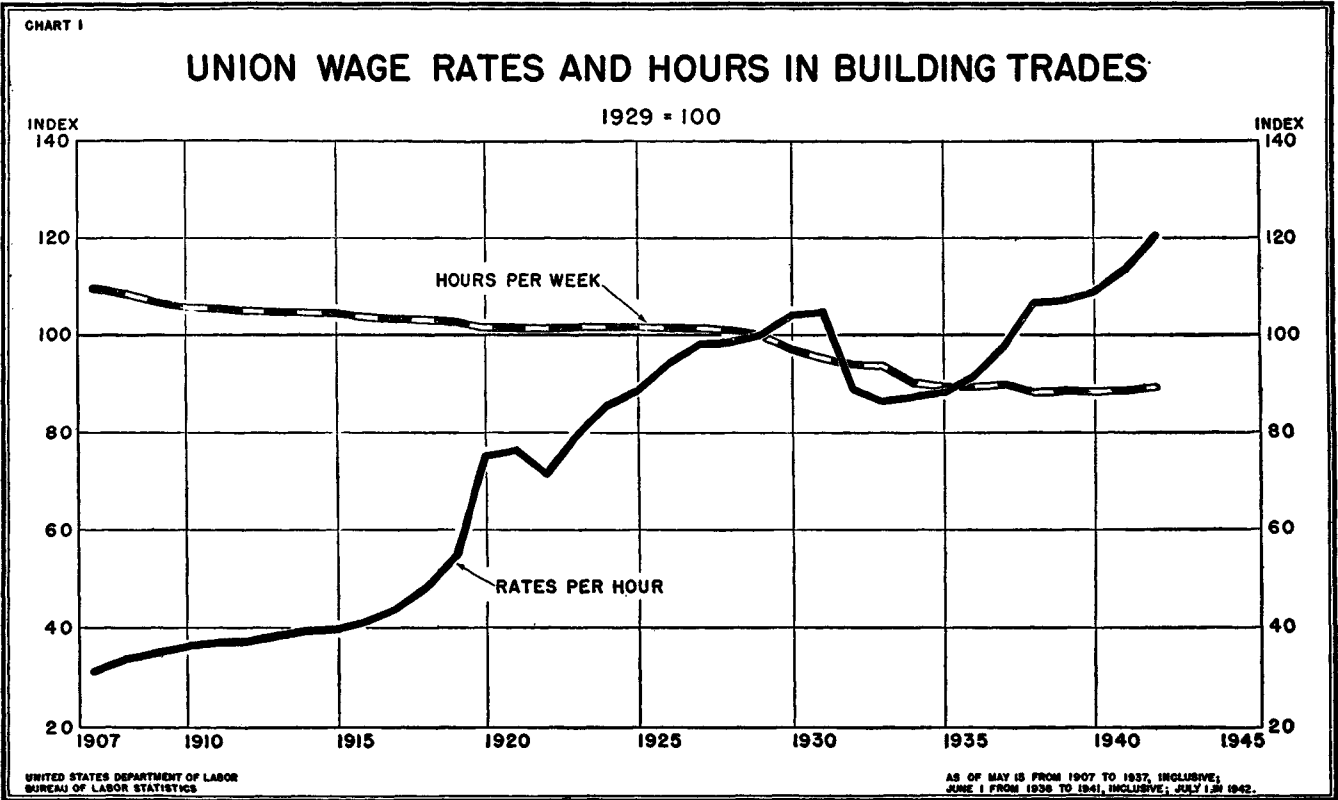
Baltimore, Md. II.	Indianapolis, Ind. III.	Reading, Pa. IV.
Binghamton, N. Y. V.	Kansas City, Mo. III.	Rochester, N. Y. III.
Boston, Mass. II.	Los Angeles, Calif. I.	Rock Island (Ill.) district. IV.
Buffalo, N. Y. II.	Madison, Wis. V.	St. Louis, Mo. II.
Butte, Mont. V.	Manchester, N. H. V.	St. Paul, Minn. III.
Charleston, W. Va. V.	Milwaukee, Wis. II.	Salt Lake City, Utah. IV.
Chicago, Ill. I.	Minneapolis, Minn. IH.	San Francisco, Calif. II.
Cincinnati, Ohio. III.	Moline, Ill., included in Rock Island (Ill.) district.	Scranton, Pa. IV.
Cleveland, Ohio. II.	Newark, N. J. III.	Seattle, Wash. III.
Columbus, Ohio. III.	New Haven, Conn. IV.	South Bend, Ind. IV.
Davenport, Iowa, included in Rock Island (Ill.) district.	New York, N. Y. I.	Spokane, Wash. IV.
Dayton, Ohio. IV.	Omaha, Neb. IV.	Springfield, Mass. IV.
Denver, Colo. III.	Peoria, Ill. IV.	Toledo, Ohio. III.
Des Moines, Iowa. IV.	Philadelphia, Pa. I.	Washington, D. C. II.
Detroit, Mich. I.	Pittsburgh, Pa. II.	Wichita, Kans. IV.
Duluth, Minn. IV.	Portland, Maine. V.	Worcester, Mass. IV.
Erie, Pa. IV.	Portland, Oreg. III.	York, Pa. V.
Grand Rapids, Mich. IV.	Providence, R. I. III.	Youngstown, Ohio. IV.

South and Southwest

Atlanta, Ga. III.	Jackson, Miss. V.	New Orleans, La. III.
Birmingham, Ala. III.	Jacksonville, Fla. IV.	Norfolk, Va. IV.
Charleston, S. C. V.	Little Rock, Ark. V.	Oklahoma City, Okla. IV.
Charlotte, N. C. IV.	Louisville, Ky. III.	Phoenix, Ariz. V.
Dallas, Tex. III.	Memphis, Tenn. III.	Richmond, Va. IV.
El Paso, Tex. V.	Mobile, Ala. V.	San Antonio, Tex. III.
Houston, Tex. III.	Nashville, Tenn. IV.	Tampa, Fla. IV.

² Memorandum of agreement between the Building Trades Department of the A. F. of L. and various Government agencies in charge of war construction, released May 22, 1942.

510421°—48—2



WAGES AND HOURS

Averages.—The averages for each trade given in this report are weighted according to the number of members in the various local unions. Thus, the averages reflect not only the specific rates provided in the union agreements but also the number of persons presumably benefiting from these rates.

Index numbers.—In the series of index numbers (1929=100) the percentage change from year to year is based on aggregates computed from the quotations of the unions which furnished reports for identical occupations in both years. The membership weights in both of the aggregates used in each year-to-year comparison are those reported for the second year. The index for each year is computed by multiplying the index for the preceding year by the ratio of the aggregates so obtained. The index numbers were revised on this basis in 1936 in order to eliminate the influence of changes in union membership which obscure the real changes in wages and hours.

The effect of the increase in union membership in the lower-paid occupations (helpers and laborers primarily) is evident in a comparison of the averages for 1941 and 1942 with the indexes. The average, weighted by the membership for each year, in 1941 was \$1.365 and in 1942 was \$1.362. The index which eliminates the influence of membership changes shows an increase from 113.1 to 120.2.

For the trend of union rates, the tables of indexes (tables 1 and 2) should be consulted; for a comparison of wage rates between trades at a given time, the table of averages (table 4) should be used.

Trend of Union Wage Rates

Average wage rates for organized building-trades workers were increased 6.3 percent during the period from June 1, 1941, to July 1, 1942. Journeymen received average increases of 5.6 percent and helpers and laborers 10.0 percent (table 1). During the year previous to June 1, 1941, journeymen had increased their rates 3.5 percent, helpers and laborers 4.8 percent, and both groups together 3.7 percent. Since 1929 (the base period of the indexes) the average rates for journeymen have increased 18.4 percent, helpers and laborers 32.3 percent, and the combined groups 20.2 percent.

TABLE 1.—*Indexes of Union Hourly Wage Rates in All Building Trades, 1907-42*

Year	All trades	Journeymen	Helpers and laborers	Year	All trades	Journeymen	Helpers and laborers
1907.....	31.5	31.7	30.7	1925.....	89.0	88.8	87.7
1908.....	33.5	33.8	32.1	1926.....	94.8	94.7	95.6
1909.....	35.1	35.5	33.2	1927.....	98.1	97.9	97.3
1910.....	36.5	37.0	34.3	1928.....	98.7	98.7	98.3
1911.....	37.1	37.6	34.5	1929.....	100.0	100.0	100.0
1912.....	37.9	38.5	34.8	1930.....	104.2	104.1	105.1
1913.....	38.8	39.4	35.8	1931.....	104.5	104.5	104.5
1914.....	39.6	40.3	36.2	1932.....	89.3	89.3	89.2
1915.....	39.9	40.6	36.5	1933.....	86.8	86.9	85.2
1916.....	41.2	42.0	37.7	1934.....	87.4	87.4	87.7
1917.....	43.8	44.3	41.4	1935.....	88.4	88.4	88.2
1918.....	48.6	49.0	48.0	1936.....	91.6	91.3	93.4
1919.....	55.7	56.0	55.5	1937.....	98.0	97.6	101.5
1920.....	75.2	74.9	80.5	1938.....	106.7	106.1	111.7
1921.....	76.6	76.3	81.3	1939.....	107.4	106.8	112.6
1922.....	71.8	71.9	74.0	1940.....	109.1	108.3	114.8
1923.....	79.4	79.2	78.5	1941.....	113.1	112.1	120.3
1924.....	85.7	85.6	84.9	1942.....	120.2	118.4	132.3

All of the 23 journeyman crafts for which individual indexes have been computed increased their hourly rates since June 1, 1941, the granite cutters showing the largest advance (9.7 percent). Composition roofers received increases of 9.0 percent, sheet-metal workers 8.9 percent, and slate and tile roofers 8.8 percent. Seven other trades advanced their indexes by at least 5 percent. The stonecutters made the smallest gains, increasing their index by only 1 percent. (See table 2.)

Compared with 1929, the composition roofers, with an advance of 33.7 percent, lead all other crafts in wage increases. The sheet-metal workers, lathers, electricians, and plumbers show gains of at least 25 percent, and seven others increases of at least 20 percent. Stonecutters are the only ones whose average rates have not increased since 1929.

Of the helper and laborer group, the building laborers received the largest increases on the average between June 1, 1941, and July 1, 1942. Their gains amounted to 11.3 percent, whereas none of the others increased their indexes by as much as 10 percent. As the building laborers' membership included about three-fourths of the total coverage in the less skilled trades, their relatively high increase brought the group average 10 percent higher than the 1941 level.

Since 1929, building laborers have increased their wage rates, on the average, by 35.9 percent. Steam and sprinkler fitters' helpers have bettered their 1929 scales by 30.0 percent. Marble setters' helpers have received the lowest average increase, 13.6 percent.

TABLE 2.—Indexes of Union Hourly Wage Rates in Each Building Trade, 1916-42

[1929=100]

Year	Asbestos workers	Bricklayers	Car-penters	Cement finishers	Electricians (inside wiremen)	Elevator constructors	Gla-ziers	Granite cutters	Lathers	Marble setters
1916	40.0	43.3	41.8	43.7	40.7	43.1	-----	42.2	42.7	43.8
1917	42.1	44.8	45.5	46.2	43.3	46.2	-----	43.8	44.4	43.8
1918	47.1	48.1	50.5	51.0	48.2	49.2	45.9	52.2	47.9	46.1
1919	57.3	53.4	58.2	57.2	55.2	57.3	49.1	61.7	53.3	51.2
1920	74.5	72.8	77.8	77.7	72.8	73.6	71.0	76.0	76.0	67.7
1921	75.5	72.3	78.4	80.3	75.4	77.4	72.2	83.7	77.2	68.8
1922	70.3	70.4	72.7	74.5	71.1	72.4	72.4	83.5	72.5	67.4
1923	72.9	79.7	81.0	81.5	73.8	76.9	76.7	85.1	80.1	76.2
1924	81.4	84.3	86.7	90.1	82.4	86.3	80.9	85.8	86.4	79.7
1925	84.6	89.2	88.5	90.6	86.7	90.5	90.0	86.8	94.2	81.4
1926	90.5	94.7	95.0	96.7	91.3	95.3	91.2	97.7	96.6	91.0
1927	95.0	97.0	98.1	101.0	95.1	98.8	97.4	97.1	100.5	92.9
1928	95.6	97.8	98.4	100.0	96.0	99.8	98.5	98.2	100.8	93.4
1929	100.0	100.0	100.0	100.0	100.0	100.0	100.0	100.0	100.0	100.0
1930	105.8	102.4	104.0	106.6	101.8	104.7	104.6	105.1	104.3	100.3
1931	106.8	102.2	104.2	107.0	103.2	105.2	105.3	105.2	103.7	100.8
1932	89.0	87.5	85.4	93.4	98.5	97.9	88.2	94.2	93.1	92.3
1933	88.7	85.2	85.2	91.2	89.9	91.0	88.0	90.7	89.7	89.2
1934	88.6	84.5	86.7	92.1	90.1	91.2	93.2	90.6	92.1	88.8
1935	89.8	84.2	87.8	92.6	94.4	91.3	94.1	90.5	93.1	89.4
1936	93.4	84.7	92.3	95.0	96.9	92.4	95.5	90.5	95.5	89.9
1937	100.6	90.6	98.3	101.9	101.1	96.0	104.6	91.0	101.8	95.1
1938	110.3	100.1	107.1	111.3	111.4	107.7	112.2	96.3	112.7	103.2
1939	110.8	100.6	107.3	111.7	112.0	109.5	113.0	97.7	116.4	108.5
1940	112.0	102.8	110.0	112.7	113.9	111.2	114.3	97.7	117.2	105.2
1941	116.1	105.2	112.5	116.7	119.1	113.7	117.9	101.1	121.6	105.5
1942	124.7	109.0	120.8	123.8	127.1	120.1	122.9	110.9	127.0	107.4

TABLE 2.—Indexes of Union Hourly Wage Rates in Each Building Trade, 1916—42—Con.

Year	Mosaic and terrazzo workers	Painters	Plasterers	Plumbers and gas fitters	Roofers—composition	Roofers—slate and tile	Sheet-metal workers	Sign painters	Steam and sprinkler fitters	Stone-cutters
1916	37.7	42.3	43.9	44.3	37.4	39.5	42.0	40.9	41.7	41.8
1917	39.7	43.6	45.2	45.8	39.5	42.1	43.8	42.7	43.3	43.8
1918	42.9	48.1	47.6	50.6	44.8	46.1	51.3	46.7	47.3	46.7
1919	46.1	56.3	54.9	57.2	49.8	52.5	56.6	56.1	53.2	56.5
1920	68.2	76.7	71.7	74.0	70.8	67.9	75.9	76.7	70.2	72.7
1921	69.4	78.9	75.6	77.4	74.2	73.9	78.7	78.5	71.1	74.7
1922	67.4	73.8	72.7	71.9	71.0	70.7	73.0	77.8	69.5	71.7
1923	69.0	81.0	81.0	79.4	71.9	78.8	78.6	84.0	72.9	78.2
1924	81.5	85.3	90.6	86.6	83.3	87.3	86.3	95.7	83.6	84.0
1925	85.7	90.0	92.1	88.4	85.8	91.3	89.2	96.7	88.0	87.5
1926	87.5	95.4	98.9	95.2	93.3	94.3	95.3	96.2	95.3	94.4
1927	91.1	98.6	101.0	97.2	95.9	98.8	98.2	98.9	98.0	95.1
1928	95.3	100.2	101.2	99.2	98.1	99.0	96.3	99.0	99.4	95.5
1929	100.0	100.0	100.0	100.0	100.0	100.0	100.0	100.0	100.0	100.0
1930	104.7	105.6	105.0	103.9	106.0	103.1	104.6	99.9	104.9	100.7
1931	105.6	106.1	104.7	105.1	106.7	103.5	106.2	99.8	105.5	101.0
1932	97.2	89.6	87.1	91.4	93.2	89.9	92.1	90.1	90.9	93.7
1933	89.5	87.8	83.7	90.6	91.2	87.7	89.4	83.2	88.2	84.7
1934	90.8	86.4	84.6	91.4	93.0	87.2	89.7	82.9	89.2	85.1
1935	90.8	86.7	85.6	92.8	95.6	89.5	90.4	85.6	90.7	85.1
1936	91.1	91.1	86.1	95.2	96.2	90.2	92.2	87.6	93.7	86.3
1937	95.4	97.7	94.9	100.4	103.7	96.9	98.9	96.8	98.6	88.3
1938	106.0	104.2	106.1	112.5	114.8	103.4	108.8	97.7	111.4	96.1
1939	107.5	105.0	107.0	113.5	115.2	104.4	110.4	97.9	112.2	96.5
1940	108.0	105.2	107.5	115.3	117.9	106.2	112.4	98.1	112.5	96.8
1941	109.0	112.2	109.4	120.3	122.7	108.6	117.6	99.8	116.0	98.5
1942	112.4	116.0	112.4	125.4	133.7	118.1	128.1	104.5	122.6	99.4

Year	Stonemasons	Structural-iron workers	Tile layers	Bricklayers'tenders	Building laborers	Elevator constructors' helpers	Marble setters' helpers	Plasterers' laborers	Steam and sprinkler fitters' helpers	Tile layers' helpers
1916	39.7	44.0	45.9	36.5	41.2	38.8	38.1	39.4	33.0	39.8
1917	41.2	46.6	48.2	40.7	45.5	40.9	40.6	42.1	35.1	40.8
1918	45.2	53.4	49.6	47.5	53.4	43.6	42.5	48.5	40.5	42.1
1919	50.7	60.1	54.1	55.6	60.5	52.9	48.6	55.3	48.6	51.0
1920	70.7	76.2	72.8	80.8	87.7	74.1	82.0	80.1	70.4	83.5
1921	72.4	77.6	72.2	81.2	88.2	77.5	81.9	82.7	72.2	84.4
1922	67.4	70.5	71.0	67.3	82.8	73.8	76.2	72.6	74.1	79.3
1923	79.7	75.1	77.6	73.5	84.4	77.3	82.3	80.0	78.7	81.1
1924	84.5	85.0	88.1	76.8	93.9	85.2	89.2	86.0	87.2	88.3
1925	86.1	85.9	90.2	85.8	89.7	89.2	84.6	91.7	89.7	90.8
1926	94.9	92.4	94.6	93.5	98.7	96.1	93.9	97.1	96.0	96.4
1927	96.1	99.0	99.0	95.7	99.1	99.0	93.3	96.0	99.3	99.5
1928	97.3	99.2	98.9	95.8	99.5	100.9	94.3	99.6	101.4	101.5
1929	100.0	100.0	100.0	100.0	100.0	100.0	100.0	100.0	100.0	100.0
1930	101.5	105.5	104.5	103.8	105.5	105.4	101.7	106.0	109.3	108.5
1931	102.0	106.5	105.6	103.5	103.9	105.7	101.8	105.6	109.3	108.5
1932	90.5	92.3	91.1	85.8	89.4	96.9	93.2	87.6	94.3	95.8
1933	84.5	91.3	88.3	84.7	84.2	88.9	90.7	82.5	91.6	91.4
1934	84.4	92.5	88.3	90.3	87.3	88.4	90.9	84.8	91.9	91.5
1935	84.2	93.2	89.0	87.4	88.6	88.6	91.5	86.2	93.0	94.6
1936	85.2	95.6	90.7	92.1	96.2	89.5	91.6	88.0	93.2	96.0
1937	94.1	104.4	97.1	99.1	105.3	91.8	97.0	95.8	100.0	101.2
1938	102.1	112.7	106.4	109.1	112.9	104.5	105.4	103.1	121.8	111.6
1939	102.4	114.0	106.5	109.4	113.6	107.9	105.9	109.0	122.5	111.9
1940	101.9	114.4	106.7	113.6	115.4	108.9	108.2	109.2	123.2	112.1
1941	104.5	119.9	108.2	117.4	122.2	111.0	109.8	111.7	125.2	114.7
1942	110.6	123.9	113.5	126.6	135.9	117.6	113.6	120.0	130.0	122.5

Rate Changes in Other Specified Trades

Since data for boilermakers, machinists, paperhangers, and rodmen were not collected in 1929, it is impossible to present index numbers for these crafts or to include them in the trend discussion above. The changes over the previous years, as shown in comparable quotations for each year in which data have been collected for these trades, are shown in table 3.

TABLE 3.—Percent of Change in Union Hourly Wage Rates and Weekly Hours in Specified Building Trades, 1936-42

Item	Percent of change from preceding year, in—					
	1937	1938	1939	1940	1941	1942
Boilermakers:						
Hourly wage rates.....	+2.4	+10.4	+0.6	+1.5	+1.9	+6.3
Weekly hours.....	-.1	-5.0	0	0	+5	+1
Machinists:						
Hourly wage rates.....	+14.7	+6.5	+2	+4	+2.8	+5.2
Weekly hours.....	-.4	-.5	-.1	0	-.2	0
Paperhangers:						
Hourly wage rates.....		+1.7	+5	+8	+6.7	+4.5
Weekly hours.....		-.6	+2	+3	+5	+7.1
Rodmen:						
Hourly wage rates.....		+9.8	+1.0	+1.2	+5.1	+4.3
Weekly hours.....		0	-.1	0	+1.0	+ ⁽¹⁾

¹ Less than a tenth of 1 percent.

Average Hourly Rates, July 1, 1942

Wage rates for union journeymen in 75 cities averaged \$1.556 per hour on July 1, 1942 (table 4). The average for organized helpers and laborers was \$0.839, and for the combined crafts it amounted to \$1.362.

Over two-thirds of the journeymen had wage rates of \$1.50 or more, with 6.7 percent having rates of at least \$2.00 per hour. More than half of the journeymen were covered by rates between \$1.50 and \$1.80, the most frequent rates, irrespective of membership, being \$1.50, \$1.625, and \$1.75 per hour. Only one-tenth of 1 percent of the journeymen had rates of less than \$1.00 per hour, most of these being granite cutters, stonecutters, or glaziers on inside work, asbestos workers on residential work, or composition roofers. The lowest rates, 55 cents per hour, covered some of the glaziers, painters, and paperhangers in Charleston, S. C. Spray painters in Birmingham had the highest scale, \$2.375 per hour. Other scales of over \$2.00 covered some of the lathers (\$2.167), slate and tile roofers (\$2.250), and sign painters (\$2.310), in New York City as well as the marble carvers (\$2.071), in New York and Newark.

Union bricklayers, on the average, are the highest-paid workers in the building-construction industry, the journeymen averaging \$1.774 per hour on July 1, 1942. Over 30 percent were covered by rates of at least \$2.00 per hour; less than 3 percent received less than \$1.50. Plasterers were a close second in wage rates; their combined average was \$1.758, with 35.9 percent of the membership having rates of \$2.00. Lathers averaged \$1.713, and 12.9 percent, all in New York City, had rates of \$2.10 or more. Eight other trades, boilermakers, electricians, elevator constructors, marble setters, plumbers, sign

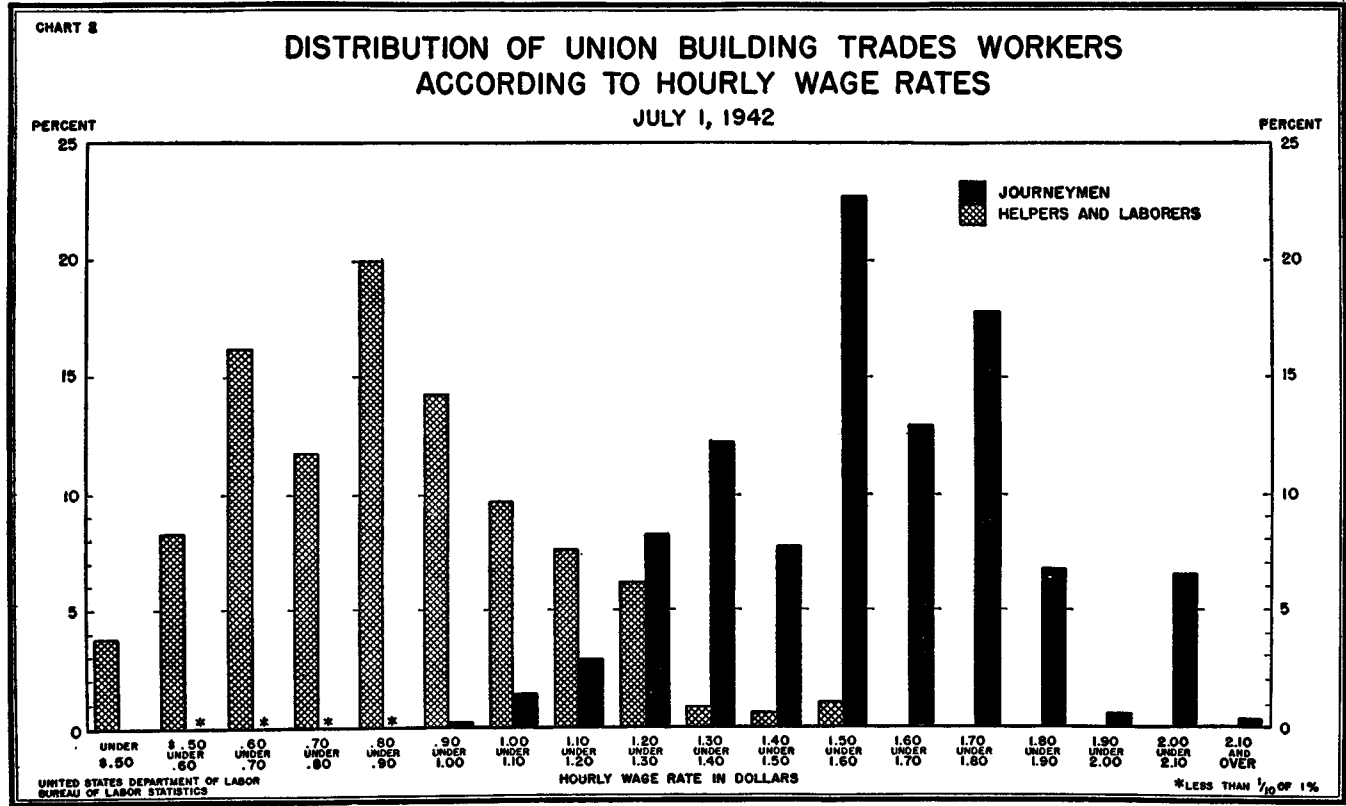
painters, steam and sprinkler fitters, and structural-iron workers, had average rates of at least \$1.60; 9 more trades averaged at least \$1.50, and another 6 at least \$1.40. The composition roofers were lowest with an average of \$1.336 per hour. Machinists in the building trades had the smallest range of rates, none being lower than \$1.20 nor so high as \$1.80.

TABLE 4.—Distribution of Union Members in the Building Trades by Hourly Wage Rates, July 1, 1942

Trade	Average rate per hour	Percentage of union journeymen whose rates (in cents) per hour were—												
		Under 100	100 and under 110	110 and under 120	120 and under 130	130 and under 140	140 and under 150	150 and under 160	160 and under 170	170 and under 180	180 and under 190	190 and under 200	200 and under 210	210 and over
Journeymen.....	\$1.556	0.1	1.4	2.9	8.3	12.2	7.8	22.7	12.9	17.8	6.7	0.5	6.5	0.2
Asbestos workers.....	1.569	3.9	2.3	1.4	1.3	.7	3.2	39.0	24.1	16.0	-----	-----	8.1	-----
Boilermakers.....	1.650	-----	1	-----	1	-----	-----	34.7	21.9	34.4	-----	-----	8.8	-----
Bricklayers.....	1.774	(¹)	(¹)	-----	2.4	3	-----	8.5	24.1	28.4	8	5.1	30.4	-----
Carpenters.....	1.484	(¹)	2.2	4.6	10.4	19.1	13.6	22.7	4.5	10.3	11.6	-----	1.0	-----
Cement finishers.....	1.500	-----	1.0	-----	10.6	19.1	8.1	39.1	4.3	8.8	7.9	-----	1.1	-----
Electricians, inside wiremen.....	1.667	.1	.2	1.5	2.2	6.1	.2	23.4	14.7	27.3	9.2	-----	15.1	-----
Elevator constructors.....	1.623	-----	-----	.3	.7	7.0	11.5	24.7	24.5	17.2	6.2	2.9	5.0	-----
Glaziers.....	1.481	2.1	4.8	4.2	18.8	13.4	8.9	15.2	6.9	1.2	24.5	-----	-----	-----
Granite cutters.....	1.458	2.8	1	2.3	28.3	.8	-----	54.5	8.6	.7	2	-----	1.7	-----
Lathers.....	1.713	-----	-----	.4	2.3	1.2	2.3	29.2	14.3	16.9	19.0	1.5	-----	12.8
Machinists.....	1.520	-----	-----	-----	7.7	23.6	-----	33.7	8.0	26.5	-----	-----	-----	-----
Marble setters.....	1.640	-----	-----	.3	-----	.8	3.3	17.1	16.1	51.1	-----	-----	1.5	-----
Mosaic and terrazzo workers.....	1.512	-----	-----	.2	13.7	14.9	5.7	31.1	11.1	23.3	-----	-----	-----	-----
Painters.....	1.494	(¹)	1.0	4.0	12.9	13.7	8.9	18.5	19.3	21.2	1	-----	.4	(¹)
Paperhangers.....	1.487	.1	2.1	2.9	8.4	22.7	6.2	28.5	.9	28.1	-----	-----	-----	-----
Plasterers.....	1.758	-----	-----	-----	2.1	3.9	.3	14.5	21.8	14.9	6.6	-----	35.9	-----
Plumbers and gas fitters.....	1.674	-----	.6	1.5	.6	.7	.9	29.3	21.6	25.7	-----	-----	19.1	-----
Rodmen.....	1.528	-----	1	1	19.6	12.5	6.6	21.3	11.4	19.4	7.8	-----	1.2	-----
Roofers, composition.....	1.336	3.7	9.7	12.1	18.6	18.5	8.2	13.1	5.0	16.9	.7	.3	1.1	-----
Roofers, slate and tile.....	1.492	-----	5.3	11.5	10.7	19.7	6.3	12.8	5.0	12.9	4.8	1.1	1.9	8.7
Sheet-metal workers.....	1.583	-----	3	2	7.4	9.7	7.7	37.4	13.7	22.6	1.8	-----	9.4	-----
Sign painters.....	1.600	(¹)	2.2	3.6	7.0	7.7	2.5	17.7	19.6	23.6	13.0	-----	5	2.6
Steam and sprinkler fitters.....	1.615	-----	9	4	3.0	1.3	-----	28.2	31.0	31.9	-----	-----	3.3	-----
Stonecutters.....	1.556	5.8	3.3	4.1	8.6	10.0	-----	5.8	22.7	25.4	-----	13.6	7	-----
Stonemasons.....	1.592	-----	3	-----	22.9	.9	1.1	18.3	25.4	15.3	.5	-----	15.3	-----
Structural-iron workers.....	1.695	-----	-----	-----	1.3	.3	1.6	20.0	25.6	29.8	7.1	2.8	11.5	-----
Tile layers.....	1.540	-----	-----	.4	8.5	14.2	4.1	33.9	8.0	30.9	-----	-----	-----	-----

Trade	Average rate per hour	Percent of union helpers and laborers whose rates (in cents) per hour were—												
		Under 50	50 and under 60	60 and under 70	70 and under 80	80 and under 90	90 and under 100	100 and under 110	110 and under 120	120 and under 130	130 and under 140	140 and under 150	150 and under 160	
Helpers and laborers.....	\$0.839	3.8	8.3	16.2	11.7	20.0	14.3	9.7	7.6	6.2	0.8	0.5	0.9	
Bricklayers' tenders.....	.960	4	2.7	10.1	8.1	14.2	18.2	13.1	9.2	23.1	1	.8	-----	
Building laborers.....	.788	5.0	10.4	17.7	13.1	22.6	14.5	8.4	5.4	2.9	(¹)	-----	-----	
Composition roofers' helpers.....	.738	-----	15.4	24.3	18.3	25.9	6.7	9.4	-----	-----	-----	-----	-----	
Elevator constructors' helpers.....	1.183	-----	-----	-----	.2	.6	3.6	24.3	26.6	28.6	4.2	11.9	-----	
Marble setters' helpers.....	1.116	-----	-----	.6	5.5	3.6	13.8	25.2	16.0	-----	35.1	-----	-----	
Plasterers' laborers.....	1.025	1.0	2.0	16.1	7.6	4.9	9.1	9.2	18.9	17.9	3.1	5.7	4.5	
Plumbers' laborers.....	.932	.8	2.0	20.3	10.6	8.4	15.0	13.3	21.7	-----	-----	-----	7.9	
Steam and sprinkler fitters' helpers.....	1.082	-----	.9	8.2	4.9	29.1	3.1	8.8	15.7	-----	-----	-----	20.3	
Terrazzo workers' helpers.....	1.085	-----	.4	2.6	3.0	6.1	8.5	29.6	19.4	1.3	20.1	-----	-----	
Tile layers' helpers.....	1.072	-----	.3	2.6	3.8	12.4	12.0	23.1	17.3	-----	28.5	-----	-----	

¹ Less than a tenth of 1 percent.



Helpers and laborers reported 62.2 percent of their membership in the range of 60 cents and under \$1.00 per hour; over one-third of the total had between 80 cents and \$1.00 per hour. Rates of at least \$1 were in effect for slightly over one-fourth of the workers in the less skilled trades, with very few getting as much as \$1.30. Rates of at least \$1.50 were reported for some of the plasterers' laborers, plumbers' laborers, and steam and sprinkler fitters' helpers in New York and for plasterers' laborers in San Francisco. Building laborers in Charlotte had the lowest rate, 35 cents per hour. Altogether, 3.8 percent of the total helper and laborer membership had rates of less than 50 cents, and 8.3 percent had rates between 50 and 60 cents.

Elevator constructors' helpers, as usual, had the highest average rate (\$1.183) for the less skilled group of trades. Their higher-than-average rates are in part explained by the method by which their rates are established; their agreements automatically provide that the helper scale shall be 70 percent of the journeyman rate. Slightly less than 80 percent of the members had rates between \$1.00 and \$1.30 per hour and almost 12 percent had rates of at least \$1.40. Other trades having average rates of over \$1.00 were the marble setters' helpers, plasterers' laborers, steam and sprinkler fitters' helpers, terrazzo workers' helpers, and tile layers' helpers. However, the trade accounting for by far the largest number of members, the building laborers, had an average rate of only \$0.788, thereby explaining the low average for the entire group. The composition roofers' helpers had the lowest rates, on the average, in the industry, \$0.738. The bricklayers' tenders and plumbers' laborers also averaged less than \$1.00.

*Changes in Union Wage Rates Between 1941 and 1942*³

Over two-thirds of the wage quotations in the current study showed increases during the period June 1, 1941, to July 1, 1942 (table 5). A slightly larger number of the helper and laborer rates were raised than those of the journeymen, 69.5 percent as compared with 67.4 percent. Almost two-thirds of the members benefited from wage-rate increases; including slightly more than three-fifths of the journeymen and over three-fourths of the helpers and laborers.

Decreases in wages, although infrequent, affected a greater proportion of the membership than in recent years. A reduction in the rates of the glaziers, painters, and paperhangers in Chicago was mainly responsible for the larger proportion of union members receiving rate decreases during the 13-month period. Journeymen were affected to the extent of 3.1 percent, helpers and laborers 0.1 percent, and the combined trades 2.3 percent.

³ Certain anomalies enter into a comparison of average rates between 2 years when such averages reflect not only the actual rates provided for in the agreements but the number of union members for that year in each local union covered by the reported rates. By and large, it would be expected that a general increase in actual rates would be accompanied by a corresponding increase in the average rate paid to union members, but if union membership increases most (or decreases least) in the lower-paid crafts or in areas with less-than-average rates, the average of the rates paid to all union members may not increase correspondingly, or may even show a decrease. Conversely, the average rate may increase in spite of a downward swing in actual rates, if union membership declines sufficiently in the lower-paid crafts or in areas where lower-than-average rates are paid.

Because the averages do not accurately reflect changes from year to year, no table comparing 1941 and 1942 averages is included in this report. For the trend of actual union rates, the table of indexes (table 1) should be consulted, since these are so computed as to eliminate the effect of fluctuating membership at various rates. The current averages, on the other hand, best serve for comparison of the general level of wage rates between trades, or between cities and regions at the time the survey was made.

TABLE 5.—Number of Changes in Union Wage-Rate Quotations and Percent of Members Affected, July 1, 1942 Compared With June 1, 1941

Trade	Number of quotations comparable with 1941	Number of quotations showing—			Percent of union members affected—		
		Increase	Decrease	No change	Increase	Decrease	No change
All building trades.....	2, 873	1, 950	8	915	64.7	2.3	33.0
Journeyman.....	2, 204	1, 485	5	714	60.3	3.1	36.6
Asbestos workers.....	68	52	—	16	73.3	—	26.7
Boilermakers.....	50	34	—	16	61.0	—	39.0
Bricklayers.....	90	65	1	24	52.6	.6	46.8
Carpenters.....	126	94	—	32	67.8	—	32.2
Cement finishers.....	87	53	—	34	60.4	—	39.6
Electricians, inside wiremen.....	97	80	—	17	64.3	—	35.7
Elevator constructors.....	133	122	—	11	87.8	—	12.2
Glaziers.....	76	57	1	18	63.6	10.8	25.6
Granite cutters.....	27	16	—	11	92.4	—	7.6
Lathers.....	85	41	—	44	51.0	—	49.0
Machinists.....	31	17	—	14	67.8	—	32.2
Marble setters.....	66	31	—	35	23.0	—	77.0
Mosaic and terrazzo workers.....	63	27	—	36	32.1	—	67.9
Painters.....	166	124	1	41	46.8	19.6	33.6
Paperhangers.....	79	59	1	19	56.7	25.2	18.1
Plasterers.....	87	46	—	41	38.0	—	62.0
Plumbers and gas fitters.....	87	56	—	31	47.1	—	52.9
Rodmen.....	71	39	—	32	47.3	—	52.7
Roofers, composition.....	106	91	—	15	79.9	—	20.1
Roofers, slate and tile.....	64	48	—	16	70.8	—	29.2
Sheet-metal workers.....	71	59	—	12	86.9	—	13.1
Sign painters.....	73	41	1	31	48.0	.4	51.6
Steam and sprinkler fitters.....	111	82	—	29	56.8	—	43.2
Stonecutters.....	59	11	—	48	11.4	—	88.6
Stonemasons.....	74	53	—	21	73.0	—	27.0
Structural-iron workers.....	80	44	—	36	46.7	—	53.3
Tile layers.....	77	48	—	34	48.7	—	51.3
Helpers and laborers.....	669	465	3	201	76.6	.1	23.3
Bricklayers' tenders.....	106	79	2	25	68.6	.5	30.9
Building laborers.....	92	69	—	23	80.1	—	19.9
Composition roofers' helpers.....	30	23	—	7	72.2	—	27.8
Elevator constructors' helpers.....	101	92	—	9	85.9	—	14.1
Marble setters' helpers.....	45	28	—	17	39.4	—	60.6
Plasterers' laborers.....	85	55	1	29	75.6	.4	24.0
Plumbers' laborers.....	41	24	—	17	59.9	—	40.1
Steam sprinkler fitters' helpers.....	49	30	—	19	35.4	—	64.6
Terrazzo workers' helpers.....	68	32	—	34	41.4	—	58.6
Tile layers' helpers.....	64	35	—	21	76.7	—	23.3

All trades obtained substantial numbers of wage increases, 23 of the 27 journeyman trades and 9 of the 10 helper and laborer trades reporting increases in a majority of their quotations. On a membership basis, these increases benefited a majority of the organized workers in 17 of the journeyman and 7 of the helper and laborer trades. Granite cutters showed increases for 92.4 percent of their number. Elevator constructors and sheet-metal workers were next in line, with 87.8 and 86.9 percent of their respective memberships receiving increases. Elevator constructors' helpers (85.9 percent) and building laborers (80.1 percent) led the less skilled group in obtaining raises in wage rates.

Over two-thirds of the quotations reporting increases, which included almost 40 percent of the total membership covered in the study, provided rates that were higher than their corresponding 1941 scales by at least 5 percent but less than 15 percent. (See table 6.) Of the journeyman quotations providing increases, 70 percent were between 5 and 15 percent, affecting over 40 percent of the members. The helper and laborer group included 61.5 percent of the quotations

in the 5-15 percent category, with 37.9 percent of the members benefiting. Only 9.1 percent of the journeymen received raises of 15 but less than 20 percent, in contrast to 20.3 percent of the helpers. Over 12 percent of the helpers and laborers advanced their scales by at least 25 percent; only 3.0 percent of the journeymen received similar raises.

TABLE 6.—Number of Increases in Union Wage-Rate Quotations and Percent of Members Affected, by Percent of Increase, July 1, 1942, Compared With June 1, 1941

Trade	Number of quotations showing increases of—							Percent of total members affected by increases of—						
	Less than 5 percent	5 and under 10 percent	10 and under 15 percent	15 and under 20 percent	20 and under 25 percent	25 and under 30 percent	30 percent and over	Less than 5 percent	5 and under 10 percent	10 and under 15 percent	15 and under 20 percent	20 and under 25 percent	25 and under 30 percent	30 percent and over
All building trades.....	118	698	627	200	178	87	42	3.4	22.0	17.9	12.1	3.8	3.8	1.7
Journeymen.....	84	586	453	127	141	65	29	3.5	24.0	16.6	9.1	4.1	2.8	.2
Asbestos workers.....	2	26	13	3	8	2.4	38.2	19.2	2.9	10.6
Bollermakers.....	14	9	7	4	34.4	10.6	13.7	2.3
Bricklayers.....	8	33	13	6	5	15.5	22.4	5.0	9.0	2.7
Carpenters.....	3	26	42	8	7	5	3	2.0	22.3	20.7	17.6	2.6	2.6	(1)
Cement finishers.....	4	22	13	4	6	4	2.8	28.3	14.5	3.8	7.1	3.9
Electricians, inside wiremen.....	2	30	23	5	12	6	2	3.5	27.9	14.2	2.6	8.7	7.1	.3
Elevator constructors.....	26	55	27	9	3	2	26.2	49.7	8.1	2.8	.5	.5
Glaziers.....	6	13	26	6	1	5	15.5	16.0	25.1	4.9	.4	1.7
Granite cutters.....	5	9	1	1	11.0	69.7	11.0	.7
Lathers.....	2	18	8	5	4	1	3	2.4	27.5	12.0	4.6	3.8	.1	.6
Machinists.....	8	5	1	2	1	54.1	8.8	2.3	3.6	1.1
Marble setters.....	1	17	7	2	3	1	1.7	12.6	7.6	.6	.32
Mosaic and terrazzo workers.....	1	12	5	2	5	1	1	4.7	13.8	6.1	.8	3.7	2.7	.3
Painters.....	29	54	8	15	12	6	17.6	16.3	.8	5.1	6.7	.3
Paperhangers.....	8	30	2	9	9	1	24.7	16.7	.6	11.1	3.4	.2
Plasterers.....	4	27	4	4	5	1	1	3.7	30.0	.7	2.8	.7	(1)	.1
Plumbers and gas fitters.....	2	25	12	8	8	1	4.2	20.3	14.3	5.2	3.01
Rodmen.....	1	15	18	3	2	2.9	20.7	16.5	1.8	5.4
Roofers, composition.....	30	33	14	3	6	5	33.9	27.4	8.9	4.6	1.3	3.8
Roofers, slate and tile.....	1	12	21	6	4	3	1	1.3	17.3	30.2	6.0	11.1	3.2	1.7
Sheet-metal workers.....	3	21	19	2	8	6	10.4	38.2	17.3	.3	17.8	2.9
Sign painters.....	3	10	20	4	3	1	3.4	14.7	24.1	3.8	1.3	.7
Steam and sprinkler fitters.....	1	45	15	10	9	1	1	.5	28.8	17.4	6.3	8.6	.1	.1
Stonecutters.....	1	5	2	3	1.1	2.1	4.3	3.9
Stonemasons.....	6	28	11	4	3	1	6.9	29.5	33.8	2.2	.33
Structural-iron workers.....	3	31	5	2	3	7.4	32.9	4.3	.7	1.4
Tile layers.....	4	21	9	2	7	4.5	26.6	11.3	3.0	3.3
Helpers and laborers.....	34	112	174	73	37	22	13	3.1	16.4	21.5	20.3	2.9	6.5	5.9
Bricklayers' tenders.....	2	13	30	19	11	1	3	5.2	18.2	20.3	16.2	6.4	1.0	1.3
Building laborers.....	2	8	25	16	5	9	4	2.7	14.7	21.6	23.8	2.1	8.1	7.1
Composition roofers' helpers.....	2	5	7	3	4	2	1.3	14.3	16.0	4.9	28.6	7.1
Elevator constructors' helpers.....	22	40	18	9	2	1	23.5	38.7	20.3	2.6	.5	.3
Marble setters' helpers.....	7	15	3	2	1	11.3	24.7	.8	1.7	.9
Plasterers' laborers.....	3	12	26	6	4	2	2	3.6	34.6	25.0	3.5	4.9	3.2	.8
Plumbers' laborers.....	2	4	7	6	1	2	2	3.0	16.0	18.4	7.2	1.6	2.5	11.2
Steam and sprinkler fitters' helpers.....	2	21	4	2	1	2.4	24.1	7.9	.5	.5
Terrazzo workers' helpers.....	10	12	3	3	2	2	16.8	15.2	.5	1.5	3.3	4.1
Tile layers' helpers.....	1	11	13	4	3	1	2.2	42.0	24.0	2.0	2.6	3.9

¹ Less than a tenth of 1 percent.

The largest increases, amounting to 50 percent over the 1941 scales, were received by some of the electricians in Wichita, wood lathers in Memphis, residential painters in Buffalo, and bricklayers' tenders in

Los Angeles. Increases of at least 40 percent were obtained by structural-steel painters in Buffalo, residential painters in Little Rock, roofers in Phoenix, building laborers in Grand Rapids, and plasterers' laborers in Scranton. However, the 1941 rates in all of the above were considerably lower than the average for the 75 cities.

Rate Changes Prior to Effective Date of Stabilization Agreement

On May 22, 1942, the contracting agencies of the United States Government and the Building Trades Department of the A. F. of L. agreed that on all war construction work in the continental United States the wages paid under collective-bargaining agreements as of July 1, 1942, should remain in full force and effect for a period of at least 1 year, subject to annual renewal for the duration of the war. All renewals were to contain the rates paid as of July 1, 1942, unless specifically declared otherwise by an especially established Wage Adjustment Board composed of representatives from the building-trades unions and the contracting agencies of the United States, with the Assistant Secretary of Labor acting as chairman.

During the period of slightly more than 5 weeks between the announcement of this agreement and its effective date, 265 wage increases went into effect, 200 of which were for journeymen and 65 for laborers and helpers. These include approximately 14 percent of the total increases (1,950) granted during the 13-month period, June 1, 1941-July 1, 1942. About 80 percent of the advance in the level of union wages during the 13-month period occurred during the 51 weeks between June 1, 1941, and May 22, 1942, while 20 percent took place during the approximate 5-week interval, May 22-July 1, 1942. Although no exact information is available as to the number of wage changes which were negotiated during the same period in other years, it is known that a considerable proportion of building-trades agreements are normally negotiated during the spring and early summer months.

In 78 of the total 265 increases effective after May 22, the pay increase represented the second rise during the 13-month period ending July 1, 1942. Six of these were the result of automatic adjustments allowed by the terms of agreements negotiated some months previously. Of the 72 negotiated increases, 29 took place during the month of June after the expiration of agreements, and therefore represented annual adjustments. In 43 instances, the wage increases negotiated during the May 22-July 1 interval represented second increases within a year's time.

The wage increases negotiated during the 5-week interval following May 22 were slightly smaller in amount than those negotiated during the whole 13 months, June 1, 1941-July 1, 1942. The average, to (median) increase among the 1,950 increases from June 1, 1941, to July 1, 1942, amounted to 10 percent, with laborers' increases averaging almost 12 percent. In the last 5 weeks of this period the average (median) amount of the 265 wage increases was slightly more than 8 percent. The journeymen affected received an average (median) increase of about 8 percent, while the median for helpers and laborers amounted to almost 10 percent.

Average Rate Changes in Each City ⁴

Based on comparable rates for June 1, 1941, and July 1, 1942, building-trades workers in Portland, Maine, received the largest average increases (21.6 percent) during that period. All except two of the trades covered in that city obtained wage increases. Mobile's average was second (19.3 percent) and Oklahoma City's 16.3 percent was next in line. Twenty-seven other cities had average increases of at least 10 percent, and only 18 failed to equal the average increase (6.3 percent) for the combined 75 cities. (See table 7.)

TABLE 7.—Percent of Change in Union Building-Trades Wage Rates in Each City, June 1, 1941, to July 1, 1942

City	Percent of increase			City	Percent of increase		
	All trades	Journeymen	Helpers and laborers		All trades	Journeymen	Helpers and laborers
All cities.....	6.3	5.6	10.0	Mobile, Ala.....	19.3	18.6	24.9
Atlanta, Ga.....	14.6	14.6	(¹)	Nashville, Tenn.....	8.8	8.3	11.2
Baltimore, Md.....	9.6	9.2	11.2	Newark, N. J.....	5.4	4.4	9.8
Binghamton, N. Y.....	8.9	11.1	² 1.8	New Haven, Conn.....	9.5	9.4	9.6
Birmingham, Ala.....	8.1	8.3	7.7	New Orleans, La.....	7.9	2.6	17.6
Boston, Mass.....	6.4	4.7	16.8	New York, N. Y.....	.7	.6	1.1
Buffalo, N. Y.....	11.3	10.6	14.4	Norfolk, Va.....	13.1	11.4	21.3
Butte, Mont.....	.5	.8	0	Oklahoma City, Okla.....	16.3	7.3	29.1
Charleston, S. C.....	11.7	17.3	0	Omaha, Nebr.....	10.9	9.1	16.0
Charleston, W. Va.....	14.5	11.4	23.5	Peoria, Ill.....	10.5	9.3	14.3
Charlotte, N. C.....	13.1	13.5	4.6	Philadelphia, Pa.....	8.2	6.2	16.7
Chicago, Ill.....	.7	.1	6.9	Phoenix, Ariz.....	8.9	8.2	10.3
Cincinnati, Ohio.....	3.9	3.6	5.8	Pittsburgh, Pa.....	8.3	7.9	10.6
Cleveland, Ohio.....	2.4	2.5	.4	Portland, Maine.....	21.6	21.4	22.5
Columbus, Ohio.....	11.0	8.7	18.4	Portland, Ore.....	11.0	10.6	14.3
Dallas, Tex.....	7.8	9.2	.3	Providence, R. I.....	12.4	12.8	11.7
Dayton, Ohio.....	9.1	7.5	22.2	Reading, Pa.....	5.7	4.3	13.1
Denver, Colo.....	4.4	2.8	11.2	Richmond, Va.....	10.2	7.0	19.1
Des Moines, Iowa.....	5.2	7.1	(³)	Rochester, N. Y.....	10.7	10.4	11.8
Detroit, Mich.....	7.0	6.2	12.4	Rock Island (Ill.) dis-			
Duluth, Minn.....	6.5	6.1	9.4	trict ⁴	7.2	8.9	1.0
El Paso, Tex.....	8.8	6.7	18.6	St. Louis, Mo.....	2.1	2.2	1.7
Erie, Pa.....	11.5	10.4	16.8	St. Paul, Minn.....	9.4	9.8	8.7
Grand Rapids, Mich.....	14.0	10.9	37.1	Salt Lake City, Utah.....	5.6	9.4	.9
Houston, Tex.....	9.6	9.1	19.8	San Antonio, Tex.....	7.1	7.2	6.5
Indianapolis, Ind.....	8.5	7.9	10.0	San Francisco, Calif.....	13.8	14.1	11.5
Jackson, Miss.....	⁴ 7.0	7.0	(⁵)	Scranton, Pa.....	5.1	4.1	15.2
Jacksonville, Fla.....	3.9	6.1	(⁵)	Seattle, Wash.....	4.9	4.7	6.6
Kansas City, Mo.....	7.5	8.0	5.5	South Bend, Ind.....	10.7	8.0	17.1
Little Rock, Ark.....	10.7	10.7	(¹)	Spokane, Wash.....	11.8	9.4	24.1
Los Angeles, Calif.....	15.9	15.8	17.2	Springfield, Mass.....	12.0	12.3	10.5
Louisville, Ky.....	8.8	7.4	15.3	Tampa, Fla.....	14.2	10.7	22.9
Madison, Wis.....	10.5	9.4	13.1	Toledo, Ohio.....	10.5	8.5	21.3
Manchester, N. H.....	10.8	13.5	0	Washington, D. C.....	1.9	1.7	3.6
Memphis, Tenn.....	3.8	2.1	11.1	Wichita, Kans.....	14.7	11.7	29.5
Milwaukee, Wis.....	11.4	10.5	16.6	Worcester, Mass.....	9.3	8.9	12.6
Minneapolis, Minn.....	6.0	6.4	3.0	York, Pa.....	8.7	9.3	8.4
				Youngstown, Ohio.....	5.4	6.6	.2

¹ Insufficient quotations having comparable data for both years.

² Decrease.

³ Less than a tenth of 1 percent.

⁴ No helper and laborer scales reported.

⁵ Includes Rock Island, Ill., Davenport, Iowa, and Moline, Ill.

⁴ These net changes are based on specific rates weighted by membership for each union. Only those trades showing comparable data for both years are included. Inasmuch as building-trades wage rates tend to be changed by additions of either 12½ or 10 cents per hour, specific increases for 1942 will reflect larger percentage changes among those trades with comparatively lower actual scales; e. g., if the carpenters in city A changed their scale from \$1.00 to \$1.125 an increase of 12½ percent is registered, while if in city B the increase is from \$1.50 to \$1.625, the percentage change is only 8½ percent. For this reason those cities which had lower scales tend to show greater percentage increases than those which had higher scales. Both table 7 and table 8 should be consulted in making comparisons between cities.

Among the journeymen, Portland, Maine, again led the skilled union members having received average increases of 21.4 percent. Mobile followed with an increase of 18.6 percent and Charleston, S. C., was third with 17.3 percent. Nineteen additional cities bettered their 1941 rates by at least 10 percent and only 15 had average increases of less than the average of 5.6 percent for all cities.

In the helper and laborer trades, Grand Rapids was high, with an average gain of 37.1 percent. Each of the less skilled trades in that city received a raise in wage rates, some as much as 40 percent. Wichita's increase was 29.5 percent and Oklahoma City's increase was 29.1 percent. The 10.0-percent average increase for all cities was bettered by 39 others and equaled by 1. Three cities, Butte, Charleston, S. C., and Manchester, maintained their average for their trades at the same level as in 1941. Binghamton showed a decrease because of a reduction in the scale for bricklayers' tenders from 82½ to 75 cents.

*Average Wage Rates in Each City*⁵

Union journeymen's wage rates were highest in Newark, averaging \$1.854 per hour on July 1, 1942. (See table 8.) This average, reflecting wage scales for carpenters, cement finishers, rodmen, and composition roofers that were higher than the corresponding rates in New York, exceeded the average for the latter city (\$1.841) which ranked second. Pittsburgh's average of \$1.732 was next in line, followed by Chicago (\$1.712) and Washington (\$1.679). In addition to these 5 cities, Detroit, Buffalo, Cleveland, Philadelphia, and Youngstown exceeded the average for all cities (\$1.556). Thirteen others had journeyman rates which averaged at least \$1.50 per hour; only 6 were below \$1.25, Charlotte being the lowest at \$1.027.

Among the helper and laborer group Newark's average of \$1.221 again was higher than all other cities included in the study, with New York second (\$1.215), followed by Chicago (\$1.109). Seattle, Milwaukee, South Bend, Cleveland, Boston, Spokane, Peoria, and San Francisco also had averages of more than \$1.00. An additional 25 cities exceeded the \$0.839 average for all cities combined. Only 22 cities had averages that were below 75 cents; four were under 50 cents, Atlanta, Nashville, Charlotte, and Charleston, S. C.

⁵ The averages presented are weighted according to the number of members in each local union covered by the reported rates and in many cases may be lower than a simple average of specific rates due to heavy memberships at the less skilled trades which carry the lower rates. While a comparison of average rates between cities where averages including the influence of the weighting factor (membership) may be misleading due to unusually high or low memberships in some cities in comparison with the same trades in other cities, a weighted average of this kind is obviously more realistic than a simple average. In the latter case, a wage rate for a trade including half a dozen members would be given the same importance as a trade including several hundred members.

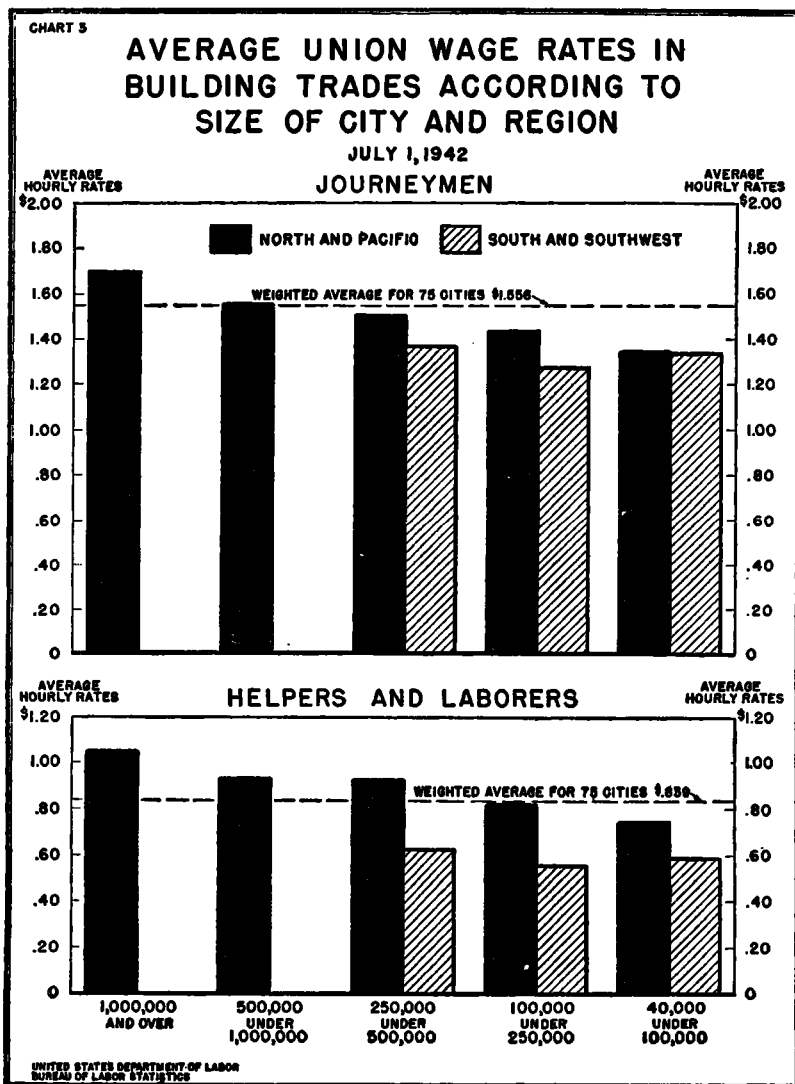
TABLE 8.—Average Union Hourly Wage Rates in the Building Trades, by Cities and Population Groups, July 1, 1912

City and population group	Average hourly rate	City and population group	Average hourly rate
<i>Journeymen</i>		<i>Journeymen—Continued</i>	
Population group I (over 1,000,000):		Population group V—Continued.	
New York, N. Y.	\$1.841	El Paso, Tex.	\$1.312
Chicago, Ill.	1.712	Madison, Wis.	1.307
<i>Average for group I</i>	<i>1.695</i>	Manchester, N. H.	1.290
Detroit, Mich.	1.616	Portland, Maine	1.229
Philadelphia, Pa.	1.592	Jackson, Miss.	1.191
Los Angeles, Calif.	1.429	York, Pa.	1.107
Population group II (500,000 to 1,000,000):		<i>Helpers and laborers</i>	
Pittsburgh, Pa.	1.732	Population group I (over 1,000,000):	
Washington, D. C.	1.679	New York, N. Y.	1.215
Buffalo, N. Y.	1.611	Chicago, Ill.	1.109
Cleveland, Ohio	1.579	<i>Average for group I</i>	<i>1.048</i>
<i>Average for group II</i>	<i>1.565</i>	Detroit, Mich.	.922
St. Louis, Mo.	1.545	Los Angeles, Calif.	.902
Boston, Mass.	1.541	Philadelphia, Pa.	.845
San Francisco, Calif.	1.496	Population group II (500,000 to 1,000,000):	
Baltimore, Md.	1.475	Milwaukee, Wis.	1.031
Milwaukee, Wis.	1.413	Cleveland, Ohio	1.020
Population group III (250,000 to 500,000):		Boston, Mass.	1.017
Newark, N. J.	1.854	San Francisco, Calif.	1.001
Cincinnati, Ohio	1.553	Pittsburgh, Pa.	.974
Toledo, Ohio	1.548	St. Louis, Mo.	.933
Rochester, N. Y.	1.546	<i>Average for group II</i>	<i>.985</i>
Kansas City, Mo.	1.523	Washington, D. C.	.890
Indianapolis, Ind.	1.504	Buffalo, N. Y.	.867
Denver, Colo.	1.493	Baltimore, Md.	.762
Seattle, Wash.	1.482	Population group III (250,000 to 500,000):	
Columbus, Ohio	1.477	Newark, N. J.	1.221
<i>Average for group III</i>	<i>1.468</i>	Seattle, Wash.	1.044
Louisville, Ky.	1.433	Minneapolis, Minn.	.975
Houston, Tex.	1.432	Portland, Oreg.	.969
St. Paul, Minn.	1.422	Toledo, Ohio	.958
Birmingham, Ala.	1.419	Kansas City, Mo.	.941
Minneapolis, Minn.	1.414	St. Paul, Minn.	.931
Portland, Oreg.	1.410	Cincinnati, Ohio	.914
Providence, R. I.	1.405	Indianapolis, Ind.	.867
Dallas, Tex.	1.392	Providence, R. I.	.859
Memphis, Tenn.	1.343	Rochester, N. Y.	.853
San Antonio, Tex.	1.334	Denver, Colo.	.851
Atlanta, Ga.	1.310	<i>Average for group III</i>	<i>.798</i>
New Orleans, La.	1.255	Columbus, Ohio	.797
Population group IV (100,000 to 250,000):		Louisville, Ky.	.724
Youngstown, Ohio	1.591	New Orleans, La.	.652
Dayton, Ohio	1.552	Houston, Tex.	.619
Peoria, Ill.	1.539	Birmingham, Ala.	.617
New Haven, Conn.	1.518	Dallas, Tex.	.598
South Bend, Ind.	1.507	San Antonio, Tex.	.526
Springfield, Mass.	1.495	Memphis, Tenn.	.507
Spokane, Wash.	1.471	Atlanta, Ga.	.428
Erie, Pa.	1.456	Population group IV (100,000 to 250,000):	
Rock Island (Ill.) district ¹	1.452	South Bend, Ind.	1.021
Grand Rapids, Mich.	1.423	Spokane, Wash.	1.012
Oklahoma City, Okla.	1.395	Peoria, Ill.	1.001
Des Moines, Iowa	1.396	New Haven, Conn.	.936
Omaha, Nebr.	1.364	Erie, Pa.	.874
<i>Average for group IV</i>	<i>1.363</i>	Scranton, Pa.	.852
Worcester, Mass.	1.355	Worcester, Mass.	.811
Reading, Pa.	1.350	Rock Island (Ill.) district ¹	.821
Salt Lake City, Utah	1.340	Springfield, Mass.	.801
Nashville, Tenn.	1.310	Duluth, Minn.	.798
Norfolk, Va.	1.292	Dayton, Ohio	.792
Scranton, Pa.	1.297	Salt Lake City, Utah	.787
Duluth, Minn.	1.286	Youngstown, Ohio	.779
Jacksonville, Fla.	1.246	Des Moines, Iowa	.754
Richmond, Va.	1.257	Reading, Pa.	.753
Wichita, Kans.	1.243	Grand Rapids, Mich.	.733
Tampa, Fla.	1.215	Omaha, Nebr.	.721
Charlotte, N. C.	1.027	<i>Average for group IV</i>	<i>.670</i>
Population group V (40,000 to 100,000):		Oklahoma City, Okla.	.663
Charleston, W. Va.	1.535	Wichita, Kans.	.661
Butte, Mont.	1.513	Richmond, Va.	.549
Mobile, Ala.	1.397	Tampa, Fla.	.537
Binghamton, N. Y.	1.389	Norfolk, Va.	.534
Phoenix, Ariz.	1.351	Jacksonville, Fla.	.513
<i>Average for group V</i>	<i>1.348</i>	Nashville, Tenn.	.469
Little Rock, Ark.	1.340	Charlotte, N. C.	.439
Charleston, S. C.	1.329		

¹ Includes Rock Island, Ill., Davenport, Iowa, and Moline, Ill.

TABLE 8.—Average Union Hourly Wage Rates in the Building Trades, by Cities and Population Groups, July 1, 1942—Continued

City and population group	Average hourly rate	City and population group	Average hourly rate
<i>Helpers and laborers—Continued</i>		<i>Helpers and laborers—Continued</i>	
Population group V (40,000 to 100,000):		Population group V—Continued.	
Butte, Mont.	\$0.969	Binghamton, N. Y.	\$0.750
Portland, Maine.....	.860	<i>Average for group V</i>674
Madison, Wis.857	Mobile, Ala.669
Phoenix, Ariz.842	York, Pa.653
Charleston, W. Va.789	El Paso, Tex.624
Manchester, N. H.777	Charleston, S. C.413



Average Wage Rates by Size of City

Partly owing to larger increases in membership among cities of size group IV,⁶ the average wage rate for all trades combined was slightly higher in the group V cities than in the former (table 9). Otherwise there was a direct variation by city-size groups.

The average wage rates for journeymen varied directly with the group size of the cities, and this despite the fact that only 14 of the individual skilled trades showed direct variation among all city-size groups. Group I cities (over 1,000,000 population) had an average rate (\$1.695) 13.0 cents higher than that of group II cities (500,000 to 1,000,000). Group II's average (\$1.565) was in turn 9.7 cents higher than that of group III. The \$1.468 average of group III (250,000 to 500,000) exceeded that of group IV by 10.5 cents, and the group IV (100,000 to 250,000) average of \$1.363 topped that of group V (40,000 to 100,000) by 1.5 cents.

The direct variation between the averages and the city sizes that existed among the journeymen did not hold for the less-skilled group, as the average for group V cities was slightly higher than that of group IV. The lower average of group IV was partially attributable to the fact that a large number of southern cities in this group had rates which were lower than those for southern cities in group V. Another factor influencing the lower rate in group IV was an unusual increase in membership, because of Federal construction in those cities having the lower wage rates.⁶

Among cities in the North and Pacific regions, the average wage rates for both the journeyman group and the helper and laborer group varied directly with the size of city, although there were exceptions in a number of individual trades. In the South and Southwest regions, direct variation was an exception rather than the rule. Only 10 of the 27 journeyman trades and 2 of the 10 helper and laborer trades showed averages that varied directly with the city sizes. Most of the non-direct variation was due to the lower rates and larger-than-average increase in membership in some of the group IV cities.

⁶ See p. 4 for explanation of effect of membership changes on averages.

TABLE 9.—Average Union Wage Rate in Each Building Trade, by Region and Population Group, July 1, 1942

Trade	Cities in population group ¹										
	Group I ²	Group II ²	Group III			Group IV			Group V		
	North and Pacific	North and Pacific	All cities	North and Pacific	South and South-west	All cities	North and Pacific	South and South-west	All cities	North and Pacific	South and South-west
All building trades.....	\$1.572	\$1.425	\$1.254	\$1.346	\$1.099	\$1.084	\$1.233	\$0.940	\$1.087	\$1.075	\$1.095
Journeyemen.....	1.695	1.565	1.468	1.514	1.377	1.363	1.439	1.270	1.348	1.358	1.342
Asbestos workers.....	1.639	1.648	1.514	1.478	1.548	1.481	1.474	1.485	1.451	1.508	1.413
Boilermakers.....	1.767	1.618	1.601	1.657	1.500	1.594	1.907	1.478	1.559	1.619	1.504
Bricklayers.....	1.887	1.688	1.694	1.725	1.619	1.608	1.641	1.550	1.603	1.630	1.568
Carpenters.....	1.642	1.613	1.414	1.477	1.304	1.284	1.379	1.162	1.278	1.256	1.290
Cement finishers.....	1.651	1.549	1.436	1.459	1.398	1.373	1.403	1.347	1.340	1.482	1.305
Electricians, inside wiremen.....	1.783	1.672	1.597	1.619	1.553	1.516	1.534	1.494	1.441	1.401	1.462
Elevator constructors.....	1.714	1.683	1.539	1.572	1.488	1.484	1.507	1.397	1.362	1.379	1.344
Glaziers.....	1.688	1.477	1.336	1.375	1.218	1.185	1.257	0.978	1.175	1.244	1.134
Granite cutters.....	1.527	1.312	1.354	1.354
Lathers.....	1.833	1.700	1.583	1.606	1.512	1.526	1.538	1.500	1.371	1.447	1.344
Machinists.....	1.700	1.476	1.421	1.505	1.379	1.478	1.500	(³)	1.392	1.392
Marble setters.....	1.721	1.560	1.532	1.535	1.525	1.456	1.454	1.458	1.549	1.527	1.532
Mosaic and terrazzo workers.....	1.640	1.470	1.411	1.384	1.487	1.356	1.360	1.349	1.461	1.442	1.479
Painters.....	1.596	1.459	1.370	1.408	1.276	1.296	1.314	1.267	1.183	1.160	1.201
Paperhangers.....	1.637	1.496	1.355	1.398	1.203	1.367	1.391	1.195	1.179	1.165	1.200
Plasterers.....	1.896	1.736	1.605	1.654	1.500	1.562	1.609	1.492	1.428	1.583	1.394
Plumbers and gas fitters.....	1.816	1.628	1.588	1.595	1.569	1.510	1.518	1.500	1.575	1.518	1.610
Rodmen.....	1.675	1.691	1.432	1.535	1.276	1.426	1.520	1.275	1.616	1.508	1.256
Roofers, composition.....	1.523	1.454	1.290	1.390	1.124	1.106	1.216	0.972	1.252	1.249	1.256
Roofers, slate and tile.....	1.839	1.639	1.364	1.471	1.232	1.213	1.325	1.054	1.293	1.260	1.304
Sheet-metal workers.....	1.712	1.583	1.481	1.517	1.420	1.356	1.404	1.256	1.313	1.388	1.287
Sign painters.....	1.818	1.621	1.468	1.497	1.388	1.362	1.398	1.259	1.228	1.351	1.134
Steam and sprinkler fitters.....	1.724	1.594	1.580	1.571	1.606	1.503	1.505	1.500	1.566	1.557	1.532
Stonecutters.....	1.699	1.396	1.322	1.341	1.008	1.307	1.307
Stonemasons.....	1.571	1.608	1.679	1.692	1.630	1.581	1.584	1.563	1.438	1.498	1.333
Structural-iron workers.....	1.811	1.752	1.596	1.651	1.513	1.571	1.616	1.460	1.525	1.563	1.491
Tile layers.....	1.626	1.511	1.454	1.479	1.390	1.414	1.423	1.403	1.505	1.458	1.547
Helpers and laborers.....	1.042	.933	.798	.930	.621	.670	.820	.569	.674	.753	.590
Bricklayers' tenders.....	1.091	1.018	.909	1.045	.674	.774	.873	.659	.806	.893	.690
Building laborers.....	.969	.892	.765	.892	.608	.650	.799	.552	.646	.723	.567
Composition roofers' helpers.....	.963	.891	.783	.854	.617	.613	.848	.556	.775	.817	.754
Elevator constructors' helpers.....	1.259	1.183	1.116	1.153	1.054	1.035	1.058	.992	.955	(⁴)	.957
Marble setters' helpers.....	1.267	.993	1.034	1.056	(⁵)	.880	.914	.638	.967	1.175	.800
Plasterers' laborers.....	1.320	1.146	.906	1.115	.672	.809	1.033	.683	.842	.915	.750
Plumbers' laborers.....	1.281	.948	.818	.946	.602	.668	.790	.633	.788	.788
Steam and sprinkler fitters' helpers.....	1.331	.916	.909	.909667	.768	.645	.754	.896	.711
Terrazzo workers' helpers.....	1.227	1.033	.944	1.000	.707	.889	.955	.642	.955	.955	(⁶)
Tile layers' helpers.....	1.162	1.031	.925	.983	.639	.855	.909	.628	.858	.993	.806

¹ Group I includes cities of over 1,000,000 population; group II, 500,000 to 1,000,000; group III, 250,000 to 500,000; group IV, 100,000 to 250,000; and group V, 40,000 to 100,000.

² No city of this size in the South or Southwest.

³ Insufficient quotations to compute an average.

Regional Differences

Differences in average wages between the North and Pacific and South and Southwest were shown in favor of the former for the combined journeyman trades and the combined helper and laborer trades in all three comparable city-size groups. (See table 9.) However, the averages for all trades (journeymen and helpers and laborers) did not show a difference in favor of size IV over size V cities because of the unusual weighting (membership) factors involved. Cities in the South, because of large amounts of Federal construction, generally increased their union membership to a greater extent than those in the North. In addition, the wage rates for journeymen in a number of instances are higher in the South than in the North.

Of the 74 comparisons of average wage rates between the 2 regions among the 27 journeyman trades, 58 showed differences in favor of the North and Pacific. The South and Southwest, chiefly in group V cities, showed higher average rates in the other 16 cases.

Among the helpers and laborers, the North and Pacific showed average rates higher than the corresponding averages in the South and Southwest in every comparison in each of the 3 city-size groups. In contrast to the journeyman scales, helper and laborer wage rates in the South and Southwest rarely equal or exceed those in the North and Pacific.

Overtime Rates

Slightly more than half of the quotations covering building-trades workers provided rates of time and a half for overtime, and nearly all of the remainder reported double rates. Only 12 of 2,957 quotations did not list a penalty scale. Time and a half covered 44.3 percent of the union members, while double time was provided for 55.6 percent.

The double-time rates listed in table 10 are not effective on Federal war construction, as the stabilization agreement between the various Federal agencies and the Building Trades Department of the American Federation of Labor provides for time and a half for all overtime. Some local unions also have reduced their rates on private work from double time to time and a half for the duration of the war, but these latter changes are reflected in the table.

TABLE 10.—Overtime Rates Provided in Building-Trades Union Agreements, July 1, 1942

Trade	Number of quotations showing initial overtime rates of—			Percent of union members having initial overtime rates of—		
	Time and a half	Double time	No penalty rate specified	Time and a half	Double time	No penalty rate specified
All building trades.....	1,506	1,439	12	44.3	55.6	0.1
Journeymen.....	1,077	1,174	10	34.4	65.5	.1
Asbestos workers.....	33	37	-----	45.9	54.1	-----
Boilermakers.....	8	42	-----	16.3	83.7	-----
Bricklayers.....	25	67	-----	14.4	85.6	-----
Carpenters.....	58	72	2	30.6	69.4	(1)
Cement finishers.....	59	28	-----	57.6	42.4	-----
Electricians, inside wiremen.....	56	42	-----	50.0	50.0	-----
Elevator constructors.....	28	105	-----	22.7	77.3	-----
Glaziers.....	60	16	-----	56.4	43.6	-----
Granite cutters.....	15	12	-----	32.5	67.5	-----
Lathers.....	17	67	1	9.2	87.6	3.2
Machinists.....	19	15	-----	48.0	52.0	-----
Marble setters.....	20	46	-----	15.1	84.9	-----
Mosaic and terrazzo workers.....	34	29	-----	57.3	42.7	-----
Painters.....	148	35	1	57.3	42.5	.2
Paperhangers.....	65	15	1	60.3	33.4	.3
Plasterers.....	32	56	-----	12.4	87.6	-----
Plumbers and gas fitters.....	34	56	-----	32.9	67.1	-----
Rodmen.....	4	67	-----	10.6	89.4	-----
Roofers, composition.....	95	20	-----	81.2	18.8	-----
Roofers, slate and tile.....	50	19	-----	68.1	33.9	-----
Sheet-metal workers.....	18	63	-----	17.9	82.1	-----
Sign painters.....	62	12	-----	60.7	39.3	-----
Steam and sprinkler fitters.....	38	73	-----	37.0	63.0	-----
Stonecutters.....	36	19	5	27.2	68.1	4.7
Stonemasons.....	22	52	-----	26.8	73.2	-----
Structural-iron workers.....	2	79	-----	2.1	97.9	-----
Tile layers.....	39	40	-----	51.1	48.9	-----
Helpers and laborers.....	429	265	2	70.9	29.0	.1
Bricklayers' tenders.....	83	27	-----	78.8	21.2	-----
Building laborers.....	78	17	-----	73.3	26.7	-----
Composition roofers' helpers.....	31	5	-----	78.5	21.5	-----
Elevator constructors' helpers.....	20	81	-----	25.3	74.7	-----
Marble setters' helpers.....	27	19	-----	30.5	69.5	-----
Plasterers' laborers.....	57	29	1	60.5	37.7	1.8
Plumbers' laborers.....	28	15	-----	49.4	50.6	-----
Steam and sprinkler fitters' helpers.....	11	38	-----	13.6	86.4	-----
Terrazzo workers' helpers.....	57	15	-----	64.2	35.8	-----
Tile layers' helpers.....	37	19	1	45.7	54.2	.1

¹Less than a tenth of 1 percent.

Sunday Rates

On July 1, 1942, 79.5 percent of the quotations covering 80.9 percent of the building-trades workers provided for the payment of double time for Sunday work. Practically all of the other quotations stipulated a rate of time and a half (table 11). Although double time for Sunday work was still overwhelmingly predominant, it was not so prevalent as in former years, owing to the fact that a number of locals reduced the penalty scale to time and a half for the duration of the war. Even where provided in the agreements, no double-time scales are effective on Federal construction projects, as the stabilization agreement between the various Federal agencies and the Building Trades Department of the American Federation of Labor provides for time and a half for Sunday.

TABLE 11.—*Sunday Rates Provided in Building-Trades Union Agreements, July 1, 1942*

Trade	Number of quotations showing Sunday rates of—			Percent of union members having Sunday rates of—		
	Time and a half	Double time	No penalty rate specified	Time and a half	Double time	No penalty rate specified
All building trades.....	597	2,351	9	19.0	80.9	0.1
Journeyman.....	471	1,783	7	19.0	80.9	.1
Asbestos workers.....	26	44		38.0	62.0	
Boilermakers.....	5	44	1	14.6	73.1	12.3
Bricklayers.....	7	85		7.7	92.3	
Carpenters.....	18	114		9.7	90.3	
Cement finishers.....	23	64		26.1	73.9	
Electricians, inside wiremen.....	38	60		40.5	59.5	
Elevator constructors.....	5	128		1.0	99.0	
Glaziers.....	30	46		17.1	82.9	
Granite cutters.....	5	22		16.6	83.4	
Lathers.....	5	80		1.4	98.6	
Machinists.....	8	26		29.8	70.2	
Marble setters.....	6	60		2.3	97.7	
Mosaic and terrazzo workers.....	6	56	1	5.9	93.6	.5
Painters.....	91	93		44.3	55.7	
Paperhangers.....	35	46		49.2	50.8	
Plasterers.....	15	73		7.4	92.6	
Plumbers and gas fitters.....	16	74		21.8	78.2	
Rodmen.....	4	67		10.6	89.4	
Roofers, composition.....	36	79		34.2	65.8	
Roofers, slate and tile.....	21	48		30.9	69.1	
Sheet-metal workers.....	12	69		11.8	88.2	
Sign painters.....	23	51		14.2	85.8	
Steam and sprinkler fitters.....	19	92		28.9	71.1	
Stonecutters.....	6	49	5	4.8	90.5	4.7
Stonemasons.....	2	72		.5	99.5	
Structural-iron workers.....	2	79		2.1	97.9	
Tile layers.....	7	72		6.5	93.5	
Helpers and laborers.....	126	568	2	19.0	81.0	(1)
Bricklayers' tenders.....	31	79		16.7	83.3	
Building laborers.....	29	66		20.3	79.7	
Composition roofers' helpers.....	12	23	1	37.3	61.9	.8
Elevator constructors' helpers.....		101			100.0	
Marble setters' helpers.....	3	43		2.4	97.6	
Plasterers' laborers.....	18	69		16.3	83.7	
Plumbers' laborers.....	13	30		17.6	82.4	
Steam and sprinkler fitters' helpers.....	3	46		8.7	91.3	
Terrazzo workers' helpers.....	10	62		5.0	95.0	
Tile layers' helpers.....	7	49	1	4.3	95.6	.1

¹ Less than a tenth of 1 percent.

Weekly Hours

TREND OF MAXIMUM WEEKLY HOURS ⁷

Maximum straight-time weekly hours permitted by union agreements in the building trades were lengthened by an average of 0.8 percent during the period of the current study, June 1, 1941, to July 1, 1942 (table 12). Journeymen as a group were permitted to work at regular rates on a weekly schedule 1.4 percent longer than in 1941, when 22 percent of the membership had less than 40-hour work schedules. Helpers and laborers, as a whole, reduced their workweek by 0.9 percent, although their average workweek remained longer than that of journeymen (table 14). That the 40-hour week was more prevalent than in 1941 was largely the result of the stabilization agreement between the Building and Construction Trades Department of the A. F. of L. and the various Federal construction agencies.

⁷ For method used to compute indexes of weekly hours, see p. 4.

TABLE 12.—Indexes of Union Weekly Hours in All Building Trades, 1907-42

Year	All trades	Journey-men	Helpers and laborers	Year	All trades	Journey-men	Helpers and laborers
1907	110.0	109.3	113.1	1925	101.9	101.8	102.4
1908	108.3	107.7	110.8	1926	101.7	101.6	102.2
1909	106.8	106.4	108.5	1927	101.5	101.4	102.2
1910	105.5	105.2	106.6	1928	100.9	100.7	102.1
1911	105.1	104.8	106.4	1929	100.0	100.0	100.0
1912	104.8	104.5	106.1	1930	97.2	97.1	97.8
1913	104.6	104.2	106.1	1931	96.0	95.8	97.0
1914	104.2	103.9	105.6	1932	94.3	94.1	94.8
1915	104.1	103.8	105.4	1933	94.0	93.8	94.4
1916	103.7	103.4	105.1	1934	90.5	90.3	91.4
1917	103.5	103.2	104.7	1935	89.8	89.6	90.8
1918	102.9	102.6	104.3	1936	89.8	89.6	91.0
1919	102.4	102.2	103.3	1937	90.2	90.0	91.3
1920	101.9	101.7	102.7	1938	88.7	88.4	89.9
1921	101.8	101.6	102.7	1939	88.5	88.3	89.7
1922	101.8	101.7	102.4	1940	88.4	88.3	89.2
1923	101.9	101.8	102.6	1941	88.8	88.7	89.4
1924	101.9	101.8	102.6	1942	89.5	89.9	88.6

Of the 23 journeyman crafts for which indexes are shown, all except 6 showed an increase in straight-time hours allowed by union agreement.⁸ The painters lengthened their schedules more than any other trade (5.8 percent), and the electricians were next in line with an increase of 4.0 percent.

These upward movements during the 13 months ending July 1, 1942, caused a majority of the journeyman trades to maintain the longest straight-time workweeks permitted since 1937. For electricians, painters, and tile layers, current straight-time workweeks were the longest since 1933.

TABLE 13.—Indexes of Union Weekly Hours in Each Building Trade, 1916-42
[1929=100]

Year	Asbestos workers	Brick-layers	Car-penters	Cement finishers	Electricians (inside wire-men)	Eleva-tor con-structors	Glazi-ers	Granite cutters	Lathers	Marble setters
1916	103.0	103.9	102.0	104.2	105.3	102.1	100.3	103.5	100.5	
1917	102.6	103.6	102.0	103.0	104.9	101.6	100.3	103.0	100.4	
1918	102.0	103.6	100.9	102.5	104.2	101.6	101.6	100.3	100.4	
1919	101.0	103.4	100.3	101.7	103.3	100.9	101.6	100.3	102.7	
1920	100.9	103.3	100.4	101.2	103.0	100.8	101.2	100.3	102.1	
1921	101.1	103.3	100.3	101.2	103.0	100.7	101.6	100.1	101.9	
1922	101.1	103.3	100.4	101.1	103.0	100.4	101.7	99.3	102.0	
1923	100.9	103.3	100.7	101.1	103.0	100.5	101.2	99.9	102.3	
1924	101.0	103.2	100.6	101.1	102.9	100.5	101.2	100.2	102.1	
1925	101.0	103.1	100.6	100.8	102.9	100.4	100.8	100.3	101.8	
1926	101.0	103.2	100.6	100.8	102.9	100.4	101.2	100.1	101.5	
1927	100.9	102.7	100.6	100.5	102.9	100.4	101.5	100.3	101.0	
1928	100.9	102.7	100.0	99.9	102.4	100.4	101.1	100.3	100.5	
1929	100.0	100.0	100.0	100.0	100.0	100.0	100.0	100.0	100.0	
1930	96.3	97.6	96.9	96.1	97.6	96.8	96.8	95.2	94.3	
1931	94.0	96.1	95.4	95.0	96.6	95.0	95.1	94.4	93.8	
1932	92.8	93.9	93.0	93.9	94.3	95.0	92.9	94.8	93.3	
1933	91.8	94.9	91.6	95.7	94.3	93.0	92.9	93.6	92.9	
1934	91.7	93.3	90.8	92.2	88.7	92.2	88.1	92.1	87.5	
1935	91.0	93.2	90.4	92.0	85.1	91.9	87.5	92.1	87.4	
1936	91.3	93.2	90.5	91.6	85.4	92.6	87.8	91.5	86.5	
1937	91.0	94.1	90.3	91.7	89.6	92.4	87.9	91.9	87.7	
1938	89.5	91.0	88.6	88.9	89.1	91.7	86.3	85.3	86.1	
1939	89.5	91.1	88.6	88.9	88.8	89.5	86.1	85.3	85.4	
1940	89.0	90.8	88.6	89.1	88.8	89.1	86.1	85.3	85.2	
1941	89.5	91.0	89.1	89.5	89.3	88.9	86.6	85.3	86.0	
1942	89.6	91.8	89.3	89.4	92.9	88.6	87.8	85.3	87.5	

⁸ See table 3, p. 7, for changes in 4 trades not having indexes.

TABLE 13.—Indexes of Union Weekly Hours in Each Building Trade, 1916-42—Con.

Year	Mosaic and terrazzo workers	Painters	Plasterers	Plumbers and gas fitters	Roofers—composition	Roofers—slate and tile	Sheet-metal workers	Sign painters	Steam and sprinkler fitters	Stonecutters
1916	103.9	106.9	105.8	102.6	103.7	103.6	102.8	106.1	102.2	100.4
1917	103.9	106.8	105.7	102.5	103.0	101.8	102.7	105.6	102.1	100.3
1918	100.2	106.3	105.4	101.6	102.5	101.8	101.6	105.5	101.1	100.3
1919	100.2	106.1	105.4	101.3	102.5	101.5	101.2	105.4	101.0	100.3
1920	100.2	103.0	105.2	101.3	102.5	101.5	100.8	105.3	100.9	100.2
1921	100.2	103.1	104.9	101.1	100.6	101.4	100.8	105.4	100.8	100.2
1922	100.2	103.9	105.0	101.1	100.6	101.3	100.7	105.4	100.8	100.2
1923	100.2	103.6	105.5	101.1	100.6	101.6	100.7	103.4	100.8	100.1
1924	100.3	103.5	105.6	101.1	100.6	101.2	100.7	101.6	100.8	100.1
1925	100.2	103.8	105.3	101.1	100.6	101.2	100.7	101.6	100.8	100.3
1926	100.2	103.4	102.2	101.1	100.6	101.2	100.7	103.7	100.7	100.1
1927	99.9	103.0	101.8	100.9	100.6	101.2	100.4	101.8	100.5	100.1
1928	99.9	100.3	100.9	100.9	100.5	101.2	100.1	101.7	100.5	100.2
1929	100.0	100.0	100.0	100.0	100.0	100.0	100.0	100.0	100.0	100.0
1930	94.5	98.9	97.7	95.4	96.1	95.7	96.3	99.1	95.5	96.9
1931	93.6	98.0	97.0	94.1	94.0	94.1	91.7	98.1	94.5	96.4
1932	89.8	97.9	95.2	93.7	93.9	94.1	93.3	97.6	93.6	94.3
1933	91.0	97.7	97.2	98.3	95.1	94.1	93.2	97.8	93.1	94.3
1934	90.9	85.6	93.1	92.4	92.6	93.8	91.9	95.1	92.5	93.0
1935	90.3	85.5	91.6	91.8	92.5	92.6	92.0	93.1	92.2	92.7
1936	80.4	85.9	90.1	90.6	93.1	93.4	91.9	92.9	92.4	92.8
1937	90.0	85.9	90.2	91.1	93.2	93.3	92.0	92.9	92.5	92.8
1938	87.7	86.0	86.5	86.5	91.5	92.2	90.1	92.0	87.6	91.7
1939	87.7	85.7	86.5	86.8	91.6	92.2	90.1	91.9	88.0	91.8
1940	87.7	86.1	86.3	85.9	91.2	92.1	90.1	92.1	88.0	91.7
1941	88.0	86.3	86.6	86.3	91.9	92.1	90.8	92.1	88.5	90.2
1942	88.0	91.3	88.2	86.7	92.0	93.4	90.9	91.8	89.9	90.3

Year	Stonemasons	Structural-iron workers	Tile layers	Bricklayers'tenders	Building laborers	Elevator constructors' helpers	Marble setters' helpers	Plasterers' laborers	Steam and sprinkler fitters' helpers	Tile layers' helpers
1916	104.1	101.2	101.4	106.4	104.6	102.2	100.1	104.4	101.7	100.6
1917	104.0	101.0	101.1	106.3	103.5	101.7	100.1	104.2	101.7	99.8
1918	104.0	100.7	101.1	106.3	103.0	101.7	100.1	104.2	100.3	99.8
1919	103.4	100.5	100.7	105.9	101.0	100.9	100.0	103.8	100.2	99.5
1920	103.4	100.5	100.4	105.7	100.0	100.7	100.0	103.8	100.2	99.5
1921	103.5	100.6	100.5	105.7	100.0	100.5	100.2	103.4	100.2	99.6
1922	103.4	100.5	100.3	105.9	99.3	100.6	100.2	103.4	100.3	99.6
1923	103.4	100.5	100.6	105.9	100.0	100.6	100.2	103.5	100.3	100.5
1924	103.1	100.6	100.6	105.8	99.7	100.6	100.2	103.4	100.3	100.5
1925	103.1	100.2	100.6	105.7	99.8	100.5	100.2	103.3	100.3	100.5
1926	103.3	100.5	100.6	105.8	100.0	100.5	100.2	99.9	100.2	100.5
1927	103.1	100.5	100.5	105.8	100.2	100.5	100.0	99.8	100.4	100.5
1928	103.0	100.4	100.2	105.8	100.1	100.5	100.1	100.1	100.0	100.5
1929	100.0	100.0	100.0	100.0	100.0	100.0	100.0	100.0	100.0	100.0
1930	90.6	96.9	94.8	90.3	98.1	96.2	95.9	97.4	92.1	93.6
1931	94.9	95.8	93.6	98.8	97.0	94.7	94.2	96.6	91.8	92.6
1932	94.5	93.4	92.6	96.6	93.6	94.7	93.8	96.3	91.7	91.4
1933	93.8	93.1	92.4	96.1	93.2	92.5	94.0	94.7	91.6	91.5
1934	93.4	91.8	86.2	94.3	89.1	91.8	92.3	91.8	91.1	87.6
1935	93.3	90.7	86.2	94.2	89.0	91.5	92.3	90.7	91.1	76.3
1936	93.3	90.6	86.1	94.0	89.5	92.1	92.2	89.2	91.5	76.3
1937	93.3	90.2	89.8	94.3	89.7	91.7	92.2	89.2	91.8	81.6
1938	90.2	89.2	89.8	93.2	89.3	91.1	92.2	85.1	82.3	81.6
1939	90.2	89.1	89.8	92.9	89.2	86.8	92.2	84.8	82.2	81.6
1940	90.1	89.1	89.8	92.8	88.7	86.6	88.3	84.5	82.2	81.6
1941	90.2	89.5	90.2	92.7	88.9	86.8	88.6	81.8	82.2	81.9
1942	90.4	90.1	90.4	91.6	88.1	86.7	88.7	84.9	82.4	81.9

Among the helpers and laborers, 4 of the 7 trades experienced slight lengthenings of the average straight-time workweek. The other 3 reduced their weekly hours by small percentages, usually to the 40-hour standard.

WEEKLY HOURS, 1942

On July 1, 1942, the average maximum weekly hours permitted at straight time by union agreements in the 75 cities covered for the combined building trades was 39.5. Journeyman scales averaged 39.2 hours and those of the helpers and laborers averaged 40.3 hours. (See table 14.) These averages, of course, represent hours permitted at straight time and not actual hours worked.

The 40-hour week was by far the predominant work period in the industry, 82.4 percent of the union members being covered by this schedule. Agreements covering journeymen provided the 40-hour week for 85.3 percent of the members, and 74.5 percent of the helpers and laborers came under this provision.

Straight-time workweeks of more than 40 hours were extremely rare among agreements covering journeymen, affecting but three-tenths of 1 percent of the members. Among helpers the longer workweek was more common, 16.4 percent being scaled at 44 hours and an additional 1.3 percent at 48. Journeymen had agreements covering 12.1 percent of their number on a 35-hour basis and 2.2 percent under 30-hour provisions.⁹ Various helper agreements provided the 30-hour week for 1.8 percent of the total membership and 5.8 percent were covered by 35-hour scales.

Among the individual trades rodmen reported all of their members under 40-hour scales. All but one-tenth of 1 percent of the tile layers and electricians were covered by this provision and all but three-tenths of 1 percent of the tile layers' helpers operated on a 40-hour basis. In addition, the 40-hour week was observed by over 90 percent of the asbestos workers, boilermakers, elevator constructors, machinists, slate and tile roofers, sheet-metal workers, steam and sprinkler fitters, structural-iron workers, and composition roofers' helpers. Only the granite cutters had less than a majority of their members covered by 40-hour scales. Owing primarily to the influence of New York's large membership, 64 percent of them observed a 35-hour week.

In addition to the granite cutters, the marble setters and stonemasons had substantial numbers of their members (47 percent and 41 percent, respectively) under 35-hour week provisions. Over one-third (34.6 percent) of the marble setters' helpers and over one-fourth of the bricklayers (28.9 percent), painters (25.6 percent), and terrazzo workers' helpers (27.9 percent) had 35-hour scales. This workweek also included at least one-fifth of the mosaic and terrazzo workers, sign painters, stonemasons, and bricklayers' tenders. Only the asbestos workers, electricians, rodmen, slate and tile roofers, tile layers, composition roofers' helpers, and tile layers' helpers, did not report the existence of 35-hour workweeks.

A workweek of 30 hours was provided for 37.5 percent of the plasterers, mostly in Boston, Los Angeles, New York, and San Francisco, and for 15.9 percent of the lathers, mostly in New York and San Francisco. All of the steam and sprinkler fitters' helpers, plumbers, and plumbers' laborers, and plasterers' laborers who observed the 30-hour week were in New York. Thirteen other trades reported this workweek for small percentages of their members.

⁹ A less than 40-hour week at straight time would be effective only for private work since it is not observed on Federal projects under the terms of the stabilization agreement.

A 44-hour week was in effect for small numbers of 17 journeyman trades, in none of which it covered more than 2.5 percent. Six of the 10 helper trades reported some 44-hour weeks, the building laborers helping with 19.8 percent.

The carpenters, cement finishers, and roofers among the journeymen and building laborers and composition roofers' helpers reported a few 48-hour weeks.

TABLE 14.—*Distribution of Union Members in Each Building Trade, by Weekly Hours, July 1, 1942*

Trade	Average hours per week	Percent of union members having workweek of—				
		30 hours	35 hours	40 hours	44 hours	48 hours
All building trades ¹	39.5	2.1	10.4	82.4	4.5	0.5
Journeymen ²	39.2	2.2	12.1	85.3	.1	.2
Asbestos workers.....	39.2	8.1	91.9
Boilermakers.....	39.7	6.1	93.9
Bricklayers.....	38.6	.1	28.9	70.8	.2
Carpenters.....	39.4	(³)	11.3	88.61
Cement finishers.....	39.7	.7	7.9	88.7	.7	2.0
Electricians, inside wiremen.....	40.0	.1	99.9	(⁴)
Elevator constructors.....	39.8	5.0	92.5	2.5
Glaziers.....	39.3	13.8	85.8	.4
Granite cutters.....	36.8	64.0	36.0
Lathers.....	38.2	15.9	4.8	79.3
Machinists.....	39.7	5.0	95.0
Marble setters.....	37.7	47.0	52.7	.3
Mosaic and terrazzo workers.....	38.9	22.6	77.2	.2
Painters.....	38.7	(⁵)	25.6	74.4	(⁶)
Paperhangers.....	39.3	15.5	83.5	1.0
Plasterers ⁴	35.9	37.5	3.6	56.5
Plumbers and gas fitters.....	37.9	19.1	3.9	77.0
Rodmen.....	40.0	100.0
Roofers, composition ⁵	40.2	8.4	82.7	1.2	7.3
Roofers, slate and tile ⁶	40.3	96.2	1.2	2.4
Sheet-metal workers.....	39.5	9.4	90.3	.3
Sign painters.....	39.0	21.6	76.6	1.8
Steam and sprinkler fitters.....	40.0	.1	1.2	98.1	.6
Stonecutters.....	38.0	41.0	58.4	.6
Stonemasons.....	38.9	(⁷)	21.8	78.2	(⁸)
Structural-iron workers.....	39.9	2.8	97.2
Tile layers.....	40.0	.1	99.9	(⁹)
Helpers and laborers ⁷	40.3	1.8	5.8	74.5	16.4	1.3
Bricklayers' tenders ⁸	39.1	.9	23.3	67.2	7.1
Building laborers.....	40.8	(⁹)	2.8	75.7	19.8	1.7
Composition roofers' helpers.....	40.5	94.2	5.8
Elevator constructors' helpers.....	39.5	11.9	86.5	1.6
Marble setters' helpers.....	38.2	.5	34.6	64.9
Plasterers' laborers ⁹	38.8	12.9	4.0	76.0	6.1
Plumbers' laborers.....	38.7	17.4	3.3	63.6	15.7
Steam and sprinkler fitters' helpers.....	38.6	29.3	10.3	60.4
Terrazzo workers' helpers.....	38.6	27.9	72.1
Tile layers' helpers.....	40.0	.2	99.7	.1

¹ Excludes less than a tenth of 1 percent having a 32-hour week, a tenth of 1 percent having a 42½-hour week, and less than a tenth of 1 percent having a 44¼-hour week. ² Excludes a tenth of 1 percent having a 32-hour week, and a tenth of 1 percent having a 44¼-hour week. ³ Less than a tenth of 1 percent. ⁴ Excludes 2.4 percent having a 32-hour week. ⁵ Excludes four-tenths of 1 percent having a 44¼-hour week. ⁶ Excludes two-tenths of 1 percent having a 44¼-hour week. ⁷ Excludes two-tenths of 1 percent having a 42½-hour week. ⁸ Excludes 1.5 percent having a 42½-hour week. ⁹ Excludes 1 percent having a 42½-hour week.

Changes in Weekly Hours Between 1941 and 1942

The great majority of quotations of weekly hours set by union agreements showed no change during the 13-month period ending July 1, 1942, but the average workweek permitted at straight-time rates was lengthened, owing to increases in 2.8 percent of the quotations of the combined trades affecting 5.9 percent of the total union membership. (See table 15.) Lengthening of the workweek was more frequent among the journeyman trades (68 quotations affecting 7.4

percent of the members) than among the less skilled groups (13 quotations affecting 2.0 percent of the members), because of the fact that a number of journeyman trades formerly on a less-than-40-hour basis increased their workweeks in order to perform the large amount of war construction and abide by the stabilization agreement covering Federal projects. Quite often, the local unions also lengthened the workweek for private construction, with the stipulation that these increases be for the duration only, the normal workweek reverting to the former scale after the war.

Although the average workweek in the industry was lengthened, this condition did not exist in the helper and laborer group. A number of increases in the workweek were made, 13 of 669 quotations, affecting 2.0 percent of the membership, but these advances were more than offset by the 20 reductions in normal weekly hours covering 6.6 percent of the members. As with the journeymen, these changes were toward the 40-hour standard, but as a substantial number of the less skilled group were permitted to work more than 40 hours at straight time on June 1, 1941, reductions rather than increases were necessary.

TABLE 15.—Number of Changes in Union Hour Quotations and Percent of Members Affected, July 1, 1942, Compared With June 1, 1941

Trade	Number of quotations comparable with 1941	Number of quotations showing—			Percent of union members affected by—		
		Increase	Decrease	No change	Increase	Decrease	No change
All building trades.....	2, 873	81	47	2, 745	5.9	2.4	91.7
Journeymen.....	2, 204	68	27	2, 109	7.4	.9	91.7
Asbestos workers.....	68	3	1	64	1.3	.3	98.4
Boilermakers.....	50	1	—	49	.4	—	99.6
Bricklayers.....	90	5	—	85	5.7	—	94.3
Carpenters.....	126	3	3	120	3.0	1.6	95.4
Cement finishers.....	87	2	2	83	1.0	2.7	96.3
Electricians, inside wiremen.....	97	7	4	86	19.2	1.0	79.8
Elevator constructors.....	133	1	5	127	.3	4.6	95.1
Glaziers.....	76	2	4	70	11.2	1.1	87.7
Granite cutters.....	27	—	—	27	—	—	100.0
Lathers.....	85	3	—	82	9.4	—	90.6
Machinists.....	31	—	—	31	—	—	100.0
Marble setters.....	66	—	—	66	—	—	100.0
Mosaic and terrazzo workers.....	63	—	—	63	—	—	100.0
Painters.....	166	10	2	154	22.6	.3	77.1
Paperhangers.....	79	3	1	75	27.0	.4	72.6
Plasterers.....	87	7	1	79	8.2	.3	91.5
Plumbers and gas fitters.....	87	2	1	84	3.5	.3	96.2
Rodmen.....	71	1	—	70	.3	—	99.7
Roofers, composition.....	106	3	—	103	.3	—	99.5
Roofers, slate and tile.....	64	3	—	61	8.8	—	91.2
Sheet-metal workers.....	71	1	1	69	.7	.4	98.9
Sign painters.....	73	1	1	71	.7	2.6	96.7
Steam and sprinkler fitters.....	111	3	1	107	8.4	.1	91.5
Stonecutters.....	59	—	—	59	—	—	100.0
Stonemasons.....	74	4	—	70	1.9	—	98.1
Structural-iron workers.....	80	2	—	78	2.8	—	97.2
Tile layers.....	77	1	—	76	.3	—	99.7
Helpers and laborers.....	669	13	20	636	2.0	6.6	91.4
Bricklayers' tenders.....	106	1	4	101	.1	6.2	93.7
Building laborers.....	92	3	7	82	2.4	7.5	90.1
Composition roofers' helpers.....	30	—	—	30	—	—	100.0
Elevator constructor's helpers.....	101	—	3	98	—	1.2	98.8
Marble setters' helpers.....	45	1	1	43	1.6	.5	97.9
Plasterers' laborers.....	85	2	2	81	2.3	1.4	96.3
Plumbers' laborers.....	41	2	2	37	3.0	3.6	93.4
Steam and sprinkler fitters' helpers.....	49	2	—	47	1.4	—	98.6
Terrazzo workers' helpers.....	66	1	—	65	.2	—	99.8
Tile layers' helpers.....	54	1	1	52	.6	.6	98.8

All but 5 of the 27 journeyman trades reported some increases in the normal workweek. Those increases affecting the greatest number of members occurred among the electricians, chiefly those in Minneapolis, Newark, and New York; the glaziers in Chicago; the painters in Chicago, Denver, Toledo, and Washington; and the paperhangers in Chicago. Other smaller locals also reported some increases. Helper and laborer locals reported increased hours for all but 2 of the 10 trades, but as was mentioned before, decreases were more prevalent.

Union Scales of Wages by Cities and Trades

Table 16 lists the union rates of wages per hour in effect on July 1, 1942, and June 1, 1941, for each building trade in each of the 75 cities included in the survey.

Sometimes there are two or more union rates for the same occupation in the same city. This may be attributed to two or more unions having different scales, to one union having different agreements with different employers because of various qualifications or conditions, or to both these situations. Where more than one union rate is in effect all are listed in the following tables, the letters A, B, C, etc., being used to designate the different quotations. The sequence of the letters is in no way intended to indicate the relative importance of the quotations or unions so designated.

TABLE 16.—*Union Wage Scales for Building Trades in 75 Cities, July 1, 1942, and June 1, 1941*

ATLANTA, GA.

Occupation	July 1, 1942	June 1, 1941	Occupation	July 1, 1942	June 1, 1941
<i>Journeyman</i>			<i>Journeyman—Continued</i>		
Asbestos workers.....	\$1.500	\$1.250	Painters.....	\$1.250	\$1.125
Bricklayers.....	1.500	1.375	Paperhangers.....	1.250	1.125
Carpenters.....	1.250	1.000	Plasterers.....	1.500	1.500
Cement finishers.....	1.500	1.500	Plumbers.....	1.500	1.500
Electricians (inside wiremen):			Roofers, composition.....	1.125	-----
Class A—Jobs over \$2,000.....	1.375	1.250	Roofers, slate and tile.....	1.125	-----
Class B—Jobs under \$2,000.....	1.250	1.125	Sheet-metal workers.....	1.250	1.250
Elevator constructors.....	1.475	1.345	Sign painters.....	1.250	1.250
Engineers, portable and hoisting:			Steam fitters.....	1.500	1.500
Group A.....	1.500	1.375	Stonemasons.....	1.500	1.375
Group B.....	1.500	1.250	Structural-iron workers.....	1.500	1.375
Group C.....	1.250	1.000	Rodmen.....	1.250	1.125
Group D.....	1.125	1.000	Tile layers.....	1.500	1.375
Glaziers.....	1.250	1.125			
Lathers:			<i>Helpers and laborers</i>		
Metal.....	1.500	1.500	Bricklayers' tenders.....	.500	-----
Wood.....	1.125	1.125	Building laborers.....	.400	-----
Machinists.....	1.250	1.250	Elevator constructors' helpers.....	1.033	.942
Marble setters.....	1.500	1.375	Plasterers' laborers.....	.500	-----
Mosaic and terrazzo workers.....	1.500	1.375	Plumbers' laborers.....	.400	-----

TABLE 16.—Union Wage Scales for Building Trades in 75 Cities, July 1, 1942, and June 1, 1941—Continued

BALTIMORE, MD.

Occupation	July 1, 1942	June 1, 1941	Occupation	July 1, 1942	June 1, 1941
<i>Journeyman</i>			<i>Journeyman—Continued</i>		
Asbestos workers.....	\$1.688	\$1.500	Roofers, slate and tile.....	\$1.500	\$1.375
Boilermakers.....	1.750	1.500	Precast concrete.....	1.750	1.625
Bricklayers.....	1.625	1.500	Sheet-metal workers.....	1.500	1.375
Carpenters.....	1.375	1.250	Sign painters.....	1.250	1.250
Cement finishers.....	1.500	1.375	Steam fitters.....	1.650	1.600
Electricians (inside wiremen).....	1.650	1.500	Sprinkler fitters.....	1.500	1.375
Elevator constructors.....	1.650	1.510	Stonemasons.....	1.000	1.000
Engineers, portable and hoisting:			Stonemasons.....	1.625	1.500
Group A.....	2.050	1.875	Structural-iron workers.....	1.800	1.650
Group B.....	1.800	1.625	Rodmen.....	1.500	1.375
Group C.....	1.500	1.375	Tile layers.....	1.500	1.375
Group D.....	1.375	1.125			
Group E.....	1.125	.875	<i>Helpers and laborers</i>		
Group F.....	1.000	.875	Bricklayers' tenders.....	.950	.875
Glaziers.....	1.250	1.250	Building laborers.....	.700	.625
Lathers.....	1.500	1.500	Composition roofers' helpers.....	.800	.625
Mechanists.....	1.375	1.375	Elevator constructors' helpers.....	1.150	1.050
Marble setters.....	1.375	1.250	Marble setters' helpers.....	.938	.825
Mosaic and terrazzo workers.....	1.600	1.375	Plasterers' laborers.....	.950	.875
Painters.....	1.250	1.125	Plumbers' laborers.....	.700	.625
Structural steel.....	1.375	1.250	Steam fitters' helpers.....	.963	.963
Paperhangers.....	1.250	1.125	Sprinkler fitters' helpers.....	.875	.770
Plasterers.....	1.500	1.500	Terrazzo workers' helpers.....	1.000	1.375
Plumbers.....	1.650	1.500	Tile layers' helpers.....	.938	.825
Roofers, composition.....	1.000	1.000			
Foremen.....	1.375	1.250			

BINGHAMTON, N. Y.

Occupation	July 1, 1942	June 1, 1941	Occupation	July 1, 1942	June 1, 1941
<i>Journeyman</i>			<i>Journeyman—Continued</i>		
Bricklayers.....	\$1.650	\$1.500	Paperhangers.....	\$1.125	\$1.000
Carpenters.....	1.250	1.125	Plasterers.....	1.650	1.500
Cement finishers.....	1.650	1.500	Plumbers and gas fitters.....	1.600	1.375
Electricians (inside wiremen).....	1.375	1.250	Sign painters.....	1.125	1.000
Engineers, portable and hoisting:			Steam fitters.....	1.600	1.375
Group A.....	1.750	1.750	Stonemasons.....	1.650	1.500
Group B.....	1.600	1.500	Structural-iron workers.....	1.500	1.375
Group C.....	1.375	1.375	Rodmen.....	1.500	1.375
Group D.....	1.250	1.250	Tile layers.....	1.650	1.500
Group E.....	1.000	1.000			
Glaziers.....	1.125	1.000	<i>Helpers and laborers</i>		
Lathers.....	1.500	1.500	Bricklayers' tenders.....	.750	.825
Marble setters.....	1.650	1.250	Building laborers.....	.750	.700
Mosaic and terrazzo workers.....	1.650	1.250	Plasterers' laborers.....	.750	.825
Painters.....	1.125	1.000			

BIRMINGHAM, ALA.

Occupation	July 1, 1942	June 1, 1941	Occupation	July 1, 1942	June 1, 1941
<i>Journeyman</i>			<i>Journeyman—Continued</i>		
Asbestos workers.....	\$1.500	\$1.375	Roofers, composition.....	\$1.125	\$1.125
Boilermakers.....	1.500	1.600	Roofers, slate and tile.....	1.375	1.400
Bricklayers.....	1.750	1.500	Sheet-metal workers.....	1.400	1.500
Carpenters.....	1.250	1.125	Sign painters.....	1.500	1.500
Cement finishers.....	1.500	1.500	Steam fitters.....	1.750	1.500
Electricians (inside wiremen).....	1.650	1.500	Stonemasons.....	1.750	1.500
Elevator constructors.....	1.550	1.500	Structural-iron workers.....	1.500	1.500
Engineers, portable and hoisting:			Rodmen.....	1.250	1.250
Group A.....	1.500	1.500	Tile layers.....	1.500	1.250
Group B.....	1.250	1.250			
Glaziers.....	1.375	1.250	<i>Helpers and laborers</i>		
Lathers.....	1.250	1.250	Bricklayers' tenders.....	.650	.600
Marble setters.....	1.750	1.500	Building laborers.....	.550	.500
Mosaic and terrazzo workers.....	1.750	1.500	Elevator constructors' helpers.....	1.085	1.050
Painters.....	1.375	1.250	Plasterers' laborers.....	.650	.600
Structural steel and swing stage.....	1.500	1.250	Plumbers' laborers.....	.650	.500
Spray.....	2.375	2.250	Terrazzo workers' helpers.....	.650	.500
Paperhangers.....	1.375	1.250	Tile layers' helpers.....	.650	.600
Plasterers.....	1.500	1.500			
Plumbers.....	1.750	1.500			

TABLE 16.—Union Wage Scales for Building Trades in 75 Cities, July 1, 1942, and June 1, 1941—Continued

BOSTON, MASS.

Occupation	July 1, 1942	June 1, 1941	Occupation	July 1, 1942	June 1, 1941
<i>Journeyman</i>			<i>Journeyman—Continued</i>		
Asbestos workers.....	\$1. 650	\$1. 500	Sheet-metal workers.....	\$1. 650	\$1. 500
Boilermakers.....	1. 650	1. 500	Sign painters:		
Bricklayers.....	1. 625	1. 625	Commercial.....	1. 250	1. 125
Carpenters.....	1. 500	1. 440	Outdoor advertising.....	1. 375	1. 375
Wharf and bridge.....	1. 450	1. 400	Steam fitters.....	1. 650	1. 500
Residential.....	1. 125	1. 065	Sprinkler fitters.....	1. 500	1. 375
Cement finishers.....	1. 625	1. 500	Stonecutters:		
Electricians (inside wiremen).....	1. 650	1. 500	Outside.....	1. 500	1. 350
Elevator constructors.....	1. 650	1. 525	Inside.....	1. 375	1. 175
Engineers, portable and hoisting:			Carvers—		
Group A.....	2. 250	Outside.....	1. 725	1. 610
Group B.....	1. 875	1. 875	Inside.....	1. 500	1. 440
Group C.....	1. 500	1. 500	Stonemasons.....	1. 625	1. 625
Group D.....	1. 300	1. 300	Structural-iron workers.....	1. 650	1. 575
Group E.....	1. 050	Rodmen.....	1. 650	1. 575
Group F.....	1. 000	1. 000	Tile layers.....	1. 625	1. 500
Glaziers.....	1. 500	1. 375			
Granite cutters:			<i>Helpers and laborers</i>		
In yards.....	1. 250	1. 125	Bricklayers' tenders.....	1. 000	. 850
On buildings.....	1. 750	1. 750	Building laborers.....	1. 000	. 850
Lathers.....	1. 667	1. 667	Composition roofers' helpers.....	1. 000	. 900
Machinists.....	1. 500	1. 375	Elevator constructors' helpers.....	1. 150	1. 068
Marble setters.....	1. 625	1. 500	Marble setters' helpers.....	1. 125	1. 000
Mosaic and terrazzo workers.....	1. 625	1. 500	Plasterers' laborers.....	1. 250	1. 100
Painters.....	1. 375	1. 375	Sprinkler fitters' helpers.....	. 875	. 770
Plasterers.....	1. 667	1. 667	Terrazzo workers' helpers.....	1. 125	1. 000
Plumbers and gas fitters.....	1. 650	1. 500	Tile layers' helpers.....	1. 125	1. 000
Roofers, composition.....	1. 500	1. 375			
Roofers, slate and tile.....	1. 500	1. 500			

BUFFALO, N. Y.†

<i>Journeyman</i>			<i>Journeyman—Continued</i>		
Asbestos workers.....	\$1. 750	\$1. 500	Roofers, slate and tile.....	\$1. 600	\$1. 350
Boilermakers.....	1. 750	1. 500	Sheet-metal workers.....	1. 600	1. 425
Bricklayers.....	1. 750	1. 625	Sign painters.....	1. 500	1. 350
Carpenters.....	1. 500	1. 425	Steam fitters.....	1. 750	1. 500
Millwrights.....	1. 600	1. 525	Residential.....	1. 000	1. 000
Cement finishers.....	1. 500	1. 500	Sprinkler fitters.....	1. 500	1. 375
Machine operators.....	1. 650	1. 650	Stonecutters.....	1. 500	1. 375
Electricians (inside wiremen).....	1. 750	1. 500	Scaffold cutters and carvers.....	1. 750	1. 500
Elevator constructors.....	1. 750	1. 525	Stonemasons.....	1. 750	1. 625
Maintenance.....	1. 575	1. 375	Structural-iron workers.....	1. 750	1. 625
Engineers, portable and hoisting:			Rodmen.....	1. 750	1. 625
Group A.....	1. 750	1. 625	Sheet buck-up.....	1. 875	1. 750
Group B.....	1. 625	1. 500	Sheeters—iron workers.....	2. 000	1. 875
Group C.....	1. 625	1. 375	Tile layers.....	1. 375	1. 250
Group D.....	1. 585	1. 458			
Group E.....	1. 600	1. 375	<i>Helpers and laborers</i>		
Group F.....	1. 375	1. 250	Bricklayers' tenders:		
Glaziers.....	1. 500	1. 350	Using hod.....	. 950
Lathers.....	1. 750	1. 500	Using wheelbarrow.....	. 850	. 750
Machinists.....	1. 250	Mortar mixers.....	1. 000	. 850
Marble setters.....	1. 500	1. 500	Building laborers.....	. 850	. 750
Mosaic and terrazzo workers.....	1. 375	1. 250	Elevator constructors' helpers.....	1. 225	1. 070
Painters.....	1. 500	1. 250	Maintenance.....	1. 100	. 960
Spray.....	2. 000	1. 530	Marble setters' helpers.....	. 900	. 800
Structural steel.....	2. 000	1. 350	Plasterers' laborers.....	. 950	. 800
Residential.....	1. 600	1. 000	Steam fitters' helpers.....	. 750	. 750
Paperhanger.....	1. 500	1. 250	Residential.....	. 500	. 500
Plasterers.....	1. 625	1. 500	Sprinkler fitters' helpers.....	. 875	. 770
Plumbers and gas fitters.....	1. 750	1. 500	Terrazzo workers' helpers.....	. 900	. 800
Residential (junior plumbers).....	1. 000	1. 000	Tile layers' helpers.....	. 900	. 800
Roofers, composition.....	1. 450	1. 200			
Kettlemen.....	1. 200	. 950			
Residential.....	1. 400	1. 200			

See footnotes at end of table (p. 63).

TABLE 16.—Union Wage Scales for Building Trades in 75 Cities, July 1, 1942, and June 1, 1941—Continued

BUTTE, MONT.

Occupation	July 1, 1942	June 1, 1941	Occupation	July 1, 1942	June 1, 1941
<i>Journeyman</i>			<i>Journeyman—Continued</i>		
Boilermakers.....	\$1.225	\$1.225	Roofers, composition.....	\$1.250	\$1.250
Bricklayers.....	1.625	1.625	Roofers, slate and tile.....	1.250	1.250
Carpenters.....	1.500	1.500	Sheet-metal workers.....	1.500	1.500
Cement finishers.....	2.000	2.000	Sign painters.....	1.375	1.375
Electricians (inside wiremen).....	1.833	1.667	Steam fitters.....	2.000	2.000
Elevator constructors.....	1.540	1.540	Stonemasons.....	1.625	1.625
Engineers, portable and hoisting:			Structural-iron workers.....	1.500	1.500
Group A.....	1.750	1.750	Tile layers.....	1.625	1.625
Group B.....	1.500	1.500			
Group C.....	1.500	1.250	<i>Helpers and laborers</i>		
Group D.....	1.250	1.250	Bricklayers' tenders:		
Group E.....	1.125	1.125	Agreement A.....	1.333	1.333
Group F.....	1.125	1.000	Agreement B.....	1.200	1.200
Glaziers.....	1.375	1.375	Building laborers.....	900	900
Granite cutters:			Concrete laborers.....	1.333	1.333
Outside.....	1.313	1.313	Marble setters' helpers.....	1.333	1.333
Inside.....	1.375	1.250	Plasterers' laborers:		
Painters.....	1.375	1.375	Agreement A.....	1.333	1.333
Paperhangers.....	1.375	1.375	Agreement B.....	1.200	1.200
Plasterers.....	2.000	2.000	Tile layers' helpers.....	1.333	1.333
Plumbers.....	2.000	2.000			
Gas fitters.....	1.438	1.438			

CHARLESTON, S. C.³

<i>Journeyman</i>			<i>Journeyman—Continued</i>		
Boilermakers.....	\$1.500	\$1.250	Paperhangers:		
Bricklayers.....	1.500	1.250	Agreement A.....	\$0.550	\$0.550
Carpenters.....	1.250	1.000	Agreement B.....	1.250	1.250
Cement finishers:			Plasterers:		
Agreement A.....	1.000	1.000	Agreement A.....	1.250	1.250
Agreement B.....	1.250	1.250	Agreement B.....	1.500	1.250
Electricians (inside wiremen).....	1.500	1.250	Plumbers.....	1.750	1.500
Elevator constructors.....	1.250	1.250	Roofers, composition.....	1.000	1.000
Engineers, portable and hoisting:			Roofers, slate and tile.....	1.125	1.000
Group A.....	1.500	1.500	Sheet-metal workers.....	1.200	1.000
Group B.....	1.250	1.250	Sign painters.....	1.250	1.250
Group C.....	1.000	1.000	Steam fitters.....	1.750	1.500
Glaziers:			Stonemasons.....	1.500	1.250
Agreement A.....	.550	.550	Structural-iron workers.....	1.500	1.250
Agreement B.....	1.000	1.000	Rodmen.....	1.250	1.125
Lathers:			Tile layers.....	1.500	1.250
Channel and metal.....	1.250	1.250			
Rock.....	1.000	1.000	<i>Helpers and laborers</i>		
Marble setters.....	1.500	1.250	Bricklayers' tenders.....	.500	.500
Mosaic and terrazzo workers.....	1.500	1.250	Building laborers:		
Painters:			Unskilled.....	.400	.400
Agreement A.....	.550	.550	Semiskilled.....	.700	.700
Agreement B.....	1.000	1.000	Elevator constructors' helpers.....	.875	.875
Spray.....	1.500	1.500	Plasterers' laborers.....	.500	.500
Structural steel.....	1.250	1.250	Steam fitters' helpers.....	.500	.500

See footnotes at end of table (p. 63).

TABLE 16.—Union Wage Scales for Building Trades in 75 Cities, July 1, 1942, and June 1, 1941—Continued

CHARLESTON, W. VA.

Occupation	July 1, 1942	June 1, 1941	Occupation	July 1, 1942	June 1, 1941
<i>Journeyman</i>			<i>Journeyman—Continued</i>		
Asbestos workers.....	\$1.625	\$1.500	Plasterers.....	\$1.625	\$1.375
Boilermakers.....	1.625	1.500	Plumbers.....	1.625	1.500
Bricklayers.....	1.750	1.650	Residential.....	1.500	1.500
Carpenters.....	1.500	1.250	Roofers, composition.....	1.250	1.125
Millwrights.....	1.625	1.250	Roofers, slate and tile.....	1.250	1.125
Cement finishers.....	1.375	1.100	Sheet-metal workers.....	1.375	1.250
Electricians (inside wiremen).....	1.625	1.500	Sign painters.....	1.250	1.250
Elevator constructors.....	1.500	1.360	Steam and sprinkler fitters.....	1.625	1.500
Engineers, portable and hoisting:			Stonemasons.....	1.750	1.650
Group A.....	1.625	1.500	Structural-iron workers.....	1.625	1.500
Group B.....	1.375	1.250	Rodmen.....	1.500	1.375
Glaziers.....	1.250	1.000	Tile layers.....	1.500	1.375
Lathers.....	1.375	1.375	<i>Helpers and laborers</i>		
Marble setters.....	1.500	1.375	Bricklayers' tenders.....	.900	.750
Mosaic and terrazzo workers.....	1.500	1.375	Building laborers.....	.750	.600
Painters.....	1.250	1.125	Elevator constructors' helpers.....	1.050	.950
Spray.....	1.667	1.500	Plasterers' laborers.....	.900	.750
Structural steel.....	1.500	1.375	Plumbers' laborers.....	.750	.600
Paperhangers.....	1.250	1.250			

CHARLOTTE, N. C.

Occupation	July 1, 1942	June 1, 1941	Occupation	July 1, 1942	June 1, 1941
<i>Journeyman</i>			<i>Journeyman—Continued</i>		
Asbestos workers.....	\$1.375	\$1.125	Roofers, slate and tile.....	\$1.000	\$1.000
Bricklayers.....	1.250	1.100	Sheet-metal workers.....	1.000	1.000
Carpenters.....	1.000	.875	Sign painters.....	1.250	1.000
Cement finishers.....	1.250	1.150	Steam fitters.....	1.500	1.375
Electricians (inside wiremen).....	1.250	1.000	Stonemasons.....	1.250	1.100
Residential.....	1.000	1.000	Structural-iron workers.....	1.250	1.250
Elevator constructors.....	1.225	1.140	Rodmen.....	1.000	1.000
Engineers, portable and hoisting:			Tile layers.....	1.250	1.250
Group A.....	1.500	1.500	<i>Helpers and laborers</i>		
Group B.....	1.250	1.250	Bricklayers' tenders.....	.400	.400
Glaziers.....	.900	.800	Mortar mixers.....	.600	.600
Lathers.....	1.500	1.375	Building laborers.....	.350	.300
Marble setters.....	1.250	1.250	Composition roofers' helpers.....	.500	-----
Mosaic and terrazzo workers.....	1.250	1.250	Elevator constructors' helpers.....	.880	.800
Painters.....	1.000	.900	Marble setters' helpers.....	.500	-----
Spray.....	1.500	1.250	Plasterers' laborers.....	.400	.400
Bridge and structural steel.....	1.250	-----	Terrazzo workers' helpers.....	.500	-----
Stage.....	1.250	1.000	Machine operators.....	.750	-----
Paperhangers.....	1.125	1.000	Tile layers' helpers.....	.500	-----
Plasterers.....	1.375	1.250			
Plumbers.....	1.500	1.375			
Roofers, composition.....	.800	-----			
Kettlemen.....	.600	-----			

TABLE 16.—Union Wage Scales for Building Trades in 75 Cities, July 1, 1942, and June 1, 1941—Continued

CHICAGO, ILL.¹

Occupation	July 1, 1942	June 1, 1941	Occupation	July 1, 1942	June 1, 1941
<i>Journeyman</i>			<i>Journeyman—Continued</i>		
Asbestos workers.....	\$1.700	\$1.700	Roofers, composition—Continued.		
Boilermakers.....	1.700	1.700	Old work.....	\$1.375	\$1.375
Bricklayers.....	1.750	1.700	Foremen.....	1.625	1.625
Sewer, tunnel, and caisson.....	2.000	2.000	Roofers, slate and tile.....	1.750	1.750
Carpenters.....	1.700	1.625	Sheet-metal workers.....	1.750	1.700
Cement finishers.....	1.700	1.625	Sign painters.....	1.875	1.875
Pavement, curb and gutter.....	1.750	1.688	Steam fitters.....	1.700	1.700
Electricians (inside wiremen):			Sprinkler fitters.....	1.700	1.700
New construction.....	1.700	1.700	Stonemasons.....	1.750	1.700
Modernization.....	1.250	1.250	Structural-iron workers.....	1.760	1.700
Elevator constructors.....	1.700	1.700	Rodmen.....	1.760	1.700
Engineers, portable and hoisting:			Finishers.....	1.750	1.700
Group A.....	2.000	2.000	Tile layers.....	1.700	1.700
Group B.....	1.750	1.700			
Glaziers.....	1.875	2.000	<i>Helpers and laborers</i>		
Granite cutters.....	1.375	1.375	Bricklayers' tenders.....	1.100	1.025
Lathers.....	1.825	1.700	Building laborers.....	1.100	1.025
Machinists.....	1.700	1.625	Elevator constructors' helpers.....	1.190	1.190
Marble setters.....	1.625	1.625	Marble setters' helpers.....	1.125	1.125
Mosaic and terrazzo workers.....	1.625	1.625	Plasterers' laborers.....	1.175	1.100
Painters.....	1.725	1.833	Sprinkler fitters' helpers.....	1.125	1.063
Paperhangers.....	1.725	1.833	Terrazzo workers' helpers.....	1.075	1.075
Plasterers.....	1.825	1.700	Base-machine operators.....	1.150	1.150
Plumbers.....	1.700	1.700	Tile layers' helpers.....	1.175	1.175
Roofers, composition:					
New work.....	1.750	1.750			
Foremen.....	2.000	2.000			

CINCINNATI, OHIO¹

Occupation	July 1, 1942	June 1, 1941	Occupation	July 1, 1942	June 1, 1941
<i>Journeyman</i>			<i>Journeyman—Continued</i>		
Asbestos workers.....	\$1.550	\$1.550	Roofers, slate and tile.....	\$1.500	\$1.400
Boilermakers.....	1.500	1.500	Precast slab.....	1.625	1.400
Bricklayers.....	1.750	1.625	Sheet-metal workers.....	1.550	1.500
Carpenters.....	1.500	1.500	Sign painters.....	1.400	1.250
Cement finishers.....	1.450	1.375	Steam fitters.....	1.650	1.500
Electricians (inside wiremen).....	1.650	1.650	Stonecutters:		
Elevator constructors.....	1.660	1.545	Outside.....	1.750	1.625
Engineers, portable and hoisting:			Inside.....	1.250	1.250
Group A.....	1.600	1.550	Carvers.....	1.375	1.375
Group B.....	1.450	1.400	Planermen.....	1.000	1.000
Group C.....	1.300	1.250	Stonemasons.....	1.750	1.500
Group D.....	1.100	1.050	Structural-iron workers.....	1.675	1.625
Group E.....	1.050	1.025	Rodmen.....	1.625	1.425
Glaziers.....	1.700	1.650	Tile layers.....	1.600	1.375
Granite cutters.....	1.125	1.125			
Machinemen.....	1.225	1.225	<i>Helpers and laborers</i>		
Lathers.....	1.625	1.400	Bricklayers' tenders.....	1.050	1.000
Machinists.....	1.500	1.500	Building laborers.....	.850	.800
Marble setters.....	1.750	1.625	Elevator constructors' helpers.....	1.160	1.080
Mosaic and terrazzo workers.....	1.500	1.250	Marble setters' helpers.....	1.000	.900
Painters.....	1.500	1.350	Plasterers' tenders.....	1.050	1.000
Paperhangers.....	1.350	1.350	Terrazzo workers' helpers.....	.975	.925
Plasterers.....	1.625	1.625	Base grinders.....	1.125	1.075
Plumbers and gas fitters.....	1.650	1.500	Tile layers' helpers.....	.850	.850
Roofers, composition.....	1.300	1.300			

See footnotes at end of table. (p. 63).

TABLE 16.—Union Wage Scales for Building Trades in 75 Cities, July 1, 1942, and June 1, 1941—Continued

CLEVELAND, OHIO

Occupation	July 1, 1942	June 1, 1941	Occupation	July 1, 1942	June 1, 1941
<i>Journeymen</i>			<i>Journeymen—Continued</i>		
Asbestos workers.....	\$1.550	\$1.550	Painters—Continued.		
Boilermakers.....	1.750	1.625	Agreement B.....	\$1.250	-----
Bricklayers:			Paperhangers.....	1.525	\$1.400
Agreement A.....	1.750	1.750	Plasterers.....	1.750	1.625
Sewer and caisson.....	2.000	2.000	Plumbers and gas fitters.....	1.625	1.625
Agreement B.....	1.250	-----	Roofers, composition.....	1.675	1.550
Carpenters.....	1.500	1.500	Roofers, slate and tile.....	1.770	1.750
Cement finishers.....	1.500	1.500	Sheet-metal workers.....	1.625	1.500
Electricians (inside wiremen).....	1.750	1.750	Sign painters.....	1.675	1.575
Fixture hangers.....	1.750	1.650	Steam fitters.....	1.625	1.625
Elevators constructors.....	1.725	1.680	Sprinkler fitters.....	1.500	1.375
Engineers, portable and hoisting:			Refrigerator installation.....	1.625	1.625
Group A.....	2.125	2.125	Refrigeration service.....	1.250	1.100
Group B.....	1.875	1.875	Household.....	1.100	1.000
Group C.....	1.750	1.750	Stonecutters:		
Group D.....	1.700	1.625	Outside.....	1.500	1.500
Group E.....	1.625	1.625	Inside.....	1.375	1.375
Group F.....	1.625	1.500	Stonemasons.....	1.750	1.750
Group G.....	1.500	1.500	Structural-iron workers.....	1.750	1.750
Group H.....	1.300	1.300	Rodmen.....	1.750	1.750
Glaziers:			Sheeters.....	1.750	-----
Wood.....	1.500	1.500	Tile layers.....	1.625	1.500
Steel sash.....	1.625	1.625			
Granite cutters:			<i>Helpers and laborers</i>		
Surface machines.....	1.187	1.187	Bricklayers' tenders.....	1.000	1.000
All other machines.....	1.125	1.125	Building laborers.....	1.000	1.000
Outside work.....	1.850	1.750	Elevator constructors' helpers.....	1.210	1.180
Lathers.....	1.750	1.625	Marble setters' helpers.....	1.100	1.000
Machinists.....	1.625	1.500	Plasterers' laborers.....	1.000	1.000
Marble setters.....	1.625	1.625	Plumbers' laborers.....	1.100	1.100
Mosaic and terrazzo workers.....	1.500	1.500	Sprinkler fitters' helpers.....	.875	.770
Painters:			Terrazzo workers' helpers.....	1.100	1.000
Agreement A.....	1.525	1.400	Tile layers' helpers.....	1.100	1.000
Fresco.....	1.675	1.450			
Structural steel.....	1.750	1.750			
Spray.....	2.000	-----			

COLUMBUS, OHIO

<i>Journeymen</i>			<i>Journeymen—Continued</i>		
Asbestos workers.....	\$1.625	\$1.500	Plasterers.....	\$1.550	\$1.550
Boilermakers.....	1.500	1.500	Plumbers.....	1.500	1.500
Bricklayers.....	1.750	1.563	Roofers, composition.....	1.375	1.200
Carpenters.....	1.375	1.250	Foremen.....	1.475	1.300
Pile drivers.....	1.525	1.400	Roofers, slate and tile.....	1.375	1.200
Cement finishers.....	1.375	1.250	Sheet-metal workers.....	1.500	1.250
Electricians (inside wiremen).....	1.500	1.375	Sign painters.....	1.375	1.250
Elevator constructors.....	1.560	1.440	Steam fitters.....	1.500	1.500
Engineers, portable and hoisting:			Stonecutters (inside).....	1.250	1.250
Group A.....	1.875	-----	Stonemasons.....	1.750	1.563
Group B.....	1.625	-----	Rubble work.....	1.750	1.500
Group C.....	1.500	-----	Structural-iron workers.....	1.625	1.500
Group D.....	1.375	-----	Rodmen.....	1.625	1.500
Group E.....	1.250	-----	Tile layers.....	1.250	1.250
Group F.....	1.150	-----			
Group G.....	.900	-----	<i>Helpers and laborers</i>		
Glaziers.....	1.250	1.150	Bricklayers' tenders.....	.925	.800
Lathers.....	1.550	1.550	Building laborers.....	.725	.600
Marble setters.....	1.375	1.375	Composition roofers' helpers.....	.725	.600
Mosaic and terrazzo workers.....	1.250	1.000	Elevator constructors' helpers.....	1.050	1.010
Painters.....	1.375	1.250	Marble setters' helpers.....	.800	.700
Residential.....	1.375	1.000	Plasterers' laborers.....	.925	.800
Structural steel and spray.....	1.550	1.400	Terrazzo workers' helpers.....	.800	.800
Paperhangers.....	1.375	1.250	Tile layers' helpers.....	.800	.700
Residential.....	1.375	1.000			

TABLE 16.—Union Wage Scales for Building Trades in 75 Cities, July 1, 1942, and June 1, 1941—Continued

DALLAS, TEX.

Occupation	July 1, 1942	June 1, 1941	Occupation	July 1, 1942	June 1, 1941
<i>Journeyman</i>			<i>Journeyman—Continued</i>		
Asbestos workers.....	\$1.625	\$1.500	Plumbers.....	\$1.625	\$1.500
Bricklayers.....	1.625	1.500	Roofers, composition.....	1.000	.875
Carpenters.....	1.250	1.125	Roofers, slate and tile.....	1.000
Cement finishers.....	1.500	1.250	Sheet-metal workers.....	1.500	1.500
Electricians (inside wiremen).....	1.625	1.500	Sign painters.....	1.250	1.250
Elevator constructors.....	1.600	1.500	Steam fitters.....	1.625	1.500
Engineers, portable and hoisting:			Stonemasons.....	1.625	1.500
Group A.....	1.500	1.500	Structural-iron workers.....	1.500	1.375
Group B.....	1.375	1.375	Rodmen.....	1.250	1.125
Group C.....	1.250	1.250	Tile layers.....	1.500	1.500
Group D.....	1.000	1.000			
Glaziers.....	1.000	1.000	<i>Helpers and laborers</i>		
Lathers.....	1.625	1.500	Bricklayers' tenders.....	.625	.625
Marble setters.....	1.500	1.375	Building laborers.....	.625	.625
Mosaic and terrazzo workers.....	1.500	1.500	Common laborers.....	.500	.500
Painters.....	1.250	1.000	Composition roofers' helpers.....	.500	.500
Spray.....	1.500	1.500	Elevator constructors' helpers.....	1.120	1.050
Stage work.....	1.250	1.250	Plasterers' laborers.....	.625	.625
Paperhangers.....	1.250	1.000	Plumbers' laborers.....	.625	.625
Plasterers.....	1.625	1.500			

DAYTON, OHIO

Occupation	July 1, 1942	June 1, 1941	Occupation	July 1, 1942	June 1, 1941
<i>Journeyman</i>			<i>Journeyman—Continued</i>		
Asbestos workers.....	\$1.500	\$1.500	Plasterers.....	\$1.600	\$1.500
Boilermakers.....	1.650	1.500	Plumbers.....	1.650	1.400
Bricklayers.....	1.750	1.650	Roofers, composition.....	1.320	1.200
Carpenters.....	1.500	1.375	Foremen.....	1.420	1.300
Cement finishers.....	1.350	1.250	Roofers, slate and tile.....	1.500	1.375
Electricians (inside wiremen).....	1.750	1.650	Sheet-metal workers.....	1.500	1.375
Elevator constructors.....	1.660	1.545	Sign painters.....	1.650	1.500
Engineers, portable and hoisting:			Steam fitters.....	1.650	1.400
Group A.....	1.650	1.500	Stonemasons.....	1.750	1.650
Group B.....	1.500	1.375	Structural-iron workers.....	1.650	1.650
Group C.....	1.350	1.250	Rodmen.....	1.500	1.500
Glaziers.....	1.550	1.550	Tile layers.....	1.500	1.500
Lathers.....	1.600	1.500			
Machinists.....	1.500	<i>Helpers and laborers</i>		
Marble setters.....	1.500	1.500	Bricklayers' tenders.....	1.100	1.000
Mosaic and terrazzo workers.....	1.500	1.500	Building laborers.....	.750	.600
Painters.....	1.500	1.375	Elevator constructors' helpers.....	1.160	1.080
Bridge and structural iron.....	1.750	1.650	Plasterers' laborers.....	1.100	1.000
Swing and scaffold.....	1.600	1.475	Plumbers' laborers.....	.750	.600
Paperhangers.....	1.500	1.375			

TABLE 16.—Union Wage Scales for Building Trades in 75 Cities, July 1, 1942, and June 1, 1941—Continued

DENVER, COLO.¹

Occupation	July 1, 1942	June 1, 1941	Occupation	July 1, 1942	June 1, 1941
<i>Journeyman</i>			<i>Journeyman—Continued</i>		
Asbestos workers.....	\$1.400	\$1.400	Plumbers.....	\$1.500	\$1.500
Home insulators.....	.750	.750	Roofers, composition.....	1.500	1.430
Boilermakers.....	1.500	1.500	Roofers, slate and tile.....	1.500	1.430
Bricklayers.....	1.650	1.650	Sheet-metal workers.....	1.500	1.430
Sewer work.....	1.900	1.900	Sign painters.....	1.500	1.500
Carpenters.....	1.500	1.430	Steam fitters.....	1.500	1.500
Cement finishers.....	1.500	1.430	Stoncutters.....	1.375	1.375
Electricians (inside wiremen).....	1.500	1.500	Stonemasons.....	1.650	1.650
Elevator constructors.....	1.500	1.500	Structural-iron workers.....	1.430	1.430
Engineers, portable and hoisting:			Rodmen.....	1.430	1.430
Group A.....	1.625	1.500	Tile layers.....	1.500	1.500
Group B.....	1.500	1.430	<i>Helpers and laborers</i>		
Glaziers.....	1.900	1.200	Bricklayers' tenders.....	1.100	1.000
Granite cutters.....	1.250	1.250	Building laborers.....	.800	.714
Surface machine.....	1.375	1.375	Composition roofers' helpers.....	.900	.850
Lathers.....	1.500	1.500	Elevator constructors' helpers.....	1.050	1.050
Machinists.....	1.430	1.430	Marble setters' helpers.....	1.000	1.000
Marble setters.....	1.500	1.500	Plasterers' laborers.....	1.100	1.000
Mosaic and terrazzo workers.....	1.500	1.500	Terrazzo workers' helpers.....	1.000	1.000
Painters.....	1.430	1.430	Base machine.....	1.250	1.250
Paperhangers.....	1.430	1.430	Tile layers' helpers.....	1.000	1.000
Plasterers.....	1.500	1.500			

DES MOINES, IOWA¹

Occupation	July 1, 1942	June 1, 1941	Occupation	July 1, 1942	June 1, 1941
<i>Journeyman</i>			<i>Journeyman—Continued</i>		
Asbestos workers.....	\$1.500	\$1.250	Sheet-metal workers.....	\$1.375	\$1.375
Bricklayers.....	1.625	1.600	Sign painters.....	1.200	1.125
Carpenters.....	1.375	1.250	Steam fitters.....	1.500	1.375
Cement finishers.....	1.375	1.250	Stonemasons.....	1.625	1.000
Electricians (inside wiremen).....	1.500	1.375	Structural-iron workers.....	1.450	1.450
Elevator constructors.....	1.485	1.400	Rodmen.....	1.450	1.450
Engineers, portable and hoisting:			Tile layers.....	1.250	1.250
Group A.....	1.500	1.375	<i>Helpers and laborers</i>		
Group B.....	1.400	1.300	Bricklayers' tenders.....	.750	.750
Glaziers.....	1.125	1.125	Mortar mixers.....	.775	.775
Lathers.....	1.430	1.430	Building laborers.....	.750	.750
Marble setters.....	1.375	1.375	Elevator constructors' helpers.....	1.040	.980
Mosaic and terrazzo workers.....	1.250	1.250	Marble setters' helpers.....	.750	.750
Painters.....	1.200	1.200	Plasterers' laborers.....	.900	.900
Spray.....	1.450	1.450	Plumbers' laborers.....	.750	.750
Paperhangers.....	1.200	1.200	Terrazzo workers' helpers.....	.750	.750
Plasterers.....	1.500	1.375	Tile layers' helpers.....	.750	.750
Plumbers.....	1.500	1.375			
Roofers, composition.....	.950	.875			
Roofers, slate and tile.....	1.150	1.150			

See footnotes at end of table (p. 63).

TABLE 16.—Union Wage Scales for Building Trades in 75 Cities, July 1, 1942, and June 1, 1941—Continued

DETROIT, MICH.

Occupation	July 1, 1942	June 1, 1941	Occupation	July 1, 1942	June 1, 1941
<i>Journeyman</i>			<i>Journeyman—Continued</i>		
Asbestos workers.....	\$1.625	\$1.500	Sheet-metal workers.....	\$1.500	\$1.500
Boilermakers.....	1.750	1.625	Sign painters.....	1.650	1.500
Bricklayers.....	1.675	1.600	Steam fitters.....	1.750	1.625
Carpenters.....	1.500	1.400	Sprinkler fitters.....	1.500	1.375
Cement finishers.....	1.500	1.375	Stonemasons:		
Electricians (inside wiremen).....	1.850	1.750	Outside.....	1.525	1.525
Elevator constructors.....	1.750	1.680	Inside.....	1.350	1.275
Engineers, portable and hoisting:			Planermen.....	1.100	1.025
Group A.....	1.750	1.750	Stonemasons.....	1.075	1.600
Group B.....	1.625	1.625	Structural-iron workers.....	1.750	1.750
Group C.....	1.375	1.375	Rodmen.....	1.500	1.375
Glaziers.....	1.400	1.250	Tile layers.....	1.675	1.625
Lathers.....	1.675	1.675	Residential.....	1.500	1.500
Residential.....	1.563	1.425			
Machinists.....	1.750	1.625	<i>Helpers and laborers</i>		
Marble setters.....	1.675	1.500	Bricklayers' tenders.....	.900	.800
Mosaic and terrazzo workers.....	1.500	1.475	Mortar mixers.....	1.000	.850
Painters.....	1.500	1.375	Building laborers.....	.900	.800
Spray painters.....	1.750	1.750	Composition roofers' helpers.....	1.000	.950
Paperhangers.....	1.500	1.375	Elevator constructors' helpers.....	1.225	1.180
Plasterers.....	1.675	1.675	Marble setters' helpers.....	1.125	1.000
Residential.....	1.625	1.500	Plasterers' tenders.....	1.250	1.125
Plumbers.....	1.750	1.625	Sprinkler fitters' helpers.....	.875	.770
Roofers, composition.....	1.550	1.420	Terrazzo workers' helpers.....	1.125	1.000
Foremen.....	1.900	1.700	Base-machine operators.....	1.375	1.250
Roofers, slate and tile:			Tile layers' helpers.....	1.125	1.000
Slate.....	1.950	1.750	Residential.....	1.000	.950
Tile.....	1.600	1.350			

DULUTH, MINN.

Occupation	July 1, 1942	June 1, 1941	Occupation	July 1, 1942	June 1, 1941
<i>Journeyman</i>			<i>Journeyman—Continued</i>		
Asbestos workers.....	\$1.200	\$1.200	Roofers, composition.....	\$1.000	\$0.900
Boilermakers.....	1.500	1.500	Foremen.....	1.200	1.100
Bricklayers.....	1.375	1.250	Kottlemen.....	.850	.750
Carpenters.....	1.275	1.188	Sheet-metal workers.....	1.300	1.200
Cement finishers.....	1.000	1.000	Sign painters.....	1.375	1.375
Electricians (inside wiremen).....	1.400	1.250	Steam fitters.....	1.375	1.250
Elevator constructors.....	1.320	1.250	Stonemasons.....	1.375	1.250
Engineers, portable and hoisting:			Structural-iron workers.....	1.500	1.500
Group A.....	1.625	1.500	Rodmen.....	1.250	1.250
Group B.....	1.500	1.400	Tile layers.....	1.375	1.250
Group C.....	1.500	1.375			
Group D.....	1.400	-----	<i>Helpers and laborers</i>		
Group E.....	1.350	-----	Bricklayers' tenders.....	.875	-----
Group F.....	1.250	-----	Building laborers.....	.775	.700
Group G.....	1.200	1.200	Composition roofers' helpers.....	.750	.700
Glaziers.....	.950	.850	Elevator constructors' helpers.....	.924	.875
Lathers.....	1.350	1.350	Plasterers' tenders.....	1.000	1.000
Painters.....	1.125	1.063	Plumbers' laborers.....	.775	.700
Structural steel.....	1.250	1.250	Semiskilled.....	.875	.750
Paperhangers.....	1.125	1.063	Terrazzo workers.....	.800	.800
Plasterers.....	1.350	1.350	Machine operators.....	.900	-----
Plumbers.....	1.375	1.250	Tile layers' helpers.....	.700	.700

TABLE 16.—Union Wage Scales for Building Trades in 75 Cities, July 1, 1942, and June 1, 1941—Continued

EL PASO, TEX.

Occupation	July 1, 1942	June 1, 1941	Occupation	July 1, 1942	June 1, 1941
<i>Journeyman</i>			<i>Journeyman—Continued</i>		
Asbestos workers.....	\$1.500	\$1.500	Plasterers.....	\$1.500	\$1.500
Bricklayers.....	1.500	1.500	Plumbers.....	1.500	1.500
Carpenters.....	1.250	1.125	Sheet-metal workers.....	1.500	1.250
Cement finishers.....	1.250	1.000	Sign painters.....	1.250	1.250
Electricians (inside wiremen).....	1.500	1.375	Steam fitters.....	1.500	1.500
Engineers, portable and hoisting:			Stonemasons.....	1.500	1.500
Group A.....	1.500	1.250	Stonemasons.....	1.000	1.000
Group B.....	1.250	1.000	Structural-iron workers.....	1.250	1.250
Group C.....	1.000	1.000	Rodmen.....	1.125	1.125
Glaziers.....	1.125	1.125	Tile layers.....	1.500	1.500
Lathers.....	1.375	1.375			
Marble setters.....	1.500	1.500	<i>Helpers and laborers</i>		
Mosaic and terrazzo workers.....	1.500	1.500	Bricklayers' tenders.....	.750	.600
Painters.....	1.125	1.125	Building laborers.....	.500	.400
Stage.....	1.250	1.250	Service laborers.....	.500	.500
Spray.....	1.375	1.375	Plasterers' laborers.....	.750	.600
Structural steel.....	1.375	1.375	Steam fitters' helpers.....	.750	.750
Paperhangers.....	1.125	1.125			

ERIE, PA.

Occupation	July 1, 1942	June 1, 1941	Occupation	July 1, 1942	June 1, 1941
<i>Journeyman</i>			<i>Journeyman—Continued</i>		
Boilermakers.....	\$1.750	\$1.500	Plumbers.....	\$1.500	\$1.375
Bricklayers.....	1.750	1.625	Roofers, composition.....	1.250	1.050
Carpenters.....	1.375	1.250	Roofers, slate and tile.....	1.250	1.050
Cement finishers.....	1.500	1.375	Sheet-metal workers.....	1.250	1.050
Electricians (inside wiremen).....	1.500	1.250	Steam fitters.....	1.500	1.375
Elevator constructors.....	1.570	1.350	Stonemasons.....	1.750	1.625
Engineers, portable and hoisting:			Structural-iron workers.....	1.625	1.500
Group A.....	1.750	1.625	Rodmen.....	1.375	1.250
Group B.....	1.750	1.500	Tile layers.....	1.375	1.375
Group C.....	1.625	1.625			
Group D.....	1.500	1.375	<i>Helpers and laborers</i>		
Group E.....	1.375	1.250	Bricklayers' tenders:		
Group F.....	1.125	1.000	Using hod.....	1.025	.900
Glaziers:			Using wheelbarrow.....	.925	.800
Outside.....	1.250	1.100	Building laborers.....	.825	.700
Inside.....	.800	.700	Elevator constructors' helpers.....	1.100	.945
Lathers.....	1.750	1.750	Marble setters' helpers.....	.925	.750
Marble setters.....	1.375	1.375	Plasterers' laborers.....	1.025	.900
Mosaic and terrazzo workers.....	1.375	1.375	Plumbers' laborers.....	.925	.800
Painters.....	1.275	1.150	Steam fitters' helpers.....	.850	.750
Paperhangers.....	1.275	1.150	Terrazzo workers' helpers.....	.925	.750
Plasterers.....	1.625	1.500	Tile layers' helpers.....	.925	.750

GRAND RAPIDS, MICH.

Occupation	July 1, 1942	June 1, 1941	Occupation	July 1, 1942	June 1, 1941
<i>Journeyman</i>			<i>Journeyman—Continued</i>		
Asbestos workers.....	\$1.525	\$1.250	Plasterers.....	\$1.500	\$1.500
Bricklayers.....	1.500	1.500	Plumbers.....	1.500	1.250
Carpenters.....	1.250	1.125	Residential.....	1.500	1.125
Wharf and bridge.....	1.500	1.400	Roofers, composition.....	.900	.800
Millwrights.....	1.500	1.400	Roofers, slate and tile.....	1.000	1.000
Cement finishers.....	1.250	1.250	Sheet-metal workers.....	1.250	1.000
Electricians (inside wiremen):			Sign painters.....	1.350	1.250
Jobs of over 1,500 man-hours.....	1.750	1.375	Steam fitters.....	1.500	1.250
Jobs of under 1,500 man-hours.....	1.500	1.375	Residential.....	1.500	1.125
Residential.....	1.250	1.000	Stonemasons.....	1.500	1.500
Elevator constructors.....	1.570	1.450	Structural-iron workers.....	1.625	1.625
Engineers, portable and hoisting.....	1.625	1.500	Rodmen.....	1.375	1.375
Glaziers.....	1.250	1.125	Tile layers.....	1.250	1.250
Lathers:					
Wood.....	1.000	1.000	<i>Helpers and laborers</i>		
Wire and metal.....	1.500	1.500	Bricklayers' tenders.....	.800	.600
Marble setters.....	1.250	1.250	Building laborers.....	.700	.600
Mosaic and terrazzo workers.....	1.250	1.250	Elevator constructors' helpers.....	1.100	1.020
Painters.....	1.100	1.000	Marble setters' helpers.....	1.000	.900
Spray and swing stage.....	1.350	1.250	Plasterers' laborers.....	.800	.600
Residential.....	.900	.750	Terrazzo workers' helpers.....	1.000	.900
Paperhangers.....	1.100	1.000	Tile layers' helpers.....	1.000	.900
Residential.....	.900	.750			

TABLE 16.—Union Wage Scales for Building Trades in 75 Cities, July 1, 1942, and June 1, 1941—Continued

HOUSTON, TEX.³

Occupation	July 1, 1942	June 1, 1941	Occupation	July 1, 1942	June 1, 1941
<i>Journeyman</i>			<i>Journeyman—Continued</i>		
Asbestos workers.....	\$1.625	\$1.500	Paperhangers.....	\$1.250	\$1.125
Boilermakers.....	1.500	1.375	Plasterers.....	1.625	1.500
Bricklayers.....	1.625	1.500	Plumbers.....	1.625	1.500
Carpenters.....	1.375	1.250	Roofers, composition.....	1.125	1.000
Wharf and bridge.....	1.375	1.250	Roofers, slate and tile.....	1.500	1.500
Residential.....	1.250	1.000	Sheet-metal workers.....	1.625	1.500
Floor layers.....	1.375	1.250	Sign painters.....	1.500	1.500
Residential.....	1.375	1.125	Steam fitters.....	1.625	1.500
Cement finishers.....	1.500	1.250	Stonemasons.....	1.625	1.500
Electricians (inside wiremen).....	1.625	1.500	Structural-iron workers.....	1.625	1.500
Residential.....	1.000	1.000	Finishers.....	1.500	1.500
Elevator constructors.....	1.625	1.500	Rodmen.....	1.250	1.250
Engineers, portable and hoisting:			Tile layers.....	1.500	1.375
Group A.....	1.500	1.375			
Group B.....	1.250	1.125	<i>Helpers and laborers</i>		
Glaziers.....	1.250	1.125	Bricklayers' tenders.....	.750	.625
Lathers.....	1.625	1.500	Building laborers.....	.900	.500
Machinists.....	1.500	1.375	Elevator constructors' helpers.....	1.140	1.050
Marble setters.....	1.500	1.375	Plasterers' laborers.....	.750	-----
Mosaic and terrazzo workers.....	1.500	1.375			
Painters.....	1.250	1.125			
Structural steel.....	1.375	1.250			
Spray.....	1.500	1.375			

INDIANAPOLIS, IND.⁴

Occupation	July 1, 1942	June 1, 1941	Occupation	July 1, 1942	June 1, 1941
<i>Journeyman</i>			<i>Journeyman—Continued</i>		
Asbestos workers.....	\$1.500	\$1.400	Roofers, slate and tile.....	\$1.325	\$1.250
Boilermakers.....	1.700	1.700	Sheet-metal workers.....	1.470	1.390
Bricklayers.....	1.675	1.600	Sign painters.....	1.375	1.250
Carpenters.....	1.425	1.300	Steam fitters.....	1.625	1.500
Cement finisher.....	1.375	1.250	Stonecutters:		
Electricians (inside wiremen).....	1.625	1.500	Inside.....	1.100	1.060
Elevator constructors.....	1.580	1.545	Carvers, outside.....	1.375	1.375
Engineers, portable and hoisting:			Planermen—		
Group A.....	1.850	1.750	On stone.....	.890	.850
Group B.....	1.750	1.750	On steel.....	.950	.850
Group C.....	1.600	1.500	Stonemasons.....	1.675	1.600
Group D.....	1.550	1.500	Structural-iron workers.....	1.650	1.550
Group E.....	1.300	1.300	Rodmen.....	1.650	1.550
Group F.....	1.100	1.250	Tile layers.....	1.500	1.500
Glaziers.....	1.425	1.375			
Lathers.....	1.500	1.450	<i>Helpers and laborers</i>		
Machinists.....	1.500	1.500	Bricklayers' tenders.....	1.050	.950
Marble setters.....	1.375	1.375	Building laborers.....	.825	.750
Mosaic and terrazzo workers.....	1.375	1.375	Composition roofers' helpers.....	.775	.700
Painters.....	1.425	1.300	Elevator contractors' helpers.....	1.105	1.080
Paperhangers.....	1.425	1.300	Marble setter's helpers.....	.850	.750
Plasterers.....	1.625	1.575	Plasters' laborers.....	1.050	.950
Plumbers.....	1.625	1.500	Plumbers' laborers.....	.825	.750
Roofers, composition.....	1.175	1.100	Terrazo workers' helpers.....	.850	.850
Foreman.....	1.275	1.200	Base-machine operators.....	1.000	1.000
Kettlemen.....	1.025	.950	Tile layers' helpers.....	.850	.750

JACKSON, MISS.

Occupation	July 1, 1942	June 1, 1941	Occupation	July 1, 1942	June 1, 1941
<i>Journeyman⁴</i>			<i>Journeyman—Continued</i>		
Bricklayers.....	\$1.500	\$1.500	Paperhangers.....	\$1.000	\$0.900
Carpenters.....	1.000	1.000	Plasterers.....	1.500	1.250
Cement finishers.....	1.500	1.250	Plumbers.....	1.500	1.250
Electricians (inside wiremen).....	1.375	1.250	Roofers, Composition.....	1.000	1.000
Engineers, portable and hoisting:			Roofers, slate and tile.....	1.000	1.000
Group A.....	1.500	1.500	Sheet-metal workers.....	1.250	1.000
Group B.....	1.375	1.375	Sign painters.....	1.000	1.000
Group C.....	1.125	1.125	Steam fitters.....	1.500	1.250
Glaziers.....	1.000	.900	Stonemasons.....	1.500	1.500
Lathers.....	1.250	1.250	Structural-iron workers.....	1.500	1.375
Mosaic and terrazzo workers.....	1.250	1.250	Rodmen.....	1.250	1.125
Painters.....	1.000	.900	Tile layers.....	1.250	1.250
Stage.....	1.250	1.250			
Spray.....	1.500	1.500			

See footnotes at end of table (p. 63)

Table 16.—Union Wage Scales for Building Trades in 75 Cities, July 1, 1942, and June 1, 1941—Continued

JACKSONVILLE, FLA.

Occupation	July 1, 1942	June 1, 1941	Occupation	July 1, 1942	June 1, 1941
<i>Journeyman</i>			<i>Journeyman—Continued</i>		
Asbestos workers.....	\$1.500	\$1.375	Paperhangers.....	\$1.250	\$1.000
Bricklayers.....	1.500	1.250	Plasterers.....	1.500	1.500
Carpenters.....	1.125	1.125	Plumbers.....	1.500	1.500
Residential.....	.875	.875	Roofers, composition.....	1.125	1.000
Cement finishers.....	1.250	1.000	Roofers, slate and tile.....	1.125	1.000
Electricians (inside wiremen).....	1.500	1.375	Sheet-metal workers.....	1.250	1.125
Elevator constructors.....	1.500	1.325	Sign painters.....	1.375	1.125
Engineers, portable and hoisting:			Steam fitters.....	1.500	1.500
Group A.....	1.500	1.500	Stonemasons.....	1.500	1.250
Group B.....	1.250	1.250	Structural-iron workers.....	1.500	1.500
Group C.....	1.250	1.000	Rodmen.....	1.250	1.250
Group D.....	1.000	1.000	Tile layers.....	1.500	1.250
Glaziers.....	1.000	.800	<i>Helpers and laborers</i>		
Lathers.....	1.500	1.500	Bricklayers' tenders.....	.600	.600
Marble setters.....	1.500	1.250	Building laborers.....	.900	.500
Mosaic and terrazzo workers.....	1.500	1.250	Elevator constructors' helpers.....	1.050	.928
Painters.....	1.250	1.000	Plasterers' laborers.....	.650	.650
Spray.....	1.875	1.500	Plumbers' laborers.....	.600	.600
Structural iron.....	1.500	1.125			

KANSAS CITY, MO.

Occupation	July 1, 1942	June 1, 1941	Occupation	July 1, 1942	June 1, 1941
<i>Journeyman</i>			<i>Journeyman—Continued</i>		
Asbestos workers.....	\$1.625	\$1.500	Roofers, slate and tile.....	\$1.375	\$1.250
Residential.....	1.100	1.100	Sheet-metal workers.....	1.625	1.500
Boilermakers.....	1.625	1.500	Residential.....	1.250	1.125
Bricklayers.....	1.650	1.625	Sign painters.....	1.625	1.500
Carpenters.....	1.500	1.375	Steam fitters.....	1.650	1.500
Cement finishers.....	1.500	1.375	Sprinkler fitters.....	1.500	1.375
Composition.....	1.625	1.500	Refrigerator fitters—		
Residential.....	1.000	1.000	Installation.....	1.650	1.500
Electricians (inside wiremen).....	1.650	1.500	Service.....	1.000	1.000
Elevator constructors.....	1.640	1.540	Stoncutters:		
Engineers, portable and hoisting:			Inside.....	1.125	1.125
Group A.....	1.625	1.500	Machinemen.....	.800	.800
Group B.....	1.500	1.375	Carvers.....	1.500	1.500
Group C.....	1.375	1.250	Outside.....	1.250	1.250
Group D.....	1.125	1.000	Stonemasons.....	1.400	1.375
Glaziers.....	1.563	1.500	Structural-iron workers.....	1.625	1.500
Lathers.....	1.575	1.500	Rodmen.....	1.500	1.375
Machinists.....	1.575	1.375	Tile layers.....	1.450	1.375
Marble setters.....	1.500	1.438	Residential.....	1.150	1.000
Residential.....	1.150	1.000	<i>Helpers and laborers</i>		
Mosaic and terrazzo workers.....	1.450	1.375	Bricklayers' tenders.....	1.050	1.000
Residential.....	1.150	1.000	Residential.....	.750	.750
Painters.....	1.375	1.375	Building laborers.....	.900	.850
Paperhangers.....	1.375	1.375	Residential.....	.675	.675
Plasterers.....	1.650	1.575	Elevator constructors' helpers.....	1.150	1.080
Residential.....	1.650	1.250	Marble setters' helpers.....	.960	.910
Plumbers and gas fitters.....	1.650	1.500	Plasterers' laborers.....	1.050	1.000
Roofers, composition:			Residential.....	.950	.900
New work.....	1.375	1.250	Plumbers' laborers.....	.875	.788
Foremen.....	1.500	1.375	Sprinkler fitters' helpers.....	.960	.910
Old work.....	1.250	1.125	Terrazzo helpers.....	.960	.910
Foremen.....	1.375	1.250	Tile layers' helpers.....	.960	.910

TABLE 16.—Union Wage Scales for Building Trades in 75 Cities, July 1, 1942 and June 1, 1941—Continued

LITTLE ROCK, ARK.

Occupation	July 1, 1942	June 1, 1941	Occupation	July 1, 1942	June 1, 1941
<i>Journeyman</i>			<i>Journeyman—Continued</i>		
Asbestos workers.....	\$1.500	\$1.375	Paperhangers.....	\$1.250	\$1.000
Bricklayers.....	1.625	1.500	Plasterers.....	1.500	1.500
Carpenters.....	1.250	1.000	Plumbers.....	1.500	1.250
Cement finishers.....	1.250	1.250	Sheet-metal workers.....	1.250	1.000
Electricians (inside wiremen):			Sign painters.....	1.000	1.000
Agreement A.....	1.375	1.375	Steam fitters.....	1.500	1.250
Agreement B.....	1.250	1.000	Structural-iron workers.....	1.500	1.500
Elevator constructors.....	1.400	1.300	Rodmen.....	1.250	1.250
Glaziers.....	1.250	1.000			
Marble setters.....	1.625	1.500	<i>Helpers and laborers</i>		
Painters.....	1.250	1.000	Elevator constructors' helpers.....	.980	.910
Residential.....	1.250	.875			
Swing stage.....	1.375	1.250			
Spray.....	1.750	1.500			

LOS ANGELES, CALIF.

Occupation	July 1, 1942	June 1, 1941	Occupation	July 1, 1942	June 1, 1941
<i>Journeyman</i>			<i>Journeyman—Continued</i>		
Asbestos workers.....	\$1.500	\$1.250	Painters.....	\$1.250	\$1.000
Home insulators.....	1.125	1.000	Spray.....	1.500	1.250
Boilermakers.....	1.650	1.500	Paperhangers.....	1.375	1.125
Bricklayers.....	1.500	1.500	Plasterers.....	1.667	1.667
Carpenters.....	1.350	1.175	Plumbers.....	1.500	1.375
Millwrights.....	1.550	1.375	Roofers, composition.....	1.250	1.125
Parquetry-floor layers.....	1.425	1.250	Roofers, slate and tile.....	1.250	1.125
Wharf and bridge.....	1.575	1.400	Sheet-metal workers.....	1.500	1.250
Cement finishers.....	1.500	1.250	Sign painters.....	1.714	1.500
Electricians (inside wiremen)	1.700	1.375	Steam fitters.....	1.750	1.500
Elevator constructors.....	1.530	1.400	Sprinkler fitters.....	1.500	1.375
Engineers, portable and hoisting:			Refrigeration fitters.....	1.500	1.375
Building construction—			Stonemasons.....	1.500	1.500
Group A.....	1.625	1.500	Structural-iron workers.....	1.625	1.500
Group B.....	1.375	1.250	Finishers.....	1.500	1.375
Group C.....	1.250	1.125	Rodmen.....	1.500	1.250
Heavy construction—			Tile layers.....	1.375	1.250
Group A.....	1.875	1.750			
Group B.....	1.750	1.625	<i>Helpers and laborers</i>		
Group C.....	1.500	1.375	Bricklayers' tenders.....	1.125	.750
Glaziers.....	1.250	1.200	Building laborers.....	.875	.750
Granite cutters:			Elevators constructors' helpers.....	1.070	.980
Outside.....	1.500	1.250	Marble setters' helpers.....	.875	.781
Inside.....	1.250	1.125	Plasterers' laborers.....	1.375	1.250
Lathers:			Steam fitters' helpers.....	1.000	1.000
Wood.....	1.500	1.250	Sprinkler fitters' helpers.....	.875	.770
Metal.....	1.667	1.667	Terrazzo workers' helpers.....	1.000	.806
Machinists.....	1.500	1.375	Machine operators.....	1.250	1.000
Marble setters.....	1.375	1.250	Tile layers' helpers.....	.875	.781
Mosaic and terrazzo workers.....	1.375	1.250			

TABLE 16.—Union Wage Scales for Building Trades in 75 Cities, July 1, 1942, and June 1, 1941—Continued

LOUISVILLE, KY.¹

Occupation	July 1, 1942	June 1, 1941	Occupation	July 1, 1942	June 1, 1941
<i>Journeyman</i>			<i>Journeyman—Continued</i>		
Asbestos workers.....	\$1.625	\$1.375	Roofers, composition.....	\$1.100	\$0.800
Boilermakers.....	1.500	1.500	Roofers, slate and tile.....	1.375	1.250
Bricklayers.....	1.675	1.500	Sheet-metal workers.....	1.375	1.250
Carpenters.....	1.425	1.313	Sign painters.....	1.250	1.250
Cement finishers.....	1.425	1.313	Steam fitters.....	1.625	1.500
Electricians (inside wiremen).....	1.625	1.500	Stonecutters.....	1.125	1.125
Residential.....	1.000	1.000	Planermen.....	.900	.900
Elevator constructors.....	1.500	1.460	Stonemasons.....	1.675	1.500
Engineers, portable and hoisting:			Structural-iron workers.....	1.500	1.500
Group A.....	1.500	1.500	Rodmen.....	1.320	1.320
Group B.....	1.250	1.250	Tile layers.....	1.250	1.250
Group C.....	1.000	1.000			
Glaziers.....	1.250	1.200	<i>Helpers and laborers</i>		
Lathers.....	1.500	1.375	Bricklayers' tenders.....	1.000	.950
Machinists.....	1.375	1.313	Building laborers.....	.700	.600
Marble setters.....	1.500	1.500	Elevator constructors' helpers.....	1.050	1.020
Mosaic and terrazzo workers.....	1.250	1.250	Marble setters' helpers.....	.700	.600
Painters.....	1.250	1.125	Plasterers' laborers.....	1.000	.950
Spray.....	1.500	Terrazzo workers' helpers.....	.700	.600
Structural steel.....	1.500	Base grinders.....	1.000	.900
Paperhangers.....	1.000	1.000	Flat grinders.....	.800	.800
Plasterers.....	1.625	1.500	Tile layers' helpers.....	.700	.600
Plumbers.....	1.625	1.500			

MADISON, WIS.

Occupation	July 1, 1942	June 1, 1941	Occupation	July 1, 1942	June 1, 1941
<i>Journeyman</i>			<i>Journeyman—Continued</i>		
Asbestos workers.....	\$1.525	\$1.350	Sheet-metal workers.....	\$1.400	\$1.250
Bricklayers.....	1.500	1.375	Sign painters.....	1.500
Carpenters.....	1.250	1.150	Steam fitters.....	1.500	1.375
Cement finishers.....	1.300	1.150	Stonemasons.....	1.500	1.375
Electricians (inside wiremen):			Structural-iron workers.....	1.500	1.375
Contracts under \$1,000.....	1.380	1.380	Rodmen.....	1.375	1.250
Contracts over \$1,000.....	1.500	1.380	Tile layers.....	1.250	1.250
Elevator constructors.....	1.520	1.370			
Glaziers.....	1.250	1.150	<i>Helpers and laborers</i>		
Lathers.....	1.500	1.300	Bricklayers' tenders.....	.850	.750
Mosaic and terrazzo workers.....	1.300	1.300	Mortar mixers.....	1.000	.850
Painters.....	1.250	1.100	Building laborers.....	.850	.750
Structural steel.....	1.350	1.200	Composition roofers' helpers.....	.850
Paperhangers.....	1.250	1.100	Plasterers' laborers.....	1.000	1.000
Plasterers.....	1.375	1.375	Plumbers' laborers.....	.850	.750
Plumbers.....	1.500	1.375	Terrazzo workers' helpers.....	.900	.850
Roofers, composition.....	1.250	Base-machine operators.....	1.000	1.000
Built-up.....	1.350	Tile layers' helpers.....	.750	.750

MANCHESTER, N. H.

Occupation	July 1, 1942	June 1, 1941	Occupation	July 1, 1942	June 1, 1941
<i>Journeyman</i>			<i>Journeyman—Continued</i>		
Bricklayers.....	\$1.750	\$1.500	Stonemasons.....	\$1.750	\$1.500
Carpenters.....	1.150	1.000	Structural-iron workers.....	1.650	1.500
Cement finishers.....	1.750	1.500	Rodmen.....	1.650	1.500
Electricians (inside wiremen).....	1.125	1.000	Tile layers.....	1.750	1.500
Engineers, portable and hoisting.....	\$1.350	\$1.350			
Painters.....	1.100	.900	<i>Helpers and laborers</i>		
Paperhangers.....	.900	.900	Bricklayer's tenders.....	.900	.900
Plasterers.....	1.750	1.500	Building laborers.....	.750	.750
Plumbers.....	1.375	1.250	Plasterers' laborers.....	.900	.900
Sign painters.....	.900	.900			
Steam fitters.....	1.375	1.250			

See footnotes at end of table (p. 63).

TABLE 16.—Union Wage Scales for Building Trades in 75 Cities, July 1, 1942, and June 1, 1941—Continued

MEMPHIS, TENN.

Occupation	July 1, 1942	June 1, 1941	Occupation	July 1, 1942	June 1, 1941
<i>Journeyman</i>			<i>Journeyman—Continued</i>		
Asbestos workers.....	\$1. 500	\$1. 375	Paperhangers.....	\$1. 375	\$1. 250
Boilermakers.....	1. 500	1. 375	Plasterers.....	1. 563	1. 563
Bricklayers.....	1. 625	1. 625	Plumbers.....	1. 500	1. 500
Carpenters.....	1. 250	1. 250	Roofers, composition.....	1. 250	1. 125
Cement finishers.....	1. 250	1. 250	Roofers, slate and tile.....	1. 250	1. 125
Machine operators.....	1. 375	1. 375	Sheet-metal workers.....	1. 375	1. 250
Electricians (inside wiremen).....	1. 500	1. 500	Sign painters.....	1. 560	1. 375
Elevator constructors.....	1. 540	1. 510	Steam fitters.....	1. 500	1. 500
Engineers, portable and hoisting.....			Stonecutters.....	1. 000	1. 000
Group A.....	1. 500	1. 500	Stonemasons.....	1. 625	1. 625
Group B.....	1. 375	1. 375	Structural-iron workers.....	1. 500	1. 375
Group C.....	1. 250	1. 250	Rodmen.....	1. 375	1. 250
Group D.....	1. 125	1. 125	Tile layers.....	1. 500	1. 375
Group E.....	1. 000	1. 000			
Glaziers.....	1. 070	. 900	<i>Helpers and laborers</i>		
Lathers:			Bricklayers' tenders.....	. 750	. 750
Wood.....	1. 500	1. 000	Common laborers:		
Metal.....	1. 500	1. 500	Class A.....	. 600	. 500
Machinists.....	1. 250	1. 250	Class B.....	. 450	. 400
Marble setters.....	1. 625	1. 625	Elevator constructors' helpers.....	1. 050	1. 050
Mosaic and terrazzo workers.....	1. 500	1. 375	Plasterers' tenders.....	. 750	. 750
Painters.....	1. 375	1. 250			
Spray.....	1. 500	1. 375			
Structural steel.....	1. 625			

MILWAUKEE, WIS.

Occupation	July 1, 1942	June 1, 1941	Occupation	July 1, 1942	June 1, 1941
<i>Journeyman</i>			<i>Journeyman—Continued</i>		
Asbestos workers.....	\$1. 525	\$1. 400	Roofers, slate and tile.....	\$1. 500	\$1. 350
Boilermakers.....	1. 500	1. 500	Sheet-metal workers.....	1. 400	1. 300
Bricklayers.....	1. 600	1. 450	Sign painters.....	1. 500	1. 400
Sewer, tunnel and caisson.....	1. 750	1. 750	Steam fitters.....	1. 550	1. 450
Carpenters.....	1. 425	1. 200	Sprinkler fitters.....	1. 500	1. 375
Cement finishers.....	1. 400	1. 300	Stonecutters:		
Electricians (inside wiremen).....	1. 500	1. 300	Outside.....	1. 450	1. 450
Residential:			Inside.....	1. 250	1. 250
Class A.....	1. 150	1. 100	Carvers.....	1. 375	1. 375
Class B.....	1. 150	1. 000	Machine hands.....	1. 000	1. 000
Elevator constructors.....	1. 520	1. 370	Stonemasons.....	1. 600	1. 450
Engineers, portable and hoisting:			Structural-iron workers.....	1. 500	1. 500
Group A.....	1. 750	1. 650	Rodmen.....	1. 375	1. 375
Group B.....	1. 600	1. 500	Tile layers.....	1. 500	1. 375
Group C.....	1. 450	1. 350			
Group D.....	1. 400	1. 300	<i>Helpers and laborers</i>		
Group E.....	1. 200	1. 100	Bricklayers' tenders.....	1. 100	. 950
Group F.....	1. 150	1. 050	Building laborers.....	1. 000	. 950
Glaziers.....	1. 400	1. 300	Elevator constructors' helpers.....	1. 050	. 950
Lathers.....	1. 500	1. 375	Marble setters' helpers.....	1. 050	. 950
Machinists.....	1. 500	1. 375	Plasterers' tenders.....	1. 125	1. 000
Marble setters.....	1. 500	1. 375	Plumbers' laborers.....	1. 150	1. 000
Mosaic and terrazzo workers.....	1. 400	1. 300	Steam fitters' helpers.....	. 900	. 850
Painters.....	1. 250	1. 125	Sprinkler fitters' helpers.....	. 375	. 770
Paperhangers.....	1. 250	1. 125	Terrazzo workers' helpers.....	1. 050	. 950
Plasterers.....	1. 500	1. 375	Base-machine operators.....	1. 150	1. 050
Plumbers.....	1. 500	1. 500	Tile layers' helpers.....	1. 100	. 900
Roofers, composition.....	1. 250	1. 100			

See footnotes at end of table (p. 63).

TABLE 16.—Union Wage Scales for Building Trades in 75 Cities, July 1, 1942, and June 1, 1941—Continued

MINNEAPOLIS, MINN.¹

Occupation	July 1, 1942	June 1, 1941	Occupation	July 1, 1942	June 1, 1941
<i>Journeyman</i>			<i>Journeyman—Continued</i>		
Asbestos workers.....	\$1.500	\$1.500	Sign painters.....	\$1.500	\$1.500
Boilermakers.....	1.700	1.500	Steam fitters.....	1.500	1.500
Bricklayers.....	1.500	1.500	Sprinkler fitters.....	1.500	1.375
Carpenters.....	1.375	1.250	Stonecutters:		
Cement finishers.....	1.375	1.250	Outside.....	1.375	1.375
Electricians (inside wiremen).....	1.500	1.500	Inside.....	1.250	1.250
Elevator constructors.....	1.500	1.380	Carvers (outside).....	1.500	1.500
Engineers, portable and hoisting:			Machinemen.....	.800	.800
Group A.....	1.625	1.500	Stonemasons.....	1.500	1.500
Group B.....	1.500	1.400	Structural-iron workers.....	1.500	1.500
Group C.....	1.590	1.375	Rodmen.....	1.500	1.500
Group D.....	1.400	1.300	Tile layers.....	1.375	1.325
Group E.....	1.330	1.200			
Group F.....	1.300	1.230	<i>Helpers and laborers</i>		
Group G.....	1.250	1.200	Bricklayers' tenders.....	.925	.900
Group H.....	1.200	1.200	Building laborers.....	.925	.900
Glaziers.....	1.250	1.050	Composition roofers' helpers.....	.850	.825
Lathers.....	1.500	1.500	Kettlemen.....	1.000	.900
Machinists.....	1.375	1.250	Elevator constructors' helpers.....	1.050	.970
Marble setters.....	1.325	1.325	Marble setters' helpers.....	.900	.850
Mosaic and terrazzo workers.....	1.300	1.300	Plasterers' laborers.....	1.200	1.150
Painters.....	1.250	1.230	Plumbers' laborers		
Bridge and structural steel	1.000	1.500	Under 3 years.....	1.025	1.000
Swing.....	1.500	1.500	Over 3 years.....	1.125	1.100
Paperhangers.....	1.350	1.250	Steam fitters' helpers.....	.750	.750
Plasterers.....	1.500	1.500	Sprinkler fitters' helpers.....	.875	.770
Plumbers and gas fitters.....	1.500	1.500	Terrazzo workers' helpers.....	.850	.850
Roofers, composition	1.300	1.200	Base-machine operators.....	.975	.975
Foremen.....	1.400	1.300	Tile layers' helpers.....	.900	.850
Roofers, slate and tile.....	1.300	1.230			
Sheet-metal workers.....	1.500	1.375			

MOBILE, ALA.¹

Occupation	July 1, 1942	June 1, 1941	Occupation	July 1, 1942	June 1, 1941
<i>Journeyman</i>			<i>Journeyman—Continued</i>		
Asbestos workers.....	\$1.500	\$1.500	Plumbers.....	\$1.750	\$1.500
Boilermakers.....	1.500	1.375	Roofers, composition.....	1.375	1.250
Bricklayers.....	1.625	1.500	Roofers, slate and tile.....	1.375	1.250
Carpenters.....	1.375	1.125	Sheet-metal workers.....	1.375	1.150
Pile drivers and dock builders.....	1.500	1.250	Sign painters.....	1.250	1.100
Cement finishers.....	1.375	1.250	Steam fitters.....	1.750	1.500
Electricians (inside wiremen).....	1.500	1.250	Structural-iron workers.....	1.500	1.375
Elevator constructors.....	1.550	1.375	Rodmen.....	1.250	1.125
Engineers, portable and hoisting:			Tile layers.....	1.625	1.500
Group A.....	1.500	1.375			
Group B.....	1.250	1.125	<i>Helpers and laborers</i>		
Glaziers.....	1.250	1.000	Bricklayers' tenders.....	.750	.650
Lathers:			Mortar mixers.....	.850	-----
Wood.....	1.250	1.000	Building laborers.....	.650	.600
Metal.....	1.500	1.250	Composition roofers' helpers.....	.750	.750
Machinists.....	1.500	1.250	Elevator constructors' helpers.....	1.085	.963
Painters.....	1.125	1.000	Marble setters' helpers.....	.750	.650
Swing stage and structural steel.....	1.375	1.250	Plasterers' laborers.....	.750	.650
Spray.....	2.000	2.000	Tile layers' helpers.....	.750	.650
Paperhangers.....	1.225	1.100			
Plasterers.....	1.375	1.250			

See footnotes at end of table (p. 63).

TABLE 16.—Union Wage Scales for Building Trades in 75 Cities, July 1, 1942, and June 1, 1941—Continued

NASHVILLE, TENN.

Occupation	July 1, 1942	June 1, 1941	Occupation	July 1, 1942	June 1, 1941
<i>Journey men</i>			<i>Journey men—Continued</i>		
Asbestos workers.....	\$1.500	\$1.250	Roofers, slate and tile.....	\$1.125	\$1.000
Boilermakers.....	1.200	1.200	Sheet-metal workers.....	1.250	1.125
Bricklayers.....	1.625	1.500	Sign painters.....	1.250	1.250
Carpenters.....	1.250	1.150	Steam fitters.....	1.500	1.500
Cement finishers.....	1.250	1.250	Stonemasons.....	1.625	1.500
Electricians (inside wiremen).....	1.500	1.375	Structural-iron workers.....	1.500	1.250
Elevator constructors.....	1.525	1.375	Rodmen.....	1.375	1.125
Engineers, portable and hoisting:			Tile layers.....	1.500	1.250
Group A.....	1.500	1.500			
Group B.....	1.375	1.375	<i>Helpers and laborers</i>		
Group C.....	1.250	1.250	Bricklayers' tenders.....	.550	.500
Group D.....	1.125	1.125	Building laborers.....	.500	.400
Group E.....	1.000	1.000	Composition roofers' helpers.....	.500	
Glaziers.....	1.125	1.000	Elevator constructors' helpers.....	1.070	.900
Lathers.....	1.500	1.500	Marble setters' helpers.....	.600	.600
Marble setters.....	1.500	1.375	Plasterers' laborers.....	.550	.500
Mosaic and terrazzo workers.....	1.500	1.250	Steamfitters' helpers.....	.600	.600
Painters.....	1.125	1.125	Terrazzo workers' helpers.....	.600	.600
Spray.....	1.500	1.500	Floor-machine.....	.700	.700
Paperhangers.....	1.125	1.125	Base-machine.....	.800	.800
Plasterers.....	1.500	1.500	Tile layers' helpers.....	.600	.600
Plumbers and gas fitters.....	1.500	1.500			
Roofers, composition.....	1.000	1.000			

NEWARK, N. J.

Occupation	July 1, 1942	June 1, 1941	Occupation	July 1, 1942	June 1, 1941
<i>Journey men</i>			<i>Journey men—Continued</i>		
Asbestos workers.....	\$1.750	\$1.750	Roofers, slate and tile.....	\$1.850	\$1.850
Home insulators.....	1.000	.900	Sheet-metal workers.....	1.850	1.850
Boilermakers.....	2.000	2.000	Sign painters:		
Bricklayers.....	2.000	1.950	Outside.....	1.700	
Carpenters.....	2.000	1.750	Inside.....	1.500	1.250
Wharf and bridge.....	1.850	1.850	Steam fitters.....	1.750	1.750
Cement finishers.....	2.000	1.950	Sprinkler, fitters.....	1.500	1.375
Electricians (inside wiremen).....	2.000	2.000	Stonecutters:		
Elevator constructors.....	2.000	1.850	Outside.....	1.928	
Engineers, portable and hoisting:			Inside.....	1.688	1.688
Group A.....	2.250	2.250	Stonemasons.....	2.000	1.950
Group B.....	2.125	2.025	Structural-iron workers.....	2.000	2.000
Group C.....	2.000	2.000	Rodmen.....	2.000	2.000
Glaziers.....	1.563	1.438	Tile layers.....	1.750	1.688
Granite cutters (inside).....	1.571	1.429	Residential.....	1.375	
Lathers.....	1.000	1.000			
Machinists.....	1.650	1.650	<i>Helpers and laborers</i>		
Marble setters.....	1.750	1.750	Bricklayers' tenders.....	1.250	1.125
Cutters.....	1.750	1.750	Building laborers.....	1.250	1.125
Carvers.....	2.071	2.071	Elevator constructors' helpers.....	1.450	1.350
Mosaic and terrazzo workers.....	1.750	1.750	Marble setters' helpers.....	1.366	1.366
Painters.....	1.571	1.571	Plasterers' laborers.....	1.250	1.125
Structural steel.....	1.857	1.857	Plumbers' laborers.....	.875	.875
Paperhangers.....	1.714	1.714	Steam fitters' helpers.....	1.125	1.125
Plasterers.....	2.000	1.950	Sprinkler fitters' helpers.....	.875	.770
Plumbers.....	1.750	1.750	Terrazzo workers' helpers.....	1.300	1.300
Roofers, composition.....	1.726	1.600	Tile layers' helpers.....	1.313	1.250
Foremen.....	1.885	1.743			

See footnotes at end of table (p. 63).

TABLE 16.—Union Wage Scales for Building Trades in 75 Cities, July 1, 1942, and June 1, 1941—Continued

NEW HAVEN, CONN.

Occupation	July 1, 1942	June 1, 1941	Occupation	July 1, 1942	June 1, 1941
<i>Journeyman</i>			<i>Journeyman—Continued</i>		
Asbestos workers.....	\$1.563	\$1.375	Roofers, slate and tile.....	\$1.875	\$1.580
Bricklayers.....	1.650	1.650	Sheet-metal workers.....	1.500	1.375
Carpenters.....	1.375	1.150	Sign painters.....	2.000	1.750
Cement finishers.....	1.650	1.650	Steam fitters.....	1.500	1.250
Electricians (inside wiremen).....	1.500	1.375	Stonecutters.....	1.375	1.375
Residential.....	1.250	1.125	Stonemasons.....	1.650	1.650
Elevator constructors.....	1.650	1.500	Structural-iron workers.....	1.800	1.800
Engineers, portable and hoisting:			Rodmen.....	1.800	1.800
Group A.....	\$1.700	\$1.700	Tile layers.....	1.650	1.650
Group B.....	1.500	1.500			
Group C.....	1.375	1.375	<i>Helpers and laborers</i>		
Glaziers.....	1.650	1.375	Bricklayers' tenders.....	.950	.850
Granite cutters.....	1.250	1.125	Building laborers.....	.950	.850
Lathers.....	1.650	1.650	Composition roofers' helpers:		
Marble setters.....	1.650	1.650	First 6 months.....	.750	-----
Mosaic and terrazzo workers.....	1.650	1.650	After 6 months.....	1.000	-----
Painters.....	1.375	1.250	Elevator constructors' helpers.....	1.150	1.050
Residential (under \$10,000).....	1.125	1.000	Marble setters' helpers.....	1.000	1.000
Structural iron.....	1.800	-----	Plasterers' laborers.....	.950	.850
Decorators.....	2.000	1.750	Plumbers' laborers.....	.650	.650
Paperhangers.....	1.500	1.250	Steam fitters' helpers.....	.650	.650
Plasterers.....	1.650	1.650	Terrazzo workers' helpers.....	1.000	1.000
Plumbers.....	1.500	1.250	Tile layers' helpers.....	1.000	1.000
Roofers, composition.....	1.500	1.250			
Foremen.....	1.750	1.375			

NEW ORLEANS, LA.

Occupation	July 1, 1942	June 1, 1941	Occupation	July 1, 1942	June 1, 1941
<i>Journeyman</i>			<i>Journeyman—Continued</i>		
Asbestos workers.....	\$1.625	\$1.500	Plasterers.....	\$1.375	\$1.375
Home insulators.....	1.125	1.000	Plumbers.....	1.500	1.500
Boilermakers.....	1.600	1.500	Roofers, composition.....	1.125	1.000
Bricklayers.....	1.500	1.500	Roofers, slate and tile.....	1.125	1.000
Carpenters.....	1.250	1.250	Sheet-metal workers.....	1.250	1.125
Wharf and bridge.....	1.250	1.125	Sign painters.....	1.500	1.375
Cement finishers.....	1.250	1.250	Steam fitters.....	1.500	1.500
Electricians (inside wiremen).....	1.500	1.450	Stonemasons.....	1.500	1.500
Elevator constructors.....	1.475	1.420	Structural-iron workers.....	1.500	1.500
Engineers, portable and hoisting:			Rodmen.....	1.250	1.250
Group A.....	1.500	1.375	Tile layers.....	1.250	1.250
Group B.....	1.375	1.375			
Group C.....	1.250	1.125	<i>Helpers and laborers</i>		
Group D.....	1.125	1.125	Bricklayers' tenders.....	.750	.750
Glaziers.....	1.313	1.125	Building laborers.....	.650	.550
Lathers.....	1.500	1.500	Composition roofers' helpers.....	.650	.650
Machinists.....	1.375	1.250	Elevator constructors' helpers.....	1.030	.990
Marble setters.....	1.500	1.500	Marble setters' helpers.....	.750	.750
Mosaic and terrazzo workers.....	1.500	1.500	Plasterers' laborers.....	.750	.750
Painters.....	1.125	1.000	Terrazzo workers' helpers.....	.700	.700
Structural steel.....	1.375	1.250	Floor-machine operators.....	.750	.750
Spray.....	1.375	1.250	Base-machine operators.....	1.000	1.000
Paperhangers.....	1.125	1.000	Tile layers' helpers.....	.600	.600

See footnotes at end of table (p. 63).

TABLE 16.—Union Wage Scales for Building Trades in 75 Cities, July 1, 1942, and June 1, 1941—Continued

NEW YORK, N. Y.¹

Occupation	July 1, 1942	June 1, 1941	Occupation	July 1, 1942	June 1, 1941
<i>Journeyman</i>			<i>Journeyman—Continued</i>		
Asbestos workers.....	\$2.000	\$2.000	Roofers, slate and tile:		
Boilermakers.....	2.000	1.900	Union A.....	\$2.250	\$1.850
Bricklayers.....	2.000	2.000	Union B.....	2.000	1.850
Residential.....	1.547	1.500	Sheet-metal workers.....	2.000	1.850
Carpenters.....	1.850	1.850	Sign painters.....	1.729	1.729
Residential.....	1.250	1.250	Outdoor advertising.....	2.310	2.310
Cement finishers.....	1.850	1.850	Steam and sprinkler fitters.....	2.000	2.000
Electricians (inside wiremen).....	2.000	2.000	Stonecutters:		
Alterations and repairs.....	1.350	1.300	Outside.....	1.929	1.929
Elevator constructors.....	2.000	1.850	Inside.....	1.688	1.688
Engineers, portable and hoisting:			Bluestone cutters.....	1.714	1.714
Group A.....	2.500	2.500	Stonemasons:		
Group B.....	2.250	2.250	Stonesetting.....	2.000	2.000
Group C.....	2.125	2.025	Rough masonry.....	1.570	1.500
Group D.....	2.025	2.025	All other masonry.....	2.000	1.900
Group E.....	1.925	1.925	Structural-iron workers.....	2.000	2.000
Group F.....	1.813	1.813	Finishers.....	1.900	1.750
Group G.....	1.750	1.750	Rodmen.....	1.850	1.850
Glaziers.....	1.886	1.886	Tile layers.....	1.750	1.688
Granite cutters:			Residential.....	1.375	-----
Outside.....	2.000	2.000	<i>Helpers and laborers</i>		
Inside.....	1.571	1.428	Bricklayers' tenders.....	1.214	1.214
Surface machines and sand-			Residential.....	.960	-----
blasters.....	1.643	1.500	Building laborers.....	1.030	1.030
Lathers:			Concrete workers.....	1.214	1.214
Manhattan and Bronx:			Elevator constructor's helpers.....	1.450	1.350
Commercial—			Marble setters' helpers.....	1.366	1.366
Metal.....	1.850	1.850	Plasterers' laborers:		
Wire.....	2.167	2.167	Manhattan and Bronx.....	1.420	1.420
Wood.....	(^o)	(^o)	Brooklyn.....	1.517	1.517
Residential—			Queens, Nassau, and Suffolk		
Wire.....	1.500	1.367	Counties.....	1.517	1.420
Kings, Queens, Nassau, and			Residential.....	.900	.900
Suffolk Counties:			Plumbers' laborers:		
Commercial.....	2.167	2.167	Manhattan and Bronx:		
Residential.....	1.286	1.143	Commercial.....	1.167	1.167
Machinists.....	1.750	1.750	Residential.....	1.000	-----
Marble setters.....	1.750	1.750	Brooklyn and Queens:		
Carvers.....	2.071	2.071	Agreement A—		
Cutters.....	1.750	1.750	Commercial.....	1.500	1.333
Mosaic and terrazzo workers.....	1.750	1.750	Residential.....	.857	.857
Painters.....	1.600	1.600	Agreement B—		
Decorators.....	1.714	1.714	Commercial.....	1.179	1.179
Steel.....	1.750	1.750	Residential.....	.875	.875
Paperhangers:			Staten Island:		
Manhattan and Bronx.....	(^o)	(^o)	Commercial.....	1.167	1.167
Queens and Nassau Counties.....	1.600	1.600	Residential.....	1.000	-----
Plasterers.....	2.000	2.000	Steam fitters' helpers:		
Residential.....	1.300	1.300	Commercial.....	1.500	1.500
Plumbers.....	2.000	2.000	Residential.....	1.143	1.100
Staten Island.....	1.750	1.750	Sprinkler fitters' helpers.....	1.500	1.500
Maintenance and alteration—			Terrazzo workers' helpers.....	1.300	1.300
Manhattan and Bronx.....	1.571	1.571	Tile layers' helpers.....	1.313	1.250
Residential—			Residential.....	1.000	-----
Manhattan and Bronx.....	1.571	-----			
Brooklyn and Queens.....	1.429	1.429			
Roofers, composition.....	1.700	1.600			
Foremen.....	1.840	1.740			

See footnotes at end of table (p. 63).

TABLE 16.—Union Wage Scales for Building Trades in 75 Cities. July 1, 1942, and June 1, 1941—Continued

NORFOLK, VA.

Occupation	July 1, 1942	June 1, 1941	Occupation	July 1, 1942	June 1, 1941
<i>Journeyman</i>			<i>Journeyman—Continued</i>		
Asbestos workers.....	\$1.438	\$1.375	Roofers, composition.....	\$1.000
Bricklayers.....	1.500	1.500	Roofers, slate and tile.....	1.000
Carpenters.....	1.125	1.000	Sheet-metal workers.....	1.250	\$1.000
Pile drivers.....	1.000	.750	Sign painters.....	1.250	1.000
Cement finishers.....	1.375	1.100	Steam fitters.....	1.500	1.375
Electricians (inside wiremen).....	1.600	1.250	Stonemasons.....	1.500	1.375
Elevator constructors.....	1.480	1.420	Structural-iron workers.....	1.500	1.500
Engineers, portable and hoisting:			Rodmen.....	1.250	1.250
Group A.....	1.500	1.500	Tile layers.....	1.250	1.250
Group B.....	1.250	1.250			
Glaziers.....	1.000	1.000	<i>Helpers and laborers</i>		
Lathers.....	1.500	1.500	Bricklayers' tenders.....	.650	.600
Marble setters.....	1.500	1.375	Building laborers.....	.500	.400
Mosaic and terrazzo workers.....	1.250	1.250	Composition roofers' helpers.....	.600
Painters.....	1.250	1.000	Elevator constructors' helpers.....	1.040	1.000
Structural steel.....	1.500	1.250	Plasterers' laborers.....	.650	.600
Spray.....	1.500	1.250	Plumbers' laborers.....	.650	.550
Paperhangers.....	1.250	1.000	Steam fitters' helpers.....	.650	.550
Plasterers.....	1.500	1.500			
Plumbers.....	1.500	1.375			

OKLAHOMA CITY, OKLA.

Occupation	July 1, 1942	June 1, 1941	Occupation	July 1, 1942	June 1, 1941
<i>Journeyman</i>			<i>Journeyman—Continued</i>		
Asbestos workers.....	\$1.625	\$1.500	Roofers, composition.....	\$1.000	\$0.850
Bricklayers.....	1.625	1.500	Roofers, slate and tile.....	1.000	.850
Carpenters.....	1.375	1.250	Sheet-metal workers.....	1.375	1.250
Millwrights.....	1.500	1.500	Sign painters.....	1.250	1.000
Pile drivers.....	1.500	1.500	Steamfitters.....	1.500	1.500
Cement finishers.....	1.500	1.500	Stonemasons.....	1.625	1.500
Electricians (inside wiremen).....	1.500	1.375	Structural-iron workers.....	1.250	1.250
Residential.....	1.250	1.125	Rodmen.....	1.250	1.250
Elevator constructors.....	1.450	1.350	Tile layers.....	1.500	1.250
Engineers, portable and hoisting:					
Group A.....	1.375	1.250	<i>Helpers and laborers</i>		
Group B.....	1.250	1.000	Bricklayers' tenders.....	.850	.700
Group C.....	1.250	1.250	Building laborers.....	.650	.500
Group D.....	1.000	1.000	Elevator constructors' helpers.....	1.015	.945
Glaziers.....	1.025	.900	Marble setters' helpers.....	.700	.700
Lathers.....	1.500	1.500	Plasterers' laborers.....	.850	.700
Marble setters.....	1.500	1.250	Plumbers' laborers.....	.850	.500
Mosaic and terrazzo workers.....	1.500	1.250	Steam fitters' helpers.....	.700	.700
Painters.....	1.250	1.125	Terrazzo workers' helpers.....	.700	.700
Paperhangers.....	1.250	1.125	Tile layers' helpers.....	.700	.700
Plasterers.....	1.500	1.500	Residential.....	.625	.625
Plumbers.....	1.500	1.500			

TABLE 16.—Union Wage Scales for Building Trades in 75 Cities, July 1, 1942, and June 1, 1941—Continued

OMAHA, NEBR.

Occupation	July 1, 1942	June 1, 1941	Occupation	July 1, 1942	June 1, 1941
<i>Journeyman</i>			<i>Journeyman—Continued</i>		
Asbestos workers.....	\$1.500	\$1.350	Roofers, composition.....	\$1.100	\$0.950
Bricklayers.....	1.575	1.450	Foremen.....	1.250	1.100
Carpenters.....	1.375	1.250	Kettlemen.....	750
Millwrights.....	1.500	1.350	Roofers, slate and tile.....	1.250	1.100
Floor layers.....	1.375	1.350	Sheet-metal workers.....	1.250	1.250
Comont finishers.....	1.375	1.250	Sign painters.....	1.250	1.125
Electricians (inside wiremen).....	1.500	1.375	Pictorial.....	1.250	1.250
Elevator constructors.....	1.515	1.310	Steam fitters.....	1.375	1.375
Engineers, portable and hoisting:			Stonemasons.....	1.575	1.450
Group A.....	1.500	1.375	Structural-iron workers.....	1.500	1.375
Group B.....	1.500	1.500	Rodmen.....	1.500	1.375
Group C.....	1.375	Tile layers.....	1.375	1.375
Group D.....	1.250	1.250			
Group E.....	1.125	<i>Helpers and laborers</i>		
Glaziers.....	1.200	1.100	Bricklayers' tenders.....	800	700
Lathers.....	1.500	1.375	Building laborers.....	700	600
Marble setters.....	1.375	1.375	Elevator constructors' helpers.....	1.060	.920
Mosaic and terrazzo workers.....	1.250	1.250	Marble setters' helpers.....	750	700
Painters.....	1.200	1.075	Plasterers' laborers.....	800	700
Spray.....	1.450	Terrazzo workers' helpers.....	750	750
Structural steel.....	1.450	Base-machine operators.....	850
Paperhangers.....	1.200	Tile layers' helpers:		
Plasterers.....	1.500	1.375	Agreement A.....	750	.650
Plumbers.....	1.500	1.375	Agreement B.....	750	.700

PEORIA, ILL.

Occupation	July 1, 1942	June 1, 1941	Occupation	July 1, 1942	June 1, 1941
<i>Journeyman</i>			<i>Journeyman—Continued</i>		
Bollermakers.....	\$1.700	\$1.500	Roofers, composition.....	\$1.375	\$1.250
Repair work.....	1.500	1.250	Foremen.....	1.500	1.375
Bricklayers.....	1.750	1.625	Roofers, slate and tile.....	1.375	1.250
Carpenters.....	1.500	1.375	Sheet-metal workers.....	1.500	1.375
Cement finishers.....	1.500	1.375	Sign painters.....	1.400	1.375
Electricians (inside wiremen).....	1.625	1.500	Steam fitters.....	1.625	1.500
Elevator constructors.....	1.550	1.420	Structural-iron workers.....	1.750	1.500
Engineers, portable and hoisting:			Rodmen.....	1.750	1.500
Group A.....	1.750	1.500	Tile layers.....	1.500	1.500
Group B.....	1.650	1.500			
Group C.....	1.375	1.375	<i>Helpers and laborers</i>		
Glaziers.....	1.450	1.300	Bricklayers' tenders.....	1.000	.875
Machinists.....	1.750	1.500	Building laborers.....	1.000	.875
Marble setters.....	1.625	1.600	Elevator constructors' helpers.....	1.085	.994
Painters.....	1.375	1.250	Marble setters' helpers.....	1.000	.850
Swing stage.....	1.719	1.560	Plasterers' laborers.....	1.125	1.000
Paperhangers.....	1.375	1.250	Terrazzo helpers.....	1.000	.875
Plasterers.....	1.750	1.625	Base-machine operators.....	1.100	.975
Plumbers.....	1.625	1.500	Tile layers' helpers.....	1.000	.850

TABLE 16.—Union Wage Scales for Building Trades in 75 Cities, July 1, 1942, and June 1, 1941—Continued

PHILADELPHIA, PA.¹

Occupation	July 1, 1942	June 1, 1941	Occupation	July 1, 1942	June 1, 1941
<i>Journeyman</i>			<i>Journeyman—Continued</i>		
Asbestos workers.....	\$1. 675	\$1. 500	Machinists.....	\$1. 650	\$1. 500
Home insulators:			Marble setters.....	1. 650	1. 650
Mechanics.....	. 950	. 850	Mosaic and terrazzo workers.....	1. 500	1. 500
Junior mechanics.....	. 850	. 750	Painters.....	1. 450	1. 375
Boilermakers.....	1. 750	1. 500	Steel.....	1. 575	1. 500
Bricklayers.....	1. 900	1. 825	Paperhangers.....	1. 375	1. 250
Sewer work.....	2. 000	2. 000	Plasterers.....	2. 000	1. 875
Residential.....	1. 620	1. 400	Residential.....	1. 700	1. 460
Carpenters.....	1. 500	1. 500	Plumbers.....	1. 700	1. 500
Residential.....	1. 500	1. 200	Residential.....	1. 550	1. 340
Cement finishers.....	1. 500	1. 500	Roofers, composition.....	1. 400	1. 200
Residential.....	1. 360	1. 180	Roofers, slate and tile.....	1. 700	1. 500
Electricians (inside wiremen).....	1. 875	1. 750	Sheet-metal workers.....	1. 700	1. 625
Residential.....	1. 500	1. 290	Residential.....	1. 700	1. 500
Elevator constructors.....	1. 810	1. 780	Sign painters.....	1. 513	1. 375
Engineers, portable and hoisting:			Outside advertising.....	1. 650	1. 500
Group A—			Steam fitters.....	1. 700	1. 500
Daily unit.....	2. 250	2. 250	Residential.....	1. 550	1. 340
Weekly unit.....	2. 000	2. 000	Sprinkler fitters.....	1. 500	1. 375
Group B—			Stonecutters:		
Daily unit.....	2. 050	2. 050	Outside.....	1. 250	1. 250
Weekly unit.....	1. 925	1. 925	Inside.....	1. 000	1. 000
Group C—			Carvers and sculptors.....	1. 500	1. 500
Daily unit.....	1. 975	1. 975	Stonemasons:		
Weekly unit.....	1. 850	1. 850	Dressed stone.....	1. 500	1. 500
Group D—			Rough stone.....	1. 500	1. 375
Daily unit.....	1. 925	1. 925	Residential.....	1. 250	1. 120
Weekly unit.....	1. 800	1. 800	Structural-iron workers.....	1. 800	1. 800
Group E—			Rodmen.....	1. 575	1. 500
Daily unit.....	1. 900	1. 900	Tile layers.....	1. 500	1. 500
Weekly unit.....	1. 650	1. 650	Residential.....	1. 500	1. 310
Group F—			<i>Helpers and laborers</i>		
Daily unit.....	1. 780	1. 780	Bricklayers' tenders.....	. 825	. 700
Weekly unit.....	1. 650	1. 650	Residential.....	. 925	. 800
Group G—			Building laborers.....	. 825	. 700
Daily unit.....	1. 500	1. 500	Residential.....	. 780	. 675
Weekly unit.....	1. 375	1. 375	Composition roofers' helpers.....	. 900	. 750
Group H—			Elevator constructors' helpers.....	1. 270	1. 250
Daily unit.....	1. 100	1. 100	Marble setters' helpers.....	1. 050	1. 000
Weekly unit.....	1. 000	1. 000	Plasterers' laborers.....	1. 325	1. 280
Group I—			Residential.....	1. 250	1. 125
Daily unit.....	1. 780	1. 780	Steam fitters' helpers.....	. 900	. 800
Weekly unit.....	1. 650	1. 650	Sprinkler fitters' helpers.....	. 875	. 770
Glaziers.....	1. 550	1. 375	Terrazzo workers' helpers.....	1. 150	1. 100
Granite cutters:			Tile layers' helpers.....	1. 000	. 900
Outside.....	1. 500	1. 250	Residential.....	. 950	. 750
Inside.....	1. 250	1. 094			
Lathers.....	1. 750	1. 688			
Residential.....	1. 440	1. 250			

See footnotes at end of table (p. 63).

TABLE 16.—Union Wage Scales for Building Trades in 75 Cities, July 1, 1942, and June 1, 1941—Continued

PHOENIX, ARIZ.³

Occupation	July 1, 1942	June 1, 1941	Occupation	July 1, 1942	June 1, 1941
<i>Journeyman</i>			<i>Journeyman—Continued</i>		
Asbestos workers.....	\$1.500		Paperhangers.....	\$1.375	\$1.063
Boilermakers.....	1.500	\$1.600	Plasterers.....	1.500	1.500
Bricklayers.....	1.650	1.500	Plumbers.....	1.500	1.375
Carpenters.....	1.250	1.250	Roofers, composition.....	1.250	.875
Parquetry floor layers.....	1.500	1.500	Foremen.....	1.500	1.125
Cement finishers.....	1.375	1.250	Roofers, slate and tile.....	1.250	.875
Electricians (inside wiremen).....	1.500	1.250	Sheet-metal workers.....	1.250	1.125
Residential.....	1.250	1.125	Sign painters.....	1.750	1.250
Elevator constructors.....	1.530	1.400	Steam fitters.....	1.500	1.375
Engineers, portable and hoisting:			Stonemasons.....	1.650	1.250
Group A.....	1.625	1.500	Structural-iron workers.....	1.500	1.375
Group B.....	1.500	1.375	Rodmen.....	1.375	1.250
Group C.....	1.375	1.375	Tile layers.....	1.650	1.500
Group D.....	1.375	1.250			
Group E.....	1.250	1.250	<i>Helpers and laborers</i>		
Group F.....	1.125	1.000	Bricklayers' tenders.....	1.000	.875
Group G.....	1.000	1.000	Mortar men.....	1.125	1.000
Glaziers.....	1.125	1.000	Building laborers.....	.825	.750
Lathers:			Composition roofers' helpers.....	.875	.750
Wood.....	1.500	1.125	Elevator constructors' helpers.....	1.070	.980
Wire or metal.....	1.500	1.250	Marble setters' helpers.....	.875	.875
Machinists.....	1.375		Plasterers' laborers.....	1.250	1.125
Marble setters.....	1.650	1.500	Steam fitters' helpers.....	.875	.750
Mosaic and terrazzo workers.....	1.650	1.500	Terrazzo workers' helpers.....	.875	.875
Painters.....	1.250	1.063	Tile layers' helpers.....	.875	.875
Structural steel.....	1.375				
Spray.....	1.625	1.500			

PITTSBURGH, PA.³

Occupation	July 1, 1942	June 1, 1941	Occupation	July 1, 1942	June 1, 1941
<i>Journeyman</i>			<i>Journeyman—Continued</i>		
Asbestos workers.....	\$1.750	\$1.675	Roofers, slate and tile.....	\$1.650	\$1.500
Boilermakers.....	1.625	1.500	Sheet-metal workers.....	1.625	1.500
Bricklayers.....	1.900	1.900	Sign painters.....	1.750	1.650
Carpenters.....	1.750	1.500	Steam fitters.....	1.750	1.750
Cement finishers.....	1.750	1.500	Sprinkler fitters.....	1.500	1.375
Electricians (inside wiremen).....	1.750	1.750	Stonecutters.....	1.625	1.625
Elevator constructors.....	1.750	1.690	Carvers.....	2.000	2.000
Engineers, portable and hoisting:			Stonemasons.....	1.625	1.625
Group A.....	1.813	1.625	Structural-iron workers.....	1.750	1.750
Group B.....	1.750	1.583	Rodmen.....	1.750	1.750
Group C.....	1.500	1.375	Tile layers.....	1.585	1.500
Glaziers.....	1.500	1.400			
Lathers.....	1.875	1.750	<i>Helpers and laborers</i>		
Machinists.....	1.500	1.500	Bricklayers' tenders.....	1.250	1.125
Marble setters.....	1.500	1.500	Building laborers.....	.900	.800
Mosaic and terrazzo workers.....	1.500	1.500	Elevator constructors' helpers.....	1.250	1.185
Painters.....	1.500	1.500	Marble setters' helpers.....	1.000	1.000
Paperhangers.....	1.500	1.500	Plasterers' laborers.....	1.250	1.125
Plasterers.....	1.875	1.750	Plumbers' laborers.....	1.000	1.000
Plumbers and gas fitters.....	1.750	1.700	Steam fitters' helpers.....	1.000	1.000
Residential.....	1.360	1.360	Sprinkler fitters' helpers.....	.875	.770
Roofers, composition.....	1.625	1.500	Terrazzo workers' helpers.....	1.000	1.000
Foremen.....	1.750	1.625	Tile layers' helpers.....	1.035	1.000

See footnotes at end of table (p. 63).

TABLE 16.—Union Wage Scales for Building Trades in 75 Cities, July 1, 1942, and June 1, 1941—Continued

PORTLAND, MAINE *

Occupation	July 1, 1942	June 1, 1941	Occupation	July 1, 1942	June 1, 1941
<i>Journeyman</i>			<i>Journeyman—Continued</i>		
Bricklayers.....	\$1.500	\$1.400	Structural-iron workers.....	\$1.375	\$1.375
Carpenters.....	1.180	.900	Rodmen.....	1.375	1.375
Cement finishers.....	1.500	1.400	Tile layers.....	1.500	1.400
Electricians (inside wiremen).....	1.350	1.125	<i>Helpers and laborers</i>		
Elevator constructors.....	1.360	1.200	Bricklayers' tenders.....	.900	.750
Marble setters.....	1.500	1.400	Building laborers.....	.750	.600
Mosaic and terrazzo workers.....	1.500	1.400	Elevator constructors' helpers.....	.950	.840
Painters.....	1.000	.800	Plasterers' laborers.....	1.000	.850
Paperhangers.....	1.000	.800	Steam and sprinkler fitters' helpers.....	1.000	.900
Plasterers.....	1.400	1.125	Terrazzo workers' helpers.....	1.000	.750
Plumbers and gas fitters.....	1.500	1.250			
Steam and sprinkler fitters.....	1.500	1.250			
Stonemasons.....	1.500	1.400			

PORTLAND, OREG.

Occupation	July 1, 1942	June 1, 1941	Occupation	July 1, 1942	June 1, 1941
<i>Journeyman</i>			<i>Journeyman—Continued</i>		
Asbestos workers.....	\$1.515	\$1.500	Plumbers and gas fitters.....	\$1.625	\$1.500
Boilermakers.....	1.650	1.500	Roofers, composition.....	1.400	1.250
Bricklayers.....	1.625	1.500	Foremen.....	1.525	1.375
Carpenters.....	1.350	1.200	Roofers, slate and tile.....	1.400	1.250
Wharf and dock.....	1.490	1.325	Sheet-metal workers.....	1.475	1.250
Cement finishers.....	1.350	1.200	Sign painters.....	1.714	1.500
Electricians (inside wiremen).....	1.500	1.500	Steam fitters.....	1.625	1.500
Elevator constructors.....	1.600	1.480	Refrigeration fitters.....	1.500	1.375
Engineers, portable and hoisting:			Oil fitters.....	1.250	1.000
Group A.....	1.860	1.650	Structural-iron workers.....	1.630	1.450
Group B.....	1.630	1.450	Rodmen.....	1.350	1.200
Group C.....	1.580	1.400	Tile layers.....	1.500	1.250
Group D.....	1.490	1.325	<i>Helpers and laborers</i>		
Group E.....	1.410	1.250	Bricklayers' tenders.....	.950	.825
Group F.....	1.350	1.200	Mortar mixers.....	1.200	1.125
Group G.....	1.270	1.125	Building laborers.....	.950	.825
Glaziers.....	1.375	1.250	Elevator constructors' helpers.....	1.120	1.035
Granite cutters.....	1.250	1.125	Marble setters' helpers.....	.950	.825
Lathers.....	1.500	1.500	Plasterers' laborers.....	1.200	1.125
Marble setters.....	1.375	1.375	Plumbers' laborers.....	.950	.825
Mosaic and terrazzo workers.....	1.350	1.350	Terrazzo workers' helpers.....	.950	.825
Painters.....	1.320	1.175	Tile layers' helpers.....	.950	.825
Paperhangers.....	1.320	1.175			
Plasterers.....	1.600	1.500			

PROVIDENCE, R. I.†

Occupation	July 1, 1942	June 1, 1941	Occupation	July 1, 1942	June 1, 1941
<i>Journeyman</i>			<i>Journeyman—Continued</i>		
Asbestos workers.....	\$1.500	\$1.375	Sign painters:		
Bricklayers.....	1.650	1.500	Letterers.....	\$1.125	\$1.000
Sewer.....	1.900	1.750	Combination letterers and pic-		
Carpenters.....	1.350	1.175	torial.....	1.125	1.250
Cement finishers.....	1.325	1.325	Steam fitters.....	1.500	1.375
Electricians (inside wiremen).....	1.375	1.250	Sprinkler fitters.....	1.500	1.375
Elevator constructors.....	1.500	1.410	Stone cutters:		
Engineers, portable and hoisting:			Outside.....	1.500	1.350
Group A.....	¹⁰ 1.750	¹⁰ 1.750	Inside.....	1.375	1.175
Group B.....	¹¹ 1.500	¹¹ 1.500	Stonemasons.....	1.650	1.500
Group C.....	1.250	1.250	Structural-iron workers.....	1.650	1.500
Glaziers.....	1.175	1.000	Rodmen.....	1.650	1.500
Granite cutters.....	1.200	1.125	Tile layers.....	1.500	1.500
Lathers.....	1.650	1.500	<i>Helpers and laborers</i>		
Marble setters.....	1.600	1.500	Bricklayers' tenders.....	.850	.750
Mosaic and terrazzo workers.....	1.500	1.500	Building laborers.....	.850	.750
Painters.....	1.250	1.000	Elevator constructors' helpers.....	1.060	.990
Paperhangers.....	1.250	1.000	Marble setters' helpers.....	1.000	.925
Plasterers.....	1.650	1.500	Plasterers' laborers.....	1.100	1.100
Plumbers.....	1.500	1.350	Steam fitters' helpers.....	.875	.875
Roofers, composition.....	1.250	1.250	Sprinkler fitters' helpers.....	.875	.770
Roofers, slate and tile.....	1.300	1.250	Terrazzo workers' helpers.....	1.000	.925
Sheet-metal workers.....	1.300	1.250	Tile layers' helpers.....	1.000	.925

See footnotes at end of table (p. 63).

TABLE 16.—Union Wage Scales for Building Trades in 75 Cities, July 1, 1942, and June 1, 1941—Continued

READING, PA.³

Occupation	July 1, 1942	June 1, 1941	Occupation	July 1, 1942	June 1, 1941
<i>Journeyman</i>			<i>Journeyman—Continued</i>		
Bricklayers.....	\$1.500	\$1.500	Glaziers.....	\$1.250	\$1.150
Carpenters.....	1.200	1.200	Lathers.....	1.500	1.375
Cement finishers.....	1.250	1.250	Residential.....	1.375	1.375
Electricians (inside wiremen):			Mosaic and terrazzo workers.....	1.375	1.375
Over \$20,000.....	1.750	-----	Painters.....	1.250	1.250
Under \$20,000.....	1.250	1.150	Residential.....	1.250	1.000
Residential.....	1.250	1.050	Spray.....	1.750	1.500
Elevator constructors.....	1.560	1.300	Steel.....	1.500	1.500
Engineers, portable and hoisting:			Paperhangers.....	1.350	1.350
Group A.....			Plasterers.....	1.429	1.429
Daily unit.....	2.250	2.250	Plumbers.....	1.500	1.300
Weekly unit.....	2.000	2.000	Roofers, composition.....	1.050	.900
Group B.....			Roofers, slate and tile.....	1.200	1.000
Daily unit.....	2.050	2.050	Sheet-metal workers.....	1.150	1.050
Weekly unit.....	1.925	1.925	Sign painters.....	1.000	1.000
Group C.....			Outside advertising.....	1.100	1.000
Daily unit.....	1.975	1.975	Steam fitters.....	1.500	1.300
Weekly unit.....	1.850	1.850	Stonemasons.....	1.375	1.375
Group D.....			Structural-iron workers.....	1.750	1.650
Daily unit.....	1.925	1.925	Rodmen.....	1.550	1.400
Weekly unit.....	1.800	1.800	Tile layers.....	1.375	1.375
Group E.....					
Daily unit.....	1.900	1.900	<i>Helpers and laborers</i>		
Weekly unit.....	1.650	1.650	Bricklayers' tenders.....	1.000	1.000
Group F.....			Building laborers.....	.700	.600
Daily unit.....	1.780	1.780	Elevator constructors' helpers.....	1.110	.910
Weekly unit.....	1.650	1.650	Marble setters' helpers.....	1.000	1.000
Group G.....			Plasterers' laborers.....	1.000	1.000
Daily unit.....	1.500	1.500	Steam fitters' helpers.....	.850	.750
Weekly unit.....	1.375	1.375	Tile layers' helpers.....	1.000	1.000
Group H.....					
Daily unit.....	1.100	1.100			
Weekly unit.....	1.000	1.000			
Group I.....					
Daily unit.....	1.780	1.780			
Weekly unit.....	1.650	1.650			

RICHMOND, VA.³

Occupation	July 1, 1942	June 1, 1941	Occupation	July 1, 1942	June 1, 1941
<i>Journeyman</i>			<i>Journeyman—Continued</i>		
Asbestos workers.....	\$1.500	\$1.375	Paperhangers.....	\$1.100	\$0.900
Bricklayers.....	1.625	1.500	Plasterers.....	1.500	1.375
Carpenters.....	1.125	1.125	Plumbers.....	1.600	1.250
Cement finishers.....	1.250	1.250	Sheet-metal workers.....	1.250	1.000
Electricians (inside wiremen).....	1.500	1.250	Sign painters.....	1.300	1.300
Elevator constructors.....	1.530	1.320	Steam fitters.....	1.600	1.250
Engineers, portable and hoisting:			Stonemasons.....	1.625	1.500
Group A.....	1.500	1.500	Structural-iron workers.....	1.600	1.500
Group B.....	1.250	1.250	Rodmen.....	1.250	1.250
Glaziers.....	.810	.810	Tile layers.....	1.375	1.250
Lathers.....	1.500	1.375			
Machinists.....	1.250	1.250	<i>Helpers and laborers</i>		
Marble setters.....	1.500	1.375	Bricklayers' tenders.....	.700	.650
Mosaic and terrazzo workers.....	1.375	1.250	Building laborers.....	.500	.400
Painters.....	1.100	.900	Elevator constructors' helpers.....	1.070	.920
Structural steel.....	1.400	1.150	Plasterers' laborers.....	.700	.650
Spray.....	1.550	1.300			

See footnotes at end of table (p. 63).

Table 16.—Union Wage Scales for Building Trades in 75 Cities, July 1, 1942, and June 1, 1941—Continued

ROCHESTER, N. Y.

Occupation	July 1, 1942	June 1, 1941	Occupation	July 1, 1942	June 1, 1941
<i>Journeyman</i>			<i>Journeyman—Continued</i>		
Asbestos workers.....	\$1. 650	\$1. 425	Plasterers.....	\$1. 675	\$1. 588
Boilermakers.....	1. 750	1. 625	Plumbers and gas fitters.....	1. 650	1. 500
Bricklayers.....	1. 675	1. 588	Roofers, composition.....	1. 350	1. 265
Carpenters.....	1. 500	1. 335	Roofers, slate and tile.....	1. 350	1. 265
Residential.....	1. 100	1. 000	Sheet-metal workers.....	1. 450	1. 300
Parquetry-floor layers.....	. 950	. 850	Sign painters.....	1. 513	1. 375
Cement finishers.....	1. 675	1. 588	Steam fitters.....	1. 650	1. 500
Electricians (inside wiremen).....	1. 700	1. 500	Stonemasons.....	1. 675	1. 588
Elevator constructors.....	1. 650	1. 475	Structural-iron workers.....	1. 750	1. 500
Engineers, portable and hoisting:			Rodmen.....	1. 750	1. 500
Group A.....	1. 750	1. 750	Tile layers.....	1. 450	1. 375
Group B.....	1. 750	1. 625			
Group C.....	1. 500	1. 375	<i>Helpers and laborers</i>		
Group D.....	1. 250	1. 250	Bricklayers' tenders.....	. 850	. 760
Group E.....	1. 250	1. 125	Building laborers.....	. 850	. 760
Glaziers:			Composition roofers' helpers.....	. 790	. 700
Steel sash.....	1. 350	1. 200	Kettlemen.....	. 900	. 800
Structural and plate glass.....	1. 150	1. 000	Elevator constructors' helpers.....	1. 155	1. 030
Lathers.....	1. 625	1. 500	Marble setters' helpers.....	. 850	. 750
Small houses.....	1. 000	1. 000	Plasterers' laborers.....	. 850	. 760
Machinists.....	1. 250	1. 250	Plumbers' laborers.....	. 825	. 750
Marble setters.....	1. 450	1. 375	Steam fitters' helpers.....	. 825	. 750
Mosaic and terrazzo workers.....	1. 450	1. 375	Terrazzo workers' helpers.....	. 850	. 750
Painters.....	1. 375	1. 250	Tile layers' helpers.....	. 850	. 750
Paper hangers.....	1. 375	1. 250			

ROCK ISLAND (ILL.) DISTRICT #1

Occupation	July 1, 1942	June 1, 1941	Occupation	July 1, 1942	June 1, 1941
<i>Journeyman</i>			<i>Journeyman—Continued</i>		
Asbestos workers.....	\$1. 500	\$1. 375	Roofers, composition.....	\$1. 425	\$1. 325
Boilermakers.....	1. 500	1. 500	Foremen.....	1. 550	1. 450
Repair work.....	1. 000	. 900	Kettlemen.....	1. 150	1. 100
Bricklayers.....	1. 725	1. 600	Roofers, slate and tile.....	1. 425	1. 325
Carpenters.....	1. 425	1. 300	Sheet-metal workers.....	1. 375	1. 250
Cement finishers.....	1. 400	1. 275	Sign painters.....	1. 375	1. 250
Electricians (inside wiremen).....	1. 500	1. 375	Steam fitters:		
Elevator constructors.....	1. 595	1. 465	Agreement A.....	1. 500	1. 375
Engineers, portable and hoisting:			Agreement B.....	1. 500	1. 500
Group A.....	1. 500	1. 375	Structural-iron workers.....	1. 500	1. 375
Group B.....	1. 375	1. 275	Rodmen.....	1. 500	1. 375
Group C.....	1. 275	1. 200	Tile layers.....	1. 375	1. 375
Glaziers.....	1. 425	1. 300			
Lathers.....	1. 500	1. 500	<i>Helpers and laborers</i>		
Marble setters.....	1. 375	1. 375	Bricklayers' tenders.....	. 800	. 800
Mosaic and terrazzo workers.....	1. 250	1. 250	Building laborers.....	. 800	. 800
Painters.....	1. 375	1. 250	Composition roofers' helpers.....	. 850	. 800
Structural steel.....	1. 500	1. 250	Elevator constructors' helpers.....	1. 120	1. 020
Paper hangers.....	1. 375	1. 250	Plasterers' laborers.....	1. 125	1. 000
Plasterers.....	1. 750	1. 500	Mortar mixers.....	1. 225	1. 100
Plumbers:			Terrazzo workers' helpers.....	. 800	. 800
Agreement A.....	1. 500	1. 375	Base grinders.....	. 920	. 920
Agreement B.....	1. 500	1. 500	Tile layers' helpers.....	. 800	. 800

See footnotes at end of table (p. 63).

TABLE 16.—Union Wage Scales for Building Trades in 75 Cities, July 1, 1942 and June 1, 1941—Continued

ST. LOUIS, MO.³

Occupation	July 1, 1942	June 1, 1941	Occupation	July 1, 1942	June 1, 1941
<i>Journeyman</i>			<i>Journeyman—Continued</i>		
Asbestos workers.....	\$1.750	\$1.625	Sheet-metal workers.....	\$1.625	\$1.500
Boilermakers.....	1.625	1.500	Sign painters.....	1.650	1.650
Bricklayers.....	1.750	1.500	Steam fitters.....	1.625	1.625
Sewer work.....	2.000	1.750	Refrigeration fitters.....	1.250	1.250
Residential.....	1.250	1.500	Service.....	1.000	1.000
Carpenters.....	1.500	1.500	Sprinkler fitters.....	1.625	1.500
Residential.....	1.000	1.000	Stonecutters.....	1.375	1.375
Cement finishers.....	1.575	1.575	Residential.....	1.250	1.125
Electricians (inside wiremen).....	1.750	1.675	Stonemasons.....	1.500	1.250
Elevator constructors.....	1.725	1.660	Residential.....	1.250	1.250
Engineers, portable and hoisting:			Structural-iron workers.....	1.750	1.750
Group A.....	2.250	2.250	Rodmen.....	1.750	1.750
Group B.....	2.000	2.000	Tile layers.....	1.500	1.500
Group C.....	1.750	1.750	Residential.....	1.250	1.250
Group D.....	1.500	1.500			
Glaziers.....	1.625	1.625	<i>Helpers and laborers</i>		
Lathers:			Bricklayers' tenders.....	1.150	1.000
Metal.....	1.750	1.750	Residential.....	.750	.750
Wood.....	1 ³¹ .750	1.250	Building laborers.....	.950	.950
Residential:			Residential.....	.675	.675
Wood.....	1 ⁴¹ .250	1.125	Composition roofers' helpers.....	1.000	1.000
Machinists.....	1.500	1.500	Elevator constructors' helpers.....	1.210	1.160
Marble setters.....	1.375	1.375	Marble setters' helpers.....	.900	.825
Mosaic and terrazzo workers.....	1.500	1.500	Plasterers' laborers.....	1.250	1.250
Painters.....	1.500	1.500	Residential.....	1.000	1.000
Residential.....	1.125	1.125	Plumbers' laborers.....	1.000	1.000
Paperhangers.....	1.500	1.500	Residential.....	.750	.750
Plasterers.....	1.750	1.750	Steam fitters' helpers.....	1.000	1.000
Residential.....	1.250	1.250	Refrigeration helpers (service).....	.600	.600
Plumbers:			Sprinkler fitters' helpers.....	1.000	.875
Agreement A.....	1.625	1.625	Terrazzo helpers.....	1.000	.925
Residential.....	1.125	1.125	Base-machine operators.....	1.100	1.025
Agreement B.....	1.125	1.000	Tile layers' helpers.....	.925	.850
Roofers, composition.....	1.500	1.500	Residential.....	.850	.850
Foremen.....	1.625	1.625			
Roofers, slate and tile.....	1.750	1.750			
Precast slate.....	1.875	1.875			

ST. PAUL, MINN.

<i>Journeyman</i>			<i>Journeyman—Continued</i>		
Asbestos workers.....	\$1.500	\$1.500	Plumbers.....	\$1.500	\$1.250
Boilermakers.....	1.700	1.500	Roofers, composition.....	1.300	1.200
Bricklayers.....	1.500	1.375	Foremen.....	1.400	1.300
Carpenters.....	1.375	1.250	Roofers, slate and tile.....	1.500	1.200
Cement finishers.....	1.375	1.250	Sheet-metal workers.....	1.500	1.250
Electricians (inside wiremen).....	1.500	1.350	Sign painters.....	1.500	1.500
Elevator constructors.....	1.500	1.380	Steam fitters.....	1.500	1.375
Engineers, portable and hoisting:			Sprinkler fitters.....	1.500	1.375
Group A.....	1.625	1.500	Stonemasons.....	1.500	1.375
Group B.....	1.500	1.400	Structural-iron workers.....	1.500	1.500
Group C.....	1.500	1.375	Rodmen.....	1.500	1.500
Group D.....	1.400	1.300	Tile layers.....	1.375	1.325
Group E.....	1.350	1.200			
Group F.....	1.300	1.250	<i>Helpers and laborers</i>		
Group G.....	1.250	1.200	Bricklayers' tenders.....	1.025	.850
Group H.....	1.200	1.200	Building laborers.....	.925	.850
Glaziers.....	1.250	1.050	Composition roofers' helpers.....	.850	.825
Lathers.....	1.500	1.500	Kettlemen.....	1.000	.900
Machinists.....	1.375	1.250	Elevator constructors' helpers.....	1.050	.970
Marble setters.....	1.325	1.325	Marble setters' helpers.....	.900	.850
Mosaic and terrazzo workers.....	1.300	1.300	Plasterers' laborers.....	1.200	1.150
Painters.....	1.350	1.250	Plumbers' laborers.....	.925	.850
Structural steel and swing stage.....	1.450	1.350	Sprinkler fitters' helpers.....	.875	.770
Spray.....	1.500	1.500	Terrazzo workers' helpers.....	.850	.850
Paperhangers.....	1.350	1.250	Base-machine operators.....	.975	.975
Plasterers.....	1.620	1.500	Tile layers' helpers.....	.900	.800

See footnotes at end of table (p. 63).

TABLE 16.—Union Wage Scales for Building Trades in 75 Cities, July 1, 1942, and June 1, 1941—Continued

SALT LAKE CITY, UTAH

Occupation	July 1, 1942	June 1, 1941	Occupation	July 1, 1942	June 1, 1941
<i>Journeyman</i>			<i>Journeyman—Continued</i>		
Asbestos workers.....	\$1.250	-----	Paperhangers.....	\$1.250	\$1.000
Boilermakers.....	1.500	\$1.250	Plasterers.....	1.500	1.500
Bricklayers.....	1.500	1.375	Plumbers.....	1.500	1.250
Carpenters.....	1.375	1.250	Roofers, composition.....	1.250	.900
Cement finishers.....	1.250	1.125	Foremen.....	1.375	1.000
Electricians (inside wiremen).....	1.500	1.250	Roofers, slate and tile.....	1.250	1.000
Elevator constructors.....	1.350	1.125	Sheet-metal workers.....	1.375	1.100
Engineers, portable and hoisting:			Sign painters.....	1.125	1.125
Group A.....	1.750	-----	Steam fitters.....	1.500	1.250
Group B.....	1.650	-----	Structural-iron workers.....	1.500	1.375
Group C.....	1.625	-----	Rodmen.....	1.375	1.250
Group D.....	1.600	-----	Tile layers.....	1.250	1.125
Group E.....	1.500	-----			
Group F.....	1.375	-----	<i>Helpers and laborers</i>		
Group G.....	1.250	-----	Bricklayers' tenders.....	1.125	1.000
Group H.....	1.125	-----	Building laborers.....	.750	.750
Glaziers.....	1.125	1.000	Concrete laborers.....	.850	-----
Lathers:			Composition roofers' helpers.....	.800	.800
Metal.....	1.500	1.500	Marble setters' helpers.....	.750	.750
Wood.....	1.250	1.250	Plasterers' laborers.....	1.250	1.250
Machinists.....	1.500	1.125	Tile layers' helpers.....	.750	.750
Marble setters.....	1.250	1.125			
Painters.....	1.250	1.000			
Swing stage.....	1.375	1.250			
Spray.....	1.750	1.500			
Structural steel.....	1.375	-----			

SAN ANTONIO, TEX.

Occupation	July 1, 1942	June 1, 1941	Occupation	July 1, 1942	June 1, 1941
<i>Journeyman</i>			<i>Journeyman—Continued</i>		
Asbestos workers.....	\$1.625	\$1.500	Roofers, composition.....	\$1.125	\$1.000
Bricklayers.....	1.650	1.500	Roofers, slate and tile.....	1.250	1.250
Carpenters.....	1.250	1.125	Sheet-metal workers.....	1.500	1.500
Cement finishers.....	1.500	1.500	Sign painters.....	1.063	1.063
Electricians (inside wiremen).....	1.500	1.250	Steam fitters.....	1.500	1.500
Elevator constructors.....	1.500	1.450	Stonemasons.....	1.650	1.500
Engineers, portable and hoisting:			Structural-iron workers.....	1.500	1.500
Group A.....	1.375	1.375	Rodmen.....	1.250	1.250
Group B.....	1.375	1.125	Tile layers.....	1.250	1.250
Group C.....	1.125	1.125			
Lathers.....	1.500	1.500	<i>Helpers and laborers</i>		
Machinists.....	1.500	1.500	Bricklayers' tenders.....	.500	.500
Marble setters.....	1.500	1.500	Mortar mixers.....	.650	.650
Mosaic and terrazzo workers.....	1.500	1.500	Building laborers.....	.500	.500
Painters.....	1.125	1.000	Common laborers.....	.500	.400
Spray.....	1.250	1.250	Composition roofers' helpers.....	.650	.600
Stage and structural steel.....	1.250	-----	Elevator constructors' helpers.....	1.050	1.010
Paperhangers.....	1.125	1.000	Plasterers' laborers.....	.650	.650
Plasterers.....	1.500	1.500	Plumbers' laborers.....	.500	.500
Plumbers.....	1.500	1.500			

TABLE 16.—Union Wage Scales for Building Trades in 75 Cities, July 1, 1942, and June 1, 1941—Continued

SAN FRANCISCO, CALIF.³

Occupation	July 1, 1942	June 1, 1941	Occupation	July 1, 1942	June 1, 1941
<i>Journeyman</i>			<i>Journeyman—Continued</i>		
Asbestos workers.....	\$1.500	\$1.250	Paperhangers.....	\$1.500	\$1.250
Boilermakers.....	1.650	1.500	Plasterers.....	1.750	1.667
Bricklayers.....	1.875	1.750	Plumbers and gas fitters.....	1.700	1.525
Carpenters.....	1.440	1.250	Roofers, composition.....	1.500	1.250
Millwrights.....	1.563	-----	Foremen.....	1.625	1.375
Floor layers.....	1.500	-----	Roofers, slate and tile.....	1.500	1.250
Wharf and bridge.....	1.540	1.400	Sheet-metal workers.....	1.500	1.250
Cement finishers.....	1.500	1.250	Sign painters.....	1.714	1.714
Composition finishers.....	1.625	1.375	Steam fitters.....	1.700	1.500
Electricians (inside wiremen).....	1.700	1.500	Sprinkler fitters.....	1.500	1.375
Fixture hangers.....	1.500	1.125	Refrigeration fitters:		
Elevator constructors.....	1.690	1.610	High pressure.....	1.700	1.500
Engineers, portable and hoisting:			Low pressure.....	1.250	1.125
Group A.....	2.000	2.000	Stonemasons.....	1.250	1.250
Group B.....	1.750	1.750	Stonemasons.....	1.875	1.750
Group C.....	1.750	1.500	Structural-iron workers.....	1.750	1.600
Group D.....	1.625	1.625	Finishers.....	1.600	1.313
Group E.....	1.625	1.500	Rodmen.....	1.500	1.313
Group F.....	1.500	1.500	Tile layers.....	1.500	1.375
Group G.....	1.500	1.250			
Group H.....	1.375	1.250	<i>Helpers and laborers</i>		
Group I.....	1.250	1.250	Bricklayers' tenders.....	1.400	1.250
Group J.....	1.200	1.000	Building laborers.....	.950	.860
Glaziers.....	1.300	1.250	Elevator constructors' helpers.....	1.060	1.010
Granite cutters.....	1.250	1.125	Marble setters' helpers.....	.906	.813
Lathers:			Plasterers' laborers.....	1.500	1.400
Metal or class A wood.....	1.750	1.600	Steam fitters' helpers.....	.750	.760
Class B wood.....	1.500	1.350	Sprinkler fitters' helpers.....	.875	.770
Machinists.....	1.530	1.375	Tile layers' helpers.....	1.063	.938
Marble setters.....	1.438	1.313			
Mosaic and terrazzo workers.....	1.250	1.250			
Painters.....	1.500	1.250			
Structural steel.....	1.750	1.500			

SCRANTON, PA.³

Occupation	July 1, 1942	June 1, 1941	Occupation	July 1, 1942	June 1, 1941
<i>Journeyman</i>			<i>Journeyman—Continued</i>		
Asbestos workers.....	\$1.500	\$1.375	Glaziers.....	\$0.950	\$0.900
Bricklayers.....	1.500	1.500	Lathers.....	1.375	1.375
Carpenters.....	1.125	1.125	Marble setters.....	1.500	1.500
Cement finishers.....	1.200	1.200	Mosaic and terrazzo workers.....	1.600	1.500
Electricians (inside wiremen).....	1.500	1.250	Painters.....	1.250	1.125
Elevator constructors.....	1.500	1.400	Paperhangers.....	1.250	1.125
Engineers, portable and hoisting:			Plasterers.....	1.500	1.500
Group A—			Plumbers.....	1.250	1.250
Daily unit.....	2.250	2.250	Roofers, composition.....	1.250	1.125
Weekly unit.....	2.000	2.000	Roofers, slate and tile.....	1.250	1.125
Group B—			Sheet-metal workers.....	1.250	1.250
Daily unit.....	2.050	2.050	Sign painters.....	1.250	1.125
Weekly unit.....	1.925	1.925	Steam fitters.....	1.250	1.200
Group C—			Stonemasons.....	1.500	1.500
Daily unit.....	1.975	1.975	Structural-iron workers.....	1.750	1.650
Weekly unit.....	1.850	1.850	Rodmen.....	1.650	1.500
Group D—			Tile layers.....	1.425	1.425
Daily unit.....	1.925	1.925			
Weekly unit.....	1.800	1.800	<i>Helpers and laborers</i>		
Group E—			Bricklayers' tenders.....	.800	.700
Daily unit.....	1.900	1.900	Building laborers.....	.800	.700
Weekly unit.....	1.650	1.650	Composition roofers' helpers.....	.875	.750
Group F—			Elevator constructors' helpers.....	1.050	.980
Daily unit.....	1.780	1.780	Marble setters' helpers.....	.925	.925
Weekly unit.....	1.650	1.650	Plasterers' laborers.....	1.000	.700
Group G—			Plumbers' laborers.....	.800	.700
Daily unit.....	1.500	1.500	Steam fitters' helpers.....	.750	.625
Weekly unit.....	1.375	1.375	Terrazzo workers' helpers.....	.925	.925
Group H—			Tile layers' helpers.....	.925	.925
Daily unit.....	1.100	1.100			
Weekly unit.....	1.000	1.000			
Group I—					
Daily unit.....	1.780	1.780			
Weekly unit.....	1.650	1.650			

See footnotes at end of table (p. 63).

TABLE 16.—Union Wage Scales for Building Trades in 75 Cities, July 1, 1942, and June 1, 1941—Continued

SEATTLE, WASH.

Occupation	July 1, 1942	June 1, 1941	Occupation	July 1, 1942	June 1, 1941
<i>Journeyman</i>			<i>Journeyman—Continued</i>		
Asbestos workers.....	\$1.515	\$1.450	Marble setters.....	\$1.615	\$1.550
Boilermakers.....	1.615	1.550	Mosaic and terrazzo workers.....	1.465	1.400
Bricklayers.....	1.715	1.650	Painters.....	1.415	1.350
Sewer and tunnel.....	1.840	1.775	Structural steel.....	1.540	1.475
Carpenters.....	1.415	1.350	Spray.....	2.065
Wharf and bridge.....	1.465	1.400	Paperhangers.....	1.415	1.350
Boommen.....	1.515	1.450	Plasterers.....	1.715	1.650
Cement finishers.....	1.415	1.350	Plumbers.....	1.615	1.550
Composition finishers.....	1.465	1.415	Roofers, composition.....	1.415	1.350
Paving finishers or ribbon setters.....	1.600	1.500	Roofers, slate and tile.....	1.415	1.350
Electricians (inside wiremen).....	1.515	1.550	Sheet-metal workers.....	1.565	1.500
Fixture hangers.....	1.250	1.250	Sign painters.....	1.715	1.650
Elevator constructors.....	1.655	1.590	Steam fitters.....	1.615	1.550
Engineers, portable and hoisting:			Refrigerator fitters:		
Group A.....	2.000	1.850	Service.....	1.375	1.150
Group B.....	2.000	1.750	Installation.....	1.615	1.550
Group C.....	1.950	Stonemasons.....	1.715	1.650
Group D.....	1.900	Structural-iron workers.....	1.615	1.550
Group E.....	1.850	1.750	Rodmen.....	1.415	1.350
Group F.....	1.750	1.650	Tile layers.....	1.465	1.400
Group G.....	1.750	1.625			
Group H.....	1.700	<i>Helpers and laborers</i>		
Group I.....	1.650	Bricklayers' tenders.....	1.265	1.200
Group J.....	1.600	1.500	Building laborers.....	1.015	.950
Group K.....	1.500	Elevator constructors' helpers.....	1.160	1.113
Group L.....	1.450	Marble setters' helpers.....	1.015	.950
Glaziers:			Plasterers' laborers.....	1.265	1.200
Outside.....	1.365	1.300	Plumbers' laborers.....	1.015	.950
Inside.....	1.265	1.200	Tile layers' helpers.....	1.015	.950
Granite cutters.....	1.063	1.000			
Lathers.....	1.615	1.550			

SOUTH BEND, IND.³

<i>Journeyman</i>			<i>Journeyman—Continued</i>		
Asbestos workers.....	\$1.500	\$1.325	Roofers, composition.....	\$1.500	\$1.350
Boilermakers.....	1.700	1.700	Foremen.....	1.650	1.500
Bricklayers.....	1.750	1.625	Roofers, slate and tile.....	1.500	1.350
Carpenters.....	1.500	1.375	Sheet-metal workers.....	1.500	1.375
Cement finishers.....	1.500	1.375	Sign painters.....	1.300	1.250
Electricians (inside wiremen):			Steam fitters:		
Contracts under \$15,000.....	1.500	1.250	Contracts under \$20,000.....	1.500	1.375
Contracts over \$15,000.....	1.625	1.500	Contracts over \$20,000.....	1.625	1.500
Elevator constructors.....	1.380	1.330	Stonemasons.....	1.750	1.625
Engineers, portable and hoisting:			Structural-iron workers.....	1.625	1.625
Group A.....	1.625	1.500	Rodmen.....	1.625	1.625
Group B.....	1.500	1.350	Tile layers.....	1.750	1.625
Group C.....	1.375	1.250			
Glaziers.....	1.400	1.250	<i>Helpers and laborers</i>		
Lathers.....	1.500	1.500	Bricklayers' tenders.....	1.000	.850
Mosaic and terrazzo workers.....	1.750	1.625	Mortar mixers.....	1.150	1.000
Painters:			Building laborers.....	1.000	.850
Agreement A.....	1.250	Composition roofers' helpers.....	1.000	.850
Residential.....	1.100	Elevator constructors' helpers.....	.940	.940
Agreement B.....	1.300	1.150	Plasterers' laborers.....	1.150	1.000
Spray and structural steel.....	1.500	1.400	Terrazzo workers' helpers.....	1.250	1.150
Paperhangers.....	1.300	1.150	Base-machine operators.....	1.350	1.250
Plasterers.....	1.625	1.500			
Plumbers:					
Agreement A—					
First class.....	1.350			
Second class.....	1.150			
Agreement B—					
Contracts under \$20,000.....	1.500	1.375			
Contracts over \$20,000.....	1.625	1.500			

See footnotes at end of table (p. 63).

TABLE 16.—Union Wage Scales for Building Trades in 75 Cities, July 1, 1942, and June 1, 1941—Continued

SPOKANE, WASH.

Occupation	July 1, 1942	June 1, 1941	Occupation	July 1, 1942	June 1, 1941
<i>Journeyman</i>			<i>Journeyman—Continued</i>		
Asbestos workers.....	\$1.500	\$1.500	Plumbers.....	\$1.550	\$1.550
Boilermakers.....	1.650	1.375	Roofers, composition.....	1.250	1.000
Bricklayers.....	1.750	1.500	Foremen.....	1.375	1.250
Carpenters.....	1.400	1.250	Kettleman.....	.950	.825
Cement finishers.....	1.675	1.675	Roofers, slate and tile.....	1.500	1.250
Electricians (inside wiremen).....	1.550	1.375	Sheet-metal workers.....	1.500	1.250
Elevator constructors.....	1.645	1.485	Sign painters.....	1.650	1.250
Engineers, portable and hoisting:			Steamfitters.....	1.550	1.550
Group A.....	1.750	1.625	Stonemasons.....	1.750	1.500
Group B.....	1.650	1.625	Structural-iron workers.....	1.625	1.500
Group C.....	1.500	1.500	Rodmen.....	1.375	1.300
Group D.....	1.375	1.375	Tile layers.....	1.600	1.500
Group E.....	1.750	-----			
Group F.....	1.500	-----	<i>Helpers and laborers</i>		
Group G.....	1.250	-----	Bricklayers' tenders.....	1.200	1.100
Glaziers.....	1.250	1.100	Building laborers.....	1.000	.800
Lathers.....	1.625	1.500	Elevator constructors' helpers.....	1.150	1.040
Machinists.....	1.500	1.250	Marble setters' helpers.....	1.100	.900
Painters.....	1.400	1.250	Plasterers' laborers.....	1.300	1.167
Spray.....	1.750	1.600	Terrazzo workers' helpers.....	1.100	.900
Paperhangers.....	1.400	1.250	Tile layers' helpers.....	1.100	.900
Plasterers.....	1.750	1.675			

SPRINGFIELD, MASS.³

Occupation	July 1, 1942	June 1, 1941	Occupation	July 1, 1942	June 1, 1941
<i>Journeyman</i>			<i>Journeyman—Continued</i>		
Asbestos workers.....	\$1.500	\$1.375	Roofers, composition.....	\$1.375	\$1.375
Bricklayers.....	1.625	1.625	Roofers, slate and tile.....	1.375	1.375
Carpenters.....	1.500	1.250	Sheet-metal workers.....	1.500	1.500
Cement finishers.....	1.625	1.625	Steam and sprinkler fitters.....	1.500	1.375
Electricians (inside wiremen).....	1.500	1.375	Stonecutters:		
Elevator constructors.....	1.550	1.480	Outside.....	1.500	1.500
Engineers, portable and hoisting:			Inside.....	1.250	-----
Group A.....	1.650	1.650	Stonemasons.....	1.625	1.625
Group B.....	1.350	1.350	Structural-iron workers.....	1.650	1.500
Group C.....	1.250	1.250	Rodmen.....	1.650	1.500
Group D.....	1.100	1.100	Tile layers.....	1.625	1.625
Group E.....	.975	.975			
Group F.....	.850	.850	<i>Helpers and laborers</i>		
Glaziers.....	1.375	1.375	Bricklayers' tenders.....	1.000	1.000
Granite cutters.....	1.125	1.125	Building laborers.....	.750	.650
Lathers.....	1.500	1.500	Composition roofers' helpers.....	.750	.750
Marble setters.....	1.625	1.625	Elevator constructors' helpers.....	1.085	1.030
Mosaic and terrazzo workers.....	1.625	1.625	Marble setters' helpers.....	1.000	1.000
Painters.....	1.375	1.250	Plasterers' laborers.....	1.000	1.000
Fresco.....	1.375	1.375	Steam and sprinkler fitters' helpers.....	.850	.850
Paperhangers.....	1.375	1.250	Terrazzo workers' helpers.....	1.000	1.000
Plasterers.....	1.625	1.625	Tile layers' helpers.....	1.000	1.000
Plumbers and gas fitters.....	1.500	1.375			

See footnotes at end of table (p. 63).

TABLE 16.—Union Wage Scales for Building Trades in 75 Cities, July 1, 1942, and June 1, 1941—Continued

TAMPA, FLA.

Occupation	July 1, 1942	June 1, 1941	Occupation	July 1, 1942	June 1, 1941
<i>Journeyman</i>			<i>Journeyman—Continued</i>		
Asbestos workers.....	\$1.500	\$1.250	Plasterers.....	\$1.500	\$1.250
Bricklayers.....	1.500	1.250	Plumbers.....	1.500	1.500
Carpenters.....	1.125	1.000	Roofers, composition.....	1.000	-----
Cement finishers.....	1.000	1.000	Roofers, slate and tile.....	1.120	-----
Electricians (inside wiremen).....	1.500	1.375	Sheet-metal workers.....	1.250	1.150
Elevator constructors.....	1.400	1.325	Sign painters.....	1.000	1.000
Engineers, portable and hoisting:			Steam fitters.....	1.500	1.500
Group A.....	1.500	1.250	Structural-iron workers.....	1.500	1.500
Group B.....	1.500	1.125	Rodmen.....	1.375	1.375
Group O.....	1.350	1.000	Tile layers.....	1.250	1.250
Group D.....	1.250	1.250			
Group E.....	1.250	1.125	<i>Helpers and laborers</i>		
Group F.....	1.125	1.000	Bricklayers' tenders.....	.600	.500
Group G.....	1.000	1.000	Building laborers.....	.500	.400
Group H.....	1.000	.850	Concrete workers.....	.600	.500
Glaziers.....	1.000	.880	Composition roofers' helpers.....	.600	.500
Lathers.....	1.500	1.250	Elevator constructors' helpers.....	.950	.950
Painters.....	1.200	1.000	Plasterers' laborers.....	.600	.500
Spray.....	1.600	1.500	Plumbers' laborers.....	.600	.500
Structural steel.....	1.500	1.250	Steam fitters' helpers.....	.600	.500
Paperhangers.....	1.200	1.000			

TOLEDO, OHIO

Occupation	July 1, 1942	June 1, 1941	Occupation	July 1, 1942	June 1, 1941
<i>Journeyman</i>			<i>Journeyman—Continued</i>		
Asbestos workers.....	\$1.525	\$1.425	Roofers, composition:		
Boilermakers.....	1.725	1.625	Built-up moppers.....	\$1.500	\$1.350
Bricklayers.....	1.750	1.625	Built-up rollers.....	1.300	1.100
Carpenters.....	1.475	1.375	Kettlemen.....	1.200	1.000
Wharf and bridge.....	1.500	1.375	House roofers.....	1.350	1.200
Residential (1- and 2-family).....	1.125	-----	Roofers, slate and tile.....	1.500	1.350
Cement finishers.....	1.725	1.625	Sheet-metal workers.....	1.500	1.350
Electricians (inside wiremen).....	1.750	1.650	Sign painters.....	1.555	1.425
Fixture hangers.....	1.600	1.500	Steam fitters.....	1.625	1.500
Elevator constructors.....	1.710	1.610	Stonecutters.....	1.250	1.250
Engineers, portable and hoisting:			Planermen.....	1.000	1.000
Group A.....	1.725	1.625	Stonemasons.....	1.750	1.625
Group B.....	1.600	-----	Structural-iron workers.....	1.725	1.625
Group C.....	1.500	-----	Rodmen.....	1.475	1.250
Group D.....	1.475	1.375	Tile layers.....	1.500	1.500
Group E.....	1.350	-----			
Group F.....	1.250	-----	<i>Helpers and laborers</i>		
Glaziers.....	1.330	1.125	Bricklayers' tenders.....	.975	.800
Lathers.....	1.750	1.650	Mortar mixers.....	1.025	.850
Marble setters.....	1.750	1.625	Building laborers.....	.925	.750
Mosaic and terrazzo workers.....	1.250	1.250	Composition roofers' helpers.....	.850	.700
Painters.....	1.425	1.300	Elevator constructors' helpers.....	1.200	1.130
Spray.....	1.625	1.400	Marble setters' helpers.....	1.000	.800
Paperhangers.....	1.425	1.300	Plasterers' laborers.....	1.110	.960
Plasterers.....	1.750	1.650	Terrazzo workers' helpers.....	.900	.750
Plumbers.....	1.625	1.500	Tile layers' helpers.....	.900	.900

TABLE 16.—Union Wage Scales for Building Trades in 75 Cities, July 1, 1942, and June 1, 1941—Continued

WASHINGTON, D. C.

Occupation	July 1, 1942	June 1, 1941	Occupation	July 1, 1942	June 1, 1941
<i>Journeyman</i>			<i>Journeyman—Continued</i>		
Asbestos workers.....	\$1.750	\$1.750	Steam fitters.....	\$1.750	\$1.750
Boilermakers.....	1.750	1.500	Refrigeration and oil-burner fitters.....	1.250	1.250
Bricklayers.....	1.750	1.750	Sprinkler fitters.....	1.500	1.375
Residential.....	1.625	1.375	Stonemasons:		
Carpenters.....	1.625	1.625	Inside:		
Cement finishers.....	1.500	1.500	Fitters and trimmers.....	1.125	1.125
Electricians (inside wiremen).....	2.000	1.800	Carvers.....	1.375	1.375
Speculative.....	1.250	1.000	Machine planermen.....	.975	.975
Elevator constructors.....	1.900	1.900	Outside:		
Engineers, portable and hoisting:			Fitters and trimmers.....	1.500	1.500
Group A.....	2.000	2.000	Carvers.....	1.750	1.750
Group B.....	1.750	1.750	Stonemasons.....	1.750	1.750
Group C.....	1.600	1.600	Structural-iron workers.....	2.000	2.000
Group D.....	1.500	1.500	Rodmen.....	1.625	1.625
Group E.....	1.250	1.250	Tile layers.....	1.500	1.500
Glaziers.....	1.650	1.500			
Granite cutters.....	1.500	1.500	<i>Helpers and laborers</i>		
Lathers.....	1.750	1.750	Bricklayers' tenders.....	.875	.850
Marble setters.....	1.750	1.750	Building laborers.....	.875	.850
Mosaic and terrazzo workers.....	1.500	1.500	Residential and apartment houses.....	.650	
Painters.....	1.714	1.714	Composition roofers' helpers.....	.875	.800
Bridge and structural steel.....	2.000	2.000	Elevator constructors' helpers.....	1.350	1.350
Spray.....	2.000	2.000	Marble setters' helpers.....	1.000	1.000
Paperhangers.....	1.000	1.000	Plasterers' laborers.....	1.150	1.050
Plasterers.....	2.000	2.000	Plumbers' laborers.....	.925	.875
Plumbers.....	1.750	1.650	Sprinkler fitters' helpers.....	.875	.770
Roofers, composition.....	1.250	1.150	Terrazzo workers' helpers.....	1.000	1.000
Foremen.....	1.550	1.450	Terrazzo grinders.....	1.100	1.100
Roofers, slate and tile.....	1.750	1.750	Tile layers' helpers.....	1.000	1.000
Sheet-metal workers.....	1.750	1.625			
Sign painters.....	1.625	1.500			

WICHITA, KANS.

Occupation	July 1, 1942	June 1, 1941	Occupation	July 1, 1942	June 1, 1941
<i>Journeyman</i>			<i>Journeyman—Continued</i>		
Asbestos workers.....	\$1.400	\$1.250	Paperhangers.....	\$1.125	\$0.875
Bricklayers.....	1.500	1.375	Plasterers.....	1.500	1.375
Carpenters.....	1.125	1.063	Plumbers.....	1.500	1.250
Cement finishers.....	1.250	1.250	Roofers, composition.....	1.125	.875
Electricians (inside wiremen):			Foremen.....	1.250	1.000
Contracts over \$3,000.....	1.500	1.000	Roofers, slate and tile.....	1.125	.875
Contracts under \$3,000.....	1.250	1.000	Sheet-metal workers.....	1.250	1.125
Elevator constructors.....	1.450	1.150	Steam fitters.....	1.500	1.250
Engineers, portable and hoisting:			Structural-iron workers.....	1.250	1.250
Group A.....	1.500	-----	Rodmen.....	1.250	1.250
Group B.....	1.375	-----			
Group C.....	1.250	-----	<i>Helpers and laborers</i>		
Group D.....	1.110	-----	Bricklayers' tenders.....	.650	.500
Group E.....	.900	-----	Hod carriers, brick.....	.775	.625
Glaziers.....	1.125	1.000	Building laborers.....	.650	.500
Lathers.....	1.500	1.500	Elevator constructors' helpers.....	1.015	.810
Machinists.....	1.250	1.250	Plasterers' laborers.....	.775	.625
Painters.....	1.000	.875			
Spray.....	1.250	1.125			

TABLE 16.—Union Wage Scales for Building Trades in 75 Cities, July 1, 1942, and June 1, 1941—Continued

WORCESTER, MASS.

Occupation	July 1, 1942	June 1, 1941	Occupation	July 1, 1942	June 1, 1941
<i>Journeyman</i>			<i>Journeyman—Continued</i>		
Bricklayers.....	\$1.625	\$1.500	Sign painters.....	\$1.125	\$1.125
Carpenters.....	1.250	1.175	Steam fitters.....	1.500	1.375
Millwrights.....	1.250	900	Stonemasons.....	1.625	1.500
Cement finishers.....	1.625	1.500	Structural-iron workers.....	1.650	1.500
Electricians (inside wiremen).....	1.500	1.250	Rodmen.....	1.650	1.500
Elevator constructors.....	1.500	1.425	Tile layers.....	1.625	1.500
Glaziers.....	1.125	1.125			
Lathers.....	1.500	1.500	<i>Helpers and laborers</i>		
Marble setters.....	1.625	1.500	Bricklayers' tenders.....	1.000	.900
Mosaic and terrazzo workers.....	1.625	1.500	Building laborers.....	.800	.700
Painters.....	1.125	1.125	Elevator constructors' helpers.....	1.050	1.000
Paperhangers.....	1.125	.950	Plasterers' laborers.....	1.000	1.000
Plumbers.....	1.500	1.375			
Plasterers.....	1.625	1.500			

YORK, PA.³

Occupation	July 1, 1942	June 1, 1941	Occupation	July 1, 1942	June 1, 1941
<i>Journeyman</i>			<i>Journeyman—Continued</i>		
Asbestos workers.....	\$1.500	\$1.375	Engineers, portable and hoisting—Continued.		
Bricklayers.....	1.375	1.250	Group I—		
Carpenters.....	1.000	1.000	Daily unit.....	\$1.780	\$1.780
Cement finishers.....	1.500	1.250	Weekly unit.....	1.650	1.650
Electricians (inside wiremen).....	1.125	1.000	Glaziers.....	1.100	1.100
Engineers, portable and hoisting:			Mosaic and terrazzo workers.....	1.250	1.250
Group A—			Painters.....	1.000	.850
Daily unit.....	2.250	2.250	Paperhangers.....	1.000	.850
Weekly unit.....	2.000	2.000	Plasterers.....	1.500	1.250
Group B—			Plumbers.....	1.125	1.000
Daily unit.....	2.050	2.050	Roofers, composition.....	1.000	1.000
Weekly unit.....	1.925	1.925	Roofers, slate and tile.....	1.250	1.000
Group C—			Sheet-metal workers.....	1.250	1.050
Daily unit.....	1.975	1.975	Steam fitters.....	1.125	1.000
Weekly unit.....	1.850	1.850	Stonemasons.....	1.375	1.250
Group D—			Tile layers.....	1.250	1.250
Daily unit.....	1.925	1.925			
Weekly unit.....	1.800	1.800	<i>Helpers and laborers</i>		
Group E—			Bricklayers' tenders.....	.850	.750
Daily unit.....	1.900	1.900	Building laborers.....	.650	.600
Weekly unit.....	1.650	1.650	Composition roofers' helpers.....	.750	.600
Group F—			Marble setters' helpers.....	.700	-----
Daily unit.....	1.780	1.780	Plasterers' laborers.....	.850	.850
Weekly unit.....	1.650	1.650	Plumbers' laborers.....	.750	.650
Group G—			Steam fitters' helpers.....	.750	.650
Daily unit.....	1.500	1.500	Terrazzo workers' helpers.....	.700	-----
Weekly unit.....	1.375	1.375	Tile layers' helpers.....	.700	-----
Group H:					
Daily unit.....	1.100	1.100			
Weekly unit.....	1.000	1.000			

See footnotes at end of table.

TABLE 16.—Union Wage Scales for Building Trades in 75 Cities, July 1, 1942, and June 1, 1941—Continued

YOUNGSTOWN, OHIO

Occupation	July 1, 1942	June 1, 1941	Occupation	July 1, 1942	June 1, 1941
<i>Journeyman</i>			<i>Journeyman—Continued</i>		
Asbestos workers.....	\$1.625	\$1.500	Roofers, slate and tile.....	\$1.350	\$1.200
Boilermakers.....	1.750	1.500	Sheet-metal workers.....	1.575	1.450
Bricklayers.....	1.750	1.625	Sign painters.....	1.500	1.250
Carpenters.....	1.475	1.350	Steam fitters.....	1.625	1.500
Cement finishers.....	1.450	1.350	Stonemasons.....	1.750	1.625
Electricians (inside wiremen).....	1.650	1.500	Structural-iron workers.....	1.750	1.750
Elevator constructors.....	1.710	1.500	Rodmen.....	1.750	1.750
Engineers, portable and hoisting:			Tile layers.....	1.375	1.250
Group A.....	1.750	1.625			
Group B.....	1.313	1.250	<i>Helpers and laborers</i>		
Glaziers.....	1.550	1.400	Bricklayers' tenders.....	.800	.800
Lathers.....	1.750	1.500	Building laborers.....	.750	.750
Marble setters.....	1.375	1.250	Elevator constructors' helpers.....	1.210	1.050
Mosaic and terrazzo workers.....	1.375	1.250	Marble setters' helpers.....	1.000	.900
Painters.....	1.400	1.300	Plasterers' laborers.....	.900	.900
Paperhangers.....	1.400	1.300	Plumbers' laborers.....	.850	.850
Plasterers.....	1.750	1.625	Terrazzo workers' helpers.....	1.000	.900
Plumbers.....	1.625	1.500	Tile layers' helpers.....	1.000	.900
Roofers, composition.....	1.350	1.200			
Foremen.....	1.550	1.350			

¹ \$1.750 per hour when accelerating material is used.

² Straight time rate given. Broken time, \$1.700 per hour.

³ See appendix, p. 64, for a listing of new scales, effective after July 1, 1942, which have come to the attention of the Bureau of Labor Statistics.

⁴ No helper or laborer scales established.

⁵ Straight time rate given. Broken time, \$1.600 per hour.

⁶ Straight time rate given. Broken time, \$1.800 per hour.

⁷ Straight time rate given. Broken time, \$1.650 per hour.

⁸ Piece work; \$1.45 per bundle (limit 900 lath per day).

⁹ Piece rate.

¹⁰ Straight time rate given. Broken time, \$2.000 per hour.

¹¹ Straight time rate given. Broken time, \$1.750 per hour.

¹² Includes Rock Island, Ill., Davenport, Iowa, and Moline, Ill.

¹³ Or piece rate of \$9.00 per 1,000 lath.

¹⁴ Or piece rate of \$6.50 per 1,000 lath.

¹⁵ Straight time rate given. Broken time, \$1.600 per hour.

APPENDIX

Changes in Rates After July 1, 1942

In a number of instances changes in wage scales had been agreed upon which were to take effect after the date of this survey. All such new scales which were reported to the Bureau of Labor Statistics are listed below, with the dates effective.

Buffalo, N. Y.

Plasterers: \$1.750, July 6, 1942.

Charleston, S. C.

Glaziers: \$1.000, August 1, 1942.
Painters: \$1.000, August 1, 1942.
Paperhangers: \$1.000, August 1, 1942.

Chicago, Ill.

Marble setters: \$1.700, July 24, 1942.
Mosaic and terrazzo workers: \$1.700, September 1, 1942.
Marble setters' helpers: \$1.175, July 24, 1942.
Terrazzo workers' helpers: \$1.150, September 1, 1942.
Base-machine operators: \$1.250, September 1, 1942.

Cincinnati, Ohio

Marble setters' helpers: \$1.075, October 8, 1942.

Denver, Colo.

Structural-iron workers: \$1.500, July 13, 1942.
Rodmen: \$1.500, July 13, 1942.

Des Moines, Iowa

Bricklayers' tenders: \$0.800, July 17, 1942.
Building laborers: \$0.800, July 17, 1942.
Plasterers' laborers: \$0.975, July 17, 1942.

Houston, Tex.

Structural-iron workers, finishers: \$1.625, August 1, 1942.
Rodmen: \$1.375, August 1, 1942.

Indianapolis, Ind.

Elevator constructors: \$1.640, August 7, 1942.
Elevator constructors' helpers: \$1.150, August 7, 1942.
Terrazzo workers' helpers: \$1.000, August 1, 1942.
Base-machine operators: \$1.150, August 1, 1942.

Louisville, Ky.

Elevator constructors: \$1.610, August 1, 1942.
Sheet-metal workers: \$1.425, November 1, 1942.
Structural-iron workers: \$1.750, November 1, 1942.
Rodmen: \$1.500, November 1, 1942.
Elevator constructors' helpers: \$1.125, August 1, 1942.

Milwaukee, Wis.

Terrazzo workers' helpers: \$1.100, September 1, 1942.
 Base-machine operators: \$1.200, September 1, 1942.

Minneapolis, Minn.

Tile layers' helpers: \$0.950, August 1, 1942

Mobile, Ala.

Painters: \$1.250, August 1, 1942.
 Swing stage and structural steel: \$1.500, August 1, 1942.
 Paperhangers: \$1.350, August 1, 1942.
 Sign painters: \$1.625, August 1, 1942.

Newark, N. J.

Roofers, composition: \$1.850, July 13, 1942.
 Foremen: \$2.000, July 13, 1942.
 Sheet-metal workers: \$2.000, December 1, 1942.

New York, N. Y.

Roofers, slate and tile, Union A: \$2.000, October 1, 1942.
 Steamfitters' helpers, residential: \$1.500, July 16, 1942.

Philadelphia, Pa.

Elevator constructors: \$1.880, July 13, 1942.
 Painters: \$1.500, August 1, 1942.
 Steel: \$1.625, August 1, 1942.
 Plumbers: \$1.750, August 1, 1942.
 Steamfitters: \$1.750, August 1, 1942.
 Elevator constructors' helpers: \$1.320, July 13, 1942.

Phoenix, Ariz.

Glaziers: \$1.250, August 1, 1942.

Pittsburgh, Pa.

Elevator constructors: \$1.800, September 15, 1942.
 Mosaic and terrazzo workers: \$1.625, July 15, 1942.
 Elevator constructors' helpers: \$1.270, September 15, 1942.
 Terrazzo workers' helpers: \$1.250, July 15, 1942.

Portland, Maine

Elevator constructors: \$1.450, July 6, 1942.
 Elevator constructors' helpers: \$1.020, July 6, 1942.

Providence, R. I.

Steamfitters' helpers: \$0.950, August 3, 1942.

Reading, Pa.

Cement finishers: \$1.500, July 6, 1942.
 Electricians (inside wiremen), under \$20,000: \$1.375, September 1, 1942.
 Plasterers: \$1.710, July 6, 1942.

Richmond, Va.

Machinists: \$1.500, August 1, 1942.

St. Louis, Mo.

Painters: \$1.563, September 15, 1942.
 Paperhangers: \$1.563, September 15, 1942.

San Francisco, Calif.

Carpenters: \$1.500, November 1, 1942.

Millwrights: \$1.625, September 1, 1942.

Scranton, Pa.

Plumbers: \$1.375, August 24, 1942.

South Bend, Ind.

Elevator constructors: \$1.500, July 17, 1942.

Elevator constructors' helpers: \$1.050, July 17, 1942.

Springfield, Mass.

Elevator constructors: \$1.580, July 20, 1942.

Lathers: \$1.625, November 1, 1942.

Elevator constructors' helpers: \$1.110, July 20, 1942.

York, Pa.

Building laborers: \$0.700, August 1942.

Plasterers' laborers: \$0.900, August 1942.