

UNITED STATES DEPARTMENT OF LABOR

W. N. DOAK, *Secretary*

BUREAU OF LABOR STATISTICS

ETHELBERT STEWART, *Commissioner*

**BULLETIN OF THE UNITED STATES }
BUREAU OF LABOR STATISTICS } No. 553**

EMPLOYMENT AND UNEMPLOYMENT SERIES

**FLUCTUATION IN EMPLOYMENT
IN OHIO**

1914 to 1929



March, 1932

**UNITED STATES
GOVERNMENT PRINTING OFFICE
WASHINGTON : 1932**

FOR SALE BY THE SUPERINTENDENT OF DOCUMENTS, WASHINGTON, D. C.

Contents

	Page
Sources and scope of study.....	1
Part 1.—Summary:	
Completeness of material.....	7
Fluctuation of employment—	
Males.....	8
Females.....	21
Comparison of males and females.....	34
Both sexes.....	37
Unemployment of males in Ohio as approximately measured by fluctuation of employment.....	47
Part 2.—General table:	
General table.....	53
Table A.—Fluctuation in employment in industries other than mining and quarrying in Ohio, 1914 to 1929, by occupation group, industry, and sex.....	54

BULLETIN OF THE U. S. BUREAU OF LABOR STATISTICS

NO. 553

WASHINGTON

March, 1932

FLUCTUATION IN EMPLOYMENT IN OHIO 1914 TO 1929

Long-continued depressions attract general attention to the instability in the volume of employment, but there appears to be little understanding of the irregularity in the volume of employment during periods of so-called normal industrial activity. This lack of understanding is in large part due to the scanty information regarding monthly fluctuations in employment for all employees within a given area. The most comprehensive statistics on this subject for the United States are undoubtedly those contained in the employment returns for the State of Ohio, which cover practically all employees in the State over a period of years. Some of these returns have been published in annual reports of the Ohio State government; others have never been made public.

The present report brings this material together and shows the fluctuation of employment of wage earners, clerical employees, and salespeople (no traveling) in Ohio during each of the 16 years, 1914 to 1929. All industry groups are covered, with the exception of interstate transportation and governmental activities, although the coverage for agriculture and for the subgroup "domestic service," is, for reasons later explained, not so nearly complete as for other industries included.

Sources and Scope of Study

For convenience in presentation this report is divided into two parts. Part 1 offers a brief analysis and text discussion of the detailed material included in part 2 and also presents a discussion of unemployment of males in Ohio as approximated by fluctuation of employment. This part of the report was prepared by Frederick E. Croxton, Columbia University, and Fred C. Croxton, Columbus, Ohio. Part 2 includes a general table which shows the month to month fluctuation in employment of three general occupation groups—wage earners; bookkeepers, stenographers, and office clerks; and salespeople (not traveling)—in each of the seven industry groups (agriculture, construction, fisheries, manufactures, service, wholesale and retail trade, and transportation and public utilities). Detailed data for mining and quarrying, showing monthly fluctuations in employment by types of mining (coal mining, sandstone quarrying, etc.) will be found in the Monthly Labor Review of the Bureau of Labor Statistics for August, 1930 (pp. 12-23).

The data for part 2 were collected and compiled by the office of the State government of Ohio responsible for labor statistics. That office

was the department of investigation and statistics of the Industrial Commission of Ohio from 1913 to June 30, 1921. Since July 1, 1921, the name has been the division of labor statistics, Department of Industrial Relations of Ohio.¹

The statistical information was collected each year and was compiled by the Ohio department for all of the years except 1922. The material for 1922 was compiled by the United States Women's Bureau. While the compilations were made each year, the information was published by the Ohio department for only 1914, 1915, 1923, 1928, and 1929, with a summary report for 1924 and 1927 accompanying the 1928 report.²

The compilations of the Ohio material as presented in this report are for the State as a whole. The compilations on file in the division of labor statistics, Department of Industrial Relations of Ohio, contain similar material for each of the more populous counties of the State and also include data concerning classified rates of wages and total wage and salary payments.

The statistical data were furnished annually, as required by law, by employers in Ohio. The information was requested during 1914 to 1923, inclusive, of all employers of five or more persons and during 1924 to 1929 of all employers of three or more persons in all industry groups except interstate transportation and governmental activities.

The list of establishments reporting fluctuation of employment and the list of establishments carrying workmen's compensation insurance are carefully checked against each other from year to year. Compensation insurance was compulsory during 1914 to 1923 for all employers employing five or more, and since January 1, 1924, it has been compulsory for all employing three or more. Employers of less than the minimum number are permitted, but not required, to avail themselves of the provisions of the State workmen's compensation law. Employers may also carry insurance for employees in household or domestic service but are not required to do so.

Some employers with less than five (less than three from 1924 to 1929) report the statistical data each year, and comparatively few employing five or more (three or more from 1924 to 1929) fail to report. The failures to report are mostly among those employing comparatively small numbers. The lists in the workmen's compensation insurance file and in the statistical file have been expanded from year to year and represent a somewhat more nearly complete coverage during the later years than during the earlier years of the 16-year period.

¹ The work for the period covered by this report was carried on under the following chiefs of the department or division: Fred C. Croxton, Dec. 1, 1913, to June 30, 1916; George F. Miles, July 1, 1916, to Dec. 31, 1921; W. J. Biebesheimer, Jan. 3, 1922, to Mar. 3, 1923; O. W. Brach, Mar. 5, 1923, to Jan. 31, 1929; George F. Miles, Feb. 1, 1929, to Mar. 31, 1931. On Apr. 1, 1931, John Gilbert succeeded Mr. Miles as chief of the division.

² General summaries for the years 1924 to 1929, and for mining and quarrying for 1914 to 1929, were published in the Monthly Labor Review of the U. S. Bureau of Labor Statistics for April, August, and December, 1930.

TABLE 1.—Number of establishments reporting fluctuation of employment, 1914 to 1929

Industry group	1914	1915	1916	1917	1918	1919	1920	1921	1922	1923	1924	1925	1926	1927	1928	1929
Agriculture.....	153	270	363	450	520	552	586	504	519	548	732	910	1,052	1,199	1,329	1,444
Construction.....	2,004	3,219	3,963	4,372	4,273	4,747	5,382	4,890	5,005	5,853	7,364	8,407	9,145	9,724	9,942	10,155
Fisheries.....	15	25	30	34	38	41	39	27	27	26	25	23	22	21	20	21
Manufactures.....	6,749	7,890	8,299	8,600	8,858	9,011	9,652	8,632	8,408	8,701	9,125	9,502	9,704	9,880	9,937	10,035
Mining and quarrying:																
Coal mining ¹	795	827	752	1,206	1,333	1,162	1,343	1,063	1,423	1,230	1,000	899	879	853	714	679
Fire-clay mining.....	89	89	103	112	100	104	97	98	99	110	108	108	110	105	112	108
Gypsum mining.....	4	4	4	4	4	3	3	3	3	3	3	3	3	3	3	3
Limestone quarrying.....	75	92	118	112	103	99	103	113	113	120	116	119	119	114	122	121
Sandstone quarrying.....	32	50	44	50	49	44	46	42	48	51	49	43	44	46	42	33
Service.....	1,069	1,469	1,788	2,111	2,556	2,563	3,847	2,823	3,032	3,341	4,233	* 5,971	6,761	7,598	8,210	9,335
Trade, wholesale and retail.....	3,361	4,112	4,437	4,908	5,330	5,657	6,689	5,638	6,067	6,276	7,689	* 7,277	7,867	8,526	8,916	9,524
Transportation and public utilities.....	796	996	1,137	1,149	1,134	1,081	1,146	1,048	1,071	1,129	1,271	1,353	1,453	1,561	1,625	1,674
Industries not otherwise classified.....									27		25	23	22	21	20	21
Total.....	15,144	19,043	21,038	23,108	24,298	25,064	28,833	24,871	25,837	27,418	31,740	34,628	37,181	39,656	40,992	43,181

¹ The mines which are not included herein varied from 186 in 1916 to 38 in 1928, and represent cooperative mines, mines in which owners did their own work, and a few which failed to report the number of employees on the 15th of each month.

² A considerable part of the increase in number of establishments in service and of the decrease in trade, as compared with the previous year, is due to change of classification of "offices" from trade to service. This change of course also affects the number of employees.

The industry groups included are agriculture, construction, fisheries, manufactures, mining and quarrying, service, wholesale and retail trade, and transportation and public utilities. The great majority of Ohio farmers who hire help employ fewer than three persons, and therefore this report does not give a complete picture of conditions, with reference to fluctuation of employment, in agriculture. The figures in the subgroup "domestic service" also do not afford a complete report, as workmen's compensation insurance is not compulsory for such employers, and furthermore comparatively few would employ three or more in domestic service. In all other industry groups included this report gives practically a complete picture except for the very small establishment.

The total number of establishments reporting each year and the number within each industry group are shown in Table 1.

There was from year to year a fairly steady increase in number of establishments reporting, except that the number reporting for the three years, 1921 to 1923, were fewer than for 1920. Some part of the increase in 1924 was doubtless due to the change from five to three in the minimum number of employees under the compulsory insurance law as noted on a preceding page. Within each year each establishment reported for the full 12 months.

The maximum, minimum, and average number of employees for whom information was furnished in each of the 16 years are shown in Table 2. The high point in numbers covered was reached in 1929 when during the month of maximum employment 1,356,004 persons were reported.

TABLE 2.—Number of employees (both sexes) covered by reports of division of labor statistics, Department of Industrial Relations of Ohio, 1914 to 1929

Year	Maximum month	Minimum month	Average of 12 monthly reports	Year	Maximum month	Minimum month	Average of 12 monthly reports
1914.....	699,731	631,217	672,154	1922.....	1,072,712	816,354	952,311
1915.....	851,990	673,460	773,128	1923.....	1,169,640	1,052,896	1,124,383
1916.....	1,032,839	865,034	972,563	1924.....	1,134,424	1,063,262	1,095,488
1917.....	1,094,971	1,025,847	1,072,245	1925.....	1,206,246	1,086,463	1,157,779
1918.....	1,141,742	1,036,782	1,098,632	1926.....	1,259,325	1,151,739	1,210,846
1919.....	1,157,436	1,016,085	1,086,617	1927.....	1,225,049	1,152,874	1,194,148
1920.....	1,241,540	1,009,799	1,179,358	1928.....	1,282,584	1,105,408	1,218,541
1921.....	874,556	843,949	860,747	1929.....	1,356,004	1,230,724	1,306,622

PART 1.—SUMMARY

**BY FREDERICK E. CROXTON, COLUMBIA UNIVERSITY
AND FRED C. CROXTON, COLUMBUS, OHIO**

Completeness of Material

As previously noted the employment data compiled by the division of labor statistics of the Ohio State government covers practically all employees within the State except those in interstate transportation and governmental activities and those employed by employers of less than five persons prior to 1924 and of less than three persons since the beginning of 1924. The approximate completeness of the material included in this study and in the reports of the division of labor statistics of Ohio can be seen from a comparison of the division's report on the single industry group "manufactures" with the United States Census of Manufactures. The census reports do not include establishments reporting "value of products" of less than \$5,000. The reports of the division of labor statistics on the other hand include only a comparatively few establishments regularly employing fewer than three persons. The census figures would therefore include a number of small manufacturing establishments not asked to furnish information to the division of labor statistics. The census and the Ohio reports are compared for 1925, 1927, and 1929 in Table 3.

TABLE 3.—*Comparison of coverage of United States census reports on manufactures in Ohio and of reports (manufactures section only) of division of labor statistics, Department of Industrial Relations of Ohio, 1925, 1927, and 1929*

Year and report	Establishments	Wage earners (average for the year)	Amount paid in wages
1925			
United States census of manufactures.....	11, 131	676, 661	\$975, 738, 405
Ohio report.....	9, 502	651, 944	1 956, 106, 644
Difference.....	1, 629	24, 717	19, 631, 761
1927			
United States census of manufactures.....	10, 961	669, 097	968, 181, 165
Ohio report.....	9, 880	649, 111	1 950, 200, 395
Difference.....	1, 081	19, 986	17, 980, 770
1929			
United States census of manufactures ¹	11, 855	741, 143	1, 102, 166, 499
Ohio report.....	10, 035	718, 108	1 1, 076, 213, 730
Difference.....	1, 820	23, 035	25, 952, 769

¹ Amount reported paid to wage earners, and does not include amounts paid to bookkeepers, stenographers, and office clerks, salespeople (not traveling), and superintendents and managers.

² Press release, U. S. Bureau of the Census, Jan. 20, 1932.

Even with the omission from the reports of the division of labor statistics of practically all manufacturing plants regularly employing fewer than three persons (a considerable number of which would be in the United States census reports), the number of wage earners and the total amount paid in wages are not far below the census figures for manufactures in Ohio. The per cent which the division of labor statis-

tics' figures form of the census figures for each of those two items is as follows:

Year	Wage earners	Wages
1925.....	96.3	96.0
1927.....	97.0	98.1
1929.....	96.9	97.6

The present study, however, combining the reports of the division of labor statistics, includes not only wage earners but also bookkeepers, stenographers, and office clerks, and salespeople (not traveling) in agriculture, construction, fisheries, manufactures, service, wholesale and retail trade, and transportation and public utilities. In mining and quarrying all persons employed in or around the mines and quarries are included.

The amount reported paid in wages and salaries in 1929, the last year in the 16-year period, by the 43,181 establishments covered in this study is shown below. Information concerning superintendents and managers is not included in the tables in this report.

Wage earners.....	\$1, 523, 848, 976
Bookkeepers, stenographers, and office clerks....	282, 709, 980
Salespeople (not traveling).....	119, 084, 364
Superintendents and managers.....	134, 705, 187
Total.....	2, 060, 348, 507

Fluctuation of Employment of Males

Table 4 shows the fluctuation of employment of males each year when the eight industry groups are combined. The table also carries an average for each of the 16 years.

TABLE 4.—Number of males covered by reports to the division of labor statistics, Department of Industrial Relations of Ohio, 1914 to 1929

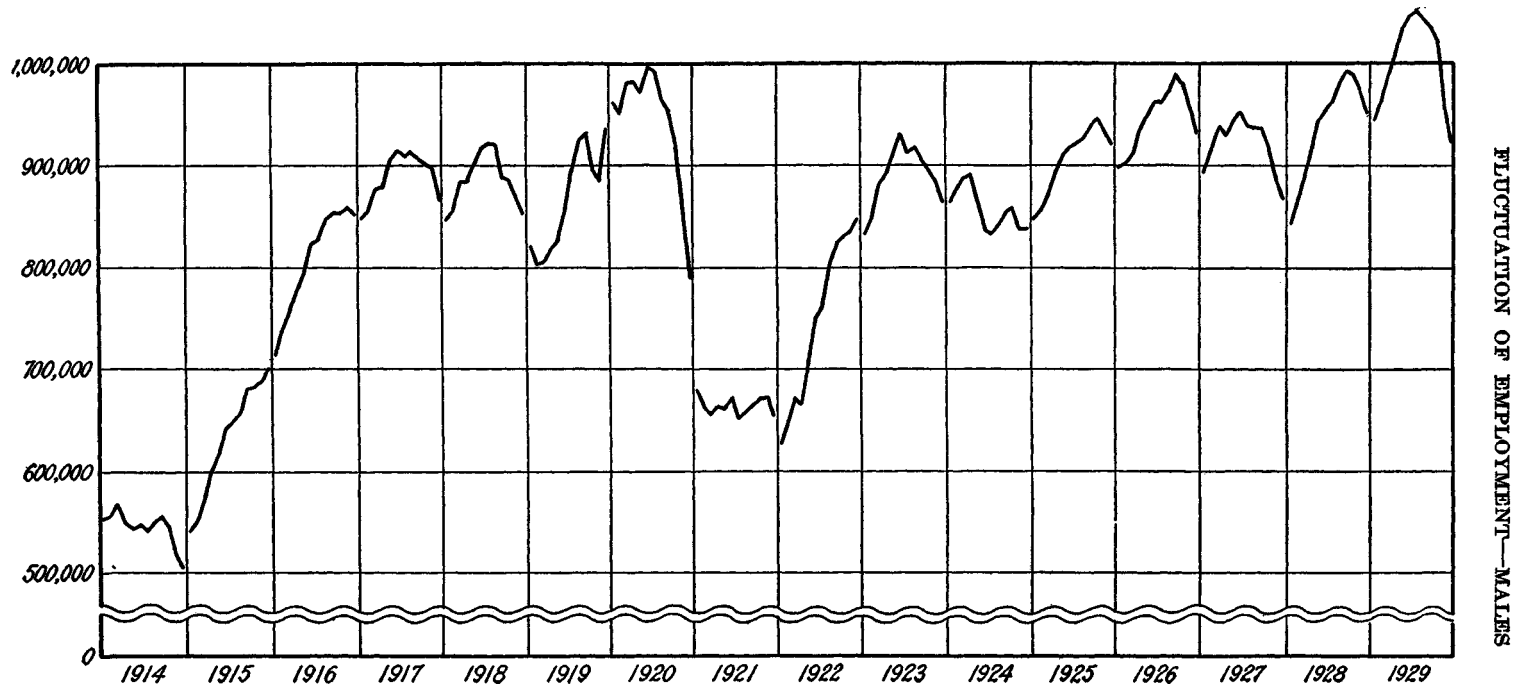
Year	Maximum	Minimum	Average of 12 monthly reports	Year	Maximum	Minimum	Average of 12 monthly reports
1914.....	569, 663	506, 234	545, 676	1922.....	848, 069	626, 884	748, 186
1915.....	700, 739	540, 558	632, 794	1923.....	861, 266	832, 645	839, 887
1916.....	859, 150	713, 854	806, 554	1924.....	891, 731	833, 115	857, 062
1917.....	913, 908	843, 245	889, 343	1925.....	945, 843	847, 398	907, 167
1918.....	921, 498	847, 497	885, 477	1926.....	990, 383	898, 011	946, 740
1919.....	937, 211	804, 116	866, 536	1927.....	953, 784	869, 467	921, 753
1920.....	998, 935	792, 564	944, 397	1928.....	993, 705	843, 462	939, 667
1921.....	680, 651	653, 731	665, 261	1929.....	1, 054, 154	921, 442	1, 004, 283

Chart 1¹ shows graphically the fluctuation of employment of males each year. The line is broken at the end of each year as the number of establishments is not the same from year to year. Within each year, however, the establishments are identical throughout the 12 months.

Table 5 shows the number of males reported employed on the 15th of each month for each of the 16 years, 1914 to 1929. The first of the nine sections shows the information for all industries combined, while the succeeding sections cover the eight industry groups individually.

¹ The authors extend their thanks to Mr. Jorge V. Dávila for his assistance in the construction of the several charts.

CHART 1.—FLUCTUATION OF EMPLOYMENT OF MALES IN ALL INDUSTRIES: 1914-1929



FLUCTUATION OF EMPLOYMENT—MALES

TABLE 5.—Males employed on 15th of each month, 1914 to 1929, by industry groups

ALL INDUSTRIES 1

Month	1914	1915	1916	1917	1918	1919	1920	1921	1922	1923	1924	1925	1926	1927	1928	1929
January....	555,697	540,553	713,854	848,245	847,497	820,983	961,903	690,651	626,584	832,645	862,220	847,398	898,011	891,916	843,462	943,520
February....	558,030	551,214	740,310	854,418	855,958	804,116	951,197	662,338	647,123	848,078	876,561	854,952	901,989	916,287	867,442	964,808
March.....	569,663	574,406	759,144	877,818	881,768	805,772	981,917	657,843	673,255	881,498	888,191	873,411	911,317	937,848	892,281	990,123
April.....	549,621	602,552	777,118	879,144	884,440	817,255	982,823	665,437	667,360	892,444	891,731	892,788	935,611	930,440	915,801	1,016,233
May.....	545,235	618,893	795,600	906,029	900,385	824,699	971,265	663,133	707,275	912,478	866,478	909,376	947,910	941,492	941,917	1,037,462
June.....	548,996	642,249	822,445	913,903	917,496	856,851	998,935	673,854	750,652	931,266	835,015	918,419	964,176	953,784	954,636	1,049,661
July.....	542,234	650,234	826,384	908,991	921,398	893,668	995,788	653,731	761,413	912,117	833,115	920,908	964,411	938,788	962,310	1,054,154
August.....	550,974	659,056	845,468	911,778	920,504	925,356	965,574	660,085	805,001	919,377	841,817	929,071	972,119	938,007	981,749	1,046,642
September..	556,596	681,852	854,029	906,513	888,335	931,566	955,450	665,698	824,463	904,433	855,505	940,847	990,583	938,244	993,705	1,038,943
October....	547,643	682,683	853,485	901,143	885,581	894,672	919,211	671,853	830,497	896,894	857,965	945,843	983,512	918,203	991,935	1,026,051
November..	517,188	689,073	859,150	898,284	869,771	886,287	856,131	673,336	836,239	885,051	838,390	932,780	960,473	886,564	975,080	962,364
December..	506,234	700,759	852,663	865,852	852,590	937,211	792,564	655,178	848,069	862,860	837,756	920,205	930,974	869,457	954,484	921,442

AGRICULTURE

January....	1,531	1,932	2,642	3,269	3,425	3,195	3,438	3,090	3,012	3,064	3,859	4,327	4,729	5,357	5,861	5,919
February....	1,552	1,966	2,740	3,252	3,489	3,327	3,443	3,138	2,955	3,082	3,874	4,379	4,712	5,304	5,777	5,953
March.....	1,693	2,318	2,924	3,664	4,053	3,627	3,681	3,636	3,368	3,072	4,138	5,016	5,015	5,867	6,356	6,633
April.....	2,212	2,892	3,623	4,538	4,467	4,369	4,342	4,321	4,162	3,848	5,331	6,042	6,273	6,991	7,493	8,103
May.....	2,259	3,038	3,847	4,694	4,723	4,409	4,710	4,315	4,412	4,153	5,462	6,080	6,563	7,144	7,749	8,333
June.....	2,377	3,044	4,263	4,978	5,227	5,146	5,197	4,696	4,984	4,873	5,982	6,496	7,277	8,137	8,658	9,468
July.....	2,399	3,467	4,404	5,346	4,972	5,376	5,400	4,888	5,083	5,135	6,512	7,097	7,948	8,400	9,464	10,050
August.....	2,366	3,137	4,200	5,060	4,799	4,885	4,934	4,607	4,758	4,808	6,164	6,853	7,626	8,115	8,823	9,211
September..	2,147	2,893	3,959	4,788	4,607	4,443	4,893	4,274	4,344	4,572	5,898	6,427	7,238	7,897	8,770	8,861
October....	2,216	2,835	3,718	4,321	4,297	4,169	4,718	4,163	4,039	4,658	5,700	6,220	7,320	7,872	8,579	8,740
November..	2,009	2,525	3,298	4,051	3,822	3,737	4,248	3,731	3,753	4,116	4,997	5,703	6,437	6,537	7,400	7,415
December..	1,635	2,244	2,962	3,464	3,440	3,385	3,824	3,365	3,361	3,661	4,369	5,068	5,318	5,714	6,519	6,549

CONSTRUCTION

January....	22,526	24,875	38,441	49,822	43,603	37,042	53,860	42,057	31,694	47,672	52,324	51,524	52,399	56,921	52,090	49,542
February....	20,438	23,841	38,838	48,257	43,604	35,827	53,013	38,432	31,460	45,152	51,634	52,986	52,482	58,981	50,763	50,018
March.....	23,114	29,364	39,203	54,497	50,971	37,498	60,513	41,315	31,666	50,941	55,906	59,111	54,263	65,065	67,176	58,130
April.....	30,663	39,039	51,784	62,500	60,089	45,705	69,737	47,120	38,394	60,060	69,433	72,232	66,877	75,457	68,597	69,931
May.....	34,968	45,382	59,735	75,477	61,988	49,343	74,893	48,888	50,082	68,601	75,276	81,497	79,622	85,785	79,710	80,023
June.....	38,818	47,700	66,608	78,105	70,766	57,512	78,974	54,239	59,515	77,337	81,176	87,586	90,691	94,085	85,008	83,829
July.....	39,598	51,708	71,601	81,066	72,474	61,797	82,070	57,369	64,605	80,650	88,089	90,616	98,335	98,081	89,484	95,223
August....	40,379	52,319	76,437	84,054	72,002	67,680	81,318	57,995	70,164	84,269	88,318	90,700	94,992	100,433	95,077	94,807
September..	40,965	55,850	76,904	82,687	65,688	70,440	84,965	60,017	69,084	80,458	86,653	87,782	96,523	99,312	92,355	91,017
October....	37,904	54,719	75,745	79,400	64,853	71,757	78,046	57,795	69,272	77,904	85,380	91,526	92,351	91,753	91,330	91,330
November..	32,464	52,002	71,704	74,407	57,786	69,963	69,424	50,550	65,569	73,794	76,471	77,206	84,819	81,182	82,726	79,288
December..	23,156	43,085	60,952	55,047	51,742	63,565	58,248	44,065	56,033	64,025	62,968	69,282	72,484	66,776	67,696	64,790

FISHERIES

January....	140	233	268	254	359	321	224	208	212	161	221	217	199	191	174	295
February....	197	232	463	363	320	260	235	219	215	171	244	213	186	172	199	261
March.....	259	395	384	286	378	357	280	240	274	232	274	269	239	262	265	326
April.....	338	513	479	600	541	415	408	322	365	292	366	350	332	338	285	409
May.....	314	568	648	577	555	430	401	350	386	356	410	397	448	368	342	397
June.....	330	445	597	504	428	421	406	310	318	347	372	346	366	329	323	399
July.....	301	490	499	465	444	456	455	323	330	311	339	346	308	293	293	337
August....	273	383	467	466	410	455	467	293	321	295	312	328	295	292	277	311
September..	282	428	487	499	406	419	388	300	300	317	359	327	305	303	261	326
October....	299	439	481	513	455	452	373	292	316	343	366	317	315	295	296	335
November..	322	463	511	554	518	444	391	305	339	325	342	311	312	313	285	318
December..	271	367	356	338	368	491	309	249	275	285	288	218	237	244	214	260

MANUFACTURES

January....	401,402	382,050	518,384	619,909	614,041	602,363	701,867	440,225	406,620	566,002	582,801	571,100	601,385	578,423	558,766	637,888
February....	406,193	396,916	544,689	627,847	621,939	590,102	694,478	431,222	425,833	584,403	586,091	576,878	607,019	600,396	583,798	657,172
March.....	414,964	412,348	561,181	642,024	637,245	587,808	714,378	424,156	449,555	609,374	603,049	587,112	612,204	612,926	597,365	668,539
April.....	420,460	424,976	567,420	632,123	629,617	585,770	703,081	424,900	467,846	609,583	594,256	592,199	618,042	613,716	600,641	676,130
May.....	408,534	432,659	572,078	640,474	641,721	584,322	682,393	424,589	490,888	618,280	562,220	596,130	615,627	612,900	609,455	683,544
June.....	406,040	445,410	585,395	642,411	648,915	602,798	700,612	419,664	518,894	622,642	522,868	595,775	618,157	611,694	611,121	681,951
July.....	393,718	447,993	580,926	633,482	652,387	632,027	692,454	397,575	519,922	602,198	512,381	594,467	614,802	592,322	612,458	678,699
August....	359,204	456,120	595,364	632,996	653,095	654,024	661,805	403,679	529,821	605,163	521,943	593,210	621,596	588,479	623,178	668,389
September..	391,394	471,752	599,460	629,980	632,132	657,445	648,086	406,453	529,191	591,700	535,155	609,960	633,794	587,982	632,655	662,839
October....	385,431	474,155	599,344	629,136	635,177	619,219	618,677	413,609	535,441	536,397	538,065	614,180	626,935	575,357	629,528	649,203
November..	364,469	481,826	608,330	631,963	628,137	651,173	565,245	422,783	544,206	532,555	529,382	611,561	607,191	559,659	622,522	602,460
December..	365,580	501,143	615,019	619,865	617,968	678,048	514,154	418,278	565,531	573,596	543,141	607,741	594,753	568,384	619,882	580,228

¹ Includes a small number of persons in some of the years in "industries not otherwise classified." This number seldom exceeds 50.

TABLE 5.—Males employed on 15th of each month, 1914 to 1929, by industry groups—Continued

MINING AND QUARRYING :

Month	1914	1915	1916	1917	1918	1919	1920	1921	1922	1923	1924	1925	1926	1927	1928	1929
January....	48,877	32,186	42,088	48,825	55,308	50,458	53,595	52,167	45,509	58,853	45,391	39,360	37,585	40,984	15,215	26,449
February....	48,624	31,304	43,000	48,906	55,903	46,768	52,652	48,107	46,303	57,813	46,886	39,120	36,239	41,505	16,006	27,254
March.....	48,970	31,104	43,239	48,989	56,852	46,344	52,984	46,651	46,645	57,036	44,373	37,185	35,257	41,417	16,714	27,557
April.....	12,579	32,212	36,947	48,717	56,841	47,004	52,329	43,190	10,715	54,239	37,244	31,985	33,332	15,503	16,954	26,457
May.....	12,679	30,513	40,461	50,801	57,471	48,706	53,516	44,926	11,745	52,910	35,353	32,743	31,017	15,124	18,138	25,779
June.....	12,402	35,432	43,176	52,980	58,008	50,835	55,086	47,085	13,156	53,182	35,021	32,361	30,197	15,706	19,553	26,519
July.....	16,663	36,806	45,096	53,760	58,719	51,801	55,507	46,858	13,991	50,974	35,889	31,086	28,881	15,647	20,614	25,761
August.....	29,178	36,581	46,484	55,010	58,738	54,397	56,702	47,794	41,290	50,169	36,453	33,454	29,149	16,237	21,961	27,900
September..	33,487	39,710	47,203	55,291	57,100	55,091	57,207	49,043	61,270	51,916	38,498	35,932	32,973	17,238	23,940	28,520
October....	34,791	40,697	47,662	55,574	56,769	55,045	57,948	50,973	62,550	52,015	40,677	37,659	38,013	17,788	25,793	29,331
November..	33,378	42,452	47,918	56,238	54,569	16,296	58,273	51,046	63,095	49,229	40,057	39,161	43,283	17,656	27,840	29,637
December..	33,415	43,261	47,208	57,301	53,595	46,862	59,034	46,237	62,516	46,628	40,067	39,316	40,858	17,785	27,121	28,796

SERVICE

January....	13,205	16,904	19,897	24,272	28,848	28,128	35,016	35,123	35,439	40,417	47,487	61,565	67,554	70,541	74,929	82,090
February....	13,182	16,925	19,973	24,385	28,692	28,528	35,154	35,183	35,842	41,013	48,182	61,687	68,140	71,000	75,067	82,694
March.....	13,278	17,310	20,352	25,038	29,330	29,130	35,900	35,629	36,509	41,895	49,016	62,641	69,374	72,191	76,489	84,957
April.....	13,550	18,070	20,960	25,497	29,768	30,251	37,012	37,116	37,744	42,890	50,881	65,617	72,228	76,063	79,171	87,895
May.....	13,559	18,365	21,637	25,818	30,299	31,305	37,912	37,035	38,575	44,057	51,638	66,587	73,821	76,531	80,757	89,814
June.....	13,665	18,746	22,197	26,642	30,484	31,808	38,933	37,470	39,648	45,368	52,152	67,676	74,852	77,337	81,980	91,408
July.....	13,496	19,818	22,499	26,510	29,571	31,676	39,373	37,157	40,499	44,920	51,430	67,591	73,643	76,253	81,582	91,247
August.....	13,472	19,753	23,133	26,754	29,301	32,107	39,433	36,690	40,727	45,805	51,887	68,067	74,014	76,390	82,155	91,207
September..	13,435	19,684	22,464	26,516	28,379	31,710	39,012	36,588	41,809	46,858	51,686	68,305	74,209	76,943	83,082	92,127
October....	13,300	18,274	22,787	25,822	26,769	31,810	38,398	36,064	40,750	46,080	50,712	67,625	73,432	75,471	82,128	90,266
November..	13,151	18,121	22,734	25,514	26,833	31,703	37,896	35,754	40,055	45,536	49,668	66,391	72,270	74,244	80,862	88,235
December..	12,910	17,956	22,393	25,081	27,286	31,867	37,132	35,129	39,422	45,324	48,848	65,419	71,451	73,125	80,155	86,625

TRADE, WHOLESALE AND RETAIL

January....	39,986	45,460	51,238	57,846	57,786	56,551	69,296	64,397	64,933	71,363	80,374	72,715	77,246	81,112	79,924	84,446
February....	39,909	45,148	51,237	58,145	57,841	56,547	68,346	63,724	64,528	71,779	80,776	72,391	76,801	81,228	79,815	84,631
March.....	40,179	45,784	51,788	58,427	58,208	57,516	69,388	63,745	65,338	73,156	81,161	73,050	77,228	81,709	80,463	85,711
April.....	40,652	46,614	52,764	58,635	58,188	58,938	69,905	64,268	66,877	74,065	82,232	73,916	78,274	82,220	81,569	87,012
May.....	41,058	47,230	52,906	59,106	58,061	60,196	70,174	64,223	67,937	74,700	82,631	74,352	78,669	82,969	82,352	87,757
June.....	41,728	47,333	53,280	59,416	58,090	62,043	71,126	65,015	68,974	75,962	82,794	74,777	79,025	83,348	83,141	88,763
July.....	41,470	47,205	53,189	59,566	57,319	63,448	71,908	64,069	69,620	75,506	82,810	74,465	79,677	83,203	83,458	89,368
August.....	41,390	47,355	53,441	59,176	56,862	64,404	71,596	63,743	69,507	75,401	82,792	74,899	79,760	83,307	84,014	90,137
September..	41,639	45,097	54,409	59,182	55,659	64,666	71,409	64,096	70,093	76,454	83,557	75,538	81,160	84,014	85,717	91,423
October.....	41,199	49,001	55,528	59,251	55,443	65,366	71,064	64,973	70,952	76,496	84,422	77,181	82,135	84,941	86,691	92,518
November..	41,041	49,294	56,442	59,688	55,139	66,153	71,235	65,274	72,201	77,906	85,035	77,582	82,751	85,049	86,800	91,940
December..	41,305	50,530	57,552	60,263	56,667	67,110	71,269	65,204	74,589	79,349	87,368	79,324	84,522	87,673	89,394	93,980

TRANSPORTATION AND PUBLIC UTILITIES

January....	28,030	36,918	40,896	44,048	44,132	42,925	44,607	43,384	39,461	45,054	49,736	46,567	56,892	58,367	56,495	56,891
February....	27,935	34,882	39,370	43,263	44,170	43,057	43,876	42,313	39,983	44,606	49,848	47,275	56,387	57,681	56,009	56,520
March.....	27,206	35,783	40,073	44,903	44,731	43,492	44,813	42,471	39,896	45,731	50,247	48,304	57,716	58,401	57,435	58,270
April.....	29,167	38,236	43,141	46,534	44,929	44,803	46,014	44,200	41,253	47,404	51,961	50,423	60,231	60,212	61,073	60,296
May.....	31,874	41,145	45,288	49,082	45,567	45,988	47,266	43,807	43,296	49,407	53,461	51,565	62,121	61,541	63,396	61,815
June.....	33,636	44,139	46,934	48,867	45,578	46,288	48,601	45,435	45,159	51,492	54,623	53,377	63,559	63,128	64,839	62,324
July.....	34,589	42,747	48,170	48,846	45,512	47,087	48,621	45,492	47,409	52,365	55,139	55,216	65,395	64,568	64,940	63,469
August.....	34,713	42,908	48,942	48,262	45,297	47,404	49,319	45,284	48,409	53,415	54,422	56,535	64,695	64,735	66,247	64,680
September..	33,247	43,438	49,143	47,870	44,304	47,352	49,490	44,922	48,458	52,092	53,673	56,652	64,160	64,525	66,907	63,830
October.....	32,503	42,563	48,220	47,126	43,818	46,854	49,987	43,984	47,173	52,447	52,716	56,394	63,815	64,128	67,149	64,323
November..	30,354	42,331	47,713	46,749	42,947	46,818	49,319	43,893	47,017	51,505	51,911	54,841	63,389	61,904	66,126	63,071
December..	27,962	42,173	46,221	44,493	41,724	45,880	48,594	42,651	46,338	49,939	50,675	53,813	61,330	59,736	63,484	60,214

¹ Includes all male employees working in or around mines and quarries. Figures for 1914 to 1920, inclusive, include a small number of females (less than 300) employed as office help which could not be segregated. Available figures for gypsum mining in 1917 showed only the months of maximum and minimum employment for the year, the remaining 10 months were estimated on the basis of the seasonal movement in adjacent years.

CHART 2.—FLUCTUATION OF EMPLOYMENT OF MALES IN CONSTRUCTION, 1914-1929

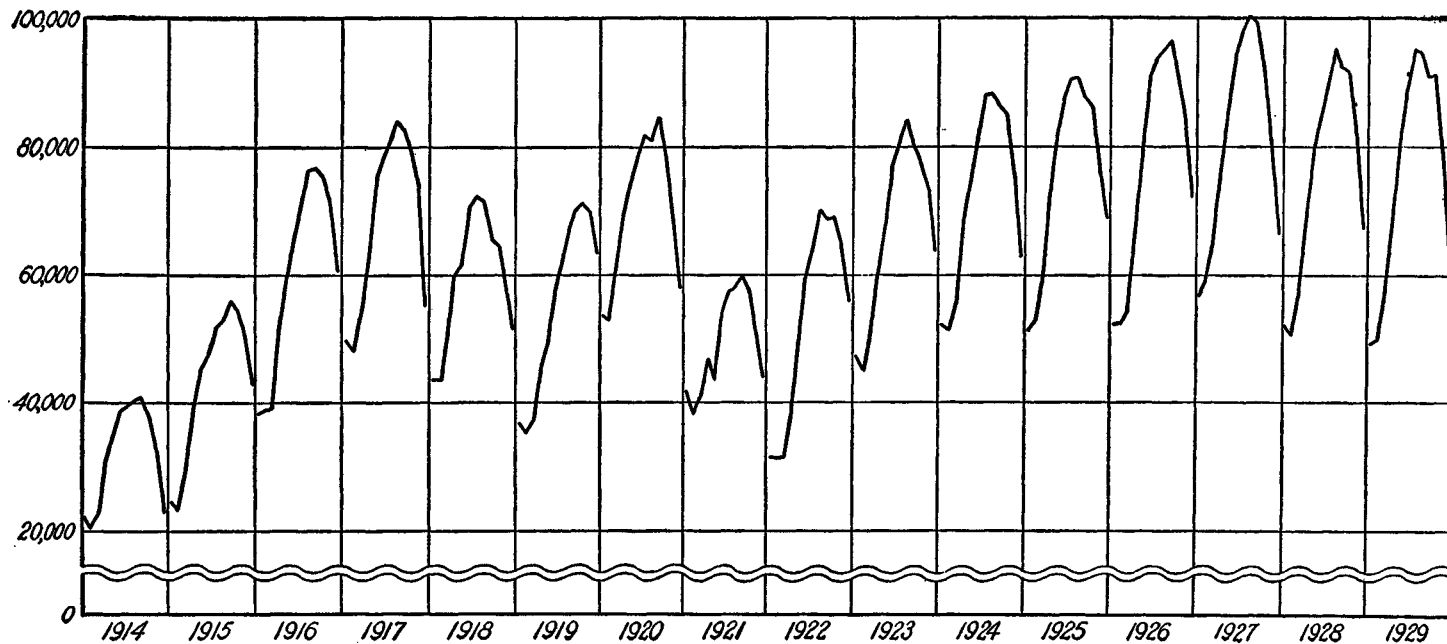


CHART 3.—FLUCTUATION OF EMPLOYMENT OF MALES IN MANUFACTURES, 1914-1929



FLUCTUATION OF EMPLOYMENT—MALES

Chart 2 indicates graphically that the movement of employment among males in the construction industry was much the same in many of the years.

Chart 3 shows the monthly employment of males in the manufactures' group which includes approximately two-thirds (72.5 per cent in 1914, 64.8 per cent in 1928, and 65.1 per cent in 1929) of the males covered in this report.

Table 6 provides a comparison of the industry groups with reference to maximum and minimum employment within each year. The fluctuation of employment of males in the "all industries" group varied from 4 per cent to 26.1 per cent. The fluctuation was below 10 per cent in 6 years, between 10 and 15 per cent in 5 years, and above 15 per cent in 5 years.

Omitting from consideration agriculture and fisheries, which are represented by a comparatively small numbers of employees, the widest fluctuation was found in construction in 12 years and in mining and quarrying in 4 years. The second widest fluctuation occurred in mining and quarrying in 9 years, in construction in 4 years, in manufactures in 2 years, and in service in 1 year.

TABLE 6.—Maximum and minimum employment of males in each industry group, 1914 to 1929

[Mining and quarrying in 1914 to 1920, inclusive, include a small number of females (less than 300) employed as office help which could not be segregated]

Year and industry group	Maximum		Minimum		Variation from maximum	
	Number	Month	Number	Month	Number	Per cent
1914						
All industries.....	569, 663	March.....	506, 234	December.....	63, 429	11. 1
Agriculture.....	2, 399	July.....	1, 531	January.....	368	36. 2
Construction.....	40, 965	September.....	20, 438	February.....	20, 527	50. 1
Fisheries.....	338	April.....	140	January.....	198	58. 6
Manufactures.....	420, 460	do.....	364, 469	November.....	55, 991	13. 3
Mining and quarrying.....	48, 970	March.....	12, 402	June.....	36, 568	74. 7
Service.....	13, 665	June.....	12, 910	December.....	755	5. 5
Trade, wholesale and retail.....	41, 728	do.....	39, 909	February.....	1, 819	4. 4
Transportation and public utilities.....	34, 713	August.....	27, 206	March.....	7, 507	21. 6
1915						
All industries.....	700, 759	December.....	540, 558	January.....	160, 201	22. 9
Agriculture.....	3, 467	July.....	1, 932	do.....	1, 535	44. 3
Construction.....	55, 850	September.....	23, 841	February.....	32, 009	57. 3
Fisheries.....	561	May.....	232	do.....	329	58. 6
Manufactures.....	501, 143	December.....	382, 050	January.....	119, 093	23. 8
Mining and quarrying.....	43, 261	do.....	30, 513	May.....	12, 748	29. 5
Service.....	19, 818	July.....	16, 904	January.....	2, 914	14. 7
Trade, wholesale and retail.....	50, 530	December.....	45, 148	February.....	5, 382	10. 7
Transportation and public utilities.....	44, 139	June.....	34, 882	do.....	9, 257	21. 0
1916						
All industries.....	859, 150	November.....	713, 854	January.....	145, 296	16. 9
Agriculture.....	4, 404	July.....	2, 642	do.....	1, 762	40. 0
Construction.....	76, 904	September.....	38, 441	do.....	38, 463	50. 0
Fisheries.....	648	May.....	268	do.....	380	58. 6
Manufactures.....	615, 019	December.....	518, 384	do.....	96, 635	15. 7
Mining and quarrying.....	47, 918	November.....	36, 947	April.....	10, 971	22. 9
Service.....	23, 133	August.....	19, 897	January.....	3, 236	14. 0
Trade, wholesale and retail.....	57, 552	December.....	51, 237	February.....	6, 315	11. 0
Transportation and public utilities.....	49, 143	September.....	39, 370	do.....	9, 773	19. 6

TABLE 6.—Maximum and minimum employment of males in each industry group, 1914 to 1929—Continued

Year and industry group	Maximum		Minimum		Variation from maximum	
	Number	Month	Number	Month	Number	Per cent
1917						
All industries.....	913, 903	June.....	848, 245	January.....	65, 658	7.2
Agriculture.....	5, 346	July.....	3, 252	February.....	2, 094	39.2
Construction.....	84, 054	August.....	48, 257do.....	35, 797	42.6
Fisheries.....	600	April.....	254	January.....	346	57.7
Manufactures.....	642, 411	June.....	619, 865	December.....	22, 546	2.5
Mining and quarrying.....	57, 301	December.....	48, 717	April.....	8, 584	15.0
Service.....	26, 754	August.....	25, 272	January.....	2, 482	9.3
Trade, wholesale and retail.....	60, 263	December.....	57, 846do.....	2, 417	4.0
Transportation and public utilities.....	49, 082	May.....	43, 263	February.....	5, 819	11.9
1918						
All industries.....	921, 398	July.....	847, 497	January.....	73, 901	8.0
Agriculture.....	5, 227	June.....	3, 425do.....	1, 802	34.5
Construction.....	72, 474	July.....	43, 603do.....	28, 871	39.8
Fisheries.....	555	May.....	320	February.....	235	42.3
Manufactures.....	653, 095	August.....	614, 041	January.....	39, 054	6.0
Mining and quarrying.....	58, 733do.....	53, 395	December.....	5, 343	9.1
Service.....	30, 484	June.....	26, 769	October.....	3, 715	12.2
Trade, wholesale and retail.....	58, 208	March.....	55, 139	November.....	3, 069	5.3
Transportation and public utilities.....	45, 578	June.....	41, 724	December.....	3, 854	8.5
1919						
All industries.....	937, 211	December.....	804, 116	February.....	133, 095	14.2
Agriculture.....	5, 376	July.....	3, 195	January.....	2, 181	40.6
Construction.....	71, 757	October.....	35, 527	February.....	36, 230	50.5
Fisheries.....	491	December.....	260do.....	231	47.0
Manufactures.....	678, 048do.....	584, 322	May.....	93, 726	13.8
Mining and quarrying.....	55, 091	September.....	16, 296	November.....	38, 795	70.4
Service.....	32, 107	August.....	28, 128	January.....	3, 979	12.4
Trade, wholesale and retail.....	67, 110	December.....	56, 547	February.....	10, 563	15.7
Transportation and public utilities.....	47, 404	August.....	42, 925	January.....	4, 479	9.4
1920						
All industries.....	998, 935	June.....	792, 564	December.....	206, 371	20.7
Agriculture.....	5, 400	July.....	3, 438	January.....	1, 962	36.3
Construction.....	84, 965	September.....	53, 013	February.....	31, 952	37.6
Fisheries.....	467	August.....	224	January.....	243	52.0
Manufactures.....	714, 378	April.....	514, 154	December.....	200, 224	28.0
Mining and quarrying.....	59, 034	December.....	52, 329	April.....	6, 705	11.4
Service.....	39, 433	August.....	35, 016	January.....	4, 417	11.2
Trade, wholesale and retail.....	71, 908	July.....	68, 346	February.....	3, 562	5.0
Transportation and public utilities.....	49, 987	October.....	43, 876do.....	6, 111	12.2
1921						
All industries.....	680, 651	January.....	653, 731	July.....	26, 920	4.0
Agriculture.....	4, 888	July.....	3, 090	January.....	1, 798	36.8
Construction.....	60, 017	September.....	38, 432	February.....	21, 585	36.0
Fisheries.....	350	May.....	208	January.....	142	40.6
Manufactures.....	440, 225	January.....	397, 575	July.....	42, 650	9.7
Mining and quarrying.....	52, 167do.....	43, 190	April.....	8, 977	17.2
Service.....	37, 470	June.....	35, 123	January.....	2, 347	6.3
Trade, wholesale and retail.....	65, 274	November.....	63, 724	February.....	1, 550	2.4
Transportation and public utilities.....	45, 492	July.....	42, 313do.....	3, 179	7.0
1922						
All industries.....	848, 069	December.....	626, 884	January.....	221, 185	26.1
Agriculture.....	5, 033	July.....	2, 955	February.....	2, 078	41.3
Construction.....	70, 164	August.....	31, 460do.....	38, 704	55.2
Fisheries.....	386	May.....	212	January.....	174	45.1
Manufactures.....	565, 531	December.....	406, 620do.....	158, 911	28.1
Mining and quarrying.....	63, 095	November.....	10, 715	April.....	52, 380	83.0
Service.....	41, 809	September.....	35, 439	January.....	6, 370	15.2
Trade, wholesale and retail.....	74, 589	December.....	64, 528	February.....	10, 061	13.5
Transportation and public utilities.....	48, 458	September.....	39, 461	January.....	8, 997	18.6

TABLE 6.—Maximum and minimum employment of males in each industry group, 1914 to 1929—Continued

Year and industry group	Maximum		Minimum		Variation from maximum	
	Number	Month	Number	Month	Number	Per cent
1923						
All industries.....	931,266	June.....	832,645	January.....	98,621	10.6
Agriculture.....	5,135	July.....	3,064do.....	2,071	40.3
Construction.....	84,259	August.....	45,152	February.....	39,107	46.4
Fisheries.....	356	May.....	161	January.....	195	54.8
Manufactures.....	622,642	June.....	566,002do.....	56,640	9.1
Mining and quarrying.....	58,853	January.....	46,628	December.....	12,225	20.8
Service.....	46,858	September.....	40,417	January.....	6,441	13.7
Trade, wholesale and retail.....	79,349	December.....	71,363do.....	7,986	10.1
Transportation and public utilities.....	53,415	August.....	44,606	February.....	8,809	16.5
1924						
All industries.....	891,731	April.....	833,115	July.....	58,616	6.6
Agriculture.....	6,512	July.....	3,859	January.....	2,653	40.7
Construction.....	88,318	August.....	51,634	February.....	36,684	41.5
Fisheries.....	410	May.....	221	January.....	189	46.1
Manufactures.....	603,049	March.....	512,881	July.....	90,168	15.0
Mining and quarrying.....	45,886	February.....	35,021	June.....	10,865	23.7
Service.....	52,152	June.....	47,487	January.....	4,665	8.9
Trade, wholesale and retail.....	87,368	December.....	80,374do.....	6,994	8.0
Transportation and public utilities.....	55,139	July.....	49,736do.....	5,403	9.8
1925						
All industries.....	945,843	October.....	847,398	January.....	98,445	10.4
Agriculture.....	7,097	July.....	4,327do.....	2,770	39.0
Construction.....	90,700	August.....	51,624do.....	39,176	43.2
Fisheries.....	397	May.....	213	February.....	184	46.3
Manufactures.....	614,180	October.....	571,100	January.....	43,080	7.0
Mining and quarrying.....	39,860	January.....	31,086	July.....	8,774	21.0
Service.....	68,305	September.....	61,565	January.....	6,740	9.9
Trade, wholesale and retail.....	79,324	December.....	72,391	February.....	6,933	8.7
Transportation and public utilities.....	56,652	September.....	46,567	January.....	10,085	17.8
1926						
All industries.....	990,363	September.....	898,011	January.....	92,372	9.3
Agriculture.....	7,948	July.....	4,713	February.....	3,235	40.7
Construction.....	96,523	September.....	52,399	January.....	44,124	45.7
Fisheries.....	448	May.....	186	February.....	262	58.5
Manufactures.....	633,794	September.....	594,753	December.....	39,041	6.2
Mining and quarrying.....	43,283	November.....	28,881	July.....	14,402	33.3
Service.....	74,852	June.....	67,554	January.....	7,298	9.7
Trade, wholesale and retail.....	84,522	December.....	76,801	February.....	7,721	9.1
Transportation and public utilities.....	65,395	July.....	56,387do.....	9,008	13.8
1927						
All industries.....	953,784	June.....	869,457	December.....	84,327	8.8
Agriculture.....	8,400	July.....	5,304	February.....	3,096	36.9
Construction.....	100,433	August.....	56,921	January.....	43,512	43.3
Fisheries.....	368	May.....	172	February.....	196	53.3
Manufactures.....	613,716	April.....	558,384	December.....	55,332	9.0
Mining and quarrying.....	41,505	February.....	15,124	May.....	26,381	63.6
Service.....	77,337	June.....	70,541	January.....	6,796	8.8
Trade, wholesale and retail.....	87,673	December.....	81,112do.....	6,561	7.5
Transportation and public utilities.....	64,735	August.....	57,681	February.....	7,054	10.9
1928						
All industries.....	993,705	September.....	843,462	January.....	150,243	15.1
Agriculture.....	9,464	July.....	5,777	February.....	3,687	39.0
Construction.....	95,077	August.....	50,753do.....	44,324	46.6
Fisheries.....	342	May.....	174	January.....	168	49.1
Manufactures.....	632,655	September.....	558,766do.....	73,889	11.7
Mining and quarrying.....	27,340	November.....	15,215do.....	12,125	44.3
Service.....	83,082	September.....	74,829do.....	8,253	9.8
Trade, wholesale and retail.....	89,394	December.....	79,815	February.....	9,579	10.7
Transportation and public utilities.....	67,149	October.....	56,009do.....	11,140	16.6

TABLE 6.—Maximum and minimum employment of males in each industry group, 1914 to 1929—Continued

Year and industry group	Maximum		Minimum		Variation from maximum	
	Number	Month	Number	Month	Number	Per cent
1929						
All industries.....	1,054,154	July.....	921,442	December.....	132,712	12.6
Agriculture.....	10,050do.....	5,919	January.....	4,131	41.1
Construction.....	95,223do.....	49,542do.....	45,681	48.0
Fisheries.....	409	April.....	260	December.....	149	36.4
Manufactures.....	683,544	May.....	580,228do.....	103,316	15.1
Mining and quarrying.....	29,637	November.....	25,761	July.....	3,876	13.1
Service.....	92,127	September.....	82,090	January.....	10,037	10.9
Trade, wholesale and retail.....	93,980	December.....	84,448do.....	9,534	10.1
Transportation and public utilities.....	64,680	August.....	56,820	February.....	7,860	12.2

Table 7 affords an opportunity to compare fluctuation of employment of males when separated into three general occupation groups—wage earners; bookkeepers, stenographers, and office clerks; and salespeople (not traveling). More than 85 per cent (90.8 per cent in 1914, 87 per cent in 1928, and 86.5 per cent in 1929) of all males reported were classified as wage earners. Percentage fluctuations by occupation groups are shown later in a comparison of males and females.

TABLE 7.—Males employed on 15th of each month, 1914 to 1929, by general occupation groups, all industries

WAGE EARNERS																
Month	1914	1915	1916	1917	1918	1919	1920	1921	1922	1923	1924	1925	1926	1927	1928	1929
January	506,382	487,020	652,933	778,608	772,970	746,632	872,289	596,858	548,040	743,620	762,095	744,327	787,792	778,089	725,946	814,369
February	508,932	497,832	678,846	784,206	781,332	728,824	860,455	579,562	568,020	758,249	775,821	751,323	791,315	801,947	749,362	834,716
March	520,377	520,561	696,426	806,869	806,330	729,349	889,981	575,569	593,433	790,175	786,955	768,799	799,563	822,755	772,858	858,136
April	499,731	548,242	713,872	807,687	809,424	739,627	890,084	583,881	586,485	800,489	789,457	787,303	822,718	815,022	795,457	882,652
May	495,475	564,066	731,814	834,262	825,067	745,909	878,195	581,939	625,466	819,683	764,470	808,413	834,308	824,944	820,932	902,666
June	498,981	586,627	757,849	841,435	841,721	776,592	905,398	593,329	667,264	837,221	732,970	811,604	850,225	836,494	832,285	913,540
July	492,212	594,282	760,937	836,019	846,043	811,202	901,813	574,033	676,944	817,273	730,615	813,300	850,062	821,371	839,348	916,978
August	500,997	602,860	782,368	838,796	846,087	840,732	872,547	580,733	720,130	824,501	739,427	821,051	857,378	820,379	858,066	908,625
September	506,751	625,196	787,714	833,892	815,337	846,550	864,024	586,728	739,039	809,167	753,125	832,815	875,444	820,216	869,270	900,360
October	497,947	625,615	786,695	828,832	813,956	809,230	829,421	593,125	744,700	801,284	755,634	837,381	868,512	800,513	867,041	887,471
November	467,815	631,445	791,732	825,720	798,021	799,261	767,451	594,365	749,822	789,321	735,982	823,889	844,820	768,493	849,603	823,963
December	456,275	641,942	784,181	792,912	780,039	848,478	704,389	575,490	760,159	766,101	733,989	810,449	814,244	749,785	827,290	782,529

BOOKKEEPERS, STENOGRAPHERS, AND OFFICE CLERKS ¹																
Month	1914	1915	1916	1917	1918	1919	1920	1921	1922	1923	1924	1925	1926	1927	1928	1929
January	34,864	37,284	43,096	49,668	54,128	53,778	65,586	59,934	54,759	61,813	67,497	68,572	71,862	73,876	75,288	80,662
February	34,663	37,274	43,667	50,151	54,227	54,419	66,005	58,886	54,983	62,381	67,775	68,799	72,181	74,268	75,616	81,280
March	34,760	37,644	44,714	50,589	54,850	55,255	67,448	58,167	55,360	63,308	67,872	69,991	72,696	74,521	76,183	81,974
April	35,200	37,852	44,989	51,089	54,512	56,001	68,081	57,278	55,816	63,700	68,218	69,357	72,993	74,941	76,517	82,524
May	35,116	38,299	45,463	51,397	55,032	56,746	68,244	56,874	56,576	64,289	67,867	69,584	73,426	75,178	76,770	83,059
June	35,340	39,009	46,298	52,062	55,512	57,935	68,561	56,170	57,823	65,028	67,690	70,172	73,765	75,708	77,636	83,873
July	35,499	39,418	47,121	52,602	55,392	59,689	68,957	55,511	58,728	65,750	68,192	70,981	74,235	75,981	78,242	84,761
August	35,521	39,807	47,808	52,764	54,770	61,670	68,208	55,268	59,110	65,968	68,206	71,269	74,574	76,223	78,792	85,400
September	35,293	40,024	47,786	52,290	53,269	61,486	66,382	54,787	59,326	65,760	67,964	71,205	74,545	76,309	78,904	85,208
October	34,984	40,297	48,031	52,015	52,068	61,933	64,676	54,423	59,353	65,731	67,700	71,208	74,227	75,899	78,988	84,807
November	34,581	40,585	48,400	52,130	52,133	63,094	63,407	54,471	59,733	65,663	67,626	71,374	74,438	75,864	79,277	84,609
December	34,790	41,127	48,856	51,949	52,056	62,189	62,385	54,417	59,987	65,812	67,762	71,359	74,467	76,123	79,460	84,189

SALESPERSONS (NOT TRAVELING)																
Month	1914	1915	1916	1917	1918	1919	1920	1921	1922	1923	1924	1925	1926	1927	1928	1929
January	14,451	16,254	17,825	19,969	20,399	20,573	24,028	23,859	24,076	27,212	32,628	34,499	38,357	39,951	42,228	48,489
February	14,435	16,108	17,797	20,061	20,399	20,873	24,137	23,890	24,120	27,448	32,965	34,830	38,493	40,072	42,464	48,797
March	14,536	16,201	18,004	20,360	20,588	21,168	24,488	24,107	24,622	28,015	33,364	35,521	39,114	40,572	43,240	50,013
April	14,690	16,458	18,257	20,368	20,504	21,627	24,658	24,278	25,059	28,255	34,056	36,128	39,900	40,477	43,827	51,057
May	14,644	16,528	18,323	20,370	20,286	22,044	24,826	24,320	25,233	28,506	34,141	36,379	40,176	41,370	44,215	51,737
June	14,675	16,613	18,298	20,406	20,263	22,324	24,976	24,355	25,565	29,017	34,355	36,653	40,186	41,532	44,715	52,248
July	14,523	16,534	18,326	20,370	19,963	22,777	25,018	24,187	25,741	29,094	34,308	36,627	40,124	41,436	44,720	52,415
August	14,456	16,389	18,282	20,218	19,647	22,954	24,819	24,084	25,761	28,890	34,184	36,751	40,167	41,405	44,591	52,617
September	14,552	16,632	18,529	20,331	19,729	23,290	25,044	24,178	26,098	29,536	34,416	36,827	40,394	41,719	45,831	53,375
October	14,712	16,771	18,759	20,296	19,557	23,509	25,114	24,305	26,354	29,449	34,431	37,254	40,773	41,821	45,906	53,773
November	14,792	17,043	19,018	20,434	19,617	23,932	25,273	24,500	26,684	30,067	34,782	37,517	41,215	42,207	46,200	53,792
December	15,169	17,690	19,626	20,991	20,495	24,564	25,790	25,271	27,923	30,947	36,005	38,397	42,273	43,549	47,734	54,724

¹ The monthly fluctuations of employment of office help in mining and quarrying were not reported and therefore the numbers have been added in as constants each year. Figures for mining and quarrying in 1914 to 1920, inclusive, include a small number of females (less than 300) which could not be segregated.

Fluctuation of Employment of Females

Table 8 shows the fluctuation of employment of females each year when the several industry groups are combined. The average for each year is also carried in this table. By comparing the data for females with the information shown in Table 2 for both sexes combined, it will be seen that females formed but 18.8 per cent of the total in 1914 but had increased to 23.1 per cent in 1929.

TABLE 8.—*Number of females covered by reports to the division of labor statistics, Department of Industrial Relations of Ohio, 1914 to 1929*

Year	Maximum	Minimum	Average of 12 monthly reports	Year	Maximum	Minimum	Average of 12 monthly reports
1914.....	130,068	122,781	126,478	1922.....	224,643	189,470	204,125
1915.....	151,231	132,902	140,334	1923.....	245,245	220,251	234,496
1916.....	177,122	151,180	164,000	1924.....	248,713	230,147	238,426
1917.....	192,973	177,150	182,902	1925.....	266,861	239,065	250,612
1918.....	230,458	189,285	213,155	1926.....	279,275	253,728	264,106
1919.....	239,676	209,820	220,081	1927.....	284,664	260,958	272,395
1920.....	242,669	217,235	234,961	1928.....	301,222	261,946	278,974
1921.....	202,206	190,218	195,486	1929.....	313,416	287,221	302,339

Chart 4 presents the fluctuation of employment of females each year. As in the preceding charts, the line is broken at the end of each year as the number of establishments is not the same from year to year. Within each year, however, the establishments are identical throughout the 12 months.

Table 9 shows the number of females reported employed on the 15th of each month for each of the 16 years, 1914 to 1929. The first section shows the information for all industries combined. From a comparison of the section relating to manufactures in this table with the corresponding sections in Table 14, it will be seen that females formed 17 per cent of the total employed in that industry group in 1914, 18.8 per cent in 1928, and 18.9 per cent in 1929.

CHART 4.—FLUCTUATION OF EMPLOYMENT OF FEMALES IN ALL INDUSTRIES, 1914-1929

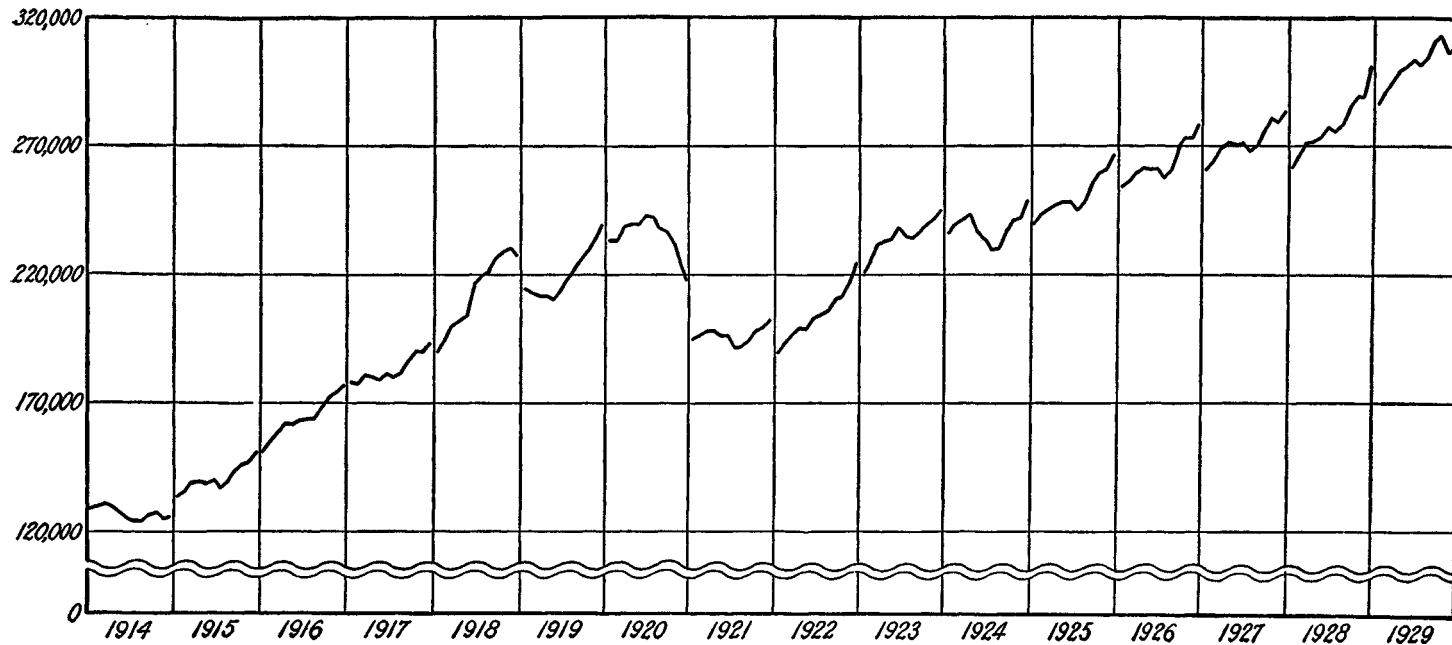


TABLE 9.—Females employed on 15th of each month, 1914 to 1929, by industry groups

ALL INDUSTRIES¹

Month	1914	1915	1916	1917	1918	1919	1920	1921	1922	1923	1924	1925	1926	1927	1928	1929
January.....	128,385	132,902	151,180	177,602	189,285	214,387	233,119	193,905	189,470	220,251	235,915	239,065	253,728	260,958	261,946	287,221
February.....	129,188	135,233	154,926	177,150	183,271	211,969	233,346	195,217	192,435	224,690	239,277	242,601	256,062	264,204	260,618	291,959
March.....	130,068	138,687	158,479	180,834	199,731	211,447	238,522	197,104	195,496	231,821	241,991	245,196	260,254	263,639	271,281	295,890
April.....	128,704	138,493	161,947	180,055	201,913	211,031	240,267	196,732	198,562	233,302	242,693	247,275	261,523	271,202	272,082	299,479
May.....	126,845	138,007	161,087	178,745	204,456	208,830	239,635	195,170	198,143	233,909	237,832	247,922	261,437	270,468	274,337	301,418
June.....	125,401	139,137	162,702	181,068	216,295	213,526	242,605	195,246	202,915	238,374	234,371	248,065	261,390	271,265	278,546	303,776
July.....	122,781	136,524	163,246	180,231	219,199	217,779	242,669	190,218	204,199	234,923	230,147	244,560	257,570	268,332	276,765	301,850
August.....	123,411	137,919	163,442	181,015	221,238	221,897	238,388	191,345	205,663	234,308	230,454	247,998	260,743	270,201	278,709	304,534
September.....	126,644	143,028	168,268	185,946	226,133	225,920	237,044	193,900	210,035	237,200	237,745	255,881	268,942	277,415	286,054	311,985
October.....	127,041	146,213	172,022	189,418	228,798	229,482	231,985	196,907	211,433	239,239	240,808	260,403	273,964	281,532	290,349	313,416
November.....	124,228	146,635	173,689	189,790	230,488	234,035	224,652	197,852	216,506	240,688	241,616	261,448	274,332	279,860	289,724	307,254
December.....	124,983	151,231	177,122	192,973	227,078	239,676	217,235	202,206	224,643	245,245	248,713	266,861	279,275	284,664	301,222	309,282

AGRICULTURE

January.....	166	271	283	316	347	396	366	391	340	334	436	477	556	590	652	727
February.....	190	274	312	339	384	398	412	409	368	383	464	517	604	649	730	778
March.....	210	301	329	416	474	452	456	435	399	457	573	570	660	755	805	921
April.....	246	353	377	478	576	494	540	557	467	536	680	792	871	1,021	1,027	1,178
May.....	251	360	389	464	561	476	561	498	506	573	675	780	928	992	1,081	1,170
June.....	220	371	456	593	684	599	544	539	484	632	696	696	975	1,060	1,106	1,228
July.....	229	506	631	551	511	689	734	447	425	561	719	771	989	1,009	1,222	1,345
August.....	191	294	402	492	526	456	480	415	408	471	600	627	774	791	967	962
September.....	198	284	415	501	533	439	490	410	385	516	611	651	819	820	1,003	1,084
October.....	196	283	381	439	541	451	480	382	347	468	552	598	813	806	977	1,007
November.....	166	251	306	369	457	365	425	352	334	414	498	548	700	679	779	865
December.....	166	245	304	328	398	367	426	364	315	398	474	498	584	647	747	775

¹Includes a small number of persons in some of the years in "industries not otherwise classified." This number seldom exceeds 50.

TABLE 9.—Females employed on 15th of each month, 1914 to 1929, by industry groups—Continued

CONSTRUCTION

Month	1914	1915	1916	1917	1918	1919	1920	1921	1922	1923	1924	1925	1926	1927	1928	1929
January.....	587	661	788	977	1,237	1,406	1,678	1,406	1,300	1,489	1,904	2,003	2,256	2,239	2,283	2,423
February.....	585	665	810	984	1,247	1,405	1,686	1,388	1,299	1,513	1,915	2,011	2,256	2,249	2,281	2,443
March.....	599	665	824	999	1,300	1,442	1,747	1,409	1,335	1,541	1,928	2,022	2,295	2,275	2,308	2,462
April.....	628	692	847	1,021	1,349	1,457	1,833	1,431	1,379	1,579	1,966	2,060	2,323	2,318	2,340	2,496
May.....	636	698	872	1,074	1,376	1,491	1,840	1,427	1,418	1,679	1,995	2,110	2,356	2,336	2,360	2,531
June.....	670	702	884	1,094	1,487	1,532	1,856	1,445	1,427	1,680	2,025	2,135	2,410	2,378	2,408	2,603
July.....	640	698	901	1,151	1,527	1,574	1,847	1,415	1,402	1,687	2,033	2,176	2,438	2,361	2,435	2,615
August.....	641	690	899	1,122	1,572	1,597	1,840	1,392	1,423	1,680	2,012	2,180	2,463	2,379	2,473	2,625
September.....	661	704	908	1,143	1,566	1,622	1,828	1,411	1,415	1,647	2,023	2,173	2,447	2,368	2,464	2,598
October.....	649	713	926	1,125	1,566	1,644	1,823	1,430	1,434	1,687	2,044	2,152	2,466	2,365	2,477	2,646
November.....	625	709	928	1,124	1,544	1,661	1,786	1,413	1,445	1,701	2,013	2,142	2,468	2,384	2,490	2,616
December.....	616	706	928	1,122	1,526	1,660	1,782	1,412	1,448	1,689	2,006	2,111	2,449	2,364	2,473	2,584

FISHERIES

January.....	5	10	10	12	14	26	24	22	20	1	-----	-----	-----	-----	-----	12
February.....	5	11	10	12	13	26	23	22	20	1	-----	-----	-----	-----	-----	12
March.....	6	13	12	14	15	27	24	23	22	1	-----	-----	-----	-----	-----	12
April.....	6	19	13	15	18	23	26	23	24	1	-----	-----	-----	-----	-----	13
May.....	6	19	13	18	23	30	26	24	26	1	-----	-----	-----	-----	-----	14
June.....	6	18	12	18	22	29	29	23	24	1	-----	-----	-----	-----	-----	14
July.....	5	15	12	15	20	29	25	22	23	1	-----	-----	-----	-----	-----	14
August.....	5	14	11	15	22	30	26	22	22	1	-----	-----	-----	-----	-----	14
September.....	5	14	13	15	21	31	26	22	23	1	-----	-----	-----	-----	-----	14
October.....	5	14	12	17	25	31	27	22	22	1	-----	-----	-----	-----	-----	14
November.....	5	14	12	17	24	31	27	22	23	1	-----	-----	-----	-----	-----	13
December.....	5	12	10	17	23	29	26	21	23	1	-----	-----	-----	-----	-----	13

MANUFACTURES

January	83,386	81,845	94,454	110,069	114,183	128,980	139,204	102,116	100,942	122,262	127,071	125,398	131,745	132,564	131,008	146,522
February	84,847	85,617	96,671	110,738	117,895	126,483	139,967	105,323	105,010	127,024	130,084	128,870	134,583	136,366	135,648	151,187
March	84,785	87,358	100,509	111,398	121,850	125,205	142,988	105,915	106,545	131,462	130,637	129,929	136,991	133,513	137,606	151,378
April	82,241	86,080	101,686	109,238	123,808	123,482	143,193	105,698	107,078	131,652	128,949	129,416	136,437	137,272	136,266	151,709
May	80,793	85,314	101,169	107,990	126,157	122,514	142,083	104,846	107,438	131,143	124,980	129,829	135,144	136,974	137,202	152,276
June	79,723	86,522	102,538	109,568	135,183	125,547	143,919	104,966	110,553	133,601	121,986	129,106	135,066	136,638	139,800	152,454
July	78,296	85,288	103,181	108,892	138,493	129,884	142,898	101,688	112,000	130,737	119,032	127,797	133,132	135,665	139,543	152,524
August	80,030	87,515	104,690	110,494	140,881	134,500	139,593	104,549	111,585	130,995	120,897	131,203	136,809	138,254	143,065	156,174
September	81,722	90,791	106,958	113,556	143,604	137,027	137,260	106,460	117,685	131,205	126,300	137,109	141,803	143,617	146,937	160,879
October	81,254	92,447	108,841	116,134	145,519	139,826	131,481	107,849	116,171	132,617	128,378	138,907	143,680	145,070	149,132	159,731
November	78,089	92,402	109,147	116,166	146,151	142,379	123,211	108,266	118,018	131,753	127,370	138,152	142,186	142,112	146,610	153,121
December	76,251	93,038	108,930	115,633	138,784	144,551	112,408	106,993	119,758	129,188	126,242	134,229	136,970	136,596	145,125	144,286

MINING AND QUARRYING

Calendar year ¹								265	252	246	200	158	164	164	127	133
----------------------------	--	--	--	--	--	--	--	-----	-----	-----	-----	-----	-----	-----	-----	-----

SERVICE

January	10,245	12,147	13,747	16,632	18,846	20,842	24,294	26,081	25,522	29,606	34,487	45,459	50,167	53,940	56,524	62,299
February	10,142	12,084	13,819	16,733	18,974	20,910	24,477	26,084	25,629	29,893	34,715	45,760	50,380	54,061	56,792	62,272
March	10,209	12,245	13,954	17,055	19,220	21,058	24,832	26,264	26,014	30,174	34,925	46,149	50,896	54,745	57,351	63,173
April	10,298	12,442	14,158	17,264	19,696	21,331	25,155	26,482	26,068	30,556	35,723	46,830	51,459	55,462	58,043	64,214
May	10,491	12,612	14,429	17,527	20,007	21,634	25,506	26,461	26,480	31,256	36,073	47,473	52,368	56,063	58,908	65,053
June	10,526	12,936	14,913	18,048	20,720	22,040	26,089	26,638	27,383	32,400	36,497	48,333	52,901	56,956	59,642	66,301
July	10,404	12,863	15,142	18,152	20,843	22,069	26,401	26,317	27,129	32,279	36,008	47,449	52,371	56,387	58,757	65,810
August	10,250	12,989	15,170	18,321	21,016	22,125	26,493	26,725	27,099	32,204	35,610	47,500	52,392	56,980	58,892	65,580
September	10,216	12,662	15,004	17,979	21,050	21,797	26,627	26,710	27,454	32,759	35,815	48,124	52,931	56,751	58,829	66,378
October	10,061	12,625	14,894	17,826	20,465	22,040	26,610	26,618	27,687	32,684	35,919	48,331	54,216	56,915	59,927	66,375
November	10,023	12,571	14,884	17,818	20,471	21,824	26,465	26,453	27,662	32,442	35,694	47,939	53,570	56,918	59,818	65,740
December	9,859	12,557	14,464	17,403	20,638	21,732	25,975	26,352	28,019	32,280	35,494	47,936	54,100	56,877	59,669	65,598

¹ A small number of females (less than 300) were employed in 1914 to 1920, inclusive, as office help but could not be segregated from males. Number employed each month, 1921 to 1929, not reported separately.

TABLE 9.—Females employed on 15th of each month, 1914 to 1929, by industry groups—Continued

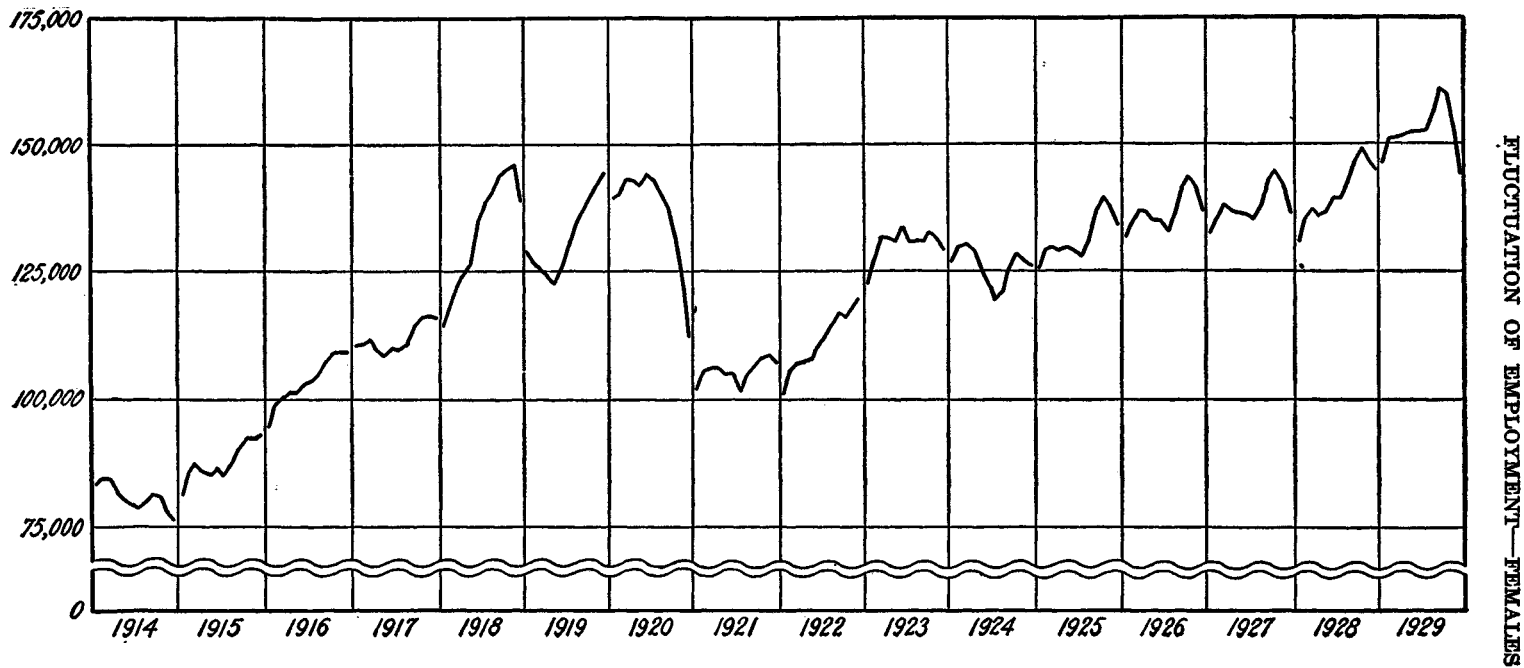
TRADE, WHOLESALE AND RETAIL

Month	1914	1915	1916	1917	1918	1919	1920	1921	1922	1923	1924	1925	1926	1927	1928	1929
January.....	26,860	28,461	32,238	37,820	40,715	46,604	51,871	48,209	46,391	50,733	55,216	49,528	50,608	53,458	53,211	55,458
February.....	26,342	27,441	31,531	36,448	40,476	46,589	51,161	46,512	45,216	50,126	55,083	49,050	49,850	52,655	52,783	55,350
March.....	27,127	28,876	32,906	38,724	42,452	47,354	52,688	47,688	46,301	52,001	56,809	49,900	51,045	54,019	54,709	57,653
April.....	28,030	29,547	34,918	39,513	42,051	48,559	53,335	47,419	48,786	52,617	58,242	51,503	52,001	56,582	55,709	59,142
May.....	27,390	29,588	34,057	38,856	41,907	48,129	53,202	46,684	47,365	52,740	56,525	50,977	52,161	55,392	55,670	59,376
June.....	26,811	28,642	33,467	38,585	42,717	48,292	53,171	46,368	47,781	53,271	55,929	50,732	51,496	55,252	56,082	59,742
July.....	25,689	27,582	32,792	38,110	42,364	48,178	53,239	45,027	47,595	52,689	55,065	49,133	49,957	53,599	55,075	57,928
August.....	24,765	26,925	31,495	37,181	41,827	48,053	52,693	44,051	46,622	51,894	54,202	49,148	49,642	53,601	53,773	57,685
September.....	26,408	29,012	34,259	39,518	43,992	49,849	53,689	44,870	48,119	54,217	56,302	50,530	52,357	54,756	56,465	59,699
October.....	27,675	30,659	36,277	40,430	44,923	50,436	54,220	46,620	50,357	55,139	57,941	53,004	54,201	57,365	58,433	62,600
November.....	28,198	31,193	37,427	40,983	45,978	52,613	55,354	47,508	53,461	57,695	59,524	55,121	56,418	59,068	60,524	63,514
December.....	31,033	34,758	41,521	44,657	49,804	56,041	59,466	53,231	59,560	64,825	67,753	64,265	66,361	70,118	73,635	74,899

TRANSPORTATION AND PUBLIC UTILITIES

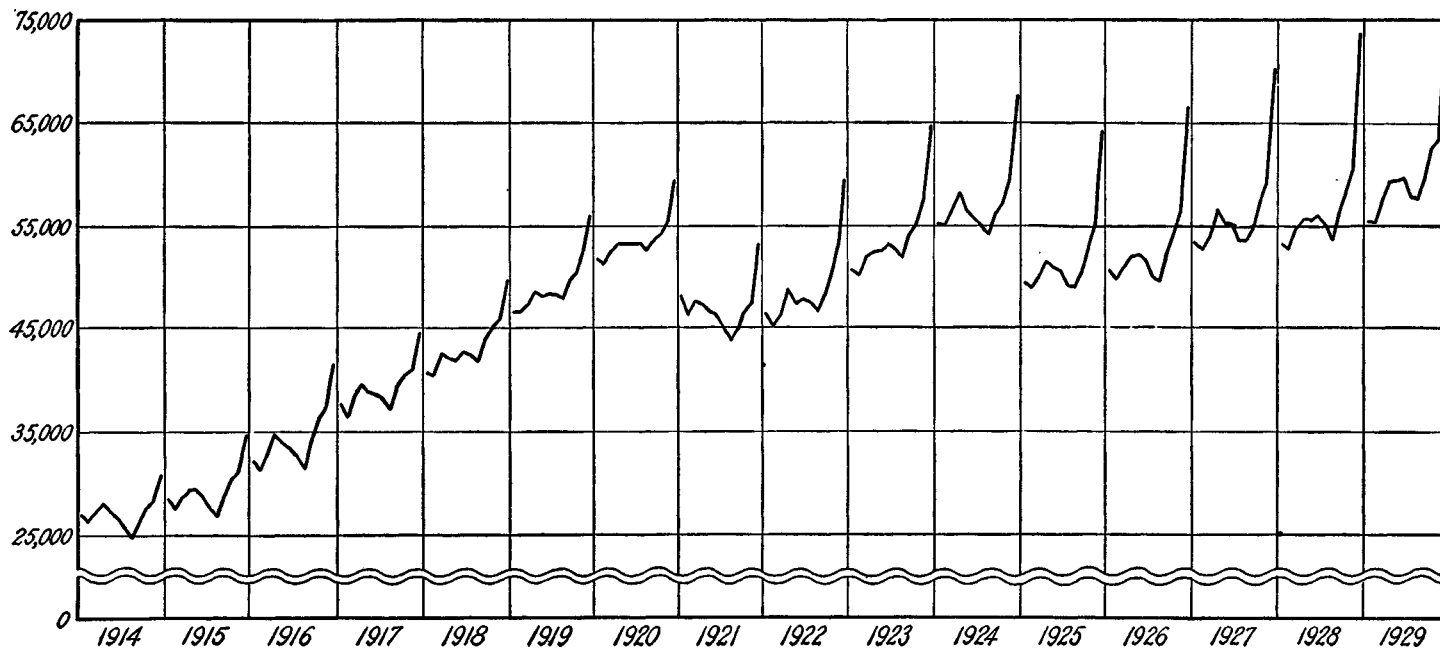
January.....	7,146	9,507	9,660	11,746	13,943	16,143	15,682	15,415	14,703	15,538	16,581	16,023	18,214	17,987	18,127	19,647
February.....	7,077	9,141	9,773	11,896	14,282	16,158	15,620	15,214	14,641	15,492	16,796	16,216	18,207	18,044	18,243	19,784
March.....	7,132	9,229	9,945	12,228	14,420	15,909	15,857	15,105	14,628	15,893	16,899	16,390	18,185	18,143	18,360	20,158
April.....	7,315	9,360	9,948	12,526	14,415	15,680	16,185	14,857	14,518	16,070	16,911	16,497	18,249	18,365	18,565	20,694
May.....	7,291	9,416	10,158	12,816	14,425	15,546	16,417	14,975	14,658	16,221	16,910	16,646	18,344	18,528	18,974	20,865
June.....	7,445	9,946	10,432	13,162	15,482	15,487	16,997	15,002	15,011	16,494	17,016	16,886	18,386	18,799	19,416	21,301
July.....	7,518	9,572	10,587	13,360	15,441	15,386	17,525	15,037	15,373	16,678	17,069	17,057	18,499	19,129	19,581	21,481
August.....	7,529	9,542	10,775	13,390	15,394	15,136	17,263	14,926	15,252	16,782	16,914	17,163	18,479	19,014	19,457	21,411
September.....	7,434	9,561	10,711	13,234	15,367	15,155	17,124	14,752	15,302	16,566	16,470	17,117	18,350	18,921	19,314	21,200
October.....	7,201	9,472	10,691	13,447	15,759	15,054	17,335	14,723	15,163	16,353	16,355	17,185	18,403	18,829	19,261	20,910
November.....	7,122	9,495	10,985	13,613	15,833	15,162	17,384	14,613	15,311	16,390	16,298	17,371	18,506	18,877	19,361	21,252
December.....	7,053	9,915	10,965	13,763	15,905	15,296	17,152	14,568	15,268	16,572	16,526	17,598	18,629	18,381	19,432	21,035

CHART 5.—FLUCTUATION OF EMPLOYMENT OF FEMALES IN MANUFACTURES, 1914-1929



FLUCTUATION OF EMPLOYMENT—FEMALES

CHART 6.—FLUCTUATION OF EMPLOYMENT OF FEMALES IN RETAIL AND WHOLESALE TRADE, 1914-1929



Charts 5 and 6 show, respectively, the fluctuation of employment of females in manufactures and in retail and wholesale trade in each of the 16 years. Manufactures included 64 per cent of all females reported in 1914, 50.4 per cent in 1928, and 50.5 per cent in 1929.

Table 10 compares the industry groups with reference to fluctuation of employment of females within each of the 16 years. The fluctuation of employment of females in the "all industries" group varied from 5.6 per cent to 17.9 per cent. The fluctuation was below 10 per cent in 7 years, between 10 and 15 per cent in 7 years, and above 15 per cent in 2 years.

Considering the four industry groups (manufactures, service, wholesale and retail trade, and transportation and public utilities) in which considerable numbers of females were reported, the widest fluctuation occurred in wholesale and retail trade in all years except 1918 and 1920 when it occurred in manufactures. The second widest fluctuation occurred in manufactures in 12 years, in wholesale and retail trade in 2 years, in transportation and public utilities in 1 year, and in service in 1 year.

TABLE 10.—Maximum and minimum employment of females in each industry group, 1914 to 1929

Year and industry group	Maximum		Minimum		Variation from maximum	
	Number	Month	Number	Month	Number	Per cent
1914						
All industries.....	130,068	March.....	122,781	July.....	7,287	5.6
Agriculture.....	251	May.....	166	{ January..... November..... December..... }	85	33.9
Construction.....	670	June.....	585	February.....	85	12.7
Fisheries.....	6	{ March..... April..... May..... }	5	{ January, Feb- ruary, and June to Dec- ember..... }	1	(¹)
Manufactures.....	84,847	February.....	76,251	December.....	8,596	10.1
Service.....	10,526	June.....	9,859	do.....	667	6.3
Trade, wholesale and retail.....	31,033	December.....	24,765	August.....	6,268	20.2
Transportation and public utilities.....	7,529	August.....	7,053	December.....	476	6.3
1915						
All industries.....	151,231	December.....	132,902	January.....	18,329	12.1
Agriculture.....	506	July.....	245	December.....	261	51.6
Construction.....	713	October.....	661	January.....	52	7.3
Fisheries.....	19	{ April..... May..... }	10	do.....	9	(¹)
Manufactures.....	93,038	December.....	81,845	do.....	11,193	12.0
Service.....	12,939	August.....	12,064	February.....	855	6.6
Trade, wholesale and retail.....	34,758	December.....	26,925	August.....	7,833	22.5
Transportation and public utilities.....	9,946	June.....	9,141	February.....	805	8.1
1916						
All industries.....	177,122	December.....	151,180	January.....	25,942	14.6
Agriculture.....	631	July.....	283	do.....	348	55.2
Construction.....	928	{ November..... December..... }	788	do.....	140	15.1
Fisheries.....	13	{ April..... May..... September..... }	10	{ do..... February..... December..... }	3	(¹)
Manufactures.....	109,147	November.....	94,454	January.....	14,693	13.5
Service.....	15,170	August.....	13,747	do.....	1,423	9.4
Trade, wholesale and retail.....	41,621	December.....	31,495	August.....	10,026	24.1
Transportation and public utilities.....	10,985	November.....	9,660	January.....	1,325	12.1

¹ Not computed owing to small number involved.

TABLE 10.—Maximum and minimum employment of females in each industry group, 1914 to 1929—Continued

Year and industry group	Maximum		Minimum		Variation from maximum	
	Number	Month	Number	Month	Number	Per cent
1917						
All industries.....	192, 973	December.....	177, 150	February.....	15, 823	8.2
Agriculture.....	593	June.....	316	January.....	277	46.7
Construction.....	1, 151	July.....	977	do.....	174	15.1
Fisheries.....	18	May.....	12	do.....	6	(¹)
Manufactures.....	118, 166	June.....	107, 990	February.....	8, 176	7.0
Service.....	18, 321	November.....	16, 632	May.....	1, 689	9.2
Trade, wholesale and retail.....	44, 657	December.....	36, 448	February.....	8, 208	18.4
Transportation and public utilities.....	13, 763	do.....	11, 746	January.....	2, 017	14.7
1918						
All industries.....	230, 458	November.....	189, 285	January.....	41, 173	17.9
Agriculture.....	684	June.....	347	do.....	337	49.3
Construction.....	1, 572	August.....	1, 237	do.....	335	21.3
Fisheries.....	25	October.....	13	February.....	12	(¹)
Manufactures.....	146, 151	November.....	114, 183	January.....	31, 968	21.9
Service.....	21, 050	September.....	18, 846	do.....	2, 204	10.5
Trade, wholesale and retail.....	49, 804	December.....	40, 476	February.....	9, 328	18.7
Transportation and public utilities.....	15, 905	do.....	13, 943	January.....	1, 962	12.3
1919						
All industries.....	239, 676	December.....	209, 820	May.....	29, 856	12.5
Agriculture.....	669	July.....	365	November.....	304	45.4
Construction.....	1, 661	November.....	1, 405	February.....	256	15.4
Fisheries.....	31	September.....	26	January.....	5	(¹)
Manufactures.....	144, 551	October.....	122, 514	February.....	22, 037	15.2
Service.....	22, 125	November.....	20, 842	May.....	1, 283	5.8
Trade, wholesale and retail.....	56, 041	December.....	46, 589	January.....	9, 452	16.9
Transportation and public utilities.....	16, 158	February.....	15, 054	February.....	1, 104	6.8
1920						
All industries.....	242, 669	July.....	217, 235	December.....	25, 434	10.5
Agriculture.....	734	do.....	366	January.....	368	50.1
Construction.....	1, 856	June.....	1, 673	do.....	178	9.6
Fisheries.....	29	do.....	23	February.....	6	(¹)
Manufactures.....	143, 919	do.....	112, 408	December.....	31, 511	21.9
Service.....	26, 627	September.....	24, 294	January.....	2, 333	8.8
Trade, wholesale and retail.....	59, 466	December.....	51, 161	February.....	8, 305	14.0
Transportation and public utilities.....	17, 825	July.....	15, 620	do.....	1, 905	10.9
1921						
All industries.....	202, 206	December.....	190, 218	July.....	11, 988	5.9
Agriculture.....	557	April.....	352	November.....	205	36.8
Construction.....	1, 445	June.....	1, 388	February.....	57	3.9
Fisheries.....	24	May.....	21	December.....	3	(¹)
Manufactures.....	108, 256	November.....	101, 683	July.....	6, 568	6.1
Service.....	26, 638	June.....	25, 352	December.....	1, 286	4.8
Trade, wholesale and retail.....	53, 231	December.....	44, 051	August.....	9, 180	17.2
Transportation and public utilities.....	15, 415	January.....	14, 568	December.....	847	5.5
1922						
All industries.....	224, 643	December.....	189, 470	January.....	35, 173	15.7
Agriculture.....	506	May.....	315	December.....	191	37.7
Construction.....	1, 448	December.....	1, 299	February.....	149	10.3
Fisheries.....	26	May.....	20	January.....	6	(¹)
Manufactures.....	119, 758	December.....	100, 942	February.....	18, 816	15.7
Service.....	28, 019	do.....	25, 522	do.....	2, 497	8.9
Trade, wholesale and retail.....	59, 560	do.....	45, 216	February.....	14, 344	24.1
Transportation and public utilities.....	15, 373	July.....	14, 518	April.....	855	5.6

¹ Not computed owing to small number involved.

TABLE 10.—Maximum and minimum employment of females in each industry group, 1914 to 1929—Continued

Year and industry group	Maximum		Minimum		Variation from maximum	
	Number	Month	Number	Month	Number	Per cent
1923						
All industries.....	245, 245	December.....	220, 251	January.....	24, 994	10. 2
Agriculture.....	632	June.....	334	do.....	298	47. 2
Construction.....	1, 701	November.....	1, 489	do.....	212	12. 5
Fisheries.....	(¹)	(²)	(²)	(²)		
Manufactures.....	133, 601	June.....	122, 262	January.....	11, 339	8. 5
Service.....	32, 759	September.....	29, 606	do.....	3, 153	9. 6
Trade, wholesale and retail.....	64, 825	December.....	50, 126	February.....	14, 699	22. 7
Transportation and public utilities.....	16, 782	August.....	15, 492	do.....	1, 290	7. 7
1924						
All industries.....	248, 713	December.....	230, 147	July.....	18, 566	7. 5
Agriculture.....	719	July.....	436	January.....	283	39. 4
Construction.....	2, 044	October.....	1, 904	do.....	140	6. 8
Manufactures.....	130, 637	March.....	119, 032	July.....	11, 605	8. 9
Service.....	36, 497	June.....	34, 487	January.....	2, 010	5. 5
Trade, wholesale and retail.....	67, 753	December.....	54, 202	August.....	13, 551	20. 0
Transportation and public utilities.....	17, 069	July.....	16, 298	November.....	771	4. 5
1925						
All industries.....	266, 861	December.....	239, 065	January.....	27, 796	10. 4
Agriculture.....	792	April.....	477	do.....	315	39. 8
Construction.....	2, 180	August.....	2, 003	do.....	177	8. 1
Manufactures.....	138, 907	October.....	125, 398	do.....	13, 509	9. 7
Service.....	48, 381	do.....	45, 459	do.....	2, 922	6. 0
Trade, wholesale and retail.....	64, 265	December.....	49, 050	February.....	15, 215	23. 7
Transportation and public utilities.....	17, 598	do.....	16, 023	January.....	1, 575	8. 9
1926						
All industries.....	279, 275	December.....	253, 728	January.....	25, 547	9. 1
Agriculture.....	989	July.....	556	do.....	433	43. 8
Construction.....	2, 468	November.....	2, 256	{January.....}	212	8. 6
Manufactures.....	143, 680	October.....	131, 745	{February.....}		
Service.....	54, 216	do.....	50, 167	January.....	11, 935	8. 3
Trade, wholesale and retail.....	66, 361	December.....	49, 642	do.....	4, 049	7. 5
Transportation and public utilities.....	18, 629	do.....	18, 185	August.....	16, 719	25. 2
				March.....	444	2. 4
1927						
All industries.....	284, 664	December.....	260, 958	January.....	23, 706	8. 3
Agriculture.....	1, 060	June.....	590	do.....	470	44. 3
Construction.....	2, 384	November.....	2, 239	do.....	145	6. 1
Manufactures.....	145, 070	October.....	132, 564	do.....	12, 506	8. 6
Service.....	56, 956	June.....	53, 940	do.....	3, 016	5. 3
Trade, wholesale and retail.....	70, 118	December.....	52, 655	February.....	17, 463	24. 9
Transportation and public utilities.....	19, 129	July.....	17, 987	January.....	1, 142	6. 0
1928						
All industries.....	301, 222	December.....	261, 946	January.....	39, 276	13. 0
Agriculture.....	1, 222	July.....	652	do.....	570	46. 6
Construction.....	2, 490	November.....	2, 281	February.....	209	8. 4
Manufactures.....	149, 132	October.....	131, 008	January.....	18, 124	12. 2
Service.....	59, 927	do.....	56, 524	do.....	3, 403	5. 7
Trade, wholesale and retail.....	73, 635	December.....	52, 733	February.....	20, 852	28. 3
Transportation and public utilities.....	19, 581	July.....	18, 127	January.....	1, 454	7. 4
1929						
All industries.....	313, 416	October.....	287, 221	January.....	26, 195	8. 4
Agriculture.....	1, 345	July.....	727	do.....	618	45. 9
Construction.....	2, 646	October.....	2, 423	do.....	223	8. 4
Fisheries.....	14	May to Octo-ber.....	12	January to March.....	(¹)	(¹)
Manufactures.....	160, 879	September.....	144, 285	December.....	16, 594	10. 3
Service.....	66, 378	do.....	62, 272	February.....	4, 106	6. 2
Trade, wholesale and retail.....	74, 859	December.....	55, 350	do.....	19, 509	26. 1
Transportation and public utilities.....	21, 481	July.....	19, 647	January.....	1, 834	8. 5

¹ Not computed owing to small number involved.

² 1 reported throughout year.

In Table 11 female employees are separated into three general occupation groups—wage earners; bookkeepers, stenographers, and office clerks; and salespeople (not traveling). Females classified as wage earners formed 69.1 per cent of the total females reported in 1914, 60.6 per cent in 1928, and 60.4 per cent in 1929. Percentage fluctuations by occupation groups are shown later in a comparison of males and females.

TABLE 11.—Females employed on 15th of each month, 1914 to 1929, by general occupation groups, all industries

WAGE EARNERS

Month	1914	1915	1916	1917	1918	1919	1920	1921	1922	1923	1924	1925	1926	1927	1928	1929
January.....	89,708	91,329	102,914	120,967	123,358	136,250	146,772	113,365	114,067	136,164	144,222	144,391	154,712	156,733	157,861	174,078
February.....	90,968	94,197	106,983	121,586	126,871	133,877	146,287	116,782	117,655	140,483	147,404	147,651	157,535	160,341	162,385	178,367
March.....	90,492	95,515	109,201	123,189	131,594	132,655	149,873	118,156	119,669	145,680	149,403	149,379	159,953	163,332	164,965	179,643
April.....	89,242	95,962	110,950	121,545	133,241	131,104	150,261	118,359	120,254	146,276	147,817	150,121	160,241	163,220	164,383	181,666
May.....	87,762	95,600	110,549	119,996	135,023	130,044	149,291	117,412	120,606	146,291	144,109	151,159	159,507	163,434	166,418	182,729
June.....	86,639	96,592	112,170	122,169	144,896	132,924	151,746	118,215	124,512	149,655	141,578	151,307	159,888	164,243	169,836	184,145
July.....	84,846	94,640	112,733	121,348	147,058	136,497	151,441	114,633	125,488	146,371	137,779	147,959	156,319	161,986	168,089	182,902
August.....	86,237	96,311	113,689	122,174	148,388	140,272	148,318	116,745	127,540	146,445	138,823	147,050	159,553	163,907	170,626	185,625
September.....	88,558	99,939	116,212	124,879	150,682	142,899	147,216	119,125	130,369	147,432	144,850	151,923	165,488	170,033	176,391	191,212
October.....	88,110	102,067	118,340	127,121	152,043	146,161	142,615	121,140	129,872	149,056	147,198	160,576	168,944	172,279	178,214	190,739
November.....	84,822	101,693	118,728	126,459	152,513	147,800	135,148	121,451	132,326	148,711	146,018	159,560	167,671	169,404	176,838	183,626
December.....	82,689	102,400	117,798	126,245	146,338	150,078	124,916	120,575	134,750	146,389	145,723	156,490	163,842	164,176	174,809	175,921

BOOKKEEPERS, STENOGRAPHERS, AND OFFICE CLERKS¹

January.....	23,935	26,642	31,018	37,453	45,299	55,204	61,941	57,626	53,188	60,237	65,374	67,465	71,169	74,745	74,694	82,076
February.....	23,938	26,699	31,335	37,602	45,892	55,233	63,273	56,752	53,429	60,627	65,559	67,948	71,260	74,840	75,098	82,669
March.....	24,805	26,964	31,952	37,908	46,627	55,502	64,215	56,372	53,825	61,363	65,930	68,171	71,913	75,283	75,508	83,223
April.....	24,008	27,065	32,278	38,351	47,285	56,012	65,092	56,001	54,372	61,820	66,324	68,413	72,214	75,629	76,069	84,091
May.....	23,895	27,224	32,458	39,000	48,227	56,116	65,347	55,643	54,829	62,629	66,061	68,559	72,703	75,724	76,295	84,614
June.....	23,842	27,497	32,785	39,451	49,872	56,641	66,163	55,072	55,494	63,413	65,884	68,220	73,039	76,140	76,890	85,190
July.....	23,774	27,418	33,116	39,737	51,295	57,834	66,571	54,446	55,911	63,736	66,055	69,334	73,810	76,405	77,467	86,033
August.....	23,663	27,507	33,272	40,418	52,260	58,244	65,848	53,967	56,136	63,671	65,881	69,568	73,926	76,400	77,981	86,391
September.....	23,731	27,589	33,838	40,770	53,480	58,590	64,751	53,579	56,512	63,641	66,079	69,634	74,023	76,583	78,309	86,494
October.....	23,711	28,064	34,192	41,485	54,192	58,923	63,863	53,237	56,769	63,487	65,899	69,912	74,317	76,552	78,405	86,385
November.....	23,658	28,374	34,616	42,007	54,628	59,655	62,806	53,394	57,191	63,717	66,073	70,415	74,678	76,596	78,563	86,644
December.....	23,822	28,930	35,132	42,121	54,167	60,195	61,873	53,803	58,143	64,278	66,627	71,104	75,017	77,173	79,591	86,224

SALESPeOPLE (NOT TRAVELING)

January.....	14,742	14,931	17,248	19,182	20,628	22,933	24,406	22,914	22,215	23,850	26,319	27,209	27,847	29,480	29,391	31,067
February.....	14,282	14,337	16,608	17,962	20,508	22,859	23,786	21,683	21,351	23,589	26,314	27,002	27,267	29,023	29,135	30,923
March.....	14,771	15,208	17,326	19,737	21,510	23,290	24,504	22,576	22,002	24,773	27,658	27,646	28,408	30,024	30,808	33,019
April.....	15,514	15,466	18,719	20,159	21,387	23,916	24,914	22,392	23,936	25,206	28,552	28,741	29,068	32,353	31,640	33,722
May.....	15,191	15,723	18,080	19,749	21,206	23,660	24,997	22,115	22,708	24,989	27,212	28,274	29,277	31,260	31,624	34,075
June.....	14,920	15,048	17,747	19,448	21,837	23,961	24,696	21,959	22,919	25,306	28,909	28,068	28,463	30,882	31,820	34,441
July.....	14,161	14,466	17,397	19,146	20,846	23,448	24,657	21,139	22,800	24,816	26,313	27,267	27,441	29,981	31,199	32,915
August.....	13,511	14,101	16,481	18,423	20,890	23,381	24,222	20,643	21,987	24,192	25,750	27,380	27,264	29,834	30,162	32,518
September.....	14,355	15,200	18,218	20,297	21,971	24,431	25,077	21,196	23,154	26,127	27,016	28,324	29,431	30,779	32,454	34,279
October.....	15,220	16,082	19,490	20,862	22,563	24,398	25,507	22,530	24,802	26,696	27,711	29,915	30,703	32,701	33,730	36,292
November.....	15,748	16,568	20,345	21,324	23,117	26,580	26,698	23,097	26,989	28,260	29,525	31,473	31,983	33,800	35,323	36,984
December.....	18,472	19,901	24,192	24,607	26,573	29,408	30,446	27,828	31,760	34,578	36,363	39,267	40,416	43,315	46,822	47,137

¹ A small number of females (less than 300) were employed in 1914 to 1920, inclusive, in mining and quarrying as office help but could not be segregated from males. The monthly fluctuations of employment of office help in mining and quarrying in 1921 to 1929 were not reported and therefore the numbers have been added in as constants each year.

FLUCTUATION OF EMPLOYMENT—FEMALES

33

Fluctuation of Employment—Comparison of Males and Females

Table 12 presents a comparison of employment fluctuation for all industries and for each of four industry groups which employ large numbers both of males and of females.

For the "all industries" group the males show the wider fluctuation in each of the 16 years except in 1917, 1918, 1921, and 1924 and also except in 1925 when the percentages were the same for the two sexes. In manufactures the males show the wider fluctuation except in 1917, 1918, 1919, 1925, 1926, and 1928. In service the males show the wider fluctuation in all years except 1914. In wholesale and retail trade the females show a much wider fluctuation than do males due largely to the large group of temporary saleswomen employed during December. In transportation and public utilities the males show the wider fluctuation except in 1917 and 1918.

TABLE 12.—*Per cent of variation from maximum employment in specified industry groups, by sex, 1914 to 1929*

Year and industry group	Per cent of variation from maximum		Year and industry group	Per cent of variation from maximum	
	Males	Females		Males	Females
1914			1919		
All industries.....	11.1	5.6	All industries.....	14.2	12.5
Manufactures.....	13.3	10.1	Manufactures.....	13.8	15.2
Service.....	5.5	6.3	Service.....	12.4	5.8
Trade, wholesale and retail.....	4.4	20.2	Trade, wholesale and retail.....	15.7	16.9
Transportation and public utilities.....	21.6	6.3	Transportation and public utilities.....	9.4	6.8
1915			1920		
All industries.....	22.9	12.1	All industries.....	20.7	10.5
Manufactures.....	23.8	12.0	Manufactures.....	28.0	21.9
Service.....	14.7	6.6	Service.....	11.2	8.8
Trade, wholesale and retail.....	10.7	22.5	Trade, wholesale and retail.....	5.0	14.0
Transportation and public utilities.....	21.0	8.1	Transportation and public utilities.....	12.2	10.9
1916			1921		
All industries.....	16.9	14.6	All industries.....	4.0	5.9
Manufactures.....	15.7	13.5	Manufactures.....	9.7	6.1
Service.....	14.0	9.4	Service.....	6.3	4.8
Trade, wholesale and retail.....	11.0	24.1	Trade, wholesale and retail.....	2.4	17.2
Transportation and public utilities.....	19.9	12.1	Transportation and public utilities.....	7.0	5.5
1917			1922		
All industries.....	7.2	8.2	All industries.....	26.1	15.7
Manufactures.....	3.5	7.0	Manufactures.....	28.1	15.7
Service.....	9.3	9.2	Service.....	15.2	8.9
Trade, wholesale and retail.....	4.0	18.4	Trade, wholesale and retail.....	13.5	24.1
Transportation and public utilities.....	11.9	14.7	Transportation and public utilities.....	18.6	5.6
1918			1923		
All industries.....	8.0	17.9	All industries.....	10.6	10.2
Manufactures.....	6.0	21.9	Manufactures.....	9.1	8.5
Service.....	12.2	10.5	Service.....	13.7	9.6
Trade, wholesale and retail.....	5.3	18.7	Trade, wholesale and retail.....	10.1	22.7
Transportation and public utilities.....	8.5	12.3	Transportation and public utilities.....	16.5	7.7

TABLE 12.—Per cent of variation from maximum employment in specified industry groups, by sex, 1914 to 1929—Continued

Year and industry group	Per cent of variation from maximum		Year and industry group	Per cent of variation from maximum	
	Males	Females		Males	Females
1924 All industries.....	6.6	7.5	1927 All industries.....	8.8	8.3
Manufactures.....	15.0	8.9	Manufactures.....	9.0	8.6
Service.....	8.9	5.5	Service.....	8.8	5.3
Trade, wholesale and retail.....	8.0	20.0	Trade, wholesale and retail.....	7.5	24.9
Transportation and public utilities.....	9.8	4.5	Transportation and public utilities.....	10.9	6.0
1925 All industries.....	10.4	10.4	1928 All industries.....	15.1	13.0
Manufactures.....	7.0	9.7	Manufactures.....	11.7	12.2
Service.....	9.9	6.0	Service.....	9.8	5.7
Trade, wholesale and retail.....	8.7	23.7	Trade, wholesale and retail.....	10.7	23.3
Transportation and public utilities.....	17.8	8.9	Transportation and public utilities.....	16.6	7.4
1926 All industries.....	9.3	9.1	1929 All industries.....	12.6	8.4
Manufactures.....	6.2	8.3	Manufactures.....	15.1	10.3
Service.....	9.7	7.5	Service.....	10.9	6.2
Trade, wholesale and retail.....	9.1	25.2	Trade, wholesale and retail.....	10.1	26.1
Transportation and public utilities.....	13.8	2.4	Transportation and public utilities.....	12.2	8.5

Chart 7 compares the fluctuation of employment of males and females in manufactures.

Table 13 brings into comparison the percentage of variation from maximum employment for males and females in the three general occupation groups within each year. Male wage earners show a wider variation than do females in all of the years except 1918 and 1921. Male bookkeepers, stenographers, and office clerks show a wider variation than do females in eight years and the same in one year. Saleswomen show a decidedly wider variation each year than do salesmen; this, however, is due to the large number of extra saleswomen taken on for the Christmas holiday trade.

CHART 7.—COMPARISON OF EMPLOYMENT FLUCTUATIONS OF MALES AND FEMALES IN MANUFACTURES, 1914-1929

[Logarithmic vertical scale]

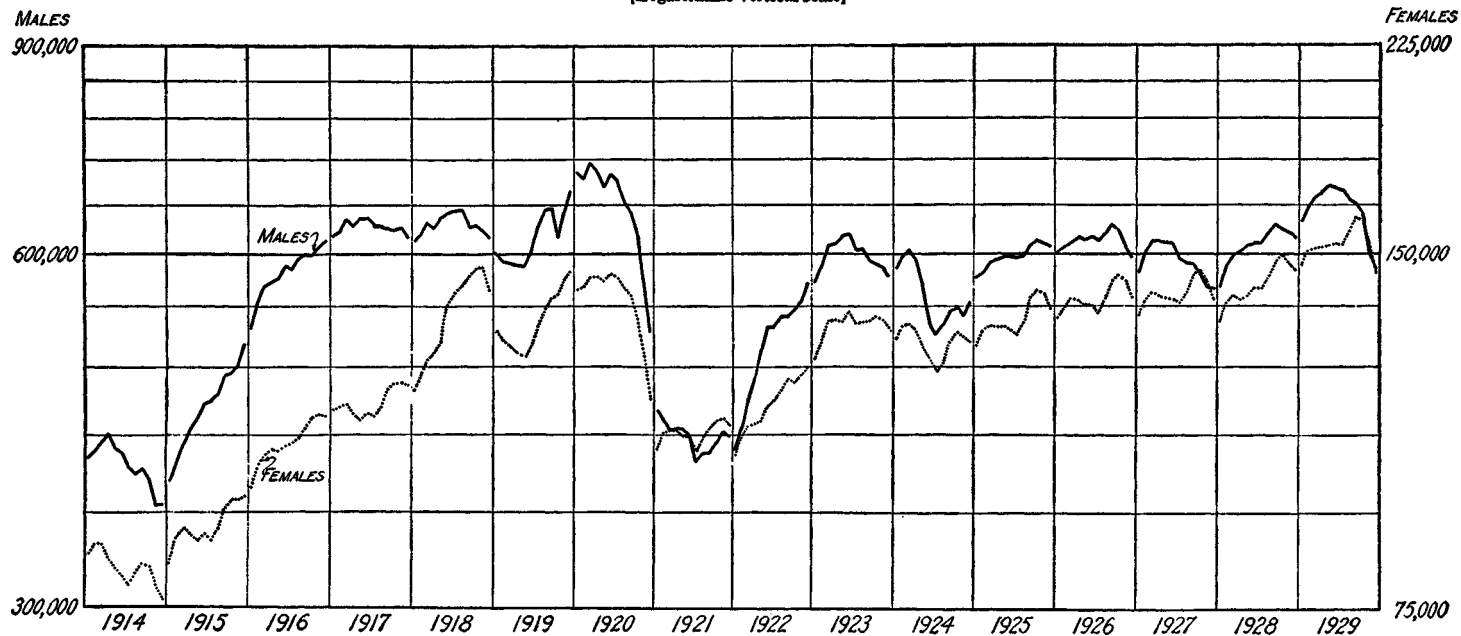


TABLE 13.—Per cent of variation from maximum employment in general occupation groups, by sex, 1914 to 1929, all industries]

Year and general occupation group	Per cent variation from maximum		Year and general occupation group	Per cent variation from maximum	
	Males	Females		Males	Females
1914			1922		
Wage earners.....	12.3	9.1	Wage earners.....	27.9	15.3
Bookkeepers, stenographers, and office clerks.....	2.6	4.6	Bookkeepers, stenographers, and office clerks.....	8.7	8.5
Salespeople (not traveling).....	4.8	26.9	Salespeople (not traveling).....	13.8	32.8
1915			1923		
Wage earners.....	24.1	10.8	Wage earners.....	11.2	9.0
Bookkeepers, stenographers, and office clerks.....	9.4	7.9	Bookkeepers, stenographers, and office clerks.....	6.3	6.3
Salespeople (not traveling).....	8.9	29.1	Salespeople (not traveling).....	12.1	31.8
1916			1924		
Wage earners.....	17.5	13.3	Wage earners.....	7.5	7.2
Bookkeepers, stenographers, and office clerks.....	11.8	11.7	Bookkeepers, stenographers, and office clerks.....	1.0	1.9
Salespeople (not traveling).....	9.3	31.9	Salespeople (not traveling).....	9.4	29.2
1917			1925		
Wage earners.....	7.5	4.8	Wage earners.....	11.1	10.1
Bookkeepers, stenographers, and office clerks.....	5.9	11.1	Bookkeepers, stenographers, and office clerks.....	3.9	5.1
Salespeople (not traveling).....	4.9	27.0	Salespeople (not traveling).....	10.2	31.2
1918			1926		
Wage earners.....	8.6	19.1	Wage earners.....	10.0	8.4
Bookkeepers, stenographers, and office clerks.....	6.2	17.1	Bookkeepers, stenographers, and office clerks.....	3.6	5.1
Salespeople (not traveling).....	5.0	22.8	Salespeople (not traveling).....	9.3	32.5
1919			1927		
Wage earners.....	14.1	13.3	Wage earners.....	10.4	9.0
Bookkeepers, stenographers, and office clerks.....	16.2	8.3	Bookkeepers, stenographers, and office clerks.....	3.2	3.1
Salespeople (not traveling).....	16.2	22.3	Salespeople (not traveling).....	8.3	33.0
1920			1928		
Wage earners.....	22.2	17.7	Wage earners.....	16.5	11.4
Bookkeepers, stenographers, and office clerks.....	9.5	7.1	Bookkeepers, stenographers, and office clerks.....	5.3	6.2
Salespeople (not traveling).....	6.8	21.9	Salespeople (not traveling).....	11.5	37.8
1921			1929		
Wage earners.....	3.4	6.7	Wage earners.....	14.7	9.0
Bookkeepers, stenographers, and office clerks.....	9.2	7.6	Bookkeepers, stenographers, and office clerks.....	5.5	5.3
Salespeople (not traveling).....	5.6	25.8	Salespeople (not traveling).....	11.4	34.4

Fluctuation of Employment—Both Sexes

Two tables combining figures for both sexes are shown. Table 14 shows for the sexes combined the number reported employed on the 15th of each month for each of the 16 years, 1914 to 1929. The first of the nine sections shows the information for all industries combined. The succeeding sections cover the eight industry groups.

TABLE 14.—Number (both sexes) employed on 15th of each month, 1914 to 1929, by industry groups

ALL INDUSTRIES:

Month	1914	1915	1916	1917	1918	1919	1920	1921	1922	1923	1924	1925	1926	1927	1928	1929
January....	684,082	673,460	865,034	1,025,847	1,036,782	1,035,370	1,195,022	874,556	816,354	1,052,896	1,098,135	1,086,463	1,151,739	1,152,874	1,105,408	1,230,741
February....	687,218	686,447	895,236	1,031,568	1,049,229	1,016,085	1,184,543	857,555	839,558	1,072,768	1,115,838	1,097,553	1,168,051	1,180,491	1,134,060	1,256,762
March.....	699,731	713,069	917,623	1,058,652	1,081,499	1,017,219	1,220,509	854,947	868,751	1,113,319	1,130,182	1,118,607	1,171,571	1,206,487	1,163,562	1,286,013
April.....	673,385	741,045	939,065	1,059,199	1,086,353	1,028,286	1,223,090	862,169	885,922	1,125,746	1,134,424	1,140,063	1,197,134	1,201,642	1,187,893	1,315,712
May.....	672,083	756,900	956,687	1,084,774	1,104,841	1,034,519	1,210,900	858,303	905,418	1,146,387	1,103,860	1,157,368	1,209,397	1,211,960	1,216,254	1,338,880
June.....	674,397	781,386	985,147	1,094,971	1,133,791	1,070,377	1,241,540	869,100	953,567	1,169,640	1,069,386	1,166,484	1,225,566	1,225,049	1,233,182	1,353,437
July.....	665,015	786,758	989,630	1,089,222	1,140,697	1,111,447	1,238,457	843,949	985,612	1,147,040	1,063,262	1,165,468	1,221,981	1,207,120	1,239,065	1,356,004
August.....	674,385	796,075	1,011,910	1,092,793	1,141,742	1,147,253	1,203,962	851,430	1,010,664	1,153,685	1,072,271	1,177,069	1,232,862	1,208,208	1,260,518	1,351,176
September..	683,240	824,880	1,022,297	1,092,459	1,114,468	1,157,486	1,192,494	859,593	1,034,498	1,141,633	1,093,250	1,196,728	1,259,325	1,215,659	1,270,759	1,350,928
October....	674,684	828,896	1,025,507	1,090,561	1,114,379	1,124,154	1,151,196	868,760	1,041,930	1,135,633	1,098,773	1,206,246	1,257,476	1,199,735	1,282,284	1,339,467
November..	641,416	835,708	1,032,839	1,088,074	1,100,229	1,120,322	1,080,783	871,218	1,052,745	1,125,739	1,080,006	1,194,228	1,234,805	1,166,424	1,264,804	1,269,618
December..	631,217	851,990	1,029,785	1,058,825	1,079,668	1,176,887	1,009,799	857,384	1,072,712	1,108,105	1,086,469	1,187,066	1,210,249	1,154,121	1,255,706	1,230,724

AGRICULTURE

January....	1,697	2,203	2,925	3,585	3,772	3,581	3,804	3,481	3,352	3,398	4,295	4,804	5,285	5,947	6,513	6,646
February..	1,742	2,240	3,052	3,691	3,873	3,725	3,855	3,547	3,323	3,465	4,338	4,896	5,317	5,953	6,507	6,731
March.....	1,903	2,619	3,253	4,070	4,527	4,079	4,137	4,071	3,767	3,629	4,711	5,586	5,675	6,612	7,161	7,554
April.....	2,458	3,245	4,000	5,016	5,043	4,863	4,882	4,378	4,629	4,384	6,011	6,834	7,144	7,912	8,520	9,281
May.....	2,510	3,398	4,236	5,168	5,284	4,885	5,271	4,803	4,918	4,726	6,137	6,860	7,491	8,186	8,830	9,608
June.....	2,597	3,415	4,719	5,671	5,911	5,745	5,741	5,225	5,468	5,605	6,678	7,192	8,252	9,197	9,764	10,686
July.....	2,628	3,973	5,035	5,897	5,483	6,045	6,134	5,335	5,468	5,696	7,231	7,868	8,937	9,409	10,686	11,395
August....	2,557	3,481	4,602	5,552	5,325	5,341	5,414	5,022	5,166	5,279	6,764	7,480	8,400	8,906	9,780	10,173
September.	2,345	3,177	4,374	5,289	5,140	4,832	5,383	4,694	4,729	5,088	6,569	7,078	8,057	8,717	9,773	9,945
October..	2,412	3,118	4,099	4,760	4,838	4,620	5,188	4,545	4,586	5,126	6,252	6,818	8,133	8,678	9,556	9,747
November..	2,175	2,776	3,604	4,420	4,279	4,102	4,673	4,083	4,067	4,630	5,495	6,251	7,137	7,216	8,179	8,280
December..	1,801	2,489	3,266	3,792	3,838	3,752	4,250	3,729	3,676	4,059	4,843	5,566	5,902	6,361	7,266	7,324

CONSTRUCTION

January	23, 113	25, 536	39, 229	50, 799	44, 840	38, 448	55, 538	43, 463	32, 994	49, 161	54, 228	53, 527	54, 655	59, 160	54, 363	51, 965
February	21, 023	24, 506	39, 648	49, 241	44, 851	36, 932	54, 699	39, 820	32, 759	46, 665	53, 549	54, 997	54, 738	61, 290	53, 034	52, 461
March	23, 713	30, 029	40, 027	55, 496	52, 271	38, 940	62, 200	42, 724	35, 001	52, 482	57, 834	61, 188	56, 558	67, 340	59, 484	60, 582
April	31, 291	39, 731	52, 631	63, 521	61, 438	47, 162	71, 570	43, 551	39, 773	61, 639	71, 399	74, 292	69, 200	77, 775	70, 937	72, 427
May	35, 594	46, 080	60, 607	76, 551	63, 364	50, 894	76, 733	45, 315	51, 450	70, 230	77, 399	83, 507	81, 978	88, 101	82, 070	82, 554
June	39, 488	48, 402	67, 487	79, 199	72, 253	59, 044	89, 830	55, 684	60, 942	79, 017	83, 201	89, 721	93, 101	96, 463	87, 411	91, 482
July	40, 238	52, 406	72, 502	82, 217	74, 001	63, 371	83, 917	58, 784	66, 007	82, 337	90, 122	92, 702	96, 273	100, 442	91, 919	97, 888
August	41, 020	53, 509	77, 336	85, 176	73, 574	69, 277	83, 158	59, 387	71, 587	85, 039	90, 330	92, 880	97, 455	102, 812	97, 500	97, 482
September	41, 626	56, 454	77, 812	83, 890	67, 254	72, 662	86, 793	61, 428	70, 499	82, 105	89, 381	89, 955	98, 970	101, 680	94, 819	93, 615
October	38, 553	55, 432	76, 671	80, 535	66, 416	73, 401	79, 869	59, 225	70, 706	79, 591	87, 424	88, 305	98, 992	94, 716	84, 230	93, 976
November	33, 059	52, 711	72, 632	75, 531	59, 330	71, 624	71, 210	51, 063	67, 014	75, 495	78, 484	79, 348	87, 287	83, 566	85, 216	81, 904
December	23, 772	43, 791	61, 880	56, 169	53, 268	65, 228	60, 030	45, 477	57, 481	65, 714	64, 974	71, 393	74, 933	69, 140	70, 169	67, 374

FISHERIES

January	145	243	278	266	373	347	248	230	232	162	222	218	260	191	174	307
February	202	243	473	375	333	286	258	241	235	172	245	214	187	172	199	273
March	265	408	396	300	393	384	284	263	296	233	275	270	240	262	265	338
April	344	532	492	615	559	443	429	345	389	293	367	371	333	338	285	422
May	320	580	661	595	578	480	427	374	412	357	411	398	449	368	342	411
June	336	463	609	522	450	450	435	333	348	348	373	347	367	329	323	413
July	306	505	511	490	464	485	480	345	353	312	340	347	309	293	298	351
August	277	397	478	481	432	485	493	315	343	296	313	329	296	292	277	325
September	287	442	500	514	427	450	414	322	323	318	360	328	306	303	261	340
October	304	453	493	530	480	483	400	314	338	344	367	318	316	295	296	349
November	327	477	523	571	542	475	418	327	362	326	343	312	313	313	285	331
December	276	379	366	355	391	520	335	270	298	286	289	219	238	244	214	273

MANUFACTURES

January	484, 788	463, 895	612, 838	730, 008	728, 224	731, 343	841, 071	542, 341	507, 562	688, 264	709, 872	696, 498	733, 130	710, 987	689, 774	784, 410
February	491, 040	482, 533	643, 360	738, 585	739, 834	716, 585	834, 445	536, 545	530, 843	711, 427	726, 175	705, 748	741, 602	736, 762	719, 446	808, 359
March	499, 749	499, 706	661, 690	753, 422	759, 095	713, 013	857, 866	556, 100	740, 836	733, 686	717, 741	719, 195	751, 444	734, 971	819, 917	827, 839
April	502, 701	511, 056	669, 106	741, 361	753, 425	709, 252	846, 274	530, 598	574, 924	741, 235	723, 205	721, 615	750, 479	750, 988	736, 907	827, 839
May	489, 327	517, 973	672, 247	748, 404	767, 878	706, 836	824, 476	529, 435	598, 326	749, 373	687, 200	725, 959	754, 771	749, 004	746, 657	835, 820
June	485, 763	531, 932	687, 933	751, 979	784, 098	728, 345	844, 531	524, 630	629, 447	756, 243	644, 854	724, 881	753, 283	748, 332	750, 921	834, 405
July	472, 014	533, 281	684, 107	742, 324	790, 890	761, 881	835, 352	499, 263	631, 922	732, 935	631, 913	722, 264	747, 934	727, 987	752, 001	831, 223
August	469, 234	543, 635	700, 054	743, 490	793, 976	758, 524	801, 398	508, 228	644, 406	736, 158	642, 840	729, 413	758, 373	726, 333	766, 243	824, 563
September	473, 116	562, 543	706, 418	743, 536	775, 796	794, 472	785, 346	512, 913	646, 186	722, 905	661, 455	746, 969	775, 597	731, 609	779, 492	823, 718
October	466, 685	566, 602	703, 185	745, 270	778, 696	759, 405	750, 158	521, 458	651, 612	719, 014	666, 443	753, 087	770, 615	720, 407	778, 660	808, 934
November	442, 553	574, 287	717, 977	747, 249	774, 308	793, 552	688, 556	531, 039	662, 224	714, 338	657, 252	749, 713	749, 377	701, 771	770, 132	755, 581
December	441, 831	594, 181	723, 949	735, 548	756, 752	822, 599	626, 562	525, 271	685, 289	702, 784	669, 383	741, 970	731, 723	694, 980	765, 007	724, 513

¹ Includes a small number of persons in some of the years in "Industries not otherwise classified." This number seldom exceeds 100.

TABLE 14.—Number (both sexes) employed on 15th of each month, 1914 to 1929, by industry groups—Continued

MINING AND QUARRYING:

Month	1914	1915	1916	1917	1918	1919	1920	1921	1922	1923	1924	1925	1926	1927	1928	1929
January.....	48,877	32,186	42,088	48,825	55,303	50,458	53,595	52,432	45,761	59,099	45,591	39,518	37,749	41,148	15,342	26,582
February.....	48,624	31,304	43,000	48,906	55,903	46,768	52,652	48,372	46,555	58,059	46,086	39,278	36,403	41,669	16,133	27,387
March.....	48,970	31,104	43,239	48,989	56,852	46,344	52,984	46,916	46,897	57,282	44,573	37,343	35,421	41,581	16,841	27,690
April.....	12,579	32,212	36,947	48,717	56,941	47,004	52,329	43,455	10,967	54,485	37,444	32,143	33,496	15,667	17,081	26,590
May.....	12,679	30,513	40,461	50,801	57,471	48,706	53,516	45,191	11,997	53,156	35,553	32,901	31,181	15,288	18,265	25,912
June.....	12,402	35,432	43,176	52,980	58,008	50,835	55,086	47,300	13,408	53,428	35,221	32,519	30,361	15,870	19,680	26,652
July.....	16,663	36,806	45,096	53,760	58,719	51,801	55,507	47,123	14,243	51,220	36,089	31,244	29,045	15,811	20,741	25,894
August.....	29,178	36,581	46,484	55,010	58,733	54,397	56,702	48,059	41,542	50,415	36,653	33,612	29,313	16,401	22,088	28,033
September.....	33,487	49,710	47,203	55,291	57,100	55,091	57,207	49,308	61,522	52,162	38,698	36,090	33,137	17,402	24,067	28,653
October.....	34,791	30,697	47,662	55,574	56,769	55,045	57,948	51,238	62,802	52,261	40,777	37,817	38,177	17,952	25,920	29,464
November.....	33,378	42,452	47,918	56,238	54,569	16,286	58,273	51,311	63,347	49,475	40,257	39,319	43,447	17,820	27,467	29,770
December.....	33,415	43,261	47,208	57,301	53,395	46,862	59,034	46,502	62,768	46,874	40,267	39,474	41,022	17,949	27,248	28,929

SERVICE

January.....	23,450	29,051	33,644	40,904	47,694	48,970	59,310	61,204	60,961	70,023	81,974	107,024	117,721	124,481	131,453	144,389
February.....	23,324	29,009	33,792	41,118	47,666	49,438	59,631	61,267	61,471	70,876	82,897	107,447	118,520	125,061	131,859	144,966
March.....	23,487	29,555	34,306	42,093	48,550	50,188	60,732	61,893	62,523	72,069	83,941	108,790	120,270	126,936	133,840	148,130
April.....	23,848	30,512	35,118	42,761	49,464	51,582	62,167	63,598	63,802	73,446	86,604	112,447	123,687	131,545	137,214	152,109
May.....	24,050	30,977	36,066	43,345	50,305	52,939	63,418	63,496	65,065	75,313	87,713	114,060	126,189	132,594	139,665	154,867
June.....	24,191	31,682	37,110	44,690	51,204	53,848	65,022	64,108	67,031	77,768	88,649	116,009	127,753	134,293	141,622	157,709
July.....	23,900	32,681	37,641	44,662	50,414	53,765	65,774	63,474	67,628	77,199	87,438	115,040	126,014	132,640	140,339	157,057
August.....	23,722	32,692	38,303	45,075	50,317	54,232	65,926	62,415	67,826	78,009	86,997	115,567	126,406	132,370	141,047	156,737
September.....	23,651	32,346	37,468	44,495	49,429	53,507	65,639	62,298	69,263	79,617	87,501	116,429	127,190	133,694	142,911	158,505
October.....	23,361	30,899	37,681	43,648	47,234	53,850	65,017	61,680	68,437	78,764	86,631	116,006	127,648	132,386	142,055	156,641
November.....	23,174	30,692	37,618	43,032	47,304	53,527	64,361	61,207	67,717	77,978	85,362	114,330	126,140	130,802	140,680	153,975
December.....	22,769	30,513	36,857	42,484	47,924	53,599	63,107	60,481	67,441	77,604	84,342	113,405	125,551	129,502	139,824	152,223

TRADE, WHOLESALE AND RETAIL

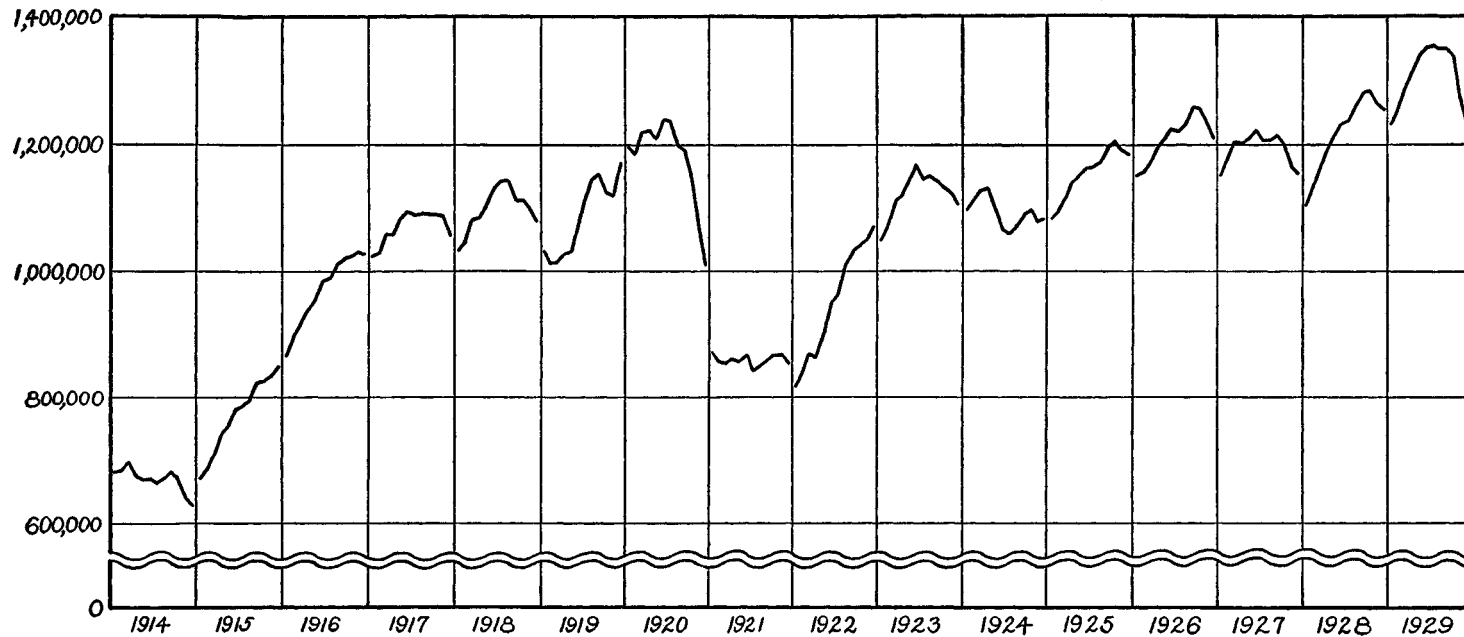
January	66,836	73,921	83,476	95,666	98,501	103,155	121,167	112,606	111,324	122,096	135,590	122,243	127,854	134,570	133,135	139,904
February	66,251	72,589	82,768	94,593	98,317	103,136	119,507	110,236	109,744	121,905	135,859	121,441	126,651	133,883	132,698	139,981
March	67,906	74,660	84,694	97,151	100,660	104,870	122,076	111,433	111,639	125,157	137,970	123,010	128,273	135,728	135,172	143,364
April	68,682	76,161	87,682	98,143	100,239	107,497	123,240	111,687	115,663	126,682	140,474	125,419	130,275	138,802	137,278	146,154
May	68,438	76,818	86,963	97,962	99,968	108,325	123,376	110,907	115,302	127,440	139,156	125,329	130,830	138,361	138,022	147,133
June	68,539	75,975	86,747	98,001	100,807	110,335	124,297	111,383	116,755	129,233	138,723	125,509	130,511	138,600	139,173	148,505
July	67,159	74,737	85,981	97,676	99,683	111,626	125,147	109,096	117,215	128,195	137,875	123,598	129,534	136,902	138,533	147,296
August	66,155	74,230	84,936	96,357	98,689	112,457	124,289	107,794	116,129	127,285	136,994	124,047	129,402	136,908	137,787	147,822
September	68,047	77,109	88,668	98,700	99,651	114,515	125,098	108,966	118,212	130,671	139,859	126,068	133,517	138,770	142,182	151,122
October	68,874	79,660	91,805	99,681	100,366	115,802	125,284	111,593	121,809	131,635	141,763	130,185	136,336	142,306	145,124	155,118
November	69,239	80,437	93,869	100,671	101,117	118,766	126,589	112,732	125,662	135,601	144,569	132,703	139,169	144,117	147,824	156,454
December	72,338	85,288	99,073	104,920	106,471	123,151	130,735	113,435	134,149	144,174	155,121	143,589	150,883	157,791	163,029	168,839

TRANSPORTATION AND PUBLIC UTILITIES

January	35,176	46,425	50,556	55,794	58,075	59,098	60,289	58,799	54,164	60,592	66,317	62,590	75,106	76,354	74,622	76,538
February	35,012	44,023	49,143	55,159	58,452	59,215	59,496	57,527	54,624	60,038	66,644	63,491	74,594	75,725	74,252	76,604
March	34,338	45,012	50,018	57,131	59,151	59,401	60,670	57,576	54,524	61,624	67,146	64,694	75,901	76,544	75,795	78,423
April	36,482	47,596	53,089	59,060	59,344	60,453	62,199	59,057	55,771	63,474	68,872	66,920	78,490	78,577	79,638	80,890
May	39,165	50,561	55,446	61,898	59,992	61,534	63,683	58,782	57,954	65,628	70,371	68,211	80,468	80,069	82,370	82,880
June	41,081	54,085	57,366	62,029	61,060	61,775	65,598	60,437	60,170	67,936	71,639	70,263	81,895	81,927	84,255	85,625
July	42,107	52,319	58,757	62,206	60,953	62,473	66,146	60,529	62,782	69,043	72,208	72,273	83,894	83,697	84,521	84,950
August	42,242	52,450	59,717	61,652	60,691	62,540	66,582	60,210	63,661	70,197	71,336	73,698	83,174	83,749	85,704	86,091
September	40,681	52,999	59,854	60,904	59,671	62,507	66,614	59,674	63,760	68,658	70,143	73,769	82,510	83,446	86,221	85,030
October	39,704	52,035	58,911	60,573	59,577	61,908	67,322	58,707	62,336	68,800	69,071	73,579	82,213	82,957	86,410	85,238
November	37,476	51,826	58,698	60,362	58,780	61,980	66,703	58,506	62,328	67,895	68,209	72,212	81,895	80,781	85,487	84,323
December	35,015	52,088	57,186	58,256	57,629	61,176	65,746	57,219	61,606	66,511	67,201	71,411	79,959	78,117	82,916	81,249

* Includes all persons working in or around mines and quarries.

CHART 8.—FLUCTUATION OF EMPLOYMENT OF BOTH SEXES IN ALL INDUSTRIES, 1914-1929



Charts 8 and 9 present graphically the fluctuation of employment (both sexes) each year for all industries combined and for coal mining. The line is broken at the end of each year for reasons previously stated. The figures upon which the chart for coal mining is based are found in the Monthly Labor Review for August, 1930 (pp. 12-23).

Maximum employment was reached in June in 4 years, in September in 2 years, in October in 2 years, and in December in 2 years. The months of January, March, April, July, August, and November each marked the maximum in one year.

Minimum employment was reached in January in 10 years, in December in 3 years, in July in 2 years, and in February in 1 year.

Table 15 compares the industry groups with reference to variation of employment for all persons (both sexes) within each year.

TABLE 15.—Maximum and minimum employment (both sexes) in each industry group, 1914 to 1929

Year and industry group	Maximum		Minimum		Variation from maximum	
	Number	Month	Number	Month	Number	Per cent
1914						
All industries.....	699, 731	March.....	631, 217	December.....	68, 514	9. 8
Agriculture.....	2, 628	July.....	1, 697	January.....	931	35. 4
Construction.....	41, 626	September.....	21, 023	February.....	20, 603	49. 5
Fisheries.....	244	April.....	145	January.....	199	57. 8
Manufactures.....	502, 701	do.....	441, 531	December.....	60, 870	12. 1
Mining and quarrying.....	43, 970	March.....	12, 402	June.....	36, 568	74. 7
Service.....	24, 191	June.....	23, 769	December.....	1, 422	5. 9
Trade, wholesale and retail.....	72, 338	December.....	66, 155	August.....	6, 183	8. 5
Transportation and public utilities.....	42, 242	August.....	34, 838	March.....	7, 904	18. 7
1915						
All industries.....	851, 990	December.....	673, 460	January.....	178, 530	21. 0
Agriculture.....	3, 973	July.....	2, 203	January.....	1, 770	44. 6
Construction.....	56, 654	September.....	24, 506	February.....	32, 048	56. 7
Fisheries.....	580	May.....	243	January.....	337	58. 1
Manufactures.....	594, 181	December.....	463, 895	January.....	130, 286	21. 9
Mining and quarrying.....	43, 261	do.....	30, 613	May.....	12, 748	29. 5
Service.....	32, 692	August.....	29, 009	February.....	3, 683	11. 3
Trade, wholesale and retail.....	85, 288	December.....	72, 589	do.....	12, 699	14. 9
Transportation and public utilities.....	54, 085	June.....	44, 023	do.....	10, 062	18. 6
1916						
All industries.....	1, 032, 839	November.....	865, 034	January.....	167, 805	16. 2
Agriculture.....	5, 035	July.....	2, 925	January.....	2, 110	41. 9
Construction.....	77, 812	September.....	39, 229	do.....	38, 583	49. 6
Fisheries.....	661	May.....	278	do.....	383	57. 9
Manufactures.....	723, 949	December.....	612, 838	do.....	111, 111	15. 3
Mining and quarrying.....	47, 918	November.....	36, 947	April.....	10, 971	22. 9
Service.....	38, 303	August.....	33, 644	January.....	4, 659	12. 2
Trade, wholesale and retail.....	99, 073	December.....	82, 768	February.....	16, 305	16. 5
Transportation and public utilities.....	59, 854	September.....	49, 143	do.....	10, 711	17. 9
1917						
All industries.....	1, 094, 971	June.....	1, 025, 847	January.....	69, 124	6. 3
Agriculture.....	5, 897	July.....	3, 585	January.....	2, 312	39. 2
Construction.....	85, 176	August.....	49, 241	February.....	35, 935	42. 2
Fisheries.....	615	April.....	266	January.....	349	56. 7
Manufactures.....	753, 422	March.....	730, 008	do.....	23, 414	3. 1
Mining and quarrying.....	57, 301	December.....	45, 717	April.....	3, 584	15. 0
Service.....	45, 075	August.....	40, 904	January.....	4, 171	9. 3
Trade, wholesale and retail.....	104, 920	December.....	94, 593	February.....	10, 327	9. 8
Transportation and public utilities.....	62, 206	July.....	55, 159	do.....	7, 047	11. 3

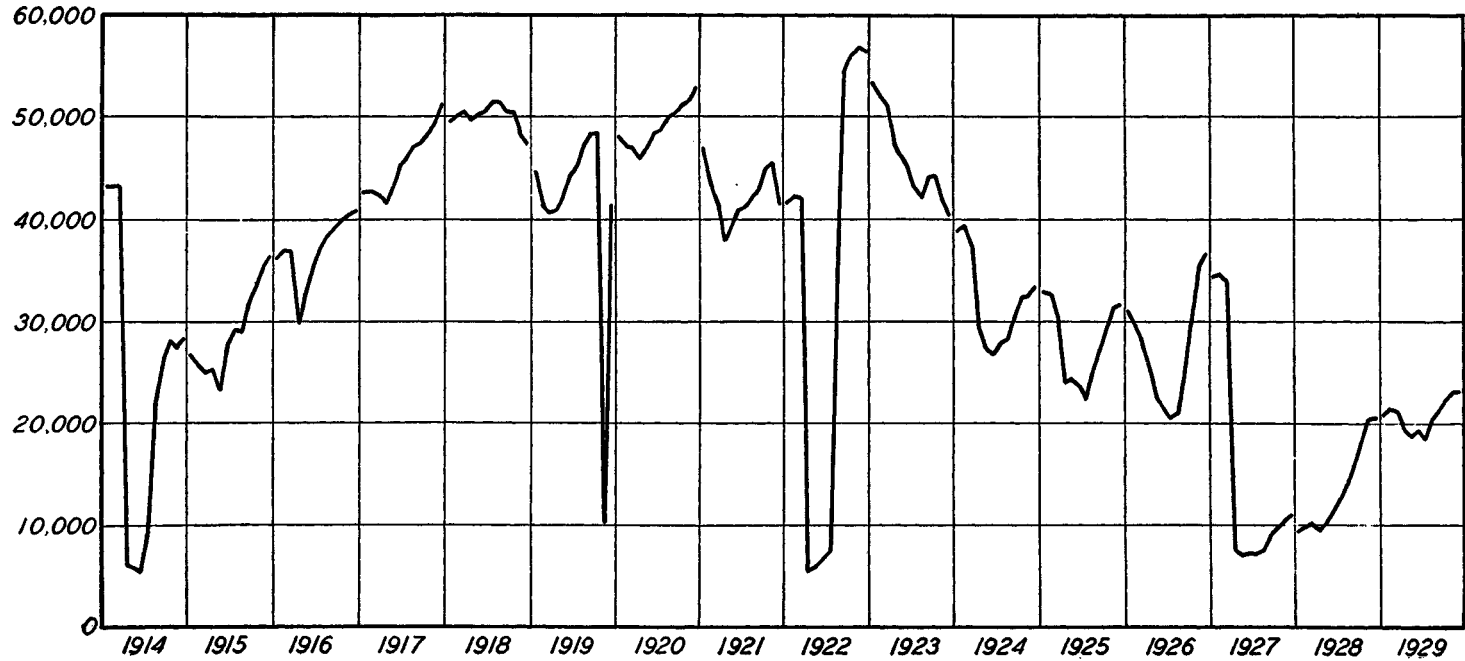
TABLE 15.—Maximum and minimum employment (both sexes) in each industry group, 1914 to 1929—Continued

Year and industry group	Maximum		Minimum		Variation from maximum	
	Number	Month	Number	Month	Number	Per cent
1918						
All industries.....	1,141,742	August.....	1,036,782	January.....	104,960	9.2
Agriculture.....	5,911	June.....	3,772	January.....	2,139	36.2
Construction.....	74,001	July.....	44,840	do.....	29,161	39.4
Fisheries.....	578	May.....	333	February.....	245	42.4
Manufactures.....	793,976	August.....	728,224	January.....	65,752	8.3
Mining and quarrying.....	58,738	do.....	53,395	December.....	5,343	9.1
Service.....	51,204	June.....	47,234	October.....	3,970	7.8
Trade, wholesale and retail.....	106,471	December.....	98,317	February.....	8,154	7.7
Transportation and public utilities.....	61,060	June.....	57,629	December.....	3,431	5.6
1919						
All industries.....	1,187,486	September.....	1,016,085	February.....	141,401	12.2
Agriculture.....	6,045	July.....	3,581	January.....	2,464	40.8
Construction.....	73,401	October.....	36,932	February.....	36,469	49.7
Fisheries.....	526	December.....	286	do.....	240	45.0
Manufactures.....	822,599	do.....	708,836	May.....	115,763	14.1
Mining and quarrying.....	55,091	September.....	16,296	November.....	38,795	70.4
Service.....	54,232	August.....	48,970	January.....	5,262	9.7
Trade, wholesale and retail.....	123,151	December.....	103,136	February.....	20,015	16.3
Transportation and public utilities.....	62,540	August.....	59,068	January.....	3,472	5.6
1920						
All industries.....	1,241,540	June.....	1,009,799	December.....	231,741	18.7
Agriculture.....	6,134	July.....	3,804	January.....	2,330	38.0
Construction.....	86,793	September.....	54,699	February.....	32,094	37.0
Fisheries.....	493	August.....	248	January.....	245	49.7
Manufactures.....	857,366	March.....	626,562	December.....	230,804	26.9
Mining and quarrying.....	59,034	December.....	52,329	April.....	6,705	11.4
Service.....	65,926	August.....	59,310	January.....	6,616	10.0
Trade, wholesale and retail.....	130,735	December.....	119,507	February.....	11,228	8.6
Transportation and public utilities.....	67,322	October.....	59,496	do.....	7,826	11.6
1921						
All industries.....	874,556	January.....	843,949	July.....	30,607	3.5
Agriculture.....	5,335	July.....	3,481	January.....	1,854	34.8
Construction.....	61,428	September.....	39,820	February.....	21,608	35.2
Fisheries.....	374	May.....	230	January.....	144	38.5
Manufactures.....	542,341	January.....	499,263	July.....	43,078	7.9
Mining and quarrying.....	52,432	do.....	43,455	April.....	8,977	17.1
Service.....	64,108	June.....	60,481	December.....	3,627	5.7
Trade, wholesale and retail.....	118,435	December.....	107,794	August.....	10,641	9.0
Transportation and public utilities.....	60,529	July.....	57,219	December.....	3,310	5.5
1922						
All industries.....	1,072,712	December.....	816,354	January.....	256,358	23.9
Agriculture.....	5,468	June.....	3,323	February.....	2,145	39.2
Construction.....	71,585	August.....	32,759	do.....	38,826	54.2
Fisheries.....	412	May.....	232	January.....	180	43.7
Manufactures.....	685,289	December.....	507,562	do.....	177,727	25.9
Mining and quarrying.....	63,347	November.....	10,967	April.....	52,380	82.7
Service.....	69,263	September.....	60,961	January.....	8,302	12.0
Trade, wholesale and retail.....	134,149	December.....	109,744	February.....	24,405	18.2
Transportation and public utilities.....	63,760	September.....	54,164	January.....	9,596	15.1
1923						
All industries.....	1,169,640	June.....	1,052,896	January.....	116,744	10.0
Agriculture.....	5,696	July.....	3,398	do.....	2,298	40.3
Construction.....	85,939	August.....	46,665	February.....	39,274	45.7
Fisheries.....	357	May.....	162	January.....	195	54.6
Manufactures.....	756,243	June.....	688,264	do.....	67,979	9.0
Mining and quarrying.....	59,099	January.....	46,874	December.....	12,225	20.7
Service.....	79,617	September.....	70,023	January.....	9,594	12.1
Trade, wholesale and retail.....	144,174	December.....	121,905	February.....	22,269	15.4
Transportation and public utilities.....	70,197	August.....	60,098	do.....	10,099	14.4

TABLE 15.—Maximum and minimum employment (both sexes) in each industry group, 1914 to 1929—Continued

Year and industry group	Maximum		Minimum		Variation from maximum	
	Number	Month	Number	Month	Number	Per cent
1924						
All industries.....	1,134,424	April.....	1,063,262	July.....	71,162	6.3
Agriculture.....	7,231	July.....	4,295	January.....	2,936	40.6
Construction.....	90,330	August.....	53,549	February.....	36,781	40.7
Fisheries.....	411	May.....	222	January.....	189	46.0
Manufactures.....	733,698	March.....	631,913	July.....	101,773	13.9
Mining and quarrying.....	46,086	February.....	35,221	June.....	10,865	23.6
Service.....	88,649	June.....	81,974	January.....	6,675	7.5
Trade, wholesale and retail.....	155,121	December.....	135,590	do.....	19,531	12.6
Transportation and public utilities.....	72,208	July.....	66,317	do.....	5,891	8.2
1925						
All industries.....	1,206,246	October.....	1,086,463	January.....	119,783	9.9
Agriculture.....	7,868	July.....	4,804	do.....	3,064	38.9
Construction.....	92,890	August.....	53,527	do.....	39,363	42.4
Fisheries.....	398	May.....	214	February.....	184	46.2
Manufactures.....	753,087	October.....	696,498	January.....	56,589	7.5
Mining and quarrying.....	39,513	January.....	31,244	July.....	8,274	20.9
Service.....	116,429	September.....	107,024	January.....	9,405	8.1
Trade, wholesale and retail.....	143,589	December.....	121,441	February.....	22,148	15.4
Transportation and public utilities.....	73,769	September.....	62,590	January.....	11,179	15.2
1926						
All industries.....	1,250,325	September.....	1,151,739	January.....	107,586	8.5
Agriculture.....	8,837	July.....	5,285	do.....	3,552	40.9
Construction.....	98,970	September.....	54,655	do.....	44,315	44.8
Fisheries.....	449	May.....	187	February.....	262	58.4
Manufactures.....	775,597	September.....	731,723	December.....	43,874	5.7
Mining and quarrying.....	43,447	November.....	29,045	July.....	14,402	33.1
Service.....	127,753	June.....	117,721	January.....	10,032	7.9
Trade, wholesale and retail.....	150,883	December.....	126,651	February.....	24,232	16.1
Transportation and public utilities.....	83,894	July.....	74,594	do.....	9,300	11.1
1927						
All industries.....	1,225,049	June.....	1,152,874	January.....	72,175	5.9
Agriculture.....	9,409	July.....	5,947	do.....	3,462	36.8
Construction.....	102,812	August.....	59,160	do.....	43,652	42.5
Fisheries.....	368	May.....	172	February.....	196	53.3
Manufactures.....	751,444	March.....	694,980	December.....	56,464	7.5
Mining and quarrying.....	41,669	February.....	15,288	May.....	26,381	63.3
Service.....	134,293	June.....	124,451	January.....	9,842	7.3
Trade, wholesale and retail.....	157,791	December.....	133,883	February.....	23,908	15.2
Transportation and public utilities.....	85,749	August.....	75,725	do.....	8,024	9.6
1928						
All industries.....	1,282,284	October.....	1,105,408	January.....	176,876	13.8
Agriculture.....	10,686	July.....	6,507	February.....	4,179	39.1
Construction.....	97,550	August.....	53,084	do.....	44,466	45.6
Fisheries.....	342	May.....	174	January.....	168	49.1
Manufactures.....	779,492	September.....	689,774	do.....	89,718	11.5
Mining and quarrying.....	27,467	November.....	15,342	do.....	12,125	44.1
Service.....	142,911	September.....	131,453	do.....	11,458	8.0
Trade, wholesale and retail.....	163,029	December.....	132,598	February.....	30,431	18.7
Transportation and public utilities.....	86,410	October.....	74,252	do.....	12,158	14.1
1929						
All industries.....	1,356,004	July.....	1,230,724	December.....	125,280	9.2
Agriculture.....	11,895	do.....	6,646	January.....	4,749	41.7
Construction.....	97,838	do.....	51,965	do.....	45,873	46.9
Fisheries.....	422	April.....	273	February.....	149	35.3
Manufactures.....	835,820	May.....	724,513	December.....	111,307	13.3
Mining and quarrying.....	29,770	November.....	25,894	July.....	3,876	13.0
Service.....	158,505	September.....	144,389	January.....	14,116	8.9
Trade, wholesale and retail.....	168,839	December.....	139,904	do.....	28,935	17.1
Transportation and public utilities.....	86,091	August.....	76,538	do.....	9,553	11.1

CHART 9.—FLUCTUATION OF EMPLOYMENT IN COAL MINING, 1914-1929



Unemployment of Males in Ohio as Approximately Measured by Fluctuation of Employment

The material brought together in this report gives perhaps a better picture of unemployment of males than has heretofore been available for any considerable area and for a long series of years.

This report covers, for the years 1914 to 1929, practically all establishments in Ohio regularly employing three or more persons (five or more for 1914 to 1923) as well as a number employing fewer. All industry groups in the State are covered except interstate transportation and governmental agencies. The industry groups included are manufactures, construction, mining and quarrying, service, wholesale and retail trade, transportation and public utilities, agriculture, and fisheries. In the establishments reporting in each of the eight industry groups included in this report all persons employed for wages or salaries are covered except traveling salespeople and superintendents and managers.

In undertaking to measure unemployment from the data on fluctuation of employment the discussion in this section is confined to males. Females are omitted for the reason that a considerable number of females who work part time are not available for full-time work. Many women who accept employment as saleswomen during the rush seasons before Christmas or before Easter or who accept temporary office work during busy periods do not want full-time work. An unusual demand for help will practically always attract woman workers, particularly married women who were employed when single. With the large reserve of possible wage earners, clerks, and salespeople among females the difference in number employed at the high point and at the low point within a year gives no satisfactory measure of the number of females seeking or wanting work.

With male wage earners, clerks, and salespeople quite a different condition exists. Practically all men in those general occupation groups who are physically and mentally fit for work, find work an economic necessity. It is true that in some skilled jobs in particular but little effort is made to secure work during the dull season of the year. However, the great majority of men physically and mentally fit who earn their living as wage earners, clerks, or salesmen are employed either full or part time or are involuntarily idle.

For men, work outside the home is generally a necessity, while for women it may be either a necessity or a choice.

Table 16 shows the variation from maximum employment of males within each year in Ohio in 1914 to 1929.

It will be seen that there are marked differences between years, due doubtless to a variety of causes. In 1921, for instance, there was very slight fluctuation as it was a year of low employment and many were unemployed even during the month of maximum employment. In 1917 and 1918, which was the war period, there was comparatively low fluctuation as employment was at a high point throughout each year. An analysis of the figures for 1929 will suffice for explanation of each of the years in the period covered.

TABLE 16.—Variation in number of males employed on 15th of each month, 1914 to 1929, all industries

Year	Establishments covered	Number of males employed		Variation from maximum	
		Maximum	Minimum	Number	Per cent
1914.....	15, 144	569, 663	506, 234	63, 429	11. 1
1915.....	19, 043	700, 759	540, 558	160, 201	22. 9
1916.....	21, 038	859, 150	713, 854	145, 296	16. 9
1917.....	23, 108	913, 903	848, 245	65, 658	7. 2
1918.....	24, 298	921, 398	847, 497	73, 901	8. 0
1919.....	25, 064	937, 211	804, 116	133, 095	14. 2
1920.....	28, 333	998, 935	792, 564	206, 371	20. 7
1921.....	24, 871	680, 651	653, 731	26, 920	4. 0
1922.....	25, 837	848, 069	626, 884	221, 185	26. 1
1923.....	27, 418	931, 266	832, 645	98, 621	10. 6
1924.....	31, 740	891, 731	833, 115	58, 616	6. 6
1925.....	34, 628	945, 843	847, 398	98, 445	10. 4
1926.....	37, 181	990, 383	898, 011	92, 372	9. 3
1927.....	39, 656	953, 784	869, 457	84, 327	8. 8
1928.....	40, 992	993, 705	843, 462	150, 243	15. 1
1929.....	43, 181	1, 054, 154	921, 442	132, 712	12. 6

This report covers for 1929 practically all establishments in Ohio regularly employing three or more persons as well as a number employing fewer than three, in all industry groups in the State except interstate transportation and governmental agencies. The industry groups included are manufactures, construction, mining and quarrying, service, wholesale and retail trade, transportation and public utilities, agriculture, and fisheries. The total number of establishments included is 43,181. The general occupation groups covered are wage earners; bookkeepers, stenographers, and office clerks; and salespeople (not traveling).

The peak of employment for males in Ohio in 1929 in the eight industry groups covered by this report came in July. At that time the 43,181 establishments reported 1,054,154 males employed. The same establishments reported 132,712, or 12.6 per cent, fewer males employed in December. January was the month of second lowest employment for males when the number was 110,634 or 10.5 per cent, less than the maximum.

The *opportunities* for work for these 132,712 males in December would seem to come within the following possibilities:

(a) To secure work with the same firms as traveling salesmen, superintendents, or managers which are occupations not covered in this report.

(b) To secure work in establishments employing fewer than three persons. Comparatively few of these small establishments are included in this report.

(c) To secure work in interstate transportation which is not covered by this report.

(d) To secure work in a governmental department or agency which is a group not covered by this report.

(e) To go into business on their own account.

(f) To secure work outside of Ohio.

The *probabilities* of securing work in December in the enumerated lines would be as follows:

(a) The tendency was probably to reduce, rather than to increase, the number of traveling salesmen, superintendents, and managers during the period of the year when the employment of wage earners, bookkeepers, stenographers, office clerks, and salesmen (not traveling) was at the lowest point.

(b) The course of employment within establishments employing fewer than three persons probably follows rather closely the course in larger establishments; therefore, few, if any, additional males could secure work in these small establishments.

(c) According to monthly reports of the Interstate Commerce Commission² covering Class I steam railroads in the United States, employment was 8.1 per cent lower in December than in July, 1929. Only one month in the year, January, shows lower employment. Interstate transportation by water would be practically closed during December.

(d) Governmental departments and agencies generally hire their professional and clerical employees on a more or less permanent basis and there is seldom any rapid increase during periods of minimum employment in industry. The number of wage earners on Government undertakings would probably be at, or near, the minimum in December.

(e) Comparatively few of the workers covered in this report could go into business for themselves except in some house to house canvassing venture.

(f) It is probable that employment generally reaches its minimum in near-by industrial States at about the same period as it does in Ohio.

An analysis of the possibilities and of the probabilities of securing work seems to establish rather conclusively that the great majority of males who worked in the 43,181 establishments in the eight industry groups during the busy months of 1929, and who were not employed by these establishments in December, remained unemployed.

Examination of conditions in July (the month of maximum employment during 1929) indicates that probably a considerable number were unemployed even at that peak. It is impossible, of course, in this brief report to make any detailed analysis of localities or of firms. The industry group figures shown in Table 5 give some indication of conditions. In the industry groups the following conditions are shown:

(1) In manufactures, 4,845 fewer males were employed in July than in May; (2) in mining and quarrying, 3,876 fewer males were employed in July than in November; (3) in service, 880 fewer males were employed in July than in September; (4) in trade, 4,612 fewer males were employed in July than in December; (5) in transportation and public utilities, 1,211 fewer males were employed in July than in August; and (6) in fisheries, 72 fewer males were employed in July than in April.

² U. S. Bureau of Labor Statistics. Monthly Labor Review for September, 1930, p. 192.

Only two industry groups, construction and agriculture, reached their maximum employment in July even though for all industries it represented the peak of employment for the year. It seems probable that some of the 15,496 males enumerated above in the other six industry groups were unemployed at the highest point for the year, July.

In conclusion we may omit undetermined factors such as the number unemployed in December in interstate transportation and on outside governmental activities and the number unemployed by reason of inability to shift from one plant to another, from one industry to another, or from one locality to another, and the number who were unemployed for one reason or another in July in the eight industry groups covered by this report.

We have, however, definite reports for 1929, which, with those for the five preceding years, may be summarized as follows:

In 1929, 43,181 establishments reported 132,712, or 12.6 per cent, fewer males employed in December than in July, and an average for the year (see Table 4) which was 49,871, or 4.7 per cent, less than the maximum.

In 1928, 40,992 establishments reported 150,243, or 15.1 per cent, fewer males employed in January than in September, and an average for the year which was 54,138, or 5.4 per cent, less than the maximum.

In 1927, 39,656 establishments reported 84,327, or 8.8 per cent, fewer males employed in December than in June, and an average for the year which was 32,031, or 3.4 per cent, less than the maximum.

In 1926, 37,181 establishments reported 92,372, or 9.3 per cent, fewer males employed in January than in September, and an average for the year which was 43,643, or 4.4 per cent, less than the maximum.

In 1925, 34,628 establishments reported 98,445, or 10.4 per cent, fewer males employed in January than in October, and an average for the year which was 38,676, or 4.1 per cent, less than the maximum.

In 1924, 31,740 establishments reported 58,616, or 6.6 per cent, fewer males employed in July than in April, and an average for the year which was 34,669, or 3.9 per cent, less than the maximum.

For the 16-year period, 1914-1929, the month of minimum employment for males in the industry groups covered in this report showed an average of 12.8 per cent below the month of maximum employment; and the average employment for the year was 5.2 per cent less than the maximum.

PART 2.—GENERAL TABLE

**COMPILED BY THE DIVISION OF LABOR STATISTICS
DEPARTMENT OF INDUSTRIAL RELATIONS OF OHIO**

General Table

The table presented herewith shows for all industries in the State of Ohio except mining and quarrying the number of employees on the 15th of each month from 1914 to 1929, inclusive, by industry group, and by three major occupation groups—wage earners, office employees, and salespeople.

In the case of mining and quarrying, the original reports do not permit complete separation for some years into these three occupation groups. Detailed data for mining and quarrying, showing monthly fluctuations in employment by types of mining; i. e., coal mining, sandstone quarrying, etc., are given in the Monthly Labor Review of the Bureau of Labor Statistics for August, 1930 (pp. 12-23), and are not reprinted here. The combined data for these industries, however, are given in the summary tables in part 1 of this report.

As noted in the introduction to the bulletin, the figures here presented in total cover practically all industrial employment in the State of Ohio, with the exception of (a) interstate transportation and government activities, which are not required to furnish employment reports to the State, and (b) persons employed by employers of less than five persons prior to 1924 and of less than three persons since the beginning of 1924. Employers with less than the mentioned numbers of employees have not been required to report to the State, and, as a result, the data for agricultural employment is incomplete, as most Ohio farmers employ too few laborers to necessitate reporting. This is also the case with domestic service.

Also, as noted in the introduction to this bulletin, the statistical information presented in this table was compiled by the Department of Industrial Relations of Ohio for all the years covered by the report except 1922, the material for 1922 having been collected by that department but compiled by the United States Women's Bureau. The material compiled by these agencies has, however, been published for less than half the years covered by this report.

In general, the annual compilations made by the Ohio Department of Industrial Relations followed the same system of classification, and this permits presentation of the material in uniform tables from year to year. Occasional differences exist in the terminology of the industry groups, but such differences are not important.

TABLE A.—Fluctuation in employment in industries other than mining and quarrying in Ohio, 1914 to 1929, by occupation group, industry, and sex

1914: WAGE EARNERS

Industry and sex	Number of establishments reporting	Number employed on the 15th of each month												Variation from maximum	
		January	February	March	April	May	June	July	August	September	October	November	December	Number	Per cent
ALL INDUSTRIES	14, 149	547, 213	551, 276	562, 619	576, 394	570, 558	573, 248	560, 395	558, 056	561, 822	551, 266	519, 259	505, 549	70, 845	12.3
Males.....		457, 505	460, 308	471, 407	487, 152	482, 796	486, 579	475, 549	471, 819	473, 264	463, 156	434, 437	422, 260	64, 292	13.2
Females.....		89, 708	90, 968	91, 212	89, 242	87, 762	86, 669	84, 846	86, 237	88, 558	88, 110	84, 822	82, 689	8, 523	9.3
Agriculture	153	1, 590	1, 624	1, 776	2, 317	2, 375	2, 486	2, 521	2, 451	2, 237	2, 303	2, 065	1, 691	931	36.9
Males.....		1, 491	1, 513	1, 652	2, 171	2, 218	2, 337	2, 358	2, 325	2, 105	2, 173	1, 965	1, 591	867	36.8
Females.....		99	111	124	146	157	149	163	126	132	130	100	100	64	39.3
Fruits, poultry, and nurseries.....	16	263	238	376	649	574	479	502	474	411	587	500	296	411	63.3
Males.....		258	233	370	643	567	477	478	471	408	573	495	291	410	63.8
Females.....		5	5	6	6	7	2	24	3	3	14	5	5	22	(1)
General farming.....	120	1, 177	1, 228	1, 240	1, 499	1, 627	1, 830	1, 837	1, 786	1, 634	1, 518	1, 381	1, 224	660	35.9
Males.....		1, 066	1, 125	1, 125	1, 362	1, 480	1, 686	1, 701	1, 666	1, 508	1, 405	1, 289	1, 132	615	36.2
Females.....		91	103	115	137	147	144	136	120	126	113	92	92	56	38.1
Agriculture, n. o. c.....	17	150	158	160	169	174	177	182	191	192	198	184	171	48	24.2
Males.....		147	155	157	166	171	174	179	188	189	195	181	168	48	24.6
Females.....		3	3	3	3	3	3	3	3	3	3	3	3		
Construction	2, 004	21, 447	19, 358	22, 008	29, 538	33, 823	37, 701	38, 447	39, 232	39, 855	36, 784	31, 340	22, 030	20, 497	51.4
Males.....		21, 405	19, 319	21, 964	29, 480	33, 766	37, 606	38, 375	39, 157	39, 765	36, 705	31, 284	21, 982	20, 446	51.4
Females.....		42	39	44	58	57	95	72	75	90	79	56	48	56	(1)
Brick, stone, and cement work.....	266	2, 431	1, 763	2, 203	3, 208	3, 750	3, 944	4, 061	4, 241	4, 144	3, 768	3, 412	2, 250	2, 478	58.4
Males.....		2, 430	1, 763	2, 203	3, 207	3, 749	3, 943	4, 060	4, 240	4, 143	3, 768	3, 412	2, 250	2, 477	58.4
Females.....		1			1	1	1	1	1	1				1	(1)
Electrical contracting.....	70	730	694	660	715	714	833	897	888	992	862	784	715	332	33.5
Males.....		730	694	660	715	714	816	871	864	961	843	784	715	301	31.3
Females.....							17	26	24	31	19			31	(1)
General contracting.....	682	8, 442	7, 572	8, 729	12, 062	13, 408	14, 964	15, 533	15, 956	16, 362	15, 427	12, 880	8, 667	8, 790	53.7
Males.....		8, 436	7, 566	8, 722	12, 054	13, 400	14, 948	15, 525	15, 948	16, 353	15, 415	12, 874	8, 660	8, 787	53.7
Females.....		6	6	7	8	8	16	8	8	9	12	6	7	10	(1)
Oil and gas drilling.....	107	2, 437	2, 262	2, 281	2, 456	2, 501	2, 873	2, 820	2, 737	2, 530	2, 456	2, 325	2, 156	717	25.0
Males.....		2, 437	2, 262	2, 281	2, 456	2, 501	2, 855	2, 820	2, 737	2, 530	2, 456	2, 325	2, 156	699	24.5
Females.....							18	18	18					18	(1)
Painting and decorating.....	140	969	943	1, 233	1, 645	1, 945	1, 804	1, 420	1, 366	1, 388	1, 360	1, 232	971	1, 002	51.5
Males.....		952	928	1, 217	1, 627	1, 927	1, 791	1, 411	1, 352	1, 369	1, 341	1, 211	949	999	51.8
Females.....		17	15	16	18	18	13	9	14	19	19	21	22	13	(1)

Plastering	34	269	268	351	450	515	407	516	437	424	450	446	305	248	48.1
Males		268	267	350	479	514	406	515	436	423	458	445	304	248	48.2
Females		1	1	1	1	1	1	1	1	1	1	1	1	1	
Plumbing and steam fitting	216	2,047	1,940	1,995	2,142	2,214	2,193	2,239	2,326	2,397	2,382	2,304	2,132	457	19.1
Males		2,045	1,938	1,993	2,140	2,212	1,191	2,237	2,324	2,395	2,380	2,302	2,130	457	19.1
Females		2	2	2	2	2	2	2	2	2	2	2	2	2	
Sand and gravel excavating	55	395	365	517	658	793	803	820	835	841	778	700	447	476	56.6
Males		394	364	513	644	779	789	806	821	827	764	686	443	463	56.0
Females		1	1	4	14	14	14	14	14	14	14	14	4	13	(1)
Sheet-metal work and roofing	151	1,172	1,044	1,144	1,303	1,415	1,569	1,566	1,500	1,544	1,580	1,520	1,227	536	33.9
Males		1,169	1,041	1,141	1,300	1,412	1,566	1,563	1,497	1,540	1,577	1,517	1,224	536	34.0
Females		3	3	3	3	3	3	3	3	4	3	3	3	3	(1)
Street, road, and sewer contracting	233	1,994	1,965	2,311	4,273	5,957	7,585	7,925	8,247	8,513	7,008	5,027	2,501	6,548	76.9
Males		1,983	1,954	2,300	4,262	5,947	7,575	7,917	8,239	8,504	6,999	5,018	2,492	6,550	77.0
Females		11	11	11	11	10	10	8	8	9	9	9	9	3	(1)
Ventilating and heating	18	298	285	270	284	288	316	334	367	369	364	391	378	123	31.5
Males		298	285	270	284	288	316	334	367	369	364	391	378	123	31.5
Construction, n. o. c.	32	263	257	314	312	343	320	316	332	351	340	319	281	94	26.8
Males		263	257	314	312	343	320	316	332	351	340	319	281	94	26.8
Fisheries	15	128	185	247	325	301	318	289	259	289	286	309	258	197	60.6
Males		128	185	247	325	301	318	289	259	289	286	309	258	197	60.6
Manufactures	6,749	445,302	451,748	460,528	462,988	449,761	446,060	432,074	429,391	433,541	427,407	403,684	402,858	60,130	13.0
Males		376,091	381,060	389,744	394,892	383,053	380,435	367,937	363,449	365,889	360,188	339,608	340,527	55,284	14.0
Females		69,211	70,688	70,784	68,096	66,708	65,625	64,137	65,942	67,652	67,219	64,076	62,331	8,357	11.8
Chemicals and allied products	247	10,915	10,915	11,253	11,355	10,997	10,737	10,558	10,574	11,240	10,210	10,270	10,324	1,145	10.1
Males		9,607	9,575	9,901	10,031	9,714	9,489	9,376	9,406	10,012	9,083	9,158	9,180	998	9.9
Females		1,308	1,340	1,352	1,324	1,283	1,248	1,182	1,168	1,228	1,177	1,112	1,144	240	17.8
Baking powder and yeast	4	230	244	239	236	243	250	243	231	268	248	265	281	51	18.1
Males		157	156	158	153	165	173	167	156	168	169	188	202	49	24.3
Females		73	88	81	83	78	77	76	75	100	79	77	79	27	27.0
Chemicals, acids, and wood distillation	22	2,050	2,063	2,029	2,016	1,916	1,900	1,911	1,865	1,879	1,862	1,932	1,995	201	9.7
Males		2,045	2,058	2,024	2,011	1,911	1,896	1,907	1,861	1,875	1,858	1,928	1,992	200	9.7
Females		5	5	5	5	5	4	4	4	4	4	4	3	2	(1)
Explosives	12	366	350	366	366	359	363	357	384	376	344	344	339	45	11.7
Males		331	315	322	315	331	323	330	322	350	340	308	306	44	12.6
Females		35	35	34	34	35	36	33	35	34	36	36	33	3	(1)
Fertilizers	19	596	562	777	831	666	670	664	863	1,334	479	501	601	855	64.1
Males		595	561	776	830	665	669	663	862	1,333	478	500	600	855	64.1
Females		1	1	1	1	1	1	1	1	1	1	1	1	1	
Grease and tallow	11	425	419	430	431	382	375	380	338	388	317	335	358	114	26.5
Males		418	400	410	413	359	357	367	329	379	303	329	352	115	27.5
Females		7	19	20	18	23	18	13	9	9	14	6	6	17	(1)
Ink printing	6	284	263	282	281	281	281	280	280	281	281	281	281	4	1.4
Males		281	280	278	278	278	277	277	277	278	278	278	278	4	1.4
Females		3	3	3	3	3	3	3	3	3	3	3	3		
Paint and varnish	60	1,556	1,594	1,676	1,709	1,732	1,700	1,627	1,608	1,554	1,483	1,469	1,493	263	15.2
Males		1,397	1,425	1,502	1,532	1,555	1,537	1,477	1,458	1,420	1,353	1,338	1,358	217	14.0
Females		159	169	174	177	163	163	150	150	134	130	131	135	47	26.6
Patent medicines and drug compounds	44	767	772	789	710	677	669	620	616	648	647	678	681	173	21.9
Males		383	394	408	382	371	367	345	338	356	357	360	358	70	17.2
Females		384	378	381	328	306	302	275	278	292	290	318	323	109	28.4

1 Not computed owing to small number represented.

TABLE A.—Fluctuation in employment in industries other than mining and quarrying in Ohio, 1914 to 1929, by occupation group, industry, and sex—Continued

1914: WAGE EARNERS—Continued

Industry and sex	Number of establishments reporting	Number employed on the 15th of each month												Variation from maximum	
		January	February	March	April	May	June	July	August	September	October	November	December	Number	Per cent
Manufactures—Continued.															
Chemicals and allied products—Continued.															
Petroleum refining.....	11	953	968	993	1,038	1,012	980	997	972	925	916	992	960	122	11.8
Males.....		950	965	990	1,036	1,009	979	995	970	923	914	990	959	122	11.8
Females.....		3	3	3	2	3	1	2	2	2	2	1	2	(1)	
Salt.....	8	865	859	862	834	841	802	781	777	845	868	862	815	91	10.5
Males.....		782	781	787	790	796	725	706	697	759	783	780	733	90	11.4
Females.....		83	78	75	74	75	77	75	80	86	85	82	82	12	(1)
Soaps and candles.....	24	2,532	2,495	2,507	2,651	2,565	2,458	2,415	2,427	2,518	2,506	2,357	2,360	294	11.1
Males.....		2,002	1,958	1,957	2,076	2,005	1,901	1,874	1,906	1,964	1,982	1,915	1,890	202	9.7
Females.....		530	537	550	575	560	557	541	521	554	524	442	470	133	23.1
Chemicals and allied products, n. o. c.....	26	291	306	313	269	316	293	277	240	216	227	254	260	100	31.6
Males.....		266	282	288	245	299	284	268	230	207	218	244	252	92	30.8
Females.....		25	24	25	24	17	9	9	10	9	10	8	17	(1)	
Food and kindred products.....	865	15,981	15,926	16,220	15,997	16,069	17,320	17,262	18,958	22,008	21,492	19,062	17,968	6,062	27.6
Males.....		12,274	12,256	12,372	12,328	12,296	13,185	13,146	14,183	15,334	15,010	14,221	13,775	3,080	20.1
Females.....		3,707	3,672	3,848	3,669	3,773	4,135	4,116	4,775	6,674	6,482	4,841	4,193	3,005	45.0
Bread and other bakery products.....	269	4,391	4,521	4,558	4,445	4,462	4,549	4,505	4,484	4,630	4,589	4,557	4,502	239	5.2
Males.....		3,431	3,534	3,567	3,439	3,461	3,504	3,456	3,485	3,582	3,528	3,536	3,521	151	4.2
Females.....		960	987	991	1,006	1,001	1,045	1,049	999	1,045	1,061	1,021	981	101	9.5
Butter, cheese, and condensed milk.....	89	968	998	1,017	1,103	1,171	1,276	1,228	1,166	1,136	1,076	1,031	1,000	308	24.1
Males.....		901	925	943	1,020	1,079	1,189	1,149	1,093	1,064	1,011	962	933	288	24.2
Females.....		67	73	74	83	92	87	79	73	72	65	69	67	27	(1)
Canning and preserving fruits and vegetables.....	80	719	763	760	684	798	1,649	1,716	3,037	5,128	3,831	1,806	916	4,475	87.3
Males.....		375	349	388	406	484	1,003	921	1,867	2,714	1,876	1,034	552	2,365	87.1
Females.....		344	394	372	278	314	646	795	1,170	2,414	1,955	772	364	2,136	88.5
Coffee, spices, and peanuts, roasting and grinding.....	24	700	724	732	747	715	715	704	724	753	700	657	645	108	14.3
Males.....		366	373	369	381	368	358	366	385	381	370	354	353	32	8.3
Females.....		334	351	363	366	347	357	338	339	372	330	304	292	80	21.5
Confectionery.....	94	2,625	2,634	2,741	2,651	2,611	2,497	2,558	2,854	3,550	3,901	3,443	3,158	1,543	39.6
Males.....		1,053	1,088	1,116	1,115	1,123	1,117	1,108	1,202	1,334	1,349	1,251	1,166	286	21.9
Females.....		1,572	1,546	1,625	1,536	1,488	1,380	1,250	1,652	2,216	2,552	2,192	1,992	1,302	51.0
Cordials and sirups.....	7	124	118	129	137	152	811	251	135	133	143	135	127	193	62.1
Males.....		88	81	86	94	103	105	106	93	87	92	85	78	28	26.4
Females.....		36	37	43	43	49	206	145	42	46	51	50	49	170	82.5

PART 2.—GENERAL TABLE

Flour-mill and grist-mill products.....	192	1,701	1,683	1,706	1,715	1,660	1,659	1,752	1,796	1,806	1,707	1,703	1,705	147	8.1
Males.....		1,696	1,678	1,701	1,710	1,655	1,654	1,747	1,791	1,801	1,702	1,698	1,701	147	8.2
Females.....		5	5	5	5	5	5	5	5	5	5	5	4	1	(1)
Food preparations.....	17	996	939	1,014	1,020	976	1,038	1,110	1,205	1,260	1,119	1,059	1,059	321	25.5
Males.....		762	714	776	801	628	757	789	852	902	796	774	781	274	30.4
Females.....		234	225	238	219	348	281	321	353	358	323	285	278	139	38.8
Slaughtering and meat packing.....	74	3,399	3,296	3,230	3,127	3,138	3,222	3,270	3,133	2,122	3,179	3,443	4,022	900	22.4
Males.....		3,315	3,219	3,163	3,065	3,078	3,164	3,202	3,052	3,051	3,109	3,366	3,909	858	21.9
Females.....		84	67	62	60	60	58	68	81	71	70	77	113	55	48.7
Sugar.....	3	91	77	62	73	93	109	112	170	193	961	943	579	899	93.5
Males.....		90	76	61	72	92	108	111	169	192	956	938	576	895	93.6
Females.....		1	1	1	1	1	1	1	1	1	5	5	3	4	(1)
Food and kindred products, n. o. c.....	16	267	283	271	295	293	295	256	254	297	286	285	255	43	14.5
Males.....		197	217	202	225	225	226	191	194	226	221	224	205	35	15.5
Females.....		70	66	69	70	68	69	65	60	71	65	61	50	21	(1)
Iron and steel and their products.....	1,245	158,945	158,793	161,957	164,746	155,634	157,424	152,719	148,204	147,782	143,906	128,924	134,609	35,822	21.7
Males.....		155,944	155,665	158,719	161,511	152,500	154,379	149,793	145,346	144,953	141,067	126,190	131,979	35,321	21.9
Females.....		3,001	3,128	3,238	3,235	3,074	3,045	2,926	2,858	2,829	2,839	2,734	2,630	608	18.8
Blast-furnace products.....	36	4,165	4,184	4,238	4,235	4,489	4,275	3,801	3,702	3,602	3,454	2,963	3,024	1,562	34.5
Males.....		4,161	4,190	4,171	4,521	4,485	4,271	3,797	3,698	3,598	3,450	2,959	3,020	1,562	34.5
Females.....		4	4	4	4	4	4	4	4	4	4	4	4	4	(1)
Bolts, nuts, washers, and rivets, not made in steel works or rolling mills.....	15	2,705	2,759	2,921	2,859	2,722	2,689	2,661	2,659	2,574	2,500	2,307	2,276	645	22.1
Males.....		2,225	2,289	2,412	2,348	2,231	2,232	2,238	2,205	2,141	2,085	1,906	1,881	531	22.0
Females.....		480	520	509	511	491	457	423	454	433	415	401	395	125	24.0
Cash registers and calculating machines.....	6	6,135	6,150	5,984	5,946	5,862	5,747	5,762	5,500	4,757	4,547	4,441	4,385	1,765	28.7
Males.....		5,675	5,675	5,513	5,475	5,405	5,283	5,304	5,047	4,350	4,157	4,067	4,004	1,671	29.4
Females.....		460	475	471	471	457	464	458	453	407	390	384	381	94	19.3
Cutlery and tools.....	49	4,468	4,457	4,554	4,585	4,396	4,209	3,943	3,946	3,728	3,660	3,553	3,399	1,186	25.9
Males.....		4,149	4,130	4,224	4,244	4,085	3,895	3,638	3,649	3,445	3,380	3,277	3,141	1,103	26.0
Females.....		319	327	330	341	311	314	305	297	283	280	276	258	83	24.3
Forgings.....	35	3,467	3,507	3,630	3,544	3,198	2,901	2,821	2,712	2,563	2,579	2,576	2,652	1,067	29.4
Males.....		3,460	3,498	3,619	3,536	3,192	2,896	2,818	2,710	2,559	2,575	2,572	2,649	1,060	29.3
Females.....		7	9	11	8	6	5	3	2	4	4	4	4	7	(1)
Foundry and machine-shop products.....	773	64,329	64,882	65,582	64,970	63,584	63,184	61,781	60,905	57,781	56,673	54,531	54,848	10,751	16.4
Males.....		63,553	64,099	64,760	64,155	62,774	62,384	61,041	60,187	57,054	55,912	54,115	54,174	10,645	16.4
Females.....		776	783	822	815	810	800	740	718	727	761	718	674	148	18.0
Pipe, wrought.....	6	1,867	2,382	2,535	2,564	2,206	2,257	2,398	2,352	2,179	1,894	1,893	2,139	697	27.2
Males.....		1,867	2,382	2,535	2,564	2,206	2,257	2,398	2,352	2,179	1,894	1,893	2,139	697	27.2
Pumps, not including steam pumps.....	17	1,198	1,249	1,230	1,202	1,133	1,083	1,053	1,010	1,011	996	976	1,012	273	21.9
Males.....		1,198	1,249	1,229	1,200	1,130	1,080	1,050	1,010	1,011	996	976	1,012	273	21.9
Females.....		1	3	1	2	3	3	3	3	3	3	3	3	3	(1)
Safes and vaults.....	14	2,060	2,105	2,050	2,062	2,089	2,069	2,041	1,906	1,923	1,815	1,805	1,825	300	14.3
Males.....		2,060	2,105	2,050	2,062	2,089	2,069	2,041	1,906	1,923	1,815	1,805	1,825	300	14.3
Scales and balances.....	7	662	687	690	675	574	547	550	546	496	498	499	516	194	28.1
Males.....		646	671	674	661	560	533	535	531	483	483	484	501	191	28.3
Females.....		16	16	16	14	14	14	15	15	13	15	15	15	3	(1)
Screws, machine.....	8	1,835	1,822	1,889	1,925	1,815	1,739	1,723	1,661	1,527	1,511	1,608	1,818	414	21.5
Males.....		1,623	1,603	1,666	1,707	1,611	1,529	1,504	1,453	1,340	1,321	1,419	1,630	386	22.6
Females.....		212	219	223	218	204	210	219	208	187	190	189	188	36	16.1

1 Not computed owing to small number represented.

TABLE A.—Fluctuation in employment in industries other than mining and quarrying in Ohio, 1914 to 1929, by occupation group, industry, and sex—Continued

1914: WAGE EARNERS—Continued

Industry and sex	Number of establishments reporting	Number employed on the 15th of each month												Variation from maximum		
		January	February	March	April	May	June	July	August	September	October	November	December	Number	Per cent	
Manufactures—Continued.																
Iron and steel and their products—Continued.																
Sewing machines, cases, and attachments.....	3	2,314	2,318	2,321	2,215	2,039	1,895	1,798	1,463	1,651	1,548	1,695	1,786	858	37.0	
Males.....		2,215	2,217	2,217	2,127	1,966	1,826	1,736	1,426	1,602	1,502	1,642	1,732	791	35.7	
Females.....		99	101	104	88	73	69	62	37	49	46	53	54	67	64.4	
Springs, steel, car and carriage.....	9	958	977	1,067	974	1,009	823	752	953	1,057	1,093	1,156	1,097	404	34.9	
Males.....		958	977	1,067	974	1,009	823	752	953	1,057	1,093	1,156	1,097	404	34.9	
Steel works and rolling mills.....	63	47,744	44,303	46,141	49,754	44,152	47,078	46,225	43,065	46,004	43,982	33,788	39,251	15,966	32.1	
Males.....		47,418	43,974	45,783	49,381	43,813	46,737	45,897	42,727	45,630	43,603	33,418	38,884	15,963	32.3	
Females.....		326	329	358	373	334	341	328	338	374	379	370	367	53	14.0	
Stoves and furnaces.....	90	7,221	8,043	7,909	7,968	7,440	7,748	6,848	6,982	7,442	7,536	7,240	7,274	1,195	14.9	
Males.....		7,186	8,008	7,874	7,930	7,415	7,719	6,818	6,951	7,407	7,497	7,207	7,240	1,190	14.9	
Females.....		35	35	35	38	25	29	30	31	35	39	33	34	14	(1)	
Tin plate and terneplate.....	6	2,468	3,307	3,638	3,525	3,490	3,563	3,230	3,239	3,471	3,564	2,413	2,302	1,336	36.7	
Males.....		2,411	3,201	3,513	3,399	3,369	3,453	3,115	3,145	3,361	3,452	2,325	2,241	1,272	36.2	
Females.....		57	106	125	126	110	110	115	94	110	112	88	61	69	54.8	
Wire.....	3	1,407	1,438	1,436	1,264	1,228	1,336	1,325	1,258	1,326	1,421	1,302	1,207	231	16.1	
Males.....		1,405	1,436	1,434	1,262	1,226	1,334	1,323	1,256	1,324	1,419	1,300	1,205	231	16.1	
Females.....		2	2	2	2	2	2	2	2	2	2	2	2			
Wirework, including wire rope and cable.....	26	1,617	1,667	1,628	1,518	1,495	1,565	1,335	1,431	1,612	1,621	1,489	1,562	332	19.9	
Males.....		1,493	1,545	1,501	1,394	1,377	1,445	1,217	1,309	1,490	1,501	1,369	1,445	323	21.2	
Females.....		124	122	125	124	118	120	118	122	122	120	117	117	8	6.4	
Iron and steel and their products, n. o. c.....	74	2,325	2,546	2,579	2,671	2,713	2,716	2,672	2,914	3,078	3,014	2,389	2,236	842	27.4	
Males.....		2,241	2,466	2,477	2,612	2,612	2,613	2,571	2,831	2,999	2,912	2,310	2,159	840	28.0	
Females.....		84	80	102	100	101	103	101	83	79	82	79	77	26	25.2	
Leather and its finished products.....	152	18,740	19,309	18,351	15,371	16,718	17,966	18,524	18,415	17,419	16,650	17,722	17,643	3,938	20.4	
Males.....		12,210	12,760	12,194	10,297	12,965	11,666	11,947	11,848	11,313	10,923	11,580	11,555	2,463	19.3	
Females.....		6,530	6,549	6,157	5,074	5,753	6,300	6,577	6,106	5,722	6,142	6,088	1,503	22.9		
Boots and shoes, including cut stock and findings.....	65	15,285	15,764	14,850	11,949	13,400	14,754	15,369	15,274	14,282	13,510	14,471	14,270	3,815	24.2	
Males.....		9,233	9,712	9,198	7,367	8,106	8,898	9,242	9,164	8,631	8,246	8,785	8,667	2,345	24.1	
Females.....		6,052	6,052	5,657	4,582	5,294	5,856	6,127	6,110	5,651	5,264	5,686	5,603	1,545	25.2	
Gloves and mittens, leather.....	6	368	375	381	385	359	355	366	374	369	375	376	385	30	7.8	
Males.....		63	62	58	63	60	61	57	55	56	55	62	64	9	(1)	
Females.....		305	313	323	322	299	294	309	319	313	320	314	321	29	9.0	

PART 2.—GENERAL TABLE

Leather, tanned, curried, and finished.....	22	1,620	1,651	1,638	1,593	1,566	1,537	1,490	1,486	1,484	1,478	1,413	1,368	283	17.1
Males.....		1,619	1,650	1,637	1,592	1,565	1,536	1,489	1,485	1,483	1,477	1,412	1,367	283	17.1
Females.....		1	1	1	1	1	1	1	1	1	1	1	1		
Leather and its finished products, n. o. c.....	59	1,467	1,519	1,482	1,444	1,393	1,320	1,299	1,281	1,284	1,287	1,462	1,620	339	20.9
Males.....		1,295	1,336	1,306	1,275	1,234	1,171	1,159	1,144	1,143	1,150	1,321	1,457	314	21.6
Females.....		172	183	176	169	159	149	140	137	141	137	141	163	46	25.1
Liquors and beverages.....	178	5,572	5,524	5,524	5,801	6,066	6,643	6,744	6,580	6,302	6,039	5,797	5,650	1,220	18.1
Males.....		5,509	5,462	5,468	5,741	6,007	6,590	6,690	6,529	6,236	5,962	5,730	5,597	1,228	18.4
Females.....		63	62	56	60	59	53	54	51	66	77	67	53	66	(1)
Liquors, distilled.....	6	282	269	266	264	245	223	218	223	218	258	247	253	24	22.7
Males.....		248	237	283	236	233	222	199	195	210	212	208	226	53	21.4
Females.....		34	32	28	31	31	23	24	23	38	46	39	27	23	(2)
Liquors, malt.....	111	4,762	4,728	4,722	4,970	5,246	5,771	5,898	5,750	5,464	5,154	5,009	4,862	1,176	19.9
Males.....		4,748	4,714	4,708	4,957	5,233	5,758	5,885	5,736	5,451	5,141	4,995	4,849	1,177	20.0
Females.....		14	14	14	13	13	13	13	14	13	13	14	13	1	(1)
Mineral and soda waters.....	45	303	301	310	324	339	408	415	404	364	354	297	289	126	30.4
Males.....		299	297	306	320	339	408	411	400	360	349	293	286	125	30.4
Females.....		4	4	4	4	4	4	4	4	4	5	4	3	2	(2)
Liquors and beverages, n. o. c.....	16	225	226	231	241	213	215	208	208	226	273	244	236	65	23.8
Males.....		214	214	221	229	202	202	195	198	215	260	234	236	65	25.0
Females.....		11	12	10	12	11	13	13	10	11	13	10	10	3	(1)
Lumber and its remanufactures.....	783	27,583	28,013	28,268	28,175	28,007	27,508	26,364	26,546	26,131	25,909	25,369	24,465	3,803	13.5
Males.....		25,781	26,178	26,487	26,373	26,217	25,778	24,673	24,864	24,416	24,196	23,749	22,886	3,601	13.6
Females.....		1,802	1,835	1,781	1,802	1,790	1,730	1,691	1,682	1,715	1,713	1,620	1,579	256	14.0
Baskets and rattan and willow ware.....	21	405	415	407	435	556	592	614	563	499	467	371	379	243	39.6
Males.....		280	278	281	299	394	420	434	406	350	324	247	258	187	43.1
Females.....		125	137	126	136	162	172	180	167	149	143	124	121	59	32.8
Boxes, cigar.....	19	427	455	456	456	431	420	441	442	434	440	427	422	36	7.9
Males.....		218	217	218	212	200	188	200	202	199	203	190	184	34	15.6
Females.....		209	238	234	244	231	232	241	240	235	246	237	238	37	15.0
Coffins, burial cases, and undertakers' goods.....	14	1,323	1,314	1,313	1,270	1,257	1,239	1,237	1,219	1,230	1,213	1,148	1,168	175	13.2
Males.....		1,096	1,088	1,083	1,039	1,027	1,018	1,017	999	1,004	988	937	959	159	14.5
Females.....		227	226	230	231	230	221	220	220	226	225	211	209	22	9.5
Cooperage and related wooden goods.....	69	1,624	1,756	1,842	1,824	1,763	1,795	1,671	1,692	1,653	1,758	1,669	1,571	271	14.7
Males.....		1,596	1,728	1,816	1,797	1,736	1,772	1,646	1,666	1,628	1,730	1,638	1,549	267	14.7
Females.....		28	28	26	27	27	23	25	26	25	28	31	22	9	(1)
Furniture and refrigerators.....	157	10,644	10,862	10,673	10,257	10,027	9,470	8,875	9,273	9,218	9,196	9,116	9,054	1,987	18.3
Males.....		10,175	10,396	10,232	9,828	9,599	9,052	8,483	8,831	8,779	8,778	8,720	8,625	1,903	18.3
Females.....		469	476	441	429	428	418	392	442	439	417	396	429	84	17.6
Lests.....	3	286	276	276	240	257	244	245	257	239	246	262	259	48	16.7
Males.....		286	287	276	240	257	244	245	257	239	246	262	259	48	16.7
Looking-glass and picture frames.....	12	324	434	456	476	473	464	448	441	443	453	447	426	152	31.9
Males.....		298	397	415	436	436	426	412	405	405	414	410	389	138	31.7
Females.....		26	37	41	40	37	38	36	36	38	39	37	37	15	(1)
Lumber and planing-mill products.....	433	9,181	9,025	9,471	9,908	9,992	10,292	10,133	9,786	9,452	9,048	8,905	8,401	1,891	18.4
Males.....		9,159	9,044	9,444	9,873	9,960	10,262	10,099	9,761	9,426	9,020	8,879	8,373	1,889	18.4
Females.....		22	19	27	35	32	30	34	25	26	28	26	28	16	(1)
Matches.....	3	1,091	2,097	1,943	1,889	1,921	1,750	1,409	1,620	1,735	1,785	1,749	1,557	688	32.8
Males.....		1,440	1,680	1,437	1,386	1,347	1,319	1,006	1,238	1,333	1,377	1,359	1,203	574	36.3
Females.....		551	517	506	508	474	431	403	382	402	408	390	354	197	35.8

1 Not computed owing to small number represented.

TABLE A.—Fluctuation in employment in industries other than mining and quarrying in Ohio, 1914 to 1929, by occupation group, industry, and sex—Continued

1914: WAGE EARNERS—Continued

Industry and sex	Number of establishments reporting	Number employed on the 15th of each month												Variation from maximum		
		January	February	March	April	May	June	July	August	September	October	November	December	Number	Per cent	
Manufactures—Continued.																
Lumber and its remanufactures—Continued.																
Show cases.....	8	302	304	313	313	306	295	278	278	260	261	253	240	72	23.3	
Males.....		302	304	311	311	301	290	274	273	260	261	249	238	73	23.5	
Females.....				2	2	5	5	4	5			4	2	5	(¹)	
Wood, turned and carved.....	37	955	960	999	990	972	795	858	821	818	864	871	855	204	20.4	
Males.....		510	803	851	825	806	635	702	672	643	695	707	716	216	25.4	
Females.....		145	157	148	155	164	160	156	149	175	179	164	139	40	22.3	
Lumber and its remanufactures, n. o. c.....	7	121	104	123	127	152	152	155	154	150	170	151	133	66	38.8	
Males.....		121	104	123	127	152	152	155	154	150	170	151	133	66	38.8	
Metals and other products, other than iron and steel	294	18,082	18,144	18,135	17,733	17,116	17,333	15,574	16,739	16,947	16,885	15,928	15,672	2,570	14.2	
Males.....		13,303	13,612	13,851	13,666	13,228	13,522	12,283	12,800	12,879	12,783	12,031	11,973	1,878	13.6	
Females.....		4,779	4,532	4,284	4,067	3,888	3,811	3,291	3,939	4,068	4,102	3,897	3,699	1,488	31.1	
Brass and bronze products.....	50	1,421	1,554	1,524	1,622	1,513	1,532	1,368	1,372	1,398	1,344	1,392	1,392	278	17.1	
Males.....		1,386	1,514	1,489	1,589	1,476	1,501	1,337	1,342	1,369	1,311	1,359	1,365	278	17.5	
Females.....		35	40	35	33	37	31	31	30	29	33	33	27	13	(¹)	
Clocks and watches, including cases and materials	9	1,429	1,398	1,403	1,397	1,356	1,354	667	1,345	1,327	1,325	1,314	1,281	762	53.3	
Males.....		1,011	973	975	973	952	952	543	917	903	909	902	886	468	46.3	
Females.....		418	423	430	427	414	402	124	428	424	416	412	395	306	71.2	
Copper, tin, and sheet-iron products.....	146	8,256	8,535	8,568	8,567	8,373	8,471	7,969	8,176	8,261	8,209	7,350	7,356	1,226	14.3	
Males.....		6,949	7,187	7,266	7,207	7,065	7,162	6,820	6,915	6,937	6,916	6,240	6,258	1,026	14.1	
Females.....		1,807	1,348	1,302	1,360	1,309	1,309	1,139	1,261	1,324	1,293	1,110	1,098	271	19.8	
Electroplating.....	6	243	254	256	259	243	237	250	217	255	227	232	235	42	16.2	
Males.....		237	248	250	253	238	233	246	212	250	222	227	230	41	16.2	
Females.....		6	6	6	6	5	4	4	5	5	5	5	5	2	(¹)	
Gas and electric fixtures and lamps and reflectors	38	6,064	5,745	5,736	5,224	5,007	5,124	4,788	5,019	5,075	5,149	5,014	4,793	1,306	21.5	
Males.....		3,100	3,075	3,265	3,035	2,927	3,102	2,801	2,848	2,845	2,848	2,728	2,663	602	18.4	
Females.....		2,964	2,670	2,471	2,189	2,080	2,022	1,957	2,171	2,230	2,301	2,286	2,130	1,007	34.0	
Jewelry.....	18	266	263	266	266	264	250	257	250	257	253	261	274	286	36	12.6
Males.....		235	233	221	233	234	232	221	228	224	232	245	257	36	14.0	
Females.....		32	30	32	33	32	32	29	29	29	29	29	29	29	4	(¹)
Metal and metal products, other than iron and steel, n. o. c.....	27	402	395	395	389	358	351	322	353	378	370	352	329	80	19.9	
Males.....		385	380	387	379	346	340	315	338	351	345	330	314	73	18.9	
Females.....		17	15	8	10	12	11	7	15	27	25	22	15	20	(¹)	

Paper and printing.....	802	26,929	26,942	27,088	26,916	26,621	26,381	25,875	26,084	25,963	26,171	25,899	25,540	1,548	5.7
Males.....		19,559	19,655	19,790	19,778	19,747	19,524	19,132	19,187	19,169	19,295	19,119	18,853	907	4.6
Females.....		7,370	7,287	7,298	7,138	6,874	6,857	6,743	6,897	6,876	6,876	6,780	6,687	713	3.7
Bags, paper.....	10	689	688	694	688	679	664	598	697	713	715	684	660	117	16.4
Males.....		402	404	403	399	389	384	366	393	406	406	399	391	40	9.9
Females.....		287	284	291	289	290	280	232	304	307	309	285	269	77	24.9
Boxes, fancy and paper.....	47	2,917	2,977	2,974	2,913	2,853	2,845	2,744	2,720	2,779	2,842	2,750	2,652	325	10.9
Males.....		1,421	1,437	1,447	1,424	1,418	1,420	1,348	1,333	1,326	1,363	1,340	1,307	140	9.7
Females.....		1,496	1,540	1,527	1,494	1,435	1,425	1,396	1,387	1,453	1,479	1,410	1,345	195	12.7
Paper and wood pulp.....	44	4,610	4,701	4,761	4,716	4,500	4,733	4,578	4,703	4,764	4,704	4,578	4,335	465	9.7
Males.....		4,059	4,082	4,164	4,125	4,260	4,134	4,027	4,114	4,175	4,095	3,995	3,797	412	9.8
Females.....		571	609	597	590	591	599	551	589	589	609	583	538	71	11.7
Photo-engraving.....	15	248	261	264	262	265	260	264	265	251	251	248	249	17	6.4
Males.....		239	252	255	255	254	253	254	254	247	247	244	245	16	6.3
Females.....		9	9	9	7	11	7	10	11	4	4	4	4	1	(1)
Printing and publishing.....	636	15,683	15,551	15,627	15,600	15,541	15,225	15,088	15,135	14,884	14,995	14,972	14,979	799	5.1
Males.....		11,978	11,980	12,024	12,070	12,002	11,897	11,717	11,702	11,625	11,708	11,667	11,674	445	3.7
Females.....		3,705	3,571	3,603	3,530	3,539	3,328	3,371	3,433	3,259	3,292	3,305	3,305	446	12.0
Stereotyping and electrotyping.....	13	288	302	294	294	288	287	279	288	232	237	233	232	70	23.2
Males.....		287	301	294	293	292	286	278	267	231	236	232	231	70	23.3
Females.....		1	1	1	1	1	1	1	1	1	1	1	1	1	
Paper and printing, n. o. c.....	37	2,494	2,462	2,473	2,438	2,390	2,367	2,324	2,276	2,340	2,374	2,373	2,373	218	8.7
Males.....		1,193	1,189	1,203	1,211	1,183	1,150	1,142	1,104	1,159	1,185	1,182	1,178	107	8.8
Females.....		1,301	1,273	1,270	1,227	1,207	1,217	1,182	1,172	1,181	1,182	1,192	1,195	129	9.9
Stone, clay, and glass products.....	610	37,117	37,087	38,936	41,345	41,620	40,741	37,595	38,153	40,170	39,228	38,058	36,048	5,422	13.4
Males.....		33,650	33,550	45,440	37,842	38,152	37,845	34,623	34,913	36,823	35,853	34,078	32,790	5,422	14.2
Females.....		3,467	3,537	3,496	3,503	3,468	3,396	3,396	3,240	3,347	3,375	3,380	3,318	565	16.0
Artificial stone.....	63	3,098	3,077	3,067	3,054	3,069	3,069	3,069	3,069	3,069	3,069	3,069	3,069	3,069	46.7
Males.....		2,098	2,067	2,067	2,054	2,069	2,069	2,069	2,069	2,069	2,069	2,069	2,069	2,069	46.7
Brick and tile.....	212	6,428	6,171	6,854	8,175	9,032	9,206	9,083	8,917	8,753	8,320	7,750	7,234	3,035	33.0
Males.....		6,254	5,995	6,693	8,011	8,865	9,032	8,905	8,801	8,649	8,197	7,597	7,093	3,037	33.6
Females.....		174	176	161	164	168	174	183	116	104	123	123	136	72	40.9
Cement.....	8	535	565	817	842	849	751	908	907	910	902	899	793	375	41.2
Males.....		533	563	815	840	847	749	901	905	908	900	897	791	375	41.3
Females.....		2	2	2	2	2	2	2	2	2	2	2	2	2	
Glass.....	36	10,694	10,920	11,270	10,671	10,607	9,792	7,157	6,993	9,102	9,406	9,921	9,847	4,277	38.0
Males.....		9,798	9,738	10,018	10,373	9,727	8,949	6,587	6,267	8,292	8,577	9,091	9,038	4,106	39.6
Females.....		896	933	902	897	880	843	570	726	810	829	830	809	363	38.9
Glass cutting, staining, and ornamenting.....	25	1,098	991	1,069	1,050	968	920	898	961	1,024	1,087	1,146	1,135	248	21.6
Males.....		962	868	878	920	857	800	780	845	901	955	1,008	996	228	22.5
Females.....		136	123	131	120	129	120	118	116	123	132	140	139	24	17.1
Kaolin and ground earths.....	59	968	884	986	1,253	1,328	1,408	1,408	1,547	1,589	1,411	1,227	762	827	52.0
Males.....		968	884	986	1,253	1,328	1,408	1,408	1,547	1,589	1,411	1,227	762	827	52.0
Lime.....	19	1,294	1,277	1,329	1,431	1,399	1,441	1,481	1,591	1,663	1,522	1,246	1,127	536	32.2
Males.....		1,293	1,276	1,328	1,431	1,394	1,436	1,475	1,585	1,657	1,516	1,240	1,121	536	32.3
Females.....		1	1	1	1	5	5	6	6	6	6	6	6	6	(1)
Marble and stone work.....	22	398	332	413	469	482	452	473	451	446	416	407	313	169	35.1
Males.....		398	332	413	469	482	452	473	451	446	416	407	313	169	35.1
Pottery, terra-cotta and fire-clay products.....	144	14,858	15,353	15,680	15,750	15,769	15,600	15,064	15,584	15,488	15,035	14,490	14,070	1,699	10.8
Males.....		12,602	13,363	13,393	13,449	13,491	13,354	12,953	13,316	13,190	12,759	12,220	11,854	1,637	35.1
Females.....		2,256	2,300	2,297	2,301	2,278	2,246	2,111	2,268	2,296	2,276	2,270	2,216	190	8.3

¹ Not computed owing to small number represented.

TABLE A.—Fluctuation in employment in industries other than mining and quarrying in Ohio, 1914 to 1929, by occupation group, industry, and sex—Continued

1914: WAGE EARNERS—Continued

Industry and sex	Number of establishments reporting	Number employed on the 15th of each month												Variation from maximum	
		January	February	March	April	May	June	July	August	September	October	November	December	Number	Per cent
Manufactures—Continued.															
Stone, clay, and glass products—Continued.															
Wall plaster	9	252	257	276	326	335	344	347	371	352	356	331	282	119	32.1
Males		250	255	274	322	331	340	343	367	348	352	326	277	117	31.9
Females		2	2	2	4	4	4	4	4	4	4	5	5	(1)	(1)
Stone, clay, and glass products, n. o. c.	13	264	279	275	275	263	255	257	269	290	276	261	240	50	17.2
Males		264	279	275	275	261	253	254	267	288	273	257	235	53	18.4
Females		2	2	2	2	2	2	2	2	2	3	4	5	(1)	(1)
Textiles	535	32,523	33,647	33,482	33,043	31,687	31,209	30,381	30,327	30,382	30,182	28,445	27,912	5,735	17.0
Males		10,751	11,091	11,063	11,149	10,852	10,883	10,627	10,376	10,329	10,213	9,575	9,494	1,655	14.8
Females		21,772	22,556	22,399	21,894	20,835	20,326	19,754	19,951	20,053	19,969	18,870	18,418	4,138	18.3
Awnings, tents, and sails	22	516	500	518	616	635	661	577	491	403	419	370	384	316	46.0
Males		180	178	190	245	327	323	253	202	181	195	168	156	171	52.3
Females		336	322	328	371	358	338	324	289	222	224	202	228	169	45.6
Bags, other than paper	5	467	464	464	457	477	490	498	506	534	575	555	575	118	20.5
Males		179	175	170	177	195	196	200	198	202	212	208	214	44	22.9
Females		288	289	294	280	282	294	298	308	332	363	347	361	83	13.7
Clothing, men's, including shirts	226	9,737	10,033	10,161	10,277	9,971	9,459	9,210	9,385	9,504	9,694	9,393	8,870	1,407	13.6
Males		3,072	3,145	3,206	3,278	3,160	3,072	2,966	3,008	3,040	3,056	2,968	2,831	447	13.7
Females		6,665	6,888	6,955	6,999	6,811	6,387	6,244	6,382	6,464	6,548	6,435	6,039	960	13.7
Clothing, women's	79	6,533	7,228	6,918	6,526	5,529	6,029	6,363	6,693	6,552	6,134	5,123	4,847	2,381	32.9
Males		2,481	2,664	2,531	2,440	2,135	2,374	2,481	2,569	2,506	2,396	2,017	1,880	784	29.4
Females		4,052	4,564	4,385	4,086	3,394	3,655	3,902	4,124	4,046	3,738	3,106	2,967	1,597	35.0
Cordage, twine, jute, and linen goods	7	730	900	900	928	978	995	870	870	870	862	850	838	545	54.8
Males		607	766	764	769	830	863	742	742	742	742	742	742	498	37.7
Females		123	134	136	159	148	132	128	99	92	96	85	101	63	16.0
Cotton goods, including cotton small wares	5	211	217	219	197	205	193	185	184	206	204	198	184	35	(1)
Males		61	58	59	52	51	49	47	48	52	48	45	42	19	(1)
Females		150	159	160	145	154	144	138	136	154	156	150	142	22	13.8
Dyeing and finishing textiles	3	240	250	239	248	255	244	267	270	264	273	277	272	36	13.7
Males		220	225	220	224	228	222	227	228	225	230	232	229	12	5.2
Females		20	25	19	24	27	22	40	42	39	43	45	43	26	(1)
Flags, banners, and regalia	5	789	814	843	866	827	812	756	702	732	745	750	724	169	18.9
Males		319	320	326	325	298	297	294	284	291	294	302	295	42	12.9
Females		470	494	517	541	529	515	462	418	441	451	448	428	123	22.7

PART 2.—GENERAL TABLE

Furnishing goods, men's.....	13	326	410	395	368	387	369	370	380	371	392	391	378	84	20.5
Males.....		49	52	51	50	49	49	48	47	45	46	46	46		(1)
Females.....		277	358	344	318	338	320	322	333	326	346	345	332	81	22.6
Hats and caps, other than felt, straw, and wool	12	371	366	364	362	358	357	287	269	296	329	338	353	102	27.5
Males.....		104	110	108	108	110	108	93	95	99	106	109	111	18	16.2
Females.....		267	256	256	254	248	249	194	174	197	223	229	242	93	34.8
Horse clothing.....	4	478	481	482	492	471	468	473	451	436	439	460	456	56	11.4
Males.....		222	220	225	231	219	215	217	208	207	211	216	211	24	10.4
Females.....		256	261	257	261	252	252	256	243	229	228	244	245	33	12.6
Hosiery and knit goods.....	39	4,221	4,173	4,263	4,185	4,211	4,000	3,597	3,642	3,605	3,713	3,461	3,416	847	19.9
Males.....		762	766	794	806	764	747	721	722	743	743	653	648	164	20.2
Females.....		3,459	3,407	3,451	3,391	3,411	3,236	2,850	2,921	2,863	2,970	2,808	2,768	691	20.0
Millinery and lace goods.....	18	1,115	1,223	1,214	990	720	629	728	1,040	956	742	659	703	594	48.6
Males.....		270	277	279	281	265	234	270	286	289	247	241	251	55	19.0
Females.....		845	946	935	709	455	395	458	754	667	495	418	452	551	58.2
Oilcloth and linoleum.....	3	355	345	347	319	301	301	251	281	284	267	264	298	104	29.3
Males.....		292	280	284	263	252	251	201	228	231	218	215	239	91	31.2
Females.....		63	65	63	51	49	50	50	53	53	49	49	59	16	(1)
Woolen, worsted, and felt goods.....	14	3,533	3,472	3,491	2,513	3,648	3,517	3,518	3,487	3,546	3,519	3,498	3,463	185	5.1
Males.....		1,131	1,058	1,074	1,094	1,164	1,101	1,100	1,102	1,107	1,116	1,091	1,080	106	9.1
Females.....		2,402	2,414	2,417	2,419	2,484	2,416	2,418	2,385	2,439	2,403	2,407	2,383	101	4.1
Textiles, n. o. c.....	80	2,901	2,771	2,666	2,699	2,664	2,685	2,411	1,976	2,196	2,365	2,248	2,351	925	31.9
Males.....		802	797	784	793	769	765	741	686	717	719	706	723	116	14.5
Females.....		2,099	1,974	1,882	1,906	1,895	1,920	1,670	1,290	1,479	1,646	1,542	1,628	809	38.5
Tobacco manufactures.....	209	12,941	13,665	13,774	13,532	13,114	12,380	12,463	12,305	12,148	12,481	12,383	12,424	1,626	11.8
Males.....		4,215	4,397	4,344	4,300	4,064	4,064	3,954	3,803	3,806	3,949	3,911	3,943	594	13.5
Females.....		8,726	9,268	9,430	9,232	9,050	8,439	8,509	8,502	8,342	8,532	8,472	8,481	1,088	11.5
Vehicles for land transportation.....	302	32,998	33,599	34,623	35,126	34,123	31,689	31,488	31,646	32,459	35,386	33,766	33,468	3,398	11.0
Males.....		31,962	32,379	33,297	33,747	32,801	30,686	30,497	30,691	31,424	34,299	32,703	32,388	3,802	11.1
Females.....		1,036	1,220	1,326	1,379	1,322	1,003	991	995	1,035	1,087	1,063	1,080	424	30.7
Automobiles, including bodies and parts	72	19,473	20,377	21,187	21,887	20,795	19,208	19,208	20,661	21,730	24,734	23,289	23,611	5,576	22.5
Males.....		18,729	19,393	20,229	20,865	19,829	18,514	18,518	19,962	20,954	23,948	22,477	22,765	5,434	22.7
Females.....		744	884	958	1,022	966	694	690	699	776	786	812	846	332	32.5
Bicycles, motor cycles and parts.....	6	1,063	1,108	1,188	1,206	958	883	836	764	745	889	773	905	461	38.2
Males.....		1,064	1,096	1,172	1,188	938	863	818	751	729	875	790	892	459	38.6
Females.....		9	12	16	18	20	20	18	13	16	14	13	13	11	(1)
Carriages and sleds, children's.....	5	1,218	1,306	1,317	1,297	1,341	1,194	1,204	1,137	1,161	1,155	1,080	964	377	28.1
Males.....		1,145	1,223	1,230	1,223	1,261	1,128	1,129	1,073	1,087	1,089	1,014	906	355	28.2
Females.....		73	83	87	74	80	66	75	64	74	66	66	58	29	(1)
Carriages, wagons, and materials.....	200	5,535	5,810	6,037	6,021	5,849	5,632	5,361	5,102	4,704	4,560	4,476	4,554	1,561	25.9
Males.....		5,334	5,578	5,781	5,765	5,601	5,417	5,161	4,931	4,543	4,398	4,314	4,400	1,467	25.4
Females.....		201	232	256	256	248	215	200	171	161	162	162	154	102	39.8
Cars, steam railroad, not including operations of railroad companies.....	8	4,014	3,534	3,399	3,104	3,501	3,099	3,142	2,217	2,374	2,345	2,688	2,098	1,916	47.7
Males.....		4,009	3,529	3,394	3,099	3,496	3,094	3,137	2,212	2,369	2,340	2,683	2,093	1,916	47.8
Females.....		5	5	5	5	5	5	5	5	5	5	5	5	5	(1)
Cars, street railroad, not including operations of railroad companies.....	4	1,035	930	886	978	1,033	1,040	1,105	1,184	1,154	1,072	904	743	441	37.2
Males.....		1,032	927	883	975	1,031	1,038	1,103	1,182	1,152	1,069	900	740	442	37.4
Females.....		3	3	3	3	2	2	2	2	2	3	4	3	2	(1)

¹ Not computed owing to small number represented.

TABLE A.—Fluctuation in employment in industries other than mining and quarrying in Ohio, 1914 to 1929, by occupation group, industry, and sex—Continued

1914: WAGE EARNERS—Continued

Industry and sex	Number of establishments reporting	Number employed on the 15th of each month												Variation from maximum	
		January	February	March	April	May	June	July	August	September	October	November	December	Number	Per cent
Manufactures—Continued.															
Vehicles for land transportation—Continued.															
Vehicles for land transportation, n. o. c.....	7	660	634	609	633	646	633	632	581	591	581	556	593	104	15.8
Males.....		659	633	608	632	645	632	631	580	590	580	555	592	104	15.8
Females.....		1	1	1	1	1	1	1	1	1	1	1			
Miscellaneous manufactures.....	527	46,976	50,184	52,647	53,848	51,989	48,729	46,527	44,860	44,590	42,868	42,061	41,135	12,713	23.6
Males.....		41,326	44,482	46,798	48,129	46,450	43,497	41,196	39,503	39,195	37,600	36,963	36,144	11,985	24.9
Females.....		5,650	5,702	5,849	5,719	5,539	5,232	5,331	5,357	5,395	5,268	5,098	4,991	858	14.7
Agricultural implements.....	41	4,965	5,128	5,057	4,644	4,018	3,938	3,812	3,915	3,710	3,102	2,982	3,160	2,146	41.8
Males.....		4,914	5,081	5,013	4,616	4,002	3,920	3,793	3,899	3,699	3,091	2,970	3,143	2,111	41.5
Females.....		51	47	44	28	16	18	19	16	11	11	12	17	40	(1)
Brooms and mops.....	23	313	314	313	315	309	298	274	271	276	278	278	278	44	14.0
Males.....		269	270	266	259	259	252	234	233	233	237	236	240	37	13.7
Females.....		44	44	47	56	50	46	40	38	43	39	40	38	18	(1)
Brushes.....	10	453	506	507	476	465	453	447	466	472	451	453	426	81	16.0
Males.....		310	332	333	308	306	301	304	324	319	299	300	282	50	15.0
Females.....		143	174	174	168	159	152	143	142	153	152	153	143	32	18.4
Coke.....	3	477	433	615	540	576	496	401	350	357	333	327	288	327	46.8
Males.....		477	433	615	540	576	496	401	350	357	333	327	288	327	46.8
Dentists' materials.....	5	273	268	274	272	275	271	275	267	267	273	268	260	15	5.5
Males.....		156	157	157	154	158	152	152	150	147	151	147	146	12	7.6
Females.....		117	111	117	118	117	119	123	117	120	124	121	114	13	10.5
Electrical machinery, apparatus, and supplies.....	61	6,976	6,993	7,168	7,229	7,091	6,963	7,083	7,189	7,105	6,929	6,437	6,294	935	12.9
Males.....		6,272	6,276	6,384	6,465	6,303	6,202	6,119	6,180	6,122	6,104	5,770	5,612	853	13.2
Females.....		704	717	784	764	788	761	964	1,009	983	825	667	682	342	33.9
Enameling and japanning.....	6	200	187	178	180	191	185	202	178	172	170	167	180	35	17.3
Males.....		158	147	137	148	154	148	164	139	140	140	136	145	28	17.1
Females.....		42	40	41	32	37	37	38	39	32	30	31	35	12	(1)
Ice, manufactured.....	87	718	779	763	917	1,204	1,526	1,616	1,687	1,352	1,147	908	743	898	55.6
Males.....		715	776	760	913	1,200	1,522	1,612	1,683	1,349	1,144	905	745	897	55.6
Females.....		3	3	3	4	4	4	4	4	3	3	3	3	1	(1)
Instruments, professional and scientific.....	12	806	814	834	804	782	771	764	778	799	856	952	1,010	246	24.4
Males.....		704	712	730	698	678	668	664	672	697	730	828	897	233	26.0
Females.....		102	102	104	106	104	103	100	106	102	126	124	113	26	20.6
Mattresses and spring beds.....	33	1,259	1,256	1,301	1,314	1,299	1,247	1,203	1,176	1,173	1,183	1,154	1,115	199	15.1
Males.....		894	897	932	933	929	886	851	822	828	844	821	800	133	14.3
Females.....		365	359	369	381	370	361	352	354	345	339	333	315	66	17.3

PART 2.—GENERAL TABLE

Models and patterns, not including paper patterns	31	306	309	327	347	312	321	336	317	306	305	285	284	63	18.2
Males		305	308	326	346	311	320	335	316	305	304	284	283	63	18.2
Females		1	1	1	1	1	1	1	1	1	1	1	1		
Optical goods	17	234	238	247	261	245	245	237	216	214	245	242	211	50	19.2
Males		221	226	235	249	233	233	225	204	202	232	229	196	51	20.5
Females		13	12	12	12	12	12	12	12	12	13	13	13	1	(1)
Pianos and organs and materials	19	2,531	2,554	2,519	2,494	2,363	2,302	2,266	2,264	2,139	2,129	2,119	2,106	448	17.5
Males		2,392	2,417	2,388	2,362	2,252	2,173	2,142	2,141	2,041	2,027	2,000	1,981	436	18.0
Females		139	137	131	132	131	129	124	123	98	102	119	125	41	20.5
Roofing materials	5	535	517	576	604	583	598	651	655	663	633	633	575	187	28.2
Males		509	491	550	578	557	572	625	629	637	607	607	549	187	29.4
Females		26	26	26	26	26	26	26	26	26	26	26	26		
Rubber goods	41	19,196	21,553	23,511	25,031	24,236	21,647	20,866	19,544	19,889	19,393	19,501	18,684	6,347	25.4
Males		16,656	18,973	20,865	22,500	21,867	19,528	18,768	17,496	17,719	17,238	17,362	16,595	5,905	26.2
Females		2,540	2,575	2,646	2,531	2,369	2,119	2,098	2,048	2,170	2,155	2,139	2,089	598	22.6
Shipbuilding, including boat building	16	2,975	3,496	3,545	3,457	3,100	2,593	1,407	1,156	1,299	1,012	907	1,044	2,638	74.4
Males		2,965	3,486	3,533	3,446	3,087	2,583	1,396	1,143	1,286	998	896	1,034	2,637	74.6
Females		10	10	12	11	13	10	11	13	13	14	11	10	4	(1)
Signs and advertising novelties	19	1,046	1,004	1,026	1,035	1,050	1,034	1,020	1,024	1,023	1,031	1,037	1,056	52	4.9
Males		733	715	725	735	746	725	721	720	732	717	716	721	31	4.2
Females		313	289	301	300	304	309	299	304	291	314	321	335	46	13.7
Sporting and athletic goods	5	456	471	458	444	445	467	422	379	355	357	352	362	119	25.3
Males		299	295	288	278	283	308	279	250	228	231	223	239	85	27.6
Females		157	176	170	166	162	159	143	129	127	126	129	123	53	30.1
Stationery goods	4	302	305	312	324	314	310	326	307	295	313	310	312	31	9.5
Males		196	209	207	219	212	211	220	201	197	212	214	217	24	10.9
Females		106	96	105	105	102	99	106	106	98	101	96	95	11	10.4
Toys and games	6	184	186	203	205	213	228	218	226	226	241	244	191	60	24.6
Males		149	148	161	159	160	168	162	169	167	170	179	139	40	22.3
Females		35	38	42	46	53	60	56	57	59	71	65	52	36	(1)
Miscellaneous industries, n. o. c.	83	2,771	2,873	2,913	2,955	2,898	2,836	2,701	2,595	2,498	2,488	2,565	2,611	468	15.8
Males		2,082	2,128	2,193	2,223	2,177	2,129	2,029	1,882	1,790	1,791	1,871	1,949	433	19.5
Females		739	745	720	732	721	707	672	713	708	696	694	662	83	11.1
Service	1,069	21,530	21,376	21,530	21,856	22,058	22,159	21,811	21,656	21,652	21,359	21,185	20,780	1,370	6.2
Males		12,110	12,067	12,181	12,432	12,448	12,515	12,332	12,325	12,318	12,179	12,039	11,799	716	5.7
Females		9,392	9,289	9,349	9,424	9,610	9,614	9,479	9,331	9,334	9,180	9,146	8,990	654	6.8
Amusement parks	25	216	232	271	359	795	1,077	1,085	1,072	465	274	220	211	874	80.6
Males		202	217	255	342	681	909	899	887	399	261	210	200	709	78.0
Females		14	15	16	17	114	168	186	185	66	13	10	11	176	94.6
Garages	122	1,063	1,108	1,173	1,186	1,221	1,243	1,239	1,224	1,188	1,188	1,160	1,118	180	14.5
Males		1,062	1,068	1,107	1,172	1,185	1,220	1,242	1,238	1,223	1,187	1,158	1,116	180	14.5
Females		1	1	1	1	1	1	1	1	1	1	2	1	(1)	
Hospitals	12	420	421	417	408	410	424	416	406	418	439	419	422	33	7.5
Males		127	143	138	133	142	148	143	144	150	144	144	145	23	15.3
Females		293	278	279	275	268	276	273	264	274	289	275	277	29	9.9
Hotels	166	5,493	5,431	5,474	5,450	5,339	5,521	5,405	5,346	5,389	5,404	5,401	5,267	254	4.6
Males		3,449	3,406	3,440	3,425	3,291	3,467	3,384	3,317	3,388	3,389	3,352	3,288	179	5.2
Females		2,044	2,025	2,034	2,025	2,048	2,054	2,021	2,029	2,001	2,015	2,049	1,979	75	3.7

¹ Not computed owing to small number represented.

TABLE A.—Fluctuation in employment in industries other than mining and quarrying in Ohio, 1914 to 1929, by occupation group, industry, and sex—Continued

1914: WAGE EARNERS—Continued

Industry and sex	Number of establishments reporting	Number employed on the 15th of each month												Variation from maximum	
		January	February	March	April	May	June	July	August	September	October	November	December	Number	Per cent
Service—Continued.															
Laundries and dry cleaners.....	237	6,771	6,683	6,759	6,886	6,992	6,987	6,869	6,741	6,747	6,630	6,558	6,457	535	7.7
Males.....		2,141	2,127	2,155	2,213	2,225	2,221	2,200	2,182	2,195	2,194	2,176	2,131	98	4.4
Females.....		4,630	4,556	4,604	4,673	4,767	4,766	4,669	4,559	4,552	4,436	4,382	4,326	441	9.3
Office buildings.....	126	2,195	2,204	2,181	2,254	2,279	2,212	2,201	2,197	2,174	2,182	2,198	2,214	105	4.6
Males.....		1,518	1,510	1,493	1,561	1,562	1,507	1,501	1,508	1,496	1,504	1,510	1,536	69	4.4
Females.....		677	694	688	693	717	705	700	689	678	678	678	678	40	5.6
Restaurants.....	167	2,283	2,258	2,277	2,316	2,337	2,335	2,323	2,301	2,321	2,294	2,287	2,271	79	3.4
Males.....		1,128	1,116	1,123	1,139	1,153	1,152	1,146	1,149	1,149	1,121	1,115	1,105	53	4.6
Females.....		1,155	1,142	1,154	1,177	1,179	1,183	1,171	1,155	1,172	1,173	1,172	1,166	41	3.5
Saloons.....	76	1,020	1,040	1,036	989	985	985	984	993	1,008	1,016	1,016	1,016	56	5.4
Males.....		852	869	865	832	825	816	821	815	823	846	852	851	54	6.2
Females.....		168	171	171	157	160	169	165	169	170	162	164	165	14	8.2
Theaters.....	68	1,506	1,523	1,467	1,453	1,160	823	737	842	1,374	1,407	1,404	1,329	786	51.6
Males.....		1,193	1,211	1,157	1,144	900	605	534	647	1,048	1,088	1,086	1,037	677	55.9
Females.....		313	312	310	309	260	218	203	195	326	319	318	292	131	40.2
Service, n. o. c.....	70	535	515	540	568	575	574	546	528	547	533	532	484	91	15.8
Males.....		438	420	448	471	479	470	456	443	453	439	436	390	89	18.6
Females.....		97	95	92	97	96	104	90	85	94	94	96	94	19	18.3
Trade.															
.....	3,361	25,801	25,693	26,175	26,665	26,917	27,335	27,060	26,762	27,497	27,296	27,054	26,668	1,804	6.6
Males.....		20,844	20,804	21,033	21,348	21,862	22,509	22,441	22,407	22,474	21,898	21,640	21,405	1,705	7.6
Females.....		4,957	4,889	5,142	5,317	5,055	4,826	4,619	4,355	5,023	5,398	5,414	5,263	1,099	19.6
Offices.....	235	303	305	319	305	303	303	339	347	309	283	300	302	64	18.4
Males.....		215	216	224	214	215	219	253	251	213	196	214	217	57	22.5
Females.....		88	89	95	91	88	84	86	96	96	87	86	85	12	(1)
Retail delivery, milk, ice, and water.....	52	869	889	905	1,011	1,288	1,681	1,699	1,703	1,505	1,272	992	876	834	49.0
Males.....		851	872	887	992	1,271	1,659	1,678	1,682	1,483	1,255	977	860	831	49.4
Females.....		18	17	18	19	22	21	21	21	22	17	15	16	7	(1)
Retail and wholesale stores.....	2,708	21,063	20,891	21,188	21,594	21,387	21,326	20,984	20,689	21,617	21,898	22,113	22,072	1,424	6.4
Males.....		16,330	16,231	16,267	16,492	16,547	16,723	16,591	16,556	16,818	16,722	16,923	17,010	779	4.6
Females.....		4,733	4,660	4,921	5,102	4,840	4,603	4,393	4,133	4,799	5,176	5,190	5,062	1,057	20.4
Yards, coal and lumber.....	366	3,566	3,608	3,763	3,755	3,939	4,025	4,038	4,023	4,066	3,843	3,649	3,418	648	15.9
Males.....		3,448	3,485	3,655	3,650	3,829	3,908	3,919	3,918	3,960	3,725	3,526	3,318	642	16.2
Females.....		118	123	108	106	110	117	119	106	106	118	123	100	23	18.7

PART 2.—GENERAL TABLE

Transportation and public utilities	798	31,443	31,292	30,625	32,705	35,323	37,188	38,193	38,305	36,771	35,831	33,622	31,255	7,680	20.0
Males.....		25,436	25,340	24,586	26,504	29,148	30,859	31,817	31,897	30,444	29,727	27,592	25,298	7,311	22.9
Females.....		6,007	5,952	6,039	6,201	6,175	6,330	6,376	6,408	6,327	6,104	6,030	5,957	456	7.1
Cartage (drayage) and storage, including livery stables	221	2,868	2,842	2,936	3,116	3,184	3,195	3,152	3,063	3,153	3,058	2,939	2,843	353	11.0
Males.....		2,846	2,822	2,915	3,094	3,162	3,174	3,131	3,063	3,133	3,038	2,920	2,823	352	11.1
Females.....		22	20	21	22	22	21	21	20	20	20	19	20	3	(1)
Electric light and power	92	1,403	1,317	1,405	1,438	1,477	1,437	1,567	1,619	1,500	1,577	1,708	1,677	391	22.9
Males.....		1,398	1,312	1,400	1,433	1,472	1,432	1,562	1,614	1,498	1,572	1,703	1,672	391	23.0
Females.....		5	5	5	5	5	5	5	5	5	5	5	5		
Electric railroads	58	12,025	11,915	11,733	12,463	13,361	14,032	14,237	14,087	12,995	12,494	11,992	11,645	2,592	18.2
Males.....		11,985	11,876	11,694	12,422	13,313	13,971	14,177	14,029	12,945	12,454	11,953	11,605	2,572	18.1
Females.....		40	39	39	41	48	61	60	58	50	40	39	40	22	(1)
Natural gas	50	2,841	2,759	2,510	2,850	3,221	3,769	4,241	4,617	4,591	4,837	3,858	3,247	2,327	48.1
Males.....		2,825	2,743	2,494	2,834	3,204	3,752	4,225	4,601	4,574	4,820	3,841	3,230	2,326	48.3
Females.....		16	16	16	16	17	17	16	16	17	17	17	17	1	(1)
Pipe lines (petroleum)	5	797	772	672	775	806	959	998	1,004	845	921	867	779	332	33.1
Males.....		797	772	672	775	806	959	998	1,004	845	921	867	779	332	33.1
Steam railroads	9	305	270	274	288	284	295	296	292	294	277	269	260	36	11.8
Males.....		299	264	268	281	276	287	288	285	286	268	259	270	40	13.4
Females.....		6	6	6	7	8	8	8	7	8	9	10	10	4	(1)
Telegraph and telephone	297	9,396	9,572	9,272	9,469	9,431	9,806	10,110	9,945	9,726	9,547	9,330	9,091	1,019	10.1
Males.....		3,481	3,709	3,323	3,364	3,386	3,638	3,894	3,693	3,549	3,564	3,420	3,231	663	17.0
Females.....		5,915	5,863	5,949	6,105	6,045	6,168	6,216	6,252	6,177	5,983	5,910	5,860	392	6.3
Transportation by water, including stevedor- ing	32	1,247	1,293	1,275	1,724	2,952	3,056	2,966	3,020	3,055	2,580	2,061	1,085	1,971	64.5
Males.....		1,245	1,291	1,273	1,720	2,923	3,007	2,917	2,971	3,006	2,491	2,032	1,081	1,926	64.1
Females.....		2	2	2	4	29	49	49	49	49	29	29	4	47	(1)
Transportation and public utilities, n. o. c.	34	561	552	548	582	607	640	626	638	612	600	598	608	92	14.4
Males.....		560	551	547	581	606	639	625	637	611	599	597	607	92	14.4
Females.....		1	1	1	1	1	1	1	1	1	1	1	1		

1914: BOOKKEEPERS, STENOGRAPHERS, AND OFFICE CLERKS

ALL INDUSTRIES	14,149	58,799	58,601	58,835	59,208	59,011	59,182	59,273	59,184	59,024	58,695	58,239	58,612	1,034	1.7
Males.....		54,864	54,663	54,750	55,200	55,116	55,340	55,499	55,521	55,293	54,984	54,551	54,790	940	2.6
Females.....		23,935	23,938	24,085	24,008	23,895	23,842	23,774	23,663	23,731	23,711	23,688	23,822	427	1.8
Agriculture	153	81	91	99	110	105	82	79	78	81	82	82	80	32	29.1
Males.....		21	20	21	20	20	19	20	20	21	21	22	21	3	(1)
Females.....		60	71	78	90	85	63	59	58	60	61	60	59	32	(1)
Construction	2,004	1,412	1,412	1,431	1,487	1,502	1,516	1,520	1,519	1,507	1,502	1,483	1,477	108	7.1
Males.....		890	880	891	933	941	957	967	969	951	948	950	926	89	9.2
Females.....		522	532	540	554	561	559	553	550	556	554	553	551	29	5.2
Brick, stone, and cement work	266	114	116	122	123	121	120	123	120	120	121	118	119	9	7.3
Males.....		86	87	92	91	89	88	89	88	88	89	86	86	6	(1)
Females.....		28	29	30	32	32	32	34	32	32	32	32	33	6	(1)

¹ Not computed owing to small number represented.

TABLE A.—*Fluctuation in employment in industries other than mining and quarrying in Ohio, 1914 to 1929, by occupation group, industry, and sex—Continued*

1914: BOOKKEEPERS, STENOGRAPHERS, AND OFFICE CLERKS—Continued

Industry and sex	Number of establishments reporting	Number employed on the 15th of each month												Variation from maximum	
		January	February	March	April	May	June	July	August	September	October	November	December	Number	Per cent
Construction—Continued.															
Electrical contracting.....	70	152	151	150	155	152	152	149	149	149	151	154	158	9	5.7
Males.....		86	85	85	88	84	86	85	86	85	83	85	89	6	(1)
Females.....		66	66	65	67	67	66	64	63	64	68	69	69	6	(1)
General contracting.....	682	367	369	371	382	392	394	401	400	394	392	379	370	34	8.5
Males.....		242	242	242	249	259	264	270	270	264	267	255	250	28	10.4
Females.....		125	127	129	133	133	130	131	130	130	125	124	120	13	9.8
Oil and gas drilling.....	107	95	96	96	98	101	104	104	98	97	97	97	97	9	8.7
Males.....		74	76	76	79	80	83	83	77	77	77	77	77	9	(1)
Females.....		21	20	20	19	21	21	21	21	20	20	20	20	2	(1)
Plumbing and steam fitting.....	216	291	293	294	293	289	288	284	289	289	291	290	292	10	3.4
Males.....		159	161	161	160	158	157	156	160	158	161	160	160	5	3.1
Females.....		132	132	133	133	131	131	128	129	131	130	130	132	5	3.8
Sheet-metal work and roofing.....	151	139	134	131	137	135	141	139	142	138	139	138	138	11	7.7
Males.....		83	81	79	83	79	85	85	88	83	83	81	80	9	(1)
Females.....		56	53	52	54	56	56	54	54	55	56	57	58	6	(1)
Street, road, and sewer contracting.....	233	71	71	72	89	94	96	100	100	102	91	89	87	31	30.4
Males.....		50	50	50	63	67	68	71	71	72	62	61	61	22	(1)
Females.....		21	21	22	26	27	28	29	29	30	28	27	26	9	(1)
Construction, n. o. c.....	279	183	182	185	210	218	221	220	221	218	220	218	216	39	17.6
Males.....		100	98	106	120	125	126	128	129	124	125	124	123	31	24.0
Females.....		83	84	89	90	93	95	92	92	94	95	94	93	12	(1)
Fisheries.....	15	16	16	17	18	18	17	16	17	17	17	17	17	2	(1)
Males.....		11	11	11	12	12	11	11	12	12	12	12	12	1	(1)
Females.....		5	5	6	6	6	6	5	5	5	5	5	5	1	(1)
Manufactures.....	6,749	35,661	35,453	35,633	35,809	35,658	35,795	36,031	35,944	35,654	35,344	34,937	34,993	1,094	3.0
Males.....		22,213	22,024	22,088	22,417	22,321	22,429	22,616	22,590	22,337	22,067	21,691	21,881	925	4.1
Females.....		13,448	13,429	13,545	13,392	13,337	13,366	13,415	13,354	13,317	13,277	13,246	13,112	433	3.2
Chemicals and allied products.....	247	2,221	2,222	2,235	2,268	2,253	2,230	2,221	2,214	2,208	2,223	2,211	2,217	65	2.9
Males.....		1,117	1,132	1,132	1,141	1,139	1,138	1,138	1,148	1,142	1,144	1,144	1,147	31	2.7
Females.....		1,104	1,090	1,103	1,127	1,114	1,092	1,083	1,066	1,061	1,079	1,067	1,070	66	5.9
Baking powder and yeast.....	4	125	124	125	127	131	133	132	132	132	130	128	131	7	6.8
Males.....		75	75	76	76	82	82	80	80	79	79	79	79	7	(1)
Females.....		50	49	49	51	49	51	52	52	53	50	49	52	4	(1)

Chemicals, acids, and wood distillation.....	22	236	234	233	239	240	241	241	240	238	244	243	239	11	4.5
Males.....		182	181	179	183	183	184	184	185	182	185	184	181	6	3.2
Females.....		54	53	54	56	57	57	57	55	56	59	59	58	6	(¹)
Paint and varnish.....	60	553	566	574	613	599	573	578	559	565	578	567	562	60	9.8
Males.....		224	234	231	243	244	240	244	248	247	251	250	248	27	10.8
Females.....		329	332	343	370	355	333	334	311	318	327	317	314	59	15.9
Patent medicines and drug compounds.....	44	328	305	306	294	294	291	281	282	278	286	284	284	50	15.2
Males.....		78	77	78	75	74	73	73	74	78	77	77	77	5	(¹)
Females.....		250	228	228	219	220	218	208	200	208	207	207	207	50	20.0
Petroleum refining.....	11	116	117	118	117	116	119	119	119	117	116	116	117	3	2.5
Males.....		91	92	93	92	91	93	93	92	90	85	89	89	5	(¹)
Females.....		25	25	25	25	25	26	26	27	27	28	27	28	3	(¹)
Soap and candles.....	24	559	572	577	577	573	572	571	579	574	576	580	585	26	4.4
Males.....		283	290	292	290	285	285	284	286	285	288	291	292	9	3.1
Females.....		276	282	285	287	288	287	287	293	289	288	289	293	17	5.8
Chemicals and allied products, n. o. c.....	82	304	304	302	301	300	301	299	303	299	293	293	299	11	3.6
Males.....		184	183	183	182	180	181	180	183	181	174	174	181	10	5.4
Females.....		120	121	119	119	120	120	119	120	118	119	119	118	3	2.5
Food and kindred products.....	865	1,643	1,662	1,671	1,689	1,710	1,737	1,757	1,786	1,785	1,766	1,778	1,765	143	8.0
Males.....		793	799	798	812	827	837	849	875	879	869	882	879	89	10.1
Females.....		850	863	873	877	883	900	908	911	906	897	896	886	61	6.7
Bread and other bakery products.....	269	355	359	362	357	362	369	368	366	371	371	367	369	16	4.3
Males.....		110	114	116	111	115	117	116	117	116	117	115	119	9	7.6
Females.....		245	245	246	246	247	252	252	249	255	254	252	250	10	3.9
Butter, cheese, and condensed milk.....	89	157	159	163	156	160	162	171	167	161	162	162	160	12	8.8
Males.....		62	63	63	64	64	64	65	64	65	63	63	63	3	(¹)
Females.....		95	96	100	92	96	98	106	107	102	98	99	99	15	14.0
Coffee, spices, and peanuts, roasting and grinding.....	24	143	142	142	145	148	147	147	148	148	148	149	150	8	5.3
Males.....		74	73	73	76	75	76	75	75	77	75	75	75	4	(¹)
Females.....		69	69	69	69	73	71	72	73	71	73	74	75	6	(¹)
Confectionery.....	94	227	228	230	236	242	246	248	250	252	246	243	241	25	9.9
Males.....		99	101	101	105	110	111	112	114	113	113	112	109	15	13.2
Females.....		128	127	129	131	132	135	136	136	139	133	131	132	12	8.6
Flour-mill and grist-mill products.....	192	221	223	223	234	235	237	239	254	253	241	255	253	34	13.3
Males.....		120	122	122	130	132	135	135	147	146	134	146	146	27	18.4
Females.....		101	101	101	104	104	102	104	107	107	107	109	107	8	7.3
Slaughtering and meat packing.....	74	294	296	298	296	296	297	304	309	305	308	312	318	25	7.9
Males.....		215	216	213	215	216	215	222	226	222	225	229	235	22	9.4
Females.....		79	80	80	81	80	82	82	83	83	83	83	83	4	(¹)
Food and kindred products, n. o. c.....	123	246	255	258	265	266	279	280	288	289	291	290	272	45	15.5
Males.....		113	110	110	111	115	119	124	132	140	142	142	132	32	22.5
Females.....		133	145	148	154	151	160	156	156	149	149	148	140	27	16.9
Iron and steel and their products.....	1,245	11,954	11,707	11,736	12,049	11,910	12,039	12,019	11,949	11,739	11,473	11,047	11,293	1,002	8.3
Males.....		8,857	8,652	8,682	8,956	8,828	8,890	8,858	8,807	8,664	8,485	8,128	8,350	828	9.2
Females.....		3,097	3,055	3,054	3,093	3,082	3,149	3,161	3,142	3,075	2,988	2,919	2,943	242	7.7
Blast-furnace products.....	36	201	204	205	206	208	201	200	199	190	186	185	185	23	11.1
Males.....		185	188	189	191	190	192	186	185	184	174	171	170	22	11.5
Females.....		16	16	16	16	16	16	16	15	15	16	15	15	1	(¹)

¹ Not computed owing to small number represented.

TABLE A.—Fluctuation in employment in industries other than mining and quarrying in Ohio, 1914 to 1929, by occupation group, industry, and sex—Continued

1914: BOOKKEEPERS, STENOGRAPHERS, AND OFFICE CLERKS—Continued

Industry and sex	Number of establishments reporting	Number employed on the 15th of each month												Variation from maximum	
		January	February	March	April	May	June	July	August	September	October	November	December	Number	Per cent
Manufactures—Continued.															
Iron and steel and their products—Continued.															
Bolts, nuts, washers, and rivets, not made in steel works or rolling mills.....	15	164	162	164	162	159	162	162	160	161	159	156	156	8	4.9
Males.....		106	104	104	101	98	96	96	96	97	96	95	95	11	10.4
Females.....		58	58	60	61	61	66	66	64	64	63	61	61	8	(1)
Cash registers and calculating machines.....	6	594	591	579	599	598	627	646	626	588	523	516	507	139	21.5
Males.....		352	400	396	398	395	392	393	393	364	341	336	333	67	16.8
Females.....		242	191	193	201	203	235	253	233	224	182	180	174	79	31.2
Cutlery and tools.....	49	456	449	441	442	432	434	430	428	420	406	398	399	58	12.7
Males.....		262	253	249	249	243	245	241	244	240	234	228	227	35	13.4
Females.....		194	196	192	193	189	189	189	184	180	172	170	172	26	13.3
Forgings.....	35	306	317	314	306	292	288	283	283	267	264	265	264	53	16.7
Males.....		255	264	261	254	241	236	233	231	216	215	216	213	51	19.3
Females.....		51	53	53	51	51	52	50	52	51	49	49	51	4	(1)
Foundry and machine-shop products.....	778	5,687	5,712	5,731	5,714	5,690	5,792	5,775	5,719	5,563	5,413	5,379	5,363	429	7.4
Males.....		4,138	4,138	4,150	4,131	4,122	4,180	4,164	4,116	3,994	3,881	3,866	3,850	330	7.9
Females.....		1,549	1,574	1,581	1,583	1,577	1,612	1,611	1,603	1,569	1,532	1,513	1,513	99	6.1
Pipe, wrought.....	6	109	110	111	111	111	111	112	112	111	112	111	111	3	2.7
Males.....		100	101	102	102	102	102	103	103	102	102	101	101	3	2.9
Females.....		9	9	9	9	9	9	9	9	9	10	10	10	1	(1)
Pumps, not including steam pumps.....	17	118	119	120	123	126	125	124	123	122	121	121	125	8	6.3
Males.....		82	82	83	85	88	87	86	86	85	84	82	86	6	(1)
Females.....		36	37	37	38	38	38	38	37	37	37	39	39	3	(1)
Safes and vaults.....	14	203	199	199	203	208	209	205	207	212	209	208	208	13	6.1
Males.....		124	119	119	121	124	123	124	124	126	122	122	122	7	5.6
Females.....		79	80	80	82	84	86	81	83	86	87	86	86	8	(1)
Scales and balances.....	7	162	164	165	157	147	145	147	143	138	140	142	143	27	16.4
Males.....		76	77	80	78	70	71	73	71	68	68	69	69	12	(1)
Females.....		86	87	85	79	77	74	74	72	70	72	73	74	17	(1)
Screws, machine.....	8	119	118	119	119	117	118	118	121	118	115	114	112	9	7.4
Males.....		69	68	69	69	68	69	67	69	68	67	66	65	4	(1)
Females.....		50	50	50	50	49	49	51	52	50	48	48	47	5	(1)
Sewing machines, cases, and attachments.....	3	121	120	120	120	121	122	121	120	120	118	116	116	6	4.9
Males.....		79	79	79	79	80	81	80	79	79	78	77	77	4	(1)
Females.....		42	41	41	41	41	41	41	41	41	40	39	39	3	(1)

PART 2.—GENERAL TABLE

Steel works and rolling mills	63	2,722	2,437	2,465	2,782	2,693	2,701	2,700	2,693	2,714	2,686	2,331	2,607	451	16.2
Males	344	2,378	2,120	2,151	2,435	2,346	2,357	2,349	2,339	2,368	2,349	2,029	2,281	406	16.7
Females	3	344	317	314	347	347	344	351	354	346	337	302	326	52	14.7
Stoves and furnaces	90	490	486	482	483	478	478	477	488	479	489	483	482	13	2.7
Males	295	295	290	290	292	289	286	291	291	290	292	289	288	9	3.1
Females	195	196	192	192	191	189	192	186	197	189	197	194	194	11	5.6
Wirework, including wire rope and cable	26	166	170	173	176	175	173	171	169	170	173	174	173	10	5.7
Males	106	107	108	110	110	110	109	109	108	110	110	111	111	5	4.5
Females	60	63	65	66	65	65	63	62	60	62	63	63	62	6	(1)
Iron and steel and their products, n. o. c.	92	336	349	348	346	348	346	347	357	357	355	347	342	21	5.9
Males	250	262	262	261	262	263	263	271	275	272	270	262	262	25	9.1
Females	86	87	86	85	85	83	84	86	82	83	77	80	80	10	(1)
Leather and its finished products	152	952	959	960	952	940	936	951	941	943	937	927	918	42	4.4
Males	349	357	357	353	348	348	350	345	351	350	348	342	342	15	4.2
Females	603	602	603	599	592	588	601	593	592	587	579	576	576	27	4.5
Boots and shoes, including cut stock and find-ings	65	736	738	742	732	720	717	733	724	725	721	711	705	37	5.0
Males	239	232	235	231	227	228	230	229	229	230	230	227	223	12	5.1
Females	507	506	507	501	493	489	503	495	495	491	484	482	482	25	4.9
Leather and its finished products, n. o. c.	87	216	221	218	220	220	219	218	217	218	216	216	213	5	2.3
Males	120	125	122	122	121	120	120	119	121	121	120	121	119	6	4.8
Females	96	96	96	98	99	99	98	98	96	97	96	95	94	5	(1)
Liquors and beverages	178	587	582	577	589	587	595	611	606	599	598	592	593	34	5.6
Males	506	499	495	505	502	502	509	522	518	511	511	503	505	27	5.2
Females	81	83	82	84	85	86	89	88	88	87	89	88	88	8	(1)
Liquors, malt	111	473	467	467	477	473	478	495	490	484	483	478	478	28	5.7
Males	421	415	415	423	418	424	439	435	429	428	428	423	423	24	5.5
Females	52	52	52	54	55	54	56	55	55	55	55	55	55	4	(1)
Liquors and beverages, n. o. c.	67	114	115	110	112	114	117	116	116	115	115	114	115	7	6.0
Males	85	84	80	82	84	85	83	83	83	82	83	80	82	5	(1)
Females	29	31	30	30	30	32	33	33	33	33	32	34	33	5	(1)
Lumber and its remanufactures	783	1,739	1,768	1,740	1,731	1,722	1,723	1,720	1,714	1,697	1,688	1,680	1,680	78	4.4
Males	1,007	1,005	1,010	1,010	1,011	1,006	1,005	1,011	1,012	1,007	1,001	1,000	994	18	1.8
Females	732	763	730	720	716	716	709	712	702	712	688	686	686	67	8.9
Furniture and refrigerators	157	691	698	689	690	684	679	679	669	677	668	660	658	35	5.1
Males	381	375	378	378	376	376	371	372	371	372	370	366	369	15	3.9
Females	310	318	311	312	308	308	307	298	305	305	298	294	289	24	7.5
Lumber and planing-mill products	433	688	699	688	679	674	679	674	681	677	665	664	660	39	5.6
Males	429	430	433	436	431	434	437	440	436	435	437	430	430	11	2.5
Females	259	269	255	243	243	245	237	241	241	230	227	230	230	42	15.6
Lumber and its remanufactures, n. o. c.	193	360	366	363	362	364	365	367	364	365	364	364	362	7	1.9
Males	197	200	199	197	199	200	202	201	202	199	196	197	195	7	3.5
Females	163	166	164	165	165	165	165	163	163	168	167	167	167	5	3.0
Metals and metal products, other than iron and steel	294	1,905	1,893	1,893	1,893	1,902	1,910	1,915	1,915	1,900	1,891	1,900	1,894	24	1.3
Males	965	963	965	963	970	970	995	995	972	972	976	976	978	40	4.0
Females	945	938	935	933	932	931	920	930	930	919	924	916	916	29	3.1
Brass and bronze products	50	116	115	120	120	120	119	123	119	119	116	116	117	8	6.5
Males	70	68	71	71	71	71	71	74	71	70	71	69	71	6	(1)
Females	46	47	49	49	49	49	48	49	48	49	47	47	46	3	(1)

¹ Not computed owing to small number represented.

TABLE A.—Fluctuation in employment in industries other than mining and quarrying in Ohio, 1914 to 1929, by occupation group, industry, and sex—Continued

1914: BOOKKEEPERS, STENOGRAPHERS, AND OFFICE CLERKS—Continued

Industry and sex	Number of establishments reporting	Number employed on the 15th of each month												Variation from maximum	
		January	February	March	April	May	June	July	August	September	October	November	December	Number	Per cent
Manufactures—Continued.															
Metals and metal products—Continued.															
Copper, tin, and sheet-iron products.....	146	608	608	623	624	628	625	626	630	632	621	629	632	24	3.8
Males.....		330	330	338	331	334	335	338	338	339	330	338	341	11	3.2
Females.....		278	278	290	293	294	290	287	292	293	291	291	291	16	5.4
Gas and electric fixtures and lamps and reflectors.....	38	1,000	994	979	982	988	1,000	1,002	996	983	983	987	981	30	3.0
Males.....		476	472	473	479	494	495	503	496	483	486	492	489	31	6.2
Females.....		533	522	506	503	504	505	499	500	500	497	495	492	41	7.7
Metals and metal products, other than iron and steel, n. o. c.....	60	172	176	176	172	166	166	164	170	166	168	168	164	12	6.8
Males.....		84	85	86	84	81	78	79	80	78	79	77	77	9	(1)
Females.....		88	91	90	88	85	88	85	90	88	89	91	87	6	(1)
Paper and printing.....	802	3,487	3,521	3,513	3,385	2,227	2,201	3,306	3,348	3,445	3,552	3,569	3,477	268	7.5
Males.....		1,717	1,722	1,712	1,739	1,725	1,729	1,733	1,740	1,751	1,766	1,769	1,767	57	3.2
Females.....		1,770	1,799	1,801	1,646	1,612	1,572	1,573	1,608	1,694	1,786	1,800	1,710	229	12.7
Boxes, fancy and paper.....	47	143	143	143	143	143	143	143	142	140	140	141	143	3	2.1
Males.....		72	72	72	72	72	72	72	72	72	72	73	75	3	(1)
Females.....		71	71	71	71	71	71	71	70	68	68	68	68	3	(1)
Paper and wood pulp.....	44	181	180	189	184	184	180	180	179	182	180	180	180	10	5.3
Males.....		99	98	98	99	99	99	100	100	101	101	101	102	4	3.9
Females.....		82	82	91	85	85	81	80	79	81	79	79	78	13	(1)
Printing and publishing.....	636	2,935	2,968	2,950	2,824	2,775	2,741	2,746	2,787	2,880	2,993	3,011	2,914	270	9.0
Males.....		1,434	1,441	1,428	1,453	1,439	1,440	1,442	1,447	1,454	1,473	1,477	1,471	49	3.3
Females.....		1,501	1,527	1,522	1,371	1,336	1,301	1,304	1,340	1,426	1,520	1,534	1,443	233	15.2
Paper and printing, n. o. c.....	75	228	230	231	234	235	237	237	240	243	239	237	240	15	6.2
Males.....		112	111	114	115	115	118	119	121	124	120	118	119	13	10.5
Females.....		116	119	117	119	120	119	118	119	119	119	119	121	5	4.1
Stone, clay, and glass products.....	610	1,029	1,035	1,043	1,044	1,043	1,053	1,060	1,064	1,064	1,054	1,054	1,044	35	3.3
Males.....		598	601	608	615	619	624	630	631	625	620	618	610	33	5.2
Females.....		431	429	427	429	429	429	430	433	439	434	436	434	12	2.7
Brick and tile.....	212	186	185	184	190	190	195	203	205	205	202	201	198	21	10.2
Males.....		109	109	108	113	113	117	123	124	124	122	120	118	16	12.9
Females.....		77	76	76	77	77	78	80	81	81	80	81	80	5	(1)
Glass.....	86	234	237	238	238	237	236	232	234	233	228	230	228	10	4.2
Males.....		142	144	145	147	147	147	146	146	144	144	144	142	5	3.4
Females.....		92	93	91	91	90	89	86	88	89	84	86	86	9	(1)

PART 2.—GENERAL TABLE

Pottery, terra-cotta and fire-clay products	144	367	367	371	370	369	367	370	370	371	368	369	368	3	8
Males		207	208	210	209	209	208	210	211	209	205	205	204	7	3.3
Females		160	159	161	161	160	159	160	159	162	163	164	164	5	3.0
Stone, clay, and glass products, n. o. c.	218	242	241	244	246	252	255	255	255	255	256	254	250	15	6.9
Males		140	140	145	146	150	152	151	150	148	149	149	146	12	7.9
Females		102	101	99	100	102	103	104	105	107	107	105	104	8	7.5
Textiles	535	1,850	1,881	1,874	1,888	1,882	1,860	1,870	1,864	1,876	1,859	1,796	1,784	104	5.5
Males		943	940	940	940	950	944	959	960	959	949	930	919	41	4.3
Females		907	937	925	938	932	916	911	904	917	910	866	865	73	7.8
Clothing, men's, including shirts	226	698	712	708	709	702	691	691	697	699	696	678	661	51	7.2
Males		383	386	385	383	381	374	374	375	373	367	361	359	27	7.0
Females		315	326	323	326	321	317	317	322	326	328	317	302	26	7.9
Clothing, women's	79	504	521	524	534	535	529	549	552	550	542	517	514	56	10.0
Males		249	258	255	259	263	265	278	282	287	281	273	265	38	13.2
Females		255	263	273	275	272	264	271	270	273	261	244	249	31	11.3
Flags, banners, and regalia	5	112	115	110	113	108	105	96	95	94	94	92	95	28	20.0
Males		66	65	67	67	66	66	61	59	58	58	55	59	9	9
Females		46	50	43	46	42	39	35	36	36	36	37	36	16	6
Hosiery and knit goods	39	145	145	142	144	145	146	145	146	142	148	144	144	6	4.1
Males		57	57	54	54	54	56	55	52	54	54	54	53	5	5
Females		88	88	88	90	91	92	89	91	90	94	90	91	6	6
Textiles, n. o. c.	186	391	388	386	388	385	386	380	373	380	380	365	370	26	6.6
Males		188	188	188	187	185	185	185	187	188	189	184	183	6	3.2
Females		203	200	198	201	200	201	195	186	192	191	181	187	22	10.8
Tobacco manufactures	209	207	205	204	188	177	182	190	185	186	180	183	191	30	14.5
Males		121	121	118	110	110	109	110	110	109	110	109	117	12	9.9
Females		86	84	86	76	67	73	80	75	79	74	74	74	10	10
Vehicles for land transportation	302	2,821	2,835	2,876	2,820	2,827	2,799	2,939	2,930	2,877	2,851	2,812	2,810	140	4.8
Males		1,984	2,001	2,005	1,973	1,980	1,968	2,092	2,099	2,066	2,043	2,009	2,006	131	6.2
Females		837	834	871	847	847	831	847	831	811	808	803	804	68	7.8
Automobiles, including bodies and parts	72	1,893	1,904	1,912	1,911	1,910	1,908	2,055	2,055	2,013	1,996	1,967	1,993	165	8.0
Males		1,337	1,347	1,353	1,342	1,341	1,347	1,471	1,480	1,451	1,436	1,409	1,432	143	9.7
Females		556	557	559	569	569	561	587	575	562	558	558	561	31	5.3
Carriages, wagons, and materials	200	433	429	465	431	428	422	420	423	412	414	411	410	55	11.8
Males		236	238	238	238	240	238	240	242	237	240	238	238	6	2.5
Females		197	191	227	193	188	184	180	181	175	174	173	172	55	24.2
Cars, steam railroad, not including operations of railroad companies	8	167	166	165	162	157	153	152	154	151	147	148	147	20	12.0
Males		159	158	157	154	149	145	145	147	144	140	141	140	19	11.9
Females		8	8	8	8	8	8	7	7	7	7	7	7	1	(1)
Vehicles for land transportation, n. o. c.	22	328	336	334	316	332	316	309	298	301	294	286	260	76	22.6
Males		252	258	257	239	250	238	236	230	234	227	221	196	62	24.0
Females		76	78	77	77	82	78	73	68	67	67	65	64	18	(1)
Miscellaneous manufactures	527	5,226	5,198	5,314	5,308	5,363	5,430	5,472	5,428	5,318	5,253	5,380	5,327	274	5.0
Males		3,261	3,226	3,259	3,285	3,317	3,359	3,369	3,358	3,302	3,246	3,275	3,267	143	4.2
Females		2,005	1,972	2,055	2,023	2,046	2,071	2,103	2,070	2,016	2,007	2,105	2,060	133	6.3
Agricultural implements	41	390	380	380	379	369	366	365	376	364	362	349	347	43	11.0
Males		282	271	270	268	259	256	255	257	257	255	244	243	39	13.8
Females		108	109	110	111	110	110	110	119	107	107	105	104	15	12.6

1 Not computed owing to small number represented.

TABLE A.—Fluctuation in employment in industries other than mining and quarrying in Ohio, 1914 to 1929, by occupation group, industry, and sex—Continued

1914: BOOKKEEPERS, STENOGRAPHERS, AND OFFICE CLERKS—Continued

Industry and sex	Number of establishments reporting	Number employed on the 15th of each month												Variation from maximum	
		January	February	March	April	May	June	July	August	September	October	November	December	Number	Per cent
Manufactures—Continued.															
Miscellaneous manufactures—Continued.															
Electrical machinery, apparatus, and supplies.....	61	815	801	799	806	812	811	813	810	808	795	791	783	32	3.9
Males.....		517	507	508	509	511	513	513	512	512	498	499	492	25	4.8
Females.....		298	294	291	297	301	298	300	298	296	297	292	291	10	3.3
Ice, manufactured.....	87	90	89	90	90	105	121	125	121	111	101	92	88	37	29.6
Males.....		44	45	44	44	51	56	61	60	54	48	43	41	20	(1)
Females.....		46	44	46	46	54	65	64	61	57	53	49	47	21	(1)
Rubber goods.....	41	2,901	2,856	2,975	2,955	3,005	3,063	3,096	3,064	2,996	2,949	3,099	3,053	243	7.8
Males.....		1,940	1,922	1,955	1,979	2,011	2,044	2,054	2,047	2,000	1,962	2,008	2,009	132	6.4
Females.....		961	934	1,020	976	994	1,019	1,042	1,017	996	987	1,091	1,044	157	14.4
Signs and advertising novelties.....	19	134	134	134	135	132	128	126	127	123	121	122	128	14	10.4
Males.....		40	41	40	40	38	39	39	39	36	37	37	37	5	(1)
Females.....		94	93	94	95	94	89	87	88	87	84	85	91	11	(1)
Miscellaneous industries, n. o. c.....	278	936	938	936	943	940	941	947	930	916	925	927	928	31	3.3
Males.....		438	440	442	445	447	451	447	443	443	446	444	445	13	2.9
Females.....		498	498	494	498	493	490	500	487	473	479	483	483	27	5.4
Service.															
Males.....	1,069	1,494	1,496	1,504	1,527	1,531	1,537	1,554	1,538	1,529	1,528	1,518	1,510	60	3.9
Females.....		686	686	689	699	697	702	710	696	695	690	690	690	24	3.4
Garages.....	122	808	810	815	828	834	835	844	836	833	833	828	820	36	4.3
Males.....		191	195	192	196	197	203	213	208	207	209	206	205	22	10.3
Females.....		80	83	78	81	80	82	86	83	83	86	84	83	8	(1)
Hotels.....	166	111	112	114	115	117	121	127	125	124	123	122	122	16	12.6
Males.....		498	495	496	498	495	496	499	491	494	498	499	497	8	1.6
Females.....		334	331	334	332	327	325	331	325	329	332	333	332	9	2.7
Laundries and dry cleaners.....	237	164	164	164	166	168	171	168	166	166	166	166	165	7	4.1
Males.....		475	472	478	490	491	483	482	481	477	474	470	462	29	5.9
Females.....		104	102	104	108	107	104	102	102	104	103	103	103	6	5.6
Office buildings.....	126	371	370	374	382	384	379	380	379	373	371	367	359	25	6.5
Males.....		102	99	101	102	103	103	108	111	110	112	108	109	13	11.6
Females.....		60	59	60	61	61	61	63	64	63	63	59	59	5	(1)
Service, n. o. c.....	418	42	40	41	41	42	42	45	47	47	49	49	50	10	(1)
Males.....		228	235	235	241	245	252	252	247	241	235	235	237	24	9.5
Females.....		108	111	113	117	122	130	128	128	117	111	111	113	22	16.9
Females.....		120	124	122	124	123	122	124	119	124	124	124	124	5	4.0

Trade	3,361	16,549	16,565	16,596	16,640	16,518	16,513	16,323	16,312	16,485	16,516	16,504	16,927	615	3.6
Males.....		8,604	8,597	8,585	8,613	8,559	8,602	8,564	8,570	8,629	8,630	8,628	8,746	187	2.1
Females.....		7,945	7,968	8,011	8,027	7,969	7,911	7,759	7,742	7,856	7,886	7,876	8,181	459	5.4
Offices	235	3,519	3,554	3,580	3,545	3,545	3,519	3,790	3,809	3,790	3,790	3,790	3,763	117	3.0
Males.....		2,408	2,415	2,434	2,419	2,411	2,407	2,393	2,396	2,391	2,401	2,408	2,384	50	2.1
Females.....		1,414	1,439	1,446	1,426	1,434	1,412	1,397	1,413	1,399	1,389	1,382	1,379	67	4.6
Retail delivery, milk, ice, and water	52	179	175	181	193	218	259	286	287	295	233	218	196	112	39.0
Males.....		80	80	82	88	90	109	124	124	117	107	100	81	44	35.5
Females.....		99	95	99	105	128	150	162	163	148	126	118	114	68	41.7
Retail and wholesale stores	2,708	11,754	11,741	11,730	11,799	11,640	11,624	11,431	11,392	11,614	11,678	11,689	12,160	768	6.3
Males.....		5,536	5,569	5,532	5,570	5,517	5,540	5,497	5,486	5,570	5,566	5,573	5,729	233	4.1
Females.....		6,168	6,172	6,198	6,229	6,123	6,084	5,934	5,906	6,044	6,112	6,116	6,431	535	8.3
Yards, coal and lumber	366	797	795	805	803	809	811	816	824	816	815	807	809	29	3.5
Males.....		533	533	537	541	546	546	554	554	551	556	550	552	23	4.1
Females.....		264	262	268	267	263	265	266	270	265	259	257	257	13	4.8
Transportation and public utilities	798	3,586	3,568	3,555	3,617	3,679	3,722	3,750	3,776	3,751	3,706	3,698	3,608	221	5.9
Males.....		2,449	2,445	2,465	2,506	2,566	2,610	2,611	2,658	2,647	2,611	2,608	2,514	213	8.0
Females.....		1,137	1,123	1,090	1,111	1,113	1,112	1,139	1,118	1,104	1,095	1,090	1,094	49	4.3
Carriage (drayage) and storage, including															
livery stables.....	221	311	307	313	314	319	319	317	315	316	307	306	307	13	4.1
Males.....		226	225	228	226	230	227	227	226	228	226	224	224	6	2.6
Females.....		85	82	85	88	89	90	89	89	88	81	82	83	9	(1)
Electric light and power	92	185	190	189	190	191	196	196	195	200	199	199	202	17	8.4
Males.....		106	109	108	109	109	110	110	110	114	114	112	112	8	7.0
Females.....		79	81	81	81	82	86	87	85	86	85	87	90	11	(1)
Electric railroads	58	804	802	815	809	825	819	832	828	826	820	818	814	30	3.6
Males.....		505	505	516	516	526	523	528	530	529	525	524	520	25	4.7
Females.....		299	297	299	293	299	296	304	298	297	295	294	294	11	3.6
Natural gas	50	620	618	617	618	631	644	650	661	654	653	654	655	44	6.7
Males.....		512	510	509	508	522	534	540	551	542	544	547	546	43	7.8
Females.....		108	108	108	110	109	110	110	110	112	109	107	109	5	4.5
Pipe lines (petroleum)	5	114	113	113	114	115	119	119	118	117	114	113	113	6	5.0
Males.....		103	102	102	103	104	108	108	107	106	103	102	102	6	5.6
Females.....		11	11	11	11	11	11	11	11	11	11	11	11		
Telegraph and telephone	297	1,317	1,305	1,275	1,329	1,298	1,316	1,326	1,350	1,337	1,318	1,320	1,294	75	5.6
Males.....		795	794	802	831	807	829	831	857	858	835	821	817	64	7.5
Females.....		522	511	473	498	491	487	505	493	479	483	478	477	49	9.4
Transportation by water, including steve-															
doring.....	32	164	162	162	175	233	242	242	240	232	227	220	155	87	36.0
Males.....		149	147	147	160	217	226	226	225	218	213	206	142	84	37.2
Females.....		15	15	15	15	16	16	16	15	14	14	14	13	3	(1)
Transportation and public utilities, n. o. c.	43	71	71	71	68	67	67	68	68	69	65	68	68	4	(1)
Males.....		53	53	53	51	51	51	52	52	52	51	51	51	2	(1)
Females.....		18	18	18	17	16	16	16	17	17	17	17	17	2	(1)

¹ Not computed owing to small number represented.

TABLE A.—Fluctuation in employment in industries other than mining and quarrying in Ohio, 1914 to 1929, by occupation group, industry, and sex—Continued

1914: SALESPeOPLE (NOT TRAVELING)

Industry and sex	Number of establishments reporting	Number employed on the 15th of each month												Variation from maximum	
		January	February	March	April	May	June	July	August	September	October	November	December	Number	Per cent
ALL INDUSTRIES	14, 149	29, 193	28, 717	29, 307	30, 204	29, 835	29, 595	28, 684	27, 967	28, 907	29, 032	30, 540	33, 641	5, 674	16.9
Males.....		14, 451	14, 435	14, 536	14, 690	14, 644	14, 675	14, 523	14, 456	14, 552	14, 712	14, 792	15, 169	734	4.8
Females.....		14, 742	14, 282	14, 771	15, 514	15, 191	14, 920	14, 161	13, 511	14, 355	15, 220	15, 748	18, 472	4, 961	26.9
Agriculture	153	26	27	23	31	30	29	28	28	27	27	28	30	5	(1)
Males.....		19	19	20	21	21	21	21	21	21	22	22	23	4	(1)
Females.....		7	8	8	10	9	8	7	7	6	5	6	7	5	(1)
Construction	2, 004	254	253	274	266	269	271	271	269	264	267	266	265	21	7.7
Males.....		241	239	259	250	251	255	266	253	249	251	250	243	20	7.7
Females.....		13	14	15	16	18	16	15	16	15	16	16	17	5	(1)
Fisheries	15	1	1	1	1	1	1	1	1	1	1	1	1		
Males.....		1	1	1	1	1	1	1	1	1	1	1	1		
Manufactures	6, 749	3, 825	3, 839	3, 858	3, 904	3, 908	3, 908	3, 909	3, 899	3, 921	3, 934	3, 937	3, 980	155	3.9
Males.....		3, 098	3, 109	3, 132	3, 151	3, 160	3, 166	3, 165	3, 165	3, 168	3, 176	3, 170	3, 172	78	2.5
Females.....		727	730	726	753	748	742	744	734	753	758	767	808	82	10.1
Chemicals and allied products	247	147	147	146	144	141	141	143	141	142	140	140	139	8	5.4
Males.....		142	142	141	139	136	136	138	136	137	135	135	134	8	5.6
Females.....		5	5	5	5	5	5	5	5	5	5	5	5		
Food and kindred products	865	1, 388	1, 365	1, 370	1, 377	1, 375	1, 380	1, 388	1, 393	1, 399	1, 413	1, 412	1, 436	98	6.8
Males.....		1, 000	1, 018	1, 028	1, 028	1, 028	1, 035	1, 041	1, 041	1, 042	1, 049	1, 042	1, 049	49	4.7
Females.....		333	347	345	349	347	345	347	352	357	364	370	387	49	12.7
Bread and other bakery products	269	931	950	955	966	964	966	975	979	981	988	986	999	68	6.8
Males.....		685	697	704	709	709	714	720	718	718	723	717	724	39	5.4
Females.....		246	253	254	257	255	252	255	261	263	265	269	275	29	10.5
Confectionery	94	134	136	133	134	134	134	132	133	136	142	144	155	23	14.8
Males.....		52	52	52	52	52	52	52	53	53	54	54	54	2	(1)
Females.....		82	84	81	82	82	82	80	80	83	88	90	101	31	30.7
Slaughtering and meat packing	74	182	187	186	183	182	183	184	184	185	187	186	186	5	2.7
Males.....		177	182	181	178	177	175	179	179	180	182	181	181	5	5
Females.....		5	5	5	5	5	5	5	5	5	5	5	5		
Food and kindred products, n. o. c.	428	91	92	93	94	95	97	97	97	97	96	96	96	6	(1)
Males.....		86	87	88	89	90	91	90	91	91	90	90	90	6	(1)
Females.....		5	5	5	5	5	6	7	6	6	6	6	6	2	(1)

Iron and steel and their products	1,245	164	162	162	164	164	164	164	164	164	157	154	160	159	10	6.1
Males		161	159	159	161	161	161	169	161	169	154	151	157	166	10	6.2
Females		3	3	3	3	3	3	3	3	3	3	3	3	3		
Leather and its finished products	152	36	37	36	36	36	36	36	36	35	36	36	36	38	3	(1)
Males		35	36	35	35	35	35	35	35	34	35	35	37	3		(1)
Females		1	1	1	1	1	1	1	1	1	1	1	1			
Liquors and beverages	178	171	172	175	178	180	180	184	183	183	183	180	177	176	13	7.1
Males		170	171	174	177	179	179	183	182	182	182	179	176	175	13	7.1
Females		1	1	1	1	1	1	1	1	1	1	1	1			
Liquors, malt	111	114	114	117	117	118	117	122	121	123	123	123	123	122	9	7.3
Males		114	114	117	117	118	117	122	121	123	123	123	123	122	9	7.3
Liquors and beverages, n. o. c.	67	57	58	58	61	62	63	62	62	60	57	54	54	54	9	(1)
Males		56	57	57	60	61	62	61	61	59	56	53	53	53	9	(1)
Females		1	1	1	1	1	1	1	1	1	1	1	1			
Lumber and its remanufactures	783	231	233	235	239	241	241	243	242	241	241	241	242	242	12	4.9
Males		215	217	219	223	225	224	227	225	225	225	225	226	226	12	5.3
Females		16	16	16	16	16	17	16	15	16	16	16	16	16	2	(1)
Furniture and refrigerators	157	102	103	103	103	105	106	105	105	106	107	108	111	9	8.1	(1)
Males		87	88	88	88	90	90	90	91	91	92	93	96	9	2	(1)
Females		15	15	15	15	15	16	15	14	15	15	15	15	2		(1)
Lumber and planing-mill products	433	99	100	102	106	107	106	108	107	105	104	103	102	9	9	3.3
Males		99	100	102	106	107	106	108	107	105	104	103	102	9	9	3.3
Lumber and its remanufactures, n. o. c.	193	30	30	30	30	29	29	30	30	30	30	30	29	1	1	(1)
Males		29	29	29	29	28	28	29	29	29	29	29	29	1	1	(1)
Females		1	1	1	1	1	1	1	1	1	1	1	1			
Metals and metal products, other than iron and steel	294	71	70	73	77	77	78	78	77	77	77	79	79	79	9	(1)
Males		69	67	70	74	74	75	75	74	74	74	76	76	76	9	(1)
Females		3	3	3	3	3	3	3	3	3	3	3	3	3		
Paper and printing	802	583	638	635	635	645	638	639	635	642	654	640	646	646	19	2.9
Males		585	579	578	578	587	582	581	578	590	606	586	577	577	29	4.8
Females		58	59	57	60	58	56	58	57	52	48	54	69	21		(1)
Printing and publishing	636	581	571	572	574	583	575	577	575	580	596	579	584	25	4.2	(1)
Males		537	526	529	529	539	533	533	532	542	559	539	529	33	5.9	(1)
Females		44	45	43	45	44	42	44	43	38	37	40	55	18		(1)
Paper and printing, n. o. c.	166	62	67	63	64	62	63	62	60	62	58	61	62	9	7	(1)
Males		48	53	49	49	48	49	48	46	48	47	47	48	7		(1)
Females		14	14	14	15	14	14	14	14	14	11	14	14	4		(1)
Stone, clay, and glass products	610	46	44	46	47	49	49	50	50	50	50	50	50	6	6	(1)
Males		41	39	41	42	44	44	45	45	45	45	45	44	6	6	(1)
Females		5	5	5	5	5	5	5	5	5	5	5	6	1		(1)
Textiles	535	201	200	202	219	220	220	218	210	237	229	217	211	37	15.6	(1)
Males		163	165	165	171	172	176	179	176	193	179	173	169	20	10.9	(1)
Females		38	35	37	48	48	44	39	34	54	50	44	42	19		(1)
Tobacco manufactures	209	25	25	25	23	23	23	23	24	24	24	24	24	2	2	(1)
Males		25	25	25	23	23	23	23	24	24	24	24	24	2	2	(1)
Females		147	157	166	168	168	147	153	150	148	146	152	146	32	13.4	(1)
Vehicles for land transportation	302	214	225	235	239	237	232	219	223	216	213	207	217	22	13.1	(1)
Males		147	157	166	168	168	147	153	150	148	146	152	146	32	13.1	(1)
Females		67	68	69	71	73	74	72	70	66	65	61	65	13		(1)

¹ Not computed owing to small number represented.

TABLE A.—Fluctuation in employment in industries other than mining and quarrying in Ohio, 1914 to 1929, by occupation group, industry, and sex—Continued

1914: SALESPeOPLE (NOT TRAVELING)—Continued

Industry and sex	Number of establishments reporting	Number employed on the 15th of each month												Variation from maximum	
		January	February	March	April	May	June	July	August	September	October	November	December	Number	Per cent
Manufactures—Continued.															
Vehicles for land transportation—Continued.															
Automobiles, including bodies and parts.....	72	166	178	187	191	189	184	173	176	170	169	164	171	27	14.1
Males.....		112	123	132	133	129	122	117	114	113	112	116	116	21	15.8
Females.....		54	55	55	58	60	62	56	56	57	57	48	55	10	(1)
Vehicles for land transportation, n. o. c.....	230	48	47	48	48	48	48	46	47	46	44	43	46	5	(1)
Males.....		35	34	34	35	35	36	35	36	36	35	34	36	2	(1)
Females.....		13	13	14	13	13	12	11	11	10	9	9	10	5	(1)
Miscellaneous industries.....	527	538	521	518	523	520	526	526	521	518	521	554	562	44	7.8
Males.....		346	334	334	332	332	338	332	333	328	324	350	352	28	8.0
Females.....		192	187	184	191	188	188	194	188	190	197	204	210	26	12.4
Electrical machinery, apparatus, and supplies.....	61	218	221	225	233	232	230	232	227	223	228	228	229	15	6.4
Males.....		100	101	105	106	104	102	99	99	100	98	98	99	8	7.5
Females.....		118	120	120	127	128	128	133	128	128	130	130	130	15	11.3
Rubber goods.....	41	157	141	135	133	129	138	137	136	130	130	162	166	37	22.3
Males.....		111	98	93	91	91	100	98	99	93	92	118	116	27	22.9
Females.....		46	43	42	42	38	38	39	37	37	38	44	50	13	(1)
Miscellaneous industries, n. o. c.....	425	163	159	158	157	159	158	157	158	160	163	164	167	10	6.0
Males.....		135	135	136	135	137	136	135	135	135	134	134	137	3	2.2
Females.....		28	24	22	22	22	22	22	23	25	29	30	30	8	(1)
Service.	1,069	454	452	453	465	461	525	535	528	470	474	471	470	83	15.5
Males.....		409	409	408	419	414	448	454	445	421	426	422	421	46	10.1
Females.....		45	43	45	46	47	77	81	83	49	48	49	49	40	(1)
Garages.....	122	115	119	118	125	126	124	126	124	126	127	123	123	12	9.4
Males.....		115	119	118	125	126	124	126	124	126	127	123	123	12	9.4
Laundries and dry cleaners.....	237	201	196	198	200	196	200	201	199	203	207	209	208	13	6.2
Males.....		189	185	186	188	184	187	189	187	190	194	196	195	12	6.1
Females.....		12	11	12	12	12	13	12	12	13	13	13	13	2	(1)
Service, n. o. c.....	710	138	137	137	140	139	201	208	205	141	140	139	139	71	34.1
Males.....		105	105	104	106	104	137	139	134	105	105	103	103	36	25.9
Females.....		33	32	33	34	35	64	69	71	36	35	36	36	39	(1)
Trade.	3,361	24,486	23,993	24,535	25,377	25,003	24,691	23,776	23,081	24,065	25,062	25,681	23,743	5,662	19.7
Males.....		10,538	10,508	10,561	10,691	10,637	10,617	10,465	10,413	10,536	10,671	10,773	11,154	741	6.6
Females.....		13,948	13,485	13,974	14,686	14,366	14,074	13,311	12,668	13,529	14,391	14,908	17,589	4,921	28.0

PART 2.—GENERAL TABLE

Offices.....	235	108	111	111	110	110	113	111	109	110	107	107	107	6	5.3
Males.....		107	110	110	109	109	112	110	109	109	106	106	106	6	5.4
Females.....		1	1	1	1	1	1	1	1	1	1	1	1	1	(1)
Retail and wholesale stores.....	2,708	24,158	23,663	24,209	25,047	24,672	24,356	23,441	22,751	23,733	24,735	25,351	28,414	5,663	19.9
Males.....		10,216	10,184	10,241	10,367	10,312	10,288	10,135	10,087	10,210	10,349	10,448	10,830	743	6.9
Females.....		13,942	13,479	13,968	14,680	14,360	14,068	13,306	12,664	13,523	14,386	14,903	17,584	4,920	28.0
Yards, coal and lumber.....	366	161	160	157	160	162	162	163	161	162	159	162	162	6	3.7
Males.....		157	156	153	156	158	158	160	158	158	156	159	159	7	4.4
Females.....		4	4	4	4	4	4	3	3	4	3	3	3	1	(1)
Trade, n. o. c.....	52	59	59	58	60	59	60	61	60	60	61	61	60	3	(1)
Males.....		58	58	57	59	58	59	60	59	59	60	60	59	3	(1)
Females.....		1	1	1	1	1	1	1	1	1	1	1	1		
Transportation and public utilities.....	798	147	152	158	160	163	170	164	161	159	167	156	152	23	13.5
Males.....		145	150	155	157	160	167	161	158	156	165	154	150	22	13.2
Females.....		2	2	3	3	3	3	3	3	3	2	2	2	1	(1)

1 Not computed owing to small number represented.

1914: SALESPeOPLE (NOT TRAVELING)

79

TABLE A.—Fluctuation in employment in industries other than mining and quarrying in Ohio, 1914 to 1929, by occupation group, industry, and sex—Continued

1915: WAGE EARNERS

Industry and sex	Number of establishments reporting	Number employed on the 15th of each month												Variation from maximum		
		January	February	March	April	May	June	July	August	September	October	November	December	Number	Per cent	
		ALL INDUSTRIES														17,981
Males	454,834	466,528	489,457	516,030	533,553	551,195	557,476	566,279	585,425	584,909	588,993	598,681	143,847	24.0		
Females	91,329	94,197	96,515	95,962	95,060	96,592	94,640	96,311	99,939	102,067	101,693	102,400	11,071	10.8		
Agriculture														270	1,778	46.8
Males	1,860	2,042	2,396	2,985	3,159	3,222	3,797	3,261	3,003	2,940	2,598	2,313	1,778	46.8		
Females	159	153	161	187	211	258	404	199	184	173	149	145	259	64.1		
Dairy farming														30	244	15.5
Males	235	231	226	241	243	248	261	256	268	269	249	225	44	16.4		
Females	9	9	9	10	10	10	10	10	10	9	10	10	1	(1)		
Florists, fruit growers, nurserymen, and seedsmen														95	760	43.9
Males	858	887	1,165	1,500	1,422	1,227	1,447	1,260	1,110	1,236	1,100	956	642	42.8		
Females	114	108	114	134	132	123	285	94	97	105	94	99	191	67.0		
General farming														125	970	55.0
Males	781	781	858	1,075	1,335	1,590	1,734	1,559	1,440	1,269	1,092	970	953	55.0		
Females	745	745	820	1,032	1,266	1,465	1,625	1,464	1,363	1,205	1,047	934	880	54.2		
Agriculture, n. o. c.														20	89	71.2
Males	36	36	38	43	69	125	109	95	77	64	45	36	69	71.2		
Females	22	26	24	25	17	24	60	82	78	52	53	53	65	(1)		
Males	22	26	24	25	17	24	60	82	78	52	53	53	65	(1)		
Construction														3,219	31,802	58.4
Males	23,695	22,668	28,172	37,814	44,135	46,441	50,395	51,453	54,470	53,323	50,586	41,656	31,802	58.4		
Females	23,669	22,641	28,144	37,733	44,101	46,409	50,364	51,428	54,436	53,284	50,545	41,620	31,795	58.4		
Brick, stone, and cement work														337	16	(1)
Males	1,545	1,420	2,043	2,725	3,014	3,241	3,272	3,555	4,209	3,673	3,357	2,493	2,789	66.3		
Females	1,545	1,420	2,043	2,725	3,014	3,241	3,272	3,555	4,209	3,673	3,357	2,493	2,789	66.3		
Electrical contracting														86	876	19.6
Males	746	718	715	747	775	736	761	822	833	875	889	876	174	19.6		
Females	746	718	715	747	775	736	761	822	833	875	889	876	174	19.6		
General contracting														1,231	15,849	61.7
Males	10,227	9,857	13,082	17,717	21,140	22,741	24,806	24,242	25,706	25,159	25,224	21,815	15,849	61.7		
Females	10,227	9,857	13,082	17,717	21,140	22,741	24,806	24,242	25,706	25,159	25,224	21,815	15,849	61.7		
Oil and gas drilling														199	1,248	32.1
Males	2,866	2,683	2,645	2,668	2,695	2,971	3,446	3,662	3,816	3,893	3,574	3,422	1,248	32.1		
Females	2,866	2,683	2,645	2,668	2,695	2,971	3,446	3,662	3,816	3,893	3,574	3,422	1,248	32.1		
Painting and decorating														218	1,339	61.7
Males	832	887	1,255	1,852	2,171	1,907	1,605	1,493	1,558	1,569	1,286	1,046	1,339	61.7		
Females	832	887	1,255	1,852	2,171	1,907	1,605	1,493	1,558	1,569	1,286	1,046	1,339	61.7		
Plastering														56	540	63.8
Males	422	306	419	515	496	477	587	846	554	502	537	476	540	63.8		
Females	422	306	419	515	496	477	587	846	554	502	537	476	540	63.8		
Plumbing and steam fitting														282	910	29.1
Males	2,412	2,222	2,419	2,584	2,680	2,798	2,712	2,883	2,999	3,132	3,010	2,927	910	29.1		
Females	2,412	2,222	2,419	2,584	2,680	2,798	2,712	2,883	2,999	3,132	3,010	2,927	910	29.1		

PART 2.—GENERAL TABLE

Sand and gravel excavating.....	80	541	576	673	879	940	983	976	1,002	1,016	1,037	967	767	496	47.8
Males.....		541	576	673	879	940	983	976	1,002	1,016	1,037	967	767	496	47.8
Sheet-metal work and roofing.....	226	1,647	1,543	1,592	1,687	1,753	1,890	2,042	2,101	2,184	2,260	2,225	2,158	717	31.7
Males.....		1,647	1,543	1,592	1,687	1,753	1,890	2,042	2,101	2,184	2,260	2,225	2,158	717	31.7
Street, road, and sewer contracting.....	391	1,782	1,797	2,716	5,777	7,781	8,016	9,384	10,054	10,695	10,040	8,390	4,185	8,913	83.3
Males.....		1,782	1,797	2,716	5,777	7,781	8,016	9,384	10,054	10,695	10,040	8,390	4,185	8,913	83.3
Ventilating and heating.....	22	296	261	247	253	253	248	285	318	320	332	395	407	160	39.3
Males.....		296	261	247	253	253	248	285	318	320	332	395	407	160	39.3
Construction, n. o. c.....	91	379	398	366	410	428	433	519	475	580	851	792	1,084	718	66.2
Males.....		353	371	338	379	394	401	488	450	546	812	751	1,048	710	67.7
Females.....		26	27	28	31	34	32	31	25	34	39	41	36	16	(1)
Fisheries.....	25	213	211	375	491	538	423	467	361	406	416	441	346	327	60.8
Males.....		212	210	374	487	534	419	465	359	404	415	440	345	324	60.7
Females.....		1	1	1	4	4	4	2	2	2	1	1	1	3	(1)
Manufactures.....	7,890	420,903	439,125	455,815	467,025	473,452	486,857	487,670	497,623	516,161	519,886	527,183	546,627	125,724	23.0
Males.....		354,429	369,050	384,220	396,713	404,046	416,335	418,463	426,353	441,814	444,009	451,637	470,470	116,041	24.7
Females.....		66,474	70,075	71,595	70,312	69,406	70,522	69,207	71,270	74,347	75,877	75,546	76,157	9,683	12.7
Chemicals and allied products.....	301	11,410	11,599	11,832	12,069	11,924	11,864	11,889	12,089	13,089	12,562	12,844	13,452	2,042	15.2
Males.....		10,183	10,322	10,525	10,759	10,652	10,594	10,611	10,876	11,760	11,200	11,474	12,038	1,855	15.4
Females.....		1,227	1,277	1,307	1,310	1,272	1,270	1,278	1,213	1,329	1,362	1,370	1,414	201	14.2
Baking powder and yeast.....	4	287	270	249	239	236	248	192	240	240	230	241	251	95	33.1
Males.....		199	194	179	167	162	167	118	167	167	152	154	165	81	40.7
Females.....		88	76	70	72	74	81	74	73	73	78	87	86	18	(1)
Chemicals, acids, and wood distillation.....	45	2,146	2,190	2,166	2,195	2,249	2,242	2,308	2,437	2,420	2,506	2,573	2,701	556	20.5
Males.....		2,135	2,178	2,151	2,180	2,234	2,229	2,295	2,424	2,407	2,493	2,560	2,689	564	20.6
Females.....		11	12	15	15	13	13	13	13	13	13	13	12	4	(1)
Explosives.....	9	245	267	265	261	247	278	269	264	268	272	292	300	55	18.3
Males.....		244	265	263	259	246	277	267	265	267	271	291	299	55	18.4
Females.....		1	2	2	2	1	2	1	1	1	1	1	1	1	(1)
Fertilizers.....	21	745	764	969	1,092	859	780	777	975	1,570	746	718	888	852	54.3
Males.....		745	764	969	1,091	859	780	777	975	1,569	746	716	886	863	54.4
Females.....					1					1		2	2	2	(1)
Grease and tallow.....	18	340	332	356	348	416	344	351	315	355	353	338	335	101	24.3
Males.....		334	326	350	342	410	338	345	309	349	347	333	330	101	24.6
Females.....		6	6	6	6	6	6	6	6	6	6	5	5	1	(1)
Ink, printing.....	10	280	261	280	280	279	279	279	282	283	286	295	300	21	7.0
Males.....		277	278	277	277	276	276	276	278	279	280	283	292	21	7.1
Females.....		3	3	3	3	3	3	3	3	3	3	3	3		
Paint and varnish.....	72	1,981	2,063	2,115	2,144	2,203	2,253	2,194	2,123	2,070	2,065	2,075	2,127	272	12.1
Males.....		1,709	1,882	1,911	1,932	1,983	2,052	1,999	1,947	1,859	1,894	1,901	1,944	253	12.3
Females.....		182	201	204	212	220	201	195	176	175	171	174	183	49	22.3
Patent medicines and drug compounds.....	49	623	645	635	632	627	584	564	508	617	617	645	718	210	20.2
Males.....		299	304	295	294	293	289	270	263	284	286	297	305	42	13.8
Females.....		324	341	340	338	334	295	285	245	333	331	348	413	168	40.7
Petroleum refining.....	11	1,261	1,225	1,252	1,287	1,266	1,302	1,332	1,334	1,447	1,566	1,726	1,803	578	32.1
Males.....		1,259	1,224	1,245	1,279	1,263	1,299	1,329	1,331	1,444	1,563	1,725	1,802	578	32.1
Females.....		2	1	7	8	3	3	3	3	3	3	1	1	1	(1)
Salt.....	8	777	750	781	805	804	789	834	878	949	940	922	1,026	276	26.0
Males.....		697	669	701	726	726	709	755	802	855	832	808	932	263	28.2
Females.....		80	81	80	79	78	80	79	76	94	108	114	94	38	33.3

¹ Not computed owing to small number represented.

TABLE A.—Fluctuation in employment in industries other than mining and quarrying in Ohio, 1914 to 1929, by occupation group, industry, and sex—Continued

1915: WAGE EARNERS—Continued

Industry and sex	Number of establishments reporting	Number employed on the 15th of each month												Variation from maximum	
		January	February	March	April	May	June	July	August	September	October	November	December	Number	Per cent
Manufactures—Continued.															
Chemicals and allied products—Continued.															
Soap and candles	23	2,356	2,418	2,391	2,383	2,332	2,379	2,379	2,369	2,488	2,559	2,584	2,534	252	9.8
Males		1,861	1,901	1,856	1,857	1,843	1,836	1,802	1,793	1,897	1,958	1,999	1,956	206	10.3
Females		495	517	535	526	489	543	577	576	591	601	585	578	112	18.6
Chemicals and allied products, n. o. c.	31	369	374	373	403	406	386	410	364	332	412	435	469	105	22.4
Males		334	337	328	355	357	342	369	323	346	375	398	433	110	25.4
Females		35	37	45	48	49	44	41	41	36	37	37	36	14	(1)
Food and kindred products	1,198	19,408	19,224	19,015	18,552	18,898	20,379	20,176	21,776	25,202	23,638	23,237	22,631	6,710	26.6
Males		15,889	15,081	14,827	14,491	14,739	15,646	15,704	16,795	18,619	17,385	17,522	17,300	4,128	22.2
Females		4,014	4,143	4,188	4,061	4,159	4,733	4,472	4,981	6,643	6,253	5,715	5,331	2,629	39.6
Bread and other bakery products	366	5,215	5,217	5,210	5,116	5,233	5,302	5,287	5,217	5,287	5,322	5,478	5,429	362	6.6
Males		3,913	3,895	3,904	3,810	3,868	3,892	3,907	3,853	3,895	3,910	4,057	4,034	247	6.1
Females		1,302	1,322	1,312	1,306	1,365	1,410	1,380	1,364	1,392	1,412	1,421	1,395	119	8.4
Butter, cheese, and condensed milk	109	1,261	1,281	1,302	1,368	1,484	1,556	1,570	1,541	1,593	1,441	1,427	1,377	309	19.7
Males		1,193	1,206	1,202	1,292	1,388	1,450	1,469	1,445	1,498	1,330	1,309	1,258	276	18.8
Females		68	75	100	76	96	106	101	96	95	111	118	119	51	42.9
Canning and preserving fruits and vegetables	90	603	590	717	744	857	1,832	1,588	2,032	5,906	2,625	1,436	983	5,006	89.5
Males		416	391	458	527	598	1,148	1,012	2,054	3,531	1,568	917	680	3,140	88.9
Females		187	199	259	217	259	684	576	2,085	1,057	519	308	1,878	90.9	
Coffee, spices, and peanuts, roasting and grinding	35	1,081	1,073	1,066	1,090	1,082	1,087	1,087	1,135	1,170	1,172	1,161	1,156	106	9.0
Males		645	639	634	655	645	649	656	670	683	692	691	692	58	8.4
Females		436	434	432	435	437	437	431	465	487	480	470	464	56	11.5
Confectionery	104	2,639	2,677	2,701	2,695	2,763	2,797	2,711	2,933	3,490	4,071	3,950	3,774	1,432	35.2
Males		1,190	1,160	1,169	1,160	1,242	1,289	1,308	1,322	1,486	1,551	1,465	1,393	391	25.2
Females		1,459	1,517	1,532	1,535	1,521	1,508	1,403	1,611	2,004	2,520	2,485	2,381	1,117	44.3
Cordials and sirups	6	236	223	228	246	247	280	209	229	248	270	286	285	77	26.9
Males		101	102	105	101	104	98	90	87	87	91	95	94	18	17.1
Females		135	121	133	145	143	182	119	142	161	179	191	191	72	37.7
Flour-mill and grist-mill products	363	2,535	2,527	2,477	2,337	2,405	2,398	2,447	2,626	2,649	2,655	2,736	2,721	399	14.6
Males		2,527	2,519	2,469	2,329	2,399	2,393	2,442	2,620	2,641	2,649	2,730	2,715	401	14.7
Females		8	8	8	8	6	5	5	6	6	6	6	6	3	(1)
Food preparations	17	967	1,084	1,008	864	789	928	940	1,052	979	1,047	1,110	1,055	321	28.9
Males		737	819	737	673	621	675	676	671	765	723	800	786	198	24.2
Females		230	265	271	191	168	253	303	269	287	324	310	269	156	48.1

Slaughtering and meat packing	81	4,424	4,112	3,847	3,623	3,535	3,716	3,779	3,643	3,608	3,640	3,965	4,270	889	20.1
Males		4,313	3,985	3,752	3,548	3,463	3,638	3,694	3,560	3,530	3,553	3,880	4,148	850	19.7
Females		111	127	95	75	72	78	85	83	78	87	105	122	55	43.3
Sugar	5	103	102	108	138	154	182	206	263	331	1,064	1,319	1,227	1,217	92.3
Males		102	101	107	137	153	181	205	262	330	1,051	1,316	1,224	1,215	92.3
Females		1	1	1	1	1	1	1	1	1	3	3	3	2	(1)
Food and kindred products, n. o. c.	22	339	338	335	331	329	302	313	317	328	341	369	354	67	18.2
Males		262	264	262	259	258	235	245	251	263	267	282	276	49	17.4
Females		77	74	73	72	71	69	68	66	65	74	87	78	22	(1)
Iron and steel and their products	1,394	141,309	140,012	155,543	161,342	163,792	171,416	173,935	178,299	184,823	186,112	191,441	201,972	60,665	30.0
Males		138,456	146,109	152,497	158,280	160,652	168,203	170,753	175,141	181,664	182,829	188,027	198,428	59,972	30.2
Females		2,853	2,903	3,046	3,062	3,140	3,213	3,182	3,158	3,159	3,283	3,414	3,544	691	19.5
Blast-furnace products	30	3,062	3,217	3,290	3,623	3,769	3,902	4,031	4,401	4,940	5,203	5,288	5,551	2,489	44.5
Males		3,059	3,214	3,287	3,620	3,766	3,899	4,028	4,398	4,937	5,200	5,285	5,548	2,489	44.9
Females		3	3	3	3	3	3	3	3	3	3	3	3		
Bolts, nuts, washers, and rivets, not made in steel works or rolling mills	18	3,369	3,457	3,574	3,995	4,786	4,082	3,873	3,905	4,055	4,170	4,266	4,504	1,417	29.6
Males		2,824	2,937	2,984	3,435	4,230	3,497	3,266	3,304	3,456	3,571	3,656	3,851	1,406	33.2
Females		545	520	590	560	556	585	607	601	599	599	610	653	106	16.5
Cash registers and calculating machines	14	5,268	5,248	5,116	5,122	5,161	5,331	5,180	5,093	4,837	4,698	4,739	4,776	633	11.9
Males		4,756	4,749	4,606	4,613	4,607	4,813	4,689	4,606	4,393	4,269	4,292	4,342	544	11.3
Females		512	499	510	509	494	518	491	487	444	429	447	434	89	17.2
Cutlery and tools	44	2,558	2,466	2,496	2,587	2,639	2,718	2,690	2,814	3,004	3,263	3,403	3,558	1,092	30.7
Males		2,347	2,261	2,287	2,346	2,395	2,461	2,449	2,570	2,750	2,999	3,110	3,284	1,023	31.2
Females		211	205	209	241	244	257	241	244	254	264	293	274	68	30.0
Doors and shutters	8	445	431	438	423	410	406	453	455	475	489	497	518	112	21.6
Males		443	429	436	421	408	404	451	453	473	487	495	516	112	21.7
Females		2	2	2	2	2	2	2	2	2	2	2	2		
Forgings	41	4,465	4,597	4,787	4,968	5,276	5,604	5,750	6,144	6,484	6,965	7,363	7,881	3,416	43.3
Males		4,277	4,406	4,590	4,779	5,077	5,385	5,524	5,919	6,200	6,726	7,125	7,633	3,356	44.0
Females		188	191	191	189	199	219	226	225	224	239	248	248	60	24.2
Foundry and machine-shop products	900	63,196	66,159	66,110	71,465	73,642	77,516	79,885	82,578	85,453	85,773	87,221	93,090	29,894	32.1
Males		62,301	65,210	66,652	70,473	72,505	76,433	78,847	81,537	84,427	84,674	86,086	91,895	29,594	32.2
Females		895	940	967	992	1,036	1,018	1,012	931	1,026	1,099	1,135	1,195	300	25.1
Pumps, not including steam pumps	17	1,084	1,138	1,167	1,104	1,046	1,047	1,052	1,005	964	965	968	1,051	203	17.4
Males		1,084	1,138	1,167	1,104	1,046	1,046	1,049	1,005	962	965	968	1,051	205	17.6
Females														3	(1)
Safes and vaults	11	1,778	1,776	1,772	1,808	1,786	1,791	1,576	1,772	1,813	1,800	1,820	1,833	267	14.0
Males		1,775	1,773	1,769	1,803	1,783	1,787	1,572	1,767	1,808	1,795	1,815	1,828	256	14.0
Females		3	3	3	3	3	3	3	3	3	3	3	3	2	(1)
Scales and balances	3	209	226	226	186	186	178	160	178	160	157	201	208	72	31.4
Males		217	214	204	194	180	175	168	150	153	147	187	190	70	32.3
Females		12	12	12	12	13	11	10	10	10	10	14	13	4	(1)
Sewing machines, cases, and attachments	3	1,840	1,832	1,917	1,928	1,942	1,888	1,817	1,629	1,874	2,042	2,181	2,301	762	31.9
Males		1,796	1,827	1,862	1,879	1,891	1,834	1,759	1,581	1,819	1,969	2,067	2,241	660	29.5
Females		53	55	55	49	51	54	58	48	55	73	114	150	102	68.0
Springs, steel, car and carriage	6	1,170	1,215	1,325	1,315	1,652	1,720	1,966	2,185	2,369	2,530	2,650	2,595	1,480	55.8
Males		1,170	1,215	1,325	1,315	1,652	1,720	1,966	2,185	2,369	2,530	2,650	2,595	1,480	55.8
Steel works and rolling mills	56	38,922	40,764	42,343	45,009	44,574	47,611	48,997	49,104	50,925	49,104	52,508	54,980	16,058	29.2
Males		38,863	40,710	42,281	45,040	44,507	47,541	48,927	49,032	50,850	49,735	52,431	54,903	16,040	29.2
Females		59	54	62	59	67	70	70	72	75	75	77	77	23	(1)

1 Not computed owing to small number represented.

TABLE A.—Fluctuation in employment in industries other than mining and quarrying in Ohio, 1914 to 1929, by occupation group, industry, and sex—Continued

1915: WAGE EARNERS—Continued

Industry and sex	Number of establishments reporting	Number employed on the 15th of each month												Variation from maximum	
		January	February	March	April	May	June	July	August	September	October	November	December	Number	Per cent
Manufactures—Continued.															
Iron and steel and their products—Continued.															
Stoves and furnaces.....	88	7,048	7,962	8,346	8,341	8,247	8,106	7,076	7,452	7,963	8,367	8,596	8,530	1,548	18.0
Males.....		6,991	7,904	8,282	8,277	8,178	8,042	7,017	7,395	7,908	8,303	8,532	8,467	1,541	18.1
Females.....		57	58	64	64	69	64	59	57	55	64	64	63	(1)	
Tin plate and terneplate.....	5	2,139	2,990	3,257	3,460	3,389	3,351	3,064	3,297	3,191	3,239	2,837	3,436	1,321	38.2
Males.....		2,065	2,897	3,141	3,337	3,267	3,228	2,948	3,184	3,078	3,124	2,734	3,316	1,272	38.1
Females.....		74	93	116	123	122	123	116	113	113	115	103	120	49	39.8
Wire.....	5	1,759	1,763	1,809	1,892	1,609	2,028	1,969	1,920	1,990	2,126	2,179	2,233	624	27.9
Males.....		1,749	1,755	1,801	1,886	1,602	2,020	1,960	1,907	1,976	2,113	2,167	2,220	618	27.8
Females.....		10	8	8	6	7	8	9	13	14	13	12	13	8	(1)
Wirework, including wire rope and cable.....	35	560	568	616	673	692	692	668	663	663	667	718	737	177	24.0
Males.....		483	494	539	597	613	614	589	599	578	583	630	646	163	25.2
Females.....		77	74	77	76	79	78	79	86	85	84	88	91	17	(1)
Iron and steel and their products, n. o. c.....	110	2,408	3,123	3,555	3,345	2,979	3,437	3,756	3,669	3,660	3,848	4,006	4,105	1,697	41.3
Males.....		2,256	2,967	3,378	3,161	2,785	3,239	3,564	3,469	3,467	3,639	3,794	3,902	1,646	42.2
Females.....		152	156	177	184	194	198	192	200	193	209	212	203	60	28.3
Leather and its finished products.....	174	18,317	18,134	17,784	16,577	16,389	17,024	17,444	17,815	17,581	17,317	18,041	18,546	2,157	11.6
Males.....		11,780	11,686	11,420	10,786	10,527	10,839	11,098	11,323	11,208	10,916	11,407	11,710	1,253	10.6
Females.....		6,537	6,448	6,364	5,791	5,862	6,185	6,492	6,373	6,401	6,634	6,836	1,045	15.3	
Boots and shoes, including cut stock and findings.....	80	14,638	14,396	14,000	12,929	12,858	13,605	13,824	14,153	13,905	13,941	14,609	15,063	2,225	14.8
Males.....		8,773	8,623	8,308	7,812	7,660	8,073	8,135	8,324	8,207	8,224	8,677	8,953	1,293	14.4
Females.....		5,865	5,773	5,692	5,117	5,198	5,532	5,689	5,829	5,698	5,717	5,932	6,130	1,013	16.5
Gloves and mittens, leather.....	6	557	555	542	551	555	556	570	576	576	577	598	611	69	11.3
Males.....		77	78	76	74	83	84	82	86	78	78	75	84	12	(1)
Females.....		480	477	466	477	472	472	488	490	498	499	523	527	61	11.6
Leather, tanned, curried, and finished.....	24	1,498	1,539	1,521	1,478	1,483	1,479	1,518	1,504	1,493	1,512	1,548	1,603	125	7.8
Males.....		1,495	1,534	1,517	1,474	1,479	1,474	1,513	1,490	1,490	1,507	1,544	1,590	125	7.8
Females.....		3	5	4	4	4	5	5	5	3	5	4	4	2	(1)
Trunks and valises.....	16	229	245	258	263	272	263	260	247	234	249	248	227	45	16.5
Males.....		204	218	232	233	238	233	232	219	205	220	220	204	34	14.3
Females.....		25	27	26	30	34	30	28	28	29	29	28	23	11	(1)
Leather and its finished products, n. o. c.....	48	1,395	1,399	1,463	1,356	1,221	1,121	1,272	1,335	1,373	1,038	1,038	1,022	441	30.1
Males.....		1,281	1,287	1,387	1,193	1,067	975	1,136	1,195	1,228	887	891	870	417	32.4
Females.....		164	166	176	163	154	146	136	140	145	151	147	152	40	22.7

PART 2.—GENERAL TABLE

Liquors and beverages.....	198	5,641	5,694	5,690	5,878	6,089	6,112	6,320	6,291	6,117	5,876	5,825	5,697	679	10.7
Males.....		5,504	5,621	5,618	5,801	6,019	6,038	6,254	6,195	6,027	5,783	5,721	5,590	690	11.0
Females.....		77	673	72	77	74	66	66	96	90	93	104	107	41	38.3
Liquors, distilled.....	11	325	313	285	290	244	249	239	288	278	290	330	343	104	30.3
Males.....		295	289	261	261	219	220	218	238	233	242	278	290	77	26.1
Females.....		30	24	24	29	25	29	21	50	45	48	52	53	(1)	(1)
Liquors, malt.....	110	4,704	4,790	4,789	4,945	5,184	5,206	5,395	5,329	5,176	4,922	4,857	4,733	691	12.8
Males.....		4,690	4,745	4,774	4,933	5,169	5,191	5,381	5,314	5,161	4,907	4,842	4,718	691	12.8
Females.....		14	15	15	15	15	15	14	15	15	15	15	15	1	(1)
Mineral and soda waters.....	60	381	394	407	426	463	473	504	496	466	426	386	379	125	24.8
Males.....		364	376	389	408	445	456	485	477	449	410	371	364	121	24.9
Females.....		17	18	18	18	18	17	19	19	17	16	15	15	4	(1)
Liquors and beverages, n. o. c.....	17	231	227	209	214	198	184	182	178	197	238	252	242	74	29.4
Males.....		215	211	194	199	186	171	170	166	184	224	230	218	64	27.8
Females.....		16	16	15	15	12	13	12	12	13	14	22	24	10	(1)
Lumber and its remanufactures.....	802	23,289	24,263	25,031	25,456	25,163	25,394	24,677	25,025	25,187	25,874	24,704	26,061	2,772	10.6
Males.....		21,919	22,886	23,635	24,008	23,740	23,969	23,301	23,596	23,768	24,446	23,227	24,602	2,683	10.9
Females.....		1,370	1,377	1,396	1,448	1,423	1,425	1,376	1,429	1,419	1,428	1,477	1,459	107	7.2
Baskets and rattan and willow ware.....	25	417	470	454	568	605	671	658	624	604	526	407	367	304	45.3
Males.....		286	325	317	384	420	459	465	454	450	380	286	261	202	45.6
Females.....		131	145	137	184	185	212	193	170	174	146	121	106	106	50.0
Boxes, cigar.....	16	382	378	376	378	370	365	359	362	366	375	392	399	40	10.0
Males.....		148	147	147	147	143	138	132	134	137	142	145	145	16	10.8
Females.....		234	231	229	231	227	227	227	228	229	233	244	251	24	9.6
Coffins, burial cases, and undertakers' goods.....	20	1,282	1,291	1,288	1,277	1,235	1,247	1,228	1,278	1,273	1,301	1,319	1,345	122	9.1
Males.....		1,076	1,084	1,084	1,073	1,035	1,045	1,026	1,074	1,060	1,085	1,101	1,127	101	9.0
Females.....		206	207	204	204	200	202	197	204	213	216	218	218	21	9.6
Cooperage and related wooden goods.....	82	1,622	1,584	1,689	1,612	1,623	1,677	1,599	1,599	1,542	1,651	1,664	1,688	147	8.7
Males.....		1,607	1,571	1,677	1,598	1,609	1,666	1,588	1,582	1,526	1,631	1,643	1,673	151	9.0
Females.....		15	13	12	14	14	11	11	17	16	20	21	15	10	(1)
Furniture and refrigerators.....	166	8,532	9,068	9,248	9,215	8,832	8,852	8,266	8,642	8,888	9,346	7,970	9,347	1,368	14.6
Males.....		8,232	8,773	8,949	8,931	8,598	8,573	8,046	8,393	8,627	9,068	7,638	8,996	1,430	15.8
Females.....		300	295	299	284	284	279	240	249	261	278	341	351	111	31.6
Looking-glass and picture frames.....	6	208	304	307	316	301	291	293	321	332	339	329	314	131	38.6
Males.....		204	295	298	307	292	282	284	309	319	325	317	302	121	37.2
Females.....		4	9	9	9	9	9	9	12	13	14	12	12	10	(1)
Lumber and planing-mill products.....	428	7,870	8,058	8,463	8,800	9,004	9,167	9,111	9,036	9,041	9,093	9,185	9,112	1,315	14.3
Males.....		7,845	8,034	8,439	8,771	8,972	9,129	9,070	8,993	8,983	9,037	9,133	9,074	1,288	14.1
Females.....		25	24	24	29	32	38	41	43	58	56	52	38	34	(1)
Matches.....	3	1,738	1,782	1,879	1,842	1,899	1,934	1,899	1,919	1,885	1,956	2,088	2,136	398	18.6
Males.....		1,314	1,363	1,430	1,506	1,404	1,490	1,512	1,450	1,463	1,530	1,658	1,708	394	23.1
Females.....		424	419	449	456	438	409	422	469	422	426	430	428	60	12.8
Show cases.....	9	226	232	246	237	228	212	212	208	226	233	236	231	38	15.4
Males.....		223	229	243	234	225	209	210	206	224	231	234	229	37	15.2
Females.....		3	3	3	3	3	3	2	2	2	2	2	2	1	(1)
Wood preserving.....	3	109	95	114	165	172	176	185	204	174	146	130	102	109	53.4
Males.....		109	95	114	165	172	176	185	204	174	146	130	102	109	53.4
Wood, turned and carved.....	37	714	788	783	748	716	666	649	648	670	707	765	802	154	19.2
Males.....		686	757	753	714	685	631	617	613	629	669	729	764	151	19.8
Females.....		28	31	30	34	31	35	32	35	31	36	36	38	10	(1)

¹ Not computed owing to small number represented.

TABLE A.—Fluctuation in employment in industries other than mining and quarrying in Ohio, 1914 to 1929, by occupation group, industry, and sex—Continued

1915: WAGE EARNERS—Continued

Industry and sex	Number of establishments reporting	Number employed on the 15th of each month												Variation from maximum	
		January	February	March	April	May	June	July	August	September	October	November	December	Number	Per cent
Manufactures—Continued.															
Lumber and its remanufactures—Continued.															
Lumber and its remanufactures, n. o. c.	7	189	213	184	178	185	171	168	184	196	202	210	218	50	22.9
Males		189	213	184	178	185	171	168	184	196	202	210	218	50	22.9
Metals and metal products, other than iron and steel	296	16,015	16,809	18,040	18,767	18,675	19,065	18,705	19,413	20,213	20,861	21,566	22,249	6,234	28.0
Males		13,009	13,494	14,528	15,187	15,094	15,435	15,219	15,702	16,294	16,705	17,309	17,813	4,804	27.0
Females		3,005	3,315	3,512	3,580	3,581	3,630	3,386	3,711	3,919	4,156	4,257	4,436	1,430	32.2
Brass and bronze products	49	1,308	1,418	1,463	1,441	1,484	1,597	1,668	1,672	1,758	1,881	1,880	1,909	601	31.5
Males		1,296	1,405	1,449	1,430	1,469	1,583	1,651	1,655	1,737	1,863	1,861	1,891	595	31.5
Females		12	13	14	11	15	14	17	17	21	18	19	18	10	(1)
Clocks and watches, including cases and materials	7	647	1,213	1,237	1,155	1,102	1,092	563	1,086	1,069	1,095	1,098	1,089	674	54.5
Males		521	814	828	788	745	743	457	740	735	754	755	751	371	44.8
Females		126	399	409	367	356	349	106	346	336	341	343	338	303	74.1
Copper, tin, and sheet-iron products	144	9,853	9,876	10,753	11,225	11,251	11,426	11,667	11,667	12,206	12,316	12,729	13,072	3,219	24.6
Males		8,754	8,702	9,449	9,902	9,910	10,099	10,394	10,394	10,884	10,984	11,375	11,655	2,958	25.3
Females		1,099	1,174	1,304	1,323	1,341	1,327	1,263	1,273	1,322	1,332	1,354	1,417	263	22.4
Gas and electric fixtures and lamps and reflectors	40	3,512	3,603	3,853	4,198	4,065	4,196	4,130	4,289	4,472	4,908	5,077	5,386	1,874	34.8
Males		1,783	1,917	2,124	2,369	2,263	2,301	2,168	2,256	2,276	2,395	2,492	2,776	993	35.8
Females		1,729	1,686	1,729	1,829	1,822	1,895	1,962	2,033	2,196	2,513	2,585	2,610	924	35.4
Jewelry	20	342	337	334	330	331	337	308	318	328	342	356	373	65	17.4
Males		305	300	298	294	293	297	277	284	292	306	306	332	55	16.6
Females		37	37	36	36	38	38	31	34	36	36	36	41	10	(1)
Metals and metal products, other than iron and steel, n. o. c.	36	353	362	395	418	422	417	379	381	380	424	426	420	73	17.1
Males		350	356	380	404	413	410	372	373	372	408	411	408	63	15.3
Females		3	6	15	14	9	7	7	8	8	21	15	12	10	(1)
Paper and printing	894	25,163	25,303	25,386	25,155	25,113	25,072	24,821	24,926	25,728	26,215	26,520	26,631	1,810	6.8
Males		19,380	19,333	19,412	19,327	19,236	19,241	18,980	19,165	19,676	19,980	20,083	20,165	1,185	5.9
Females		5,783	5,970	5,974	5,828	5,877	5,831	5,841	5,761	6,047	6,238	6,437	6,466	705	10.9
Bags, paper	6	358	373	363	379	370	372	376	385	426	422	429	419	71	16.6
Males		181	169	171	167	166	165	169	172	183	187	187	185	22	11.8
Females		177	204	192	212	204	207	207	213	243	235	242	234	66	27.2

Boxes, fancy and paper	52	2,349	2,373	2,395	2,390	2,382	2,315	2,323	2,285	2,437	2,539	2,671	2,659	386	14.5
Males		1,021	1,032	1,034	1,046	1,010	987	1,028	988	1,022	1,061	1,095	1,080	108	9.9
Females		1,328	1,341	1,361	1,344	1,363	1,328	1,297	1,297	1,415	1,478	1,576	1,579	282	17.9
Paper and wood pulp	51	5,013	4,949	5,044	4,961	5,019	5,102	5,120	5,139	5,338	5,308	5,388	5,393	444	8.2
Males		4,392	4,321	4,388	4,360	4,356	4,480	4,447	4,498	4,648	4,615	4,682	4,695	374	8.0
Females		621	628	656	621	663	622	673	641	685	698	706	698	85	12.0
Photo-engraving	21	311	330	40	337	343	338	320	338	343	350	340	335	39	11.1
Males		303	323	334	328	333	330	312	330	332	340	328	328	37	10.9
Females		8	7	6	9	10	8	8	8	11	10	12	9	6	(1)
Printing and publishing	712	15,359	15,611	15,526	15,377	15,364	15,348	15,223	15,159	15,483	15,849	15,868	15,991	832	5.2
Males		12,405	12,428	12,418	12,376	12,348	12,280	12,089	12,178	12,438	12,644	12,701	12,771	682	5.3
Females		2,954	3,083	3,108	3,001	3,021	3,068	3,134	2,981	3,045	3,205	3,167	3,220	266	8.3
Stereotyping and electrotyping	20	402	406	403	399	396	382	375	385	360	400	393	399	31	7.6
Males		394	398	395	392	389	373	368	380	383	394	385	390	30	7.5
Females		8	8	8	7	7	9	7	5	7	6	8	9	4	(1)
Paper and printing, n. o. c.	32	1,371	1,361	1,315	1,292	1,239	1,215	1,084	1,235	1,311	1,350	1,431	1,435	351	24.5
Males		684	682	672	658	630	626	569	619	670	689	705	718	149	20.8
Females		687	679	643	634	609	589	515	616	641	661	726	717	211	29.1
Rubber products	59	19,796	21,221	23,304	26,454	28,754	30,332	31,027	30,162	30,267	30,826	31,055	32,924	13,128	39.9
Males		17,741	18,990	20,959	26,206	27,775	28,514	27,872	27,990	28,514	27,990	28,514	27,990	12,665	41.7
Females		2,055	2,231	2,345	2,515	2,546	2,587	2,513	2,290	2,277	2,285	2,246	2,518	502	19.6
Stone, clay, and glass products	721	34,351	35,382	38,445	39,890	41,142	40,398	37,815	38,546	40,164	40,504	40,996	40,861	6,791	16.5
Males		30,345	31,221	34,144	35,681	36,775	36,082	33,827	34,154	35,581	35,762	36,215	36,051	6,430	17.5
Females		4,006	4,161	4,301	4,209	4,367	4,316	3,988	4,392	4,583	4,742	4,781	4,810	822	17.1
Artificial stone	81	423	435	545	677	777	792	828	752	749	709	651	556	405	48.9
Males		423	435	545	677	777	792	828	752	749	709	651	556	405	48.9
Brick and tile	233	5,166	4,934	5,972	6,718	7,322	7,435	7,243	7,007	6,984	6,605	6,195	5,781	2,501	33.6
Males		5,163	4,931	5,979	6,711	7,315	7,429	7,236	7,000	6,977	6,602	6,192	5,728	2,498	33.6
Females		3	3	3	7	6	6	7	7	7	3	3	3	4	(1)
Cement	7	593	621	861	863	876	866	866	714	852	844	795	668	308	35.2
Males		593	620	714	859	861	874	864	713	851	843	794	567	307	35.1
Females		1	1	2	2	2	2	2	1	1	1	1	1	1	(1)
Emery and other abrasion wheels	5	126	130	134	138	146	155	172	171	189	196	226	242	116	47.9
Males		125	129	133	137	145	154	171	170	188	195	225	237	112	47.3
Females		1	1	1	1	1	1	1	1	1	1	1	5	4	(1)
Glass	41	9,897	10,245	10,524	10,348	10,375	9,946	7,775	8,432	9,549	10,318	11,542	11,988	4,214	35.1
Males		9,065	9,341	9,597	9,419	9,428	9,046	7,112	7,571	8,533	9,287	10,423	10,838	3,726	34.4
Females		832	904	927	929	947	900	663	861	966	1,031	1,119	1,151	488	42.4
Glass, cutting, staining, and ornamenting	26	445	451	431	431	437	437	443	454	457	473	484	485	54	11.1
Males		369	377	364	353	360	361	370	382	385	397	405	408	55	13.5
Females		76	74	67	78	77	76	73	72	72	76	79	77	12	(1)
Kaolin and ground earths	39	212	285	297	447	584	580	561	539	615	603	559	466	403	65.5
Males		212	285	297	447	584	580	561	539	615	603	559	466	403	65.5
Lime	5	246	231	264	250	271	252	261	272	253	247	234	232	41	15.1
Males		246	231	264	250	271	252	261	272	253	247	234	232	41	15.1
Marble and stone work	78	582	619	675	734	771	730	723	733	766	786	759	731	204	26.0
Males		582	619	675	734	771	730	723	733	766	786	759	731	204	26.0
Pottery, terra-cotta and fire-clay products	187	16,319	17,079	18,502	18,195	19,214	18,808	18,553	19,153	19,343	19,347	19,150	19,443	3,124	16.1
Males		13,231	13,906	15,205	15,728	15,885	15,481	15,315	15,707	15,812	15,722	15,577	15,876	2,654	16.7
Females		3,088	3,173	3,297	3,187	3,329	3,327	3,238	3,446	3,531	3,625	3,573	3,567	537	14.8

¹ Not computed owing to small number represented.

TABLE A.—Fluctuation in employment in industries other than mining and quarrying in Ohio, 1914 to 1929, by occupation group, industry, and sex—Continued

1915: WAGE EARNERS—Continued

Industry and sex	Number of establishments reporting	Number employed on the 15th of each month												Variation from maximum	
		January	February	March	April	May	June	July	August	September	October	November	December	Number	Per cent
Manufactures—Continued.															
Stone, clay, and glass products—Continued.															
Stone, clay, and glass products, n. o. c.-----	19	341	352	386	371	382	387	390	319	407	376	401	418	99	23.7
Males-----		336	347	381	366	377	383	386	315	402	371	396	412	97	23.5
Females-----		5	5	5	5	5	4	4	4	5	5	5	6	2	(1)
Textiles-----	657	33,280	35,805	36,665	35,920	34,330	34,827	34,864	35,851	36,310	36,855	35,773	35,481	3,575	9.7
Males-----		11,463	12,257	12,622	12,531	12,119	12,333	12,355	12,650	12,608	12,716	12,510	12,559	1,253	9.9
Females-----		21,817	23,548	24,043	23,389	22,211	22,494	22,509	23,201	23,702	24,139	23,263	22,922	2,322	9.6
Awnings, tents, and sails-----	29	508	669	668	707	805	761	602	478	393	417	435	435	412	51.2
Males-----		198	222	253	294	363	332	264	222	186	202	195	184	179	49.3
Females-----		310	367	415	413	442	429	338	256	207	215	240	251	235	53.2
Bags, other than paper-----	8	757	815	867	868	872	878	882	874	884	922	944	935	187	19.8
Males-----		285	295	301	305	306	320	324	325	329	340	348	349	64	18.3
Females-----		472	520	566	563	566	558	558	549	555	582	596	586	124	20.8
Clothing, men's, including shirts-----	151	8,513	8,946	9,448	9,407	9,304	9,241	9,063	9,298	9,478	9,749	9,570	9,618	1,236	12.7
Males-----		2,576	2,763	2,891	2,910	2,833	2,793	2,769	2,834	2,886	3,024	2,937	2,942	449	14.8
Females-----		5,938	6,183	6,557	6,497	6,471	6,448	6,294	6,464	6,592	6,725	6,633	6,676	787	11.7
Clothing, women's-----	104	7,914	9,150	9,442	8,949	8,022	8,638	8,992	9,367	9,455	9,350	8,707	7,787	1,668	17.6
Males-----		2,702	3,070	3,153	2,918	2,520	2,855	3,038	3,240	3,220	3,173	2,964	2,639	720	22.2
Females-----		5,212	6,080	6,289	6,031	5,502	5,783	5,954	6,127	6,235	6,177	5,743	5,148	1,141	18.1
Cordage, twine, jute, and linen goods-----	6	615	791	860	884	930	885	798	701	587	502	592	674	472	48.5
Males-----		549	699	758	772	822	777	706	620	512	426	509	847	421	49.7
Females-----		66	92	102	112	108	108	92	81	75	76	83	127	61	48.0
Cotton goods, including cotton small wares-----	6	231	242	245	232	239	247	258	249	267	291	294	303	72	23.8
Males-----		58	62	62	63	64	64	66	63	63	67	88	90	32	(1)
Females-----		173	180	183	169	175	183	192	186	204	204	206	213	44	20.7
Custom tailoring, men's and women's-----	174	1,585	1,558	1,633	1,724	1,704	1,651	1,539	1,280	1,562	1,740	1,739	1,692	460	26.4
Males-----		696	691	733	758	748	730	680	678	714	756	750	738	80	10.6
Females-----		889	867	900	966	956	921	859	602	848	984	989	954	387	39.1
Dyeing and finishing textiles-----	6	277	285	275	311	306	303	300	289	289	291	296	316	41	13.0
Males-----		251	259	249	285	280	282	274	263	263	265	270	290	41	14.1
Females-----		26	26	26	26	26	26	26	26	26	26	26	26		
Flags, banners, and regalia-----	8	740	740	734	756	740	736	715	689	711	748	750	745	67	8.9
Males-----		300	299	287	287	289	291	285	279	278	284	289	289	22	7.3
Females-----		440	441	447	469	451	445	430	410	433	464	461	456	59	12.6

PART 2.—GENERAL TABLE

Furnishing goods, men's.....	17	442	483	486	464	473	481	480	490	508	538	548	544	106	19.3
Males.....		53	50	56	53	54	54	59	59	59	63	64	63	11	(1)
Females.....		389	427	430	411	419	427	421	431	444	475	484	481	95	19.6
Hats and caps, other than felt, straw, and wool.....	14	345	368	364	356	367	375	319	312	361	344	353	365	63	16.8
Males.....		105	120	122	122	127	125	114	109	123	118	125	126	22	17.3
Females.....		240	248	242	234	240	250	205	203	238	226	228	239	47	18.8
Horse clothing.....	3	445	428	421	426	429	430	406	409	405	397	418	432	46	10.8
Males.....		203	195	190	197	208	201	208	211	204	198	201	206	21	10.0
Females.....		242	233	231	229	221	229	208	198	199	199	217	232	44	18.2
Hosiery and knit goods.....	31	3,135	3,101	3,188	3,196	3,373	3,444	3,531	3,658	3,787	3,850	3,801	3,816	746	19.5
Males.....		658	652	680	675	717	758	779	843	820	821	847	827	181	22.7
Females.....		2,477	2,449	2,508	2,521	2,656	2,686	2,752	2,810	2,917	3,029	2,954	2,989	565	19.1
Millinery and lace goods.....	23	1,502	1,997	1,760	1,479	884	790	997	1,629	1,453	1,332	847	934	1,217	60.9
Males.....		394	413	415	395	366	353	374	405	424	393	360	346	91	21.5
Females.....		1,108	1,584	1,345	1,084	518	447	623	1,224	1,029	939	487	588	1,137	71.8
Oilcloth and linoleum.....	4	223	237	235	229	229	229	235	234	240	240	250	254	31	12.2
Males.....		223	237	235	229	229	229	235	234	240	240	250	254	31	12.2
Shoddy.....	3	539	539	536	533	516	506	509	579	582	577	568	569	76	13.1
Males.....		365	367	360	360	346	338	336	403	406	399	392	395	70	17.2
Females.....		174	172	176	173	170	170	173	176	176	178	173	174	8	4.5
Woolen, worsted, and felt goods.....	17	3,356	3,306	3,297	3,188	2,938	3,037	2,909	3,019	2,978	3,072	3,177	3,144	418	12.5
Males.....		1,098	1,086	1,103	1,080	1,025	1,037	1,012	1,023	1,023	1,051	1,070	1,062	91	8.3
Females.....		2,258	2,220	2,194	2,108	1,913	2,000	1,897	1,996	1,955	2,021	2,067	2,082	327	15.3
Textiles, n. o. c.....	53	2,153	2,230	2,206	2,211	2,199	2,200	2,269	2,301	2,403	2,495	2,524	2,618	465	17.8
Males.....		750	774	828	816	822	816	837	839	864	876	877	888	138	15.5
Females.....		1,403	1,459	1,378	1,395	1,377	1,384	1,432	1,462	1,539	1,619	1,647	1,730	327	20.4
Tobacco manufactures.....	240	12,531	13,311	13,813	13,299	12,689	12,446	11,881	11,944	12,271	12,415	12,506	12,576	1,932	14.0
Males.....		4,285	4,474	4,446	4,331	4,089	3,952	3,844	3,850	3,960	3,982	4,043	4,114	1,802	17.3
Females.....		8,246	8,837	9,367	8,968	8,600	8,494	8,037	8,094	8,311	8,433	8,463	8,462	1,130	12.3
Vehicles for land transportation.....	325	30,562	32,035	32,753	34,137	36,214	37,581	39,007	40,471	42,636	43,683	43,593	45,620	15,058	35.0
Males.....		29,330	30,747	31,492	32,757	34,669	36,110	37,472	38,830	41,144	41,979	42,906	43,939	14,559	33.1
Females.....		1,182	1,288	1,261	1,380	1,545	1,471	1,535	1,641	1,542	1,704	1,687	1,681	522	30.6
Automobiles, including bodies and parts.....	100	22,582	23,446	23,906	25,268	27,244	29,015	30,274	31,682	33,063	33,592	33,009	34,248	11,766	34.3
Males.....		21,643	22,432	22,939	24,214	26,055	27,829	28,993	30,277	31,757	32,129	31,683	32,959	11,311	34.3
Females.....		934	1,014	967	1,054	1,189	1,186	1,405	1,306	1,306	1,463	1,326	1,389	529	36.2
Bicycles, motor cycles, and parts.....	7	863	897	846	895	800	773	718	786	898	874	1,078	1,238	620	42.0
Males.....		837	868	816	865	773	748	691	758	870	849	1,050	1,212	521	43.0
Females.....		26	29	30	30	27	25	27	28	28	25	28	5		(1)
Carriages and sleds, children's.....	4	1,060	1,069	1,066	1,122	1,171	1,184	1,222	1,262	1,306	1,366	1,396	1,396	336	24.1
Males.....		1,004	1,008	1,035	1,059	1,107	1,119	1,126	1,164	1,207	1,250	1,289	1,317	313	23.8
Females.....		56	61	63	64	64	65	62	58	55	56	65	79	24	(1)
Carriages, wagons, and materials.....	199	4,406	4,824	5,292	5,189	5,242	4,772	4,140	3,868	3,898	3,964	4,211	4,539	1,424	26.9
Males.....		4,243	4,643	5,092	4,989	4,980	4,580	3,978	3,721	3,749	3,808	4,145	4,356	1,371	26.9
Females.....		163	181	200	200	262	192	162	147	149	156	166	183	115	43.9
Cars, steam railroad, not including operations of railroad companies.....	9	1,183	1,223	1,096	1,082	1,125	1,171	1,929	2,132	2,706	2,959	2,774	3,054	1,972	64.6
Males.....		1,182	1,222	1,095	1,081	1,124	1,170	1,928	2,131	2,705	2,958	2,773	3,053	1,972	64.6
Females.....		1	1	1	1	1	1	1	1	1	1	1	1		

¹ Not computed owing to small number represented.

TABLE A.—Fluctuation in employment in industries other than mining and quarrying in Ohio, 1914 to 1929, by occupation group, industry, and sex—Continued

1915: WAGE EARNERS—Continued

Industry and sex	Number of establishments reporting	Number employed on the 15th of each month												Variation from maximum	
		January	February	March	April	May	June	July	August	September	October	November	December	Number	Per cent
Manufactures—Continued.															
Vehicles for land transportation—Continued.															
Cars, street railroad, not including operations of railroad companies.....	4	408	500	439	502	555	600	693	714	792	923	995	969	592	59.5
Males.....		401	498	437	500	553	598	691	712	789	920	992	966	591	59.6
Females.....		2	2	2	2	2	2	2	2	3	3	3	3	1	(1)
Vehicles for land transportation, n. o. c.....	2	65	76	78	79	77	66	65	67	67	65	74	76	14	(1)
Males.....		65	76	78	79	77	66	65	67	67	65	74	76	14	(1)
Miscellaneous industries.....	631	29,836	31,333	32,514	33,529	34,280	34,947	35,109	35,015	36,468	37,155	39,082	41,926	12,090	28.8
Males.....		25,535	26,829	27,895	28,805	29,527	30,118	30,431	30,204	31,515	31,835	33,184	35,755	10,220	28.6
Females.....		4,301	4,504	4,619	4,724	4,753	4,829	4,673	4,811	4,953	5,320	5,898	6,171	1,870	30.3
Agricultural implements.....	50	4,485	4,731	4,884	4,654	4,412	4,354	4,136	3,930	3,956	3,781	4,101	4,668	1,103	22.6
Males.....		4,459	4,705	4,861	4,626	4,388	4,322	4,103	3,905	3,924	3,785	4,073	4,640	1,096	22.5
Females.....		26	26	23	28	24	32	33	25	32	16	28	28	17	(1)
Brooms and mops.....	23	276	285	279	275	278	272	264	259	268	284	288	291	32	11.0
Males.....		238	245	241	237	239	232	227	224	232	242	250	250	26	10.4
Females.....		38	40	38	38	39	40	37	35	36	42	38	41	7	(1)
Brushes.....	14	407	445	466	475	492	475	498	525	533	531	541	607	200	32.9
Males.....		314	335	343	353	361	352	375	387	401	396	410	464	150	32.3
Females.....		93	110	123	122	131	123	123	138	132	135	131	143	50	35.0
Coke.....	3	330	313	316	460	508	475	457	435	536	558	560	571	258	45.2
Males.....		330	313	316	460	508	475	457	435	536	558	560	571	258	45.2
Dentists' materials.....	9	360	357	365	371	365	368	374	385	380	386	382	393	36	9.2
Males.....		255	255	258	256	245	245	250	258	257	258	256	260	15	5.8
Females.....		105	102	107	115	120	123	124	127	123	128	126	133	31	23.3
Electrical machinery, apparatus, and supplies.....	98	9,119	9,771	10,003	10,563	10,826	10,850	10,471	10,698	11,212	11,794	12,315	12,990	3,871	29.8
Males.....		8,046	8,602	8,780	9,231	9,511	9,507	9,176	9,339	9,827	10,367	10,832	11,399	3,353	29.4
Females.....		1,073	1,169	1,223	1,332	1,315	1,343	1,295	1,359	1,385	1,427	1,483	1,591	518	32.6
Enameling and japanning.....	5	369	389	416	443	430	411	372	341	316	319	333	353	127	28.7
Males.....		267	286	300	318	306	292	268	249	225	215	219	226	103	32.4
Females.....		102	103	116	125	124	119	104	92	91	104	114	127	36	28.3
Fancy articles.....	9	374	422	399	382	389	401	387	425	431	480	485	512	138	27.0
Males.....		283	301	296	288	309	316	307	334	347	390	401	421	138	32.8
Females.....		91	121	103	94	80	85	80	91	84	90	84	91	41	33.9
Ice, manufactured.....	98	946	976	1,039	1,260	1,673	1,930	2,197	2,104	1,924	1,413	1,176	1,018	1,251	56.9
Males.....		945	975	1,038	1,259	1,672	1,929	2,196	2,103	1,923	1,412	1,175	1,017	1,251	57.0
Females.....		1	1	1	1	1	1	1	1	1	1	1	1		

PART 2.—GENERAL TABLE

Instruments, professional and scientific.....	7	881	1,086	1,112	1,186	1,144	1,216	1,260	1,288	1,421	1,167	1,226	540	38.0	
Males.....		830	984	1,056	1,128	1,085	1,156	1,203	1,224	1,359	1,072	1,143	529	38.9	
Females.....		51	52	56	58	59	60	57	64	62	95	83		(1)	
Mattresses and spring beds.....	37	1,115	1,261	1,183	1,224	1,309	1,305	1,263	1,380	1,408	1,390	1,390	293	20.8	
Males.....		830	837	887	922	982	976	947	1,063	1,087	1,083	1,091	261	23.9	
Females.....		285	289	296	302	322	327	316	317	321	307	299	44	13.4	
Models and patterns, not including paper patterns.....	42	376	368	371	369	407	420	454	473	499	466	495	515	147	28.5
Males.....		375	367	370	368	406	419	453	472	498	465	494	514	147	28.3
Females.....		1	1	1	1	1	1	1	1	1	1	1			
Munitions.....	5	761	848	968	1,017	1,048	1,268	1,654	1,936	2,223	3,008	3,476	4,087	3,326	81.4
Males.....		566	638	739	801	838	1,033	1,417	1,680	1,904	2,550	2,575	3,099	2,533	81.7
Females.....		195	210	229	216	210	235	237	256	319	458	901	988	793	80.3
Optical goods.....	18	150	160	161	197	191	197	200	203	206	216	209	211	66	30.6
Males.....		133	134	133	149	150	151	153	155	153	155	152	157	24	15.3
Females.....		17	26	28	48	41	46	47	48	53	61	57	54		(1)
Pianos, organs, and materials.....	25	2,378	2,808	2,365	2,179	2,002	2,181	2,361	2,207	2,456	2,583	2,481	2,846	844	29.7
Males.....		2,234	2,163	2,212	2,046	1,870	2,044	2,219	2,055	2,295	2,412	2,324	2,680	810	30.2
Females.....		144	145	153	133	132	137	142	152	161	171	157	166	39	22.3
Roofing materials.....	5	422	498	565	595	633	658	667	694	729	711	741	737	319	43.0
Males.....		401	477	544	574	612	637	646	673	708	690	720	716	319	44.3
Females.....		21	21	21	21	21	21	21	21	21	21	21	21		
Shipbuilding, including boat building.....	19	1,154	1,270	1,466	1,685	1,936	1,894	1,947	1,741	1,838	1,403	2,409	2,985	1,881	61.3
Males.....		1,154	1,270	1,466	1,685	1,936	1,894	1,947	1,741	1,838	1,403	2,409	2,985	1,881	61.3
Signs and advertising novelties.....	31	1,315	1,325	1,349	1,366	1,359	1,423	1,371	1,403	1,414	1,437	1,476	1,583	268	16.9
Males.....		862	887	909	900	909	919	899	925	944	940	944	950	88	9.3
Females.....		453	438	452	466	450	504	472	478	470	497	532	633	195	30.8
Soda-water apparatus.....	3	225	231	293	289	303	286	300	294	231	194	221	230	109	36.0
Males.....		225	231	293	289	303	286	300	294	231	194	221	230	109	36.0
Sporting and athletic goods.....	6	626	626	603	599	599	590	575	510	488	500	564	601	138	22.0
Males.....		441	428	413	412	410	412	403	357	341	410	408	440	100	22.7
Females.....		185	198	190	187	189	178	172	153	147	150	156	161	51	25.8
Stationery goods.....	21	744	751	742	748	745	757	785	775	819	835	851	862	120	13.9
Males.....		502	501	506	506	503	513	536	531	563	565	576	588	87	14.8
Females.....		242	250	241	242	242	244	249	244	266	270	275	274	34	12.4
Toys and games.....	18	1,306	1,337	1,392	1,395	1,422	1,408	1,385	1,381	1,411	1,513	1,532	1,390	236	14.8
Males.....		619	638	680	678	726	728	719	709	714	747	765	657	146	19.1
Females.....		687	699	712	717	726	728	719	709	714	747	765	657	146	19.1
Umbrellas and canes.....	8	240	249	254	257	254	265	266	263	271	301	311	293	71	22.8
Males.....		89	92	92	89	86	87	91	93	96	13	99	90		(1)
Females.....		151	159	162	168	168	173	175	170	175	208	212	203	61	28.8
Miscellaneous industries, n. o. c.....	77	1,477	1,511	1,523	1,540	1,546	1,539	1,423	1,452	1,526	1,553	1,578	1,567	155	9.8
Males.....		1,137	1,167	1,179	1,191	1,188	1,186	1,110	1,114	1,146	1,164	1,166	1,167	54	4.5
Females.....		340	344	349	349	358	353	313	368	380	389	412	400	99	24.0
Service.....	1,469	26,491	28,458	26,954	27,859	28,299	28,930	29,878	29,906	29,606	28,163	27,964	27,779	3,448	11.5
Males.....		15,836	15,558	15,012	16,635	16,928	17,260	18,308	18,261	18,212	16,799	16,653	16,479	2,772	15.1
Females.....		10,955	10,990	11,042	11,224	11,371	11,670	11,570	11,645	11,394	11,364	11,311	11,300	770	6.6
Amusement parks.....	34	319	339	421	595	980	1,930	1,890	1,816	573	395	381	358	1,611	83.5
Males.....		203	312	393	554	853	1,365	1,337	1,253	486	362	344	319	1,072	78.5
Females.....		26	27	28	41	127	565	553	563	87	33	37	39	539	95.4

¹ Not computed owing to small number represented.

TABLE A.—Fluctuation in employment in industries other than mining and quarrying in Ohio, 1914 to 1929, by occupation group, industry, and sex—Continued

1915: WAGE EARNERS—Continued

Industry and sex	Number of establishments reporting	Number employed on the 15th of each month												Variation from maximum	
		January	February	March	April	May	June	July	August	September	October	November	December	Number	Per cent
Service—Continued.															
Garages.....	193	1,492	1,522	1,632	1,744	1,810	1,836	1,863	1,942	1,884	1,858	1,846	1,825	392	20.8
Males.....		1,481	1,511	1,621	1,732	1,797	1,824	1,853	1,832	1,874	1,848	1,836	1,816	393	21.0
Females.....		11	11	11	12	13	12	10	10	10	10	10	9	4	(1)
Hospitals.....	12	304	305	309	310	307	302	306	303	303	301	302	295	15	4.8
Males.....		84	84	84	88	84	83	85	81	82	84	83	82	7	(1)
Females.....		220	221	225	222	223	219	221	222	221	217	219	213	12	5.3
Hotels.....	246	7,392	7,386	7,401	7,470	7,632	7,594	8,877	9,014	9,240	7,895	7,839	7,724	1,854	20.1
Males.....		4,651	4,634	4,650	4,698	4,850	4,796	6,154	6,225	6,402	5,020	4,970	4,902	1,768	27.6
Females.....		2,741	2,752	2,751	2,772	2,782	2,798	2,723	2,789	2,838	2,875	2,869	2,822	1,52	5.3
Laundries and dry cleaners.....	270	7,419	7,302	7,481	7,985	8,131	7,952	7,677	7,718	7,815	7,799	7,741	7,769	829	10.2
Males.....		2,422	2,394	2,469	2,846	2,914	2,872	2,559	2,594	2,629	2,620	2,593	2,563	520	17.8
Females.....		4,997	4,908	5,012	5,139	5,217	5,080	5,118	5,124	5,186	5,179	5,158	5,206	309	5.9
Office buildings.....	166	2,566	2,586	2,593	2,623	2,589	2,555	2,544	2,540	2,514	2,585	2,581	2,558	109	4.2
Males.....		1,746	1,763	1,755	1,766	1,733	1,711	1,704	1,712	1,702	1,754	1,764	1,741	64	3.6
Females.....		820	823	838	857	856	844	840	828	812	831	817	817	45	5.3
Restaurants.....	220	3,105	3,108	3,105	3,157	3,191	3,212	3,218	3,221	3,265	3,263	3,231	3,201	160	4.9
Males.....		1,650	1,646	1,643	1,665	1,693	1,700	1,720	1,724	1,756	1,756	1,745	1,732	113	6.4
Females.....		1,455	1,462	1,462	1,492	1,498	1,512	1,498	1,497	1,509	1,507	1,486	1,469	57	3.8
Saloons.....	100	1,303	1,299	1,291	1,296	1,282	1,270	1,261	1,257	1,290	1,305	1,316	1,321	64	4.8
Males.....		1,083	1,078	1,065	1,071	1,057	1,049	1,038	1,032	1,059	1,076	1,083	1,091	59	5.4
Females.....		220	221	226	225	225	221	223	225	231	229	233	230	13	5.6
Theaters.....	96	1,467	1,476	1,541	1,504	1,136	1,048	979	959	1,459	1,533	1,545	1,602	643	40.1
Males.....		1,148	1,161	1,217	1,184	853	781	749	719	1,118	1,190	1,202	1,262	543	43.0
Females.....		319	315	324	320	283	267	230	240	341	343	343	340	113	32.9
Service, n. o. c.....	132	1,124	1,135	1,180	1,175	1,241	1,231	1,263	1,236	1,263	1,229	1,182	1,126	139	11.0
Males.....		978	975	1,015	1,031	1,094	1,079	1,109	1,089	1,104	1,089	1,043	971	138	12.4
Females.....		146	160	165	144	147	152	154	147	159	140	139	155	26	15.8
Trade.....															
Males.....	4,112	31,433	30,891	31,974	32,992	33,313	32,988	32,539	32,498	33,743	35,159	35,066	35,536	4,645	13.1
Females.....		25,483	25,366	25,887	26,525	27,073	27,038	27,018	27,204	27,653	28,354	28,343	28,861	3,495	12.1
Males.....		5,950	5,525	6,087	6,467	6,240	5,950	5,521	5,294	6,090	6,805	6,723	6,675	1,511	22.2
Females.....		405	407	410	409	412	411	409	408	408	406	408	407	7	1.7
Males.....		363	364	367	366	368	366	366	367	366	364	365	363	6	1.6
Females.....		42	43	43	43	43	43	43	41	42	42	43	44	3	(1)

PART 2.—GENERAL TABLE

Retail delivery, milk, ice, and water.....	60	807	737	735	824	965	1,035	1,075	1,071	1,085	932	862	821	350	32.3
Males.....		796	726	723	812	953	1,022	1,062	1,072	1,072	919	850	809	349	32.6
Females.....		11	11	12	12	12	13	13	13	13	13	12	12	2	(¹)
Retail and wholesale stores.....	3,157	24,617	24,033	24,869	25,628	25,617	25,154	24,726	24,570	25,700	27,067	27,034	27,652	3,619	13.1
Males.....		19,072	18,920	19,190	19,562	19,800	19,612	19,606	19,664	19,995	20,632	20,682	21,335	2,415	11.3
Females.....		5,545	5,113	5,679	6,066	5,817	5,542	5,120	4,906	5,705	6,435	6,352	6,317	1,529	23.8
Yards, coal and lumber.....	606	5,604	5,714	5,960	6,131	6,319	6,388	6,329	6,449	6,550	6,754	6,762	6,656	1,158	17.1
Males.....		5,252	5,356	5,607	5,785	5,951	6,036	5,984	6,115	6,220	6,439	6,446	6,354	1,194	18.5
Females.....		352	358	353	346	368	352	345	334	330	315	316	302	66	17.9
Transportation and public utilities.....	996	41,409	39,330	40,286	42,826	45,717	48,926	47,370	47,488	48,036	47,089	46,848	46,824	9,596	22.0
Males.....		33,645	31,814	32,685	35,089	37,923	40,770	39,465	39,612	40,148	39,286	39,026	38,778	8,956	19.6
Females.....		7,764	7,516	7,601	7,737	7,794	8,156	7,905	7,876	7,888	7,803	7,822	8,066	640	7.8
Cartage (drayage) and storage, including livery stables.....	310	3,527	3,569	3,671	3,883	3,894	3,784	3,826	3,806	3,978	4,117	4,049	3,982	590	14.3
Males.....		3,521	3,564	3,664	3,875	3,887	3,778	3,820	3,800	3,973	4,112	4,042	3,975	591	14.4
Females.....		6	5	7	8	7	6	6	6	5	5	7	3		
Electric light and power.....	102	3,011	2,697	2,664	2,784	2,787	2,949	2,993	3,273	3,262	3,191	3,318	3,308	654	19.7
Males.....		3,008	2,694	2,661	2,781	2,784	2,947	2,991	3,271	3,260	3,189	3,316	3,306	655	19.8
Females.....		3	3	3	3	3	2	2	2	2	2	2	2	1	(¹)
Electric railroads.....	65	16,683	16,519	17,032	18,163	19,348	19,922	19,950	19,574	19,457	18,859	18,217	17,573	3,431	17.2
Males.....		16,636	16,470	16,983	18,116	19,297	19,866	19,893	19,517	19,399	18,804	18,164	17,519	3,423	17.2
Females.....		47	49	49	47	51	56	57	57	58	55	53	54	11	(¹)
Natural gas.....	87	2,400	2,311	2,497	2,712	3,151	3,098	2,994	3,196	3,316	3,232	3,480	3,470	1,169	33.6
Males.....		2,383	2,296	2,481	2,698	3,135	3,083	2,978	3,179	3,298	3,216	3,462	3,450	1,166	33.7
Females.....		17	15	16	14	16	15	16	17	18	16	18	20	6	(¹)
Pipe lines (petroleum).....	11	845	738	777	808	991	1,087	878	922	1,083	1,043	1,090	954	252	32.3
Males.....		845	738	777	808	991	1,087	878	922	1,083	1,043	1,090	954	252	32.3
Steam railroads.....	10	275	266	265	296	301	293	298	315	331	346	343	330	81	23.4
Males.....		269	260	259	290	295	287	292	309	325	340	336	322	81	23.8
Females.....		6	6	6	6	6	6	6	6	6	6	6	8	2	(¹)
Telegraph and telephone.....	341	13,262	11,787	11,818	12,204	12,587	14,836	13,390	13,210	13,351	13,173	13,405	15,232	3,445	22.6
Males.....		5,579	4,351	4,301	4,556	4,890	6,798	5,607	5,456	5,586	5,468	5,681	7,243	2,942	40.6
Females.....		7,683	7,436	7,517	7,648	7,697	8,038	7,783	7,754	7,765	7,706	7,724	7,989	602	7.5
Transportation by water, including stevedor- ing.....	33	910	941	1,072	1,507	2,125	2,432	2,483	2,628	2,718	2,564	2,353	1,467	1,808	66.5
Males.....		908	939	1,069	1,496	2,111	2,400	2,449	2,595	2,685	2,551	2,343	1,462	1,777	66.2
Females.....		2	2	3	11	14	32	34	33	33	13	10	5	3	(¹)
Waterworks.....	20	169	165	177	185	234	204	237	240	212	218	223	178	75	31.3
Males.....		169	165	177	185	234	204	237	240	212	218	223	178	75	31.3
Transportation and public utilities, n. o. c.....	17	327	337	313	284	299	321	321	324	328	346	370	330	86	23.2
Males.....		327	337	313	284	299	320	320	323	327	345	369	329	85	23.0
Females.....							1	1	1	1	1	1	1	1	(¹)

¹ Not computed owing to small number represented.

TABLE A.—Fluctuation in employment in industries other than mining and quarrying in Ohio, 1914 to 1929, by occupation group, industry, and sex—Continued

1915: BOOKKEEPERS, STENOGRAPHERS, AND OFFICE CLERKS

Industry and sex	Number of establishments reporting	Number employed on the 15th of each month												Variation from maximum	
		January	February	March	April	May	June	July	August	September	October	November	December	Number	Per cent
ALL INDUSTRIES	17,981	63,926	63,973	64,608	64,917	65,523	66,506	66,836	67,314	67,913	68,361	68,959	70,057	6,131	8.8
Males.....		37,254	37,274	37,644	37,852	38,299	39,009	39,418	39,807	40,024	40,297	40,585	41,127	3,853	9.4
Females.....		26,642	26,699	26,964	27,065	27,224	27,497	27,418	27,507	27,889	28,064	28,374	28,930	2,228	7.9
Agriculture	270	132	141	163	182	165	132	125	118	125	130	129	124	64	35.2
Males.....		34	35	39	40	37	37	38	37	39	40	41	39	7	(1)
Females.....		98	106	124	142	128	95	87	81	86	90	88	85	61	43.0
Florists, fruit growers, nurserymen, and seedsmen.....	95	107	116	138	157	141	107	100	93	100	105	104	100	64	40.8
Males.....		26	27	31	32	29	28	28	27	29	30	31	31	6	(1)
Females.....		81	89	107	125	112	79	72	66	71	75	73	69	59	47.2
Agriculture, n. o. c.....	175	25	25	25	24	24	25	25	25	25	25	25	24	1	(1)
Males.....		8	8	8	8	8	9	10	10	10	10	10	8	2	(1)
Females.....		17	17	17	17	16	16	15	15	15	15	15	16	2	(1)
Construction	3,219	1,601	1,606	1,626	1,706	1,721	1,773	1,819	1,842	1,868	1,882	1,891	200	15.3	
Males.....		971	975	994	1,025	1,048	1,057	1,110	1,178	1,188	1,200	1,227	256	20.9	
Females.....		630	632	632	655	658	664	663	661	664	662	664	38	5.7	
Electrical contracting.....	86	119	118	123	123	125	118	120	121	119	120	124	12	9.2	
Males.....		58	57	64	65	72	67	59	61	63	61	62	15	(1)	
Females.....		61	61	59	58	58	59	59	58	58	58	58	3	(1)	
General contracting.....	1,231	457	462	472	506	517	528	548	544	547	564	575	590	133	22.5
Males.....		279	282	291	314	322	329	354	350	368	384	397	413	113	29.7
Females.....		178	180	181	192	195	199	194	197	196	191	193	21	10.6	
Oil and gas drilling.....	199	189	185	178	179	176	169	189	191	189	193	192	189	24	12.4
Males.....		155	152	146	146	144	137	157	159	157	159	158	155	22	13.8
Females.....		34	33	32	33	32	32	32	32	32	34	34	2	(1)	
Plumbing and steam fitting.....	282	351	350	352	354	355	357	360	365	369	368	371	371	21	5.7
Males.....		198	196	200	200	201	203	207	216	219	218	219	217	23	10.5
Females.....		153	154	152	154	154	154	153	149	150	150	152	154	5	3.2
Sheet-metal work and roofing.....	226	157	162	167	164	166	170	171	174	174	174	174	170	17	9.8
Males.....		82	86	90	88	88	89	92	95	95	96	95	93	14	(1)
Females.....		75	76	77	76	76	77	78	79	79	78	79	77	4	(1)
Street, road, and sewer contracting.....	391	82	85	86	88	103	109	111	151	166	164	159	165	84	50.6
Males.....		55	58	59	65	69	75	76	111	125	123	121	117	70	56.0
Females.....		27	27	27	33	34	34	35	40	41	41	38	38	14	(1)

Construction, n. o. c.	804	246	245	248	256	261	267	277	277	276	286	291	292	47	16.1
Males		144	144	144	147	152	157	165	166	169	175	181	182	38	20.9
Females		102	101	104	109	109	110	112	111	107	111	110	110	11	9.8
Fisheries	25	29	31	32	40	41	39	37	35	35	36	35	32	12	(1)
Males		20	21	20	25	26	25	24	23	23	23	22	21	6	(1)
Females		9	10	12	15	15	14	13	12	12	13	13	11	6	(1)
Manufactures	7,884	39,309	39,730	40,199	40,288	40,732	41,307	41,824	42,215	42,595	42,936	43,297	43,717	4,408	10.1
Males		24,703	24,949	25,186	25,253	25,557	26,036	26,467	26,717	26,892	27,114	27,302	27,630	2,927	10.6
Females		14,606	14,781	15,013	15,035	15,175	15,271	15,357	15,498	15,703	15,822	15,995	16,087	1,481	9.2
Chemicals and allied products	301	2,680	2,712	2,729	2,726	2,750	2,734	2,720	2,730	2,720	2,715	2,745	2,776	96	3.5
Males		1,466	1,464	1,469	1,475	1,482	1,490	1,498	1,504	1,500	1,496	1,501	1,511	47	3.1
Females		1,214	1,248	1,260	1,251	1,268	1,244	1,222	1,226	1,220	1,219	1,244	1,265	54	4.3
Baking powder and yeast	4	201	200	204	208	207	206	207	212	205	204	205	209	12	5.7
Males		141	138	140	139	141	141	141	143	139	139	140	142	5	3.5
Females		60	62	64	69	66	65	66	69	66	65	65	67	9	(1)
Chemicals, acids, and wood distillation	45	310	314	314	318	311	311	315	313	310	306	302	307	16	5.0
Males		200	202	202	204	204	210	216	215	214	215	214	217	17	7.8
Females		110	112	112	114	107	101	99	98	96	91	88	90	26	22.8
Fertilizers	21	97	97	99	99	99	99	100	95	95	92	91	94	9	9.0
Males		66	69	69	69	69	69	70	68	68	66	65	65	5	(1)
Females		21	30	30	30	30	30	30	27	27	26	26	29	5	(1)
Paint and varnish	72	871	885	874	847	893	889	877	887	887	882	880	873	46	5.2
Males		482	479	477	480	487	486	482	486	490	482	483	485	13	2.7
Females		389	406	397	367	406	403	395	401	397	400	397	388	39	9.6
Patent medicines and drug compounds	49	259	268	280	289	275	266	255	253	251	252	277	282	38	13.1
Males		65	63	64	65	65	65	65	65	63	63	66	66	3	(1)
Females		194	205	216	224	210	201	190	188	188	189	211	216	36	16.1
Petroleum refining	11	122	123	124	125	126	129	128	128	129	128	131	129	9	6.9
Males		110	111	112	112	114	117	116	118	117	120	118	120	10	8.3
Females		12	12	12	13	12	12	12	11	11	11	10	9	4	(1)
Soap and candles	23	550	553	563	567	566	564	567	567	567	569	584	605	55	9.1
Males		257	258	259	260	257	259	261	261	262	266	266	269	12	4.5
Females		293	295	304	307	309	305	306	306	305	306	318	336	43	12.8
Chemicals and allied products, n. o. c.	76	270	272	271	273	273	270	271	274	277	279	278	277	9	3.2
Males		145	146	146	146	145	143	147	148	147	148	149	147	6	4.0
Females		125	126	125	127	128	127	124	126	130	131	129	130	7	5.3
Food and kindred products	1,198	2,017	2,014	2,011	2,033	2,041	2,067	2,097	2,153	2,136	2,167	2,173	2,176	165	7.6
Males		1,004	1,005	1,015	1,015	1,020	1,034	1,060	1,078	1,078	1,078	1,100	1,106	102	9.2
Females		1,013	1,008	1,006	1,018	1,021	1,033	1,043	1,073	1,058	1,071	1,073	1,070	67	6.2
Bread and other bakery products	366	326	326	327	327	329	333	335	331	331	335	334	336	10	3.0
Males		111	112	116	109	108	108	110	114	111	115	112	112	8	6.9
Females		215	214	211	217	219	221	223	221	220	220	222	224	13	5.8
Butter, cheese, and condensed milk	109	227	225	229	234	241	249	254	252	242	243	237	235	29	11.4
Males		82	82	84	86	88	89	91	94	89	88	87	87	12	(1)
Females		145	143	145	148	153	160	163	158	153	155	150	148	20	12.3
Canning and preserving fruits and vegetables	90	65	64	61	66	70	76	79	92	105	93	85	78	44	41.9
Males		30	29	27	31	33	37	38	47	53	45	41	39	26	(1)
Females		35	35	34	35	37	39	41	45	52	48	44	39	18	(1)

¹ Not computed owing to small number represented.

TABLE A.—Fluctuation in employment in industries other than mining and quarrying in Ohio, 1914 to 1929, by occupation group, industry, and sex—Continued

1915: BOOKKEEPERS, STENOGRAPHERS, AND OFFICE CLERKS—Continued

Industry and sex	Number of establishments reporting	Number employed on the 15th of each month												Variation from maximum		
		January	February	March	April	May	June	July	August	September	October	November	December	Number	Per cent	
Manufactures—Continued.																
Food and kindred products—Continued.																
Coffee, spices, and peanuts, roasting and grinding.....	35	231	232	236	239	239	244	248	280	257	264	266	267	49	17.5	
Males.....		124	123	124	124	124	126	127	130	130	133	133	134	11	8.2	
Females.....		107	109	112	115	115	118	121	150	127	131	133	133	43	28.7	
Confectionery and ice cream.....	104	230	230	232	232	237	241	245	247	249	252	254	257	27	10.5	
Males.....		95	95	97	99	103	106	110	111	110	111	111	112	17	15.2	
Females.....		135	135	135	133	134	135	135	136	139	141	143	145	12	8.3	
Flour-mill and grist-mill products.....	363	439	440	438	439	440	439	445	449	445	452	452	457	19	4.2	
Males.....		243	244	244	246	248	248	251	253	251	255	256	259	16	6.2	
Females.....		196	196	194	193	192	191	194	196	197	197	196	198	7	3.5	
Slaughtering and meat packing.....	81	317	310	307	313	308	311	312	314	318	323	329	338	31	9.2	
Males.....		221	221	210	223	221	224	227	229	232	235	237	246	30	12.2	
Females.....		96	89	91	90	87	87	85	85	86	88	92	92	11	(1)	
Food and kindred products, n. o. c.....	50	182	187	181	184	179	178	181	184	186	205	216	208	38	17.6	
Males.....		85	100	97	97	95	96	100	102	102	114	123	117	28	22.8	
Females.....		98	87	84	87	84	82	81	82	84	91	93	91	12	(1)	
Iron and steel and their products.....	1,394	12,533	12,714	12,800	12,693	12,905	13,092	13,290	13,411	13,540	13,689	13,855	14,077	1,544	11.0	
Males.....		9,226	9,344	9,406	9,301	9,464	9,627	9,785	9,871	9,983	10,092	10,224	10,372	1,146	11.0	
Females.....		3,307	3,370	3,394	3,392	3,441	3,465	3,505	3,540	3,557	3,597	3,661	3,705	398	10.7	
Blast-furnace products.....	30	172	175	174	178	180	180	182	191	194	199	204	219	47	21.5	
Males.....		159	162	161	164	166	166	167	175	178	181	185	199	40	20.1	
Females.....		13	13	13	14	14	14	15	16	16	18	19	20	7	(1)	
Bolts, nuts, washers, and rivets, not made in steel works or rolling mills.....	18	213	213	216	216	217	212	218	216	222	224	227	227	15	6.6	
Males.....		144	144	147	148	149	143	147	145	151	153	155	155	12	7.7	
Females.....		69	69	69	68	68	69	71	71	71	72	72	72	4	(1)	
Cash registers and calculating machines.....	14	635	656	653	635	639	639	633	628	629	653	661	652	33	5.0	
Males.....		362	353	358	349	346	349	340	332	332	343	339	331	31	8.6	
Females.....		273	303	295	286	293	290	293	296	297	310	322	321	49	15.2	
Cutlery and tools.....	44	252	257	263	255	263	268	268	272	276	276	284	292	303	51	16.8
Males.....		133	135	139	135	136	142	147	153	153	158	165	172	59	22.7	
Females.....		119	122	124	120	127	126	125	123	123	126	127	121	12	9.2	
Forgings.....	41	360	365	364	312	374	379	394	408	410	428	434	443	131	29.6	
Males.....		222	223	221	107	230	232	240	248	254	262	270	276	109	39.5	
Females.....		138	142	143	145	144	147	154	160	156	164	164	167	29	17.4	

Foundry and machine-shop products.....	900	6,507	6,545	6,618	6,624	6,714	6,832	6,952	6,992	7,095	7,158	7,236	7,347	840	11.4
Males.....		4,698	4,717	4,769	4,769	4,832	4,931	5,042	5,059	5,154	5,209	5,263	5,355	657	12.3
Females.....		1,809	1,828	1,849	1,855	1,882	1,901	1,910	1,933	1,941	1,949	1,973	1,992	183	9.2
Pumps, not including steam pumps.....	17	120	122	121	122	121	119	121	118	119	115	114	115	8	6.6
Males.....		79	80	78	79	78	78	78	77	76	74	74	74	6	(1)
Females.....		41	42	43	43	43	41	43	41	43	41	40	41	3	(1)
Safes and vaults.....	11	191	188	192	189	189	192	189	184	185	186	194	199	15	7.5
Males.....		109	107	111	111	111	109	109	110	109	110	113	116	9	7.8
Females.....		82	81	81	78	78	81	80	75	75	77	81	83	8	(1)
Scales and balances.....	3	118	118	121	117	116	118	120	121	121	121	120	119	5	4.1
Males.....		70	71	72	69	70	71	71	70	68	69	67	67	5	(1)
Females.....		48	47	49	48	46	47	49	51	53	52	53	52	7	(1)
Sewing machines, cases, and attachments.....	3	121	121	121	123	123	122	122	121	121	122	122	123	2	1.6
Males.....		82	82	82	84	84	83	82	82	82	82	82	83	2	(1)
Females.....		39	39	39	39	39	39	40	39	39	40	40	40	1	(1)
Springs, steel, car and carriage.....	6	83	90	91	91	93	98	100	102	106	106	109	112	29	25.9
Males.....		62	67	68	68	68	71	71	72	74	74	76	78	16	(1)
Females.....		21	23	23	23	25	27	29	30	32	32	33	34	13	(1)
Steel works and rolling mills.....	56	2,764	2,860	2,853	2,806	2,857	2,907	2,954	3,006	3,012	3,024	3,086	3,108	344	11.1
Males.....		2,458	2,547	2,540	2,488	2,529	2,580	2,620	2,664	2,665	2,677	2,729	2,748	290	10.6
Females.....		306	313	313	318	328	327	334	342	347	347	357	360	54	15.0
Stoves and furnaces.....	88	528	530	526	534	531	530	533	535	538	550	560	570	44	7.7
Males.....		322	324	320	327	324	325	325	326	328	336	339	347	27	7.8
Females.....		206	206	206	207	207	205	208	209	210	214	221	223	18	8.1
Wire work, including wire rope and cable.....	35	85	88	97	97	93	96	93	93	91	95	98	103	18	17.5
Males.....		41	42	46	46	43	45	44	45	45	46	48	48	7	(1)
Females.....		44	46	51	51	50	51	49	48	46	49	50	55	11	(1)
Iron and steel and their products, n. o. c.....	121	384	386	390	394	395	400	407	420	421	426	428	437	53	12.1
Males.....		285	290	294	297	298	300	302	314	313	319	319	323	38	11.8
Females.....		99	96	96	97	97	100	105	106	108	107	109	114	18	15.8
Leather and its finished products.....	174	959	967	963	948	945	943	946	939	952	968	980	986	47	4.8
Males.....		392	396	390	389	389	386	389	387	390	393	400	399	14	3.5
Females.....		567	571	573	559	556	557	557	552	562	575	580	587	35	6.0
Boots and shoes, including cut stock and findings.....	80	761	766	762	750	751	748	751	742	754	767	776	784	42	5.4
Males.....		283	286	281	283	280	281	279	280	281	286	287	287	8	2.8
Females.....		478	480	481	468	468	467	463	474	486	490	497	494	34	6.8
Leather and its finished products, n. o. c.....	94	198	201	201	198	194	195	195	197	198	201	204	202	10	4.9
Males.....		109	110	109	107	106	106	108	108	110	112	114	112	8	7.0
Females.....		89	91	92	91	88	89	87	89	88	89	90	90	5	(1)
Liquors and beverages.....	198	642	639	637	639	646	649	649	649	653	647	642	644	16	2.5
Males.....		541	539	539	539	542	543	542	543	542	537	535	532	11	2.0
Females.....		101	100	98	100	104	106	107	106	111	110	107	112	14	12.5
Liquors, malt.....	110	504	504	505	506	507	508	509	508	509	505	503	500	9	1.8
Males.....		454	454	455	454	454	454	454	455	454	450	448	444	11	2.4
Females.....		50	50	50	52	53	54	55	53	55	55	55	56	6	(1)
Liquors and beverages, n. o. c.....	88	138	135	132	133	139	141	140	141	144	142	139	144	12	8.3
Males.....		87	85	84	85	88	89	88	88	88	87	87	88	5	(1)
Females.....		51	50	48	48	51	52	52	53	56	55	52	56	8	(1)

1 Not computed owing to small number represented.

TABLE A.—*Fluctuation in employment in industries other than mining and quarrying in Ohio, 1914 to 1929, by occupation group, industry, and sex—Continued*

1915: BOOKKEEPERS, STENOGRAPHERS, AND OFFICE CLERKS—Continued

Industry and sex	Number of establishments reporting	Number employed on the 15th of each month												Variation from maximum	
		January	February	March	April	May	June	July	August	September	October	November	December	Number	Per cent
Manufactures—Continued.															
Lumber and its remanufactures.....	802	1,597	1,635	1,648	1,642	1,653	1,688	1,718	1,724	1,719	1,738	1,736	1,734	141	8.1
Males.....		966	1,008	1,009	1,016	1,029	1,054	1,088	1,093	1,084	1,092	1,091	1,081	107	9.8
Females.....		611	627	639	626	624	634	630	631	635	646	645	653	42	6.4
Coffins, burial cases, and undertakers' goods..	20	107	106	108	109	111	110	114	113	113	113	116	118	12	10.2
Males.....		58	58	58	59	61	61	63	63	64	64	66	66	8	(1)
Females.....		49	48	50	50	50	49	51	50	49	49	50	52	4	(1)
Furniture and refrigerators.....	166	604	626	641	647	663	683	705	711	711	721	716	711	117	16.2
Males.....		307	392	399	406	420	436	459	461	457	460	461	449	94	20.4
Females.....		237	234	242	241	243	247	246	250	254	261	255	262	28	10.7
Lumber and planing-mill products.....	428	658	673	672	657	646	658	664	664	662	665	668	670	27	4.0
Males.....		427	426	425	423	418	426	435	437	435	436	434	437	19	4.3
Females.....		231	247	247	234	228	232	229	227	227	229	234	233	20	8.1
Lumber and its remanufactures, n. o. c.....	188	228	230	227	229	233	237	235	236	233	239	236	235	12	5.0
Males.....		134	132	127	128	130	131	131	132	128	132	130	129	7	5.2
Females.....		94	98	100	101	103	106	104	104	105	107	106	106	13	12.1
Metals and metal products, other than iron and steel.....	206	1,983	1,976	1,995	1,983	1,987	1,988	2,013	1,994	2,004	2,037	2,073	2,087	111	5.3
Males.....		1,059	1,060	1,061	1,049	1,059	1,054	1,074	1,059	1,073	1,091	1,099	1,118	69	6.2
Females.....		924	916	934	934	928	934	939	935	931	946	974	969	58	6.0
Brass and bronze products.....	49	108	110	110	109	111	113	117	115	122	123	128	129	21	16.3
Males.....		74	76	75	74	76	77	79	78	81	83	86	88	14	(1)
Females.....		34	34	35	35	35	36	38	37	41	40	42	41	8	(1)
Copper, tin, and sheet-iron products.....	144	874	879	901	909	916	935	935	939	941	952	966	964	92	9.5
Males.....		502	506	506	512	519	532	528	531	538	550	557	558	56	10.0
Females.....		372	373	395	397	397	403	407	408	403	402	409	406	37	9.0
Gas and electric fixtures and lamps and reflectors.....	40	843	832	830	810	805	784	802	780	780	795	810	822	63	7.5
Males.....		405	401	404	387	388	370	391	375	378	379	377	390	35	8.6
Females.....		438	431	426	423	417	414	411	405	402	416	433	432	36	8.2
Metals and metal products, other than iron and steel, n. o. c.....	63	158	155	154	155	155	156	159	160	161	167	169	172	18	10.5
Males.....		78	77	76	76	76	75	76	75	76	79	79	82	7	(1)
Females.....		80	78	78	79	79	81	83	85	85	88	90	90	12	(1)
Paper and printing.....	894	3,975	3,966	3,990	3,945	3,941	3,934	3,905	3,896	4,093	4,082	4,174	4,181	285	6.8
Males.....		2,041	2,041	2,053	2,053	2,051	2,062	2,066	2,058	2,079	2,078	2,106	2,137	96	4.5
Females.....		1,934	1,925	1,937	1,892	1,890	1,872	1,839	1,838	2,014	2,007	2,068	2,044	230	11.1

Boxes, fancy and paper	52	130	131	130	130	130	132	129	131	133	134	5	3.7		
Males	74	74	74	73	73	73	75	74	74	74	75	2	(1)		
Females	56	56	57	57	57	57	57	55	57	59	59	4	(1)		
Paper and wood pulp	51	194	194	194	194	197	201	199	198	199	205	207	14	6.8	
Males	107	106	107	104	106	107	111	110	108	106	110	110	7	6.3	
Females	87	87	87	90	88	90	90	89	90	93	95	97	10	(1)	
Printing and publishing	712	3,453	3,444	3,463	3,419	3,411	3,403	3,371	3,365	3,556	3,548	3,632	3,637	272	7.5
Males	1,766	1,764	1,771	1,783	1,772	1,783	1,782	1,775	1,782	1,796	1,821	1,821	1,852	488	4.8
Females	1,687	1,680	1,692	1,642	1,639	1,620	1,589	1,590	1,583	1,760	1,753	1,811	1,785	222	12.3
Paper and printing, n. o. c.	79	198	199	202	202	204	201	203	206	208	202	204	203	10	4.8
Males	94	97	101	99	100	99	98	99	101	100	101	100	100	7	6.9
Females	104	102	101	103	106	105	103	104	107	102	103	103	103	6	5.6
Rubber products	59	3,542	3,607	3,725	3,859	3,936	4,126	4,247	4,284	4,276	4,510	4,263	4,354	812	18.6
Males	2,437	2,470	2,547	2,639	2,682	2,827	2,896	2,896	2,886	2,898	2,880	2,945	2,945	508	17.2
Females	1,105	1,137	1,178	1,220	1,254	1,299	1,351	1,354	1,390	1,412	1,383	1,409	1,409	307	21.7
Stone, clay, and glass products	721	1,164	1,175	1,188	1,197	1,207	1,217	1,217	1,217	1,214	1,206	1,207	1,203	533	4.4
Males	673	681	688	692	697	702	704	702	703	694	693	687	687	81	4.4
Females	491	494	500	505	510	515	513	515	511	512	514	516	516	25	4.8
Brick and tile	233	153	153	156	157	161	163	164	165	160	160	159	158	12	7.3
Males	96	96	98	98	101	104	106	106	107	104	104	103	101	11	10.3
Females	57	57	58	58	60	59	58	58	58	56	56	56	57	4	(1)
Glass	41	295	298	302	299	303	309	307	302	300	300	303	300	14	4.5
Males	180	183	186	183	186	188	187	185	184	184	186	183	183	8	4.3
Females	115	115	116	116	117	121	120	117	116	116	116	117	117	6	5.0
Pottery, terra-cotta and fire-clay products	187	506	511	514	519	522	521	519	519	524	519	521	522	18	3.4
Males	276	279	280	281	281	281	281	278	275	283	278	279	279	8	2.8
Females	230	232	234	238	241	240	241	244	241	241	242	243	243	14	5.7
Stone, clay, and glass products, n. o. c.	260	210	213	216	222	221	224	227	231	230	227	224	223	21	9.1
Males	121	123	124	129	129	129	133	135	132	123	125	124	124	14	10.4
Females	89	90	92	93	92	92	95	94	98	98	99	99	99	10	(1)
Textiles	657	2,011	2,031	2,056	2,084	2,063	2,060	2,088	2,122	2,143	2,177	2,154	2,115	166	7.6
Males	980	995	1,004	1,005	1,002	1,010	1,010	1,039	1,039	1,036	1,044	1,041	1,015	64	6.1
Females	1,081	1,036	1,052	1,075	1,061	1,050	1,072	1,083	1,083	1,107	1,133	1,113	1,100	102	9.0
Clothing, men's, including shirts	151	686	692	706	715	704	702	701	719	730	746	738	732	60	8.0
Males	347	355	355	350	351	350	347	353	352	363	367	368	367	26	5.7
Females	339	337	351	365	353	353	354	351	361	373	383	371	364	46	12.0
Clothing, women's	104	602	613	620	627	616	618	642	660	669	675	660	629	73	10.8
Males	275	279	285	291	278	288	286	307	310	306	304	277	305	35	11.3
Females	327	334	335	336	338	330	346	333	350	359	369	356	352	42	6.8
Flags, banners, and regalia	9	100	109	110	117	111	113	114	112	115	111	112	112	6	6.8
Males	74	75	75	78	77	78	78	78	78	78	78	78	78	6	(1)
Females	85	34	35	39	34	35	36	34	34	34	35	35	34	15	(1)
Hosiery and knit goods	31	111	108	108	110	110	112	110	113	120	123	126	126	8	14.3
Males	35	34	34	34	34	35	35	36	37	37	38	38	38	4	(1)
Females	76	74	74	74	76	76	77	77	83	83	86	88	86	14	(1)
Textiles, n. o. c.	363	503	509	512	515	522	517	519	518	512	518	519	518	19	3.6
Males	249	252	255	256	256	260	260	260	260	259	258	256	254	13	5.0
Females	254	257	257	259	260	258	259	258	258	253	260	263	264	11	4.2
Tobacco manufactures	240	203	205	206	200	200	195	192	193	195	192	190	190	14	6.8
Males	122	123	123	119	120	118	116	118	119	119	119	118	121	7	5.7
Females	81	82	83	81	80	77	76	74	74	76	74	74	78	9	(1)

¹ Not computed owing to small number represented.

TABLE A.—Fluctuation in employment in industries other than mining and quarrying in Ohio, 1914 to 1929, by occupation group, industry, and sex—Continued

1915: BOOKKEEPERS, STENOGRAPHERS, AND OFFICE CLERKS—Continued

Industry and sex	Number of establishments reporting	Number employed on the 15th of each month												Variation from maximum	
		January	February	March	April	May	June	July	August	September	October	November	December	Number	Per cent
Manufactures—Continued.															
Vehicles for land transportation.....	325	2,649	2,729	2,827	2,886	2,944	3,020	3,105	3,189	3,229	3,262	3,288	3,369	720	21.4
Males.....		1,840	1,885	1,934	1,983	2,019	2,074	2,148	2,204	2,267	2,320	2,312	2,373	533	22.5
Females.....		809	844	893	913	925	946	977	985	962	942	976	996	187	18.8
Automobiles, including bodies and parts.....	100	1,939	1,995	2,072	2,145	2,195	2,276	2,358	2,434	2,474	2,486	2,508	2,577	638	24.8
Males.....		1,363	1,401	1,445	1,498	1,530	1,584	1,648	1,699	1,757	1,785	1,795	1,849	486	26.3
Females.....		576	594	627	647	665	692	710	735	717	701	713	728	159	21.6
Carriages, wagons, and materials.....	199	365	388	407	402	397	385	376	379	373	382	392	401	42	10.3
Males.....		209	216	219	217	218	214	211	212	210	222	212	215	13	5.9
Females.....		156	172	188	185	179	171	165	167	163	160	180	186	32	17.0
Cars, steam railroad, not including operations of railroad companies.....	9	148	146	148	150	151	158	170	174	178	183	183	183	37	20.2
Males.....		141	139	141	142	143	148	161	165	169	173	171	171	34	19.7
Females.....		7	7	7	8	8	10	9	9	9	10	12	12	5	(1)
Vehicles for land transportation, n. o. c.....	17	107	200	200	199	201	201	201	202	204	211	205	208	14	6.6
Males.....		127	129	129	126	128	128	128	128	131	140	134	138	14	10.0
Females.....		70	71	71	73	73	73	73	74	73	71	71	70	4	(1)
Miscellaneous industries.....	631	3,354	3,360	3,424	3,443	3,514	3,594	3,637	3,715	3,723	3,743	3,785	3,816	462	12.1
Males.....		1,936	1,937	1,958	1,974	2,001	2,055	2,091	2,129	2,152	2,167	2,202	2,233	297	13.3
Females.....		1,418	1,423	1,466	1,469	1,513	1,539	1,546	1,586	1,571	1,576	1,583	1,583	168	10.6
Agricultural implements.....	50	353	354	363	355	352	349	347	351	350	347	349	351	16	4.4
Males.....		230	243	240	239	230	229	228	230	229	240	242	244	7	2.9
Females.....		114	117	120	115	113	110	109	111	111	107	107	107	13	10.8
Brushes.....	14	101	99	99	101	105	110	107	109	107	105	104	102	11	10.0
Males.....		48	45	45	48	49	51	49	49	50	51	49	48	6	(1)
Females.....		53	54	54	53	56	59	58	60	57	54	55	54	7	(1)
Electrical machinery, apparatus, and supplies.....	98	1,286	1,292	1,304	1,325	1,349	1,372	1,379	1,421	1,444	1,464	1,490	1,533	247	16.1
Males.....		853	857	863	874	888	900	911	933	949	957	984	1,010	157	15.5
Females.....		433	435	441	451	461	472	468	488	495	507	515	523	90	17.2
Ice, manufactured.....	98	193	183	186	192	235	271	303	308	278	253	234	221	125	40.6
Males.....		106	103	103	104	111	130	146	145	135	123	115	113	43	29.5
Females.....		87	80	83	88	124	141	157	163	143	130	119	108	83	50.9
Instruments, professional and scientific.....	7	104	104	106	106	100	112	117	119	119	125	124	125	21	16.8
Males.....		62	62	64	64	66	60	73	75	75	81	80	79	19	(1)
Females.....		42	42	42	42	43	43	44	44	44	44	44	46	4	(1)

Munitions.....	5	31	31	31	31	36	57	68	76	84	90	96	100	69	69.0
Males.....		24	24	24	24	26	46	56	65	68	74	80	85	61	71.8
Females.....		7	7	7	7	10	11	12	11	16	16	16	15	9	(1)
Roofing materials.....	5	142	142	141	141	141	144	140	146	147	149	148	149	9	6.0
Males.....		52	52	52	52	52	55	52	58	59	60	59	60	3	(1)
Females.....		90	90	89	89	89	89	88	88	88	89	89	89	6	(1)
Signs and advertising novelties.....	31	152	153	191	185	176	174	177	180	186	195	197	191	15	22.8
Males.....		48	48	58	57	57	57	57	58	58	59	62	61	44	(1)
Females.....		104	105	133	128	119	117	120	122	128	136	135	130	52	23.5
Miscellaneous industries, n. o. c.....	323	992	1,002	1,003	1,007	1,011	1,005	999	1,005	1,010	1,015	1,034	1,044	82	5.0
Males.....		474	478	478	481	483	478	479	476	489	492	501	503	29	5.8
Females.....		518	524	525	526	528	527	520	529	521	523	533	541	28	4.3
Service.....	1,469	2,014	2,006	2,039	2,072	2,092	2,141	2,168	2,168	2,151	2,142	2,136	2,137	162	7.5
Males.....		899	915	932	931	932	957	973	978	968	967	962	965	79	8.1
Females.....		1,115	1,106	1,124	1,141	1,160	1,184	1,195	1,190	1,183	1,175	1,174	1,172	89	7.4
Garages.....	193	274	276	285	296	305	312	319	318	323	326	325	336	62	18.5
Males.....		97	101	106	111	113	117	121	122	124	125	126	131	34	26.0
Females.....		177	175	179	185	192	195	198	196	199	201	199	205	30	14.6
Hotels.....	246	670	670	675	682	689	696	712	713	707	701	698	700	43	6.0
Males.....		447	447	452	456	458	473	473	473	468	465	466	467	26	5.5
Females.....		223	223	223	226	231	225	239	240	239	236	232	233	17	7.1
Laundries and dry cleaners.....	270	550	546	554	567	574	574	576	576	575	579	584	575	38	6.5
Males.....		100	99	99	103	103	102	101	101	101	102	103	103	4	3.9
Females.....		450	447	455	464	469	472	475	475	474	477	481	472	34	7.1
Office buildings.....	166	133	133	129	127	129	129	130	130	130	130	129	129	4	4.5
Males.....		68	67	64	64	66	66	66	67	67	67	67	67	4	6
Females.....		65	66	65	63	63	63	64	63	63	63	62	62	7	(1)
Restaurants.....	220	125	124	128	125	123	123	125	128	129	130	130	130	7	5.4
Males.....		56	56	58	57	56	56	57	58	60	62	62	60	3	(1)
Females.....		69	68	68	68	67	67	68	69	69	68	68	70	6	(1)
Service, n. o. c.....	374	262	257	270	275	274	307	306	305	287	277	270	267	50	16.3
Males.....		131	130	136	140	136	155	155	157	148	146	138	137	27	17.2
Females.....		131	127	134	135	138	152	151	148	139	131	132	130	25	16.4
Trade.....	4,112	16,068	15,950	16,009	16,068	16,122	16,190	16,141	16,179	16,393	16,502	16,701	17,085	1,135	6.6
Males.....		7,567	7,511	7,578	7,614	7,656	7,711	7,705	7,780	7,825	7,932	8,003	8,092	492	6.1
Females.....		8,441	8,439	8,431	8,454	8,466	8,479	8,436	8,399	8,568	8,627	8,769	9,082	683	7.5
Offices.....	289	4,071	4,100	4,138	4,139	4,124	4,145	4,122	4,157	4,189	4,190	4,213	4,219	148	3.5
Males.....		2,430	2,409	2,431	2,443	2,439	2,464	2,427	2,442	2,463	2,487	2,501	2,492	92	3.7
Females.....		1,641	1,691	1,707	1,696	1,685	1,681	1,695	1,715	1,726	1,703	1,712	1,727	86	5.0
Retail delivery, milk, ice, and water.....	60	88	83	90	91	97	99	104	104	104	104	102	99	16	15.4
Males.....		43	43	44	44	47	44	46	48	45	45	45	43	5	(1)
Females.....		45	45	46	47	50	55	58	56	59	59	57	56	14	(1)
Retail and wholesale stores.....	3,157	10,742	10,655	10,657	10,703	10,752	10,780	10,753	10,783	10,907	11,006	11,183	11,573	918	7.9
Males.....		4,370	4,336	4,372	4,387	4,420	4,438	4,461	4,507	4,531	4,550	4,595	4,678	342	7.3
Females.....		6,372	6,319	6,285	6,316	6,332	6,342	6,292	6,231	6,376	6,456	6,588	6,895	664	9.6
Yards, coal and lumber.....	606	1,107	1,107	1,124	1,135	1,149	1,166	1,162	1,180	1,193	1,202	1,203	1,194	90	8.0
Males.....		724	723	731	740	750	765	771	783	786	793	791	790	70	8.8
Females.....		383	384	393	395	399	401	391	397	407	409	412	404	29	7.0

¹ Not computed owing to small number represented.

TABLE A.—Fluctuation in employment in industries other than mining and quarrying in Ohio, 1914 to 1929, by occupation group, industry, and sex—Continued

1915: BOOKKEEPERS, STENOGRAPHERS, AND OFFICE CLERKS—Continued

Industry and sex	Number of establishments reporting	Number employed on the 15th of each month												Variation from maximum	
		January	February	March	April	May	June	July	August	September	October	November	December	Number	Per cent
Transportation and public utilities	996	4,833	4,508	4,540	4,587	4,665	4,976	4,768	4,780	4,772	4,747	4,779	5,071	563	11.1
Males.....		3,090	2,883	2,912	2,964	3,043	3,186	3,101	3,114	3,099	3,073	3,106	3,242	359	11.1
Females.....		1,743	1,625	1,628	1,623	1,622	1,790	1,667	1,666	1,673	1,669	1,673	1,829	207	11.3
Cartage (drayage) and storage, including															
livery stables.....	310	346	345	345	344	340	337	343	341	340	338	335	334	12	3.5
Males.....		234	234	234	231	227	223	227	229	225	231	225	223	11	4.7
Females.....		112	111	111	113	113	114	116	112	115	107	110	111	9	7.8
Electric light and power	102	673	671	676	708	731	705	701	706	704	701	735	720	64	8.7
Males.....		501	495	503	537	560	535	527	527	527	524	551	544	65	11.6
Females.....		172	176	173	171	171	170	174	179	177	177	184	176	14	7.6
Electric railroads	65	1,235	1,241	1,244	1,245	1,256	1,278	1,300	1,310	1,298	1,290	1,297	1,298	75	6.7
Males.....		836	848	847	850	860	876	900	910	902	896	905	900	74	8.1
Females.....		399	393	397	395	396	402	400	400	396	394	394	398	9	2.2
Natural gas	87	515	524	537	537	542	546	563	551	554	551	556	554	48	8.5
Males.....		435	449	460	457	459	463	479	469	475	466	473	472	44	9.2
Females.....		80	75	77	80	83	83	84	82	79	85	83	82	10	(1)
Pipe lines (petroleum)	11	113	113	111	112	112	114	114	115	114	113	114	114	4	3.5
Males.....		106	106	104	105	105	107	107	108	107	105	106	108	4	3.7
Females.....		7	7	7	7	7	7	7	7	7	8	8	6	1	(1)
Telegraph and telephone	341	1,739	1,402	1,416	1,403	1,424	1,720	1,466	1,473	1,477	1,481	1,472	1,806	404	22.4
Males.....		803	577	591	587	613	749	624	631	622	625	619	792	226	28.1
Females.....		936	825	825	816	811	971	842	842	855	856	853	1,014	203	20.0
Transportation by water, including stevedoring															
Males.....	33	126	125	125	149	172	187	191	194	196	184	182	157	71	36.2
Females.....		115	114	114	137	159	173	177	180	182	172	170	146	68	37.4
Males.....		11	11	11	12	13	14	14	14	14	12	11	8	3	(1)
Females.....		7	7	7	7	7	7	7	7	7	8	8	8	3	(1)
Transportation and public utilities, n. o. c.	47	86	87	86	89	88	89	90	89	89	89	88	88	1	(1)
Males.....		60	59	59	60	60	60	60	60	59	59	59	59	1	(1)
Females.....		26	27	27	29	28	29	30	30	30	30	29	29	4	(1)

1915: SALESPeOPLE (NOT TRAVELING)

ALL INDUSTRIES	17,981	31,185	30,445	31,409	31,924	32,251	31,661	31,000	30,490	31,832	32,853	33,611	37,591	7,146	19.0
Males.....		16,254	16,108	16,201	16,458	16,528	16,613	16,534	16,389	16,632	16,771	17,043	17,600	1,582	8.9
Females.....		14,931	14,337	15,208	15,466	15,723	15,048	14,466	14,101	15,200	16,082	16,568	19,991	5,800	29.1
Agriculture	270	52	57	60	78	74	61	51	52	49	48	49	52	30	(1)
Males.....		38	42	44	54	53	43	36	38	35	33	35	37	21	(1)
Females.....		14	15	16	24	21	18	15	14	14	15	14	15	10	(1)
Construction	3,219	240	231	231	237	239	240	238	237	242	241	243	244	13	5.3
Males.....		235	225	226	231	233	234	233	233	236	235	237	238	13	5.5
Females.....		5	6	5	6	6	6	4	4	6	6	6	6	2	(1)
Fisheries	25	1	1	1	1	1	1	1	1	1	1	1	1		
Males.....		1	1	1	1	1	1	1	1	1	1	1	1		
Manufactures	7,884	3,683	3,678	3,692	3,743	3,789	3,768	3,787	3,797	3,787	3,780	3,807	3,837	159	4.1
Males.....		2,918	2,917	2,942	3,010	3,056	3,039	3,063	3,050	3,046	3,032	3,046	3,043	146	4.8
Females.....		765	761	750	733	733	729	724	747	741	748	761	794	70	8.8
Chemicals and allied products	301	56	56	56	56	59	59	58	56	56	57	54	56	5	(1)
Males.....		55	55	55	55	58	58	57	55	55	56	53	55	5	(1)
Females.....		1	1	1	1	1	1	1	1	1	1	1	1		
Food and kindred products	1,198	1,627	1,617	1,622	1,619	1,644	1,643	1,648	1,645	1,649	1,649	1,665	1,683	66	3.9
Males.....		1,178	1,171	1,178	1,181	1,203	1,205	1,213	1,211	1,211	1,208	1,217	1,223	52	4.3
Females.....		449	446	444	438	441	438	435	432	438	441	448	460	28	6.1
Bread and other bakery products	366	1,060	1,067	1,070	1,068	1,068	1,068	1,072	1,075	1,075	1,079	1,090	1,097	37	3.4
Males.....		748	753	760	763	762	762	767	770	767	767	776	779	31	4.0
Females.....		312	314	310	305	306	306	305	308	312	314	318	318	13	4.1
Confectionery and ice cream	104	165	161	162	162	164	162	161	158	161	160	166	174	16	9.2
Males.....		40	41	40	41	41	42	43	43	43	43	44	44	4	(1)
Females.....		125	120	122	121	123	120	118	115	118	117	122	130	15	11.5
Slaughtering and meat packing	81	223	207	206	203	220	220	221	219	218	218	218	220	20	9.0
Males.....		223	207	206	203	220	220	221	219	218	218	218	220	20	9.0
Food and kindred products, n. o. c.	647	179	182	184	186	192	193	194	195	192	191	192	192	16	8.2
Males.....		167	170	172	174	180	181	182	181	183	180	179	180	16	8.7
Females.....		12	12	12	12	12	12	12	12	12	12	12	12		
Iron and steel and their products	1,394	195	194	200	205	208	201	199	203	206	202	202	202	14	6.7
Males.....		191	190	196	201	204	197	195	198	201	197	197	197	14	6.9
Females.....		4	4	4	4	4	4	4	5	5	5	5	5		(1)
Foundry and machine-shop products	900	128	126	131	135	138	133	130	129	129	129	129	127	12	8.7
Males.....		124	122	127	131	134	129	126	125	125	125	125	123	12	9.0
Females.....		4	4	4	4	4	4	4	4	4	4	4	4		
Iron and steel and their products, n. o. c.	494	67	68	69	70	70	68	69	74	77	73	73	75	10	(1)
Males.....		67	68	69	70	70	68	69	73	76	72	72	74	9	(1)
Females.....									1	1	1	1	1		(1)
Leather and its finished products	174	41	41	41	41	41	41	41	40	40	41	41	46	6	(1)
Males.....		32	33	33	33	34	34	34	33	34	34	34	36	4	(1)
Females.....		9	8	8	8	7	7	7	7	6	7	7	10	4	(1)

1 Not computed owing to small number represented.

1915: SALESPeOPLE (NOT TRAVELING)

103

TABLE A.—Fluctuation in employment in industries other than mining and quarrying in Ohio, 1914 to 1929, by occupation group, industry, and sex—Continued

1915: SALESPeOPLE (NOT TRAVELING)—Continued

Industry and sex	Number of establishments reporting	Number employed on the 15th of each month												Variation from maximum	
		January	February	March	April	May	June	July	August	September	October	November	December	Number	Per cent
Manufactures—Continued															
Liquors and beverages.....	198	141	142	141	141	140	141	144	144	146	142	140	140	6	4.1
Males.....		141	141	140	140	139	140	143	143	145	141	139	139	6	4.1
Females.....		1	1	1	1	1	1	1	1	1	1	1	1	1	(1)
Lumber and its remanufactures.....	802	129	129	130	130	132	132	131	129	129	132	131	131	3	2.3
Males.....		129	129	130	130	132	132	131	129	129	132	131	131	3	2.3
Metals and metal products, other than iron and steel.....	296	50	50	49	51	51	52	54	52	52	51	51	51	5	(1)
Males.....		42	42	41	43	43	44	46	44	44	43	42	42	5	(1)
Females.....		8	8	8	8	8	8	8	8	8	8	9	9	1	(1)
Paper and printing.....	894	612	607	604	626	633	610	615	612	615	619	636	655	51	7.8
Males.....		532	528	528	555	560	538	546	546	549	549	559	560	32	5.7
Females.....		80	79	76	71	73	72	69	66	66	70	77	95	29	(1)
Printing and publishing.....	712	575	570	567	589	596	573	578	574	577	582	599	618	51	8.3
Males.....		495	491	491	518	523	501	509	508	511	512	522	523	32	6.1
Females.....		80	79	76	71	73	72	69	66	66	70	77	95	29	(1)
Paper and printing, n. o. c.....	182	37	37	37	37	37	37	37	38	38	37	37	37	1	(1)
Males.....		37	37	37	37	37	37	37	38	38	37	37	37	1	(1)
Rubber products.....	59	13	13	13	14	14	14	15	15	14	16	17	17	4	(1)
Males.....		12	12	12	13	13	13	14	14	13	15	16	16	4	(1)
Females.....		1	1	1	1	1	1	1	1	1	1	1	1		
Stone, clay, and glass products.....	721	47	47	49	49	49	49	49	46	47	47	48	48	3	(1)
Males.....		38	38	39	39	39	39	39	36	37	37	38	38	3	(1)
Females.....		9	9	10	10	10	10	10	10	10	10	10	10	1	(1)
Textiles.....	657	333	340	342	338	330	319	318	340	328	332	326	316	26	7.6
Males.....		301	304	310	311	310	302	299	298	300	305	306	298	13	4.2
Females.....		32	36	32	27	20	17	19	42	28	27	20	18	25	(1)
Tobacco manufactures.....	240	13	13	13	13	13	14	13	13	13	13	13	13	1	(1)
Males.....		13	13	13	13	13	14	13	13	13	13	13	13	1	(1)
Vehicles for land transportation.....	325	32	35	36	36	37	39	43	46	44	44	46	48	16	(1)
Males.....		30	33	34	34	35	37	41	44	42	42	44	46	16	(1)
Females.....		2	2	2	2	2	2	2	2	2	2	2	2		
Miscellaneous industries.....	631	394	394	396	424	438	454	459	456	448	435	437	431	65	14.2
Males.....		224	228	233	262	273	286	292	284	273	260	257	249	68	23.3
Females.....		170	166	163	162	165	168	167	172	175	175	180	182	20	11.0

Electrical machinery, apparatus, and supplies.....	98	219	224	220	223	226	230	228	233	232	230	232	234	15	6.4
Males.....		90	94	93	96	96	97	97	98	95	97	98	99	9	(1)
Females.....		129	130	127	127	130	133	131	135	137	133	134	135	10	7.3
Miscellaneous industries, n. o. c.....	533	175	170	176	201	212	224	231	223	216	205	205	197	61	26.4
Males.....		134	134	140	166	177	189	195	186	178	163	159	150	61	31.3
Females.....		41	36	36	35	35	35	36	37	38	42	46	47	12	(1)
Service.....	1,469	546	545	562	581	586	611	635	618	589	594	592	597	90	14.2
Males.....		469	467	483	504	505	529	537	514	504	508	506	512	70	13.0
Females.....		77	78	79	77	81	82	98	104	85	86	86	85	27	26.0
Garages.....	193	158	155	174	192	190	201	201	180	184	190	186	184	46	22.9
Males.....		158	155	174	192	190	201	201	180	184	190	186	184	46	22.9
Laundries and dry cleaners.....	270	259	261	259	262	266	267	272	270	274	274	275	283	24	8.5
Males.....		215	215	212	217	218	219	222	220	221	222	222	230	18	7.8
Females.....		44	46	47	45	48	48	50	50	53	52	53	53	9	(1)
Service, n. o. c.....	1,006	129	129	129	127	130	143	162	168	131	130	131	130	41	24.4
Males.....		96	97	97	95	97	109	114	114	99	96	98	98	19	16.7
Females.....		33	32	32	32	33	34	48	54	32	34	33	32	22	(1)
Trade.....	4,112	26,480	25,748	26,677	27,101	27,383	26,797	26,107	25,603	26,973	27,999	28,720	32,667	7,064	21.6
Males.....		12,410	12,271	12,319	12,475	12,501	12,584	12,482	12,371	12,619	12,772	13,019	13,666	1,395	10.2
Females.....		14,070	13,477	14,358	14,626	14,882	14,213	13,625	13,232	14,354	15,227	15,701	19,001	5,769	30.4
Offices.....	289	606	605	607	610	616	614	611	612	615	614	612	613	11	1.8
Males.....		604	603	605	605	608	614	612	609	613	612	610	611	11	1.8
Females.....		2	2	2	2	2	2	2	2	2	2	2	2		
Retail and wholesale stores.....	3,157	25,642	24,912	25,843	26,262	26,539	25,944	25,251	24,746	26,114	27,144	27,868	31,816	7,070	22.2
Males.....		11,576	11,439	11,489	11,640	11,661	11,735	11,630	11,519	11,765	11,921	12,171	12,819	1,380	10.8
Females.....		14,066	13,473	14,354	14,622	14,878	14,209	13,621	13,227	14,349	15,223	15,697	18,997	5,770	30.4
Yards, coal and lumber.....	606	205	205	201	205	207	211	213	214	210	210	210	206	13	6.1
Males.....		204	204	200	204	206	210	212	213	209	209	209	205	13	6.1
Females.....		1	1	1	1	1	1	1	1	1	1	1	1		
Trade, n. o. c.....	60	27	26	26	27	27	26	29	32	34	31	30	32	8	(1)
Males.....		26	25	25	26	26	25	28	30	32	30	29	31	7	(1)
Females.....		1	1	1	1	1	1	1	2	2	1	1	1	1	(1)
Transportation and public utilities.....	996	183	185	186	183	179	183	181	182	191	190	199	193	20	10.1
Males.....		183	185	186	183	179	183	181	182	191	190	199	193	20	10.1
Electric light and power.....	102	123	125	124	121	117	121	119	120	123	119	127	123	10	7.9
Males.....		123	125	124	121	117	121	119	120	123	119	127	123	10	7.9
Transportation and public utilities, n. o. c.....	894	60	60	62	62	62	62	62	62	68	71	72	70	12	(1)
Males.....		60	60	62	62	62	62	62	62	68	71	72	70	12	(1)

1 Not computed owing to small number represented.

TABLE A.—Fluctuation in employment in industries other than mining and quarrying in Ohio, 1914 to 1929, by occupation group, industry, and sex—Continued

1916: WAGE EARNERS

Industry and sex	Number of establishments reporting	Number employed on the 15th of each month												Variation from maximum	
		January	February	March	April	May	June	July	August	September	October	November	December	Number	Per cent
ALL INDUSTRIES	20,017	713,769	742,829	762,388	787,875	801,902	826,843	828,574	849,473	856,723	857,373	862,542	854,771	148,783	17.2
Males.....		610,845	635,846	653,187	676,925	691,353	714,673	715,841	735,884	740,511	739,033	745,814	736,973	132,969	17.9
Females.....		102,914	106,983	109,201	110,950	110,549	112,170	112,733	113,589	116,212	118,340	118,728	117,798	15,814	13.3
Agriculture	363	2,688	2,797	2,980	3,717	3,962	4,481	4,805	4,375	4,143	3,863	3,373	3,031	2,117	44.1
Males.....		2,043	2,041	2,818	3,517	3,739	4,162	4,306	4,099	3,881	3,621	3,201	2,866	1,763	40.9
Females.....		145	156	162	200	223	319	499	276	282	242	172	165	354	70.9
Dairy farming.....	34	288	283	305	307	306	315	332	346	357	329	332	317	74	20.7
Males.....		279	274	296	298	297	306	325	337	349	321	324	310	75	21.5
Females.....		9	9	9	9	9	9	9	9	8	8	8	7	2	(1)
Florists, fruit growers, nurserymen, and seedsmen.....	117	1,144	1,209	1,323	1,836	1,788	1,809	2,016	1,641	1,676	1,663	1,447	1,315	872	43.3
Males.....		1,058	1,112	1,222	1,708	1,652	1,679	1,681	1,518	1,502	1,514	1,338	1,207	650	38.1
Females.....		86	97	101	128	136	130	335	123	174	149	109	108	249	74.3
General farming.....	183	1,239	1,288	1,330	1,556	1,851	2,334	2,423	2,332	2,050	1,820	1,537	1,365	1,184	48.9
Males.....		1,189	1,238	1,273	1,493	1,773	2,154	2,268	2,188	1,950	1,735	1,482	1,315	1,079	47.6
Females.....		50	50	57	63	78	180	155	144	100	85	55	50	130	72.2
Agriculture, n. o. c.....	29	17	17	22	18	17	23	34	56	60	55	57	34	43	(1)
Males.....		17	17	22	18	17	23	34	56	60	51	57	34	43	(1)
Construction	3,963	36,954	37,347	37,657	50,205	58,106	64,922	69,871	74,678	75,129	73,940	69,904	50,132	38,166	50.8
Males.....		36,927	37,315	37,625	50,162	58,058	64,871	69,820	74,626	75,069	73,886	69,845	50,073	38,142	50.8
Females.....		27	32	32	43	48	51	51	52	51	54	59	59	32	(1)
Brick, stone, and cement work.....	404	2,153	2,286	2,338	3,583	4,252	4,847	5,448	5,214	5,689	5,448	5,320	4,433	3,536	62.2
Males.....		2,153	2,286	2,338	3,583	4,252	4,847	5,444	5,214	5,689	5,448	5,320	4,433	3,536	62.2
Electrical contracting.....	126	928	941	974	1,122	1,270	1,362	1,478	1,558	1,542	1,437	1,474	1,514	630	40.4
Males.....		928	941	974	1,122	1,270	1,362	1,478	1,558	1,542	1,437	1,474	1,514	630	40.4
General contracting.....	1,502	19,786	20,267	19,824	26,582	30,625	33,327	36,591	39,142	38,680	39,279	37,483	32,676	19,493	49.6
Males.....		19,786	20,267	19,824	25,882	30,625	33,327	36,591	39,142	38,680	39,279	37,483	32,676	19,493	49.6
Oil and gas drilling.....	244	2,787	2,743	2,763	2,858	3,073	3,925	3,221	3,293	3,269	3,256	3,296	3,207	1,182	30.1
Males.....		2,787	2,743	2,763	2,858	3,073	3,925	3,221	3,293	3,269	3,256	3,296	3,207	1,182	30.1
Painting and decorating.....	257	902	1,097	1,418	1,986	2,329	2,263	2,008	1,839	1,820	1,832	1,720	1,344	1,427	61.3
Males.....		902	1,097	1,418	1,986	2,329	2,263	2,008	1,839	1,820	1,832	1,720	1,344	1,427	61.3
Plastering.....	64	624	658	534	662	719	789	765	770	744	782	762	702	255	32.3
Males.....		624	658	534	662	719	789	765	770	744	782	762	702	255	32.3

Plumbing and steam fitting.....	351	3,054	3,039	3,021	3,227	3,266	3,334	3,507	3,581	3,620	3,659	3,742	3,548	721	19.3
Males.....		3,054	3,039	3,021	3,227	3,266	3,334	3,507	3,581	3,620	3,659	3,742	3,548	721	19.3
Sand and gravel excavating.....	91	568	542	712	1,027	1,151	1,119	1,133	1,180	1,184	1,173	1,124	963	642	54.2
Males.....		568	542	712	1,027	1,151	1,119	1,133	1,180	1,184	1,173	1,124	963	642	54.2
Sheet-metal work and roofing.....	256	1,942	1,807	1,777	2,021	2,137	2,162	2,222	2,274	2,227	2,215	2,444	2,269	667	27.3
Males.....		1,942	1,807	1,777	2,021	2,137	2,162	2,222	2,274	2,227	2,215	2,444	2,269	667	27.3
Street, road, and sewer contracting.....	506	3,087	2,940	3,237	6,043	8,212	10,631	12,340	14,625	15,024	13,533	11,172	7,077	12,084	80.4
Males.....		3,087	2,940	3,237	6,043	8,212	10,631	12,340	14,625	15,024	13,533	11,172	7,077	12,084	80.4
Ventilating and heating.....	28	383	414	428	362	361	396	485	466	473	500	554	511	193	34.8
Males.....		383	414	428	362	361	396	485	466	473	500	554	511	193	34.8
Construction, n. o. c.....	134	750	613	631	732	711	767	677	736	848	826	813	888	275	31.0
Males.....		723	581	599	689	663	716	626	684	797	772	754	829	243	29.9
Females.....		27	32	32	43	48	51	51	52	51	54	59	59	32	(1)
Fisheries.....	30	241	436	355	446	616	567	470	438	458	451	480	326	375	60.9
Males.....		241	436	355	445	615	566	470	438	457	450	479	326	374	60.8
Females.....		1			1	1	1			1	1	1		1	(1)
Manufactures.....	8,299	562,646	592,371	609,412	616,469	618,969	633,802	629,192	644,312	650,785	652,238	661,477	666,825	104,179	15.6
Males.....		485,998	511,744	527,437	533,485	536,607	550,322	545,252	559,105	563,468	563,240	572,412	578,205	92,207	15.9
Females.....		76,648	80,627	81,975	82,984	82,362	83,470	83,940	85,207	87,317	88,998	89,065	88,620	12,417	13.9
Chemicals and allied products.....	317	13,825	14,144	14,581	14,766	14,509	14,307	14,607	14,876	15,364	14,886	14,913	15,273	1,539	10.0
Males.....		12,331	12,647	13,103	13,323	13,067	13,343	13,179	13,467	13,963	13,392	13,339	13,687	1,632	11.7
Females.....		1,494	1,497	1,478	1,443	1,442	1,464	1,428	1,409	1,401	1,494	1,574	1,586	185	11.7
Baking powder and yeast.....	4	225	230	249	236	251	242	247	252	238	246	258	33	12.8	
Males.....		146	141	157	152	152	154	152	155	165	146	149	164	24	14.5
Females.....		79	89	92	84	91	87	90	92	87	92	97	94	18	(1)
Chemicals, acids, and wood distillation.....	45	2,797	2,929	3,035	2,997	3,030	3,096	3,108	3,220	3,202	3,358	3,321	3,498	701	20.0
Males.....		2,783	2,914	3,019	2,981	3,015	3,081	3,094	3,206	3,188	3,345	3,306	3,484	701	20.1
Females.....		14	15	16	16	15	15	14	14	14	13	15	14	3	(1)
Explosives.....	9	354	360	362	360	372	385	386	427	400	401	403	378	73	17.1
Males.....		354	360	362	360	372	385	386	427	400	401	403	378	73	17.1
Fertilizers.....	20	832	960	973	1,156	827	891	844	1,134	1,667	838	767	878	900	54.0
Males.....		831	959	972	1,155	826	890	842	1,132	1,666	837	766	877	900	54.0
Females.....		1	1	1	1	1	1	2	2	1	1	1	1	1	(1)
Grease and tallow.....	21	374	381	386	336	360	352	329	345	380	383	366	398	69	17.3
Males.....		368	375	380	330	353	343	327	339	372	375	359	391	64	16.4
Females.....		6	6	6	6	7	9	2	6	8	8	7	7	5	(1)
Ink, printing.....	10	311	330	387	426	438	443	457	433	427	430	442	451	146	31.9
Males.....		311	330	387	426	438	443	457	433	427	430	442	451	146	31.9
Paint and varnish.....	76	2,289	2,303	2,363	2,389	2,441	2,405	2,316	2,252	2,201	2,227	2,342	2,240	240	9.3
Males.....		2,090	2,089	2,138	2,158	2,215	2,193	2,117	2,054	2,008	2,031	2,140	2,214	207	9.3
Females.....		199	214	225	231	226	212	199	198	193	196	202	206	38	16.5
Patent medicines and drug compounds.....	47	783	753	723	674	682	700	691	678	674	748	817	805	143	17.5
Males.....		335	344	351	343	342	345	354	349	348	360	383	372	48	12.5
Females.....		448	409	372	331	340	355	337	329	326	388	434	433	122	27.2
Petroleum refining.....	15	1,877	1,914	2,096	2,105	2,060	2,157	2,103	2,065	1,999	1,941	1,776	1,688	469	21.7
Males.....		1,873	1,909	2,091	2,100	2,056	2,153	2,099	2,061	1,995	1,937	1,772	1,684	469	21.8
Females.....		4	5	5	5	4	4	4	4	4	4	4	4	1	(1)

1 Not computed owing to small number represented.

TABLE A.—Fluctuation in employment in industries other than mining and quarrying in Ohio, 1914 to 1929, by occupation group, industry, and sex—Continued

1916: WAGE EARNERS—Continued

Industry and sex	Number of establishments reporting	Number employed on the 15th of each month												Variation from maximum	
		January	February	March	April	May	June	July	August	September	October	November	December	Number	Per cent
Manufactures—Continued.															
Chemicals and allied products—Continued.															
Salt.....	8	962	931	963	1,020	1,023	1,027	1,007	1,035	997	1,020	1,023	976	104	10.0
Males.....		864	830	871	912	913	904	890	923	896	916	921	883	93	10.1
Females.....		98	101	92	108	110	123	117	112	101	104	102	93	81	25.2
Soap and candles.....	25	2,568	2,591	2,588	2,637	2,587	2,665	2,659	2,594	2,686	2,811	2,918	3,086	468	15.4
Males.....		1,967	1,978	1,968	2,028	1,979	2,054	2,028	1,971	2,060	2,161	2,243	2,339	372	15.9
Females.....		601	613	620	609	608	611	631	623	626	650	675	697	96	13.8
Chemicals and allied products, n. o. c.....	37	453	462	456	430	446	435	465	446	479	491	402	487	62	12.6
Males.....		409	418	407	378	406	398	433	417	438	453	455	450	77	16.9
Females.....		44	44	49	52	40	37	32	29	41	38	37	37	(1)	
Food and kindred products.....	1,289	21,769	21,786	21,890	22,024	22,174	23,005	23,199	25,068	28,184	27,418	27,155	25,220	6,415	22.8
Males.....		17,365	17,166	17,182	17,185	17,400	17,794	18,153	19,597	21,022	20,332	20,427	19,330	3,856	18.3
Females.....		4,404	4,620	4,708	4,839	4,774	5,211	5,046	5,471	7,162	7,086	6,728	5,890	2,758	38.5
Bread and other bakery products.....	371	5,714	5,834	5,883	6,095	6,024	6,129	6,100	6,121	6,080	6,186	6,171	6,118	472	7.6
Males.....		4,442	4,484	4,531	4,550	4,418	4,453	4,564	4,602	4,558	4,616	4,640	4,630	222	4.8
Females.....		1,272	1,350	1,352	1,545	1,606	1,676	1,536	1,519	1,531	1,575	1,531	1,488	404	24.1
Butter, cheese, and condensed milk.....	142	1,620	1,694	1,719	1,810	1,964	2,121	2,194	2,159	2,082	1,916	1,890	1,846	574	26.2
Males.....		1,518	1,531	1,604	1,703	1,834	1,996	2,054	2,017	1,912	1,776	1,722	1,679	536	26.1
Females.....		102	103	115	107	130	126	140	142	140	140	168	167	66	39.3
Canning and preserving, fruits and vegetables.....	92	611	595	687	688	701	1,356	1,326	2,655	4,863	2,686	1,186	751	4,268	87.8
Males.....		401	402	448	492	538	917	966	1,890	3,064	1,678	775	509	2,693	87.0
Females.....		210	193	239	196	163	439	360	775	1,799	1,008	411	242	1,606	90.8
Coffee, spices, and peanuts, roasting and grinding.....	32	1,305	1,328	1,334	1,346	1,340	1,363	1,361	1,376	1,410	1,450	1,446	1,462	157	10.7
Males.....		753	752	753	742	752	762	763	773	787	828	818	830	88	10.6
Females.....		552	576	581	604	588	601	598	603	623	622	628	632	80	12.7
Confectionery and ice cream.....	126	3,641	3,771	3,856	3,888	3,875	4,022	4,186	4,137	4,805	5,378	5,489	4,754	1,848	33.7
Males.....		2,015	2,011	2,094	2,202	2,294	2,365	2,552	2,504	2,555	2,544	2,538	2,391	544	21.3
Females.....		1,626	1,760	1,762	1,686	1,581	1,627	1,634	1,633	2,250	2,834	2,951	2,363	1,370	46.4
Cordials and sirups.....	7	298	321	353	372	368	368	416	409	434	472	575	510	277	48.2
Males.....		109	117	121	116	119	118	112	125	125	135	154	137	45	29.2
Females.....		189	204	232	256	249	280	304	284	309	337	421	373	232	55.1
Flour-mill and grist-mill products.....	380	2,690	2,720	2,723	2,530	2,561	2,551	2,675	2,746	2,762	2,745	2,779	2,774	249	9.0
Males.....		2,686	2,715	2,718	2,525	2,557	2,547	2,671	2,742	2,758	2,741	2,775	2,770	260	9.0
Females.....		4	5	5	5	4	4	4	4	4	4	4	4	1	(1)

Food preparations.....	18	1,057	1,011	981	1,013	992	990	1,086	1,185	1,184	1,220	1,222	1,306	325	24.9
Males.....		791	767	741	767	750	753	788	852	859	886	889	969	228	23.5
Females.....		266	244	240	246	242	237	298	333	325	334	333	337	100	29.7
Slaughtering and meat packing.....	94	4,343	4,093	3,859	3,760	3,798	3,510	3,238	3,574	3,866	4,114	4,626	5,018	1,780	35.5
Males.....		4,233	3,973	3,753	3,645	3,671	3,375	3,152	3,479	3,740	3,982	4,461	4,850	1,698	35.0
Females.....		110	114	106	115	127	135	86	95	126	132	165	168	82	48.8
Sugar.....	5	138	137	145	175	194	201	273	347	353	349	1,348	229	229	81.1
Males.....		137	136	144	174	193	200	272	346	350	346	1,341	226	1,205	89.9
Females.....		1	1	1	1	1	1	1	1	3	3	7	3	6	(1)
Food and kindred, products, n. o. c.....	22	352	342	350	347	357	364	344	359	366	402	423	452	110	24.3
Males.....		280	272	275	269	274	279	259	277	284	305	314	339	80	23.6
Females.....		72	70	75	78	83	85	85	82	82	97	109	113	43	35.1
Iron and steel and their products.....	1,490	210,268	222,857	230,041	229,770	232,392	240,106	235,434	243,849	246,122	246,564	253,718	257,017	46,749	18.2
Males.....		206,507	218,825	225,912	225,443	227,788	235,438	230,681	239,010	241,171	241,526	249,535	251,993	45,486	18.1
Females.....		3,761	4,032	4,129	4,327	4,604	4,668	4,753	4,839	4,951	5,038	5,183	5,024	1,422	27.4
Blast-furnace products.....	32	5,935	6,125	6,776	6,825	7,620	7,721	7,782	8,330	8,473	8,502	8,844	8,674	2,909	32.9
Males.....		5,928	6,118	6,769	6,818	7,613	7,713	7,774	8,322	8,465	8,494	8,836	8,666	2,908	32.9
Females.....		7	7	7	7	7	8	8	8	8	8	8	8	1	(1)
Bolts, nuts, washers, and rivets, not made in steel works or rolling mills.....	23	4,604	4,879	4,931	4,842	4,993	5,156	5,141	5,224	5,367	5,472	5,661	5,732	1,128	19.7
Males.....		3,992	4,116	4,159	4,190	4,355	4,327	4,439	4,601	4,700	4,846	4,826	4,922	930	18.9
Females.....		612	763	772	742	808	801	814	785	706	772	815	810	203	24.9
Cash registers and calculating machines.....	14	4,647	4,708	4,877	5,082	5,326	5,528	5,501	5,531	5,632	5,705	5,837	5,770	1,190	20.4
Males.....		4,209	4,263	4,443	4,621	4,843	5,044	4,999	5,005	5,122	5,198	5,352	5,283	1,143	21.4
Females.....		438	445	434	461	483	484	502	526	510	507	485	487	92	17.5
Cutlery and tools.....	50	3,587	3,785	3,897	4,014	3,971	3,849	3,945	4,028	3,993	4,175	4,303	4,341	754	17.4
Males.....		3,285	3,499	3,573	3,653	3,620	3,525	3,609	3,665	3,595	3,777	3,910	3,964	679	17.1
Females.....		302	286	324	363	351	324	336	363	398	398	393	377	112	28.1
Doors and shutters.....	8	372	377	380	396	397	419	416	408	380	403	403	409	47	11.2
Males.....		370	375	378	394	395	417	414	406	378	401	401	407	47	11.3
Females.....		2	2	2	2	2	2	2	2	2	2	2	2		(1)
Files.....	5	194	201	204	208	209	221	222	224	216	230	233	242	48	19.8
Males.....		179	185	190	193	193	204	204	208	199	209	214	222	43	19.4
Females.....		15	16	14	15	16	17	18	16	17	21	19	20	7	(1)
Forgings.....	35	4,619	4,962	5,194	5,401	5,417	5,599	5,748	5,847	5,954	6,078	6,164	6,237	1,618	25.9
Males.....		4,607	4,950	5,182	5,388	5,406	5,586	5,730	5,830	5,943	6,065	6,153	6,229	1,622	26.0
Females.....		12	12	13	13	11	13	18	17	11	13	11	8	10	(1)
Foundry and machine-shop products.....	1,048	104,973	110,364	114,598	113,483	112,490	116,806	115,565	118,716	118,658	119,187	121,914	124,489	19,511	15.7
Males.....		103,435	108,769	112,979	111,741	110,592	114,873	113,661	116,781	116,629	117,088	119,682	122,330	18,895	15.4
Females.....		1,543	1,595	1,619	1,742	1,898	1,933	1,904	1,935	2,029	2,099	2,232	2,159	689	30.9
Nails and spikes, cut and wrought, including wire nails, not made in steel works or rolling mills.....	5	294	285	279	299	294	290	309	300	305	301	306	298	30	9.7
Males.....		170	155	163	164	169	173	179	169	185	175	196	198	43	21.7
Females.....		124	130	116	135	125	117	130	131	120	126	110	100	35	25.9
Pumps, not including steam pumps.....	16	1,194	1,212	1,188	1,109	1,081	1,054	1,047	1,021	1,081	1,089	1,132	1,238	217	17.5
Males.....		1,194	1,212	1,188	1,109	1,077	1,042	1,038	1,017	1,077	1,088	1,132	1,234	217	17.6
Females.....						4	12	9	4	4	1		4		(1)
Safes and vaults.....	11	1,811	1,815	1,842	1,798	1,787	1,842	1,838	1,831	1,831	1,830	1,848	1,869	12	4.4
Males.....		1,807	1,812	1,839	1,795	1,782	1,837	1,833	1,826	1,826	1,824	1,840	1,861	8	4.2
Females.....		4	3	3	3	5	5	5	5	5	6	8	9		(1)

¹ Not computed owing to small number represented.

60429-32-8

TABLE A.—Fluctuation in employment in industries other than mining and quarrying in Ohio, 1914 to 1929, by occupation group, industry, and sex—Continued

1916: WAGE EARNERS—Continued

Industry and sex	Number of establishments reporting	Number employed on the 15th of each month												Variation from maximum	
		January	February	March	April	May	June	July	August	September	October	November	December	Number	Per cent
		Manufactures—Continued.													
Iron and steel and their products—Continued.															
Screws, machine.....	3	543	560	579	611	588	558	616	663	674	651	653	627	131	19.4
Males.....		422	404	432	458	438	417	455	488	505	475	450	463	101	20.0
Females.....		121	156	147	153	150	141	161	175	169	176	203	164	82	40.4
Sewing machines, cases, and attachments.....	3	2,527	2,768	2,865	2,883	3,000	3,173	3,241	3,172	3,330	3,417	3,557	3,067	890	26.0
Males.....		2,356	2,577	2,652	2,648	2,737	2,879	2,900	2,829	2,964	3,067	3,035	2,763	711	23.2
Females.....		171	191	213	235	263	294	341	343	366	350	522	304	195	53.3
Springs, steel, car and carriage.....	7	2,546	2,745	2,815	2,785	2,698	2,902	2,699	2,692	2,692	2,646	2,368	2,481	356	12.3
Males.....		2,546	2,745	2,815	2,785	2,698	2,902	2,699	2,692	2,692	2,646	2,368	2,481	356	12.3
Steel works and rolling mills.....	51	50,213	54,542	55,947	56,590	58,615	60,869	58,130	62,007	62,980	61,681	64,768	65,432	15,219	23.3
Males.....		50,128	54,455	55,846	56,466	58,490	60,720	57,967	61,537	62,807	61,507	64,589	65,250	15,122	23.2
Females.....		85	87	101	124	125	149	163	170	173	174	179	182	97	53.3
Stoves and furnaces.....	85	8,545	9,440	9,469	9,453	9,594	9,783	9,385	9,309	9,458	9,740	10,170	10,295	1,750	17.0
Males.....		8,481	9,377	9,400	9,386	9,527	9,718	9,323	9,303	9,396	9,678	10,103	10,226	1,745	17.1
Females.....		64	63	69	67	67	65	62	66	62	62	67	69	7	(1)
Tin plate and terneplate.....	6	4,042	4,029	4,180	4,044	4,272	4,177	3,836	4,493	4,625	4,649	4,583	4,550	813	17.5
Males.....		3,933	3,916	4,054	3,930	4,145	4,049	3,719	4,366	4,483	4,500	4,438	4,408	781	17.4
Females.....		109	113	126	114	127	128	117	127	142	149	145	142	40	26.9
Wire.....	10	5,908	6,374	6,155	6,024	6,153	6,247	6,111	6,211	6,477	6,550	6,780	6,887	979	14.3
Males.....		5,860	6,318	6,102	6,087	6,105	6,192	6,063	6,162	6,430	6,498	6,721	6,830	970	14.2
Females.....		48	56	53	37	53	55	48	49	47	52	59	57	9	22
Wirework, including wire rope and cable.....	36	723	715	760	762	740	749	727	706	731	731	716	734	56	7.3
Males.....		638	630	667	671	650	654	636	617	636	638	618	637	54	8.0
Females.....		85	85	93	91	90	95	91	89	95	93	98	97	13	(1)
Iron and steel and their products, n. o. c.....	42	2,986	2,971	3,105	3,161	3,142	3,163	3,175	3,076	3,265	3,527	3,678	3,745	774	20.7
Males.....		2,967	2,949	3,081	3,138	3,118	3,138	3,151	3,048	3,236	3,493	3,651	3,710	770	20.7
Females.....		19	22	24	23	24	25	24	28	29	27	26	26	10	20.7
Leather and its finished products.....	161	18,075	18,709	18,600	18,123	18,160	18,529	18,736	18,669	17,962	17,735	18,256	18,590	1,001	5.3
Males.....		11,779	12,162	12,178	11,871	11,790	11,975	12,006	12,055	11,593	11,504	11,805	11,976	674	5.5
Females.....		6,296	6,547	6,422	6,252	6,370	6,554	6,640	6,614	6,369	6,231	6,451	6,623	409	6.2
Boots and shoes, including cut stock and find-ings.....	67	15,101	15,441	15,243	14,857	14,965	15,325	15,430	15,372	14,707	14,503	14,912	15,442	939	6.1
Males.....		9,072	9,177	9,112	8,917	8,902	9,082	9,101	9,054	8,682	8,600	8,807	9,160	577	6.3
Females.....		6,029	6,264	6,131	5,940	6,063	6,243	6,329	6,288	6,045	5,903	6,105	6,273	426	6.7

Leather, tanned, curried, and finished	26	1,528	1,650	1,662	1,672	1,703	1,696	1,733	1,759	1,731	1,730	1,787	1,728	259	14.5
Males		1,524	1,646	1,658	1,667	1,697	1,690	1,727	1,755	1,727	1,727	1,782	1,723	258	14.5
Females		4	4	4	5	6	6	6	4	4	3	5	5	3	(1)
Saddlery and harness	31	591	726	764	653	559	544	607	563	578	563	579	588	220	28.8
Males		564	695	733	619	530	515	574	533	531	508	520	523	230	31.4
Females		27	31	31	34	29	29	33	30	47	60	59	65	38	(1)
Trunks and valises	16	212	219	234	229	233	247	263	270	262	263	281	270	69	24.6
Males		191	195	211	206	206	218	233	237	230	231	252	245	61	24.2
Females		21	24	23	23	27	29	30	33	32	32	29	25	12	(1)
Leather and its finished products, n. o. c.	21	643	673	697	712	700	717	703	705	684	676	697	571	146	20.4
Males		428	449	464	462	455	470	461	446	443	443	444	316	154	32.3
Females		215	224	233	250	245	247	242	259	241	233	253	255	44	17.0
Liquors and beverages	192	5,788	5,828	5,978	6,160	6,346	6,736	7,083	7,368	6,993	6,475	6,448	6,325	1,580	21.4
Males		5,696	5,736	5,878	6,058	6,247	6,634	6,977	7,242	6,876	6,347	6,289	6,188	1,546	21.3
Females		92	92	100	102	99	102	106	126	117	128	159	137	67	42.1
Liquors, distilled	9	350	357	413	405	404	435	429	434	451	400	464	454	114	24.6
Males		306	310	361	353	350	379	372	370	316	323	359	375	73	19.3
Females		44	47	52	52	54	56	57	64	65	77	105	79	61	(1)
Liquors, malt	103	4,809	4,840	4,908	5,061	5,232	5,574	5,882	6,106	5,844	5,322	5,296	5,165	1,297	21.2
Males		4,796	4,827	4,895	5,048	5,219	5,559	5,867	6,091	5,828	5,306	5,280	5,149	1,295	21.3
Females		13	13	13	13	13	15	15	15	15	16	16	16	3	(1)
Mineral and soda waters	63	394	398	426	463	434	518	577	625	636	646	423	432	231	37.0
Males		374	379	407	443	475	500	557	593	516	468	404	411	219	36.9
Females		20	19	19	20	19	18	20	32	20	16	19	21	16	(1)
Liquors and beverages, n. o. c.	17	235	233	231	231	216	209	195	203	232	269	265	274	79	28.8
Males		220	220	215	214	203	196	181	188	216	250	246	253	72	28.5
Females		15	13	16	17	13	13	14	15	16	19	19	21	8	(1)
Lumber and its remanufactures	860	26,343	27,190	27,942	28,173	27,743	28,784	28,661	28,690	29,094	29,095	29,911	29,793	3,568	11.9
Males		24,959	25,755	26,441	26,688	26,351	27,362	27,238	27,293	27,668	27,673	28,417	28,378	3,458	12.2
Females		1,384	1,435	1,501	1,485	1,392	1,422	1,423	1,397	1,426	1,422	1,494	1,415	117	7.8
Baskets and rattan and willow ware	20	408	423	437	459	530	575	571	546	518	392	402	341	234	40.7
Males		280	302	299	312	368	411	404	388	370	278	272	233	178	43.3
Females		128	126	138	147	162	164	167	158	148	114	130	108	59	35.3
Boxes, cigar	17	376	371	382	373	365	367	370	391	392	375	388	401	36	9.0
Males		138	134	136	134	136	132	138	147	148	139	145	150	18	12.0
Females		238	237	246	239	229	235	232	244	244	236	243	251	22	8.8
Coffins, burial cases, and undertakers' goods	21	1,314	1,438	1,500	1,457	1,309	1,339	1,291	1,290	1,307	1,360	1,391	1,426	210	14.0
Males		1,098	1,220	1,258	1,220	1,113	1,140	1,106	1,104	1,117	1,161	1,189	1,222	160	12.7
Females		216	218	242	237	196	199	185	186	190	199	202	204	57	23.6
Cooperage and related wooden goods	85	1,673	1,694	1,872	1,940	1,928	1,937	1,900	1,962	1,951	1,940	2,006	1,921	333	37.6
Males		1,673	1,694	1,870	1,938	1,926	1,935	1,900	1,962	1,949	1,938	2,006	1,917	333	37.6
Females				2	2	2	2							4	(1)
Furniture and refrigerators	166	9,478	9,899	10,158	10,245	9,675	10,139	10,050	10,309	10,315	10,458	10,602	10,544	1,124	10.6
Males		9,161	9,563	9,810	9,890	9,330	9,801	9,699	9,975	9,970	10,108	10,227	10,198	1,066	10.4
Females		317	336	348	355	345	338	351	334	345	350	375	346	58	15.5
Looking-glass and picture frames	7	248	354	383	383	375	359	389	385	405	406	402	386	158	38.9
Males		247	344	368	368	357	345	368	363	383	379	373	363	136	35.5
Females		1	10	15	15	14	14	21	22	22	27	29	23	28	(1)
Lumber and planing-mill products	481	9,355	9,494	9,708	10,079	10,530	10,900	10,867	10,675	10,766	10,681	11,050	11,027	1,695	15.3
Males		9,325	9,465	9,671	10,039	10,490	10,851	10,813	10,631	10,721	10,635	10,990	10,970	1,665	15.2
Females		30	29	37	40	50	49	54	44	45	46	60	55	31	(1)

1 Not computed owing to small number represented.

TABLE A.—Fluctuation in employment in industries other than mining and quarrying in Ohio, 1914 to 1929, by occupation group, industry, and sex—Continued

1916: WAGE EARNERS—Continued

Industry and sex	Number of establishments reporting	Number employed on the 15th of each month												Variation from maximum	
		January	February	March	April	May	June	July	August	September	October	November	December	Number	Per cent
Manufactures—Continued.															
Lumber and its remanufactures—Continued.															
Matches.....	4	2,181	2,145	2,096	1,866	1,673	1,845	1,857	1,794	2,100	2,116	2,300	2,303	630	27.4
Males.....		1,767	1,712	1,671	1,463	1,327	1,472	1,489	1,430	1,715	1,716	1,892	1,925	598	31.1
Females.....		414	433	425	403	346	373	368	364	385	400	408	378	87	20.1
Wood, turned and carved.....	41	830	861	880	805	808	739	763	764	785	802	824	908	169	18.6
Males.....		797	822	839	765	767	697	724	725	747	761	784	869	172	19.8
Females.....		33	39	41	40	41	42	39	39	38	41	40	39	9	(1)
Lumber and its remanufactures, n. o. c.....	18	480	506	526	566	554	584	603	574	555	565	546	536	123	20.4
Males.....		473	499	519	559	547	578	597	568	548	558	539	529	124	20.8
Females.....		7	7	7	7	7	6	6	6	7	7	7	7	1	(1)
Metals and metal products, other than iron and steel															
Males.....	331	23,046	24,177	24,732	24,389	24,780	25,491	25,074	25,509	25,092	25,573	25,970	26,088	3,042	11.7
Females.....		18,493	19,444	19,971	19,556	19,981	20,687	20,411	20,606	20,063	20,377	20,488	20,597	2,194	10.6
Brass and bronze products.....	56	4,553	4,733	4,762	4,833	4,799	4,804	4,663	4,903	5,029	5,196	5,482	5,491	938	17.1
Males.....		2,343	2,462	2,545	2,528	2,509	2,626	2,729	2,602	2,672	2,838	2,896	2,896	456	16.3
Females.....		2,210	2,271	2,217	2,305	2,290	2,178	2,034	2,301	2,357	2,358	2,586	2,595	482	15.2
Clocks and watches, including cases and materials.....	7	1,026	1,050	1,065	1,079	1,102	1,110	1,098	1,120	1,088	1,061	1,064	1,046	94	8.4
Males.....		738	716	724	737	767	762	766	744	730	741	734	734	64	8.5
Females.....		288	334	341	342	335	348	332	376	358	320	330	312	42	11.9
Copper, tin, and sheet-iron products.....	162	13,680	14,528	14,798	14,458	14,881	15,371	15,233	15,064	14,648	14,892	15,354	15,333	1,691	11.0
Males.....		12,111	12,845	13,111	12,695	13,168	13,634	13,519	13,284	12,891	13,045	13,411	13,400	1,523	11.2
Females.....		1,569	1,683	1,687	1,743	1,712	1,737	1,714	1,780	1,757	1,847	1,943	1,933	374	19.2
Electroplating.....	16	273	311	320	325	331	334	357	349	361	361	359	345	88	24.4
Males.....		269	307	326	322	328	329	353	345	350	357	354	340	88	24.6
Females.....		4	4	4	3	3	5	4	4	4	4	5	5	2	(1)
Gas and electric fixtures and lamps and reflectors															
Males.....	41	4,942	5,039	5,185	5,201	5,130	5,216	4,828	5,340	5,530	5,682	5,801	6,005	1,177	19.6
Females.....		2,375	2,413	2,555	2,589	2,508	2,618	2,543	2,701	2,704	2,774	2,708	2,873	498	17.3
Jewelry.....	23	2,567	2,626	2,680	2,612	2,627	2,638	2,285	2,639	2,826	2,908	3,098	3,132	847	27.0
Males.....		430	432	407	412	395	422	427	425	440	461	464	472	77	18.3
Females.....		366	372	351	343	340	358	362	363	369	384	383	392	52	11.3
		64	60	56	69	55	64	65	62	71	77	81	80	26	(1)

TABLE A.—Fluctuation in employment in industries other than mining and quarrying in Ohio, 1914 to 1929, by occupation group, industry, and sex—Continued

1916: WAGE EARNERS—Continued

Industry and sex	Number of establishments reporting	Number employed on the 15th of each month												Variation from maximum	
		January	February	March	April	May	June	July	August	September	October	November	December	Number	Per cent
Manufactures—Continued.															
Stone, clay, and glass products—Continued.															
Line	3	242	254	284	267	292	314	298	292	282	301	301	289	72	22.9
Males		242	254	284	267	292	314	298	292	282	301	301	289	72	22.9
Marble and stone work	88	564	608	645	698	729	757	739	731	741	698	670	653	193	25.5
Males		563	608	642	697	728	756	738	730	740	698	670	653	193	25.5
Females		1	1	1	1	1	1	1	1	1	1	1	1	1	(1)
Pottery, terra-cotta and fire-clay products	193	19,840	20,115	20,323	20,400	20,711	20,001	20,611	20,938	20,884	20,868	21,109	21,053	1,269	6.0
Males		16,156	16,367	16,586	16,651	16,934	16,207	16,861	17,207	17,121	17,073	17,203	17,162	1,051	6.1
Females		3,684	3,748	3,737	3,749	3,777	3,794	3,750	3,731	3,763	3,795	3,906	3,891	222	5.7
Wall plaster	8	265	332	337	340	418	483	505	512	521	527	519	508	262	49.7
Males		263	330	335	339	416	481	504	511	521	526	517	506	263	50.0
Females		2	2	2	1	2	1	1	1	1	1	2	2	2	(1)
Stone, clay, and glass products, n. o. c.	94	480	504	508	528	535	592	563	576	578	586	578	553	112	18.9
Males		477	501	505	526	532	589	560	573	575	581	573	548	112	19.0
Females		3	3	3	2	3	3	3	3	3	5	5	5	3	(1)
Textiles	678	37,202	39,390	39,847	39,342	38,052	38,226	38,767	39,535	39,486	40,084	38,581	38,590	2,882	7.2
Males		12,850	13,344	13,775	13,543	13,037	13,208	13,293	13,583	13,565	13,651	13,302	13,200	925	6.7
Females		24,352	26,046	26,072	25,799	25,015	25,018	25,474	25,952	25,921	26,433	25,279	25,390	2,061	7.9
Awning, tents, and sails	30	462	521	576	689	797	796	719	654	619	591	580	572	335	42.0
Males		198	219	245	317	381	399	346	300	298	296	278	260	201	50.4
Females		264	302	331	372	416	397	373	354	321	295	302	312	152	36.5
Bags, other than paper	7	692	674	679	697	708	707	743	748	740	771	764	767	97	12.6
Males		227	219	229	236	285	240	248	253	245	262	256	263	44	16.7
Females		465	455	450	461	423	467	495	495	495	509	508	504	50	11.6
Clothing, men's, including shirts	153	9,836	10,074	10,375	10,447	10,396	10,301	10,144	10,234	10,386	10,517	10,358	10,355	681	6.5
Males		2,742	2,833	2,944	2,972	2,989	2,933	2,869	2,932	2,975	3,057	2,975	2,880	315	10.3
Females		7,094	7,241	7,431	7,475	7,407	7,368	7,275	7,302	7,411	7,460	7,386	7,475	361	5.1
Clothing, women's	105	8,601	9,490	9,551	9,098	8,171	8,647	9,141	9,989	9,578	9,752	8,629	8,207	1,818	18.2
Males		3,050	3,269	3,333	3,063	2,712	2,985	3,261	3,641	3,490	3,447	3,061	2,610	929	25.5
Females		5,551	6,221	6,218	6,015	5,459	5,662	5,880	6,348	6,088	6,305	5,568	5,597	1,051	16.6
Cordage, twine, jute, and linen goods	6	1,107	1,170	1,285	1,213	1,057	1,013	1,002	822	886	918	1,037	1,150	463	36.0
Males		989	1,035	1,152	1,060	885	856	825	682	738	738	840	950	470	40.8
Females		118	135	133	153	172	157	177	140	151	180	197	200	82	41.0
Custom tailoring, men's and women's	171	1,574	1,585	1,665	1,735	1,726	1,687	1,543	1,282	1,558	1,720	1,741	1,707	459	26.4
Males		693	690	735	761	759	731	675	681	738	760	753	733	86	11.3
Females		891	895	930	974	967	956	868	601	820	960	988	974	387	39.2

Dyeing and finishing textiles	3	268	270	271	269	273	280	274	275	280	285	278	284	17	6.0
Males		238	242	242	242	244	260	247	247	251	255	250	256	18	7.0
Females		30	28	29	27	29	30	27	28	29	30	28	28		(1)
Flags, banners, and regalia	11	960	1,035	1,036	1,036	1,031	1,030	1,012	986	1,009	1,004	990	1,002	76	7.3
Males		380	390	405	409	400	405	396	404	406	404	401	406	29	7.1
Females		580	612	630	627	631	625	616	582	603	600	589	596	51	8.1
Furnishing goods, men's	17	574	620	638	634	638	638	635	658	666	668	683	670	109	16.0
Males		152	170	169	169	172	173	167	172	174	167	172	167	22	12.6
Females		422	450	469	465	466	465	465	486	492	501	511	508	89	17.4
Gloves, cloth and cotton	31	2,162	2,119	2,119	2,091	2,209	2,302	2,330	2,240	2,261	2,326	2,354	2,426	535	20.4
Males		276	266	265	255	272	283	285	283	287	294	309	312	57	18.3
Females		1,886	1,853	1,854	1,836	1,937	2,019	2,045	1,957	1,974	2,032	2,045	2,314	478	20.7
Hats and caps, other than felt, straw, and wool	15	415	420	422	416	414	425	368	358	412	415	423	434	76	17.5
Males		150	154	153	157	156	159	154	135	153	150	157	162	27	16.7
Females		265	266	269	259	258	266	214	223	259	265	266	272	58	21.3
Horse clothing	3	421	439	440	433	452	448	455	439	442	438	473	494	73	14.8
Males		191	201	200	190	203	205	207	199	195	188	199	209	21	10.0
Females		230	238	240	243	249	243	248	240	247	250	274	285	55	19.3
Hosiery and knit goods	28	3,687	3,821	3,980	4,038	4,135	4,146	4,263	4,228	4,257	4,294	4,313	4,278	626	14.5
Males		834	859	890	925	920	927	913	919	932	936	930	947	113	11.9
Females		2,853	2,962	3,090	3,113	3,215	3,219	3,350	3,309	3,325	3,358	3,383	3,331	530	15.7
Millinery and lace goods	35	1,553	2,215	1,807	1,602	1,118	841	1,186	1,699	1,513	1,479	927	955	1,374	62.0
Males		425	454	455	445	403	334	368	424	404	396	358	345	121	26.6
Females		1,128	1,761	1,352	1,157	715	507	818	1,275	1,109	1,083	569	610	1,254	71.2
Oilcloth and linoleum	5	285	300	304	303	305	316	316	326	301	300	307	317	41	12.6
Males		285	300	304	303	303	310	309	319	290	289	297	307	34	10.7
Females							6	7	7	11	11	10	10		(1)
Shoddy	3	442	442	440	415	392	395	389	387	390	393	395	417	55	12.4
Males		312	315	312	289	264	270	269	260	264	267	268	286	55	17.5
Females		130	127	128	126	128	125	120	127	126	126	127	131	11	8.4
Woolen, worsted, and felt goods	16	2,997	3,018	3,050	3,010	3,027	3,042	3,038	3,025	2,966	3,023	3,112	3,140	174	5.5
Males		984	990	997	984	986	989	1,004	995	973	1,013	1,049	1,043	76	7.2
Females		2,013	2,028	2,053	2,026	2,041	2,053	2,034	2,030	1,993	2,010	2,063	2,097	104	5.0
Textiles, n. o. c.	39	1,166	1,210	1,210	1,216	1,203	1,212	1,209	1,185	1,222	1,190	1,217	1,215	56	4.6
Males		734	738	745	746	753	759	750	752	765	732	752	764	33	4.3
Females		432	472	465	470	450	453	459	448	457	458	465	451	40	8.5
Tobacco manufactures	242	12,205	12,798	12,787	12,296	11,825	11,835	11,627	11,466	11,528	11,832	12,136	12,448	1,332	10.4
Males		4,095	4,408	4,370	3,899	3,851	3,741	3,800	3,755	3,796	3,874	3,933	3,967	15.1	1.1
Females		8,110	8,390	8,417	8,160	7,926	7,984	7,886	7,666	7,773	8,006	8,262	8,515	849	10.0
Vehicles for land transportation	358	47,263	51,231	52,932	53,176	53,405	53,684	54,762	55,938	57,086	56,525	53,478	54,397	9,823	17.2
Males		45,495	49,261	50,873	50,997	51,276	51,467	52,660	53,752	54,867	54,284	51,461	52,100	9,372	17.1
Females		1,768	1,970	2,059	2,179	2,129	2,217	2,102	2,186	2,219	2,241	2,017	2,297	529	23.0
Automobiles, including bodies and parts	132	36,497	39,742	41,499	41,441	42,134	42,008	42,869	43,938	45,055	44,301	40,724	41,531	8,558	19.0
Males		35,071	38,125	39,617	39,637	40,387	40,164	41,130	42,077	43,158	42,399	39,070	39,627	8,067	18.7
Females		1,426	1,617	1,683	1,804	1,747	1,844	1,739	1,861	1,897	1,902	1,654	1,904	478	25.1
Bicycles, motor cycles, and parts	8	896	957	961	965	1,035	1,013	965	825	899	923	952	1,009	210	20.3
Males		855	908	909	941	991	962	913	778	851	868	890	944	213	21.5
Females		43	49	52	44	44	51	52	47	48	55	53	65	22	(1)

1 Not computed owing to small number represented.

TABLE A.—Fluctuation in employment in industries other than mining and quarrying in Ohio, 1914 to 1929, by occupation group, industry, and sex—Continued

1916: WAGE EARNERS—Continued

Industry and sex	Number of establishments reporting	Number employed on the 15th of each month												Variation from maximum	
		January	February	March	April	May	June	July	August	September	October	November	December	Number	Per cent
Manufactures—Continued.															
Vehicles for land transportation—Continued.															
Carriages and sleds, children's.....	6	1,286	1,407	1,420	1,419	1,408	1,436	1,382	1,456	1,433	1,457	1,567	1,522	281	17.9
Males.....		1,205	1,324	1,337	1,342	1,329	1,365	1,315	1,396	1,373	1,394	1,500	1,454	235	19.7
Females.....		81	83	83	77	79	71	67	60	60	63	67	68	28	(1)
Carriages, wagons, and materials.....	197	4,630	4,953	5,130	5,335	5,336	5,507	5,407	5,436	5,233	5,122	5,286	5,375	877	15.9
Males.....		4,415	4,735	4,892	5,083	5,079	5,259	5,166	5,221	5,022	4,903	5,045	5,116	844	16.0
Females.....		215	218	238	252	257	248	241	215	211	219	241	259	48	18.5
Cars, steam railroad, not including operations of railroad companies.....	9	2,980	3,135	2,984	3,043	2,576	2,713	3,062	3,143	3,327	3,592	3,836	3,866	1,290	33.4
Males.....		2,979	3,134	2,983	3,042	2,575	2,712	3,061	3,142	3,326	3,591	3,835	3,865	1,290	33.4
Females.....		1	1	1	1	1	1	1	1	1	1	1	1		(1)
Cars, street railroad, not including operations of railroad companies.....	4	893	957	866	885	852	930	1,007	1,067	1,070	1,061	1,040	1,021	218	20.4
Males.....		891	955	864	884	851	928	1,005	1,065	1,068	1,060	1,039	1,021	217	20.3
Females.....		2	2	2	1	1	2	2	2	2	1	1	1	2	(1)
Vehicles for land transportation, n. o. c.....	2	79	80	72	68	64	77	70	73	69	69	73	73	16	(1)
Males.....		79	80	72	68	64	77	70	73	69	69	73	73	16	(1)
Miscellaneous industries.....	663	42,766	45,765	48,562	51,813	53,783	56,103	56,523	57,110	56,267	56,617	57,360	57,429	14,663	25.5
Males.....		36,746	39,149	41,140	43,183	44,887	47,060	47,223	47,643	46,739	46,613	47,194	47,335	10,897	22.9
Females.....		6,020	6,616	7,422	8,630	8,896	9,043	9,300	9,467	9,528	10,004	10,166	10,094	4,146	40.8
Agricultural implements.....	50	5,120	5,407	5,538	5,472	5,197	5,140	4,753	4,600	4,723	4,702	4,905	5,307	938	16.9
Males.....		5,093	5,380	5,512	5,446	5,169	5,113	4,725	4,570	4,686	4,665	4,868	5,269	942	17.1
Females.....		27	27	26	26	28	27	28	30	37	37	37	38	12	(1)
Brooms and mops.....	23	259	272	272	271	260	252	249	266	270	266	270	260	23	8.5
Males.....		226	239	238	237	228	222	219	219	232	239	231	228	20	8.4
Females.....		33	33	34	34	32	30	30	30	34	31	32	32	4	(1)
Brushes.....	10	345	372	395	387	407	377	370	373	337	365	367	402	62	15.2
Males.....		245	263	283	273	290	273	269	274	256	249	249	281	45	15.5
Females.....		100	109	112	114	117	104	101	106	113	109	118	121	21	17.4
Coke.....	3	321	338	327	330	341	341	331	364	361	414	418	452	131	29.0
Males.....		321	338	327	330	341	341	331	364	361	414	418	452	131	29.0
Dentists' materials.....	10	448	456	456	454	459	473	494	500	508	510	512	513	65	12.7
Males.....		287	293	291	290	295	300	315	318	318	318	323	324	41	12.5
Females.....		161	163	165	164	164	173	179	182	190	192	184	189	31	16.1

TABLE A.—Fluctuation in employment in industries other than mining and quarrying in Ohio, 1914 to 1929, by occupation group, industry, and sex—Continued

1916: WAGE EARNERS—Continued

Industry and sex	Number of establishments reporting	Number employed on the 15th of each month												Variation from maximum	
		January	February	March	April	May	June	July	August	September	October	November	December	Number	Per cent
Manufactures—Continued.															
Miscellaneous Industries—Continued.															
Washing machines and clothes wringers.....	10	170	196	201	211	216	227	215	225	224	219	218	222	57	25.1
Males.....		167	193	198	208	213	224	212	222	221	216	215	219	57	25.4
Females.....		3	3	3	3	3	3	3	3	3	3	3	3	(1)	
Miscellaneous industries, n. o. c.....	77	1, 674	1, 695	1, 766	1, 805	1, 779	1, 851	1, 850	1, 897	1, 923	1, 951	2, 002	2, 010	336	16.7
Males.....		1, 232	1, 247	1, 310	1, 308	1, 292	1, 346	1, 359	1, 354	1, 378	1, 372	1, 402	1, 428	196	13.7
Females.....		442	448	456	497	487	505	491	543	545	579	600	582	158	26.3
Service.....	1, 788	29, 909	30, 048	30, 510	31, 212	32, 104	32, 984	33, 452	34, 056	33, 140	33, 321	33, 271	32, 499	4, 147	12.2
Males.....		17, 908	17, 965	18, 316	18, 878	19, 505	19, 948	20, 244	20, 853	20, 134	20, 450	20, 383	20, 054	2, 945	14.1
Females.....		12, 001	12, 083	12, 194	12, 334	12, 599	13, 036	13, 208	13, 203	13, 006	12, 871	12, 888	12, 445	1, 207	9.1
Amusement parks.....	45	407	421	442	602	1, 041	1, 971	2, 040	1, 711	646	472	479	473	1, 633	80.0
Males.....		364	378	399	556	893	1, 444	1, 482	1, 461	553	436	436	423	1, 118	75.4
Females.....		43	43	43	46	148	527	558	260	93	36	43	50	522	93.5
Barbers.....	24	224	224	223	225	223	233	232	232	232	234	233	237	14	5.9
Males.....		199	199	198	199	199	207	207	208	206	208	207	211	13	6.2
Females.....		25	25	25	26	24	26	25	25	24	26	26	26	2	(1)
Garages.....	295	2, 169	2, 242	2, 431	2, 613	2, 732	2, 866	3, 063	3, 252	3, 336	3, 205	3, 232	3, 142	1, 167	35.0
Males.....		2, 136	2, 210	2, 398	2, 578	2, 698	2, 824	3, 024	3, 208	3, 291	3, 159	3, 187	3, 100	1, 155	35.1
Females.....		33	32	33	35	34	42	39	44	45	46	45	42	14	(1)
Hospitals.....	18	378	383	385	393	391	399	402	397	396	429	398	392	51	11.9
Males.....		72	71	71	77	77	79	79	80	78	95	97	96	26	(1)
Females.....		306	312	314	316	314	320	323	317	318	334	301	296	38	11.4
Hotels.....	300	8, 273	8, 299	8, 321	8, 456	8, 695	8, 646	8, 784	9, 085	8, 915	9, 007	8, 907	8, 769	812	8.9
Males.....		5, 357	5, 350	5, 332	5, 493	5, 644	5, 570	5, 624	5, 829	5, 718	5, 857	5, 748	5, 672	525	9.0
Females.....		2, 916	2, 949	2, 989	2, 963	3, 051	3, 076	3, 160	3, 256	3, 197	3, 150	3, 159	3, 097	340	10.4
Laundries and dry cleaners.....	281	8, 076	8, 097	8, 194	8, 404	8, 537	8, 510	8, 692	8, 817	8, 665	8, 589	8, 588	8, 101	741	8.4
Males.....		2, 620	2, 635	2, 696	2, 783	2, 813	2, 782	2, 853	2, 858	2, 787	2, 786	2, 839	2, 747	238	8.3
Females.....		5, 456	5, 462	5, 508	5, 621	5, 719	5, 728	5, 839	5, 959	5, 878	5, 803	5, 749	5, 354	605	10.2
Office buildings.....	186	2, 893	2, 926	2, 943	2, 923	2, 918	2, 893	2, 914	2, 905	2, 926	2, 955	3, 033	3, 028	140	4.6
Males.....		1, 973	1, 968	1, 990	1, 949	1, 952	1, 934	1, 944	1, 946	1, 967	1, 979	1, 998	2, 009	75	3.7
Females.....		920	958	953	974	966	959	970	959	959	976	1, 035	1, 019	115	11.1
Restaurants.....	272	3, 679	3, 674	3, 734	3, 824	3, 816	3, 931	3, 867	4, 074	4, 143	4, 419	4, 454	4, 418	780	17.5
Males.....		2, 026	2, 008	2, 042	2, 097	2, 098	2, 176	2, 141	2, 264	2, 289	2, 562	2, 566	2, 531	558	21.7
Females.....		1, 653	1, 666	1, 692	1, 727	1, 718	1, 755	1, 726	1, 810	1, 854	1, 857	1, 888	1, 887	236	12.4

Saloons.....	115	1,323	1,293	1,295	1,287	1,288	1,295	1,288	1,283	1,299	1,316	1,312	1,319	40	3.0
Males.....		1,123	1,093	1,101	1,094	1,096	1,091	1,090	1,086	1,100	1,120	1,120	1,121	37	3.3
Females.....		200	196	194	193	192	204	198	197	199	196	192	198	12	5.9
Theaters.....	122	1,661	1,666	1,693	1,569	1,440	1,205	1,127	1,229	1,641	1,680	1,687	1,642	506	33.4
Males.....		1,293	1,306	1,329	1,218	1,091	888	845	953	1,188	1,318	1,376	1,270	454	36.4
Females.....		368	360	364	356	349	317	282	296	353	362	361	372	90	24.2
Service, n. o. c.....	130	826	823	849	916	1,023	1,035	1,043	1,070	1,041	1,015	998	978	247	23.1
Males.....		745	742	770	839	939	953	955	980	955	930	909	874	238	24.3
Females.....		81	81	79	77	84	82	88	90	86	85	89	104	27	26.0
Trade.....	4,437	36,120	36,017	36,817	38,204	38,199	38,365	37,769	37,636	39,051	40,507	41,210	41,651	5,634	13.5
Males.....		29,897	29,886	30,095	30,904	31,173	31,595	31,369	31,623	32,227	33,043	33,675	34,100	4,214	12.4
Females.....		6,223	6,131	6,719	7,300	7,026	6,770	6,390	6,013	6,824	7,464	7,535	7,551	1,538	20.4
Offices.....	369	1,230	1,252	1,215	1,224	1,227	1,221	1,212	1,222	1,219	1,221	1,222	1,217	40	3.2
Males.....		1,151	1,177	1,137	1,151	1,155	1,145	1,143	1,142	1,140	1,151	1,152	1,144	40	3.4
Females.....		75	75	78	73	72	76	69	81	79	70	74	73	12	(1)
Retail delivery, milk, ice, and water.....	35	339	430	368	361	422	474	528	549	538	455	410	436	210	38.3
Males.....		332	423	361	354	415	467	521	542	531	448	403	429	210	38.7
Females.....		7	7	7	7	7	7	7	7	7	7	7	7		(1)
Retail and wholesale stores.....	3,366	27,935	27,755	28,583	29,666	29,432	29,442	28,813	28,550	29,838	31,139	31,788	32,392	4,637	14.3
Males.....		21,970	21,832	22,122	22,823	22,661	22,941	22,781	22,791	23,271	23,923	24,515	25,100	3,213	12.8
Females.....		5,965	5,873	6,461	6,771	6,771	6,501	6,135	5,759	6,567	7,223	7,273	7,292	1,533	21.0
Yards, coal and lumber.....	667	6,616	6,580	6,651	6,953	7,118	7,226	7,206	7,314	7,456	7,602	7,786	7,606	1,206	15.5
Males.....		6,440	6,404	6,473	6,776	6,942	7,042	7,027	7,148	7,285	7,457	7,605	7,427	1,201	15.8
Females.....		176	176	173	177	176	186	179	166	171	171	181	179	20	10.8
Transportation and public utilities.....	1,137	45,201	43,813	44,657	47,622	49,946	51,722	53,025	53,978	54,026	53,053	52,827	51,307	10,213	18.9
Males.....		37,331	35,859	36,538	39,634	41,656	43,199	44,390	45,140	45,295	44,343	43,810	42,349	9,436	20.8
Females.....		7,870	7,954	8,119	8,088	8,290	8,523	8,645	8,838	8,731	8,710	9,008	8,958	1,138	12.6
Cartage (drayage) and storage, including liv- ery stables.....	348	3,818	3,887	3,997	4,169	4,334	4,280	4,326	4,349	4,433	4,472	4,409	4,295	654	14.6
Males.....		3,804	3,870	3,981	4,152	4,317	4,263	4,310	4,334	4,413	4,452	4,387	4,274	646	14.5
Females.....		14	17	16	17	17	17	16	15	20	22	22	21	8	(1)
Electric light and power.....	109	3,376	3,100	2,952	3,646	3,687	3,510	3,493	3,491	3,531	3,553	3,632	3,666	735	19.9
Males.....		3,375	3,099	2,951	3,645	3,686	3,509	3,492	3,490	3,530	3,552	3,631	3,665	735	19.9
Females.....		1	1	1	1	1	1	1	1	1	1	1	1		(1)
Electric railroads.....	73	17,503	17,624	17,916	18,920	19,519	20,043	20,302	20,491	20,402	20,092	19,474	19,483	2,988	14.6
Males.....		17,436	17,557	17,849	18,853	19,448	19,970	20,226	20,412	20,327	20,019	19,401	19,411	2,976	14.6
Females.....		67	67	67	67	71	73	76	79	79	73	73	72	12	(1)
Gas, illuminating and heating.....	9	169	158	158	196	209	199	80	93	113	86	71	80	138	66.0
Males.....		169	158	158	196	209	199	80	93	113	86	71	80	138	66.0
Natural gas.....	83	3,252	2,609	2,522	2,960	3,393	4,015	4,525	4,962	5,139	4,941	5,201	4,741	2,679	51.5
Males.....		3,225	2,579	2,492	2,955	3,370	3,993	4,501	4,932	5,111	4,917	5,172	4,715	2,680	51.8
Females.....		27	30	30	25	23	22	24	24	28	24	29	26	8	(1)
Pipe line (petroleum).....	13	947	848	852	913	956	997	1,034	1,137	1,148	1,057	969	996	300	26.1
Males.....		947	848	852	913	956	997	1,034	1,137	1,148	1,057	969	996	300	26.1
Steam railroads.....	9	190	229	227	239	264	291	312	299	340	338	302	308	150	44.1
Males.....		189	228	226	238	263	290	311	298	339	337	301	307	150	44.2
Females.....		1	1	1	1	1	1	1	1	1	1	1	1		(1)
Stock yards.....	10	190	165	168	163	166	162	168	160	167	181	200	221	63	28.5
Males.....		190	165	168	163	166	162	168	160	167	181	200	221	63	28.5

1 Not computed owing to small number represented.

TABLE A.—Fluctuation in employment in industries other than mining and quarrying in Ohio, 1914 to 1929, by occupation group, industry, and sex—Continued

1916: WAGE EARNERS—Continued

Industry and sex	Number of establishments reporting	Number employed on the 15th of each month												Variation from maximum	
		January	February	March	April	May	June	July	August	September	October	November	December	Number	Per cent
Transportation and public utilities—Contd.															
Telegraph and telephone.....	403	14,242	13,495	13,993	13,994	14,088	14,609	15,030	15,283	15,157	14,879	15,406	15,162	1,911	12.4
Males.....		6,487	5,662	5,994	6,030	5,931	6,232	6,542	6,610	6,586	6,306	6,536	6,331	948	14.3
Females.....		7,755	7,833	7,999	7,964	8,157	8,377	8,488	8,673	8,571	8,573	8,870	8,831	1,115	12.6
Transportation by water, including stevedoring.....	45	1,196	1,376	1,524	2,046	2,935	3,231	3,344	3,286	3,189	3,004	2,685	1,920	2,148	64.2
Males.....		1,191	1,371	1,519	2,033	2,915	3,199	3,305	3,247	3,154	2,988	2,673	1,914	2,114	64.0
Females.....		5	5	5	13	20	32	39	39	35	16	12	6	34	(¹)
Waterworks.....	21	161	163	153	214	236	230	265	278	248	284	306	266	153	50.0
Males.....		161	163	153	214	236	230	265	278	248	284	306	266	153	50.0
Transportation and public utilities, n. o. c.....	14	157	159	165	162	159	155	156	149	159	166	172	169	23	13.4
Males.....		157	159	165	162	159	155	156	149	159	166	172	169	23	13.4

1916: BOOKKEEPERS, STENOGRAPHERS, AND OFFICE CLERKS

ALL INDUSTRIES	20,017	74,114	75,002	76,666	77,267	77,921	79,083	80,237	81,180	81,624	82,223	83,016	83,988	9,874	11.8
Males.....		43,096	43,667	44,714	44,989	45,463	46,298	47,121	47,808	47,786	48,031	48,400	48,856	5,760	11.8
Females.....		31,018	31,335	31,952	32,278	32,458	32,785	33,116	33,372	33,893	34,192	34,616	35,132	4,114	11.7
Agriculture	363	178	196	211	218	203	175	174	169	175	175	170	170	49	22.5
Males.....		54	55	59	58	58	55	57	57	56	52	52	52	7	(¹)
Females.....		124	141	152	160	145	120	117	112	119	123	118	118	48	30.0
Florists, fruit growers, nurserymen, and seedsmen.....	117	142	159	174	182	168	140	137	132	138	141	135	135	50	27.5
Males.....		37	38	42	41	40	38	38	38	37	37	37	37	5	(¹)
Females.....		105	121	132	141	128	102	99	94	101	104	98	98	47	33.3
Agriculture, n. o. c.....	246	36	37	37	36	35	35	37	37	37	34	35	35	3	(¹)
Males.....		17	17	17	17	18	17	19	19	19	15	15	15	4	(¹)
Females.....		19	20	20	19	17	18	18	18	18	19	20	20	3	(¹)
Construction	3,963	1,985	2,011	2,069	2,112	2,181	2,234	2,304	2,330	2,364	2,397	2,401	2,420	435	18.0
Males.....		1,235	1,245	1,289	1,322	1,371	1,415	1,468	1,495	1,518	1,537	1,544	1,562	327	20.9
Females.....		750	766	780	790	810	819	836	835	846	860	857	858	90	10.5

Brick, stone, and cement work.....	404	92	100	103	107	109	114	119	121	121	132	133	141	49	34.8
Males.....		62	70	73	77	78	81	85	88	90	100	100	104	42	40.4
Females.....		30	30	30	30	31	33	34	33	31	32	33	37	7	(¹)
Electrical contracting.....	126	170	169	166	172	177	174	181	181	181	187	183	191	25	13.1
Males.....		72	72	72	77	82	79	84	85	81	82	79	83	13	(¹)
Females.....		98	97	94	95	95	95	97	96	100	105	104	108	14	13.0
General contracting.....	1,502	682	679	708	739	770	791	833	854	884	902	905	899	226	25.0
Males.....		467	461	482	505	529	550	582	604	631	641	649	647	188	29.0
Females.....		215	218	226	234	241	241	251	250	253	261	256	252	46	17.6
Plumbing and steam fitting.....	351	348	349	349	349	356	362	366	362	363	368	377	381	33	8.7
Males.....		174	176	177	178	179	185	186	184	185	188	192	192	18	9.4
Females.....		174	173	172	171	177	177	180	178	178	180	185	189	18	9.5
Sheet-metal work and roofing.....	256	162	162	166	169	174	175	176	176	183	181	178	181	21	11.5
Males.....		84	83	86	85	88	88	88	87	91	89	89	92	9	(¹)
Females.....		78	79	80	84	86	87	88	89	92	92	89	89	14	(¹)
Street, road, and sewer contracting.....	506	193	217	238	227	242	260	270	271	269	269	261	266	78	28.8
Males.....		161	168	184	183	194	208	217	218	215	212	207	215	57	26.1
Females.....		32	49	54	44	48	52	53	53	54	57	54	51	25	(¹)
Construction, n. o. c.....	818	338	335	339	349	353	358	359	365	363	358	364	361	30	8.2
Males.....		215	215	215	217	221	224	226	229	225	225	228	229	14	6.1
Females.....		123	120	124	132	132	134	133	136	138	133	136	132	18	13.0
Fisheries.....	30	37	37	41	40	45	42	41	40	42	42	43	40	9	(¹)
Males.....		27	27	29	34	33	31	29	29	30	31	32	30	7	(¹)
Females.....		10	10	12	12	12	11	12	11	12	11	11	10	2	(¹)
Manufactures.....	8,299	45,322	46,074	47,292	47,649	48,266	49,076	49,817	50,589	50,573	50,881	51,402	52,002	6,680	12.8
Males.....		28,492	29,007	29,756	29,948	30,448	31,017	31,595	32,131	31,945	32,054	32,360	32,752	4,260	13.0
Females.....		16,830	17,067	17,536	17,701	17,818	18,059	18,222	18,458	18,628	18,827	19,042	19,250	2,420	12.6
Chemicals and allied products.....	317	2,953	2,968	3,219	3,034	3,045	3,046	3,079	3,302	3,075	3,094	3,106	3,138	349	10.6
Males.....		1,555	1,550	1,762	1,584	1,602	1,615	1,629	1,842	1,624	1,640	1,618	1,631	292	15.9
Females.....		1,398	1,418	1,457	1,450	1,443	1,431	1,450	1,460	1,451	1,454	1,488	1,507	109	7.2
Baking powder and yeast.....	4	149	146	148	147	147	148	151	153	152	147	147	148	7	4.6
Males.....		84	83	86	83	84	84	87	85	85	83	83	86	4	(¹)
Females.....		65	63	62	64	63	64	64	68	67	64	64	62	6	(¹)
Chemicals, acids, and wood distillation.....	45	390	390	584	395	400	405	418	639	416	427	427	436	259	40.5
Males.....		254	265	456	272	278	283	294	510	291	303	301	310	256	50.2
Females.....		126	125	128	123	122	122	124	129	125	124	126	126	7	5.4
Paint and varnish.....	76	967	966	993	999	1,014	1,010	1,031	1,024	1,010	1,028	1,022	1,034	68	6.6
Males.....		513	505	515	518	528	528	531	523	534	527	526	29	5.4	(¹)
Females.....		454	461	478	481	486	482	500	501	488	494	495	508	54	10.6
Patent medicines and drug compounds.....	47	293	304	313	309	301	301	296	294	298	301	342	338	49	14.3
Males.....		77	72	72	74	72	72	72	72	73	73	80	79	8	(¹)
Females.....		216	232	241	235	229	229	224	222	225	228	262	259	46	17.6
Petroleum refining.....	15	158	158	163	160	162	172	172	174	168	170	157	158	16	9.2
Males.....		145	145	150	147	149	159	158	161	153	156	143	144	18	11.2
Females.....		13	13	13	13	13	13	13	13	15	14	14	14	2	(¹)
Soap and candles.....	25	604	606	607	611	610	605	603	609	612	611	614	627	24	3.8
Males.....		262	264	263	266	267	265	264	264	262	264	266	268	6	2.2
Females.....		342	342	344	345	343	340	339	345	350	347	348	359	20	5.6

¹ Not computed owing to small number represented.

TABLE A.—Fluctuation in employment in industries other than mining and quarrying in Ohio, 1914 to 1929, by occupation group, industry, and sex—Continued

1916: BOOKKEEPERS, STENOGRAPHERS, AND OFFICE CLERKS—Continued

Industry and sex	Number of establishments reporting	Number employed on the 15th of each month												Variation from maximum	
		January	February	March	April	May	June	July	August	September	October	November	December	Number	Per cent
Manufactures—Continued.															
Chemicals and allied products—Continued.															
Chemicals and allied products, n. o. c.	105	402	398	411	413	411	405	408	409	419	410	397	397	22	5.3
Males.....		182	216	220	224	224	224	223	227	238	227	218	218	22	9.2
Females.....		182	182	191	189	187	181	185	182	181	183	179	179	12	6.3
Food and kindred products.....	1,289	2,202	2,216	2,223	2,254	2,277	2,318	2,336	2,381	2,356	2,364	2,378	2,366	179	7.5
Males.....		1,035	1,042	1,038	1,054	1,049	1,068	1,074	1,102	1,085	1,077	1,085	1,092	67	6.1
Females.....		1,167	1,174	1,185	1,200	1,228	1,250	1,262	1,279	1,271	1,287	1,293	1,274	120	9.3
Bread and other bakery products.....	371	361	372	377	380	371	369	376	377	372	373	375	379	19	5.0
Males.....		110	120	122	123	110	107	113	113	114	118	121	121	16	13.0
Females.....		251	252	255	257	261	262	263	264	258	255	254	258	13	4.9
Butter, cheese, and condensed milk.....	142	272	272	274	277	291	309	318	325	314	316	314	315	53	16.3
Males.....		89	87	86	88	90	94	96	94	93	98	98	97	12	(1)
Females.....		183	185	188	189	201	215	222	231	221	218	216	218	48	20.8
Coffee, spices, and peanuts, roasting and grinding.....	32	144	143	143	143	144	145	147	149	150	150	151	151	8	5.3
Males.....		60	69	60	69	69	69	71	71	71	71	71	71	2	(1)
Females.....		75	74	74	74	75	76	78	78	79	79	80	80	6	(1)
Confectionery and ice cream.....	126	418	419	426	434	456	467	470	474	463	456	451	455	61	12.7
Males.....		177	178	179	183	196	200	204	207	200	192	192	192	30	14.5
Females.....		241	241	247	251	260	267	275	267	263	264	260	263	34	12.4
Flour-mill and grist-mill products.....	380	440	441	439	442	440	443	444	460	450	449	445	452	21	4.6
Males.....		239	240	239	240	238	241	239	251	238	233	238	239	18	7.2
Females.....		201	201	200	202	202	202	205	209	212	216	215	213	16	7.4
Slaughtering and meat packing.....	94	325	327	323	330	327	334	323	333	331	330	343	341	20	5.8
Males.....		232	233	230	235	232	238	232	240	236	231	241	242	12	5.0
Females.....		93	94	93	95	95	96	91	93	95	99	102	99	11	10.8
Food and kindred products, n. o. c.....	144	242	242	241	248	248	251	249	263	276	290	291	273	50	17.2
Males.....		119	115	113	116	114	119	119	126	133	134	135	130	22	16.3
Females.....		123	127	128	132	134	132	130	137	143	156	156	143	33	21.2
Iron and steel and their products.....	1,490	14,669	14,979	15,302	15,497	15,659	15,914	16,045	16,172	16,237	16,182	16,403	16,590	1,921	11.6
Males.....		10,834	11,052	11,286	11,403	11,542	11,766	11,869	11,936	11,955	11,904	12,067	12,229	1,395	11.4
Females.....		3,835	3,927	4,016	4,094	4,117	4,148	4,176	4,236	4,282	4,278	4,336	4,361	526	12.1
Blast-furnace products.....	32	285	304	308	324	345	384	401	419	431	428	451	452	167	36.9
Males.....		247	265	271	286	311	347	362	379	390	388	411	411	164	39.9
Females.....		38	39	37	38	37	37	39	40	41	40	40	41	4	(1)

Bolts, nuts, washers, and rivets, not made in steel works or rolling mills.....	23	283	285	292	296	298	305	315	314	312	313	315	321	38	11.8
Males.....		177	177	184	188	188	195	204	204	200	201	203	207	30	14.5
Females.....		106	108	108	108	110	110	111	110	112	112	112	114	8	7.0
Cash registers and calculating machines.....	14	749	774	808	840	844	843	850	860	885	887	880	882	138	15.6
Males.....		429	433	462	463	478	489	497	504	514	524	536	538	109	20.3
Females.....		320	341	351	377	366	354	353	356	371	363	344	344	57	15.1
Cutlery and tools.....	50	308	324	339	352	352	344	357	368	363	364	365	367	60	18.3
Males.....		171	182	191	198	197	203	202	210	204	205	205	204	39	18.6
Females.....		137	142	148	154	155	141	155	158	159	159	160	163	26	16.0
Forgings.....	35	161	164	166	167	167	170	177	178	181	182	184	186	25	13.4
Males.....		113	115	117	117	117	119	125	125	128	129	129	128	16	12.4
Females.....		48	49	39	50	50	51	52	53	53	53	55	58	10	(1)
Foundry and machine-shop products.....	1,048	8,829	8,498	8,688	8,778	8,825	8,983	9,032	9,061	9,075	9,008	9,125	9,223	894	9.7
Males.....		6,094	6,224	6,345	6,408	6,437	6,542	6,590	6,576	6,584	6,531	6,604	6,692	598	8.9
Females.....		2,235	2,274	2,355	2,370	2,388	2,441	2,452	2,435	2,491	2,477	2,521	2,531	296	11.7
Safes and vaults.....	11	211	207	206	206	210	210	215	217	217	217	221	214	15	6.3
Males.....		126	124	121	120	123	122	127	127	128	127	127	123	8	6.3
Females.....		85	83	85	86	87	88	88	90	89	90	94	91	11	(1)
Scales and balances.....	2	126	128	133	135	135	134	131	132	137	143	154	168	42	25.0
Males.....		72	73	78	80	80	80	78	80	81	86	89	98	26	(2)
Females.....		54	55	55	55	55	54	53	52	56	57	65	70	18	(2)
Sewing machines, cases, and attachments.....	3	132	133	136	135	135	135	136	136	138	136	136	138	6	4.3
Males.....		69	70	71	70	69	70	71	71	71	71	71	71	2	(2)
Females.....		63	63	65	65	66	65	65	65	67	65	65	67	4	(2)
Springs, steel, car and carriage.....	7	84	86	90	95	95	95	99	103	106	108	109	112	28	25.0
Males.....		56	56	58	63	65	66	67	67	68	69	69	69	13	(2)
Females.....		28	30	32	32	30	33	34	36	38	39	40	15	15	(2)
Steel works and rolling mills.....	51	2,713	2,762	2,822	2,841	2,914	2,971	2,995	3,034	3,022	3,009	3,078	3,127	414	13.2
Males.....		2,419	2,460	2,513	2,526	2,538	2,640	2,662	2,693	2,680	2,660	2,713	2,765	346	12.5
Females.....		294	302	309	313	326	331	333	341	342	349	363	362	69	19.0
Stoves and furnaces.....	85	541	551	551	551	558	559	555	566	582	595	593	590	63	9.7
Males.....		315	318	320	320	325	327	326	327	330	333	333	341	26	7.5
Females.....		226	233	231	231	233	232	229	239	252	262	260	258	36	13.7
Tin plate and terneplate.....	6	105	102	103	103	104	102	103	102	101	101	99	101	6	6.7
Males.....		93	89	90	90	91	90	90	89	88	88	86	88	7	(2)
Females.....		12	13	13	13	13	12	13	13	13	13	13	13	1	(2)
Wire.....	10	216	226	222	222	228	229	224	229	229	234	237	239	23	9.6
Males.....		208	218	215	215	220	221	216	221	221	226	226	227	19	8.4
Females.....		8	8	7	7	8	8	8	8	8	8	11	12	5	(2)
Wire work, including wire rope and cable.....	36	106	112	122	125	119	113	112	111	112	109	111	113	19	15.2
Males.....		49	51	58	56	53	52	52	53	55	52	53	53	9	(2)
Females.....		57	61	64	69	66	61	60	58	57	57	58	60	12	(2)
Iron and steel and their products, n. o. c.....	77	320	323	326	327	327	333	341	342	346	348	347	348	28	8.0
Males.....		196	197	199	201	200	203	210	210	213	214	214	214	18	8.4
Females.....		124	126	127	126	127	130	131	132	133	134	135	134	11	8.1
Leather and its finished products.....	161	1,022	1,046	1,065	1,058	1,069	1,065	1,061	1,054	1,043	1,060	1,067	1,092	70	6.4
Males.....		389	399	397	400	397	394	393	396	391	395	398	404	15	3.7
Females.....		633	647	668	658	672	671	668	658	652	665	689	688	56	8.1

† Not computed owing to small number represented.

TABLE A.—Fluctuation in employment in industries other than mining and quarrying in Ohio, 1914 to 1929, by occupation group, industry, and sex—Continued

1916: BOOKKEEPERS, STENOGRAPHERS, AND OFFICE CLERKS—Continued

Industry and sex	Number of establishments reporting	Number employed on the 15th of each month												Variation from maximum		
		January	February	March	April	May	June	July	August	September	October	November	December	Number	Per cent	
		Manufactures—Continued.														
Leather and its finished products—Continued.																
Boots and shoes, including cut stock and findings.....	67	819	839	855	50	863	862	857	845	837	853	876	874	57	6.5	
Males.....		277	285	283	288	288	289	285	285	285	286	291	290	14	4.8	
Females.....		542	554	572	562	575	573	572	560	552	567	585	584	43	7.4	
Leather and its finished products, n. o. c.....	94	203	207	210	208	206	203	204	209	206	207	211	218	15	6.9	
Males.....		112	114	114	112	109	105	108	111	106	109	107	114	9	7.9	
Females.....		91	93	96	96	97	98	96	98	100	98	104	104	13	12.5	
Liquors and beverages.....	192	627	646	622	627	635	642	648	652	647	645	644	633	30	4.6	
Males.....		503	521	499	502	506	508	512	511	508	502	503	503	22	4.2	
Females.....		124	125	123	125	129	134	136	141	139	143	141	130	20	14.0	
Liquors, malt.....	103	492	511	491	495	497	505	511	514	508	505	505	494	23	4.5	
Males.....		422	441	422	424	424	426	430	430	427	422	422	422	19	4.3	
Females.....		70	70	69	71	73	79	81	84	81	83	83	72	15	(1)	
Liquors and beverages, n. o. c.....	89	135	135	131	132	138	137	137	138	139	140	139	139	9	6.4	
Males.....		81	80	77	78	82	82	82	81	81	80	81	81	5	(1)	
Females.....		54	55	54	54	56	55	55	57	58	60	58	58	6	(1)	
Lumber and its remanufactures.....	860	1,882	1,927	1,953	1,935	1,981	1,995	1,998	2,001	1,982	2,005	2,004	2,038	156	7.7	
Males.....		1,178	1,192	1,207	1,203	1,242	1,242	1,251	1,256	1,239	1,249	1,250	1,275	97	7.6	
Females.....		704	735	746	732	743	753	747	745	743	756	754	763	59	7.7	
Coffins, burial cases, and undertakers' goods.....	21	117	115	117	117	113	114	118	119	120	122	123	123	10	8.1	
Males.....		66	66	66	66	64	65	68	70	71	70	70	70	7	(1)	
Females.....		51	49	51	51	49	49	50	49	50	51	53	53	4	(1)	
Furniture and refrigerators.....	166	746	760	755	752	769	764	758	766	751	758	760	775	29	3.7	
Males.....		452	459	459	455	463	464	463	467	453	455	462	473	21	4.4	
Females.....		294	301	296	297	303	300	295	299	298	303	298	302	9	3.0	
Lumber and planing-mill products.....	481	771	803	824	807	837	846	851	849	844	860	852	866	95	11.0	
Males.....		514	522	535	538	558	562	567	569	565	573	568	579	65	11.2	
Females.....		257	281	289	269	279	284	284	280	279	287	284	287	32	11.1	
Lumber and its remanufactures, n. o. c.....	192	248	249	257	259	265	271	271	267	267	265	269	274	26	9.5	
Males.....		146	145	147	144	148	151	153	150	151	150	150	153	9	5.9	
Females.....		102	104	110	115	117	120	118	117	116	115	119	121	19	15.7	
Metals and metal products, other than iron and steel.....	331	2,180	2,198	2,185	2,176	2,192	2,213	2,220	2,241	2,251	2,266	2,293	2,336	160	6.8	
Males.....		1,177	1,196	1,183	1,174	1,182	1,192	1,201	1,207	1,203	1,204	1,223	1,247	73	5.9	
Females.....		1,003	1,002	1,002	1,002	1,010	1,021	1,019	1,034	1,048	1,062	1,070	1,089	87	8.0	

Brass and bronze products.....	56	236	228	232	231	230	230	233	237	240	243	246	248	20	8.1
Males.....		168	162	166	165	164	163	164	166	169	167	168	169	7	4.1
Females.....		68	66	66	66	66	67	69	71	71	76	78	79	13	(1)
Copper, tin, and sheet-iron products.....	162	998	1,010	1,010	1,007	1,018	1,024	1,037	1,036	1,048	1,050	1,053	1,045	60	5.7
Males.....		562	577	577	577	582	587	590	589	591	597	598	593	35	5.9
Females.....		431	433	433	430	436	437	447	447	457	460	456	452	30	6.5
Gas and electric fixtures, and lamps and reflectors.....	41	771	784	770	762	768	777	771	780	773	782	790	844	82	9.7
Males.....		361	371	362	354	356	363	367	368	360	363	370	397	43	10.8
Females.....		410	413	408	408	412	414	404	412	413	419	429	447	43	9.6
Metals and metal products, other than iron and steel, n. o. c.....	72	180	176	173	176	176	182	179	188	190	191	195	199	26	13.1
Males.....		86	86	78	78	80	79	80	84	83	84	88	88	10	(1)
Females.....		94	90	95	98	96	103	99	104	107	107	107	111	21	18.9
Paper and printing.....	928	4,301	4,261	4,323	4,263	4,196	4,203	4,266	4,260	4,401	4,553	4,623	4,725	529	11.2
Males.....		2,106	2,115	2,130	2,118	2,120	2,104	2,116	2,118	2,123	2,167	2,148	2,148	63	2.9
Females.....		2,196	2,146	2,193	2,145	2,076	2,099	2,150	2,162	2,278	2,386	2,475	2,577	501	19.4
Boxes, fancy and paper.....	58	115	115	115	114	118	118	119	118	120	121	122	120	8	6.6
Males.....		47	47	47	46	46	46	47	47	46	46	47	48	2	(1)
Females.....		68	68	68	68	72	72	72	71	74	75	75	72	2	(1)
Paper and wood pulp.....	55	296	270	275	276	286	291	295	298	303	302	304	304	38	12.9
Males.....		150	149	152	153	157	162	164	166	170	170	171	170	22	12.9
Females.....		116	121	123	123	129	129	131	132	133	132	133	134	18	18.4
Printing and publishing.....	732	3,695	3,647	3,706	3,645	3,557	3,562	3,620	3,634	3,745	3,903	3,957	4,064	507	12.5
Males.....		1,804	1,811	1,824	1,812	1,804	1,787	1,795	1,797	1,900	1,837	1,816	1,819	50	2.7
Females.....		1,891	1,836	1,882	1,833	1,753	1,775	1,825	1,837	1,845	2,066	2,141	2,245	492	21.9
Paper and printing, n. o. c.....	83	225	229	227	222	225	232	232	230	233	239	240	237	15	6.3
Males.....		105	108	107	107	113	109	110	108	107	114	114	111	9	7.9
Females.....		120	121	120	121	122	123	122	122	126	125	126	126	6	4.8
Rubber products.....	78	4,724	4,929	5,173	5,355	5,530	5,744	5,947	6,078	6,111	6,155	6,262	6,414	1,690	26.3
Males.....		3,267	3,385	3,541	3,642	3,783	3,948	4,117	4,211	4,241	4,316	4,411	4,520	1,253	27.7
Females.....		1,457	1,544	1,632	1,713	1,747	1,796	1,830	1,867	1,870	1,839	1,851	1,894	437	23.1
Stone, clay, and glass products.....	712	1,282	1,292	1,302	1,315	1,322	1,333	1,339	1,343	1,343	1,354	1,365	1,360	83	6.1
Males.....		705	709	713	715	719	726	732	729	733	738	742	736	37	5.0
Females.....		577	583	589	600	603	607	607	614	615	621	623	624	47	7.5
Brick and tile.....	221	165	165	164	166	167	167	171	170	169	176	181	177	17	9.4
Males.....		103	102	101	103	103	103	106	105	106	111	115	111	14	12.2
Females.....		62	63	63	63	64	64	65	65	63	65	66	66	4	(1)
Glass.....	47	323	327	335	341	345	349	351	353	353	364	367	368	45	12.2
Males.....		198	190	192	194	196	198	201	201	200	206	206	205	18	8.7
Females.....		135	137	143	147	149	151	150	152	153	158	161	163	28	17.2
Pottery, terra-cotta and fire-clay products.....	193	596	599	599	605	601	602	603	603	601	609	599	596	9	1.5
Males.....		305	308	308	309	308	309	310	308	309	307	306	307	5	1.6
Females.....		291	291	291	296	293	293	293	295	292	292	291	293	5	1.7
Stone, clay, and glass products, n. o. c.....	251	196	201	204	203	200	215	214	217	220	215	218	216	22	10.0
Males.....		109	109	112	109	112	116	115	115	113	109	113	113	7	6.0
Females.....		89	92	92	94	97	99	99	102	107	106	105	103	18	16.8
Textiles.....	678	2,152	2,181	2,204	2,245	2,219	2,234	2,259	2,248	2,233	2,273	2,263	2,237	121	5.3
Males.....		1,004	1,036	1,052	1,061	1,054	1,062	1,085	1,074	1,065	1,070	1,060	1,047	81	7.5
Females.....		1,148	1,145	1,152	1,184	1,165	1,172	1,174	1,174	1,168	1,203	1,203	1,190	58	4.8

¹ Not computed owing to small number represented.

TABLE A.—Fluctuation in employment in industries other than mining and quarrying in Ohio, 1914 to 1929, by occupation group, industry, and sex—Continued

1916: BOOKKEEPERS, STENOGRAPHERS, AND OFFICE CLERKS—Continued

Industry and sex	Number of establishments reporting	Number employed on the 15th of each month												Variation from maximum	
		January	February	March	April	May	June	July	August	September	October	November	December	Number	Per cent
Manufactures—Continued.															
Textiles—Continued.															
Clothing, men's, including shirts.....	153	707	709	719	735	730	726	714	734	728	754	753	738	47	6.2
Males.....		303	308	313	311	311	310	310	319	321	324	324	318	21	6.5
Females.....		404	401	406	424	419	416	404	415	407	430	429	420	29	6.7
Clothing, women's.....	105	615	645	652	665	632	647	676	646	644	654	638	619	61	9.0
Males.....		292	316	323	333	320	327	342	321	316	318	308	301	50	14.6
Females.....		323	329	329	332	312	320	334	325	328	336	330	318	24	7.1
Flags, banners, and regalia.....	11	135	133	133	139	140	144	150	146	144	140	138	141	17	11.3
Males.....		32	33	33	33	34	36	32	30	30	28	27	25	10	(1)
Females.....		53	50	50	56	56	58	58	56	54	52	51	56	8	(1)
Hosiery and knit goods.....	28	116	111	114	114	114	115	116	119	124	129	130	130	19	14.6
Males.....		35	35	37	36	37	36	35	35	35	35	34	36	3	(1)
Females.....		81	76	77	78	77	79	81	81	84	89	95	94	19	(1)
Millinery and lace goods.....	35	97	100	102	103	102	97	98	100	98	97	95	95	8	(1)
Males.....		58	59	58	59	58	56	56	58	58	58	56	56	8	(1)
Females.....		41	41	43	44	44	41	42	42	40	39	39	39	6	(1)
Textiles, n. o. c.....	346	481	483	484	489	501	505	505	506	500	504	510	514	33	6.4
Males.....		235	235	237	239	244	247	250	251	245	247	251	251	16	6.4
Females.....		246	248	247	250	257	258	255	255	255	257	259	263	17	6.5
Tobacco manufactures.....	242	198	197	194	180	179	181	182	180	178	180	180	185	20	10.1
Males.....		118	119	117	107	107	106	106	105	105	107	105	110	14	11.8
Females.....		80	78	77	73	72	75	76	75	73	73	75	75	8	(1)
Vehicles for land transportation.....	358	3,080	3,089	3,245	3,276	3,383	3,492	3,608	3,715	3,797	3,859	3,878	3,940	860	21.8
Males.....		2,191	2,203	2,263	2,312	2,378	2,447	2,573	2,655	2,702	2,734	2,761	2,807	616	21.9
Females.....		889	886	982	964	1,005	1,045	1,035	1,060	1,095	1,125	1,117	1,133	247	21.8
Automobiles, including bodies and parts.....	132	2,312	2,314	2,448	2,471	2,571	2,663	2,752	2,839	2,915	2,972	2,982	3,016	704	23.3
Males.....		1,636	1,705	1,753	1,788	1,843	1,899	2,005	2,064	2,104	2,124	2,147	2,178	492	22.6
Females.....		676	609	695	683	728	764	747	775	811	844	835	838	235	27.8
Carrriages, wagons, and materials.....	197	397	406	413	397	393	397	400	423	429	428	426	454	61	13.4
Males.....		218	213	215	212	213	216	226	241	246	251	250	263	51	19.4
Females.....		179	193	198	185	180	181	183	182	183	177	179	191	21	10.6
Cars, steam railroad, not including operations of railroad companies.....	9	174	174	184	199	205	218	223	232	237	239	245	247	73	29.6
Males.....		165	165	171	181	186	198	203	213	218	219	226	229	64	27.9
Females.....		9	9	13	18	19	20	20	19	19	20	19	18	11	(1)

Vehicles for land transportation, n. o. c.	20	197	195	200	209	214	214	224	221	216	222	223	29	12.9
Males		122	120	124	131	136	134	139	137	134	138	137	19	13.7
Females		75	75	76	78	78	80	85	84	82	84	86	11	(1)
Miscellaneous industries	663	4,050	4,145	4,282	4,434	4,579	4,696	4,829	4,942	4,910	4,870	4,916	4,048	866
Males		2,430	2,488	2,568	2,673	2,776	2,839	2,937	2,989	2,976	2,956	2,979	3,003	573
Females		1,620	1,657	1,714	1,761	1,803	1,857	1,892	1,953	1,943	1,923	1,937	1,945	333
Agricultural implements	50	455	456	458	459	460	462	461	460	457	457	459	464	9
Males		332	330	329	328	333	335	339	337	333	334	335	339	11
Females		123	126	129	131	127	127	122	123	124	123	124	125	9
Electrical machinery, apparatus, and supplies	110	1,526	1,586	1,656	1,715	1,775	1,828	1,908	2,000	1,997	1,988	2,025	2,049	523
Males		964	1,007	1,044	1,077	1,120	1,148	1,214	1,264	1,258	1,245	1,266	1,286	322
Females		562	579	612	638	655	680	694	736	739	743	759	763	201
Ice, manufactured	99	223	219	227	241	266	313	349	370	332	292	274	260	151
Males		109	107	107	112	113	129	143	145	138	130	128	122	38
Females		114	112	120	129	153	184	206	225	194	162	146	138	113
Mattresses and spring beds	41	101	104	99	100	101	103	104	104	102	98	98	99	6
Males		54	55	52	53	54	57	57	55	56	52	53	52	5
Females		47	49	47	47	47	46	47	49	46	46	45	47	4
Munitions	11	424	442	478	541	592	598	599	596	598	597	594	598	175
Males		356	367	398	456	501	507	510	507	507	505	502	506	154
Females		68	75	80	85	91	91	89	89	91	92	92	92	24
Roofing materials	3	120	119	119	119	120	121	121	122	122	122	122	123	4
Males		73	72	70	70	70	71	71	72	72	72	73	75	5
Females		47	47	49	49	50	50	50	50	50	50	49	48	3
Shipbuilding, including boat building	18	106	111	120	135	137	139	140	139	142	140	137	149	43
Males		88	93	102	113	114	115	117	117	119	117	114	125	37
Females		18	18	18	22	23	24	23	22	23	23	23	24	6
Signs and advertising novelties	34	205	208	209	208	209	205	210	203	205	214	214	218	15
Males		70	69	70	70	70	68	69	66	65	69	70	70	5
Females		135	139	139	138	139	137	141	137	140	145	144	148	13
Miscellaneous industries, n. o. c.	297	890	900	916	916	919	927	937	948	964	971	993	988	103
Males		384	388	396	394	401	409	417	426	428	432	438	428	54
Females		506	512	520	522	518	518	520	522	536	539	555	560	54
Service	1,788	2,707	2,729	2,772	2,829	2,859	2,982	2,954	3,036	3,107	3,129	3,121	3,110	422
Males		1,244	1,253	1,303	1,312	1,396	1,428	1,327	1,365	1,406	1,428	1,434	1,432	190
Females		1,463	1,476	1,469	1,526	1,547	1,586	1,627	1,671	1,701	1,701	1,687	1,678	238
Garages	295	416	445	467	477	610	556	634	656	634	650	650	650	234
Males		170	171	178	195	200	320	245	256	264	286	290	299	150
Females		246	266	272	272	277	290	311	328	342	348	349	351	105
Hotels	300	758	757	757	767	772	773	788	802	804	819	817	822	65
Males		478	486	496	499	491	499	506	505	505	516	519	520	42
Females		280	271	267	271	273	282	289	296	299	303	298	302	36
Laundries and dry cleaners	281	661	666	678	695	698	702	711	723	742	744	775	680	83
Males		98	98	102	104	104	106	108	108	112	108	105	93	19
Females		563	568	576	591	594	596	603	615	630	636	670	587	73
Office buildings	186	143	145	153	155	161	166	167	171	171	172	171	173	30
Males		77	77	80	80	80	84	84	87	86	84	85	85	10
Females		66	68	73	75	81	82	83	84	85	88	86	88	22

¹ Not computed owing to small number represented.

TABLE A.—Fluctuation in employment in industries other than mining and quarrying in Ohio, 1914 to 1929, by occupation group, industry, and sex—Continued

1918: BOOKKEEPERS, STENOGRAPHERS, AND OFFICE CLERKS—Continued

Industry and sex	Number of establishments reporting	Number employed on the 15th of each month												Variation from maximum	
		January	February	March	April	May	June	July	August	September	October	November	December	Number	Per cent
Service—Continued.															
Restaurants.....	272	111	111	111	111	111	110	109	110	111	113	115	118	9	7.6
Males.....		48	48	49	49	49	49	50	50	50	50	50	53	5	(¹)
Females.....		63	63	62	62	62	61	59	60	61	63	65	65	6	(¹)
Theaters.....	122	148	149	149	148	146	73	73	89	148	156	157	156	84	53.5
Males.....		90	91	91	90	88	29	24	37	89	92	94	93	70	(¹)
Females.....		58	58	58	58	58	49	49	52	59	64	63	63	15	(¹)
Service, n. o. c.....	332	470	474	479	486	494	543	550	557	525	491	487	511	87	15.6
Males.....		283	282	285	289	292	317	317	321	300	292	291	289	39	12.1
Females.....		187	192	194	197	202	226	233	236	225	199	196	222	49	20.8
Trade.															
Males.....	4,437	18,718	18,813	19,108	19,133	19,064	19,126	19,407	19,470	19,732	19,935	20,201	20,551	1,833	8.9
Females.....		8,664	8,754	8,956	8,901	8,803	8,842	9,044	9,119	9,177	9,243	9,273	9,335	671	7.2
Offices.....	369	10,054	10,059	10,152	10,232	10,261	10,284	10,363	10,351	10,555	10,692	10,628	11,216	1,162	10.4
Males.....		5,108	5,194	5,310	5,290	5,242	5,266	5,428	5,497	5,581	5,561	5,577	5,619	516	9.2
Females.....		2,951	3,026	3,103	3,055	3,042	3,062	3,157	3,189	3,223	3,219	3,223	3,224	273	8.5
Retail and wholesale stores.....	3,366	2,152	2,168	2,207	2,235	2,200	2,204	2,271	2,308	2,358	2,322	2,354	2,395	243	10.1
Males.....		12,312	12,315	12,468	12,506	12,472	12,490	12,585	12,579	12,751	12,965	13,214	13,514	1,202	8.9
Females.....		4,863	4,877	4,993	4,980	4,897	4,903	4,997	5,038	5,052	5,123	5,155	5,211	348	6.7
Yards, coal and lumber.....	667	7,449	7,438	7,475	7,526	7,575	7,587	7,588	7,541	7,699	7,842	8,058	8,303	865	10.4
Males.....		1,266	1,267	1,292	1,299	1,310	1,328	1,348	1,347	1,353	1,365	1,366	1,374	108	7.9
Females.....		834	835	844	851	849	860	869	871	881	880	874	878	47	5.3
Trade, n. o. c.....	35	432	432	448	448	461	468	479	476	472	485	492	496	64	12.9
Males.....		37	37	38	38	40	42	47	47	44	44	44	44	10	(¹)
Females.....		16	16	16	15	15	17	21	21	21	21	21	22	7	(¹)
Females.....		21	21	22	23	25	25	25	26	26	23	23	22	5	(¹)
Transportation and public utilities.															
Males.....	1,137	5,167	5,142	5,173	5,280	5,303	5,448	5,540	5,546	5,631	5,664	5,678	5,695	553	9.7
Females.....		3,380	3,326	3,350	3,423	3,438	3,542	3,601	3,612	3,654	3,686	3,705	3,693	379	10.2
Cartage (drayage) and storage, including livery stables.....	348	1,787	1,816	1,823	1,857	1,865	1,906	1,939	1,934	1,977	1,978	1,973	2,002	215	10.7
Males.....		360	351	359	361	363	376	384	389	388	392	393	393	42	10.7
Females.....		241	235	237	238	239	244	244	253	257	259	259	259	25	9.7
Electric light and power.....	109	119	116	122	123	122	129	132	131	131	131	133	134	18	13.4
Males.....		744	704	727	741	741	767	781	792	803	808	804	808	104	12.9
Females.....		565	525	549	562	567	589	599	606	613	609	609	609	88	14.4
Females.....		179	179	178	179	174	178	182	186	190	199	195	199	25	12.6

Electric railroads.....	73	1,304	1,297	1,304	1,329	1,333	1,350	1,362	1,382	1,369	1,382	1,383	1,391	94	6.8
Males.....		922	921	921	938	941	954	962	978	965	985	984	990	69	7.0
Females.....		382	376	383	391	392	396	400	404	404	397	390	401	28	6.9
Natural gas.....	83	672	663	656	658	638	662	672	658	661	677	684	706	68	9.6
Males.....		568	561	549	552	529	551	558	545	547	563	564	580	51	8.8
Females.....		104	102	107	106	109	111	114	113	114	114	120	126	24	19.0
Pipe lines (petroleum).....	13	120	120	121	122	122	124	125	125	127	125	127	125	7	5.5
Males.....		112	112	113	114	114	116	117	117	119	117	119	117	7	5.9
Females.....		8	8	8	8	8	8	8	8	8	8	8	8		(1)
Telegraph and telephone.....	403	1,722	1,759	1,756	1,787	1,788	1,840	1,882	1,862	1,935	1,943	1,972	1,977	255	12.9
Males.....		774	771	778	784	777	806	827	818	854	863	899	889	128	14.2
Females.....		948	988	978	1,003	1,011	1,034	1,055	1,044	1,081	1,080	1,073	1,088	140	12.9
Transportation by water, including stevedoring.....	45	139	142	142	172	206	221	226	224	224	224	200	175	37	38.5
Males.....		125	128	129	158	192	206	210	208	206	206	185	160	85	40.5
Females.....		14	14	13	14	14	15	16	16	18	18	15	15	5	(1)
Transportation and public utilities, n. o. c.....	63	106	106	108	110	114	121	116	119	123	117	116	120	17	13.8
Males.....		73	73	74	77	79	86	84	87	92	86	86	89	19	(1)
Females.....		33	33	34	33	35	35	32	32	31	31	30	31	5	(1)

1916: SALESPeOPLE (NOT TRAVELING)

ALL INDUSTRIES.....	20,037	35,073	34,405	35,330	36,976	36,403	36,045	35,723	34,773	36,747	38,249	39,363	43,818	9,413	21.5
Males.....		17,825	17,797	18,004	18,257	18,298	18,298	18,326	18,292	18,529	18,759	19,018	19,626	1,829	9.3
Females.....		17,248	16,608	17,326	18,719	18,080	17,747	17,397	16,481	18,218	19,490	20,345	24,192	7,711	31.9
Agriculture.....	363	59	59	62	65	71	63	56	58	56	61	61	65	15	(1)
Males.....		45	44	47	48	50	46	41	44	42	45	45	44	9	(1)
Females.....		14	15	15	17	21	17	15	14	14	16	16	21	7	(1)
Construction.....	3,963	290	290	301	314	320	331	327	328	328	334	327	328	44	13.2
Males.....		279	278	289	300	306	317	313	316	317	322	315	317	44	13.7
Females.....		11	12	12	14	14	14	14	12	11	12	12	11	3	(1)
Fisheries.....	30														
Manufactures.....	8,299	4,870	4,915	4,986	4,988	5,012	5,055	5,098	5,153	5,060	5,066	5,098	5,122	283	5.5
Males.....		3,894	3,938	3,988	3,987	4,023	4,046	4,079	4,128	4,047	4,050	4,058	4,062	234	5.7
Females.....		976	977	998	1,001	989	1,009	1,019	1,025	1,013	1,016	1,040	1,060	84	7.9
Chemicals and allied products.....	317	175	176	175	178	183	181	188	186	184	186	186	183	13	6.9
Males.....		169	170	169	172	177	175	182	180	178	180	180	177	13	7.1
Females.....		6	6	6	6	6	6	6	6	6	6	6	6		
Food and kindred products.....	1,289	1,960	1,955	1,972	1,989	1,993	2,026	1,998	2,029	1,999	1,993	2,008	2,026	74	3.6
Males.....		1,323	1,324	1,330	1,340	1,352	1,364	1,329	1,358	1,349	1,341	1,337	1,341	41	3.0
Females.....		637	631	642	649	641	662	669	671	650	652	671	685	54	7.9
Bread and other bakery products.....	371	1,294	1,289	1,303	1,317	1,318	1,335	1,292	1,321	1,306	1,304	1,317	1,316	46	3.4
Males.....		853	853	862	870	875	880	838	870	861	855	853	855	42	4.8
Females.....		441	436	441	447	443	455	454	451	445	449	464	461	28	6.0

¹ Not computed owing to small number represented.

TABLE A.—Fluctuation in employment in industries other than mining and quarrying in Ohio, 1914 to 1929, by occupation group, industry, and sex—Continued

1916: SALESPeOPLE (NOT TRAVELING)—Continued

Industry and sex	Number of establishments reporting	Number employed on the 15th of each month												Variation from maximum		
		January	February	March	April	May	June	July	August	September	October	November	December	Number	Per cent	
Manufactures—Continued.																
Food and kindred products—Continued.																
Butter, cheese, and condensed milk	142	119	121	119	119	117	119	118	118	118	116	117	119	5	4.1	
Males	111	113	111	111	109	111	109	109	109	109	108	109	111	5	4.4	
Females	8	8	8	8	8	8	8	9	9	9	8	8	8	(1)	(1)	
Confectionery and ice cream	128	268	267	274	274	273	273	284	290	276	277	278	296	29	9.8	
Males	82	82	83	83	97	87	92	90	91	89	86	87	10	(1)	(1)	
Females	186	185	191	191	186	186	192	200	185	188	192	209	24	11.5	11.5	
Slaughtering and meat packing	94	172	172	171	173	181	185	189	186	186	187	188	187	18	9.5	
Males	171	171	170	171	178	180	183	181	181	181	182	182	182	13	7.1	
Females	1	1	1	2	3	5	6	5	5	5	6	5	5	(1)	(1)	
Food and kindred products, n. o. c.	556	107	106	105	106	104	114	115	114	113	109	108	108	10	8.8	
Males	106	105	104	105	103	106	107	108	107	107	107	106	5	4.6	4.6	
Females	1	1	1	1	1	8	8	6	6	6	2	1	2	(1)	(1)	
Iron and steel and their products	1,490	349	350	352	354	351	354	356	356	356	359	361	364	15	4.1	
Males	341	342	345	346	343	346	348	348	348	348	350	353	355	14	3.9	
Females	8	8	7	8	8	8	8	8	8	8	9	8	9	2	(1)	(1)
Foundry and machine-shop products	1,048	210	210	212	213	212	213	214	213	214	215	218	220	10	4.5	
Males	205	205	208	208	207	207	208	209	208	208	210	213	215	10	4.7	
Females	5	5	4	5	5	5	5	5	5	5	5	5	5	(1)	(1)	
Iron and steel and their products, n. o. c.	442	139	140	140	141	139	142	143	142	143	144	143	144	5	3.5	
Males	136	137	137	138	136	139	140	139	140	140	140	140	140	4	2.9	
Females	3	3	3	3	3	3	3	3	3	3	3	3	4	(1)	(1)	
Leather and its finished products	161	37	36	36	34	35	35	36	37	37	37	41	44	10	(1)	(1)
Males	33	33	33	31	32	32	33	33	33	33	33	33	34	3	(1)	(1)
Females	4	3	3	3	3	3	3	3	4	4	4	8	10	7	(1)	(1)
Liquors and beverages	192	143	146	147	150	155	155	158	152	149	150	145	146	15	9.5	
Males	143	146	147	150	154	154	157	152	149	150	145	146	146	14	8.9	
Females					1	1	1							1	(1)	(1)
Liquors, malt	103	105	106	106	108	110	108	107	107	107	108	106	106	5	4.5	
Males	105	106	106	108	110	108	107	107	107	107	108	106	106	5	4.5	
Liquors and beverages, n. o. c.	89	38	40	41	42	45	47	51	45	42	42	39	40	13	(1)	(1)
Males	38	40	41	42	44	46	50	45	42	42	42	39	40	12	(1)	(1)
Females					1	1	1							1	(1)	(1)
Lumber and its remanufactures	860	191	193	194	194	199	201	199	197	196	199	198	199	10	5.0	
Males	190	190	191	191	196	198	198	196	194	193	196	196	197	8	4.0	
Females	1	3	3	3	3	3	3	3	3	3	3	2	2	2	(1)	(1)

Metals and metal products, other than iron and steel	331	104	104	103	106	107	108	107	108	113	117	116	118	15	12.7
Males		89	89	88	91	92	93	92	93	98	102	101	101	14	13.7
Females		15	15	15	15	15	15	15	15	15	15	15	17	2	(1)
Paper and printing	928	786	814	820	788	791	793	833	845	826	836	846	862	76	8.8
Males		711	738	738	712	714	719	758	771	747	758	764	770	60	7.8
Females		75	76	82	76	77	74	75	74	79	78	82	92	18	(1)
Printing and publishing	732	733	761	765	735	737	738	779	790	771	783	793	811	78	9.6
Males		658	685	683	659	660	664	704	716	692	705	711	719	61	8.5
Females		75	76	82	76	77	74	75	74	79	78	82	92	18	(1)
Paper and printing, n. o. c.	196	53	53	55	53	54	55	54	55	55	53	53	51	4	(1)
Males		53	53	55	53	54	55	54	55	55	53	53	51	4	(1)
Rubber products	78	94	97	101	104	104	108	114	121	129	127	129	130	36	27.7
Males		80	83	87	89	89	92	99	107	112	111	113	114	34	29.8
Females		14	14	14	15	15	16	15	14	17	16	16	16	2	(1)
Stone, clay, and glass products	712	84	85	84	85	86	86	87	86	85	79	78	79	9	(1)
Males		76	77	76	77	78	77	78	77	77	71	69	70	9	(1)
Females		8	8	8	8	8	9	9	9	8	8	9	9	1	(1)
Textiles	678	366	376	390	393	389	377	381	392	401	395	388	377	35	8.7
Males		344	348	356	356	357	350	353	359	365	358	358	352	21	5.8
Females		22	28	34	37	32	27	28	33	36	37	30	25	15	(1)
Clothing, men's, including shirts	153	118	118	121	121	121	119	120	120	122	124	124	122	6	4.8
Males		113	113	116	116	116	114	115	115	117	119	119	117	6	5.0
Females		5	5	5	5	5	5	5	5	5	5	5	5		
Millinery and lace goods	35	85	91	97	103	99	91	92	95	104	104	94	93	19	18.3
Males		80	82	82	83	84	81	83	85	86	85	82	83	6	(1)
Females		5	9	15	20	15	10	9	10	18	19	12	10	15	(1)
Textiles, n. o. c.	490	163	167	172	169	169	167	169	177	175	167	170	162	14	7.9
Males		151	153	158	157	157	155	155	159	162	154	157	152	11	6.8
Females		12	14	14	12	12	12	14	18	13	13	13	10	8	(1)
Tobacco manufactures	242	24	24	24	23	23	23	23	23	24	24	24	25	2	(1)
Males		24	24	24	23	23	23	23	23	24	24	24	25	2	(1)
Vehicles for land transportation	358	83	85	111	114	118	120	126	131	78	77	83	82	54	41.2
Males		76	78	104	106	111	113	118	123	70	69	73	73	54	43.0
Females		7	7	7	8	7	7	8	8	8	8	10	9	3	(1)
Miscellaneous industries	663	474	474	477	476	478	488	492	490	483	487	495	487	21	4.2
Males		295	296	300	303	305	310	313	310	304	307	312	307	18	5.8
Females		179	178	177	173	173	178	179	180	179	180	183	180	10	5.5
Electrical machinery, apparatus and supplies	110	253	257	260	258	263	265	267	263	273	280	254	252	17	6.4
Males		120	122	123	123	128	128	129	125	120	119	123	123	10	7.8
Females		133	135	137	135	135	137	138	138	133	131	131	129	9	6.5
Miscellaneous industries, n. o. c.	553	221	217	217	218	215	223	225	227	230	237	241	235	26	10.8
Males		175	174	177	180	177	182	184	185	184	188	189	184	15	7.9
Females		46	43	40	38	38	41	41	42	46	49	52	51	14	(1)
Service	1,788	1,028	1,015	1,024	1,077	1,103	1,144	1,235	1,211	1,221	1,231	1,226	1,248	233	18.7
Males		745	755	761	779	820	853	928	915	924	909	917	907	183	19.7
Females		283	260	263	298	283	291	307	296	297	322	309	341	81	23.8
Garages	295	243	252	261	275	299	318	343	333	347	350	358	365	122	33.4
Males		241	250	258	272	293	312	336	328	342	344	352	360	119	33.1
Females		2	2	3	3	6	6	7	5	5	6	6	5	5	(1)

1 Not computed owing to small number represented.

1916: SALESPeOPLE (NOT TRAVELING)

131

TABLE A.—Fluctuation in employment in industries other than mining and quarrying in Ohio, 1914 to 1929, by occupation group, industry, and sex—Continued

1916: SALESPeOPLE (NOT TRAVELING)—Continued

Industry and sex	Number of establishments reporting	Number employed on the 15th of each month												Variation from maximum	
		January	February	March	April	May	June	July	August	September	October	November	December	Number	Per cent
Service—Continued.															
Laundries and dry cleaners.....	281	285	284	280	284	283	283	292	293	291	291	290	271	22	7.5
Males.....		285	284	280	284	283	283	292	293	291	291	290	271	22	7.5
Restaurants.....	272	240	211	214	243	221	218	240	231	232	246	229	261	50	19.2
Males.....		20	20	20	20	20	20	21	21	21	21	21	21	1	(1)
Females.....		220	191	194	223	201	198	219	210	211	225	208	240	49	20.4
Saloons.....	115	201	209	210	211	217	218	210	209	218	215	217	220	19	8.6
Males.....		159	161	162	162	165	165	163	163	168	168	168	171	12	7.0
Females.....		42	48	48	49	52	53	47	46	50	47	49	49	11	(1)
Service, n. o. c.....	825	59	59	59	59	83	107	150	145	133	129	132	131	91	60.7
Males.....		40	40	41	41	59	73	116	110	102	85	86	84	76	65.5
Females.....		19	19	18	18	24	34	34	35	31	44	46	47	29	(1)
Trade.															
Males.....	4,437	28,638	27,938	28,769	30,345	29,700	29,256	28,815	27,830	29,885	31,363	32,458	36,871	9,041	24.5
Females.....		12,677	12,597	12,734	12,959	12,930	12,843	12,776	12,699	13,005	13,242	13,494	14,117	1,520	10.8
Offices.....	369	15,961	15,341	16,035	17,386	16,770	16,413	16,039	15,131	16,880	18,121	18,964	22,754	7,623	33.5
Males.....		134	139	143	141	145	148	148	148	151	149	146	145	20	13.0
Females.....		133	138	142	140	144	147	147	150	153	148	145	144	20	13.1
Males.....		1	1	1	1	1	1	1	1	1	1	1	1		(1)
Retail and wholesale stores.....	3,366	28,268	27,562	28,386	29,962	29,310	28,858	28,425	27,437	29,489	30,972	32,065	36,481	9,044	24.8
Males.....		12,308	12,222	12,353	12,578	12,541	12,448	12,389	12,309	12,612	12,853	13,103	13,729	1,507	11.0
Females.....		15,960	15,340	16,033	17,384	16,769	16,410	16,036	15,128	16,877	18,119	18,962	22,752	7,624	33.5
Yards, coal and lumber.....	667	223	224	225	227	231	233	225	226	226	226	226	225	10	4.3
Males.....		223	224	225	227	231	233	225	226	226	226	226	225	10	4.3
Trade, n. o. c.....	35	13	13	15	15	14	17	17	16	16	16	21	20	8	(1)
Males.....		13	13	14	14	14	15	15	14	14	15	20	19	7	(1)
Females.....				1	1		2	2	2	2	1	1	1	2	(1)
Transportation and public utilities.															
Males.....	1,137	188	188	188	187	197	196	192	193	197	194	193	184	13	6.6
Females.....		185	185	185	184	194	193	189	190	194	191	189	179	15	7.7
Males.....		3	3	3	3	3	3	3	3	3	3	4	5	2	(1)
Electric light and power.....	109	128	129	129	129	126	122	123	122	128	127	130	124	8	6.2
Males.....		127	128	128	128	125	121	122	121	127	126	129	123	8	6.2
Females.....		1	1	1	1	1	1	1	1	1	1	1	1		(1)
Transportation and public utilities, n. o. c.....	1,028	60	59	59	58	71	74	69	71	69	67	63	60	16	(1)
Males.....		58	57	57	56	69	72	67	69	67	65	60	56	16	(1)
Females.....		2	2	2	2	2	2	2	2	2	2	3	4	2	(1)

¹ Not computed owing to small number represented.

TABLE A.—Fluctuation in employment in industries other than mining and quarrying in Ohio, 1914 to 1929, by occupation group, industry, and sex—Continued

1917: WAGE EARNERS

Industry and sex	Number of establishments reporting	Number employed on the 15th of each month												Variation from maximum	
		January	February	March	April	May	June	July	August	September	October	November	December	Number	Per cent
ALL INDUSTRIES	21, 624	850, 750	856, 886	881, 069	880, 515	903, 457	910, 624	903, 607	905, 960	903, 480	900, 379	895, 941	861, 856	59, 874	6. 6
Males.....		729, 783	735, 300	757, 890	753, 970	783, 461	783, 465	782, 259	783, 786	773, 601	773, 258	769, 482	735, 611	58, 672	7. 4
Females.....		120, 967	121, 586	123, 189	126, 545	119, 996	122, 169	121, 348	122, 174	124, 879	127, 121	126, 459	126, 245	7, 125	5. 6
Agriculture	450	3, 323	3, 314	3, 764	4, 695	4, 861	5, 306	5, 648	5, 313	5, 041	4, 514	4, 178	3, 551	2, 334	41. 3
Males.....		3, 148	3, 127	3, 525	4, 406	4, 569	4, 855	5, 228	4, 943	4, 669	4, 206	3, 936	3, 349	2, 101	40. 2
Females.....		175	187	236	289	292	451	420	370	372	308	242	202	276	61. 2
Dairy farming.....	29	228	235	238	250	247	257	265	279	286	281	260	267	58	20. 3
Males.....		225	232	235	247	244	254	262	276	283	278	257	264	58	20. 5
Females.....		3	3	3	3	3	3	3	3	3	3	3	3		
Florists, fruit growers, nurserymen and seedsmen.....	138	1, 369	1, 352	1, 629	2, 098	2, 085	1, 957	2, 102	1, 918	1, 827	1, 760	1, 670	1, 437	750	35. 7
Males.....		1, 255	1, 230	1, 463	1, 903	1, 896	1, 779	1, 942	1, 742	1, 641	1, 567	1, 510	1, 304	712	36. 7
Females.....		114	122	166	195	189	178	160	176	186	193	160	133	81	41. 5
General farming.....	246	1, 060	1, 653	1, 841	2, 286	2, 466	3, 020	3, 209	2, 993	2, 787	2, 338	2, 117	1, 749	1, 556	48. 5
Males.....		1, 062	1, 591	1, 774	2, 195	2, 366	2, 750	2, 952	2, 802	2, 604	2, 226	2, 038	1, 633	1, 361	46. 1
Females.....		58	62	67	91	100	270	257	191	183	112	79	66	199	77. 4
Agriculture, n. o. c.....	37	66	74	56	61	63	72	72	123	141	135	131	98	85	60. 3
Males.....		66	74	56	61	63	72	72	123	141	135	131	98	85	60. 3
Construction	4, 372	47, 926	46, 349	52, 528	60, 490	73, 433	76, 020	78, 996	81, 948	80, 580	77, 323	72, 296	52, 973	35, 599	43. 4
Males.....		47, 890	46, 311	52, 481	60, 434	73, 355	75, 945	78, 886	81, 867	80, 482	77, 242	72, 223	52, 908	35, 536	43. 4
Females.....		36	38	47	56	78	75	110	81	98	81	73	65	74	67. 3
Brick, stone, and cement work.....	468	3, 523	3, 354	3, 746	4, 651	5, 893	5, 978	6, 438	6, 956	7, 022	6, 374	5, 750	3, 547	3, 668	52. 2
Males.....		3, 522	3, 353	3, 743	4, 648	5, 877	5, 969	6, 420	6, 944	7, 011	6, 361	5, 745	3, 543	3, 658	52. 2
Females.....		1	1	3	3	16	9	18	11	11	13	5	4	17	(1)
Electrical contracting.....	156	1, 759	1, 830	1, 879	1, 627	1, 897	1, 981	2, 061	2, 168	2, 032	1, 845	2, 023	1, 943	541	25. 0
Males.....		1, 757	1, 828	1, 878	1, 626	1, 895	1, 979	2, 060	2, 167	2, 031	1, 840	2, 019	1, 941	541	25. 0
Females.....		2	2	1	1	2	2	1	1	1	5	4	2	4	(1)
Erecting and installing machinery.....	73	236	267	332	411	551	617	690	734	734	853	807	640	617	72. 3
Males.....		236	267	332	411	551	617	690	734	734	853	807	640	617	72. 3
General contracting.....	1, 599	26, 371	25, 160	28, 452	31, 734	37, 862	38, 378	40, 246	40, 584	39, 198	38, 482	36, 456	26, 160	15, 424	38. 0
Males.....		26, 363	25, 152	28, 444	31, 724	37, 852	38, 364	40, 234	40, 574	39, 188	38, 467	36, 440	26, 143	15, 422	38. 0
Females.....		8	8	8	10	10	14	12	10	14	15	16	17	9	(1)

¹ Not computed owing to small number represented.

TABLE A.—Fluctuation in employment in industries other than mining and quarrying in Ohio, 1914 to 1929, by occupation group, industry, and sex—Continued

1917: WAGE EARNERS—Continued

Industry and sex	Number of establishments reporting	Number employed on the 15th of each month												Variation from maximum	
		January	February	March	April	May	June	July	August	September	October	November	December	Number	Per cent
Construction—Continued.															
Oil and gas, drilling and producing.....	320	3,195	3,155	3,177	3,215	3,437	3,599	3,710	3,860	3,925	3,791	3,788	3,477	770	19.6
Males.....		3,193	3,153	3,175	3,213	3,436	3,598	3,679	3,859	3,914	3,782	3,787	3,476	761	19.4
Females.....		2	2	2	2	1	1	31	11	9	1	1	1	30	(1)
Painting and decorating.....	279	1,097	1,224	1,642	1,948	2,346	2,276	2,055	1,964	1,965	1,871	1,636	1,162	1,249	53.2
Males.....		1,079	1,218	1,626	1,930	2,323	2,254	2,033	1,929	1,939	1,845	1,603	1,119	1,244	53.6
Females.....		18	16	16	18	23	22	22	25	26	26	33	33	17	(1)
Plastering.....	85	577	599	562	515	802	834	939	999	1,005	805	619	450	555	55.2
Males.....		577	599	562	515	802	834	939	999	1,005	805	619	450	555	55.2
Plumbing and steam fitting.....	364	3,166	2,999	3,040	3,045	3,406	3,429	3,351	3,370	3,420	3,415	3,359	3,186	430	12.5
Males.....		3,165	2,998	3,039	3,044	3,405	3,428	3,350	3,369	3,419	3,414	3,358	3,185	430	12.5
Females.....		1	1	1	1	1	1	1	1	1	1	1	1	0	(1)
Sand and gravel excavating.....	100	682	642	868	1,056	1,195	1,225	1,266	1,304	1,258	1,153	1,047	754	662	50.8
Males.....		682	642	865	1,048	1,187	1,217	1,260	1,296	1,250	1,146	1,039	751	654	50.5
Females.....				3	8	8	8	6	8	8	8	8	3	8	(1)
Sheet-metal work and roofing.....	300	2,167	2,142	2,204	2,074	2,372	2,647	2,541	2,619	2,613	2,589	2,656	2,191	582	21.9
Males.....		2,165	2,140	2,202	2,072	2,370	2,644	2,538	2,616	2,610	2,586	2,653	2,188	581	21.9
Females.....		2	2	2	2	2	3	3	3	3	3	3	3	1	(1)
Street, road, and sewer contracting.....	570	4,393	4,260	5,894	9,436	12,800	14,181	14,822	16,489	16,619	15,251	13,329	8,782	12,359	74.4
Males.....		4,391	4,254	5,883	9,425	12,785	14,166	14,806	16,469	16,596	15,249	13,327	8,781	12,342	74.4
Females.....		2	6	11	11	15	15	16	20	23	2	2	1	22	(1)
Ventilating and heating.....	30	482	469	487	532	635	596	534	504	499	542	575	499	166	26.1
Males.....		482	469	487	532	635	596	534	504	499	542	575	499	166	26.1
Construction, n. o. c.....	28	278	238	245	246	237	279	373	349	290	252	251	192	181	48.5
Males.....		278	238	245	246	237	279	373	349	290	252	251	192	181	48.5
Fisheries.....	34	224	333	256	570	547	472	434	436	471	485	527	314	346	60.7
Males.....		224	333	256	569	546	471	434	436	471	484	526	314	345	60.6
Females.....		1	1	1	1	1	1	1	1	1	1	1	1	1	(1)
Manufactures.....	8,600	672,039	679,985	694,158	681,553	687,859	690,745	680,480	680,904	681,068	682,657	684,235	672,867	22,119	3.2
Males.....		682,961	690,437	694,179	683,970	690,264	693,487	684,116	684,505	684,818	686,177	687,882	680,898	23,281	3.9
Females.....		89,078	89,548	89,978	87,583	85,795	87,258	86,364	87,399	90,250	92,480	92,153	91,969	6,685	7.2
Chemicals and allied products.....	340	15,777	16,186	16,864	16,719	16,703	16,911	16,888	17,145	17,311	17,080	17,142	17,178	1,534	8.9
Males.....		14,174	14,563	15,209	15,059	15,108	15,332	15,229	15,614	15,700	15,437	15,439	15,434	1,534	9.7
Females.....		1,603	1,623	1,655	1,660	1,595	1,579	1,659	1,531	1,611	1,643	1,708	1,744	213	12.2
Baking powder and yeast.....	4	247	287	242	237	216	152	162	161	152	162	155	145	112	43.6
Males.....		159	160	159	149	132	74	71	72	71	86	82	66	94	58.8
Females.....		88	97	83	88	84	78	91	89	81	76	73	79	24	(1)

PART 2.—GENERAL TABLE

Chemicals, acids, and wood distillation.....	55	4, 101	4, 169	4, 346	4, 179	4, 212	4, 260	4, 218	4, 287	4, 375	4, 528	4, 547	4, 507	446	9.8
Males.....		4, 092	4, 160	4, 336	4, 166	4, 201	4, 249	4, 209	4, 277	4, 365	4, 510	4, 532	4, 488	440	9.7
Females.....		9	9	10	13	11	11	9	10	10	18	15	19	10	(1)
Dyestuffs and extracts.....	3	168	179	182	195	244	283	326	330	306	339	380	384	216	56.3
Males.....		168	179	182	195	244	283	326	330	306	339	380	384	216	56.3
Explosives.....	8	222	227	236	210	228	241	235	240	209	188	243	256	68	26.6
Males.....		222	227	236	210	228	241	235	240	209	188	243	256	68	26.6
Fertilizers.....	19	781	946	1, 148	1, 207	956	973	997	1, 409	1, 358	882	788	843	628	44.6
Males.....		780	945	1, 147	1, 206	955	972	996	1, 408	1, 357	879	785	840	628	44.6
Females.....		1	1	1	1	1	1	1	1	1	3	3	3	2	(1)
Grease and tallow.....	25	391	415	431	419	442	469	481	443	444	462	449	430	90	18.7
Males.....		386	410	427	413	437	464	477	439	436	455	440	422	91	19.1
Females.....		5	5	4	6	5	5	4	4	8	7	9	8	5	(1)
Ink, printing.....	10	331	354	376	376	374	380	405	431	447	430	410	404	116	26.0
Males.....		327	350	372	372	370	376	401	426	441	425	405	399	114	25.9
Females.....		4	4	4	4	4	4	4	5	6	5	5	5	2	(1)
Paint and varnish.....	81	2, 620	2, 684	2, 744	2, 717	2, 721	2, 684	2, 688	2, 649	2, 525	2, 470	2, 398	2, 439	351	12.8
Males.....		2, 374	2, 409	2, 475	2, 451	2, 448	2, 422	2, 441	2, 403	2, 293	2, 246	2, 177	2, 214	288	12.0
Females.....		246	275	269	266	273	262	247	246	232	224	216	225	59	21.5
Patent medicines and drug compounds.....	50	835	857	896	886	801	766	814	687	762	810	836	859	209	23.3
Males.....		375	412	412	407	394	375	372	331	368	368	375	375	81	19.7
Females.....		460	445	484	479	407	391	442	356	394	442	461	484	128	26.4
Petroleum refining.....	18	1, 820	1, 871	1, 969	2, 017	2, 184	2, 158	2, 110	2, 108	2, 114	2, 194	2, 184	2, 095	374	17.0
Males.....		1, 815	1, 865	1, 962	2, 009	2, 176	2, 150	2, 103	2, 101	2, 112	2, 186	2, 153	2, 063	371	17.0
Females.....		5	6	7	8	8	8	7	7	11	8	11	12	7	(1)
Salt.....	7	872	866	863	872	881	874	874	902	939	957	969	972	109	11.2
Males.....		829	825	820	827	842	837	839	866	902	913	925	923	105	11.4
Females.....		43	41	43	45	39	37	35	36	37	44	44	49	14	(1)
Soap and candles.....	24	3, 043	2, 997	3, 042	3, 016	3, 070	3, 214	3, 151	3, 093	3, 299	3, 322	3, 440	3, 399	443	12.9
Males.....		2, 346	2, 306	2, 355	2, 326	2, 362	2, 495	2, 380	2, 366	2, 516	2, 541	2, 612	2, 608	306	11.7
Females.....		697	691	687	690	708	719	771	727	783	783	828	791	141	17.0
Chemicals and allied products, n. o. c.....	36	346	364	389	388	374	457	427	405	377	336	368	445	121	26.5
Males.....		301	315	326	328	319	394	379	352	324	301	330	376	98	23.6
Females.....		45	49	63	60	55	63	48	53	53	35	38	69	34	(1)
Food and kindred products.....	1, 364	24, 124	24, 010	24, 233	23, 964	24, 250	25, 652	25, 760	26, 398	30, 755	29, 221	29, 234	28, 193	6, 791	22.1
Males.....		18, 897	18, 724	18, 736	18, 807	19, 157	20, 120	20, 021	20, 494	22, 774	21, 806	21, 963	21, 433	4, 060	17.8
Females.....		5, 227	5, 286	5, 497	5, 157	5, 093	5, 532	5, 739	5, 899	7, 981	8, 115	7, 281	6, 760	3, 022	37.2
Bread and other bakery products.....	385	5, 774	5, 915	5, 979	5, 823	5, 842	5, 758	5, 773	5, 907	6, 056	6, 163	6, 113	6, 172	414	6.7
Males.....		4, 462	4, 562	4, 595	4, 463	4, 511	4, 452	4, 460	4, 476	4, 524	4, 595	4, 575	4, 647	195	4.2
Females.....		1, 312	1, 353	1, 384	1, 360	1, 331	1, 306	1, 313	1, 431	1, 532	1, 568	1, 538	1, 525	262	16.7
Butter, cheese, and condensed milk.....	142	1, 922	1, 960	2, 014	2, 118	2, 232	2, 382	2, 444	2, 450	2, 346	2, 268	2, 128	2, 080	528	21.6
Males.....		1, 808	1, 848	1, 902	1, 987	2, 094	2, 231	2, 301	2, 299	2, 188	2, 115	1, 986	1, 942	493	21.4
Females.....		114	112	112	131	138	151	143	151	158	153	142	138	46	29.1
Canning and preserving fruits and vegetables.....	92	607	584	712	831	907	1, 571	1, 989	1, 972	5, 442	3, 338	1, 615	965	4, 858	89.3
Males.....		406	412	492	634	696	1, 076	1, 403	1, 394	3, 575	1, 984	1, 025	622	3, 169	88.6
Females.....		201	172	220	197	211	495	586	578	1, 867	1, 354	590	343	1, 695	90.8
Coffee, spices, and peanuts, roasting and grinding.....	34	1, 377	1, 392	1, 429	1, 402	1, 468	1, 462	1, 415	1, 391	1, 437	1, 543	1, 508	1, 496	166	10.8
Males.....		829	840	861	834	840	841	818	809	826	898	869	866	87	9.7
Females.....		548	556	568	568	628	621	597	582	611	647	639	630	99	15.3

¹ Not computed owing to small number represented.

TABLE A.—Fluctuation in employment in industries other than mining and quarrying in Ohio, 1914 to 1929, by occupation group, industry, and sex—Continued

1917: WAGE EARNERS—Continued

Industry and sex	Number of establishments reporting	Number employed on the 15th of each month												Variation from maximum	
		January	February	March	April	May	June	July	August	September	October	November	December	Number	Per cent
		Manufactures—Continued.													
Food and kindred products—Continued.															
Confectionery and ice cream.....	31	4,336	4,357	4,522	4,330	4,328	4,623	4,859	5,070	5,618	6,055	5,864	5,364	4,727	28.5
Males.....		2,204	2,193	2,239	2,254	2,363	2,558	2,684	2,767	2,716	2,684	2,651	2,370	1,574	20.7
Females.....		2,132	2,164	2,283	2,076	1,965	2,065	2,175	2,303	2,902	3,371	3,213	2,994	1,406	41.7
Cordials and sirups.....	7	442	432	448	422	386	421	472	365	416	498	473	452	133	26.7
Males.....		139	135	147	155	140	144	149	146	133	151	141	141	22	14.2
Females.....		303	297	301	267	246	277	323	219	283	347	332	311	128	36.9
Flour-mill and grist-mill products.....	422	2,812	2,774	2,751	2,988	3,029	2,958	2,571	2,923	3,065	3,023	3,197	3,302	731	22.1
Males.....		2,802	2,764	2,741	2,979	3,019	2,961	2,564	2,916	3,055	3,014	3,182	3,289	725	22.0
Females.....		10	10	10	9	10	7	7	7	10	9	15	13	6	(1)
Food preparations.....	20	1,294	1,424	1,332	1,219	1,264	1,435	1,331	1,400	1,528	1,552	1,692	1,707	488	28.6
Males.....		965	1,063	986	928	976	1,131	1,018	1,046	1,159	1,185	1,251	1,277	349	27.3
Females.....		329	361	346	291	288	304	313	354	369	367	441	430	153	34.7
Slaughtering and meat packing.....	103	4,972	4,572	4,430	4,150	4,032	4,313	4,170	4,105	3,961	4,093	4,694	5,019	1,058	21.1
Males.....		4,798	4,415	4,260	3,987	3,880	4,109	3,981	3,922	3,811	3,915	4,453	4,765	987	20.6
Females.....		174	157	170	163	152	204	189	183	150	178	241	254	104	40.9
Sugar.....	7	139	158	176	231	292	296	315	388	440	925	1,481	1,136	1,342	90.6
Males.....		136	156	173	228	289	290	309	383	432	906	1,462	1,117	1,326	90.7
Females.....		3	3	3	3	3	6	6	5	8	19	19	19	16	(1)
Food and kindred products, n. o. c.....	21	449	442	449	450	470	433	421	422	446	463	469	500	79	15.8
Males.....		348	341	340	358	349	337	334	336	355	361	358	397	63	15.9
Females.....		101	101	109	121	121	96	87	86	91	102	111	103	35	28.9
Iron and steel and their products.....	1,583	256,851	257,355	264,432	257,134	262,900	263,787	261,709	264,653	265,398	270,901	271,533	265,851	14,732	5.4
Males.....		249,624	250,819	257,771	250,798	258,029	258,652	256,656	259,295	259,425	264,390	265,813	259,889	16,169	6.1
Females.....		7,227	6,536	6,661	6,336	4,871	5,135	5,053	5,358	5,973	6,511	5,720	5,462	2,356	32.6
Blast-furnace products.....	33	10,497	10,413	10,657	10,219	10,913	10,832	10,688	10,709	10,882	11,050	10,939	10,132	918	8.3
Males.....		10,488	10,404	10,648	10,210	10,904	10,823	10,679	10,700	10,873	11,041	10,929	10,122	919	8.3
Females.....		9	9	9	9	9	9	9	9	9	9	10	10	1	(1)
Bolts, nuts, washers, and rivets, not made in steel works or rolling mills.....	23	5,449	5,574	5,644	5,539	5,534	5,590	5,476	5,512	5,358	5,323	5,504	5,366	321	5.7
Males.....		4,686	4,842	4,902	4,819	4,800	4,835	4,747	4,773	4,597	4,586	4,733	4,580	322	6.6
Females.....		763	732	742	720	734	755	729	739	761	727	771	786	66	8.4
Cash registers and calculating machines.....	12	10,923	9,695	9,656	8,353	4,881	4,598	4,433	4,572	5,883	7,261	6,538	6,887	6,490	59.4
Males.....		7,797	7,252	7,159	6,250	4,449	4,101	4,029	4,030	4,737	5,687	5,779	6,388	3,768	48.3
Females.....		3,126	2,443	2,497	2,103	432	497	404	542	1,146	1,574	759	499	2,722	87.1

TABLE A.—Fluctuation in employment in industries other than mining and quarrying in Ohio, 1914 to 1929, by occupation group, industry, and sex—Continued

1917: WAGE EARNERS—Continued

Industry and sex	Number of establishments reporting	Number employed on the 15th of each month												Variation from maximum	
		January	February	March	April	May	June	July	August	September	October	November	December	Number	Per cent
Manufactures—Continued.															
Leather and its finished products.....	160	18,754	19,173	18,494	17,436	18,051	18,008	17,999	17,041	15,360	15,691	16,495	17,074	3,813	19.9
Males.....		11,924	12,350	11,930	11,400	11,506	11,691	11,674	11,199	10,211	10,227	10,688	10,993	2,139	17.3
Females.....		6,830	6,823	6,564	6,036	6,545	6,317	6,325	5,842	5,149	5,464	5,807	6,081	1,681	24.6
Boots and shoes, including out stock and findings.....	68	15,430	15,737	15,119	14,134	14,608	14,471	14,420	13,471	11,852	12,216	12,937	13,405	3,885	24.7
Males.....		8,982	9,285	8,902	8,452	8,445	8,541	8,521	8,051	7,144	7,226	7,608	7,853	2,141	23.1
Females.....		6,448	6,452	6,217	5,682	6,163	5,930	5,899	5,420	4,708	4,990	5,329	5,552	1,744	27.0
Leather, tanned, curried, and finished.....	26	1,933	1,949	1,911	1,851	1,873	1,839	1,803	1,798	1,713	1,634	1,716	1,671	315	16.2
Males.....		1,917	1,933	1,898	1,836	1,853	1,821	1,786	1,785	1,702	1,628	1,711	1,665	305	15.8
Females.....		16	16	13	15	20	18	17	13	11	6	5	6	15	(¹)
Saddlery and harness.....	29	432	499	489	499	618	747	802	808	846	855	838	957	525	54.9
Males.....		370	459	452	450	557	678	719	721	748	729	713	842	472	56.1
Females.....		62	40	37	49	61	69	83	87	98	126	125	115	89	70.6
Trunks and valises.....	17	255	274	271	270	261	265	265	237	223	216	212	214	62	22.6
Males.....		230	246	247	242	236	237	238	214	201	196	193	193	54	21.9
Females.....		25	28	24	28	25	28	27	23	22	20	19	21	9	(¹)
Leather and its finished products, n. o. c.....	20	704	714	704	682	691	686	709	727	726	770	792	827	145	17.5
Males.....		425	427	431	420	415	414	410	428	416	448	463	440	53	11.4
Females.....		279	287	273	262	276	272	299	310	322	322	329	387	125	32.3
Liquors and beverages.....	179	6,119	6,044	6,176	6,209	6,297	6,706	6,973	7,097	6,625	6,132	5,891	5,837	1,260	17.8
Males.....		6,015	5,948	6,081	6,107	6,184	6,588	6,873	6,975	6,520	6,031	5,797	5,733	1,242	17.8
Females.....		104	96	95	102	113	118	100	122	105	101	94	104	28	23.0
Liquors, distilled.....	6	410	378	352	320	315	305	349	298	229	224	224	245	186	45.4
Males.....		344	320	294	294	252	249	254	289	255	192	192	201	152	44.2
Females.....		66	58	58	61	68	66	51	60	43	37	32	44	36	(¹)
Liquors, malt.....	95	5,049	4,994	5,080	5,129	5,230	5,604	5,840	5,902	5,548	5,169	4,990	4,953	949	16.1
Males.....		5,032	4,977	5,063	5,113	5,214	5,588	5,821	5,871	5,514	5,133	4,953	4,916	955	16.3
Females.....		17	17	17	16	16	16	19	31	34	36	37	37	21	(¹)
Mineral and soda waters.....	62	421	431	479	469	503	559	585	614	518	468	421	394	193	31.4
Males.....		413	423	470	459	491	543	569	596	506	456	411	384	214	35.8
Females.....		8	8	9	10	12	16	16	16	12	10	10	10	8	(¹)
Liquors and beverages, n. o. c.....	16	239	241	265	256	244	228	243	232	261	266	256	245	38	14.3
Males.....		226	228	254	241	227	208	229	217	245	250	241	232	46	18.1
Females.....		13	13	11	15	17	20	14	15	16	16	15	13	9	(¹)

Lumber and its remanufactures.....	899	28,793	29,119	29,617	28,859	29,555	29,659	29,793	28,995	28,383	27,837	27,962	27,234	2,559	8.6
Males.....		27,384	27,679	28,105	27,392	28,013	28,053	28,164	27,376	26,781	26,229	26,431	25,574	2,590	9.2
Females.....		1,409	1,440	1,512	1,467	1,542	1,606	1,629	1,619	1,602	1,608	1,531	1,660	2,551	15.1
Baskets, rattan, and willow ware.....	22	384	408	399	403	448	534	476	452	413	395	355	318	216	40.4
Males.....		254	267	259	257	291	337	303	281	264	253	224	203	134	39.8
Females.....		130	141	140	146	157	197	173	171	149	142	131	115	82	41.6
Boxes, cigar.....	18	429	440	448	432	427	423	417	418	402	394	397	405	54	12.1
Males.....		172	167	163	160	161	162	148	151	151	143	142	148	30	17.4
Females.....		257	273	285	272	266	261	269	267	251	251	255	257	34	11.9
Coffins and undertakers' goods.....	19	1,343	1,406	1,439	1,409	1,417	1,409	1,366	1,364	1,367	1,335	1,325	1,318	121	8.4
Males.....		1,138	1,190	1,197	1,173	1,178	1,183	1,148	1,148	1,153	1,127	1,105	1,089	108	9.0
Females.....		210	216	242	236	239	226	209	216	214	208	220	229	34	14.0
Cooperage and related wooden goods.....	86	1,901	1,944	2,005	1,986	2,013	1,990	1,986	1,887	1,854	1,861	1,884	1,874	159	7.9
Males.....		1,394	1,938	1,984	1,954	1,982	1,961	1,960	1,864	1,819	1,827	1,840	1,833	165	8.3
Females.....		7	6	21	32	31	29	26	23	35	34	44	41	38	(1)
Furniture and refrigerators.....	151	9,907	10,054	10,171	10,014	9,898	9,918	10,088	9,931	9,677	9,641	9,762	9,672	530	5.2
Males.....		9,583	9,732	9,841	9,697	9,520	9,509	9,598	9,448	9,201	9,164	9,384	9,165	677	6.9
Females.....		324	322	330	317	378	409	490	483	476	477	378	507	190	37.5
Lasts.....	4	210	215	236	225	224	244	209	195	193	212	212	212	53	21.7
Males.....		210	215	236	225	229	237	203	190	189	186	200	201	51	21.5
Females.....						5	7	6	5	4	5	12	11	12	(1)
Looking-glass and picture frames.....	7	285	336	363	349	357	315	326	344	350	334	323	290	78	21.5
Males.....		271	313	337	325	329	288	288	305	310	296	288	270	67	19.9
Females.....		14	23	26	24	28	27	38	39	40	38	35	20	26	(1)
Lumber and planing-mill products.....	524	10,566	10,539	10,751	10,721	11,373	11,536	11,531	11,001	10,728	10,170	10,034	9,268	2,268	19.7
Males.....		10,524	10,495	10,711	10,677	11,327	11,483	11,478	10,967	10,668	10,110	9,989	9,221	2,262	19.7
Females.....		42	44	40	44	46	53	53	44	60	60	45	47	20	(1)
Matches.....	4	2,297	2,296	2,283	1,853	1,860	1,913	1,903	1,881	1,901	2,022	2,206	2,428	575	23.7
Males.....		1,921	1,930	1,904	1,502	1,514	1,561	1,581	1,554	1,572	1,672	1,835	2,036	534	26.2
Females.....		376	366	379	351	346	352	322	327	329	350	371	392	70	17.9
Show cases.....	11	247	238	232	221	203	220	195	199	197	204	197	195	52	21.1
Males.....		241	234	228	217	199	216	190	194	192	199	192	190	51	21.2
Females.....		6	4	4	4	4	4	5	5	5	5	5	5	2	(1)
Wood preserving.....	4	182	167	198	220	280	248	281	357	317	269	277	241	190	53.2
Males.....		182	167	198	220	280	248	281	357	317	269	277	241	190	53.2
Wood, turned and carved.....	44	973	1,010	1,027	958	976	842	949	900	918	954	925	947	185	18.0
Males.....		930	965	982	917	934	801	911	861	879	916	890	911	181	18.4
Females.....		43	45	45	41	42	41	38	39	39	38	35	36	10	(1)
Lumber and its remanufactures, n. o. c.....	5	64	66	65	68	69	67	66	66	66	67	65	66	5	(1)
Males.....		64	66	65	68	69	67	66	66	66	67	65	66	5	(1)
Metals and metal products, other than iron and steel.....	339	25,597	25,487	25,378	24,571	24,745	25,566	24,867	25,613	25,476	25,615	26,254	26,022	1,683	6.4
Males.....		19,850	19,607	19,503	18,833	18,948	19,762	19,483	19,665	19,474	19,663	20,191	20,075	1,358	6.7
Females.....		5,747	5,880	5,875	5,738	5,797	5,804	5,384	5,948	6,002	5,952	6,063	5,947	679	11.2
Brass, bronze, and aluminum products.....	65	2,643	2,776	2,845	2,872	2,878	2,968	3,030	3,114	3,092	3,144	3,445	3,557	914	26.7
Males.....		2,614	2,741	2,812	2,841	2,842	2,961	2,993	3,078	3,046	3,144	3,364	3,456	842	24.4
Females.....		29	35	33	31	36	37	37	36	46	50	81	101	72	71.3
Clocks and watches, including cases and materials.....	8	1,100	1,088	1,090	1,046	1,058	1,049	1,031	998	1,010	991	1,025	1,046	109	9.9
Males.....		720	734	743	708	695	717	703	682	698	693	690	707	61	8.2
Females.....		380	354	347	338	363	332	328	316	312	298	336	339	82	21.6

¹Not computed owing to small number represented.

TABLE A.—Fluctuation in employment in industries other than mining and quarrying in Ohio, 1914 to 1929, by occupation group, industry, and sex—Continued

1917: WAGE EARNERS—Continued

Industry and sex	Number of establishments reporting	Number employed on the 15th of each month												Variation from maximum	
		January	February	March	April	May	June	July	August	September	October	November	December	Number	Per cent
Manufactures—Continued.															
Metal and metal products—Continued.															
Copper, tin, and sheet-iron products.....	151	13,895	13,562	13,444	12,942	13,194	13,758	13,524	13,456	13,169	13,147	13,490	13,250	963	6.9
Males.....		12,077	11,715	11,562	11,096	11,289	11,840	11,667	11,675	11,425	11,472	11,763	11,627	991	8.2
Females.....		1,818	1,847	1,882	1,856	1,905	1,918	1,957	1,781	1,744	1,675	1,727	1,623	334	17.1
Electroplating.....	17	337	349	357	346	337	365	350	351	349	363	366	338	29	7.9
Males.....		333	346	353	342	333	361	345	346	345	359	361	334	28	7.8
Females.....		4	3	4	4	4	4	5	5	4	4	5	4	2	(1)
Galvanizing.....	9	165	185	177	199	202	232	242	231	236	252	271	260	106	39.1
Males.....		152	170	163	184	186	217	231	220	227	239	256	248	104	40.6
Females.....		13	15	14	15	16	15	11	11	9	13	15	12	7	(1)
Gas and electric fixtures and lamps and reflectors.....	40	6,302	6,372	6,375	6,174	6,150	6,254	5,789	6,539	6,662	6,705	6,671	6,599	916	13.7
Males.....		3,015	2,962	2,981	2,839	2,815	2,884	2,573	2,881	2,924	2,942	2,923	2,877	200	6.6
Females.....		3,287	3,410	3,394	3,335	3,335	3,370	2,916	3,658	3,738	3,763	3,748	3,722	847	22.5
Jewelry.....	21	460	447	429	421	447	437	427	430	420	408	447	439	52	11.3
Males.....		380	371	359	352	364	360	353	352	336	329	365	366	51	13.4
Females.....		80	76	70	69	83	77	74	78	84	79	82	73	15	(1)
Smelting and refining, not from the ore.....	12	323	343	324	278	287	283	276	275	312	318	300	305	68	19.8
Males.....		252	266	260	229	240	239	227	221	255	256	237	240	45	16.9
Females.....		71	77	64	49	47	44	49	54	57	62	63	65	33	(1)
Metals and metal products, other than iron and steel, n. o. c.....	16	372	365	337	293	192	190	198	219	226	237	239	228	182	48.9
Males.....		307	302	270	252	184	183	191	210	218	229	232	220	124	40.4
Females.....		65	63	67	41	8	7	7	9	8	8	7	8	58	(1)
Paper and printing.....	930	29,952	29,916	30,069	29,917	29,878	30,154	29,424	29,296	29,368	29,246	29,352	28,952	1,202	4.0
Males.....		22,351	22,770	22,963	22,792	22,644	22,858	22,356	22,338	22,363	22,098	22,171	21,960	993	4.3
Females.....		7,101	7,146	7,116	7,125	7,234	7,296	7,068	6,958	7,005	7,148	7,181	6,992	338	4.6
Bags, paper.....	5	329	335	311	316	326	303	300	335	338	339	345	314	58	16.2
Males.....		147	148	154	151	152	140	126	130	134	146	149	150	28	18.2
Females.....		182	187	157	165	174	163	174	205	224	193	196	164	67	29.9
Boxes, fancy and paper.....	61	3,050	3,101	3,017	2,964	2,955	2,951	2,964	2,816	2,805	2,847	2,883	2,781	320	10.3
Males.....		1,235	1,218	1,175	1,175	1,167	1,238	1,233	1,184	1,179	1,175	1,205	1,185	71	5.7
Females.....		1,815	1,883	1,842	1,789	1,788	1,713	1,731	1,632	1,629	1,672	1,678	1,596	287	15.2
Envelopes.....	4	275	264	261	268	278	275	278	275	269	273	281	113	168	59.8
Males.....		119	114	113	114	113	117	117	117	114	115	113	50	69	58.0
Females.....		156	150	148	154	165	158	161	158	155	158	168	63	105	62.5

Paper and wood pulp.....	55	7, 278	7, 303	7, 385	7, 331	7, 332	7, 511	7, 236	7, 294	7, 465	7, 265	7, 202	7, 081	430	5. 7
Males.....		6, 372	6, 419	6, 464	6, 439	6, 449	6, 597	6, 336	6, 376	6, 524	6, 289	6, 255	6, 143	454	6. 9
Females.....		906	884	921	892	883	914	900	918	941	976	947	938	93	9. 5
Photo-engraving.....	26	430	434	437	443	451	447	429	417	422	433	434	425	34	7. 5
Males.....		423	427	430	436	440	435	422	411	412	420	417	411	29	6. 6
Females.....		7	7	7	7	11	12	7	6	10	13	17	14	11	(1)
Printing and publishing.....	730	17, 757	17, 755	17, 798	17, 735	17, 688	17, 526	17, 410	17, 368	17, 170	17, 200	17, 299	17, 340	656	3. 7
Males.....		13, 882	13, 878	13, 925	13, 781	13, 639	13, 658	13, 473	13, 477	13, 294	13, 251	13, 323	13, 326	674	4. 8
Females.....		3, 875	3, 877	3, 873	3, 954	4, 049	3, 868	3, 937	3, 891	3, 876	3, 949	3, 976	4, 015	295	7. 1
Stereotyping and electrotyping.....	20	321	321	328	328	315	313	297	300	316	314	317	299	31	9. 5
Males.....		319	319	326	327	313	311	295	296	313	310	313	295	32	9. 8
Females.....		2	2	2	2	2	2	2	2	3	4	4	4	3	(1)
Paper and printing, n. o. c.....	29	512	403	532	532	533	528	510	501	560	575	591	599	196	32. 7
Males.....		354	247	366	369	371	362	354	345	393	392	396	401	154	38. 4
Females.....		158	156	166	163	162	166	156	156	167	183	195	198	42	21. 2
Rubber products.....	82	52, 763	55, 753	58, 190	53, 245	58, 050	58, 642	59, 139	54, 939	52, 895	52, 335	52, 651	51, 419	6, 804	11. 5
Males.....		49, 287	52, 284	54, 627	54, 739	54, 516	54, 989	55, 443	50, 973	48, 989	48, 267	48, 394	46, 723	8, 720	15. 7
Females.....		3, 476	3, 469	3, 563	3, 506	3, 534	3, 653	3, 696	3, 966	3, 906	4, 068	4, 257	4, 696	1, 227	26. 1
Stone, clay, and glass products.....	702	42, 858	42, 307	44, 271	46, 147	47, 151	46, 890	42, 415	43, 268	43, 246	42, 609	41, 885	40, 448	7, 103	15. 1
Males.....		37, 768	37, 443	39, 288	41, 069	42, 009	41, 720	37, 373	38, 401	38, 237	37, 619	36, 613	34, 816	7, 193	17. 1
Females.....		5, 090	4, 864	4, 983	5, 078	5, 142	5, 170	4, 842	4, 867	5, 009	5, 272	5, 272	5, 232	430	8. 2
Artificial stone.....	83	498	498	576	734	743	785	769	743	722	654	586	362	423	53. 9
Males.....		498	498	576	734	743	785	769	743	722	654	586	362	423	53. 9
Brick and tile.....	209	5, 563	5, 546	6, 048	6, 717	7, 479	7, 629	6, 549	6, 799	6, 408	5, 910	5, 178	4, 388	3, 241	42. 5
Males.....		5, 563	5, 546	6, 048	6, 717	7, 479	7, 629	6, 549	6, 799	6, 408	5, 910	5, 178	4, 388	3, 241	42. 5
Cement.....	6	521	552	688	714	784	757	755	752	593	552	496	356	401	53. 0
Males.....		520	551	687	713	783	754	751	751	592	551	495	355	401	53. 0
Females.....		1	1	1	1	1	1	1	1	1	1	1	1	1	---
Crucibles.....	5	414	449	410	420	416	449	453	420	426	439	447	453	48	9. 5
Males.....		384	417	379	392	382	418	422	393	399	409	415	426	47	11. 0
Females.....		30	32	31	28	34	31	31	27	27	30	32	27	7	(1)
Emery and other abrasive wheels.....	4	254	246	229	217	226	222	209	222	218	213	217	212	45	17. 7
Males.....		252	244	227	215	224	220	207	220	216	211	215	210	45	17. 9
Females.....		2	2	2	2	2	2	2	2	2	2	2	2	2	---
Glass.....	51	13, 493	13, 398	13, 999	14, 658	14, 622	13, 793	10, 882	11, 432	12, 522	12, 913	13, 383	13, 267	3, 776	25. 8
Males.....		12, 282	12, 704	13, 370	13, 289	12, 424	9, 850	11, 221	11, 555	11, 800	11, 955	11, 800	11, 677	3, 520	26. 3
Females.....		1, 211	1, 232	1, 295	1, 333	1, 369	1, 369	1, 032	1, 191	1, 301	1, 358	1, 583	1, 590	658	35. 1
Glass, cutting, staining, and ornamenting.....	28	464	453	444	458	449	447	443	438	445	424	397	67	14. 4	
Males.....		372	354	352	347	335	331	326	331	315	322	310	280	92	24. 7
Females.....		92	99	92	111	114	116	117	107	122	123	114	117	31	25. 2
Lime.....	4	252	250	260	250	256	232	271	294	275	254	221	213	81	27. 6
Males.....		252	250	260	250	256	232	271	294	275	254	221	213	81	27. 6
Marble and stone work.....	86	596	552	682	691	725	730	730	720	701	688	616	540	190	26. 0
Males.....		596	552	682	691	725	730	730	720	701	688	616	540	190	26. 0
Females.....		1	1	1	1	1	1	1	1	1	1	1	1	1	---
Pottery, terra-cotta and fire-clay products.....	186	19, 955	19, 547	20, 079	20, 308	20, 477	20, 794	20, 296	20, 411	19, 995	19, 607	19, 388	18, 998	1, 796	8. 6
Males.....		16, 208	16, 051	16, 519	16, 662	16, 821	17, 146	16, 640	16, 875	16, 441	16, 133	15, 850	15, 505	1, 641	9. 6
Females.....		3, 752	3, 496	3, 560	3, 646	3, 656	3, 648	3, 656	3, 536	3, 554	3, 474	3, 538	3, 493	278	7. 4
Stone and clay, crushing and grinding.....	17	211	215	222	222	234	230	245	245	245	240	234	241	238	14. 9
Males.....		211	215	222	222	234	230	245	245	245	240	234	241	238	14. 9

¹ Not computed owing to small number represented.

TABLE A.—Fluctuation in employment in industries other than mining and quarrying in Ohio, 1914 to 1929, by occupation group, industry, and sex—Continued

1917: WAGE EARNERS—Continued

Industry and sex	Number of establishments reporting	Number employed on the 15th of each month												Variation from maximum	
		January	February	March	April	May	June	July	August	September	October	November	December	Number	Per cent
Manufactures—Continued.															
Stone, clay, and glass products—Continued.															
Wall plaster.....	14	514	482	517	642	666	696	686	662	584	575	555	494	214	30.7
Males.....		512	480	515	640	664	694	684	660	582	573	553	492	214	30.8
Females.....		2	2	2	2	2	2	2	2	2	2	2	2		
Stone, clay, and glass products, n. o. c.....	9	123	119	117	116	124	126	127	127	125	125	133	180	17	12.8
Males.....		123	119	117	116	124	126	127	127	125	125	133	180	17	12.8
Females.....															
Females.....	708	39,363	40,335	40,972	40,581	39,141	39,781	39,730	40,107	39,892	40,340	39,507	39,110	1,862	4.5
Males.....		13,523	13,468	13,984	13,832	13,429	13,664	13,520	13,533	13,356	13,445	13,238	12,967	997	7.1
Females.....		25,840	26,867	26,988	26,749	25,712	26,117	26,210	26,574	26,536	26,895	26,269	26,123	1,276	4.7
Awnings, tents, and sails.....	28	622	637	678	780	670	855	851	805	803	982	1,052	1,078	456	42.3
Males.....		259	272	286	358	392	395	366	315	307	331	330	323	136	34.4
Females.....		363	365	390	422	278	460	485	490	496	651	722	755	392	51.9
Bags, other than paper.....	7	722	723	715	661	646	751	740	739	787	804	801	817	171	20.9
Males.....		229	231	229	215	219	240	235	240	256	258	246	263	44	16.7
Females.....		493	492	486	446	427	511	505	499	531	546	555	554	128	23.1
Clothing, men's.....	161	5,489	5,560	5,699	5,675	5,821	5,814	5,556	5,695	5,708	5,765	5,936	5,786	447	7.5
Males.....		2,537	2,572	2,657	2,614	2,664	2,661	2,569	2,653	2,593	2,630	2,692	2,667	155	5.8
Females.....		2,952	2,988	3,042	3,061	3,157	3,153	2,987	3,042	3,115	3,135	3,244	3,119	292	9.0
Clothing, women's.....	112	8,767	9,004	9,208	8,849	8,073	8,235	8,749	8,957	8,818	8,582	7,876	7,854	1,354	14.7
Males.....		3,068	3,098	3,153	2,966	2,649	2,810	3,049	3,168	3,119	3,037	2,782	2,747	519	16.4
Females.....		5,699	5,906	6,055	5,883	5,424	5,425	5,700	5,789	5,699	5,545	5,094	5,107	948	15.7
Cor dage, twine, jute, and linen goods.....	6	1,271	1,241	1,223	1,251	1,211	1,129	1,192	1,002	890	967	1,002	1,042	381	30.0
Males.....		1,072	1,051	1,035	1,053	1,016	1,013	1,010	862	741	787	846	863	331	30.9
Females.....		199	190	198	198	195	206	182	140	149	180	176	179	66	32.0
Custom tailoring, men's and women's.....	185	5,377	5,512	5,706	5,786	5,765	5,667	5,497	5,342	5,522	5,643	5,694	5,534	444	7.7
Males.....		1,015	1,069	1,170	1,117	1,212	1,213	1,067	1,080	1,196	1,219	1,230	1,136	215	17.5
Females.....		4,362	4,423	4,536	4,569	4,553	4,454	4,430	4,262	4,326	4,424	4,464	4,398	307	6.7
Flags, banners, and regalia.....	12	1,459	1,493	1,501	1,565	1,595	1,554	1,515	1,457	1,480	1,587	1,546	1,496	138	8.7
Males.....		383	378	385	409	409	420	413	414	409	397	396	385	42	10.0
Females.....		1,076	1,115	1,116	1,156	1,186	1,134	1,102	1,043	1,071	1,190	1,150	1,101	147	12.4
Furnishing goods, men's.....	20	596	629	649	648	644	624	612	647	665	636	629	623	69	10.4
Males.....		88	90	91	90	88	88	89	89	89	86	87	86	5	(1)
Females.....		508	539	558	558	554	536	522	558	576	550	542	537	68	11.8
Gloves, cloth and cotton.....	34	2,691	2,737	2,798	2,791	2,761	2,836	2,830	2,822	2,818	2,840	2,836	2,808	149	5.2
Males.....		347	348	370	378	356	365	369	372	367	390	379	387	43	11.0
Females.....		2,344	2,389	2,428	2,413	2,405	2,471	2,461	2,450	2,451	2,450	2,457	2,421	127	5.1

PART 2.—GENERAL TABLE

Hats and caps, other than felt, straw, and wool	15	448	455	448	445	435	441	379	372	430	418	410	428	83	18.2
Males		163	169	174	168	164	170	162	158	163	156	158	161	18	10.3
Females		285	286	274	277	271	271	217	214	267	262	252	267	72	25.2
Horse clothing	4	520	518	513	499	527	516	478	474	447	439	450	466	88	16.7
Males		211	207	207	200	209	205	198	198	194	187	186	190	25	11.8
Females		309	311	306	299	318	311	280	276	253	252	264	276	66	20.8
Hosiery and knit goods	32	4,373	4,592	4,659	4,679	4,728	4,860	5,066	4,979	4,954	4,921	4,752	4,718	693	13.7
Males		961	985	966	974	972	1,008	1,007	995	962	963	940	928	80	7.9
Females		3,442	3,626	3,674	3,705	3,756	3,852	4,059	3,984	3,962	3,958	3,812	3,790	617	15.2
Millinery and lace goods	34	1,641	2,038	1,696	1,490	786	842	1,014	1,568	1,341	1,312	1,018	1,166	1,252	61.4
Males		414	434	430	426	304	299	324	332	345	320	323	334	135	31.1
Females		1,227	1,604	1,256	1,064	482	543	690	1,236	996	962	695	832	1,122	70.0
Oilcloth and linoleum	4	316	311	314	304	315	304	307	299	309	303	292	282	34	10.8
Males		302	295	299	287	279	280	273	275	270	261	255	247	15.6	
Females		14	16	15	17	28	25	27	26	34	33	31	27	20	(1)
Shoddy	3	457	458	459	445	469	486	488	519	539	554	567	573	123	22.3
Males		326	324	322	311	332	329	334	350	358	372	376	378	67	17.7
Females		131	134	137	134	137	157	154	169	181	182	191	195	64	32.8
Woolen, worsted, and felt goods	14	3,514	3,368	3,429	3,374	3,392	3,498	3,231	3,193	3,187	3,289	3,386	3,375	327	9.3
Males		1,438	1,251	1,276	1,230	1,253	1,298	1,244	1,241	1,241	1,294	1,294	1,363	234	16.3
Females		2,076	2,117	2,153	2,144	2,139	2,200	1,987	1,977	1,983	2,058	2,092	2,012	223	10.1
Textiles, n. o. c.	37	1,100	1,059	1,284	1,339	1,303	1,279	1,225	1,237	1,194	1,328	1,240	1,074	280	20.9
Males		740	693	915	936	901	871	803	818	748	811	712	521	415	44.3
Females		360	366	369	403	402	408	422	419	446	517	528	553	193	34.9
Tobacco manufactures	239	13,343	13,670	13,728	13,440	13,144	13,282	13,066	12,975	12,962	13,324	13,743	14,178	1,216	8.6
Males		3,985	4,125	4,163	4,043	3,754	3,725	3,624	3,624	3,608	3,712	3,644	3,872	655	15.7
Females		9,358	9,545	9,565	9,397	9,390	9,557	9,442	9,351	9,454	9,612	10,099	10,306	955	9.3
Vehicles for land transportation	360	64,934	67,972	69,423	68,588	68,082	65,155	62,923	62,271	61,169	58,439	57,411	55,941	13,482	19.4
Males		62,107	65,060	66,463	65,824	65,491	62,541	60,456	59,300	58,644	56,552	55,030	53,563	12,910	19.4
Females		2,827	2,922	2,960	2,764	2,591	2,614	2,467	2,471	2,525	2,387	2,381	2,388	579	19.6
Automobiles, including bodies and parts	160	53,491	56,025	57,610	57,169	56,930	54,308	52,747	52,351	51,795	48,754	46,898	45,496	12,112	21.0
Males		51,032	53,483	55,034	54,753	54,668	52,050	50,597	50,172	49,567	46,691	44,844	43,424	11,610	21.1
Females		2,459	2,542	2,576	2,416	2,262	2,258	2,150	2,179	2,228	2,063	2,054	2,074	522	20.3
Bicycles, motor cycles, and parts	8	1,043	1,110	1,113	940	906	804	722	732	680	681	889	926	433	38.9
Males		981	1,031	1,023	865	833	707	650	664	616	681	813	859	415	40.3
Females		62	79	90	75	73	97	72	68	64	83	76	67	28	(1)
Carriages and sleds, children's	5	1,420	1,591	1,576	1,524	1,501	1,495	1,442	1,424	1,275	1,276	1,276	1,137	454	28.5
Males		1,356	1,514	1,502	1,454	1,434	1,428	1,385	1,380	1,224	1,229	1,225	1,089	425	28.1
Females		64	77	74	70	67	67	57	44	51	47	51	48	33	(1)
Carriages, wagons, and materials	171	4,601	4,753	4,790	4,667	4,646	4,635	4,400	4,319	4,482	4,611	4,601	4,742	471	9.8
Males		4,359	4,530	4,571	4,465	4,458	4,444	4,213	4,140	4,301	4,418	4,402	4,544	431	9.4
Females		242	223	219	202	188	191	187	179	181	199	198	198	63	26.0
Cars, steam railroad, not including operations of railroad companies	10	3,343	3,577	3,457	3,462	3,267	3,073	2,781	2,653	2,111	2,245	2,988	2,950	1,466	41.0
Males		3,343	3,577	3,457	3,462	3,267	3,073	2,781	2,653	2,111	2,245	2,988	2,950	1,466	41.0
Cars, street railroad, not including operations of railroad companies	4	962	847	807	763	769	780	773	737	772	767	710	638	324	33.7
Males		962	846	806	762	768	779	772	736	772	736	709	637	325	33.8
Females			1	1	1	1	1	1	1	1	1	1	1		
Vehicles for land transportation, n. o. c.	2	74	69	70	63	63	60	58	55	54	52	49	50	25	(1)
Males		74	69	70	63	63	60	58	55	54	52	49	50	25	(1)

1 Not computed owing to small number represented.

TABLE A.—Fluctuation in employment in industries other than mining and quarrying in Ohio, 1914 to 1929, by occupation group, industry, and sex—Continued

1917: WAGE EARNERS—Continued

Industry and sex	Number of establishments reporting	Number employed on the 15th of each month												Variation from maximum	
		January	February	March	April	May	June	July	August	September	October	November	December	Number	Per cent
Manufactures—Continued.															
Miscellaneous industries.....	715	52,811	52,658	52,311	49,743	49,912	50,552	49,794	51,111	52,228	53,187	55,125	56,330	6,587	11.7
Males.....		45,572	45,607	45,366	43,225	43,276	43,792	43,044	44,218	44,836	45,201	46,680	47,856	4,812	10.1
Females.....		7,239	7,051	6,945	6,468	6,636	6,760	6,750	6,893	7,392	7,986	8,445	8,474	2,006	23.7
Agricultural implements.....	49	5,378	5,466	5,355	5,161	5,225	5,301	5,110	4,956	5,159	5,283	5,352	5,731	775	13.5
Males.....		5,335	5,423	5,314	5,118	5,183	5,258	5,067	4,920	5,112	5,239	5,309	5,689	769	13.5
Females.....		43	43	41	43	42	43	43	36	47	44	43	42	11	(1)
Airplanes and parts.....	4	11	11	13	18	15	10	13	458	694	1,102	1,684	1,799	1,789	99.4
Males.....		11	11	13	18	15	10	13	440	659	1,006	1,430	1,526	1,516	99.3
Females.....									18	35	96	254	273	273	100.0
Brooms and mops.....	23	264	268	269	259	267	267	231	213	249	260	273	295	82	27.8
Males.....		233	234	237	228	235	227	201	183	210	220	233	248	65	26.2
Females.....		31	34	32	31	32	40	30	30	39	40	40	47	17	(1)
Brushes.....	10	398	384	384	380	359	358	351	318	336	322	354	382	80	20.1
Males.....		295	276	279	266	257	244	246	225	230	222	239	270	73	24.7
Females.....		103	108	105	114	102	114	105	93	106	100	115	112	22	19.1
Buttons.....	4	204	205	200	187	180	181	181	168	159	148	162	175	57	27.8
Males.....		195	195	190	173	166	167	169	155	146	136	150	163	59	30.3
Females.....		9	10	10	14	14	14	12	13	13	12	12	12	5	(1)
Coke.....	3	325	311	343	345	401	414	449	444	441	467	491	522	211	40.4
Males.....		325	311	343	345	401	414	449	444	441	467	491	522	211	40.4
Dairymen's, poulterers', and apiarists' supplies.....	3	354	363	386	373	365	373	392	407	409	465	466	479	125	26.1
Males.....		304	313	336	322	314	321	339	354	359	415	416	429	125	29.1
Females.....		50	50	50	51	51	52	53	53	50	50	50	50	3	(1)
Dentists' materials.....	6	382	400	407	411	413	419	409	411	407	403	407	408	37	8.8
Males.....		209	219	221	222	220	223	209	213	208	207	211	214	16	7.2
Females.....		173	181	186	189	193	196	200	198	199	196	196	194	27	13.5
Electrical machinery, apparatus, and supplies.....	114	13,006	13,619	13,652	13,707	13,726	13,052	17,283	17,513	17,691	17,760	18,523	18,667	1,443	7.7
Males.....		15,481	16,008	15,991	16,127	16,080	15,350	14,705	14,873	15,083	15,086	15,726	15,860	1,422	8.8
Females.....		2,525	2,611	2,661	2,580	2,646	2,702	2,578	2,640	2,608	2,674	2,797	2,807	282	10.0
Enameling and japanning.....	7	195	225	256	256	239	186	165	157	160	157	145	150	111	43.4
Males.....		150	174	194	203	180	159	142	130	121	123	113	118	90	44.3
Females.....		45	51	62	53	59	50	44	35	36	37	32	32	30	(1)
Fancy articles.....	6	405	404	390	379	380	378	377	382	391	385	411	422	45	10.7
Males.....		289	293	284	281	282	281	280	282	288	288	298	305	25	8.2
Females.....		116	111	106	98	98	97	97	100	103	97	113	117	20	17.1

Foundry supplies.....	10	130	138	140	138	137	146	156	163	200	180	190	183	70	35.0
Males.....		118	128	131	136	132	136	142	146	181	161	166	159	63	34.8
Females.....		12	10	9	2	5	10	14	17	19	19	24	24	22	(1)
Ice, manufactured.....	103	1,385	1,397	1,492	1,731	2,043	2,668	2,939	3,213	2,290	1,860	1,502	1,273	1,940	60.4
Males.....		1,382	1,394	1,489	1,728	2,040	2,664	2,933	3,207	2,284	1,852	1,491	1,261	1,946	60.7
Females.....		3	3	3	3	3	4	6	6	6	8	11	12	9	(1)
Mattresses and spring beds.....	43	1,428	1,400	1,433	1,368	1,367	1,394	1,409	1,406	1,402	1,387	1,336	1,301	132	9.2
Males.....		1,110	1,099	1,102	1,057	1,018	1,030	1,049	1,049	1,040	1,020	985	984	126	11.4
Females.....		318	301	331	311	349	364	360	357	362	367	351	317	66	18.0
Models and patterns, not including paper patterns.....	59	733	778	814	816	838	870	862	838	842	843	807	807	137	15.7
Males.....		721	777	813	814	834	863	855	832	836	838	808	802	142	16.5
Females.....		12	1	1	2	4	7	7	6	6	5	4	5	11	(1)
Munitions.....	12	8,401	7,148	6,081	3,819	3,668	4,090	4,151	4,736	6,148	6,643	7,075	7,741	4,733	56.3
Males.....		7,191	6,192	5,360	3,506	3,318	3,698	3,650	4,093	5,095	5,253	5,626	6,169	3,873	53.9
Females.....		1,210	956	721	313	350	392	501	643	1,053	1,390	1,449	1,572	1,259	80.1
Optical goods.....	23	240	241	253	253	254	256	263	271	272	273	279	282	42	14.9
Males.....		208	204	216	216	215	216	222	227	226	225	231	233	30	12.9
Females.....		37	37	37	37	39	40	41	44	46	48	48	49	12	(1)
Phonographs and graphophones.....	6	171	172	171	111	74	92	118	165	179	229	204	196	155	67.7
Males.....		171	172	171	111	74	92	118	165	179	229	204	196	155	67.7
Pianos, organs, and materials.....	21	2,478	2,454	2,564	2,497	2,486	2,382	2,388	2,433	2,437	2,500	2,512	2,540	182	7.1
Males.....		2,321	2,307	2,418	2,350	2,335	2,228	2,235	2,279	2,265	2,319	2,323	2,350	190	7.9
Females.....		157	147	146	147	151	154	153	172	172	181	189	190	44	23.2
Roofing materials.....	3	620	649	681	682	698	676	694	694	694	685	709	687	89	12.6
Males.....		596	625	658	658	673	651	670	670	669	658	683	662	87	12.7
Females.....		24	24	23	24	25	25	24	24	25	27	26	25	4	(1)
Shipbuilding, including boat building.....	19	4,424	4,708	4,982	4,698	4,624	4,942	4,707	4,759	4,720	4,713	5,079	5,359	935	17.4
Males.....		4,424	4,708	4,982	4,698	4,624	4,942	4,707	4,759	4,720	4,713	5,079	5,359	935	17.4
Signs and advertising novelties.....	36	1,535	1,533	1,579	1,599	1,595	1,545	1,603	1,562	1,569	1,641	1,683	1,724	191	11.1
Males.....		1,019	1,027	1,056	1,050	1,012	976	977	953	969	984	1,002	1,008	108	9.8
Females.....		516	506	523	549	583	569	626	609	600	657	681	716	210	29.3
Soda-water supplies.....	3	322	339	301	340	322	295	274	268	246	237	215	208	132	38.8
Males.....		322	339	301	340	322	295	274	268	246	237	215	208	132	38.8
Sporting and athletic goods.....	9	762	766	765	760	781	750	658	611	572	631	658	671	209	26.8
Males.....		554	552	546	556	571	539	473	447	410	440	463	485	161	28.2
Females.....		208	214	219	204	210	211	185	164	162	191	195	186	57	26.0
Stationery goods.....	19	941	930	927	927	932	940	988	967	939	930	944	944	61	6.2
Males.....		681	675	673	672	677	673	707	697	695	676	671	686	36	5.1
Females.....		260	255	249	255	255	267	281	270	267	263	259	258	32	11.4
Toys and games.....	25	1,457	1,483	1,587	1,625	1,642	1,676	1,682	1,657	1,620	1,643	1,548	1,326	356	21.2
Males.....		707	713	805	832	859	892	897	848	820	852	761	655	247	27.4
Females.....		750	770	782	793	783	784	780	760	772	791	787	671	122	15.4
Umbrellas and canes.....	7	225	223	200	197	197	196	193	191	201	211	227	207	36	15.9
Males.....		80	74	76	73	72	75	71	70	72	79	77	73	10	(1)
Females.....		145	149	124	124	125	121	122	121	129	132	150	134	29	19.3
Washing machines and clothes wringers.....	11	224	225	222	226	223	215	231	225	223	230	239	259	44	17.0
Males.....		224	225	222	226	223	215	231	225	223	230	239	259	44	17.0
Miscellaneous industries, n. o. c.....	77	1,413	1,418	1,464	1,480	1,461	1,457	1,496	1,517	1,558	1,587	1,664	1,592	251	15.1
Males.....		921	939	940	949	944	953	1,008	1,015	1,021	1,026	1,045	963	124	11.9
Females.....		492	479	524	531	517	504	488	502	537	561	619	629	150	23.8

1 Not computed owing to small number represented.

1917: WAGE EARNERS

145

TABLE A.—Fluctuation in employment in industries other than mining and quarrying in Ohio, 1914 to 1929, by occupation group, industry, and sex—Continued

1917: WAGE EARNERS—Continued

Industry and sex	Number of establishments reporting	Number employed on the 15th of each month												Variation from maximum	
		January	February	March	April	May	June	July	August	September	October	November	December	Number	Per cent
Service	2, 111	36, 359	36, 501	37, 446	38, 024	38, 607	39, 822	39, 757	40, 134	39, 584	38, 821	38, 234	37, 750	3, 775	9. 4
Males.....		21, 630	21, 687	22, 335	22, 756	23, 079	23, 805	23, 686	23, 901	23, 692	23, 046	22, 755	22, 366	2, 271	9. 5
Females.....		14, 729	14, 814	15, 111	15, 268	15, 528	16, 017	16, 071	16, 233	15, 892	15, 775	15, 479	15, 384	1, 504	9. 3
Amusement parks	55	579	615	704	882	1, 173	2, 204	2, 271	2, 238	961	590	618	570	1, 701	74. 9
Males.....		536	572	661	833	1, 061	1, 676	1, 724	1, 682	519	547	568	519	1, 205	69. 9
Females.....		43	43	43	49	112	528	547	556	142	43	50	51	513	92. 3
Garages (not including taxicabs)	420	3, 587	3, 651	3, 916	4, 230	4, 371	4, 476	4, 576	4, 554	4, 514	4, 307	4, 091	4, 032	989	21. 6
Males.....		3, 561	3, 655	3, 887	4, 200	4, 342	4, 446	4, 546	4, 524	4, 486	4, 279	4, 064	4, 006	985	21. 7
Females.....		26	26	29	30	29	30	30	30	28	28	27	26	4	(1)
Hospitals	21	460	468	467	475	481	477	483	489	503	511	520	513	60	11. 5
Males.....		115	116	118	118	120	119	122	127	134	127	129	123	19	14. 2
Females.....		345	349	349	357	361	358	361	362	369	384	391	390	46	11. 8
Hotels	351	9, 690	9, 608	9, 748	9, 742	9, 706	9, 966	9, 865	10, 074	10, 257	10, 293	10, 155	9, 988	685	6. 7
Males.....		6, 226	6, 071	6, 155	6, 072	6, 072	6, 187	6, 199	6, 270	6, 461	6, 426	6, 409	6, 281	390	6. 0
Females.....		3, 464	3, 537	3, 593	3, 669	3, 684	3, 779	3, 666	3, 804	3, 796	3, 867	3, 746	3, 707	403	10. 4
Laundries and dry cleaners	295	8, 543	8, 537	8, 671	8, 671	8, 681	8, 696	8, 837	8, 825	8, 710	8, 583	8, 404	8, 299	508	6. 1
Males.....		2, 751	2, 745	2, 828	2, 810	2, 870	2, 848	2, 832	2, 843	2, 806	2, 801	2, 771	2, 635	225	7. 7
Females.....		5, 792	5, 792	5, 843	5, 851	5, 811	5, 848	6, 005	5, 982	5, 904	5, 782	5, 633	5, 614	391	6. 5
Office buildings and window cleaning	198	3, 322	3, 359	3, 473	3, 459	3, 498	3, 438	3, 350	3, 315	3, 200	3, 423	3, 386	3, 344	183	5. 2
Males.....		2, 161	2, 197	2, 244	2, 239	2, 210	2, 196	2, 151	2, 130	2, 181	2, 195	2, 175	2, 153	114	5. 1
Females.....		1, 161	1, 162	1, 229	1, 220	1, 288	1, 242	1, 199	1, 185	1, 119	1, 228	1, 211	1, 191	127	9. 9
Photographers	28	161	162	163	165	169	169	179	183	186	191	182	216	56	25. 9
Males.....		114	116	118	118	120	123	126	126	123	123	120	121	12	9. 5
Females.....		47	46	45	47	42	49	56	57	63	68	62	95	50	(2)
Restaurants	280	4, 432	4, 461	4, 468	4, 572	4, 599	4, 683	4, 719	4, 783	4, 607	4, 886	4, 933	4, 939	507	10. 3
Males.....		2, 265	2, 275	2, 252	2, 331	2, 346	2, 381	2, 358	2, 415	2, 469	2, 426	2, 442	2, 461	217	8. 8
Females.....		2, 177	2, 186	2, 216	2, 241	2, 253	2, 302	2, 361	2, 368	2, 438	2, 460	2, 491	2, 478	314	12. 6
Saloons	190	1, 635	1, 606	1, 596	1, 613	1, 618	1, 694	1, 685	1, 701	1, 626	1, 513	1, 485	1, 495	216	12. 7
Males.....		1, 389	1, 364	1, 374	1, 374	1, 381	1, 451	1, 440	1, 448	1, 389	1, 283	1, 264	1, 258	197	13. 6
Females.....		246	242	225	239	237	243	245	253	237	230	221	237	16	6. 5
Theaters and motion-picture theaters	136	2, 114	2, 135	2, 202	2, 005	1, 884	1, 609	1, 363	1, 513	2, 138	2, 245	2, 224	2, 265	919	40. 3
Males.....		1, 619	1, 655	1, 747	1, 515	1, 406	1, 192	993	1, 123	1, 639	1, 705	1, 726	1, 730	754	43. 2
Females.....		495	480	535	490	478	417	370	390	499	540	508	535	170	31. 5
Service, n. o. c.	137	1, 836	1, 872	1, 958	2, 128	2, 436	2, 410	2, 429	2, 459	2, 402	2, 290	2, 226	2, 089	623	25. 3
Males.....		903	921	964	1, 045	1, 203	1, 189	1, 198	1, 213	1, 185	1, 134	1, 097	1, 029	310	25. 6
Females.....		933	951	994	1, 075	1, 233	1, 221	1, 231	1, 246	1, 217	1, 156	1, 129	1, 060	313	25. 1

Trade, retail and wholesale	4,908	41,279	41,463	42,035	42,449	42,701	42,854	42,677	42,202	42,528	42,629	42,781	42,890	1,611	3.8
Males.....		33,819	34,085	34,160	34,282	34,832	35,118	35,205	34,967	34,983	34,957	35,148	35,157	1,886	3.9
Females.....		7,460	7,378	7,875	8,167	7,869	7,736	7,472	7,235	7,545	7,672	7,633	7,733	932	11.4
Offices	488	2,104	2,044	2,032	2,038	2,048	2,057	2,012	2,009	2,115	2,130	2,133	2,123	124	5.8
Males.....		1,955	1,878	1,878	1,892	1,897	1,897	1,884	1,874	1,924	1,918	1,930	1,929	81	4.1
Females.....		149	157	154	146	155	160	128	135	191	212	203	194	84	39.6
Retail delivery, milk, ice, water	52	730	595	619	659	753	867	959	998	889	749	673	647	403	40.4
Males.....		725	590	614	654	748	862	954	992	883	743	667	643	402	40.5
Females.....		5	5	5	5	5	5	5	6	6	6	6	4	(1)	
Retail and wholesale stores	3,695	30,863	31,225	31,535	31,999	31,774	31,644	31,399	31,092	31,570	31,950	32,105	32,607	1,744	5.3
Males.....		23,984	24,995	24,236	24,415	24,502	24,505	24,504	24,389	24,757	25,037	25,225	25,688	1,654	6.5
Females.....		6,929	6,830	7,299	7,584	7,272	7,139	6,895	6,613	6,813	6,913	6,880	7,019	971	12.8
Yards, coal and lumber, scrap iron	673	7,582	7,599	8,849	7,753	8,126	8,286	8,307	8,193	7,954	7,800	7,870	7,513	794	9.6
Males.....		7,205	7,213	7,432	7,321	7,689	7,854	7,863	7,712	7,419	7,259	7,326	6,997	966	11.0
Females.....		377	386	417	432	437	432	444	481	535	541	544	516	167	30.7
Transportation and public utilities	1,149	49,600	48,941	50,882	52,734	55,449	55,405	55,615	55,023	54,208	53,950	53,690	51,511	6,674	12.0
Males.....		40,111	39,320	40,941	42,553	45,016	44,774	44,704	44,167	43,486	43,146	42,812	40,619	5,454	12.2
Females.....		9,489	9,621	9,941	10,181	10,433	10,631	10,911	10,856	10,722	10,804	10,878	10,892	1,222	13.0
Cartage and storage (including livery stables)	351	3,961	3,947	4,051	4,187	4,241	4,293	4,145	4,080	4,201	4,513	4,329	4,048	566	12.5
Males.....		3,953	3,939	4,039	4,179	4,231	4,282	4,137	4,070	4,191	4,473	4,307	4,031	534	11.9
Females.....		8	8	12	8	10	11	8	10	10	40	22	17	32	(1)
Electric light and power	107	3,734	3,845	4,039	3,465	4,016	4,077	3,963	3,898	3,842	3,888	3,960	4,007	612	15.0
Males.....		3,733	3,844	4,038	3,464	4,014	4,075	3,961	3,896	3,840	3,886	3,958	4,005	611	15.0
Females.....		1	1	1	1	2	2	2	2	2	2	2	2	1	(1)
Electric railroads	71	17,546	17,146	17,548	18,558	18,566	18,988	19,131	18,861	18,987	18,485	18,130	17,965	1,985	10.4
Males.....		17,473	17,072	17,473	18,484	18,491	18,902	19,044	18,773	18,904	18,403	18,044	17,902	1,972	10.4
Females.....		73	74	75	74	75	86	87	88	83	82	86	83	15	(1)
Natural gas	84	3,737	3,318	3,273	3,855	4,912	4,143	4,184	4,460	4,071	4,176	4,308	3,440	1,639	33.4
Males.....		3,707	3,290	3,251	3,823	4,880	4,113	4,153	4,426	4,038	4,143	4,271	3,402	1,629	33.4
Females.....		30	28	22	32	32	30	31	34	33	33	32	38	10	(1)
Pipe lines (petroleum)	13	1,030	975	1,060	1,096	1,092	1,085	1,105	1,143	1,071	1,045	1,141	1,188	213	17.9
Males.....		1,030	975	1,060	1,096	1,092	1,085	1,103	1,143	1,071	1,045	1,141	1,188	213	17.9
Steam railroads	7	339	335	372	366	371	361	341	371	339	342	333	334	39	10.5
Males.....		338	334	371	365	370	360	340	371	339	342	333	334	38	10.2
Females.....		1	1	1	1	1	1	1	1	1	1	1	1	1	(1)
Taxicab service	19	324	316	297	297	305	354	353	393	369	363	364	357	96	24.4
Males.....		321	313	294	294	302	351	349	383	359	354	355	348	89	23.2
Females.....		3	3	3	3	3	3	4	10	10	9	9	7	7	(1)
Telegraph and telephone	414	16,812	16,926	17,901	18,339	18,944	19,017	19,202	18,596	18,109	17,987	18,023	17,910	2,390	12.4
Males.....		7,444	7,425	8,080	8,282	8,630	8,524	8,428	7,890	7,532	7,356	7,304	7,174	1,456	16.9
Females.....		9,368	9,501	9,821	10,057	10,314	10,493	10,774	10,706	10,577	10,631	10,719	10,736	1,406	13.0
Transportation by water, including stevedoring	43	1,618	1,653	1,829	2,028	2,434	2,533	2,624	2,675	2,637	2,625	2,581	1,743	1,057	39.5
Males.....		1,613	1,648	1,823	2,023	2,428	2,528	2,620	2,669	2,630	2,618	2,573	1,736	1,056	39.6
Females.....		5	5	6	5	6	5	4	6	7	7	8	7	4	(1)
Transportation and public utilities, n. o. c.	40	499	480	512	543	573	554	569	546	582	526	526	499	102	17.5
Males.....		499	480	512	543	573	554	569	546	582	526	526	499	102	17.5

¹ Not computed owing to small number represented.

TABLE A.—Fluctuation in employment in industries other than mining and quarrying in Ohio, 1914 to 1929, by occupation group, industry, and sex—Continued

1917: BOOKKEEPERS, STENOGRAPHERS, AND OFFICE CLERKS

Industry and sex	Number of establishments reporting	Number employed on the 15th of each month												Variation from maximum	
		January	February	March	April	May	June	July	August	September	October	November	December	Number	Per cent
ALL INDUSTRIES	21, 624	87, 121	87, 753	88, 497	89, 440	90, 397	91, 513	92, 339	93, 182	93, 060	93, 450	94, 137	94, 070	7, 016	7. 5
Males.....	49, 668	50, 151	50, 589	51, 089	51, 397	52, 062	52, 602	52, 764	52, 290	52, 015	52, 130	51, 949	3, 096	5. 9	
Females.....	37, 453	37, 602	37, 908	38, 351	39, 000	39, 451	39, 737	40, 418	40, 770	41, 435	42, 007	42, 121	4, 668	11. 1	
Agriculture	450	188	204	231	238	213	190	185	177	188	186	183	179	59	24. 8
Males.....	64	70	70	73	66	67	66	66	68	70	68	68	66	9	(1)
Females.....	124	134	161	165	152	123	119	109	118	118	115	113	56	33. 9	
Florists, etc., including hothouses.....	138	147	163	189	199	181	153	146	139	148	147	144	140	59	29. 6
Males.....	44	50	49	52	47	48	46	48	50	48	48	46	46	8	(1)
Females.....	103	113	140	147	134	105	100	91	98	99	96	94	56	38. 1	
Agriculture, n. o. c.....	312	41	41	42	39	37	37	39	38	40	39	39	39	5	(1)
Males.....	20	20	21	21	19	19	20	20	20	20	20	20	2	(1)	
Females.....	21	21	21	18	18	18	19	18	20	19	19	19	3	(1)	
Construction	4, 372	2, 418	2, 451	2, 496	2, 548	2, 629	2, 688	2, 744	2, 762	2, 774	2, 740	2, 792	2, 758	374	13. 4
Males.....	1, 494	1, 519	1, 560	1, 599	1, 651	1, 685	1, 718	1, 735	1, 742	1, 742	1, 709	1, 716	1, 716	261	14. 9
Females.....	924	932	936	949	978	1, 003	1, 026	1, 027	1, 032	1, 032	1, 031	1, 037	1, 042	118	11. 3
Brick, stone, and cement work.....	468	135	140	141	139	145	148	153	150	149	141	145	147	18	11. 8
Males.....	94	97	98	96	100	100	104	102	102	95	99	100	10	9. 6	
Females.....	41	43	43	43	45	48	49	48	47	46	46	47	8	(1)	
Electrical contracting.....	156	251	249	252	249	252	253	261	255	260	263	270	271	22	8. 1
Males.....	92	93	97	96	97	95	98	97	93	93	93	93	93	6	(1)
Females.....	119	156	155	153	155	158	163	158	167	170	177	178	25	14. 0	
Erecting or installing machinery.....	73	79	80	88	91	94	97	100	100	105	104	104	103	26	24. 8
Males.....	68	68	76	79	81	82	85	85	90	89	89	88	22	(1)	
Females.....	11	12	12	12	13	15	15	15	15	15	15	15	4	(1)	
General contracting.....	1, 599	935	958	982	1, 008	1, 051	1, 086	1, 115	1, 133	1, 156	1, 141	1, 184	1, 128	249	21. 0
Males.....	666	686	707	730	750	773	788	799	826	811	851	801	185	21. 7	
Females.....	269	272	275	278	301	313	327	334	330	330	333	327	65	19. 5	
Oil and gas, drilling and producing.....	320	133	139	135	141	142	145	145	147	144	152	159	171	38	22. 2
Males.....	104	110	107	111	114	116	114	115	114	114	122	128	139	35	25. 2
Females.....	29	29	28	30	28	29	31	32	30	30	30	31	32	4	(1)
Plumbing and gas fitting.....	364	365	362	357	354	358	357	358	357	353	346	341	345	24	6. 6
Males.....	199	197	194	192	191	191	191	194	192	186	182	181	182	18	9. 0
Females.....	166	165	163	162	167	166	164	165	167	164	160	160	166	7	4. 2

Sheet-metal work and roofing.....	300	191	193	199	201	199	201	206	211	202	200	206	207	20	9.5
Males.....		90	90	95	97	99	100	105	108	98	96	97	96	15	16.7
Females.....		101	103	104	104	100	101	101	103	104	104	109	111	11	9.9
Street, road, and sewer contracting.....	570	150	145	151	164	183	196	200	208	202	186	179	181	68	28.6
Males.....		94	89	95	106	124	133	135	138	133	124	120	121	49	35.5
Females.....		56	56	56	58	59	63	65	65	64	62	59	60	9	(1)
Construction, n. o. c.....	522	179	185	191	201	205	205	206	206	203	207	204	202	28	18.5
Males.....		87	89	91	92	95	95	95	99	95	97	97	96	12	(1)
Females.....		92	96	100	109	110	110	111	107	108	110	107	106	19	17.1
Fisheries.....	34	42	42	44	45	48	50	46	45	43	45	44	41	9	(1)
Males.....		30	30	30	31	31	33	31	30	29	29	28	24	9	(1)
Females.....		12	12	14	14	17	17	15	15	15	16	16	17	5	(1)
Manufactures.....	8,600	52,865	53,359	53,936	54,519	55,270	55,871	56,479	57,207	57,986	57,273	57,700	57,332	4,835	8.4
Males.....		32,819	33,188	33,558	33,899	34,123	34,616	35,010	35,203	34,897	34,749	34,820	34,785	2,384	6.8
Females.....		20,026	20,171	20,378	20,620	21,147	21,255	21,469	22,004	22,189	22,524	22,880	22,547	2,451	12.4
Chemicals and allied products.....	340	3,239	3,344	3,283	3,434	3,416	3,448	3,451	3,453	3,440	3,436	3,443	3,456	157	4.5
Males.....		1,733	1,759	1,650	1,777	1,773	1,785	1,776	1,785	1,785	1,709	1,723	1,724	135	7.6
Females.....		1,566	1,585	1,633	1,657	1,643	1,663	1,675	1,668	1,705	1,727	1,720	1,732	166	9.6
Baking powder and yeast.....	4	139	140	143	145	144	143	149	145	142	134	132	131	18	12.1
Males.....		81	82	83	86	86	86	87	88	85	78	77	74	5	(1)
Females.....		58	58	60	59	58	57	62	57	57	64	55	57	13	9.3
Chemicals, acids, and wood distillation.....	55	441	432	455	467	471	488	504	512	525	527	519	535	108	10.0
Males.....		323	315	331	339	338	342	346	342	340	341	338	350	35	10.0
Females.....		118	117	124	128	133	146	158	170	185	186	181	185	69	37.1
Paint and varnish.....	81	1,102	1,114	1,128	1,150	1,145	1,150	1,144	1,167	1,146	1,132	1,121	1,107	65	5.6
Males.....		557	558	560	565	569	563	559	551	545	536	524	524	45	7.9
Females.....		545	556	568	585	586	587	581	598	595	587	585	583	53	8.9
Patent medicines.....	50	343	358	361	347	326	326	325	310	295	307	300	303	66	18.3
Males.....		76	83	75	70	70	68	70	65	63	61	60	60	23	(1)
Females.....		267	275	286	277	266	260	255	245	232	246	243	243	54	18.9
Petroleum refining.....	18	169	186	189	190	193	200	205	206	200	186	197	198	37	18.0
Males.....		151	168	165	168	171	171	178	175	169	155	166	164	27	15.2
Females.....		18	18	24	22	22	29	27	31	31	31	31	34	16	(1)
Soap and candles.....	24	713	721	605	733	723	728	705	701	713	734	732	761	156	20.5
Males.....		343	346	227	345	344	344	324	317	310	326	337	340	119	34.4
Females.....		370	375	378	388	379	384	381	384	394	408	415	421	51	12.1
Chemicals and allied products, n. o. c.....	108	392	393	402	402	404	411	419	412	419	416	422	421	30	7.1
Males.....		202	207	209	204	205	211	213	209	208	205	209	212	11	5.2
Females.....		190	186	193	198	199	200	206	203	211	211	213	209	27	12.7
Food and kindred products.....	1,364	2,636	2,661	2,672	2,673	2,701	2,744	2,771	2,799	2,798	2,811	2,799	2,795	175	6.2
Males.....		1,237	1,244	1,245	1,238	1,241	1,247	1,247	1,262	1,252	1,257	1,251	1,249	25	2.0
Females.....		1,399	1,417	1,427	1,435	1,460	1,497	1,524	1,537	1,541	1,554	1,548	1,546	155	10.0
Bakery products.....	385	363	381	382	378	377	379	382	370	367	364	365	369	19	5.0
Males.....		121	127	123	120	125	123	122	111	108	110	113	115	17	13.6
Females.....		242	254	259	258	252	256	260	259	259	254	252	254	18	6.9
Butter, cheese, and condensed milk.....	142	354	353	356	361	383	412	408	415	402	396	383	370	62	14.9
Males.....		122	125	127	125	126	129	126	133	132	128	121	118	15	11.3
Females.....		322	228	229	236	257	283	282	282	270	268	262	252	55	19.4

1 Not computed owing to small number represented.

TABLE A.—Fluctuation in employment in industries other than mining and quarrying in Ohio, 1914 to 1929, by occupation group, industry, and sex—Continued

1917: BOOKKEEPERS, STENOGRAPHERS, AND OFFICE CLERKS—Continued

Industry and sex	Number of establishments reporting	Number employed on the 15th of each month												Variation from maximum	
		January	February	March	April	May	June	July	August	September	October	November	December	Number	Per cent
Manufactures—Continued.															
Food and kindred products—Continued.															
Coffee, spices, and peanuts, roasting and grinding.....	34	309	309	318	320	327	329	329	324	326	323	324	321	20	6.1
Males.....		155	154	158	158	161	165	161	159	158	153	151	146	19	11.5
Females.....		154	155	160	162	166	164	168	165	168	170	173	175	21	12.0
Confectionery and ice cream.....	131	439	444	446	448	454	461	465	468	461	464	458	460	29	6.2
Males.....		150	152	152	154	157	161	163	167	158	154	153	151	17	10.2
Females.....		289	292	294	294	297	300	302	301	303	310	305	309	21	6.8
Flour-mill and grist-mill products.....	422	501	499	503	503	500	498	509	519	520	528	532	533	35	6.6
Males.....		280	277	279	277	273	270	276	276	272	277	282	281	12	4.3
Females.....		221	222	224	226	227	228	233	243	248	251	250	252	31	12.3
Slaughtering and meat packing.....	103	397	399	394	387	384	383	386	394	389	400	406	420	37	8.8
Males.....		279	279	277	273	270	267	266	272	269	277	276	286	20	7.0
Females.....		118	120	117	114	114	116	120	122	120	123	130	134	20	14.9
Food and kindred products, n. o. c.....	147	273	276	273	276	276	282	292	309	328	336	331	322	63	18.8
Males.....		130	130	129	131	129	132	133	144	155	158	155	152	29	18.4
Females.....		143	146	144	145	147	150	159	165	173	178	176	170	35	19.7
Iron and steel and their products.....	1,583	17,653	17,823	18,076	18,214	18,399	18,497	18,877	19,061	19,200	19,277	19,426	19,481	1,828	9.4
Males.....		12,906	13,062	13,229	13,302	13,364	13,428	13,661	13,736	13,692	13,702	13,811	13,839	933	6.7
Females.....		4,747	4,761	4,847	4,912	5,035	5,069	5,216	5,345	5,508	5,575	5,615	5,642	895	15.9
Blast-furnace products.....	33	488	486	499	505	522	529	545	551	543	549	545	552	64	11.6
Males.....		461	459	472	474	487	495	510	516	505	506	501	504	55	10.7
Females.....		27	27	27	31	35	34	35	35	38	41	44	48	21	(1)
Bolts, nuts, washers, and rivets, not made in steel works or rolling mills.....	23	217	227	227	230	240	241	249	245	243	247	249	259	42	16.2
Males.....		156	164	164	163	171	170	176	173	171	172	173	179	23	12.8
Females.....		61	63	63	67	69	71	73	72	72	75	76	80	19	(1)
Cash registers and calculating machines.....	12	1,137	1,082	1,085	971	837	813	755	770	844	931	974	926	382	33.6
Males.....		763	732	701	639	528	515	454	455	481	552	591	556	309	40.5
Females.....		374	350	384	332	309	298	301	315	363	379	383	370	85	22.2
Cutlery and tools.....	52	345	346	355	353	362	370	371	373	367	352	366	379	34	9.0
Males.....		183	197	187	188	189	198	196	199	199	190	188	208	25	12.0
Females.....		162	149	168	165	173	172	175	175	168	162	178	171	29	16.3
Doors and shutters, iron and steel.....	10	100	98	106	111	126	133	131	129	122	112	113	113	35	26.3
Males.....		56	56	62	66	81	88	84	83	77	72	71	71	32	(1)
Females.....		44	42	43	45	45	45	47	46	45	40	42	42	7	(1)

PART 2.—GENERAL TABLE

Forgings.....	37	229	231	232	237	241	240	256	260	252	258	261	260	31	11.9	
Males.....		163	164	165	169	170	169	181	184	178	181	181	181	21	11.4	
Females.....		66	67	67	68	71	71	75	76	74	77	80	79	14	(1)	
Foundry and machine-shop products.....	1,151	9,374	9,491	9,604	9,682	9,818	9,847	10,094	10,187	10,228	10,182	10,237	10,288	914	8.9	
Males.....		6,682	6,773	6,829	6,892	6,940	6,911	7,096	7,121	7,096	7,057	7,075	7,106	489	6.2	
Females.....		2,692	2,718	2,775	2,790	2,878	2,936	2,998	3,066	3,132	3,125	3,162	3,182	490	15.4	
Safes and vaults.....	12	230	217	223	228	236	233	228	228	227	220	220	215	21	8.9	
Males.....		126	120	124	127	131	129	128	126	120	119	121	117	14	10.7	
Females.....		104	97	99	101	105	104	100	102	107	101	99	98	10	9.3	
Sewing machines, cases, and attachments.....	3	138	139	139	140	143	145	144	149	142	137	139	139	8	5.5	
Males.....		72	75	74	73	77	80	77	74	67	67	68	68	13	(1)	
Females.....		66	64	65	67	66	65	67	75	70	70	71	71	13	(1)	
Steel works and rolling mills.....	48	3,685	3,782	3,860	3,950	4,038	4,117	4,252	4,337	4,375	4,395	4,398	4,426	741	16.7	
Males.....		3,074	3,159	3,233	3,285	3,344	3,421	3,511	3,559	3,550	3,523	3,578	3,582	508	14.2	
Females.....		611	623	627	665	694	696	741	778	825	872	820	844	261	29.9	
Stoves and furnaces.....	89	612	613	671	661	675	661	668	671	686	686	704	722	718	106	14.8
Males.....		354	351	390	389	395	392	383	382	388	395	401	403	49	12.2	
Females.....		258	262	281	272	280	269	285	289	298	309	321	315	63	19.6	
Tin plate and terneplate.....	7	137	138	138	141	143	144	146	147	147	147	155	162	25	15.4	
Males.....		122	122	122	124	126	126	127	128	128	129	134	139	17	12.2	
Females.....		15	16	16	17	17	18	19	19	19	18	21	23	8	(1)	
Wire.....	7	145	147	163	150	157	163	166	169	164	173	169	162	28	16.2	
Males.....		133	135	151	137	143	148	151	153	147	156	152	145	23	14.7	
Females.....		12	12	12	13	14	15	15	16	17	17	17	17	5	(1)	
Wirework, including wire rope and cable.....	42	201	208	209	214	214	206	207	202	199	203	208	211	15	7.0	
Males.....		138	139	140	141	138	134	136	135	136	136	134	134	7	5.0	
Females.....		63	69	69	73	76	72	71	67	63	67	74	77	14	(1)	
Iron and steel products, n. o. c.....	57	615	618	616	641	647	655	665	663	661	667	670	671	56	8.3	
Males.....		419	416	415	434	444	452	451	449	449	445	443	446	37	8.2	
Females.....		196	202	201	206	203	203	214	214	212	222	227	225	81	13.7	
Leather and its finished products.....	160	1,072	1,074	1,075	1,073	1,068	1,063	1,079	1,043	1,038	1,066	1,062	1,062	39	3.6	
Males.....		404	409	406	410	402	404	417	397	401	405	416	426	29	6.8	
Females.....		668	665	669	663	666	659	662	646	637	661	666	656	32	4.8	
Boots and shoes, including cut stock and find-ings.....	68	888	888	890	887	884	881	891	857	849	873	885	885	42	4.7	
Males.....		308	311	309	313	306	308	316	294	296	298	305	314	22	7.0	
Females.....		580	577	581	574	578	573	575	563	553	575	580	571	28	4.8	
Leather and its finished products, n. o. c.....	92	184	186	185	186	184	182	188	186	189	193	197	197	15	7.6	
Males.....		96	98	97	97	96	96	101	103	105	107	111	112	16	14.3	
Females.....		88	88	88	89	86	86	87	83	84	86	86	85	4	(1)	
Liquors and beverages.....	179	623	625	627	631	636	643	647	656	652	637	630	628	33	5.0	
Males.....		484	487	485	495	484	482	480	484	483	475	469	468	19	3.9	
Females.....		139	138	142	146	152	161	167	172	169	162	161	160	34	19.8	
Liquors, malt.....	95	489	492	492	495	496	502	503	512	512	501	501	500	23	4.5	
Males.....		402	406	403	404	404	402	400	406	406	400	398	396	10	2.5	
Females.....		87	86	89	91	92	100	103	106	106	101	103	104	20	18.9	
Liquors and beverages, n. o. c.....	84	134	133	135	136	140	141	144	144	140	136	129	128	16	11.1	
Males.....		82	81	82	81	80	80	80	78	77	75	71	72	11	(1)	
Females.....		52	52	53	55	60	61	64	66	63	61	58	56	14	(1)	

¹ Not computed owing to small number represented.

TABLE A.—*Fluctuation in employment in industries other than mining and quarrying in Ohio, 1914 to 1929, by occupation group, industry, and sex—Continued*

1917: BOOKKEEPERS, STENOGRAPHERS, AND OFFICE CLERKS—Continued

Industry and sex	Number of establishments reporting	Number employed on the 15th of each month												Variation from maximum	
		January	February	March	April	May	June	July	August	September	October	November	December	Number	Per cent
Manufactures—Continued.															
Lumber and its remanufactures.....	899	2,054	2,056	2,053	2,063	2,049	2,064	2,084	2,089	2,029	2,015	2,005	1,973	116	5.6
Males.....		1,216	1,223	1,230	1,232	1,234	1,235	1,234	1,228	1,191	1,183	1,170	1,151	84	6.8
Females.....		838	833	823	831	815	829	850	861	838	832	835	822	46	5.3
Coffins and undertakers' goods.....	19	122	127	127	124	124	126	128	133	131	131	132	132	11	8.3
Males.....		65	69	69	67	68	70	71	74	72	72	73	73	9	(1)
Females.....		57	58	58	57	56	56	57	59	59	59	59	59	3	(1)
Furniture and refrigerators.....	151	738	726	727	721	716	722	717	714	674	675	674	668	80	10.8
Males.....		430	426	424	417	416	412	400	390	366	372	365	355	75	17.4
Females.....		308	300	303	304	300	310	317	324	308	303	309	303	24	7.4
Lumber and planing-mill products.....	524	904	910	907	920	912	926	933	939	927	909	903	888	51	5.4
Males.....		575	580	585	596	597	605	611	612	607	595	592	582	37	6.0
Females.....		329	330	322	324	315	321	322	327	320	314	311	306	24	7.3
Lumber and its remanufactures, n. o. c.....	205	290	295	297	298	297	290	306	303	297	300	296	295	16	5.2
Males.....		146	148	152	152	153	148	152	152	145	144	140	141	13	8.5
Females.....		144	145	145	146	144	142	154	151	151	156	156	154	14	9.0
Metals and metal products, other than iron and steel.....	339	2,224	2,267	2,286	2,301	2,306	2,334	2,382	2,399	2,367	2,387	2,404	2,411	187	7.8
Males.....		1,101	1,126	1,152	1,150	1,138	1,163	1,178	1,186	1,165	1,173	1,183	1,186	85	7.2
Females.....		1,123	1,141	1,134	1,145	1,168	1,171	1,204	1,213	1,202	1,214	1,221	1,225	102	8.3
Brass, bronze, and aluminum products.....	63	232	245	251	275	270	277	281	295	289	300	307	306	75	24.4
Males.....		156	166	201	193	184	191	191	204	197	205	208	204	52	25.0
Females.....		76	79	50	82	86	86	90	91	92	95	99	102	26	25.5
Copper, tin, and sheet-metal products.....	151	911	920	905	918	926	932	962	940	947	926	936	937	57	5.9
Males.....		517	521	520	514	527	528	518	523	523	508	515	525	20	3.8
Females.....		394	399	385	398	412	405	434	422	424	418	421	412	30	7.1
Gas and electric fixtures, lamps, and reflectors.....	40	363	382	380	392	389	404	414	394	410	435	435	444	51	8.6
Males.....		335	343	336	346	341	350	364	365	340	360	360	350	30	8.2
Females.....		328	339	544	546	548	554	550	569	561	575	575	585	57	9.7
Metals and metal products, other than iron and steel, n. o. c.....	85	218	220	220	216	221	221	225	230	224	226	226	224	14	6.1
Males.....		93	96	95	97	90	95	95	99	96	100	100	98	7	7.0
Females.....		125	124	125	119	122	126	130	131	125	126	126	126	126	9.2
Paper and printing.....	980	4,421	4,344	4,303	4,332	4,572	4,276	4,200	4,399	4,379	4,439	4,682	4,247	483	10.3
Males.....		2,007	2,014	2,003	2,046	2,042	2,052	2,039	2,037	1,985	1,981	1,924	1,28	128	6.2
Females.....		2,414	2,341	2,289	2,299	2,526	2,234	2,148	2,360	2,342	2,454	2,701	2,323	553	20.5

Boxes, fancy and paper; drinking cups.....	61	119	117	120	120	119	116	116	116	114	116	117	116	6	5.0
Males.....		44	44	45	45	45	45	46	44	42	44	43	43	4	(1)
Females.....		75	73	75	75	74	71	70	72	72	73	74	73	5	(1)
Paper and wood pulp.....	55	242	242	247	245	251	250	247	244	244	245	243	243	9	3.6
Males.....		105	105	107	106	108	110	109	106	104	104	104	104	6	5.5
Females.....		137	137	140	139	139	141	141	141	140	141	139	139	4	2.8
Printing and publishing.....	730	3,842	3,767	3,719	3,748	3,980	3,690	3,617	3,821	3,807	3,856	4,107	3,686	490	11.9
Males.....		1,764	1,700	1,771	1,738	1,795	1,793	1,809	1,804	1,805	1,746	1,745	1,694	115	6.4
Females.....		2,078	2,067	1,948	1,980	2,185	1,897	1,808	2,017	2,002	2,110	2,362	1,992	554	23.5
Paper and printing, n. o. c.....	84	218	218	217	217	226	219	217	215	214	222	215	202	24	10.6
Males.....		94	94	91	93	98	94	98	85	86	92	89	83	11	(1)
Females.....		124	124	126	125	128	125	129	130	128	130	126	119	11	8.5
Rubber products.....	82	6,186	6,280	6,495	6,651	6,719	7,221	7,303	7,424	7,291	7,282	7,210	7,258	1,268	18.9
Males.....		4,224	4,291	4,454	4,741	4,564	4,798	4,862	4,947	4,830	4,789	4,701	4,755	723	14.6
Females.....		1,942	1,989	2,041	2,110	2,155	2,423	2,441	2,477	2,461	2,493	2,509	2,503	587	22.6
Stone, clay, and glass products.....	702	1,247	1,250	1,262	1,259	1,276	1,291	1,312	1,323	1,312	1,304	1,307	1,298	76	5.7
Males.....		678	682	691	685	703	700	730	721	713	701	700	693	43	6.0
Females.....		569	568	571	574	573	591	592	602	599	603	607	605	39	6.4
Brick and tile.....	209	143	146	141	151	153	159	162	163	164	157	153	152	22	13.5
Males.....		81	84	88	80	87	87	94	93	94	88	85	84	14	(1)
Females.....		62	62	61	61	63	66	65	69	69	69	68	68	8	(1)
Glass.....	51	375	370	376	378	379	382	400	413	404	408	416	419	49	11.7
Males.....		214	213	214	214	218	216	235	238	232	233	235	236	25	10.5
Females.....		161	157	162	164	161	166	165	175	172	175	181	183	26	14.2
Pottery, terra-cotta and fire-clay products.....	186	522	525	525	527	530	535	536	530	530	528	527	524	14	2.6
Males.....		269	269	268	267	271	274	272	270	269	267	269	266	8	2.9
Females.....		253	256	257	260	259	261	264	260	261	261	258	258	11	4.2
Stone, clay, and glass products, n. o. c.....	256	207	209	212	213	216	221	217	215	211	211	208	215	6.9	6.9
Males.....		114	116	121	124	126	123	119	120	118	113	111	107	19	15.1
Females.....		93	93	91	89	90	98	98	95	97	98	100	96	11	11.0
Textiles.....	708	2,371	2,401	2,445	2,450	2,424	2,410	2,422	2,438	2,466	2,475	2,456	2,423	104	4.2
Males.....		1,050	1,050	1,051	1,053	1,053	1,052	1,057	1,064	1,054	1,050	1,042	1,037	27	2.5
Females.....		1,321	1,351	1,394	1,397	1,371	1,358	1,365	1,374	1,412	1,425	1,414	1,386	104	7.3
Awnings, tents, and sails.....	28	102	103	104	108	111	114	114	114	113	113	112	113	13	11.3
Males.....		41	42	41	42	43	45	45	44	44	43	43	44	4	(1)
Females.....		61	61	63	66	68	69	69	70	69	70	69	69	9	(1)
Clothing, men's.....	155	632	632	645	657	648	622	613	628	635	646	638	631	44	6.7
Males.....		270	264	265	268	269	265	256	263	266	266	261	262	14	5.2
Females.....		362	368	380	389	379	357	357	365	368	380	377	369	32	8.2
Clothing, women's.....	112	668	683	678	656	662	659	657	663	663	662	653	641	48	7.0
Males.....		306	311	309	301	300	301	314	302	292	292	293	288	26	8.3
Females.....		360	372	369	364	356	361	375	368	381	370	360	353	28	7.3
Custom tailoring, men's and women's.....	185	103	116	123	124	118	120	117	121	123	128	128	121	25	19.5
Males.....		39	40	42	43	41	38	40	41	42	42	43	41	5	(1)
Females.....		64	76	86	81	77	82	77	80	81	86	85	80	22	(1)
Flags, banners, regalia.....	12	148	141	143	148	152	152	152	152	154	156	151	152	15	9.6
Males.....		85	84	84	87	87	90	90	88	85	86	83	83	7	(1)
Females.....		63	57	59	61	65	62	64	69	70	68	69	13	(1)	
Furnishing goods, men's.....	20	209	210	224	225	216	218	216	216	230	230	233	228	24	10.3
Males.....		62	62	61	63	63	62	60	61	61	60	60	60	3	(1)
Females.....		147	148	163	162	153	156	156	155	169	170	173	168	26	15.0

1 Not computed owing to small number represented.

TABLE A.—Fluctuation in employment in industries other than mining and quarrying in Ohio, 1914 to 1929, by occupation group, industry, and sex—Continued

1917: BOOKKEEPERS, STENOGRAPHERS, AND OFFICE CLERKS—Continued

Industry and sex	Number of establishments-reporting	Number employed on the 15th of each month												Variation from maximum		
		January	February	March	April	May	June	July	August	September	October	November	December	Number	Per cent	
Manufactures—Continued.																
Textiles—Continued.																
Hosiery and knit goods.....	32	131	135	135	139	139	136	135	137	138	140	146	144	15	10.3	
Males.....		38	38	39	43	42	42	41	44	44	44	46	43	8	(1)	
Females.....		93	97	96	96	97	94	94	93	94	96	100	101	8	7.9	
Millinery and lace goods.....	34	100	103	104	106	104	101	99	103	104	104	104	102	7	6.6	
Males.....		55	56	56	58	58	56	56	57	57	57	56	56	2	(1)	
Females.....		45	47	48	48	46	45	43	46	47	47	48	46	5	(1)	
Textiles, n. o. c.....	130	278	278	284	278	280	285	287	296	296	296	291	291	18	6.1	
Males.....		152	153	154	148	150	153	155	163	162	160	157	160	15	9.2	
Females.....		126	125	130	130	130	132	132	133	134	136	134	131	11	8.1	
Tobacco manufactures.....	239	185	182	182	178	179	181	186	183	190	192	188	195	17	8.7	
Males.....		110	109	107	101	102	103	106	104	106	106	102	108	9	8.2	
Females.....		75	73	75	77	77	78	80	79	84	86	86	87	14	(1)	
Vehicles for land transportation.....	360	4,224	4,282	4,394	4,408	4,507	4,533	4,517	4,546	4,530	4,522	4,532	4,422	322	7.1	
Males.....		2,973	2,989	3,076	3,063	3,101	3,148	3,156	3,170	3,133	3,110	3,133	3,011	197	6.2	
Females.....		1,251	1,293	1,318	1,325	1,406	1,385	1,361	1,376	1,397	1,412	1,399	1,411	161	11.4	
Automobiles, including bodies and parts.....	160	3,320	3,336	3,424	3,481	3,562	3,586	3,595	3,618	3,617	3,602	3,602	3,501	298	8.2	
Males.....		2,331	2,331	2,409	2,429	2,449	2,507	2,513	2,514	2,496	2,464	2,479	2,366	183	7.3	
Females.....		989	1,005	1,015	1,052	1,113	1,079	1,082	1,104	1,121	1,138	1,123	1,135	149	13.1	
Carriages, wagons, and materials.....	171	443	468	482	459	483	485	469	471	474	480	493	486	43	8.8	
Males.....		269	281	284	286	290	284	282	289	285	295	305	298	36	11.8	
Females.....		174	187	198	173	193	201	187	182	189	185	188	188	28	13.9	
Cars, steam railroad.....	10	226	264	265	254	251	250	250	255	252	254	255	251	39	14.7	
Males.....		243	244	245	234	232	229	232	229	229	228	229	225	20	8.2	
Females.....		20	20	20	20	19	21	18	20	23	26	26	26	8	(1)	
Cars, street railroad.....	4	108	110	109	106	106	105	105	104	96	96	93	94	17	15.5	
Males.....		89	90	89	89	89	87	88	87	81	82	79	79	11	(1)	
Females.....		19	20	20	17	17	18	17	15	14	14	14	15	6	(1)	
Vehicles for land transportation, n. o. c.....	15	90	104	104	108	105	107	98	98	91	90	89	90	19	17.6	
Males.....		41	43	39	45	41	41	41	45	42	41	41	43	6	(1)	
Females.....		49	61	65	63	64	66	57	53	49	49	48	47	19	(1)	
Miscellaneous industries.....	715	4,670	4,770	4,778	4,852	5,018	5,166	5,248	5,374	5,399	5,430	5,536	5,663	993	17.5	
Males.....		2,696	2,754	2,768	2,803	2,918	3,029	3,064	3,100	3,105	3,104	3,138	3,214	518	16.1	
Females.....		1,974	2,016	2,010	2,049	2,100	2,137	2,184	2,274	2,294	2,326	2,398	2,449	475	19.4	

Agricultural implements.....	49	447	452	454	459	470	468	471	475	471	472	480	484	37	7.6
Males.....		321	322	324	329	338	333	341	340	335	339	343	344	23	6.7
Females.....		126	130	130	130	132	135	130	135	136	133	137	140	14	10.0
Airplanes and parts.....	4	1	1	1	5	13	14	37	70	95	120	166	217	216	99.5
Males.....					4	11	12	32	57	79	94	111	130	126	96.9
Females.....					1	2	2	5	13	16	26	55	87	86	98.9
Electrical machinery, apparatus, and supplies.....	114	2,072	2,170	2,204	2,229	2,375	2,465	2,468	2,521	2,494	2,536	2,563	2,641	569	21.5
Males.....		1,297	1,351	1,394	1,388	1,489	1,561	1,554	1,571	1,556	1,555	1,549	1,586	289	18.2
Females.....		775	819	810	841	886	904	914	950	938	981	1,014	1,055	280	26.5
Ice, manufactured.....	103	211	209	209	223	242	273	320	341	334	293	253	216	132	38.7
Males.....		105	103	106	113	117	132	144	137	127	115	107	117	41	28.5
Females.....		106	106	103	110	125	141	176	204	207	178	146	109	104	50.2
Mattresses and spring beds.....	43	102	103	101	102	104	104	105	105	107	103	102	102	6	5.6
Males.....		53	54	52	52	52	52	52	51	53	51	50	50	4	(1)
Females.....		49	49	49	50	52	52	53	54	54	52	52	52	5	(1)
Munitions.....	12	237	224	207	213	210	230	244	242	273	275	294	306	99	32.4
Males.....		206	193	176	184	182	199	210	204	228	226	238	247	71	28.7
Females.....		31	31	31	29	28	31	34	38	45	49	56	59	31	(1)
Optical goods.....	23	95	94	93	97	95	96	98	97	98	101	102	103	10	9.7
Males.....		24	24	22	21	20	21	21	20	20	20	20	22	4	(1)
Females.....		71	70	71	76	75	75	77	77	78	81	82	81	12	(1)
Roofing materials.....	3	117	117	117	117	117	120	120	120	120	120	120	120	3	2.5
Males.....		73	73	73	73	73	75	75	75	75	75	75	75	3	(1)
Females.....		44	44	44	44	44	45	45	45	45	45	44	44	1	(1)
Shipbuilding, including boat building, repairs, etc.....	19	156	160	151	161	157	158	163	170	173	171	189	202	51	25.2
Males.....		135	139	129	138	135	130	136	138	141	140	155	160	31	19.4
Females.....		21	21	22	23	22	28	27	32	32	31	34	42	21	(1)
Signs and advertising novelties.....	36	209	209	212	210	212	210	203	209	208	213	216	219	11	5.0
Males.....		67	68	69	71	74	73	70	71	70	72	73	73	7	(1)
Females.....		142	141	143	139	138	137	138	138	138	141	143	146	9	6.2
Stationery goods.....	19	116	118	119	121	119	121	123	123	121	120	122	119	7	5.7
Males.....		47	47	47	47	48	49	50	49	45	42	42	42	8	(1)
Females.....		69	71	72	74	71	72	73	74	76	78	80	77	11	(1)
Miscellaneous industries, n. o. c.....	290	907	913	910	915	904	907	891	901	906	906	929	934	43	4.6
Males.....		368	380	376	383	379	392	379	387	376	374	374	377	24	6.1
Females.....		539	533	534	532	525	515	512	514	529	532	555	557	45	8.1
Service.....	2,111	3,063	3,119	3,107	3,175	3,182	3,248	3,287	3,326	3,275	3,225	3,206	3,159	263	7.9
Males.....		1,352	1,387	1,355	1,371	1,379	1,420	1,416	1,443	1,395	1,393	1,391	1,359	91	6.3
Females.....		1,711	1,732	1,752	1,804	1,803	1,828	1,871	1,883	1,880	1,832	1,815	1,800	172	9.1
Garages (not taxi companies).....	420	756	778	799	844	814	829	873	883	905	862	837	828	149	16.5
Males.....		322	331	342	332	331	345	353	362	364	346	336	333	42	11.5
Females.....		434	447	457	512	483	484	520	521	541	516	501	495	107	19.8
Hotels.....	351	835	853	822	845	854	843	819	842	845	864	876	859	57	6.5
Males.....		527	549	505	534	531	522	519	526	522	538	549	532	44	8.0
Females.....		308	304	317	311	323	321	300	316	323	326	327	327	27	9.3
Laundries and dry cleaners.....	295	635	645	636	635	634	624	634	628	620	611	607	595	50	7.8
Males.....		93	97	96	90	93	91	92	89	87	87	85	81	16	(1)
Females.....		542	548	540	545	541	533	542	539	533	524	522	514	34	6.2

1 Not computed owing to small number represented.

TABLE A.—Fluctuation in employment in industries other than mining and quarrying in Ohio, 1914 to 1929, by occupation group, industry, and sex—Continued

1917: BOOKKEEPERS, STENOGRAPHERS, AND OFFICE CLERKS—Continued

Industry and sex	Number of establishments reporting	Number employed on the 15th of each month												Variation from maximum		
		January	February	March	April	May	June	July	August	September	October	November	December	Number	Per cent	
Service—Continued.																
Office buildings, window cleaning.....	198	161	162	164	165	168	166	165	166	166	166	166	165	164	7	4.2
Males.....		65	65	65	63	64	62	62	62	62	62	61	61	60	5	(1)
Females.....		96	97	99	102	104	104	103	104	104	105	104	104	104	9	8.6
Restaurants.....	280	172	171	172	172	174	175	176	182	183	184	184	180	13	7.1	
Males.....		85	84	85	86	88	89	89	94	93	92	90	84	10	(1)	
Females.....		87	87	87	86	86	86	87	88	90	92	94	96	10	(1)	
Saloons.....	190	153	161	158	155	157	152	160	161	154	159	159	151	10	6.2	
Males.....		93	95	92	93	93	92	92	94	90	91	94	94	5	(1)	
Females.....		60	66	66	62	64	60	68	67	64	68	65	57	11	(1)	
Theaters, including motion pictures.....	136	107	107	109	106	106	99	90	99	109	113	114	115	25	21.7	
Males.....		46	45	45	43	43	38	30	37	43	46	46	46	16	(1)	
Females.....		61	62	64	63	63	61	60	62	66	67	68	69	9	(1)	
Service, n. o. c.....	241	244	242	247	253	275	360	370	365	293	266	264	267	128	34.6	
Males.....		121	121	125	130	136	181	179	179	134	132	130	129	60	33.1	
Females.....		123	121	122	123	139	179	191	186	159	134	134	138	70	36.6	
Trade																
Males.....	4,908	22,612	22,622	22,696	22,828	22,836	23,081	23,241	23,264	23,322	23,585	23,761	24,061	1,449	6.0	
Females.....		10,192	10,285	10,275	10,333	10,275	10,346	10,412	10,377	10,255	10,269	10,307	10,287	220	2.1	
Offices.....	488	12,420	12,387	12,421	12,495	12,561	12,735	12,829	12,887	13,067	13,316	13,454	13,774	1,387	10.1	
Males.....		7,324	7,450	7,456	7,481	7,433	7,587	7,614	7,587	7,619	7,587	7,615	7,644	7,634	320	4.2
Females.....		4,128	4,167	4,182	4,204	4,138	4,192	4,220	4,171	4,095	4,076	4,090	4,054	166	3.9	
Retail and wholesale stores.....	3,695	13,795	13,670	13,720	13,803	13,837	13,901	14,009	14,008	14,138	14,371	14,527	14,847	1,177	7.9	
Males.....		5,139	5,138	5,157	5,181	5,181	5,184	5,222	5,223	5,205	5,248	5,276	5,300	162	3.1	
Females.....		8,656	8,532	8,563	8,622	8,656	8,717	8,787	8,785	8,933	9,123	9,251	9,549	1,017	10.7	
Yards, builders' supplies, coal, and scrap.....	673	1,427	1,434	1,451	1,470	1,492	1,513	1,528	1,548	1,514	1,516	1,511	1,499	121	7.8	
Males.....		901	904	911	921	929	942	938	952	926	917	914	906	51	5.4	
Females.....		526	530	540	549	563	571	590	596	588	599	597	593	73	12.2	
Trade, n. o. c.....	52	66	68	69	74	74	80	90	89	83	83	79	79	24	(1)	
Males.....		24	26	25	27	27	28	32	31	29	28	27	27	8	(1)	
Females.....		42	42	44	47	47	52	58	58	54	55	52	52	16	(1)	
Transportation and public utilities																
Males.....	1,149	5,933	5,956	5,987	6,087	6,214	6,385	6,357	6,401	6,372	6,396	6,451	6,540	607	9.3	
Females.....		3,717	3,722	3,741	3,783	3,872	3,895	3,908	3,908	3,903	3,798	3,761	3,712	196	5.0	
Females.....		2,216	2,234	2,246	2,304	2,342	2,490	2,408	2,493	2,469	2,598	2,690	2,828	612	21.6	

Cartage and storage, livery barns.....	351	357	355	363	369	370	378	398	401	413	413	411	417	62	14.9
Males.....		225	223	222	232	230	234	252	251	256	258	256	257	36	14.0
Females.....		132	132	141	137	140	144	146	150	157	155	155	160	28	17.5
Electric light and power.....	107	726	757	744	747	756	785	789	795	795	788	821	802	95	11.6
Males.....		525	542	546	529	533	538	539	530	514	499	495	480	66	12.1
Females.....		201	215	198	218	223	247	250	265	281	289	326	322	128	39.3
Electric railroads.....	71	1,351	1,342	1,362	1,399	1,455	1,475	1,496	1,517	1,475	1,475	1,515	1,531	189	12.3
Males.....		902	895	912	933	984	982	995	999	992	986	999	1,005	110	10.9
Females.....		449	447	450	466	471	493	501	518	483	488	516	526	79	15.0
Natural gas.....	84	694	678	678	700	697	716	744	762	799	766	722	731	121	15.1
Males.....		569	556	551	571	560	571	586	592	624	597	542	535	73	11.7
Females.....		125	122	127	129	137	145	158	170	175	169	180	196	74	37.8
Pipe lines (petroleum).....	13	111	124	126	124	124	124	126	129	133	126	127	125	22	16.5
Males.....		103	116	118	116	116	117	118	121	124	117	118	115	21	16.9
Females.....		8	8	8	8	8	7	8	8	9	9	9	10	3	(1)
Telegraph and telephone.....	414	2,373	2,373	2,395	2,404	2,429	2,500	2,399	2,399	2,359	2,438	2,469	2,575	216	8.4
Males.....		1,128	1,129	1,117	1,124	1,121	1,111	1,121	1,082	1,071	1,028	1,041	1,034	101	8.9
Females.....		1,245	1,253	1,266	1,287	1,305	1,389	1,278	1,308	1,288	1,410	1,428	1,541	296	19.2
Transportation by water, including stevedoring.....	43	172	172	166	190	227	237	237	230	221	214	215	185	71	30.0
Males.....		155	155	149	170	207	216	215	205	193	183	182	156	67	31.0
Females.....		17	17	17	20	20	21	22	25	28	31	33	29	16	(1)
Transportation and public utilities, n. o. c., including taxicabs.....	66	149	155	153	154	156	170	168	177	177	176	171	174	28	15.8
Males.....		110	115	114	115	118	126	123	128	129	130	128	130	20	15.4
Females.....		39	40	39	39	38	44	45	49	48	46	43	44	11	(1)

1917: SALESPeOPLE (NOT TRAVELING)

ALL INDUSTRIES	21,624	39,151	38,023	40,097	40,527	40,119	39,854	39,516	38,641	40,628	41,158	41,758	45,598	7,575	16.6
Males.....		19,969	20,061	20,360	20,368	20,370	20,406	20,370	20,218	20,331	20,296	20,434	20,991	1,022	4.9
Females.....		19,182	17,962	19,737	20,159	19,749	19,448	19,146	18,423	20,297	20,862	21,324	24,607	6,645	27.0
Agriculture	450	74	73	75	83	79	75	64	62	60	60	59	62	24	(1)
Males.....		57	55	56	59	59	56	52	49	49	47	47	49	12	(1)
Females.....		17	18	19	24	20	19	12	13	11	13	12	13	13	(1)
Construction	4,372	455	441	472	483	489	491	477	466	476	462	443	438	53	10.8
Males.....		438	427	456	467	471	475	462	452	463	449	429	423	52	10.9
Females.....		17	14	16	16	18	16	15	14	13	13	14	15	5	(1)
Electrical contracting	156	96	97	102	103	99	100	103	101	105	99	99	102	9	8.6
Males.....		96	96	101	101	97	98	101	100	104	98	98	100	8	7.7
Females.....		1	1	1	2	2	2	2	1	1	1	1	2	2	(1)
Construction n. o. c.	4,216	359	344	370	380	390	391	374	365	371	363	344	336	55	14.1
Males.....		342	331	355	366	374	377	361	352	359	351	331	323	54	14.3
Females.....		17	13	15	14	16	14	13	13	12	12	13	13	5	(1)
Fisheries	34														

¹ Not computed owing to small number represented.

TABLE A.—Fluctuation in employment in industries other than mining and quarrying in Ohio, 1914 to 1929, by occupation group, industry, and sex—Continued

1917: SALESPeOPLE (NOT TRAVELING)—Continued

Industry and sex	Number of establishments reporting	Number employed on the 15th of each month												Variation from maximum	
		January	February	March	April	May	June	July	August	September	October	November	December	Number	Per cent
Manufactures	8,600	5,104	5,241	5,328	5,289	5,335	5,363	5,365	5,379	5,382	5,340	5,314	5,349	278	5.2
Males.....		4,129	4,222	4,287	4,254	4,287	4,308	4,306	4,288	4,265	4,210	4,181	4,182	179	4.2
Females.....		975	1,019	1,041	1,035	1,048	1,055	1,059	1,091	1,117	1,130	1,133	1,167	192	16.5
Chemicals and allied products	340	209	207	209	212	212	213	213	210	211	209	211	207	6	2.8
Males.....		205	202	204	207	207	208	208	206	207	206	208	204	6	2.9
Females.....		4	5	5	5	5	5	5	4	4	3	3	3	2	(1)
Food and kindred products	1,364	2,017	2,045	2,071	2,052	2,067	2,097	2,119	2,124	2,150	2,142	2,123	2,153	136	6.3
Males.....		1,441	1,452	1,471	1,457	1,459	1,479	1,493	1,486	1,494	1,472	1,464	1,471	53	3.5
Females.....		576	593	600	595	608	618	626	638	656	670	659	682	106	15.5
Bread and other bakery products	385	1,141	1,170	1,184	1,169	1,169	1,190	1,210	1,212	1,247	1,259	1,247	1,257	118	9.4
Males.....		809	815	830	816	811	825	846	841	855	856	852	856	47	5.5
Females.....		332	355	354	353	358	365	364	371	392	403	395	401	71	17.6
Butter, cheese, and condensed milk—skimming stations	142	188	191	190	190	191	192	192	194	188	186	184	179	15	7.7
Males.....		178	181	180	180	181	180	180	181	176	176	175	173	8	4.4
Females.....		10	10	10	10	10	12	12	13	12	10	9	6	7	(1)
Confectionery and ice cream	131	295	290	297	295	306	311	319	324	326	309	304	328	38	11.6
Males.....		79	80	79	82	85	86	85	85	89	69	67	72	20	(1)
Females.....		216	210	218	213	221	225	234	239	237	240	237	256	46	18.0
Slaughtering and meat packing	102	240	241	244	240	238	236	229	228	225	223	224	224	21	8.6
Males.....		226	227	230	226	224	224	218	217	214	212	213	213	18	7.8
Females.....		14	14	14	14	14	12	11	11	11	11	11	11	3	(1)
Food and kindred products, n. o. c.	604	153	153	156	158	163	168	169	166	164	165	164	165	16	9.5
Males.....		149	149	152	153	158	164	164	162	160	159	157	157	15	9.1
Females.....		4	4	4	5	5	4	5	4	4	6	7	8	4	(1)
Iron and steel and their products	1,583	304	315	318	322	327	325	326	326	323	320	324	328	24	7.3
Males.....		294	305	308	311	315	313	313	313	310	306	309	312	21	6.7
Females.....		10	10	10	11	12	12	13	13	13	14	15	16	6	(1)
Foundry and machine-shop products	1,151	180	191	194	193	197	198	200	198	197	195	196	195	20	10.0
Males.....		177	188	191	190	194	195	196	194	193	191	192	191	19	9.7
Females.....		3	3	3	3	3	3	4	4	4	4	4	4	1	(1)
Iron and steel and their products, n. o. c.	432	124	124	124	129	130	127	126	128	126	125	128	133	9	6.8
Males.....		117	117	117	121	121	118	117	119	117	115	117	121	6	5.0
Females.....		7	7	7	8	9	9	9	9	9	10	11	12	5	(1)
Leather and its finished products	160	36	36	36	36	33	34	32	32	32	31	31	34	5	(1)
Males.....		32	32	32	32	29	30	29	29	29	28	29	31	4	(1)
Females.....		4	4	4	4	4	4	3	3	3	3	3	3	1	(1)

Liquors and beverages.....	179	161	165	165	170	174	174	178	176	171	162	160	163	18	10.1
Males.....		159	163	163	168	172	172	176	174	169	160	158	161	18	10.2
Females.....		2	2	2	2	2	2	2	2	2	2	2	2		
Lumber and its remanufactures.....	899	245	244	246	240	245	243	245	246	248	246	245	249	7	3.6
Males.....		214	215	214	208	213	210	214	213	215	214	214	215	9	3.3
Females.....		31	29	32	32	32	33	31	33	33	32	34	34	(1)	
Furniture and refrigerators.....	161	101	102	102	96	95	94	94	93	98	94	100	100	5	8.8
Males.....		71	74	71	65	64	62	64	61	66	63	67	67	13	(1)
Females.....		30	28	31	31	31	32	30	32	32	31	33	33	5	(1)
Lumber and planing-mill products.....	524	120	118	120	120	126	126	128	131	128	128	124	125	13	9.9
Males.....		119	117	119	119	125	125	127	130	127	127	123	124	13	10.0
Females.....		1	1	1	1	1	1	1	1	1	1	1	1		
Lumber and its remanufactures, n. o. c.....	224	24	24	24	24	24	23	23	22	22	24	24	24	2	(1)
Males.....		24	24	24	24	24	23	23	22	22	24	24	24	2	(1)
Metals and metal products, other than iron and steel.....	339	110	109	109	108	107	106	105	107	107	108	106	105	5	4.5
Males.....		101	100	100	99	99	97	96	98	98	99	97	96	5	5.0
Females.....		9	9	9	9	9	9	9	9	9	9	9	9		
Paper and printing.....	930	767	767	784	765	759	778	766	769	754	750	754	758	34	4.3
Males.....		714	713	726	712	700	718	707	705	692	691	685	683	43	5.9
Females.....		53	54	58	53	59	60	59	64	62	59	69	75	(1)	
Printing and publishing.....	730	712	705	727	706	702	721	709	712	694	691	694	701	36	5.0
Males.....		659	651	669	653	643	661	650	648	632	632	625	626	44	5.6
Females.....		53	54	58	53	59	60	59	64	62	59	69	75	(1)	
Paper and printing, n. o. c.....	200	55	62	57	59	57	57	57	57	60	59	60	57	7	(1)
Males.....		55	62	57	59	57	57	57	57	60	59	60	57	7	(1)
Rubber products.....	82	352	408	447	440	467	446	438	436	439	425	420	411	115	24.6
Males.....		278	313	344	341	357	337	330	324	322	307	293	286	79	22.1
Females.....		74	95	103	108	110	109	108	112	117	118	127	125	53	41.7
Stone, clay, and glass products.....	702	82	84	86	87	87	88	85	84	83	81	81	80	8	(1)
Males.....		74	76	76	77	78	79	76	75	74	73	73	72	7	(1)
Females.....		8	8	10	10	9	9	9	9	9	8	8	8	2	(1)
Textiles.....	708	296	324	323	323	318	311	320	331	331	330	319	311	35	10.6
Males.....		268	283	284	284	289	283	286	289	287	289	287	283	21	7.3
Females.....		28	41	39	39	29	28	34	42	44	41	32	28	16	(1)
Millinery and lace goods.....	34	87	103	98	96	85	82	83	95	93	90	82	77	28	25.2
Males.....		73	76	75	73	73	70	70	72	71	71	71	68	8	(1)
Females.....		14	27	23	23	12	12	13	23	22	19	11	9	18	(1)
Textiles, n. o. c.....	674	209	221	225	227	233	229	237	236	238	240	237	234	31	12.9
Males.....		195	207	209	211	216	213	216	217	216	218	216	215	23	10.6
Females.....		14	14	16	16	17	16	21	19	22	22	21	19	8	(1)
Tobacco manufactures.....	239	20	20	20	20	20	20	20	20	20	20	20	21	1	(1)
Males.....		20	20	20	20	20	20	20	20	20	20	20	21	1	(1)
Vehicles for land transportation.....	360	52	54	54	51	54	53	56	57	55	54	54	54	6	(1)
Males.....		50	52	52	49	52	51	54	55	55	53	52	52	6	(1)
Females.....		2	2	2	2	2	2	2	2	2	2	2	2		(1)
Miscellaneous industries.....	715	457	467	464	458	469	480	467	466	460	465	466	479	23	4.8
Males.....		283	300	297	293	302	316	309	306	299	296	296	299	33	10.4
Females.....		174	167	167	165	167	164	158	160	163	169	170	180	22	12.2

¹ Not computed owing to small number represented.

1917: SALESPeOPLE (NOT TRAVELING)

TABLE A.—Fluctuation in employment in industries other than mining and quarrying in Ohio, 1914 to 1929, by occupation group, industry, and sex—Continued

1917: SALESPeOPLE (NOT TRAVELING)—Continued

Industry and sex	Number of establishments reporting	Number employed on the 15th of each month												Variation from maximum	
		January	February	March	April	May	June	July	August	September	October	November	December	Number	Per cent
Manufactures—Continued.															
Miscellaneous industries—Continued.															
Electrical machinery, apparatus, and supplies.....	114	237	240	243	243	240	238	228	227	226	230	232	232	17	7.0
Males.....		110	115	116	115	112	112	109	106	108	111	115	112	10	8.6
Females.....		127	125	127	128	128	126	119	121	118	119	117	120	11	8.6
Miscellaneous industries, n. o. c.....	601	220	227	221	215	229	242	239	239	234	235	234	247	32	13.0
Males.....		173	185	181	178	190	204	200	200	189	185	181	187	31	15.2
Females.....		47	42	40	37	39	38	39	39	45	50	53	60	23	(1)
Service.....	2,111	1,482	1,498	1,540	1,562	1,556	1,620	1,618	1,615	1,636	1,602	1,592	1,575	154	9.4
Males.....		1,290	1,311	1,348	1,370	1,360	1,417	1,408	1,410	1,429	1,383	1,368	1,356	139	9.7
Females.....		192	187	192	192	196	203	210	205	207	219	224	219	37	16.5
Garages.....	420	453	461	492	525	540	550	548	551	534	522	510	497	98	17.8
Males.....		446	455	485	519	534	544	541	544	527	516	505	492	98	18.0
Females.....		7	6	7	6	6	6	7	7	7	6	5	5	2	(1)
Hotels.....	351	102	100	102	100	100	98	97	97	99	99	99	99	5	4.9
Males.....		76	76	76	76	76	74	73	73	75	75	75	75	3	(1)
Females.....		26	24	26	24	24	24	24	24	24	24	24	24	2	(1)
Laundries and dry cleaners.....	295	469	469	467	466	438	456	458	455	459	463	461	461	31	6.6
Males.....		423	423	422	419	390	408	403	401	404	396	394	397	33	7.8
Females.....		46	46	45	47	48	48	55	54	55	67	67	64	22	(1)
Restaurants.....	280	97	99	100	103	108	102	101	95	133	97	105	103	38	28.6
Males.....		27	27	27	30	31	30	30	27	58	28	28	28	31	(1)
Females.....		70	72	73	73	77	72	71	68	75	69	77	75	9	(1)
Saloons.....	190	318	327	337	325	322	321	320	321	319	330	325	323	19	5.6
Males.....		295	307	315	302	300	301	300	302	306	310	307	305	20	6.3
Females.....		23	20	22	23	22	20	20	19	13	20	18	18	10	(1)
Service, n. o. c.....	575	43	42	42	43	48	93	94	92	91	92	92	54	10	(1)
Males.....		23	23	23	24	29	60	61	63	59	58	59	59	40	(1)
Females.....		20	19	19	19	19	33	33	33	33	33	33	33	14	(1)
Trade.....	4,908	31,775	30,508	32,420	32,871	32,425	32,066	31,758	30,891	32,850	33,467	34,129	37,969	7,461	19.7
Males.....		13,835	13,825	13,992	14,020	13,999	13,952	13,949	13,832	13,944	14,025	14,233	14,819	994	6.7
Females.....		17,940	16,683	18,428	18,851	18,426	18,114	17,809	17,059	18,906	19,442	19,896	23,150	6,467	27.9

Offices.....	488	201	206	209	212	213	211	213	215	210	210	208	205	14	6.5
Males.....		200	205	208	210	211	209	211	213	208	209	208	205	13	6.1
Females.....		1	1	1	2	2	2	2	2	2	1	0	0	2	(1)
Retail and wholesale stores.....	3,695	31,339	30,055	31,958	32,405	31,955	31,596	31,287	30,416	32,386	33,005	33,668	37,512	7,457	19.9
Males.....		13,392	13,375	13,533	13,558	13,534	13,457	13,483	13,362	13,484	13,566	13,774	14,364	1,002	7.0
Females.....		17,937	16,680	18,425	18,847	18,421	18,109	17,804	17,054	18,902	19,439	19,894	23,148	6,468	27.9
Yards, coal and lumber.....	673	229	231	237	238	241	243	241	243	238	236	237	236	14	5.8
Males.....		227	229	235	236	238	240	238	240	236	234	235	234	13	5.4
Females.....		2	2	2	2	3	3	3	3	2	2	2	2	1	(1)
Trade, n. o. c.....	52	16	16	16	16	16	16	17	17	16	16	16	16	1	(1)
Males.....		16	16	16	16	16	16	17	17	16	16	16	16	1	(1)
Transportation and public utilities.....	1,149	261	262	262	239	235	239	234	228	224	227	221	205	57	21.8
Males.....		220	221	221	198	194	196	193	187	181	182	176	162	59	26.7
Females.....		41	41	41	41	41	41	41	41	43	45	45	43	4	(1)
Electric light and power.....	107	137	140	140	115	112	110	106	108	106	100	87	53	53	37.9
Males.....		136	139	139	114	111	109	105	105	99	100	94	83	56	40.3
Females.....		1	1	1	1	1	1	1	1	4	6	6	4	5	(1)
Transportation and public utilities, n. o. c.....	1,042	124	122	122	124	123	127	124	122	121	121	121	118	9	7.1
Males.....		84	82	82	84	83	87	84	82	82	82	82	79	8	(1)
Females.....		40	40	40	40	40	40	40	40	39	39	39	39	1	(1)

¹Not computed owing to small number represented.

1917: SALESPeOPLE (NOT TRAVELING)

161

TABLE A.—Fluctuation in employment in industries other than mining and quarrying in Ohio, 1914 to 1929, by occupation group, industry, and sex—Continued

1918: WAGE EARNERS

Industry and sex	Number of establishments reporting	Number employed on the 15th of each month												Variation from maximum	
		January	February	March	April	May	June	July	August	September	October	November	December	Number	Per cent
ALL INDUSTRIES	22,709	841,025	852,360	881,072	885,824	902,619	928,599	934,382	935,737	906,919	909,230	895,965	872,982	94,712	10.1
Males.....		717,667	728,489	749,478	752,583	767,596	783,713	787,324	787,349	758,237	757,187	743,452	726,644	69,682	8.9
Females.....		123,358	123,871	131,594	133,241	135,023	144,886	147,058	148,388	150,682	152,043	152,513	164,338	29,155	19.1
Agriculture	520	3,518	3,603	4,226	4,725	4,985	5,644	5,226	5,080	4,894	4,598	4,035	3,596	2,126	37.7
Males.....		3,318	3,380	3,943	4,359	4,618	5,123	4,874	4,701	4,507	4,199	3,725	3,343	1,805	35.2
Females.....		200	223	283	366	367	521	352	379	387	399	310	253	321	61.6
Dairy farming.....	31	423	410	423	434	443	463	453	467	470	421	407	395	75	16.0
Males.....		417	404	416	426	435	455	441	455	460	413	399	389	71	15.4
Females.....		6	6	7	8	8	8	12	12	10	8	8	6		(1)
Florists, fruit growers, and nurserymen.....	143	1,372	1,455	1,729	2,097	2,268	2,607	2,002	2,048	1,920	1,835	1,577	1,449	1,235	47.4
Males.....		1,245	1,305	1,529	1,822	1,999	2,262	1,781	1,787	1,633	1,540	1,367	1,280	1,017	45.0
Females.....		127	150	200	275	269	345	221	261	287	295	210	169	218	63.2
General farming.....	304	1,680	1,656	1,991	2,125	2,215	2,533	2,672	2,426	2,406	2,221	1,944	1,676	1,016	38.0
Males.....		1,613	1,589	1,915	2,043	2,125	2,365	2,553	2,320	2,316	2,125	1,852	1,598	964	37.8
Females.....		67	67	76	83	90	168	119	106	90	96	92	78	101	60.1
Agriculture, n. o. c.....	42	43	82	83	69	59	41	99	139	98	121	107	76	98	70.5
Males.....		43	82	83	69	59	41	99	139	98	121	107	76	98	70.5
Construction	4,273	41,298	41,316	48,757	57,848	59,641	68,249	69,860	69,506	63,288	62,515	55,509	49,524	28,562	40.9
Males.....		41,228	41,247	48,659	57,724	59,528	68,112	69,698	69,320	63,122	62,348	55,370	49,399	28,470	40.8
Females.....		70	69	98	124	113	137	162	186	166	167	139	125	117	62.9
Brick, stone, and cement work.....	421	1,578	1,799	2,682	3,137	3,126	3,463	4,664	4,062	4,062	4,413	3,774	2,961	3,086	66.2
Males.....		1,575	1,798	2,679	3,133	3,123	3,458	4,430	4,060	4,055	4,406	3,766	2,956	3,085	66.2
Females.....		3	1	3	4	3	5	4	4	7	7	8	5	7	(1)
Electrical contracting.....	169	1,983	2,036	2,076	2,080	1,990	1,956	1,976	1,980	1,935	1,910	1,855	2,021	225	10.8
Males.....		1,974	2,025	2,065	2,070	1,982	1,947	1,966	1,972	1,925	1,897	1,843	2,012	227	11.0
Females.....		9	11	11	10	8	9	10	8	10	13	12	9	5	(1)
Erecting or installing machinery.....	73	405	380	373	438	382	421	402	445	372	395	367	385	78	17.5
Males.....		403	378	371	436	379	418	400	442	369	393	365	383	77	17.4
Females.....		2	2	2	2	3	3	2	3	3	2	2	2	1	(1)
General contracting.....	1,462	19,959	19,221	21,767	25,289	24,507	29,350	32,632	32,872	29,362	29,993	26,349	22,226	13,651	41.5
Males.....		19,940	19,206	21,730	25,231	24,462	29,294	32,563	32,791	29,308	29,941	26,319	22,197	13,585	41.4
Females.....		19	15	37	58	45	56	69	81	54	52	30	29	66	(1)

Oil, gas, and water drilling.....	370	3,330	3,367	3,602	3,804	3,901	4,016	4,029	4,066	3,807	3,929	3,879	3,387	736	18.1
Males.....		3,328	3,365	3,600	3,802	3,899	4,014	4,027	4,064	3,805	3,927	3,877	3,385	736	18.1
Females.....		2	2	2	2	2	2	2	2	2	2	2	2		(1)
Painting and decorating.....	274	902	1,050	1,649	1,980	2,095	2,025	1,766	1,683	1,581	1,552	1,273	1,083	1,193	56.9
Males.....		886	1,032	1,632	1,915	2,079	2,008	1,754	1,670	1,566	1,534	1,254	1,058	1,198	57.4
Females.....		16	18	17	15	16	17	12	13	15	18	19	25	13	(1)
Plastering, including lathing.....	78	387	569	948	1,410	1,635	1,987	2,352	2,631	2,984	516	454	391	2,547	86.8
Males.....		387	569	948	1,410	1,635	1,987	2,352	2,631	2,984	516	454	391	2,547	86.8
Plumbing and steam fitting.....	369	2,889	2,996	2,796	2,784	2,712	2,612	2,745	2,687	2,781	3,062	2,945	2,945	450	14.7
Males.....		2,884	2,991	2,790	2,777	2,705	2,605	2,737	2,679	2,773	3,055	2,938	2,938	450	14.7
Females.....		5	5	6	7	7	7	8	8	8	7	7	7	3	(1)
Sand and gravel excavating.....	36	579	688	887	1,187	1,243	1,157	1,148	1,179	1,046	1,058	998	827	669	53.6
Males.....		579	688	884	1,181	1,240	1,149	1,141	1,170	1,038	1,049	991	825	661	53.3
Females.....				3	6	8	8	7	9	8	9	7	7		(1)
Sheet-metal work and roofing.....	307	1,941	2,059	2,244	2,268	2,130	2,201	2,144	2,219	2,145	2,177	2,139	2,122	327	14.4
Males.....		1,938	2,056	2,241	2,264	2,126	2,196	2,141	2,213	2,139	2,173	2,134	2,118	326	14.4
Females.....		3	3	3	4	4	5	3	6	6	4	4	4	3	(1)
Street, road, and sewer contracting.....	608	6,631	6,826	9,203	13,033	15,417	18,557	15,738	14,554	12,701	12,808	10,825	9,949	11,926	64.3
Males.....		6,620	6,814	9,189	13,017	15,400	18,532	15,694	14,502	12,648	12,845	10,778	9,909	11,912	64.3
Females.....		11	12	14	16	17	25	44	52	53	53	47	40	25	(1)
Ventilating and heating.....	40	513	446	358	343	323	325	324	366	405	460	491	577	442	44.0
Males.....		513	446	358	343	323	325	324	366	405	460	491	577	442	44.0
Construction, n. o. c.....	21	201	179	172	145	175	179	169	160	157	152	160	150	51	25.4
Males.....		201	179	172	145	175	179	169	160	157	152	160	150	51	25.4
Fisheries.....	38	333	294	351	514	529	404	418	385	380	428	490	341	235	44.4
Males.....		333	294	351	513	528	403	418	385	380	428	490	341	234	44.3
Females.....					1	1	1								(1)
Manufactures.....	8,858	664,397	675,277	693,514	687,682	701,208	716,286	722,232	724,830	706,940	710,055	705,173	688,278	60,433	8.3
Males.....		575,035	582,732	597,379	590,097	601,858	608,681	612,156	613,075	593,185	595,068	589,773	579,608	38,040	6.2
Females.....		89,362	92,545	96,135	97,585	99,350	107,605	110,076	111,755	113,755	115,017	115,400	108,675	26,038	22.6
Chemicals and allied products.....	351	18,009	18,284	19,251	19,028	18,550	18,600	19,187	19,377	19,459	19,194	19,140	19,601	1,592	8.1
Males.....		16,361	16,335	17,249	16,973	16,405	16,386	16,891	17,063	17,020	16,721	16,550	17,079	914	5.3
Females.....		1,648	1,949	2,002	2,055	2,145	2,223	2,296	2,314	2,439	2,473	2,590	2,522	942	38.4
Chemicals, acids, and wood distillation.....	18	653	669	713	741	679	716	713	697	659	665	631	592	149	20.1
Males.....		635	642	676	712	659	690	692	677	640	632	603	570	142	19.9
Females.....		18	27	37	29	20	26	21	20	19	35	28	22	19	(1)
Baking powder and yeast.....	4	144	146	166	145	159	143	148	151	163	161	162	201	58	28.9
Males.....		66	68	71	66	65	62	61	63	64	61	58	64	13	(1)
Females.....		78	78	95	79	94	81	87	88	99	100	104	137	59	43.1
Dyestuffs and extracts.....	3	257	259	303	297	336	315	355	354	390	420	474	439	217	45.3
Males.....		257	259	303	297	336	315	355	351	397	426	471	436	214	45.4
Females.....									3	3	3	3	3		(1)
Explosives.....	9	417	428	438	410	380	391	400	442	432	415	414	445	62	14.0
Males.....		417	428	438	410	380	391	400	442	432	415	414	445	62	14.0
Fertilizers.....	24	1,089	1,406	1,719	1,513	1,160	1,120	1,392	1,643	1,624	1,175	976	1,077	743	43.2
Males.....		1,086	1,402	1,714	1,508	1,155	1,115	1,357	1,598	1,577	1,137	960	1,061	754	44.0
Females.....		3	4	5	5	5	5	35	45	47	38	16	16	44	(1)

¹ Not computed owing to small number represented.

1918: WAGE EARNERS

163

TABLE A.—Fluctuation in employment in industries other than mining and quarrying in Ohio, 1914 to 1929, by occupation group, industry, and sex—Continued

1918: WAGE EARNERS—Continued

Industry and sex	Number of establishments reporting	Number employed on the 15th of each month												Variation from maximum	
		January	February	March	April	May	June	July	August	September	October	November	December	Number	Per cent
		Manufactures—Continued.													
Chemicals and allied products—Continued.															
Grease and tallow.....	26	397	428	436	443	398	382	402	388	411	406	419	456	74	18.2
Males.....		390	421	427	435	385	372	393	385	399	396	409	444	72	16.2
Females.....		7	7	9	8	8	10	9	3	12	10	10	12	9	(1)
Ink, printing and writing.....	10	367	366	420	427	420	368	384	438	444	433	408	394	78	17.6
Males.....		365	365	418	422	416	361	379	428	418	399	372	362	67	15.7
Females.....		2	1	2	5	4	7	5	10	26	34	36	32	35	(1)
Oil, lubricating.....	16	215	206	218	220	204	184	177	183	194	188	201	198	43	19.5
Males.....		215	206	218	220	204	184	177	183	194	188	201	198	43	19.5
Paint and varnish.....	76	2,289	2,362	2,418	2,407	2,451	2,381	2,369	2,291	2,269	2,287	2,267	2,299	184	7.5
Males.....		2,046	2,100	2,156	2,139	2,162	2,002	2,087	2,017	2,012	2,033	2,015	2,046	150	6.9
Females.....		243	262	262	268	289	289	282	274	257	254	252	263	46	15.9
Patent medicines and drug compounds.....	50	973	1,024	1,023	1,027	1,059	1,085	1,076	1,000	1,062	1,113	1,230	1,186	257	20.9
Males.....		483	476	516	516	502	514	486	454	483	512	521	543	89	16.4
Females.....		490	548	507	511	557	571	590	546	579	601	709	643	219	30.9
Petroleum refining.....	27	2,686	2,685	2,634	2,628	2,419	2,540	2,631	2,590	2,558	2,580	2,611	2,706	287	10.6
Males.....		2,677	2,644	2,622	2,619	2,408	2,516	2,607	2,545	2,512	2,523	2,562	2,660	269	10.0
Females.....		9	9	12	9	11	24	24	45	46	57	49	46	48	(1)
Salt.....	7	1,049	1,032	1,023	1,070	1,090	1,051	1,015	1,014	969	1,005	992	1,007	121	11.1
Males.....		938	920	916	944	963	916	898	892	858	892	875	894	105	10.9
Females.....		111	112	107	126	127	135	122	122	111	113	117	113	28	20.7
Soap and candles.....	24	3,504	3,319	3,698	3,864	3,906	3,948	4,085	4,175	4,262	4,261	4,397	4,445	1,126	25.3
Males.....		2,875	2,488	2,811	2,930	2,947	2,943	3,028	3,065	3,077	3,125	3,223	3,272	784	24.0
Females.....		629	831	887	934	959	1,005	1,057	1,110	1,185	1,136	1,174	1,173	556	46.9
Chemicals and allied products, n. o. c.....	57	3,969	3,986	4,042	3,836	3,894	3,985	4,031	4,011	4,022	4,076	3,959	4,186	350	8.4
Males.....		3,911	3,916	3,963	3,755	3,823	3,915	3,967	3,963	3,967	3,982	3,866	4,114	359	8.7
Females.....		58	70	79	81	71	70	64	48	55	94	93	72	46	(1)
Food and kindred products.....	1,439	25,030	25,343	25,804	25,865	26,111	28,329	27,352	30,565	31,503	29,811	29,582	29,904	6,473	20.5
Males.....		19,157	19,295	19,475	19,560	19,753	21,380	20,799	22,947	22,797	21,932	21,721	22,027	3,790	16.5
Females.....		5,873	6,048	6,329	6,305	6,358	6,949	6,553	7,618	8,706	7,879	7,861	7,877	2,683	32.5
Bakery products.....	407	5,908	5,947	5,926	5,890	6,255	6,444	6,571	6,521	6,504	6,632	6,582	6,691	801	12.0
Males.....		4,391	4,422	4,398	4,288	4,353	4,467	4,516	4,527	4,508	4,558	4,496	4,469	270	5.9
Females.....		1,512	1,525	1,528	1,602	1,902	1,977	2,055	1,994	1,996	2,074	2,066	2,222	710	32.0
Butter, cheese, and condensed milk.....	146	2,093	2,159	2,212	2,327	2,465	2,702	2,687	2,603	2,418	2,314	2,233	2,196	609	22.5
Males.....		1,938	1,976	2,053	2,152	2,267	2,484	2,436	2,372	2,196	2,101	2,048	2,006	546	22.0
Females.....		155	183	159	175	198	218	231	231	222	213	185	190	76	32.9

Canning and preserving.....	93	627	684	649	750	888	2,650	1,652	4,742	6,029	2,865	1,682	1,094	5,445	90.3
Males.....		435	414	453	528	636	1,775	1,057	3,045	3,651	1,687	1,131	735	3,287	88.7
Females.....		192	170	196	222	252	875	595	1,697	2,378	1,178	551	329	2,208	92.9
Coffee, spices, and peanuts, roasting and grinding.....	32	900	908	967	1,016	962	963	979	942	914	963	979	927	116	11.4
Males.....		461	467	477	481	446	441	460	444	445	461	465	464	40	8.3
Females.....		439	441	490	535	516	522	519	498	469	502	514	463	96	17.9
Confectionery and ice cream.....	148	4,526	4,661	4,917	4,837	4,496	4,298	4,499	4,696	4,572	4,546	4,916	5,341	1,043	19.5
Males.....		1,979	2,039	2,098	2,175	2,168	2,246	2,394	2,511	2,183	2,033	2,096	2,229	532	21.2
Females.....		2,547	2,622	2,849	2,662	2,328	2,052	2,105	2,185	2,389	2,513	2,820	3,112	1,060	34.1
Cordials, sirups, and flavoring extracts.....	21	435	446	489	473	513	717	541	427	408	435	470	410	309	43.1
Males.....		182	177	188	183	187	204	186	186	177	177	187	176	28	13.7
Females.....		253	269	301	290	326	513	355	241	231	258	283	234	282	55.0
Flour-mill and grist-mill products.....	445	2,915	3,101	3,167	3,083	2,959	2,959	2,993	3,133	3,089	3,046	3,136	3,169	254	8.0
Males.....		2,912	2,908	2,994	2,945	2,837	2,851	2,904	3,033	3,002	3,037	2,964	3,036	200	6.6
Females.....		3	193	173	138	122	108	89	100	87	9	172	133	190	98.4
Food preparations.....	25	1,886	1,613	1,714	1,855	1,778	1,693	1,598	1,598	1,683	1,909	1,986	2,052	466	22.7
Males.....		1,460	1,269	1,371	1,494	1,419	1,367	1,286	1,270	1,275	1,468	1,625	1,584	315	19.9
Females.....		426	344	343	371	359	326	300	328	408	441	461	468	188	35.9
Oleomargarine.....	4	321	330	312	277	269	255	262	257	290	320	316	316	75	22.7
Males.....		267	276	275	245	239	226	235	218	236	241	236	231	68	21.0
Females.....		54	54	37	32	30	29	27	39	63	79	80	85	68	(1)
Slaughtering and meat packing.....	105	4,985	5,234	5,091	4,895	4,997	5,110	5,025	4,938	4,768	4,948	5,418	6,129	1,361	22.2
Males.....		4,732	5,030	4,867	4,660	4,714	4,840	4,788	4,672	4,453	4,471	4,848	5,604	1,161	20.5
Females.....		253	204	224	235	283	270	237	266	315	477	570	525	366	64.2
Sugar.....	9	305	221	232	323	388	373	432	548	492	1,542	1,566	1,365	1,345	85.9
Males.....		209	216	226	317	382	367	425	539	482	1,529	1,536	1,341	1,320	85.9
Females.....		6	5	6	6	6	6	7	9	10	13	30	24	25	(1)
Vinegar and cider.....	3	78	82	72	82	90	116	97	105	270	246	266	191	198	73.3
Males.....		46	45	50	46	55	64	65	76	133	125	138	100	93	67.4
Females.....		32	37	22	36	35	52	32	29	137	121	128	91	115	83.9
Food and kindred products, n. o. c.....	1	56	57	56	57	51	49	48	55	57	45	52	53	12	(1)
Males.....		55	56	55	56	50	48	47	54	56	44	51	52	12	(1)
Females.....		1	1	1	1	1	1	1	1	1	1	1	1	1	(1)
Iron and steel and their products.....	1,635	260,471	261,511	267,394	262,262	268,388	267,329	273,151	273,891	267,632	273,485	270,790	265,965	13,420	4.9
Males.....		255,005	255,893	261,519	255,893	261,336	259,416	264,385	264,821	258,194	268,494	260,514	256,312	9,816	3.7
Females.....		5,466	5,618	5,865	6,369	7,052	7,913	8,766	9,070	9,438	9,991	10,276	9,653	4,810	46.8
Blast-furnace products.....	33	11,823	12,197	12,110	11,671	12,160	12,350	11,997	12,122	12,111	12,696	11,960	11,949	1,025	8.1
Males.....		11,813	12,187	12,100	11,661	12,150	12,340	11,985	12,110	12,099	12,684	11,968	11,937	1,023	8.1
Females.....		10	10	10	10	10	10	12	12	12	12	12	12	2	(1)
Bolts, nuts, washers, and rivets, not made in steel works or rolling mills.....	26	5,900	5,969	5,956	5,847	5,992	6,009	6,042	5,881	5,812	5,988	5,967	6,027	230	3.8
Males.....		5,042	5,115	5,089	4,985	5,129	5,099	5,114	4,963	4,881	5,018	4,967	5,009	248	4.8
Females.....		858	844	867	862	863	910	928	918	931	970	1,000	1,018	174	17.0
Cash registers and calculating machines.....	7	5,278	5,338	5,373	5,350	5,493	5,796	6,029	5,919	5,467	5,360	5,297	5,336	751	12.5
Males.....		4,889	4,899	4,856	4,639	4,556	4,542	4,556	4,488	4,179	4,087	3,935	4,195	964	19.7
Females.....		389	439	517	711	937	1,254	1,473	1,431	1,288	1,273	1,362	1,141	1,084	73.6
Cutlery and tools.....	124	11,129	11,357	11,617	11,670	11,732	11,805	12,527	12,618	12,335	12,613	12,550	11,929	1,489	11.8
Males.....		10,366	10,574	10,804	10,778	10,806	10,839	11,307	11,395	11,168	11,947	11,531	10,722	1,029	9.0
Females.....		763	783	813	892	926	966	1,220	1,223	1,177	1,266	1,219	1,207	503	39.7

¹ Not computed owing to small number represented.

TABLE A.—Fluctuation in employment in industries other than mining and quarrying in Ohio, 1914 to 1929, by occupation group, industry, and sex—Continued

1918: WAGE EARNERS—Continued

Industry and sex	Number of establishments reporting	Number employed on the 15th of each month												Variation from maximum	
		January	February	March	April	May	June	July	August	September	October	November	December	Number	Per cent
Manufactures—Continued.															
Iron and steel and their products—Continued.															
Doors and shutters, iron and steel.....	8	571	578	578	552	554	586	614	600	633	622	614	541	92	14.5
Males.....		542	566	566	540	543	563	588	578	594	577	576	515	79	13.3
Females.....		29	12	12	12	11	23	26	22	39	45	38	26	34	(¹)
Files.....	4	210	225	245	247	257	247	255	251	250	249	252	254	47	18.3
Males.....		194	206	222	228	228	217	225	221	216	215	218	216	34	14.9
Females.....		16	19	23	19	29	30	30	30	34	34	34	38	22	(¹)
Forgings.....	36	6,781	6,484	6,700	6,360	6,357	6,680	6,956	6,880	7,157	7,285	7,290	6,785	933	12.8
Males.....		6,757	6,463	6,676	6,338	6,336	6,656	6,959	6,854	7,134	7,254	7,256	6,758	920	12.7
Females.....		24	21	24	22	21	24	27	26	23	31	34	27	13	(¹)
Foundry and machine-shop products.....	1,112	113,495	115,842	116,074	113,346	114,180	115,683	118,655	119,644	116,873	120,370	120,351	116,876	7,024	5.8
Males.....		111,279	113,500	113,712	110,896	111,492	112,735	115,490	116,278	113,201	116,335	116,150	113,017	5,439	4.7
Females.....		2,216	2,342	2,362	2,450	2,688	2,948	3,165	3,366	3,672	4,035	4,201	3,859	1,985	47.3
Nails and spikes, cut, wrought, and wire, not made in steel works or rolling mills.....	4	309	295	287	292	239	248	280	280	293	278	268	284	70	22.7
Males.....		190	179	181	178	155	157	171	178	194	183	180	176	39	20.1
Females.....		119	116	106	114	84	91	109	102	99	95	88	108	35	29.4
Pipe, wrought.....	7	915	1,122	1,238	1,279	1,302	1,329	1,396	1,356	1,309	1,376	1,357	1,367	481	34.5
Males.....		915	1,122	1,210	1,232	1,254	1,293	1,345	1,302	1,269	1,311	1,297	1,304	430	32.0
Females.....					47	48	36	51	54	40	65	60	63	37	(¹)
Pumps and windmills.....	23	2,381	2,422	1,878	2,325	2,409	2,648	3,060	3,273	3,413	3,528	3,358	3,097	1,650	46.8
Males.....		2,381	2,421	1,874	2,323	2,406	2,644	3,058	3,211	3,293	3,275	3,147	2,933	1,401	42.8
Females.....			1	4	2	3	4	2	62	180	253	211	164	252	99.6
Safts and vaults.....	16	2,125	2,018	2,009	1,973	1,972	2,010	2,085	2,260	2,161	2,125	2,146	2,264	202	12.9
Males.....		2,082	1,991	1,981	1,947	1,958	1,996	2,074	2,246	2,147	2,102	2,105	2,210	299	13.3
Females.....		43	27	28	26	14	14	11	14	14	23	41	54	43	(¹)
Screws, machine and wood.....	3	498	484	537	545	556	546	570	549	553	523	544	524	96	15.1
Males.....		295	284	305	314	315	332	325	317	325	321	336	328	52	15.5
Females.....		203	200	232	231	241	214	245	232	228	202	208	196	49	20.0
Springs.....	18	511	540	516	504	516	522	523	509	491	444	446	434	106	19.6
Males.....		423	443	415	413	425	427	426	407	385	364	370	362	81	18.3
Females.....		88	97	101	91	91	95	97	102	106	80	76	72	34	32.1
Steel works and rolling mills.....	54	72,428	73,853	75,130	73,904	77,574	74,248	75,577	74,933	72,761	74,520	73,462	73,906	5,146	6.6
Males.....		72,234	73,652	74,924	73,694	77,336	73,981	75,308	74,645	72,459	74,163	73,083	73,444	5,102	6.6
Females.....		194	201	206	210	238	267	269	288	302	357	379	462	268	58.0

Stoves and furnaces	90	10,830	10,662	11,006	10,882	10,661	10,489	10,750	10,634	10,260	9,523	9,765	9,819	1,483	13.5
Males		10,739	10,547	10,859	10,636	10,317	10,068	10,272	10,117	9,663	9,014	9,190	9,310	1,845	17.0
Females		91	115	147	246	344	431	478	517	597	509	575	509	506	84.8
Tin plate and terneplate	8	4,868	4,115	4,811	4,951	5,044	4,751	5,133	5,068	4,956	5,037	4,364	4,146	1,018	19.8
Males		4,686	3,959	4,611	4,772	4,863	4,566	4,936	4,896	4,788	4,844	4,185	4,013	977	19.8
Females		182	156	154	179	181	185	197	202	188	193	179	133	69	34.2
Wire	11	6,137	6,278	6,946	6,217	6,971	6,785	6,090	6,375	6,422	6,399	6,069	6,244	902	12.9
Males		6,084	6,235	6,900	6,160	6,912	6,714	6,004	6,238	6,254	6,216	5,861	6,031	1,051	15.2
Females		53	43	46	57	59	71	86	137	168	183	208	213	170	79.8
Wirework, wire rope, and cable	38	650	631	648	702	724	738	720	709	683	691	711	744	113	15.2
Males		545	534	558	604	624	619	605	595	571	574	604	620	90	14.4
Females		105	97	90	98	100	119	115	114	112	117	107	124	34	27.4
Iron and steel and their products, n. o. c.	13	3,632	3,684	3,725	3,645	3,695	3,859	3,862	4,000	3,692	3,858	3,999	3,439	561	14.0
Males		3,549	3,589	3,630	3,555	3,531	3,638	3,637	3,782	3,464	3,610	3,755	3,212	570	15.1
Females		83	95	95	90	164	221	225	218	228	248	244	227	165	66.5
Leather and leather products	161	17,373	17,296	17,333	17,230	17,229	17,442	17,155	16,313	16,495	15,903	16,187	16,304	1,539	8.8
Males		11,315	11,174	11,124	11,013	11,037	11,009	10,548	9,866	10,090	9,943	9,873	9,932	1,449	12.8
Females		6,057	6,122	6,209	6,217	6,192	6,433	6,607	6,447	6,405	5,960	6,314	6,372	647	9.8
Boots, shoes, cut stock, and findings	64	13,570	13,498	13,484	13,444	13,429	13,615	13,224	12,439	12,737	12,025	12,462	12,896	1,590	11.7
Males		8,002	7,929	7,859	7,815	7,849	7,830	7,252	6,565	6,921	6,720	6,827	7,058	1,437	18.0
Females		5,568	5,569	5,625	5,629	5,580	5,785	5,972	5,874	5,816	5,305	5,635	5,840	667	11.2
Gloves and mittens, leather	6	202	230	223	224	226	251	225	248	248	257	256	257	55	21.4
Males		58	62	59	63	67	64	44	56	47	59	54	57	23	(1)
Females		144	168	164	161	159	187	181	192	201	198	202	200	58	28.7
Leather, tanned, curried, and finished	24	1,574	1,501	1,459	1,410	1,427	1,430	1,558	1,576	1,501	1,548	1,492	1,547	166	10.5
Males		1,571	1,498	1,455	1,401	1,409	1,403	1,527	1,546	1,454	1,507	1,455	1,510	170	10.8
Females		3	3	4	9	18	27	31	30	47	41	37	37	44	(1)
Saddlery and harness	29	1,103	1,100	1,148	1,169	1,150	1,148	1,133	1,158	1,134	1,124	1,017	788	381	32.6
Males		1,051	1,037	1,085	1,116	1,089	1,088	1,070	1,092	1,071	1,067	969	749	367	32.9
Females		52	63	63	53	61	60	63	66	63	57	48	39	27	(1)
Trunks and valises	17	252	252	254	243	238	252	249	241	221	221	224	234	33	13.0
Males		227	225	227	212	210	222	217	210	187	196	202	40	17.6	
Females		25	27	27	30	27	28	30	32	31	34	28	32	9	(1)
Leather and leather products, n. o. c.	21	671	715	765	741	854	760	763	643	634	728	736	580	274	32.1
Males		406	423	439	406	407	414	433	390	387	403	372	356	83	18.9
Females		265	292	326	335	347	346	330	253	247	325	364	224	140	38.5
Liquors and beverages	182	5,722	5,731	5,979	6,069	6,087	6,426	6,601	6,545	6,009	5,134	4,938	4,938	2,004	30.4
Males		5,622	5,636	5,883	5,960	5,980	6,320	6,501	6,442	5,915	5,046	4,833	4,477	2,024	31.1
Females		100	95	96	109	107	106	100	103	94	88	105	120	32	26.7
Liquors, distilled	6	176	149	133	150	150	144	171	172	170	175	202	236	103	43.6
Males		138	114	97	107	112	109	135	140	138	143	150	166	69	41.6
Females		38	35	36	43	38	35	36	32	32	32	52	70	38	(1)
Liquors, malt	94	4,873	4,907	5,121	5,116	5,112	5,375	5,540	5,435	4,946	4,220	4,061	3,778	1,762	31.8
Males		4,833	4,868	5,083	5,076	5,069	5,333	5,501	5,393	4,908	4,187	4,031	3,751	1,750	31.8
Females		40	39	40	43	42	39	39	42	38	33	30	27	16	(1)
Liquors, vinous	9	91	87	97	116	115	116	115	112	209	123	106	105	122	58.4
Males		79	76	84	99	99	99	98	94	197	111	93	90	121	61.4
Females		12	11	13	17	16	17	17	18	12	12	13	15	7	(1)
Mineral and soda waters	68	433	452	495	555	589	662	666	709	566	488	436	346	363	51.2
Males		423	442	486	546	579	650	658	698	554	477	426	338	360	51.6
Females		10	10	9	9	10	12	8	11	12	11	10	8	4	(1)

1 Not computed owing to small number represented.

TABLE A.—Fluctuation in employment in industries other than mining and quarrying in Ohio, 1914 to 1929, by occupation group, industry, and sex—Continued

1918: WAGE EARNERS—Continued

Industry and sex	Number of establishments reporting	Number employed on the 15th of each month												Variation from maximum	
		January	February	March	April	May	June	July	August	September	October	November	December	Number	Per cent
Manufactures—Continued.															
Liquors and beverages—Continued.															
Liquors and beverages, n. o. c.	5	149	136	133	132	121	129	109	117	118	128	133	132	40	28.8
Males		149	136	133	132	121	129	109	117	118	128	133	132	40	28.8
Lumber and its products	913	24,608	25,161	25,875	25,442	25,287	25,989	26,550	26,062	24,863	24,720	24,370	24,283	2,267	8.8
Males		22,997	23,535	24,190	23,785	23,579	24,165	24,470	23,941	22,703	22,453	22,110	22,065	2,405	9.8
Females		1,611	1,626	1,685	1,657	1,708	1,824	2,080	2,121	2,160	2,267	2,260	2,218	656	28.8
Baskets, wood, rattan, and willow	19	247	259	310	352	391	424	401	410	378	376	337	325	177	41.7
Males		161	167	205	238	252	284	269	267	252	251	216	216	123	43.3
Females		86	92	105	114	139	140	132	143	126	125	121	109	57	39.9
Boxes, cigar	17	374	363	364	322	330	357	366	371	353	345	334	321	53	14.2
Males		133	130	133	122	118	122	129	129	119	120	118	118	15	11.3
Females		241	233	231	200	212	235	237	242	234	225	216	203	42	17.4
Boxes and packing crates	38	1,621	1,583	1,632	1,592	1,626	1,781	1,797	1,671	1,694	1,558	1,585	1,555	242	13.5
Males		1,577	1,544	1,598	1,548	1,583	1,721	1,719	1,591	1,565	1,488	1,514	1,500	233	13.5
Females		44	39	34	44	43	60	78	80	69	70	71	55	46	(1)
Coffins and undertakers goods	13	1,119	1,204	1,217	1,145	1,164	1,197	1,180	1,117	1,062	1,071	1,179	1,329	258	19.4
Males		1,005	984	986	920	945	957	936	886	842	807	878	968	191	19.1
Females		214	220	231	225	219	240	244	231	240	264	301	331	117	35.3
Cooperage and related wooden goods	86	1,460	1,551	1,616	1,703	1,699	1,729	1,720	1,671	1,549	1,580	1,568	1,584	269	15.6
Males		1,439	1,537	1,602	1,673	1,670	1,681	1,677	1,619	1,481	1,512	1,505	1,513	242	14.4
Females		21	14	14	30	29	48	43	52	68	68	63	71	57	(1)
Furniture	147	8,537	7,544	8,486	8,111	8,002	7,977	8,712	8,357	8,037	7,850	7,663	7,645	1,067	12.2
Males		8,022	8,018	7,920	7,561	7,436	7,397	7,932	7,546	7,204	6,959	6,826	6,826	1,197	14.9
Females		515	526	566	550	566	580	780	811	833	891	837	820	376	42.2
Lasts	4	196	218	224	228	232	236	180	173	177	174	186	190	59	25.0
Males		185	204	211	216	218	223	165	156	158	154	170	173	69	30.9
Females		11	14	13	12	14	13	15	17	19	20	16	17	9	(1)
Looking-glass and picture frames	8	235	287	294	312	313	320	339	336	336	321	316	322	104	30.7
Males		213	256	263	277	276	270	278	272	267	259	257	264	65	23.4
Females		22	31	31	35	37	50	61	64	69	62	59	58	47	(1)
Matches	4	2,457	2,387	2,382	2,095	2,065	1,856	1,795	1,723	1,529	1,641	1,688	1,608	928	37.8
Males		2,070	2,005	1,991	1,716	1,701	1,518	1,457	1,381	1,221	1,320	1,346	1,237	849	41.0
Females		387	382	391	379	364	338	338	342	308	321	342	366	83	21.2
Saw-mill and planing-mill products	512	6,879	7,264	7,809	8,080	7,920	8,561	8,608	8,831	8,454	8,501	8,203	8,053	1,952	22.1
Males		6,853	7,238	7,775	8,049	7,884	8,489	8,513	8,742	8,298	8,320	8,017	7,918	1,889	21.6
Females		26	26	34	31	36	72	95	89	156	181	186	135	160	86.0

PART 2.—GENERAL TABLE

Wood, bent.....	6	192	199	231	236	257	264	253	232	221	215	197	196	72	27.3
Males.....		192	199	231	236	257	264	253	232	221	215	197	196	72	27.3
Wood, turned and carved.....	41	976	986	967	937	960	940	887	902	771	733	801	801	215	21.8
Males.....		955	940	925	895	915	897	793	794	768	735	739	753	205	21.8
Females.....		41	46	42	41	45	43	94	84	36	36	43	48	16	(1)
Lumber and its products, n. o. c.....	18	315	316	343	356	328	347	356	333	311	317	332	359	48	13.4
Males.....		312	313	340	353	324	342	349	326	307	313	327	354	47	13.3
Females.....		3	3	3	3	4	5	7	7	4	4	5	5	4	(1)
Metals and metal products, other than iron and steel.....	395	29,033	30,149	31,325	31,013	31,800	32,791	33,537	33,752	32,801	32,478	32,169	30,749	4,719	14.0
Males.....		22,395	23,792	24,570	24,563	25,218	25,969	26,390	26,657	25,891	25,338	24,989	23,612	3,762	14.1
Females.....		6,138	6,357	6,755	6,450	6,582	6,822	7,157	7,095	6,910	7,090	7,180	7,137	1,042	14.5
Brass, bronze, and aluminum products.....	99	5,202	5,861	6,080	6,119	6,508	6,434	6,688	7,012	7,155	7,094	7,063	6,220	1,953	27.3
Males.....		5,010	5,612	5,772	5,815	6,117	6,042	6,173	6,514	6,634	6,529	6,517	5,798	1,624	24.5
Females.....		192	249	258	304	391	392	515	498	521	565	546	422	373	66.0
Clocks, watches, and materials.....	8	1,013	1,051	1,060	1,031	966	989	989	977	954	934	961	956	126	11.9
Males.....		700	711	718	667	634	641	629	617	592	596	600	596	126	17.5
Females.....		313	340	342	364	332	348	360	360	362	338	361	360	51	14.0
Copper, tin, and sheet-iron products, including stamped and enameled ware.....	165	14,564	15,051	15,697	15,686	16,293	17,271	17,674	17,728	16,855	16,492	16,148	15,409	3,164	17.8
Males.....		12,731	13,123	13,628	13,673	14,131	14,937	15,134	15,210	14,438	13,969	13,545	12,721	2,489	16.4
Females.....		1,833	1,928	2,069	2,013	2,162	2,334	2,540	2,518	2,417	2,523	2,603	2,688	855	31.8
Galvanizing.....	8	154	154	185	191	232	255	239	192	180	155	186	217	101	39.6
Males.....		154	154	185	191	232	255	239	192	180	155	186	217	101	39.6
Gas and electric fixtures and lamps and reflectors.....	43	6,674	6,631	6,981	6,504	6,359	6,324	6,413	6,339	6,226	6,370	6,356	6,442	655	9.5
Males.....		2,990	2,904	2,932	2,878	2,807	2,807	2,853	2,802	2,803	2,838	2,869	2,947	188	6.3
Females.....		3,684	3,727	3,949	3,626	3,552	3,517	3,560	3,537	3,423	3,532	3,487	3,495	526	13.3
Jewelry.....	25	475	469	478	470	463	492	458	436	422	409	437	452	83	16.9
Males.....		382	376	376	368	359	369	338	327	310	303	327	342	79	20.7
Females.....		93	93	102	102	104	123	120	109	112	106	110	110	30	24.4
Lead, bar, pipe, and sheet.....	5	209	198	255	254	240	251	251	253	236	228	235	256	58	22.7
Males.....		209	198	255	254	240	251	251	253	236	228	235	256	58	22.7
Smelting and refining, not from the ore.....	9	223	216	212	220	235	251	270	268	251	238	230	247	58	21.5
Males.....		215	208	200	210	223	237	255	256	242	227	220	237	56	21.9
Females.....		8	8	12	10	12	14	15	12	9	11	10	10	7	(1)
Metals and metal products, other than iron and steel, n. o. c.....	33	519	518	527	538	499	524	555	547	522	558	551	548	59	10.6
Males.....		504	501	504	507	470	490	508	486	456	493	490	498	52	10.2
Females.....		15	17	23	31	29	34	47	61	66	65	61	50	51	(1)
Paper and printing.....	939	23,848	29,070	29,225	29,007	29,028	29,192	29,240	29,502	28,657	28,685	28,735	29,201	851	2.9
Males.....		21,888	22,060	22,141	21,931	21,885	21,877	21,783	21,952	21,344	21,344	21,409	21,714	869	3.0
Females.....		6,960	7,010	7,084	7,076	7,143	7,315	7,457	7,550	7,307	7,341	7,326	7,487	590	7.8
Bags, paper.....	6	430	434	461	496	526	603	639	673	663	627	586	576	243	36.1
Males.....		204	201	212	207	219	245	271	273	280	252	259	265	79	23.2
Females.....		226	233	249	289	307	358	368	400	383	375	327	311	174	43.5
Boxes, fancy and paper; drinking cups.....	60	2,795	2,976	3,045	3,020	3,052	3,124	3,239	3,175	2,917	3,009	3,055	3,284	489	14.9
Males.....		1,263	1,342	1,415	1,403	1,411	1,481	1,439	1,439	1,361	1,400	1,432	1,463	218	14.7
Females.....		1,532	1,634	1,665	1,617	1,637	1,643	1,780	1,736	1,556	1,609	1,623	1,821	289	15.9

¹ Not computed owing to small number represented.

TABLE A.—Fluctuation in employment in industries other than mining and quarrying in Ohio, 1914 to 1929, by occupation group, industry, and sex—Continued

1918: WAGE EARNERS—Continued

Industry and sex	Number of establishments reporting	Number employed on the 15th of each month												Variation from maximum	
		January	February	March	April	May	June	July	August	September	October	November	December	Number	Per cent
Manufactures—Continued.															
Paper and printing—Continued.															
Envelopes.....	6	1,071	1,085	1,059	964	948	920	978	969	951	903	938	1,046	182	16.8
Males.....		438	444	416	393	391	391	398	394	384	397	390	414	60	13.5
Females.....		633	641	643	571	557	529	580	575	567	506	548	632	137	21.3
Labels and tags.....	11	879	848	880	871	855	884	910	909	903	896	883	878	62	6.8
Males.....		690	658	692	685	678	694	696	691	686	690	684	686	38	5.5
Females.....		189	190	188	186	177	190	214	218	217	206	199	192	41	18.8
Paper and wood pulp.....	59	6,879	6,994	7,211	7,236	7,253	7,431	7,593	7,491	7,351	7,222	7,456	7,532	714	9.4
Males.....		6,009	6,149	6,292	6,357	6,362	6,444	6,600	6,487	6,307	6,209	6,423	6,512	591	9.0
Females.....		870	845	919	879	891	987	993	1,004	1,044	1,013	1,033	1,020	199	19.1
Photo-engraving.....	23	360	363	365	353	355	341	323	322	304	304	303	319	62	17.0
Males.....		358	360	360	350	351	338	319	319	299	298	298	314	62	17.2
Females.....		2	3	5	3	4	3	4	3	5	6	5	5	4	(1)
Printing and publishing.....	729	15,526	15,453	15,274	15,145	15,156	14,964	14,660	15,096	14,680	14,825	14,641	14,672	885	5.7
Males.....		12,144	12,121	11,999	11,763	11,729	11,542	11,293	11,642	11,317	11,320	11,244	11,353	900	7.4
Females.....		3,382	3,332	3,275	3,382	3,427	3,422	3,367	3,454	3,368	3,505	3,397	3,319	230	6.6
Stereotyping and electrotyping.....	21	472	468	464	460	419	438	431	412	420	420	400	411	63	13.3
Males.....		467	462	459	455	414	432	425	407	415	415	404	405	63	13.5
Females.....		5	6	5	5	5	6	6	5	5	5	5	6	1	(1)
Paper and printing, n. o. c.....	24	446	449	466	461	464	467	467	455	462	479	464	483	37	7.7
Males.....		315	323	331	317	326	310	322	300	295	291	275	302	56	16.9
Females.....		131	126	135	144	138	157	145	155	167	188	189	181	63	33.3
Rubber products.....	93	48,929	50,688	49,742	48,634	50,126	52,885	52,391	51,569	47,076	45,922	46,031	46,838	6,963	13.2
Males.....		44,067	45,262	43,700	42,398	43,601	44,848	44,278	43,102	38,282	36,659	37,067	39,951	8,606	19.0
Females.....		4,862	5,426	6,042	6,236	6,525	8,037	8,113	8,467	8,794	9,263	8,964	6,887	4,401	47.5
Stone, clay, and sand products.....	683	35,538	35,583	36,936	37,271	38,212	38,091	34,473	34,320	34,008	33,507	32,133	32,287	6,079	15.9
Males.....		30,622	30,673	31,930	32,327	33,074	32,820	29,136	29,207	28,588	28,117	26,764	26,900	6,310	19.1
Females.....		4,916	4,910	5,006	4,944	5,138	5,271	5,337	5,113	5,420	5,390	5,369	5,337	510	9.4
Brick and tile, clay.....	190	3,404	3,036	3,615	4,201	4,519	4,467	4,202	3,881	3,417	3,195	2,839	2,871	1,680	37.2
Males.....		3,404	3,036	3,615	4,201	4,519	4,466	4,201	3,880	3,406	3,184	2,826	2,862	1,693	37.5
Females.....															(1)
Cement.....	7	247	277	349	443	473	479	594	635	609	611	468	541	388	61.1
Males.....		246	276	348	441	471	477	592	634	608	610	467	540	388	61.2
Females.....		1	1	1	2	2	2	1	1	1	1	1	1	1	(1)

Concrete products.....	80	286	277	369	456	560	573	533	580	451	404	341	308	303	52.2
Males.....		286	277	369	455	559	572	533	580	451	404	341	308	303	52.2
Females.....					1	1	1								
Crucibles.....	4	380	316	351	359	353	331	360	350	359	350	344	366	64	16.8
Males.....		372	309	348	354	346	324	352	341	350	341	335	368	63	16.9
Females.....		8	7	3	5	7	7	8	9	9	9	9	8	6	(1)
Emery wheels and other abrasives, includ- ing sand and emery cloth.....	4	219	211	210	205	211	208	208	218	214	198	196	207	23	10.5
Males.....		217	209	208	203	209	206	206	216	212	196	194	205	23	10.6
Females.....		2	2	2	2	2	2	2	2	2	2	2	2		
Glass, including cutting and ornamenting.....	64	12,286	12,736	12,896	12,352	12,678	12,611	9,249	9,711	10,711	10,628	10,248	10,352	3,647	28.3
Males.....		10,658	11,111	11,185	10,677	10,871	10,720	7,862	8,006	8,675	8,604	8,198	8,357	3,823	34.2
Females.....		1,628	1,625	1,711	1,675	1,807	1,891	1,887	1,705	2,036	2,024	2,050	1,995	425	20.7
Marble and stonework; stone yards.....	87	490	507	561	592	573	584	564	559	509	496	479	474	118	19.9
Males.....		490	507	561	591	572	583	563	558	509	496	479	474	117	19.8
Females.....					1	1	1	1	1						
Pottery, terra-cotta and fire-clay products.....	190	17,268	17,334	17,673	17,545	17,747	17,682	17,593	17,277	16,693	16,636	16,235	16,210	1,537	8.7
Males.....		13,995	14,063	14,390	14,295	14,439	14,326	14,177	13,900	13,346	13,306	12,953	12,900	1,539	10.7
Females.....		3,273	3,271	3,283	3,250	3,308	3,356	3,416	3,377	3,347	3,330	3,282	3,310	166	4.9
Stone and clay, crushing and grinding.....	27	220	216	226	269	296	337	335	333	319	301	285	256	121	35.9
Males.....		220	216	226	269	296	336	334	332	318	300	284	254	120	35.7
Females.....							1	1	1	1	1	1	1		
Wall plaster.....	14	509	453	428	498	547	526	536	461	448	427	460	409	138	25.2
Males.....		508	452	426	496	545	524	534	459	447	426	459	408	137	25.1
Females.....		1	1	2	2	2	2	2	2	1	1	1	1	1	(1)
Stone, clay, and sand products, n. o. c.....	16	239	220	258	261	255	293	299	315	278	261	238	244	95	30.2
Males.....		236	217	254	255	248	286	282	301	264	250	228	234	84	27.9
Females.....		3	3	4	6	7	7	17	14	14	11	10	10	14	(1)
Textiles.....	757	39,537	41,035	41,510	41,561	40,675	41,540	42,171	40,855	41,137	40,419	38,501	37,099	5,072	12.0
Males.....		13,680	13,981	14,441	14,312	13,871	14,082	14,177	13,924	13,979	13,757	13,012	12,521	1,920	13.3
Females.....		25,857	27,052	27,069	27,249	26,804	27,458	27,994	26,931	27,158	26,662	25,489	24,578	3,416	12.2
Awning, tents, and sails, including auto fabrics.....	37	1,821	1,887	1,837	2,020	1,989	2,142	2,077	2,108	2,150	2,292	2,177	1,328	944	42.1
Males.....		538	545	517	558	561	596	594	935	860	834	813	520	415	44.4
Females.....		1,283	1,339	1,120	1,172	1,128	1,234	1,253	1,173	1,290	1,398	1,364	808	590	42.2
Bags, other than paper.....	9	921	854	650	965	943	994	1,002	978	924	895	877	940	352	35.1
Males.....		246	230	287	264	268	252	257	266	238	226	249	245	42	15.7
Females.....		675	624	363	701	675	742	745	713	686	669	628	695	352	47.2
Bedding, mattresses, pillows, and upholster- ing material, including cotton felt.....	36	933	923	982	1,021	1,057	1,075	1,085	1,053	1,016	974	971	909	176	16.2
Males.....		655	648	663	674	683	692	694	675	663	631	619	610	84	12.1
Females.....		278	275	319	347	374	383	391	378	353	343	352	299	116	20.7
Clothing, men's, including shirts, coat pads, and buttonholes.....	161	9,023	9,307	9,659	9,513	9,296	9,165	9,094	8,951	9,120	8,870	8,546	8,265	1,304	14.4
Males.....		2,721	2,703	2,887	2,869	2,843	2,744	2,690	2,725	2,676	2,606	2,509	2,458	429	14.0
Females.....		6,302	6,604	6,772	6,644	6,453	6,421	6,295	6,226	6,444	6,264	6,037	5,807	965	14.2
Clothing, women's, including corsets.....	117	7,944	8,590	8,636	8,437	7,792	8,085	8,675	7,572	8,324	8,070	7,123	7,086	1,589	18.3
Males.....		2,763	2,954	2,980	2,781	2,434	2,618	2,815	2,375	2,671	2,477	2,228	2,162	792	26.8
Females.....		5,181	5,635	5,656	5,656	5,358	5,467	5,860	5,197	5,653	5,593	4,896	4,924	965	16.5

¹ Not computed owing to small number represented.

TABLE A.—Fluctuation in employment in industries other than mining and quarrying in Ohio, 1914 to 1929, by occupation group, industry and sex—Continued

1918: WAGE EARNERS—Continued

Industry and sex	Number of establishments reporting	Number employed on the 15th of each month												Variation from maximum	
		January	February	March	April	May	June	July	August	September	October	November	December	Number	Per cent
Manufactures—Continued.															
Textiles—Continued.															
Cordage, twine, jute, and linen goods.....	6	1,072	1,164	1,217	1,088	1,061	1,091	1,120	1,123	1,125	1,227	1,257	1,302	241	18.5
Males.....		875	932	933	844	795	811	819	848	813	887	925	944	149	15.8
Females.....		197	232	284	244	266	280	301	275	312	340	332	358	161	45.0
Cotton goods and small wares.....	4	131	129	134	117	162	180	187	197	203	201	199	212	95	44.8
Males.....		34	34	34	32	30	33	43	45	52	61	55	64	34	(1)
Females.....		97	95	100	85	132	147	144	152	151	140	144	148	67	44.1
Custom tailoring, men's and women's.....	184	1,881	1,892	2,013	2,015	2,006	1,951	1,668	1,549	1,676	1,754	1,608	1,610	466	23.1
Males.....		798	812	866	877	870	842	797	793	870	837	782	769	108	12.3
Females.....		1,083	1,080	1,147	1,138	1,136	1,109	871	756	806	917	826	841	391	34.1
Flags, banners, and regalia.....	12	900	911	952	942	913	937	1,023	935	966	977	925	870	153	15.0
Males.....		370	370	367	366	364	351	409	361	370	359	346	339	70	17.1
Females.....		530	541	585	576	549	586	614	574	596	618	579	531	88	14.2
Furnishing goods, men's.....	20	501	511	509	509	513	525	499	530	522	531	533	510	34	6.4
Males.....		88	87	85	87	89	89	83	88	79	78	83	81	11	(1)
Females.....		413	424	424	422	424	436	416	442	443	453	460	429	40	8.8
Gloves, cloth.....	35	2,496	2,551	2,597	2,589	2,614	2,714	2,862	2,909	2,855	2,883	2,904	2,906	413	14.2
Males.....		364	355	348	350	349	359	378	409	424	407	403	398	76	17.9
Females.....		2,132	2,196	2,249	2,239	2,265	2,355	2,484	2,500	2,431	2,476	2,501	2,508	376	15.0
Hats and caps, other than felt, straw, and wool.....	19	447	446	451	448	440	384	390	458	449	474	463	419	90	19.0
Males.....		176	175	174	175	167	163	159	170	166	187	183	157	30	16.3
Females.....		271	271	277	273	273	221	231	288	283	287	280	262	67	23.3
Horse clothing.....	4	483	476	473	488	492	517	517	494	462	421	449	455	96	18.7
Males.....		201	199	197	194	208	213	210	206	197	186	190	195	27	12.7
Females.....		282	277	276	294	284	304	307	288	265	235	259	260	72	23.5
Hosiery and knit goods.....	32	4,542	4,591	4,686	4,828	5,020	5,339	5,401	5,183	4,849	4,622	4,495	4,276	1,125	20.8
Males.....		923	933	932	955	1,001	1,077	1,069	1,063	1,022	993	897	834	243	22.6
Females.....		3,619	3,658	3,754	3,873	4,019	4,262	4,332	4,120	3,827	3,629	3,598	3,442	890	20.5
Millinery and lace goods, including artificial flowers and leathers.....	33	1,480	1,742	1,487	1,388	1,092	1,034	1,195	1,529	1,281	1,159	1,029	1,082	713	40.9
Males.....		422	439	436	434	348	331	328	374	341	322	296	308	143	32.6
Females.....		1,058	1,303	1,051	954	744	703	867	1,155	940	837	733	774	600	46.0
Oilcloth and linoleum.....	3	301	304	305	313	328	357	390	389	389	331	345	309	89	22.8
Males.....		283	286	283	291	293	322	348	346	348	291	306	280	68	19.5
Females.....		18	18	22	27	35	35	42	43	41	40	40	29	25	(1)

PART 2.—GENERAL TABLE

Shoddy.....	3	552	572	582	558	553	539	559	573	555	541	536	505	77	13.2
Males.....		358	380	381	349	327	314	330	325	330	326	331	323	67	17.6
Females.....		194	192	201	209	226	225	229	248	225	215	205	182	66	26.6
Woolen, worsted, and wool-felt goods, including fur and felt hats.....	18	3,472	3,502	3,661	3,639	3,702	3,768	3,693	3,693	3,553	3,479	3,342	3,343	426	11.3
Males.....		1,490	1,510	1,546	1,521	1,519	1,516	1,498	1,491	1,452	1,408	1,379	1,377	169	10.9
Females.....		1,982	1,992	2,115	2,118	2,183	2,252	2,195	2,202	2,101	2,071	1,963	1,966	289	12.8
Textiles, n. o. c.....	24	637	662	689	668	702	743	734	731	700	718	722	772	106	14.3
Males.....		375	386	405	391	422	447	417	430	407	411	419	457	82	17.9
Females.....		262	276	284	277	280	296	317	301	302	307	303	315	55	17.4
Tobacco manufactures.....	246	13,405	13,565	13,959	13,951	12,927	13,875	12,706	12,685	12,279	11,913	11,832	12,800	2,127	15.2
Males.....		3,768	3,763	3,969	3,916	3,430	3,436	3,305	3,254	3,148	3,048	3,016	3,136	953	24.0
Females.....		9,637	9,812	9,990	10,035	9,497	10,439	9,401	9,431	9,131	8,865	8,816	9,664	1,623	15.5
Chewing tobacco and snuff.....	5	1,646	1,614	1,705	1,745	1,452	1,506	1,449	1,492	1,532	1,529	1,481	1,517	296	17.0
Males.....		742	740	787	806	758	720	688	676	695	697	662	668	144	17.9
Females.....		904	874	918	939	694	786	761	816	837	832	819	849	245	26.1
Cigars and cigarettes.....	167	10,565	10,770	10,552	10,343	9,607	10,672	9,822	9,805	9,476	9,215	9,248	10,071	1,555	14.4
Males.....		2,427	2,424	2,376	2,325	1,873	2,040	2,020	1,973	1,914	1,862	1,877	1,962	565	23.3
Females.....		8,138	8,346	8,176	8,018	7,734	8,632	7,802	7,832	7,562	7,353	7,371	8,109	1,279	14.8
Tobacco rehandlers.....	74	1,194	1,181	1,702	1,863	1,868	1,697	1,435	1,588	1,271	1,169	1,103	1,212	765	41.0
Males.....		599	589	806	785	799	676	597	605	539	489	477	506	329	40.8
Females.....		595	592	896	1,078	1,069	1,021	838	783	732	680	626	706	486	45.1
Vehicles.....	346	56,163	57,316	61,934	61,457	62,286	62,948	62,483	62,799	59,638	61,090	61,756	60,710	6,785	10.8
Males.....		53,856	54,757	58,729	57,856	58,411	58,215	57,736	57,586	54,778	55,637	56,335	56,087	4,873	8.3
Females.....		2,307	2,559	3,205	3,601	3,875	4,733	4,747	5,213	4,860	5,453	5,421	4,623	3,146	57.7
Automobiles and parts.....	165	46,093	47,302	51,917	51,924	52,852	53,427	53,097	53,310	50,418	51,485	51,669	50,554	7,334	13.7
Males.....		44,022	44,988	48,973	48,666	49,379	49,134	48,865	48,631	46,035	46,866	46,964	46,499	5,357	10.8
Females.....		2,071	2,314	2,944	3,258	3,473	4,293	4,232	4,679	4,383	4,799	4,705	4,055	2,728	56.8
Bicycles, motor cycles, and parts.....	8	888	914	983	975	981	1,037	1,047	1,066	943	1,128	1,272	1,167	884	30.2
Males.....		828	836	890	819	783	812	802	805	739	826	923	908	184	19.9
Females.....		60	78	89	156	198	225	245	261	204	302	349	259	289	82.8
Carriages and sleds, children's.....	4	850	1,050	1,106	1,174	1,127	1,167	1,261	1,231	1,220	1,211	1,237	1,264	414	32.8
Males.....		799	1,009	1,080	1,111	1,056	1,098	1,144	1,108	1,090	1,047	1,081	1,112	345	30.2
Females.....		51	41	46	63	71	69	117	123	130	164	156	152	123	75.0
Carriages, wagons and materials, including repairing.....	153	4,257	4,280	4,330	4,250	4,287	4,366	4,102	4,143	3,888	3,835	3,768	3,774	698	13.7
Males.....		4,172	4,142	4,252	4,172	4,102	4,263	3,992	4,035	3,783	3,730	3,638	3,692	625	14.7
Females.....		85	88	87	87	95	103	110	108	105	105	130	82	48	36.9
Cars, steam railroad, not including operations of railroad companies.....	11	3,425	3,163	2,924	2,485	2,386	2,215	2,213	2,290	2,362	2,623	2,964	3,063	1,212	35.4
Males.....		3,424	3,162	2,923	2,484	2,385	2,214	2,212	2,289	2,261	2,573	2,918	3,024	1,212	35.4
Females.....		1	1	1	1	1	1	1	1	1	50	46	39	49	(1)
Cars, street railroad, not including operations of railroad companies.....	3	614	617	618	598	606	690	713	713	770	769	808	854	256	30.0
Males.....		575	580	580	562	569	648	671	677	733	736	773	818	256	31.3
Females.....		39	37	38	36	37	42	42	36	37	33	35	36	9	(1)
Vehicles, n. o. c.....	2	36	40	42	42	47	46	50	46	37	39	38	34	16	(1)
Males.....		36	40	42	42	47	46	50	46	37	39	38	34	16	(1)
Miscellaneous manufactures.....	718	61,732	64,547	67,257	68,985	74,502	80,840	85,235	86,595	85,389	87,794	89,009	79,990	27,277	30.6
Males.....		53,802	56,596	59,610	60,456	64,278	68,758	71,767	72,313	70,456	71,571	71,580	63,790	18,511	25.6
Females.....		7,930	7,951	8,788	9,275	10,224	12,082	13,468	14,282	14,933	16,223	17,429	14,200	9,499	54.5

1 Not computed owing to small number represented.

TABLE A.—Fluctuation in employment in industries other than mining and quarrying in Ohio, 1914 to 1929, by occupation group, industry, and sex—Continued

1918: WAGE EARNERS—Continued

Industry and sex	Number of establishments reporting	Number employed on the 15th of each month												Variation from maximum	
		January	February	March	April	May	June	July	August	September	October	November	December	Number	Per cent
Manufactures—Continued.															
Miscellaneous manufactures—Continued.															
Agricultural implements, including farm tractors.....	48	6,420	6,371	6,256	6,193	6,275	5,924	5,825	5,800	5,770	5,955	6,102	6,559	789	12.0
Males.....		6,374	6,323	6,208	6,146	6,220	5,877	5,770	5,756	5,682	5,810	5,945	6,427	671	10.4
Females.....		46	48	48	47	45	47	49	44	93	145	157	132	112	71.3
Airplanes and parts.....	3	364	477	672	897	882	1,062	1,063	1,142	1,229	1,283	1,287	677	929	71.8
Males.....		339	441	606	799	750	973	968	1,042	1,094	1,148	1,148	608	808	70.5
Females.....		25	36	66	98	132	119	95	100	145	145	139	69	120	32.8
Belting and hose, woven and rubber.....	4	204	250	280	255	182	172	216	213	143	148	183	175	117	45.0
Males.....		77	78	81	75	66	61	62	59	51	52	56	54	30	(¹)
Females.....		127	172	179	180	116	111	154	154	92	96	127	121	88	48.9
Brooms and mops.....	24	292	305	309	310	307	314	304	298	285	286	290	278	36	11.5
Males.....		246	258	259	265	254	265	255	246	231	231	235	226	39	14.7
Females.....		46	47	50	45	53	49	49	52	54	55	55	52	10	(¹)
Brushes.....	10	432	486	534	494	464	450	476	452	443	436	423	407	127	23.8
Males.....		308	369	409	374	343	342	336	315	312	302	291	272	137	33.5
Females.....		124	117	125	120	121	117	140	137	131	134	132	135	23	16.4
Coke.....	5	1,847	2,009	2,232	2,273	2,287	2,284	2,151	2,048	2,024	1,946	2,088	2,044	440	19.2
Males.....		1,847	2,009	2,232	2,273	2,287	2,284	2,151	2,048	2,024	1,946	2,017	2,012	440	19.2
Females.....												71	32	39	(¹)
Dairymen's, poulterers', and apiarists' supplies.....	5	423	407	374	287	284	254	243	228	270	280	305	338	195	46.1
Males.....		377	358	325	242	242	211	204	198	233	241	261	299	179	47.5
Females.....		46	49	49	45	42	43	39	30	37	39	44	39	19	(¹)
Dentists' supplies.....	10	564	569	584	580	580	591	600	592	584	593	596	599	36	6.0
Males.....		264	268	279	267	262	272	273	277	275	281	277	283	21	7.4
Females.....		300	301	305	313	318	319	327	315	309	312	319	316	27	8.3
Electrical machinery, apparatus, and supplies.....	113	18,229	18,326	18,551	18,599	18,974	18,807	19,402	19,011	18,758	18,734	18,853	18,845	1,173	6.0
Males.....		15,833	15,761	15,807	15,567	15,664	15,445	15,549	15,293	15,003	14,964	14,910	15,124	923	5.8
Females.....		2,396	2,565	2,744	3,032	3,310	3,362	3,853	3,718	3,755	3,770	3,943	3,721	1,547	39.2
Fancy articles.....	5	379	372	340	325	314	311	303	301	309	392	543	548	247	45.1
Males.....		279	272	258	244	232	227	217	216	228	237	284	292	76	26.0
Females.....		100	100	82	81	82	84	86	85	81	155	259	256	178	68.7
Fire extinguishers, chemical.....	5	434	422	397	394	387	384	391	404	444	476	535	518	151	28.2
Males.....		396	384	360	355	347	346	348	350	377	396	424	425	79	18.6
Females.....		38	38	37	39	40	38	43	54	67	80	111	93	74	66.7

Foundry supplies.....	11	185	173	180	180	196	191	207	195	195	208	199	198	34	16.4
Males.....		162	156	168	170	182	172	186	170	165	173	169	167	30	16.1
Females.....		23	17	12	10	14	19	21	25	30	30	30	31	21	(1)
Ice, manufactured.....	96	1,417	1,180	1,297	1,563	2,155	3,063	3,010	3,295	2,556	1,704	1,415	1,252	2,115	64.2
Males.....		1,410	1,175	1,293	1,559	2,149	3,057	3,004	3,289	2,550	1,699	1,411	1,249	2,114	64.3
Females.....		7	5	4	4	6	6	6	6	6	5	4	3	4	(1)
Instruments, professional and scientific.....	14	221	235	253	254	234	250	249	238	263	282	274	295	74	25.1
Males.....		192	196	212	206	192	206	200	196	214	223	214	225	55	14.7
Females.....		29	39	41	46	42	44	49	42	49	59	60	70	41	58.6
Models and patterns, other than paper.....	96	825	882	869	864	871	883	866	899	841	836	810	729	170	18.9
Males.....		820	877	863	858	864	877	860	893	835	830	805	722	171	19.1
Females.....		5	5	6	6	7	6	6	6	6	6	5	7	2	(1)
Munitions.....	37	13,863	15,051	16,566	16,878	20,726	25,762	28,525	29,543	29,368	31,781	33,450	24,370	19,587	58.6
Males.....		11,726	13,070	14,108	14,322	17,641	20,930	22,793	22,980	22,443	25,336	24,871	18,445	13,145	52.9
Females.....		2,137	1,981	2,458	2,556	3,085	4,832	5,732	6,563	6,925	7,945	8,579	5,925	6,598	76.9
Musical instruments and materials, other than pianos and organs.....	10	301	311	337	341	330	340	346	346	343	328	333	350	44	14.0
Males.....		295	305	331	334	319	327	333	337	332	317	322	339	40	13.0
Females.....		6	6	6	7	11	13	13	9	11	11	11	11	4	(1)
Optical goods.....	25	249	267	256	272	270	279	275	294	304	315	374	301	125	33.4
Males.....		193	207	198	202	205	205	205	222	214	220	225	225	32	14.2
Females.....		56	60	58	70	65	74	70	72	90	95	149	76	93	62.4
Pens, fountain, stylographic, and gold.....	3	169	167	169	173	178	179	180	189	192	271	269	277	108	39.0
Males.....		114	114	113	118	119	117	119	122	121	153	148	157	43	27.4
Females.....		55	53	51	55	59	62	61	67	71	118	121	120	70	57.9
Pianos, organs, and materials.....	22	2,406	2,519	2,476	2,333	2,239	2,195	2,159	2,133	2,063	2,030	1,992	2,043	614	23.6
Males.....		2,405	2,328	2,281	2,137	2,027	1,955	1,908	1,851	1,779	1,732	1,710	1,755	695	28.9
Females.....		201	191	195	196	212	240	251	282	304	298	282	288	113	37.2
Roofing materials.....	3	924	933	921	939	940	942	933	917	920	901	907	897	35	3.7
Males.....		900	896	908	894	917	915	900	899	883	881	897	890	37	4.0
Females.....		24	26	25	27	22	25	33	34	34	39	34	37	17	(1)
Ship and boat building, including repair.....	25	5,689	6,944	7,363	8,380	9,185	9,866	11,287	11,827	11,823	12,379	11,414	10,028	6,690	54.0
Males.....		5,689	6,944	7,363	8,380	9,185	9,866	11,287	11,823	12,379	11,414	10,028	6,690	54.0	
Females.....															
Signs and advertising novelties.....	35	1,619	1,623	1,654	1,718	1,797	1,737	1,691	1,744	1,881	1,901	1,932	1,828	313	16.2
Males.....		959	953	958	965	953	919	926	897	877	842	898	828	123	12.7
Females.....		662	670	696	753	844	818	765	847	1,004	959	1,057	930	395	37.4
Sporting and athletic goods.....	9	657	660	671	646	645	691	630	639	605	605	651	741	136	18.4
Males.....		495	498	484	433	457	482	460	453	432	429	439	507	78	15.4
Females.....		162	172	187	163	188	209	170	186	173	176	212	234	72	30.8
Stationery goods.....	19	769	772	787	810	806	826	849	827	748	762	772	783	101	11.9
Males.....		546	555	562	587	578	577	597	572	521	514	516	527	73	12.4
Females.....		223	217	225	223	228	249	252	255	227	248	256	256	39	15.2
Toys and games.....	22	1,203	1,215	1,346	1,418	1,438	1,496	1,508	1,487	1,436	1,417	1,373	1,282	305	20.2
Males.....		587	623	692	728	750	802	790	788	739	697	670	586	216	26.9
Females.....		616	592	654	690	688	694	718	699	697	720	708	696	128	17.8
Umbrellas and canes.....	8	184	192	212	195	197	207	195	196	212	218	205	202	34	15.6
Males.....		63	63	64	62	65	63	63	63	68	65	63	61	7	(1)
Females.....		121	129	148	133	132	144	132	132	144	153	142	141	32	20.9
Washing machines and clothes wringers.....	11	242	240	257	240	254	260	274	250	228	236	246	264	46	16.8
Males.....		242	240	256	240	250	256	271	247	224	229	225	260	47	17.3
Females.....				1		4		3		3		4	7	10	(1)

¹ Not computed owing to small number represented.

TABLE A.—Fluctuation in employment in industries other than mining and quarrying in Ohio, 1914 to 1929, by occupation group, industry, and sex—Continued

1918: WAGE EARNERS—Continued

Industry and sex	Number of establishments-reporting	Number employed on the 15th of each month												Variation from maximum	
		January	February	March	April	May	June	July	August	September	October	November	December	Number	Per cent
Manufactures—Continued.															
Miscellaneous manufactures—Continued.															
Miscellaneous manufactures, n. o. c.	70	1,021	1,110	1,122	1,092	1,106	1,083	1,078	1,071	1,125	1,167	1,174	1,152	153	13.0
Males		666	785	766	756	748	729	717	706	726	744	758	737	120	15.3
Females		355	325	336	336	358	354	361	365	399	428	416	415	98	23.2
Service															
Males	2,556	37,629	37,562	38,345	38,997	39,720	40,327	39,546	39,421	38,666	36,505	36,615	37,185	3,822	9.5
Females		22,856	22,731	23,352	23,704	24,158	24,214	23,470	23,299	22,553	21,070	21,210	21,643	3,144	13.0
Advertising	36	14,773	14,831	14,993	15,293	15,562	16,113	16,076	16,122	16,113	15,435	15,405	15,542	1,349	8.4
Males		293	298	312	316	308	321	294	289	278	284	284	288	40	12.7
Females		12	14	14	18	11	11	11	10	10	9	9	8	9	13.9
Amusements	67	611	634	664	774	1,215	2,033	2,103	2,122	1,492	527	521	554	1,601	75.4
Males		558	577	605	704	1,013	1,506	1,543	1,543	1,068	443	442	472	1,101	71.4
Females		53	57	59	70	202	527	568	579	404	84	79	82	526	90.8
Banks	188	337	333	337	335	334	335	318	326	320	319	323	322	18	5.3
Males		246	243	248	242	241	239	230	236	229	227	231	231	21	8.5
Females		91	90	89	93	93	96	88	90	91	92	92	91	8	(1)
Barbers	25	208	211	207	209	202	201	196	195	191	190	188	185	26	12.3
Males		179	181	178	180	173	174	170	168	164	165	161	159	22	12.2
Females		29	30	29	29	29	27	26	27	27	25	27	26	5	(1)
Garages	505	4,199	4,202	4,593	4,785	4,882	4,862	4,772	4,625	4,367	4,102	4,105	4,291	866	17.7
Males		4,182	4,185	4,574	4,764	4,868	4,840	4,747	4,498	4,332	4,065	4,072	4,254	886	18.2
Females		17	17	19	21	24	22	25	27	35	37	44	37	27	(1)
Hospitals	27	581	594	597	599	602	619	621	608	597	606	601	602	40	6.4
Males		128	134	135	133	129	131	136	126	124	128	129	134	12	8.8
Females		453	460	462	466	473	488	485	482	473	478	472	468	35	7.2
Hotels	356	9,771	9,852	9,759	9,992	10,020	10,262	10,234	10,170	9,855	9,799	9,664	9,694	598	5.8
Males		5,922	5,941	5,865	5,972	5,925	6,058	5,939	5,837	5,594	5,556	5,430	5,442	628	10.4
Females		3,849	3,911	3,894	4,020	4,095	4,204	4,295	4,333	4,261	4,243	4,234	4,252	454	11.2
Laundries and dry cleaners	294	8,102	7,788	8,038	8,141	8,075	7,981	7,701	7,597	7,581	7,412	7,293	7,472	848	10.4
Males		2,797	2,529	2,660	2,748	2,727	2,672	2,574	2,518	2,524	2,514	2,464	2,458	339	12.1
Females		5,305	5,259	5,378	5,393	5,348	5,309	5,127	5,079	5,057	4,898	4,829	5,014	504	10.5
Office buildings, including window cleaning	210	3,389	3,406	3,520	3,441	3,443	3,396	3,300	3,294	3,215	3,243	3,264	3,299	305	8.7
Males		2,068	2,092	2,148	2,065	2,065	1,985	1,911	1,905	1,811	1,823	1,823	1,866	337	15.7
Females		1,321	1,314	1,372	1,386	1,384	1,411	1,389	1,389	1,404	1,420	1,441	1,433	127	8.8

Photographers.....	28	188	191	195	202	192	203	190	196	184	182	184	208	26	12.5
Males.....		112	118	117	112	110	110	102	105	100	100	100	104	18	15.3
Females.....		76	73	78	90	82	93	88	91	84	82	84	104	31	29.8
Professional.....	30	107	107	109	117	193	201	214	221	216	196	185	113	114	51.6
Males.....		86	86	88	96	172	180	193	201	196	176	165	93	115	57.2
Females.....		21	21	21	21	21	21	21	20	20	20	20	20	1	(1)
Restaurants.....	327	5, 075	5, 092	5, 197	5, 197	5, 249	5, 272	5, 217	5, 248	5, 354	5, 163	5, 085	5, 068	286	5.3
Males.....		2, 478	2, 465	2, 461	2, 498	2, 492	2, 381	2, 236	2, 256	2, 216	2, 169	2, 179	2, 232	329	13.2
Females.....		2, 629	2, 614	2, 699	2, 757	2, 591	2, 891	2, 961	2, 992	3, 138	2, 994	2, 906	2, 836	524	16.7
Saloons.....	201	1, 521	1, 512	1, 546	1, 563	1, 562	1, 608	1, 586	1, 575	1, 512	1, 479	1, 500	1, 549	129	8.0
Males.....		1, 304	1, 292	1, 321	1, 330	1, 328	1, 354	1, 332	1, 319	1, 275	1, 240	1, 254	1, 300	114	8.4
Females.....		217	220	224	233	234	254	254	256	237	239	246	249	39	15.2
Schools and colleges.....	24	257	330	346	354	422	401	388	345	398	488	476	412	231	47.3
Males.....		147	195	209	206	225	221	208	202	219	233	254	238	107	42.1
Females.....		110	135	137	148	197	180	180	143	179	255	222	174	145	56.9
Theaters.....	152	2, 353	2, 374	2, 442	2, 324	2, 360	1, 960	1, 765	1, 935	2, 444	1, 870	2, 357	2, 496	731	29.3
Males.....		1, 780	1, 856	1, 856	1, 735	1, 765	1, 398	1, 245	1, 353	1, 769	1, 330	1, 677	1, 779	611	32.9
Females.....		573	518	586	589	595	562	520	582	675	540	680	717	197	27.5
Service, n. o. c.....	86	605	638	605	648	661	672	647	775	662	653	674	627	170	21.9
Males.....		588	621	588	631	644	655	629	757	644	634	654	601	169	22.3
Females.....		17	17	17	17	17	17	18	18	18	19	20	26	9	(1)
Trade.....	5, 330	42, 898	42, 968	43, 900	43, 896	43, 834	44, 227	43, 944	43, 433	42, 697	43, 085	42, 890	43, 795	1, 530	3.5
Males.....		34, 700	34, 848	34, 991	35, 144	35, 211	35, 448	35, 117	34, 963	33, 767	33, 735	33, 355	33, 889	2, 093	5.9
Females.....		8, 198	8, 120	8, 909	8, 752	8, 623	8, 779	8, 827	8, 470	8, 930	9, 350	9, 535	9, 906	1, 786	18.0
Offices.....	515	1, 947	1, 954	1, 958	1, 946	1, 933	1, 940	1, 925	1, 938	1, 895	1, 883	1, 880	1, 879	79	4.0
Males.....		1, 850	1, 854	1, 856	1, 841	1, 851	1, 838	1, 839	1, 861	1, 812	1, 802	1, 801	1, 792	64	3.4
Females.....		97	100	102	105	102	102	86	87	83	81	79	87	26	24.8
Retail delivery, milk, ice, and water.....	64	837	770	766	712	752	884	892	913	860	815	785	778	201	22.0
Males.....		824	757	753	699	737	869	877	898	843	800	771	764	199	22.2
Females.....		13	13	13	13	15	15	15	15	17	15	14	14	4	(1)
Stores, retail and wholesale.....	4, 021	32, 764	32, 557	33, 230	33, 184	32, 832	32, 643	32, 368	32, 349	32, 785	32, 785	32, 934	34, 038	1, 689	5.0
Males.....		25, 219	25, 102	25, 057	25, 124	24, 911	24, 897	24, 585	24, 629	24, 179	24, 161	24, 120	24, 769	1, 099	4.4
Females.....		7, 545	7, 455	8, 179	8, 060	7, 921	8, 002	8, 058	7, 739	8, 170	8, 624	8, 814	9, 269	1, 814	19.6
Yards, lumber, coal, and scrap.....	730	7, 550	7, 687	7, 940	8, 054	8, 297	8, 504	8, 484	8, 214	7, 593	7, 627	7, 211	7, 100	1, 404	16.5
Males.....		6, 807	7, 135	7, 325	7, 490	7, 712	7, 844	7, 816	7, 585	6, 933	6, 972	6, 663	6, 564	1, 280	19.3
Females.....		843	552	615	574	585	660	668	629	660	650	632	536	132	10.8
Transportation and public utilities.....	1, 134	50, 952	51, 240	51, 979	52, 162	52, 702	53, 462	53, 156	53, 082	52, 054	52, 044	51, 253	50, 263	3, 199	6.0
Males.....		40, 197	40, 257	40, 803	41, 042	41, 695	41, 732	41, 591	41, 636	40, 723	40, 360	39, 529	38, 426	3, 306	7.9
Females.....		10, 755	11, 083	11, 176	11, 120	11, 007	11, 730	11, 565	11, 476	11, 331	11, 675	11, 734	11, 837	1, 082	9.1
Drayage and storage, including livery stables.....	349	3, 722	3, 725	3, 879	4, 039	4, 041	4, 076	3, 906	3, 875	3, 873	3, 815	3, 667	3, 610	466	11.4
Males.....		3, 713	3, 712	3, 862	4, 030	4, 033	4, 067	3, 895	3, 864	3, 859	3, 807	3, 648	3, 598	466	11.5
Females.....		9	13	17	9	8	9	11	11	14	10	19	12	39	(1)
Electric railroads, light, and power.....	183	22, 990	22, 900	22, 894	22, 465	22, 460	22, 870	22, 512	22, 646	22, 449	22, 242	22, 069	22, 251	901	3.9
Males.....		22, 862	22, 771	22, 763	22, 362	22, 313	22, 412	22, 353	22, 481	22, 169	21, 959	21, 802	21, 982	1, 060	4.6
Females.....		128	129	131	133	147	158	159	165	280	283	267	269	159	55.4
Natural gas.....	77	3, 101	3, 245	3, 322	3, 489	3, 506	3, 605	3, 566	3, 566	3, 267	3, 283	3, 217	2, 741	884	24.0
Males.....		2, 975	2, 924	3, 213	3, 287	3, 440	3, 564	3, 520	3, 454	3, 210	3, 054	2, 981	2, 681	903	25.3
Females.....		36	35	32	35	40	41	46	52	57	56	52	80	54	(1)

¹ Not computed owing to small number represented.

TABLE A.—Fluctuation in employment in industries other than mining and quarrying in Ohio, 1914 to 1929, by occupation group, industry, and sex—Continued

1918: WAGE EARNERS—Continued

Industry and sex	Number of establishments reporting	Number employed on the 15th of each month												Variation from maximum	
		January	February	March	April	May	June	July	August	September	October	November	December	Number	Per cent
Transportation and public utilities—Contd.															
Pipe lines (petroleum).....	15	1,239	1,139	1,176	1,246	1,288	1,239	1,275	1,274	1,309	1,344	1,288	1,361	222	16.3
Males.....		1,239	1,139	1,176	1,246	1,288	1,239	1,275	1,274	1,309	1,344	1,288	1,361	222	16.3
Steam railroads.....	8	332	361	352	351	377	322	327	332	310	343	306	293	84	22.3
Males.....		332	361	352	351	377	322	327	331	309	342	305	292	85	22.5
Females.....									1	1	1	1	1		
Stockyards.....	16	227	214	215	197	186	209	224	225	212	224	214	238	52	21.8
Males.....		225	212	213	195	184	207	222	223	210	222	212	236	52	22.0
Females.....		2	2	2	2	2	2	2	2	2	2	2	2		
Taxicab service.....	23	359	354	358	366	362	350	358	363	325	326	304	304	64	17.4
Males.....		359	354	358	366	362	350	358	363	325	326	304	304	64	17.4
Telegraph and telephone.....	389	17,335	17,823	17,881	17,933	17,597	18,272	18,019	17,908	17,416	17,688	17,708	17,542	937	5.1
Males.....		6,757	6,921	6,892	6,997	6,791	6,755	6,675	6,666	6,443	6,438	6,379	6,071	926	13.2
Females.....		10,578	10,902	10,989	10,936	10,806	11,517	11,344	11,242	10,973	11,250	11,329	11,471	939	8.2
Transportation by water, including stevedoring.....	39	1,454	1,608	1,705	1,939	2,620	2,518	2,648	2,647	2,606	2,540	2,383	1,657	1,194	45.1
Males.....		1,452	1,606	1,700	1,935	2,616	2,515	2,645	2,644	2,603	2,537	2,380	1,656	1,193	45.1
Females.....		2	2	5	4	4	3	3	3	3	3	3	1	4	(1)
Waterworks.....	23	193	170	186	191	203	204	223	197	189	191	190	189	53	23.8
Males.....		193	170	186	191	203	204	223	197	188	189	179	188	53	23.8
Females.....										1	2	1	1	1	(1)
Transportation and public utilities, n. o. c.....	12	90	87	88	83	88	97	98	104	98	91	101	77	27	26.0
Males.....		90	87	88	83	88	97	98	104	98	91	101	77	27	26.0
Females.....					1										

1918: BOOKKEEPERS, STENOGRAPHERS, AND OFFICE CLERKS

ALL INDUSTRIES.....	22,709	99,427	100,119	101,477	101,797	103,259	105,384	106,687	107,030	106,749	106,260	106,761	106,223	7,603	7.1
Males.....		54,128	54,227	54,850	54,512	55,032	55,512	55,392	54,770	53,269	52,068	52,133	52,056	3,446	6.2
Females.....		45,299	45,892	46,627	47,285	48,227	49,872	51,295	52,260	53,480	54,192	54,628	54,167	9,329	17.1
Agriculture.....	520	210	226	255	262	245	214	213	202	201	191	196	188	74	28.2
Males.....		75	79	80	74	71	69	67	65	67	64	66	65	16	(1)
Females.....		135	147	175	188	174	145	146	134	134	127	130	123	65	34.6

Florists, fruit growers, and nurserymen	143	142	158	184	193	177	145	142	132	131	125	129	121	72	37.3
Males		44	48	49	45	43	40	39	40	39	37	37	37	12	(1)
Females		98	110	135	148	134	105	103	92	92	88	92	84	64	43.2
Agriculture, n. o. c.	377	68	68	71	69	68	69	71	70	70	66	67	67	5	(1)
Males		31	31	31	29	28	29	28	28	28	27	29	28	4	(1)
Females		37	37	40	40	40	40	43	42	42	39	38	39	6	(1)
Construction	4,273	3,116	3,108	3,064	3,156	3,306	3,579	3,720	3,652	3,558	3,510	3,428	3,354	636	17.0
Males		1,972	1,953	1,907	1,957	2,069	2,255	2,380	2,293	2,184	2,144	2,057	1,986	473	19.9
Females		1,144	1,155	1,177	1,199	1,237	1,324	1,340	1,359	1,374	1,366	1,371	1,368	230	18.7
Electrical contracting	169	375	369	372	378	364	371	367	366	366	390	385	391	27	6.9
Males		164	157	156	168	154	164	145	138	134	159	159	161	34	20.2
Females		211	212	216	210	210	217	222	228	232	231	226	230	22	9.5
Erecting or installing machinery	73	106	106	100	96	94	94	97	95	95	92	91	92	15	14.1
Males		87	86	80	73	64	65	63	61	59	58	57	58	10	(1)
Females		19	20	23	30	30	29	34	34	36	34	34	34	17	(1)
General contracting	1,462	1,121	1,095	1,094	1,106	1,212	1,373	1,496	1,420	1,326	1,271	1,192	1,062	404	27.0
Males		809	793	787	781	868	1,006	1,143	1,058	985	932	858	762	381	33.0
Females		312	302	307	325	344	367	353	362	341	339	334	330	65	17.7
Oil, gas, and water drilling	370	176	181	198	201	197	290	311	324	338	335	344	346	170	49.1
Males		139	140	153	158	151	223	237	245	244	235	240	243	106	43.3
Females		37	41	45	43	46	67	74	79	94	100	104	103	67	64.4
Plumbing and steam fitting	369	341	347	345	344	345	351	345	345	347	343	350	350	10	2.8
Males		149	152	148	149	152	147	144	142	138	137	135	138	17	11.2
Females		192	195	197	195	193	198	207	203	209	206	215	212	23	10.9
Sheet-metal work and roofing	307	303	301	301	304	355	366	375	384	377	382	388	385	38	9.7
Males		249	240	210	212	206	198	204	210	200	207	212	210	51	20.4
Females		144	151	151	152	149	168	171	174	177	175	176	175	33	13.7
Street, road, and sewer contracting	603	319	339	329	371	438	429	421	416	416	406	391	411	119	27.2
Males		225	243	230	269	326	309	296	292	286	280	266	283	101	31.0
Females		94	96	99	102	112	120	125	124	130	126	125	128	36	27.7
Construction, n. o. c.	920	285	280	285	296	301	311	302	302	293	291	287	287	31	10.0
Males		150	142	143	147	148	153	148	147	138	136	130	131	23	15.0
Females		135	138	142	149	153	153	154	155	155	155	157	156	23	14.6
Fisheries	38	40	39	42	45	49	46	46	47	47	52	52	50	13	(1)
Males		26	26	27	28	27	25	26	25	26	27	28	27	3	(1)
Females		14	13	15	17	22	21	20	22	21	25	24	23	12	(1)
Manufactures	8,858	58,750	59,485	60,500	60,612	61,518	62,637	63,488	63,983	63,795	63,623	64,093	63,371	5,343	8.3
Males		34,901	35,200	35,847	35,473	35,801	36,154	36,161	35,964	35,054	34,227	34,409	34,438	1,824	5.3
Females		23,759	24,285	24,653	25,134	25,717	26,483	27,327	28,019	28,741	29,396	29,624	28,933	5,865	19.8
Chemicals and allied products	351	3,367	3,398	3,406	3,444	3,472	3,508	3,520	3,561	3,540	3,545	3,567	3,573	206	5.4
Males		1,601	1,601	1,615	1,601	1,590	1,611	1,612	1,592	1,545	1,496	1,501	1,501	119	7.4
Females		1,765	1,795	1,791	1,843	1,882	1,897	1,908	1,969	2,004	2,049	2,066	2,072	307	14.8
Baking powder and yeast	4	124	128	128	131	126	127	128	134	138	143	146	140	27	15.1
Males		66	67	67	69	63	60	61	61	56	56	58	52	17	(1)
Females		58	59	61	62	63	67	67	73	82	87	90	88	32	(1)

¹ Not computed owing to small number represented.

TABLE A.—Fluctuation in employment in industries other than mining and quarrying in Ohio, 1914 to 1929, by occupation group, industry, and sex—Continued

1918: BOOKKEEPERS, STENOGRAPHERS, AND OFFICE CLERKS—Continued

Industry and sex	Number of establishments reporting	Number employed on the 15th of each month												Variation from maximum	
		January	February	March	April	May	June	July	August	September	October	November	December	Number	Per cent
Manufactures—Continued.															
Chemicals and allied products—Continued.															
Fertilizers.....	24	110	109	107	109	111	111	111	113	112	112	113	113	6	5.3
Males.....		69	69	67	66	66	65	65	67	66	66	66	66	4	(1)
Females.....		41	40	40	43	45	46	46	46	46	46	47	47	7	(1)
Oil, lubricating.....	16	121	120	117	123	124	126	131	126	123	125	124	123	14	10.7
Males.....		46	48	49	50	48	48	50	50	48	47	48	48	4	(1)
Females.....		75	72	68	73	76	78	81	76	75	78	76	75	9	(1)
Paint and varnish.....	76	999	1,012	1,027	1,031	1,037	1,037	1,016	1,052	1,027	1,026	1,025	1,027	53	5.0
Males.....		446	443	452	441	433	440	439	432	419	413	409	411	43	9.5
Females.....		553	569	575	590	604	597	577	620	608	613	616	616	67	10.8
Patent medicines and drug compounds.....	50	317	326	316	333	336	335	333	330	329	324	330	346	30	8.7
Males.....		67	66	65	64	63	77	69	69	65	63	63	66	14	(1)
Females.....		250	260	251	269	273	258	264	261	264	261	267	280	30	10.7
Petroleum refining.....	27	197	197	198	201	204	204	212	211	216	209	219	218	22	10.0
Males.....		164	164	163	164	165	164	168	161	162	150	154	154	18	10.7
Females.....		33	33	35	37	39	40	44	50	54	59	65	64	32	(1)
Soap and candles.....	24	723	735	733	736	750	768	777	782	784	793	798	795	75	9.4
Males.....		285	292	294	294	297	297	298	291	279	272	275	275	26	8.7
Females.....		438	443	439	442	453	471	479	491	505	521	523	520	85	16.3
Chemicals and allied products, n. o. c.....	130	774	769	778	778	782	798	810	811	818	811	810	809	49	6.0
Males.....		459	452	458	453	455	460	462	461	450	429	430	429	33	7.1
Females.....		315	317	320	325	327	338	348	350	368	381	382	380	67	17.5
Food and kindred products.....	1,439	2,399	2,411	2,433	2,456	2,506	2,597	2,646	2,654	2,614	2,688	2,670	2,689	290	10.8
Males.....		1,059	1,063	1,072	1,072	1,092	1,090	1,085	1,080	1,059	1,106	1,100	1,126	67	6.0
Females.....		1,340	1,348	1,361	1,384	1,414	1,507	1,561	1,574	1,555	1,582	1,570	1,563	242	15.3
Bakery products.....	407	351	356	355	354	353	353	357	358	363	363	363	367	17	4.6
Males.....		103	101	97	98	97	97	93	92	89	93	95	96	14	(1)
Females.....		248	255	258	256	253	256	264	267	269	270	268	271	23	8.5
Butter, cheese, and condensed milk.....	146	381	382	381	391	402	455	478	477	438	433	425	423	97	20.3
Males.....		115	116	113	118	118	117	117	116	106	105	101	99	19	16.1
Females.....		266	266	268	273	284	338	361	361	330	328	324	324	95	26.3
Coffee, spices, and peanuts, roasting and grinding.....	32	181	182	183	188	185	188	190	190	184	187	186	188	9	4.8
Males.....		76	75	76	77	73	73	73	74	72	71	71	72	6	(1)
Females.....		105	107	107	111	112	115	117	116	112	116	115	116	12	10.2

Confectionery and ice cream.....	148	238	237	244	246	256	273	278	284	266	262	250	254	47	16.5
Males.....		84	87	91	91	91	92	95	102	90	92	81	83	21	20.5
Females.....		154	150	153	155	165	181	183	182	176	170	169	171	33	18.0
Flour-mill and grist-mill products.....	445	529	537	543	541	548	556	571	569	573	626	625	656	127	19.4
Males.....		263	268	272	265	265	267	270	265	271	315	312	344	81	23.5
Females.....		266	269	271	276	283	289	301	304	302	311	313	312	47	15.0
Food preparations.....	25	103	103	105	106	107	104	103	100	100	102	101	105	7	6.5
Males.....		64	64	66	67	66	64	62	58	58	57	57	59	10	(1)
Females.....		39	39	39	39	39	41	40	41	42	45	44	46	7	(1)
Slaughtering and meat packing.....	105	409	412	413	417	442	452	451	450	449	452	460	453	51	11.1
Males.....		267	269	271	273	299	299	295	282	282	277	285	280	32	10.7
Females.....		142	143	142	144	143	153	156	160	167	175	175	173	33	18.9
Food and kindred products, n. o. c.....	131	207	202	209	213	216	216	218	225	246	263	260	243	61	23.2
Males.....		87	83	86	83	83	81	80	83	89	96	98	98	18	(1)
Females.....		120	119	123	130	133	135	138	142	157	167	162	150	48	28.7
Iron and steel and their products.....	1,635	19,587	19,633	20,189	19,908	20,162	20,493	20,889	21,186	21,314	21,171	21,624	21,564	2,037	9.4
Males.....		13,940	13,907	14,383	13,898	14,049	14,111	14,217	14,151	13,947	13,572	13,873	13,737	811	5.6
Females.....		5,647	5,726	5,806	5,910	6,113	6,382	6,672	7,035	7,367	7,599	7,751	7,827	2,180	27.9
Blast-furnace products.....	33	656	658	678	678	691	712	732	765	788	786	787	784	132	16.8
Males.....		543	545	560	553	561	576	585	605	616	606	605	605	73	11.9
Females.....		113	113	118	125	130	136	147	160	172	180	182	179	69	38.9
Bolts, nuts, washers, and rivets, not made in steel works or rolling mills.....	26	316	314	319	322	323	330	347	349	355	356	355	357	43	12.0
Males.....		172	171	175	170	169	170	174	173	174	170	170	171	6	3.4
Females.....		144	143	144	152	154	160	173	176	181	186	185	186	43	23.1
Cash registers and calculating machines.....	7	637	620	607	619	631	653	641	636	656	655	747	671	140	18.7
Males.....		369	331	374	375	379	377	350	348	339	314	396	306	90	22.7
Females.....		268	289	233	244	252	276	291	288	317	341	351	365	132	36.2
Cutlery and tools.....	124	967	979	977	1,007	1,026	1,070	1,091	1,115	1,128	1,143	1,171	1,173	206	17.6
Males.....		567	573	563	571	590	585	593	579	584	591	595	595	32	5.4
Females.....		400	406	414	434	455	490	506	522	549	559	580	578	180	31.0
Doors and shutters, iron and steel.....	8	98	98	94	99	100	100	102	95	95	97	98	97	8	7.8
Males.....		58	59	56	59	60	60	60	54	55	55	54	54	6	(1)
Females.....		40	39	38	40	40	40	42	41	40	42	44	43	6	(1)
Forgings.....	36	313	387	343	357	364	371	375	374	394	407	422	403	104	24.6
Males.....		219	234	233	241	244	245	241	253	253	261	247	42	16.0	
Females.....		99	103	110	118	123	127	130	133	141	154	161	156	62	38.5
Foundry and machine-shop products.....	1,112	10,109	10,086	10,247	10,164	10,237	10,557	10,844	10,924	10,992	10,819	11,064	10,994	998	9.0
Males.....		7,218	7,119	7,233	7,142	7,107	7,245	7,350	7,290	7,180	6,922	7,066	6,966	428	5.8
Females.....		2,891	2,967	3,014	3,022	3,134	3,312	3,494	3,634	3,812	3,897	3,998	4,008	1,117	27.9
Pumps and windmills.....	23	225	225	231	234	233	230	238	246	238	242	248	248	23	9.3
Males.....		145	142	144	146	144	144	130	143	137	133	137	137	16	11.0
Females.....		80	83	87	88	89	95	100	103	101	109	111	111	31	27.9
Safes and vaults.....	16	217	215	212	218	220	216	213	215	218	214	220	225	13	5.8
Males.....		114	117	114	119	117	117	114	110	110	108	109	112	11	9.2
Females.....		103	98	98	99	103	99	99	105	108	106	111	113	15	13.3
Steel works and rolling mills.....	54	4,044	4,114	4,457	4,081	4,289	4,165	4,212	4,331	4,299	4,281	4,332	4,447	413	9.2
Males.....		3,314	3,353	3,715	3,311	3,489	3,360	3,393	3,383	3,316	3,262	3,294	3,371	453	13.0
Females.....		730	761	742	770	800	805	819	948	983	1,019	1,038	1,076	346	32.2

1 Not computed owing to small number represented.

TABLE A.—Fluctuation in employment in industries other than mining and quarrying in Ohio, 1914 to 1929, by occupation group, industry and sex—Continued

1918: BOOKKEEPERS, STENOGRAPHERS, AND OFFICE CLERKS—Continued

Industry and sex	Number of establishments reporting	Number employed on the 15th of each month												Variation from maximum	
		January	February	March	April	May	June	July	August	September	October	November	December	Number	Per cent
Manufactures—Continued.															
Iron and steel and their products—Continued.															
Stoves and furnaces.....	90	890	884	899	896	903	926	941	953	970	979	963	980	96	9.8
Males.....		476	465	467	458	456	465	469	466	464	468	460	466	20	4.3
Females.....		414	419	432	438	447	461	472	487	506	511	503	514	100	19.5
Tin plate and terneplate.....	8	113	114	115	115	117	115	118	119	122	127	128	127	15	11.7
Males.....		82	83	83	83	84	84	86	86	86	88	88	86	6	(1)
Females.....		31	31	32	32	33	31	32	33	36	39	40	41	10	(1)
Wire.....	11	254	254	252	256	254	251	251	248	260	267	272	265	24	8.8
Males.....		236	233	231	234	227	219	218	206	205	202	206	201	35	14.8
Females.....		18	21	21	22	27	32	33	42	55	65	66	64	48	(1)
Wirework, wire rope, and cable.....	38	121	118	121	122	114	111	108	105	101	102	101	112	21	17.2
Males.....		50	49	49	47	44	44	42	39	38	38	39	40	12	(1)
Females.....		71	69	72	75	70	67	66	66	63	64	62	72	13	(1)
Iron and steel and their products, n. o. c.....	49	622	617	637	640	660	677	684	711	698	696	696	681	94	13.2
Males.....		377	383	386	389	404	416	416	414	395	369	377	360	56	13.5
Females.....		245	234	251	251	256	261	268	297	303	327	319	321	93	28.4
Leather and leather products.....	161	1,030	1,046	1,014	1,045	1,056	1,049	1,059	1,065	1,050	1,066	1,057	1,047	52	4.9
Males.....		336	342	337	340	338	328	335	327	303	303	300	297	45	13.2
Females.....		694	704	677	705	718	721	724	738	747	763	757	750	86	11.3
Boots, shoes, cut stock, and findings.....	64	835	847	811	835	850	842	844	852	842	859	853	844	48	5.6
Males.....		238	245	238	235	235	227	227	226	207	206	205	204	41	16.7
Females.....		597	602	573	600	615	615	617	626	635	653	648	640	80	12.3
Leather and leather products, n. o. c.....	97	195	199	203	210	206	207	215	213	208	207	204	203	20	9.3
Males.....		98	97	99	105	103	101	108	101	96	97	95	93	15	13.9
Females.....		97	102	104	105	103	106	107	112	112	110	109	110	15	13.4
Liquors and beverages.....	182	582	579	587	588	586	588	584	589	567	552	554	542	52	8.8
Males.....		449	449	449	449	438	433	432	420	400	392	388	379	70	15.6
Females.....		133	130	138	139	148	155	162	169	167	160	166	163	39	23.0
Liquors, malt.....	94	462	461	466	467	462	461	462	453	431	423	420	409	58	12.4
Males.....		380	381	383	381	372	369	367	356	337	333	328	318	65	17.0
Females.....		82	80	83	86	90	92	95	97	94	90	92	91	17	(1)
Liquors and beverages, n. o. c.....	88	120	118	121	121	124	127	132	136	136	129	134	133	18	13.2
Males.....		69	68	66	68	66	64	65	64	63	59	60	61	10	(1)
Females.....		51	50	55	53	58	63	67	72	73	70	74	72	24	(1)

Lumber and its products.....	913	1,637	1,633	1,641	1,626	1,631	1,637	1,639	1,637	1,624	1,573	1,578	1,571	70	4.3
Males.....		930	919	923	902	896	887	880	870	852	809	813	820	121	13.0
Females.....		707	714	718	724	735	750	759	767	772	764	765	751	65	8.4
Coffins and undertakers' goods.....	13	110	106	112	112	112	113	115	113	114	113	113	109	9	7.8
Males.....		61	59	62	62	59	57	59	59	56	55	53	51	11	(1)
Females.....		49	47	50	50	53	56	56	54	58	58	60	58	13	(1)
Furniture.....	147	461	456	464	452	453	451	445	444	435	437	440	430	34	7.3
Males.....		234	232	235	223	223	219	215	212	205	206	204	197	38	16.2
Females.....		227	224	229	229	230	232	231	232	230	231	236	233	12	5.1
Saw-mill and planing-mill products.....	512	741	746	741	739	739	740	744	745	751	700	708	717	51	6.8
Males.....		450	475	474	471	467	462	459	455	454	412	424	438	68	14.2
Females.....		261	271	267	268	272	278	285	293	297	288	284	279	36	12.1
Lumber and its products, n. o. c.....	241	325	325	324	323	327	333	334	332	332	323	317	315	19	5.7
Males.....		155	153	152	146	147	149	147	144	137	136	132	134	23	14.8
Females.....		170	172	172	177	180	184	187	188	187	187	185	181	18	9.6
Metals and metal products, other than iron and steel.....	395	2,851	2,865	2,862	2,880	2,888	2,955	3,000	3,000	3,029	3,003	3,025	3,047	196	6.4
Males.....		1,336	1,341	1,337	1,333	1,324	1,354	1,368	1,349	1,328	1,322	1,334	1,383	61	4.4
Females.....		1,515	1,524	1,525	1,547	1,564	1,601	1,632	1,651	1,701	1,681	1,691	1,664	186	10.9
Brass, bronze, and aluminum products.....	99	477	488	503	505	528	539	562	564	590	610	632	661	184	27.8
Males.....		255	260	271	273	283	287	290	289	299	311	319	337	82	24.3
Females.....		222	228	232	232	245	252	272	275	291	299	313	324	102	31.5
Copper, tin, and sheet-iron products, including stamped and enameled ware.....	165	1,241	1,246	1,237	1,257	1,259	1,292	1,305	1,303	1,300	1,270	1,251	1,225	80	6.1
Males.....		621	626	612	608	602	616	619	619	596	593	591	592	35	5.6
Females.....		620	620	625	649	657	676	686	684	704	677	660	633	84	11.9
Gas and electric fixtures and lamps and reflectors.....	43	911	912	900	892	884	901	911	917	916	902	915	932	48	5.2
Males.....		365	360	359	356	347	355	360	348	347	334	338	367	33	9.0
Females.....		546	552	541	536	537	546	551	569	569	568	577	565	41	7.2
Metals and metal products, other than iron and steel, n. o. c.....	88	222	219	222	226	217	223	222	216	223	221	227	229	13	5.7
Males.....		95	95	95	96	92	96	99	93	96	94	96	87	15	(1)
Females.....		127	124	127	130	125	127	123	123	127	127	131	142	19	13.4
Paper and printing.....	939	4,711	4,674	4,768	4,715	4,717	4,632	4,608	4,589	4,725	4,729	4,707	4,639	179	3.8
Males.....		2,145	2,092	2,087	2,110	2,085	2,066	2,013	2,003	1,947	1,924	1,929	1,903	242	11.3
Females.....		2,566	2,582	2,681	2,605	2,632	2,566	2,595	2,586	2,778	2,805	2,778	2,736	239	8.5
Boxes, fancy and paper; drinking cups.....	60	131	132	132	134	136	138	141	139	139	137	137	136	10	7.1
Males.....		53	53	53	52	53	54	55	52	51	52	52	51	4	(1)
Females.....		78	79	79	82	83	84	86	87	88	85	85	85	10	(1)
Labels and tags.....	11	107	107	109	108	108	109	109	109	107	107	107	108	2	1.8
Males.....		38	39	36	36	39	39	35	35	35	35	35	35	4	(1)
Females.....		69	68	73	72	69	70	74	74	72	72	72	73	6	(1)
Paper and wood pulp.....	59	303	305	307	312	313	320	324	327	325	317	318	326	24	7.3
Males.....		144	145	146	146	145	145	144	145	145	139	140	141	7	4.8
Females.....		159	160	161	166	168	175	180	182	180	178	178	185	26	14.0
Printing and publishing.....	729	3,957	3,916	4,006	3,947	3,944	3,852	3,823	3,809	3,959	3,972	3,947	3,869	197	4.9
Males.....		1,820	1,750	1,758	1,783	1,757	1,738	1,693	1,689	1,641	1,619	1,624	1,597	223	12.3
Females.....		2,137	2,157	2,248	2,164	2,187	2,114	2,135	2,120	2,318	2,353	2,323	2,272	239	10.2

¹ Not computed owing to small number represented.

TABLE A.—Fluctuation in employment in industries other than mining and quarrying in Ohio, 1914 to 1929, by occupation group, industry, and sex—Continued

1918: BOOKKEEPERS, STENOGRAPHERS, AND OFFICE CLERKS—Continued

Industry and sex	Number of establishments reporting	Number employed on the 15th of each month												Variation from maximum	
		January	February	March	April	May	June	July	August	September	October	November	December	Number	Per cent
Manufactures—Continued.															
Paper and printing—Continued.															
Paper and printing, n. o. c.	80	213	214	214	214	216	213	206	205	195	196	198	200	21	9.7
Males		90	96	94	93	91	90	86	82	75	79	79	79	21	(1)
Females		123	118	120	121	125	123	120	123	120	117	120	121	8	6.4
Rubber products	93	7,537	7,823	7,931	7,884	7,913	8,063	8,120	8,058	7,753	7,742	7,826	7,295	825	10.2
Males		4,910	5,027	5,093	4,976	5,022	5,072	5,009	4,938	4,634	4,525	4,575	4,639	563	11.2
Females		2,677	2,796	2,838	2,908	2,891	3,011	3,111	3,120	3,124	3,217	3,251	2,656	595	18.3
Stone, clay, and sand products	683	1,296	1,314	1,321	1,324	1,331	1,339	1,346	1,341	1,325	1,312	1,315	1,308	50	3.7
Males		642	651	653	651	655	653	651	642	622	614	606	598	57	8.7
Females		654	663	668	673	676	686	695	699	703	698	707	710	56	7.9
Brick and tile, clay	190	155	155	156	156	156	149	151	146	140	138	137	137	19	12.2
Males		83	88	88	87	83	85	83	81	77	76	72	71	17	(1)
Females		67	67	68	69	68	64	68	65	63	62	65	66	6	8.1
Glass, including cutting and ornamenting	64	431	446	448	448	453	466	465	463	468	467	469	467	38	8.1
Males		208	213	214	214	218	221	218	214	210	212	211	206	15	6.9
Females		223	233	234	234	235	245	247	249	258	255	258	261	38	14.6
Pottery, terra-cotta and fire-clay products	190	518	520	524	525	527	530	527	528	523	513	515	512	18	3.4
Males		250	254	253	254	255	251	247	245	238	229	228	225	30	11.6
Females		268	266	268	271	272	279	280	283	285	284	287	287	21	7.3
Stone, clay, and sand products, n. o. c.	230	192	193	196	195	195	194	203	204	194	194	194	192	12	5.9
Males		96	96	98	96	94	96	103	102	97	97	97	96	9	8.7
Females		96	97	98	99	101	98	100	102	97	97	97	96	6	5.9
Textiles	757	2,427	2,441	2,470	2,492	2,484	2,499	2,532	2,536	2,513	2,516	2,466	2,457	109	4.3
Males		1,003	1,002	998	992	986	990	1,001	985	958	920	906	907	97	9.7
Females		1,424	1,439	1,472	1,500	1,498	1,509	1,531	1,551	1,555	1,596	1,560	1,550	172	10.8
Awnings, tents, and sails, including auto fabrics	37	166	164	156	166	188	185	189	195	180	195	181	190	39	20.0
Males		54	54	47	48	63	62	62	60	57	56	59	59	15	(1)
Females		112	110	109	118	135	133	127	135	123	139	122	131	26	18.7
Clothing, men's, including shirts, coat pads, buttonholes	161	672	681	696	693	681	689	692	703	699	693	675	664	39	5.5
Males		270	277	282	273	271	276	270	269	271	259	249	237	45	16.0
Females		420	404	414	420	410	413	422	434	428	434	426	427	32	7.4
Clothing, women's, including corsets	117	655	658	673	677	663	661	680	667	659	651	636	634	46	6.8
Males		277	264	259	258	257	255	264	256	235	217	213	227	64	24.2
Female		378	394	414	419	406	406	416	411	424	434	423	407	56	12.9

Flags, banners, and regalia.....	12	159	159	156	158	160	166	167	165	161	159	156	154	13	7.8
Males.....		88	90	89	89	85	88	89	86	82	77	76	74	16	(1)
Females.....		71	69	67	69	75	78	78	79	79	82	80	80	15	(1)
Holsey and knit goods.....	32	135	136	140	144	142	139	141	143	142	144	142	145	10	6.9
Males.....		38	38	38	38	38	37	36	35	36	36	35	37	3	(1)
Females.....		97	98	102	106	104	102	105	108	106	108	107	108	11	10.2
Millinery and lace goods, including artificial flowers and feathers.....	33	102	101	102	101	102	103	102	102	100	104	104	98	6	5.8
Males.....		44	45	46	45	45	45	44	44	44	44	43	41	5	(1)
Females.....		58	56	56	56	57	58	58	58	56	60	61	57	5	(1)
Textiles, n. o. c.....	365	538	542	547	553	548	556	561	561	572	570	572	572	34	5.9
Males.....		232	234	237	241	237	236	235	235	233	231	231	232	10	4.1
Females.....		306	308	310	312	311	319	325	326	339	339	341	340	35	10.3
Tobacco manufactures.....	246	197	193	196	192	193	192	189	188	186	182	184	191	15	7.6
Males.....		108	104	107	102	101	101	98	97	97	96	94	100	14	13.0
Females.....		89	89	89	90	92	91	91	91	89	86	90	91	6	(1)
Cigars and cigarettes.....	167	109	109	109	110	111	110	111	110	106	104	106	104	7	6.3
Males.....		56	55	55	56	56	55	56	55	55	55	54	55	2	(1)
Females.....		53	54	54	54	55	55	55	55	51	51	50	51	5	(1)
Tobacco rehandlers.....	79	88	84	87	82	82	82	78	78	80	76	80	85	12	(1)
Males.....		52	49	52	46	45	46	42	42	42	41	40	45	5	(1)
Females.....		36	35	35	36	37	36	36	36	38	35	40	40	5	(1)
Vehicles.....	346	4,793	4,866	4,952	5,025	5,235	5,378	5,501	5,579	5,505	5,484	5,494	5,505	786	14.1
Males.....		3,095	3,181	3,151	3,174	3,314	3,302	3,338	3,321	3,181	3,082	3,051	3,069	287	8.6
Females.....		1,698	1,735	1,801	1,851	1,921	2,076	2,163	2,258	2,324	2,402	2,443	2,436	745	30.5
Automobiles and parts.....	165	3,859	4,040	4,104	4,170	4,425	4,502	4,626	4,709	4,635	4,607	4,608	4,621	750	15.9
Males.....		2,538	2,684	2,605	2,613	2,749	2,741	2,769	2,769	2,622	2,547	2,519	2,538	250	9.0
Females.....		1,421	1,456	1,499	1,557	1,676	1,761	1,857	1,940	2,013	2,060	2,089	2,083	668	32.0
Carriages, wagons, and materials, including repairing.....	153	371	379	366	376	381	400	383	383	364	371	374	363	37	9.3
Males.....		207	212	205	201	209	213	209	207	204	195	196	187	36	12.2
Females.....		164	167	181	175	172	187	171	176	160	176	178	176	27	14.9
Cars, steam railroad, not including operations of railroad companies.....	11	252	241	247	260	266	256	273	272	286	279	282	283	45	15.7
Males.....		216	204	208	220	225	211	222	214	222	210	212	215	21	9.3
Females.....		36	37	39	40	41	45	51	58	64	69	70	68	34	(1)
Cars, street railroad, not including operations of railroad companies.....	3	102	98	99	104	99	106	108	101	106	110	108	116	18	15.5
Males.....		86	83	84	90	83	90	92	84	87	83	76	81	16	(1)
Females.....		16	15	15	14	16	16	16	17	19	27	32	35	21	(1)
Vehicles, n. o. c.....	14	109	108	116	115	114	114	114	114	114	117	122	122	14	11.5
Males.....		48	48	49	50	48	47	46	47	46	47	48	48	4	(1)
Females.....		61	60	67	65	66	67	68	67	68	70	74	74	14	(1)
Miscellaneous manufactures.....	718	6,286	6,611	6,730	7,133	7,687	7,845	8,000	8,036	8,060	8,026	8,046	7,943	1,774	22.0
Males.....		3,436	3,571	3,642	3,878	3,911	4,156	4,122	4,189	4,181	4,066	3,997	3,979	753	18.0
Females.....		2,850	3,040	3,088	3,255	3,383	3,531	3,723	3,811	3,855	3,994	4,029	3,964	1,179	20.3
Agricultural implements, including farm tractors.....	48	529	559	570	596	618	629	645	645	661	692	707	712	183	25.7
Males.....		358	375	377	394	409	411	406	409	405	398	401	410	53	12.9
Females.....		171	184	193	202	209	218	239	247	256	294	306	302	135	44.1

¹ Not computed owing to small number represented.

TABLE A.—Fluctuation in employment in industries other than mining and quarrying in Ohio, 1914 to 1929, by occupation group, industry, and sex—Continued

1918: BOOKKEEPERS, STENOGRAPHERS, AND OFFICE CLERKS—Continued

Industry and sex	Number of establishments reporting	Number employed on the 15th of each month												Variation from maximum		
		January	February	March	April	May	June	July	August	September	October	November	December	Number	Per cent	
Manufactures—Continued.																
Miscellaneous manufactures—Continued.																
Coke.....	5	80	82	91	106	117	127	141	154	154	159	149	155	79	49.7	
Males.....		75	77	86	100	111	121	132	140	129	127	114	120	65	46.4	
Females.....		5	5	5	6	6	6	9	14	25	32	35	35	30	(1)	
Electrical machinery, apparatus, and supplies.	113	2,503	2,655	2,689	2,748	2,800	2,985	3,026	3,044	3,029	3,023	3,025	3,048	545	17.9	
Males.....		1,504	1,519	1,530	1,526	1,560	1,665	1,665	1,636	1,605	1,549	1,541	1,540	161	9.7	
Females.....		999	1,136	1,159	1,222	1,240	1,320	1,361	1,408	1,424	1,474	1,484	1,508	609	40.4	
Ice, manufactured.....	96	233	230	233	240	283	334	343	340	298	259	249	230	113	32.9	
Males.....		98	97	98	97	106	118	120	118	101	93	88	82	38	31.7	
Females.....		135	133	135	143	177	216	223	222	197	166	161	148	90	40.4	
Munitions.....	37	1,294	1,391	1,393	1,644	1,635	1,743	1,792	1,902	1,985	2,013	1,991	1,892	719	35.7	
Males.....		750	819	824	1,015	964	1,051	998	1,080	1,148	1,103	1,063	1,041	398	34.7	
Females.....		544	572	569	629	671	692	794	822	837	910	928	851	384	41.4	
Optical goods.....	25	87	88	88	88	91	91	95	97	97	101	99	98	14	(1)	
Males.....		21	21	22	22	24	25	28	27	25	24	23	24	7	(1)	
Females.....		66	67	66	66	67	66	67	70	72	77	76	74	11	(1)	
Roofing materials.....	3	120	120	120	121	121	120	120	120	120	120	120	119	2	1.7	
Males.....		57	57	56	56	56	54	54	54	54	54	54	54	3	(1)	
Females.....		63	63	64	65	65	66	66	66	66	66	66	65	3	(1)	
Ship and boat building, including repair.....	25	155	181	229	267	297	334	354	363	366	373	364	357	218	58.4	
Males.....		111	127	162	181	198	223	237	241	239	243	238	235	132	54.3	
Females.....		44	54	67	86	99	111	117	122	127	130	126	122	86	66.1	
Signs and advertising novelties.....	35	232	229	230	228	229	225	223	217	214	211	210	207	25	10.8	
Males.....		73	70	70	69	67	68	68	66	63	63	62	60	13	(1)	
Females.....		159	159	160	159	162	157	155	151	151	148	148	147	15	9.3	
Stationery goods.....	19	121	120	120	130	121	128	130	121	120	121	119	121	12	9.2	
Males.....		43	43	43	43	44	43	41	41	40	41	40	42	4	(1)	
Females.....		78	77	77	87	87	85	89	80	80	80	79	79	12	(1)	
Miscellaneous manufactures, n. o. c.....	312	932	956	967	965	972	971	976	986	992	988	993	1,004	72	7.2	
Males.....		346	366	374	375	372	377	373	377	372	371	371	371	31	8.2	
Females.....		586	590	593	590	600	594	603	609	620	617	620	633	47	7.4	
Service	2,556	8,382	8,407	8,498	8,767	8,886	9,177	9,179	9,257	9,161	9,246	9,247	9,277	895	9.6	
Males.....		4,615	4,577	4,539	4,692	4,762	4,896	4,744	4,688	4,540	4,466	4,479	4,479	430	8.8	
Females.....		3,767	3,830	3,909	4,075	4,124	4,281	4,435	4,569	4,621	4,746	4,781	4,798	1,031	21.5	
Advertising.....	36	210	187	188	199	197	199	196	203	177	180	191	187	33	15.7	
Males.....		91	79	78	81	82	87	87	81	76	85	79	84	15	(1)	
Females.....		119	108	110	118	115	112	109	112	101	102	101	105	18	15.3	

Amusements.....	67	25	25	29	39	70	141	118	146	51	34	24	23	123	84.2
Males.....		13	13	15	19	40	90	62	88	28	18	12	12	78	(1)
Females.....		12	12	14	20	30	51	56	57	23	16	12	11	46	(1)
Banks.....	188	4,644	4,689	4,686	4,765	4,812	4,951	5,009	5,059	5,083	5,174	5,228	5,239	5,284	5,284
Males.....		3,087	3,096	3,012	3,001	3,016	3,040	2,980	2,933	2,884	2,848	2,840	2,876	2,876	2,876
Females.....		1,607	1,653	1,673	1,764	1,796	1,911	2,029	2,126	2,199	2,326	2,388	2,363	2,408	2,408
Garages.....	505	934	935	953	980	984	1,010	1,009	1,002	965	933	901	930	100	100
Males.....		421	416	425	438	431	446	434	407	371	350	337	342	100	100
Females.....		513	519	528	542	553	564	575	595	594	583	564	588	82	82
Hotels.....	356	929	899	946	933	954	952	985	976	965	962	953	934	86	86
Males.....		537	511	551	533	539	531	544	527	504	514	508	493	58	58
Females.....		392	388	395	400	415	421	441	449	461	448	445	441	73	73
Laundries and dry cleaners.....	294	586	588	611	623	610	605	606	583	593	583	579	592	44	44
Males.....		77	75	78	85	84	84	84	74	76	70	72	68	17	(1)
Females.....		509	513	533	538	526	521	522	509	517	513	507	524	31	31
Office buildings, including window cleaning.....	210	150	150	149	149	150	152	154	154	158	156	154	156	9	9
Males.....		60	60	60	60	61	60	61	60	60	60	60	60	1	(1)
Females.....		90	90	89	89	89	92	93	94	98	96	94	96	9	(1)
Professional.....	30	94	94	93	97	95	99	121	132	126	120	109	106	39	29.5
Males.....		58	58	56	61	59	59	80	93	89	81	70	67	37	(1)
Females.....		36	36	37	36	36	40	41	39	37	39	39	39	5	(1)
Restaurants.....	327	152	152	152	153	154	156	151	157	144	148	150	148	13	8.3
Males.....		40	38	38	37	37	38	37	38	36	29	31	30	11	(1)
Females.....		112	114	114	116	117	118	114	119	118	119	119	118	7	5.9
Saloons.....	201	158	150	159	152	147	150	143	148	144	141	141	149	18	11.3
Males.....		99	98	99	95	92	90	88	85	85	84	81	85	18	(1)
Females.....		59	52	60	57	55	60	60	63	59	57	60	58	11	(1)
Schools and colleges.....	24	317	355	349	495	532	592	526	543	568	640	640	635	332	51.2
Males.....		112	123	107	213	257	313	237	249	268	304	314	298	207	65.9
Females.....		205	232	242	282	275	279	289	294	300	336	335	337	132	39.2
Service, n. o. c.....	318	183	183	184	182	181	170	156	165	177	168	179	182	28	15.2
Males.....		70	70	70	69	64	58	50	53	63	57	62	64	20	(1)
Females.....		113	113	114	113	117	112	106	112	114	111	117	118	12	10.2
Trade.....	5,330	22,016	21,948	22,132	21,976	22,166	22,340	22,451	22,490	22,577	22,307	22,421	22,818	870	3.8
Males.....		8,681	8,642	8,635	8,555	8,587	8,426	8,253	8,200	7,971	7,808	7,782	7,912	899	10.4
Females.....		13,335	13,306	13,497	13,421	13,579	13,914	14,198	14,290	14,606	14,499	14,639	14,906	1,600	10.7
Offices.....	515	5,768	5,771	5,809	5,834	5,858	5,928	6,016	5,987	5,903	5,790	5,796	5,810	248	4.1
Males.....		2,717	2,698	2,705	2,703	2,680	2,626	2,626	2,608	2,485	2,422	2,408	2,431	309	11.4
Females.....		3,051	3,073	3,104	3,131	3,178	3,274	3,390	3,381	3,418	3,368	3,388	3,379	367	10.8
Stores, retail and wholesale.....	4,021	14,597	14,494	14,645	14,468	14,612	14,672	14,701	14,773	14,972	14,828	14,951	15,340	872	5.7
Males.....		4,990	4,946	4,949	4,886	4,943	4,795	4,670	4,649	4,568	4,509	4,502	4,604	488	9.8
Females.....		9,607	9,548	9,696	9,582	9,669	9,877	10,031	10,124	10,404	10,319	10,449	10,736	1,188	11.1
Yards, lumber, coal, and scrap.....	730	1,574	1,606	1,605	1,600	1,613	1,653	1,643	1,640	1,605	1,602	1,582	1,577	79	4.8
Males.....		938	963	953	937	929	943	920	912	879	846	837	842	126	13.1
Females.....		636	643	652	663	684	710	723	728	726	756	745	735	120	15.9
Trade, n. o. c.....	64	77	77	73	74	83	87	91	97	97	87	92	91	24	(1)
Males.....		36	35	28	29	35	34	37	33	39	31	35	35	11	(1)
Females.....		41	42	45	45	48	53	54	57	58	56	57	56	17	(1)

1 Not computed owing to small number represented.

TABLE A.—Fluctuation in employment in industries other than mining and quarrying in Ohio, 1914 to 1929, by occupation group, industry, and sex—Continued

1918: BOOKKEEPERS, STENOGRAPHERS, AND OFFICE CLERKS—Continued

Industry and sex	Number of establishments reporting	Number employed on the 15th of each month												Variation from maximum	
		January	February	March	April	May	June	July	August	September	October	November	December	Number	Per cent
Transportation and public utilities	1, 134	6, 913	6, 906	6, 966	6, 979	7, 089	7, 391	7, 590	7, 399	7, 410	7, 331	7, 324	7, 165	684	9.0
Males.....		3, 768	3, 750	3, 765	3, 728	3, 715	3, 687	3, 761	3, 532	3, 427	3, 298	3, 265	3, 149	619	16.4
Females.....		3, 145	3, 156	3, 201	3, 251	3, 374	3, 704	3, 829	3, 867	3, 983	4, 033	4, 059	4, 016	914	22.5
Drayage and storage, including livery stables	349	380	385	389	385	397	411	396	408	412	398	403	403	82	7.8
Males.....		207	209	209	202	207	210	208	213	209	215	206	210	13	6.0
Females.....		173	176	180	183	190	201	188	195	203	197	192	193	30	14.8
Electric railroads, light, and power	183	2, 490	2, 492	2, 512	2, 524	2, 591	2, 593	2, 733	2, 604	2, 589	2, 570	2, 572	2, 559	243	8.9
Males.....		1, 569	1, 564	1, 564	1, 544	1, 575	1, 502	1, 608	1, 452	1, 399	1, 350	1, 332	1, 320	288	17.9
Females.....		921	928	948	980	1, 016	1, 091	1, 125	1, 152	1, 190	1, 220	1, 240	1, 239	319	25.7
Natural gas	77	751	732	743	741	753	780	779	761	795	785	784	774	63	7.9
Males.....		547	537	533	542	509	496	495	451	456	414	424	410	137	25.0
Females.....		204	195	210	199	244	284	284	310	339	371	360	364	176	47.4
Pipe lines (petroleum)	15	128	132	131	133	132	155	143	149	141	146	146	158	30	19.0
Males.....		115	119	118	119	120	137	124	127	118	115	111	123	26	19.0
Females.....		13	13	13	14	12	18	19	22	23	31	35	35	23	(¹)
Telegraph and telephone	389	2, 773	2, 777	2, 798	2, 798	2, 787	3, 013	3, 090	3, 038	3, 045	2, 996	3, 009	2, 887	317	10.3
Males.....		1, 032	1, 028	1, 039	1, 014	977	1, 017	999	973	939	905	898	805	234	22.5
Females.....		1, 741	1, 749	1, 759	1, 784	1, 810	1, 996	2, 091	2, 065	2, 106	2, 091	2, 111	2, 082	370	17.5
Transportation by water, including stevedoring	39	162	163	170	192	221	227	230	224	217	210	206	179	68	29.6
Males.....		134	135	143	158	177	177	172	167	162	156	153	140	43	24.3
Females.....		28	28	27	34	44	50	58	57	55	54	53	39	31	(¹)
Transportation and public utilities, n. o. c.	82	229	225	224	206	208	212	219	215	211	212	209	205	4	1.7
Males.....		164	158	159	149	150	148	155	149	144	143	141	141	23	14.0
Females.....		65	67	65	57	58	64	64	66	67	69	68	64	12	(¹)

1918: SALESPeOPLE (NOT TRAVELING)

ALL INDUSTRIES	22, 709	41, 027	40, 847	42, 098	41, 891	41, 492	41, 800	40, 809	40, 237	41, 700	42, 120	42, 934	47, 068	6, 831	14.5
Males.....		20, 399	20, 339	20, 588	20, 504	20, 286	20, 263	19, 963	19, 647	19, 729	19, 557	19, 617	20, 495	1, 031	5.0
Females.....		20, 628	20, 508	21, 510	21, 387	21, 206	21, 537	20, 846	20, 590	21, 971	22, 563	23, 317	26, 573	6, 065	22.8
Agriculture	520	44	44	46	56	54	53	44	43	45	49	48	54	13	(¹)
Males.....		32	30	30	34	34	35	31	30	33	34	31	32	5	(¹)
Females.....		12	14	16	22	20	18	13	13	12	15	17	22	10	(¹)

Construction	4, 273	426	427	430	434	417	425	421	416	408	394	393	390	44	10.1
Males.....		403	404	405	408	391	399	396	389	382	361	359	357	51	12.5
Females.....		23	23	25	26	26	26	25	27	26	33	34	33	11	(1)
Electrical contracting	169	133	129	129	130	125	123	128	131	128	128	127	130	8	6.0
Males.....		125	122	122	123	118	116	121	122	119	113	113	117	12	9.6
Females.....		8	7	7	7	7	7	7	9	9	15	14	13	8	(1)
Construction, n. o. c.	4, 104	293	298	301	304	292	302	293	285	280	266	266	260	44	14.5
Males.....		278	282	283	285	273	283	275	267	263	248	246	240	45	15.8
Females.....		15	16	18	19	19	19	18	18	17	18	20	20	4	(1)
Fisheries	38														
Manufactures	8, 888	5, 077	5, 072	5, 081	5, 131	4, 152	5, 175	5, 160	5, 163	5, 061	5, 018	5, 042	5, 103	157	3.0
Males.....		4, 015	4, 007	4, 019	4, 042	5, 062	4, 080	4, 070	4, 056	3, 953	3, 912	3, 915	3, 927	168	4.1
Females.....		1, 062	1, 065	1, 062	1, 089	1, 090	1, 095	1, 090	1, 107	1, 108	1, 106	1, 127	1, 176	114	9.7
Chemicals and allied products	351	189	183	187	189	192	192	190	188	187	184	183	183	9	4.7
Males.....		185	179	183	185	188	187	185	183	182	179	177	177	11	5.9
Females.....		4	4	4	4	4	5	5	5	5	5	6	6	2	(1)
Food and kindred products	1, 439	2, 055	2, 051	2, 050	2, 064	2, 071	2, 109	2, 098	2, 086	2, 069	2, 059	2, 069	2, 067	59	2.8
Males.....		1, 425	1, 420	1, 417	1, 426	1, 434	1, 466	1, 453	1, 446	1, 427	1, 422	1, 423	1, 413	53	3.6
Females.....		630	631	633	638	637	643	645	640	642	637	646	674	44	6.5
Bakery products	407	1, 230	1, 227	1, 217	1, 216	1, 211	1, 246	1, 234	1, 236	1, 238	1, 243	1, 252	1, 271	60	4.7
Males.....		838	837	826	826	814	841	832	835	832	838	840	846	32	3.8
Females.....		392	390	391	390	397	405	402	401	406	405	412	425	35	8.2
Butter, cheese, and condensed milk	146	173	178	186	194	192	197	194	198	189	189	178	187	25	12.6
Males.....		162	167	174	182	180	182	181	183	178	176	164	170	21	11.4
Females.....		11	11	12	12	12	15	13	15	11	13	14	17	6	(1)
Confectionery and ice cream	148	285	280	278	284	275	271	275	262	260	255	255	268	32	11.2
Males.....		85	77	75	75	74	74	72	66	63	62	62	63	23	(1)
Females.....		200	203	203	209	201	197	203	196	197	191	193	205	18	8.6
Slaughtering and meat packing	105	246	247	248	250	272	272	275	274	267	264	275	269	29	10.5
Males.....		219	220	221	223	245	246	248	246	239	236	248	242	29	11.7
Females.....		27	27	27	27	27	26	27	28	28	28	27	27	2	(1)
Food and kindred products, n. o. c.	633	121	119	122	120	121	123	120	116	115	110	109	92	31	25.2
Males.....		121	119	122	120	121	123	120	116	115	110	109	92	31	25.2
Females.....		406	416	419	428	431	420	408	400	408	409	410	408	31	7.2
Iron and steel and their products	1, 635	353	363	367	373	380	366	370	363	370	369	370	368	27	7.1
Males.....		53	53	52	53	51	54	58	57	58	40	40	40	17	(1)
Females.....		188	197	197	199	196	197	198	194	196	200	200	198	12	6.0
Foundry and machine-shop products	1, 112	161	171	172	174	174	173	173	171	172	172	173	172	13	7.5
Males.....		27	26	25	25	24	26	25	23	24	26	27	26	5	(1)
Females.....		113	114	118	119	124	111	112	110	115	112	112	112	14	11.3
Stoves and furnaces	90	113	114	118	119	124	111	112	110	115	112	112	112	14	11.3
Males.....		113	114	118	119	124	111	112	110	115	112	112	112	14	11.3
Iron and steel and their products, n. o. c.	433	105	105	104	108	109	112	98	97	97	98	99	96	16	14.3
Males.....		79	78	77	80	82	84	85	82	83	85	85	85	8	(1)
Females.....		26	27	27	28	27	28	13	14	12	13	14	16	3	(1)
Leather and leather products	161	28	28	28	27	27	28	27	26	25	25	25	28	14	6
Males.....		26	26	26	25	25	26	25	24	23	23	21	23	5	(1)
Females.....		2	2	2	2	2	2	2	2	2	2	4	5	3	(1)

¹ Not computed owing to small number represented.

TABLE A.—Fluctuation in employment in industries other than mining and quarrying in Ohio, 1914 to 1929, by occupation group, industry, and sex—Continued

1918: SALESPeOPLE (NOT TRAVELING)—Continued

Industry and sex	Number of establishments reporting	Number employed on the 15th of each month												Variation from maximum	
		January	February	March	April	May	June	July	August	September	October	November	December	Number	Per cent
Manufactures—Continued.															
Liquors and beverages.....	182	153	153	158	156	157	159	156	155	153	140	137	143	22	13.8
Males.....		152	152	157	155	156	158	154	153	151	138	135	141	23	14.6
Females.....		1	1	1	1	1	1	2	2	2	2	2	2	1	(1)
Liquors, malt.....	94	109	110	111	111	110	110	109	109	109	102	100	106	11	9.9
Males.....		108	109	110	110	109	109	107	107	107	100	98	104	12	10.9
Females.....		1	1	1	1	1	1	2	2	2	2	2	2	1	(1)
Liquors and beverages, n. o. c.....	88	44	43	47	45	47	49	47	46	44	38	37	37	12	(1)
Males.....		44	43	47	45	47	49	47	46	44	38	37	37	12	(1)
Lumber and its products.....	913	150	150	150	152	154	151	145	138	139	135	134	132	22	14.3
Males.....		146	146	146	148	150	145	139	132	131	127	127	126	24	16.0
Females.....		4	4	4	4	4	6	6	6	8	8	7	6	4	(1)
Saw-mill and planing-mill products.....	512	104	104	104	107	108	105	102	98	97	95	94	91	17	15.7
Males.....		103	103	103	106	107	103	100	95	94	92	91	89	18	16.8
Females.....		1	1	1	1	1	2	2	3	3	3	3	2	2	(1)
Lumber and its products, n. o. c.....	401	46	46	46	45	46	46	43	40	42	40	40	41	6	(1)
Males.....		43	43	43	42	43	42	39	37	37	35	36	37	6	(1)
Females.....		3	3	3	3	3	4	4	3	5	4	4	4	2	(1)
Metals and metal products, other than iron and steel.....	395	198	187	193	192	191	191	194	197	195	190	193	194	11	5.6
Males.....		169	161	165	164	161	164	165	165	165	160	163	163	9	5.3
Females.....		29	26	28	28	30	27	29	32	30	30	30	31	6	(1)
Copper, tin, and sheet-iron products, including stamped and enameled ware.....	165	136	125	131	129	128	127	128	128	126	121	125	126	15	11.0
Males.....		111	103	107	105	102	104	103	100	100	95	99	100	16	14.4
Females.....		25	22	24	24	26	23	25	28	26	26	26	26	6	(1)
Metals and metal products, other than iron and steel, n. o. c.....	230	62	62	62	63	64	64	66	69	69	69	68	68	7	(1)
Males.....		58	58	58	59	59	60	62	65	65	65	64	63	7	(1)
Females.....		4	4	4	4	4	4	4	4	4	4	4	5	1	(1)
Paper and printing.....	939	957	944	948	953	949	945	952	951	932	941	958	982	50	5.1
Males.....		853	841	843	839	835	830	842	838	819	816	822	835	37	4.3
Females.....		104	103	105	114	114	115	110	113	113	125	136	149	46	30.9
Printing and publishing.....	729	878	867	870	874	870	866	875	875	857	849	884	908	51	5.6
Males.....		781	771	772	767	763	758	772	769	751	749	755	766	32	4.1
Females.....		97	96	98	107	107	108	103	106	106	118	129	142	46	32.4

Paper and printing, n. o. c.....	210	79	77	78	79	79	79	77	76	75	74	74	74	5	(1)	
Males.....		72	70	71	72	72	72	70	69	68	67	67	67	5	(1)	
Females.....		7	7	7	7	7	7	7	7	7	7	7	7		(1)	
Rubber products.....	98	51	51	41	51	53	55	51	72	54	50	53	52	31	(1)	
Males.....		47	47	38	48	50	51	47	69	49	47	49	49	31	(1)	
Females.....		4	4	3	3	3	4	4	3	5	3	4	3	2	(1)	
Stone, clay, and sand products.....	683	88	91	88	96	85	85	82	80	80	77	76	74	17	(1)	
Males.....		81	84	82	80	79	78	75	73	74	71	70	68	16	(1)	
Females.....		7	7	6	6	6	7	7	7	6	6	6	6	1	(1)	
Textiles.....	757	254	268	270	270	266	262	276	283	275	258	250	255	33	11.7	
Males.....		223	224	230	233	234	235	238	232	223	222	219	225	19	8.0	
Females.....		31	44	40	37	32	27	38	51	52	36	31	30	22	(1)	
Tobacco and manufactures.....	246	22	22	22	21	20	20	20	21	21	21	21	21	2	(1)	
Males.....		22	22	22	21	20	20	20	21	21	21	21	21	2	(1)	
Females.....		67	68	69	68	73	74	71	72	73	72	72	72	7	(1)	
Vehicles.....	346	60	61	62	61	64	65	62	62	63	62	62	62	5	(1)	
Males.....		7	7	7	7	9	9	9	10	10	10	10	10	3	(1)	
Females.....		459	460	458	476	483	484	490	494	450	457	461	471	44	8.9	
Miscellaneous manufactures.....	718	273	281	281	284	286	289	295	295	255	255	257	257	40	13.6	
Males.....		186	179	177	192	197	195	199	195	195	202	205	214	37	17.3	
Females.....		230	240	235	251	258	258	262	261	216	218	223	228	46	17.6	
Electrical machinery, apparatus, and supplies.....	113	108	116	110	113	115	119	120	82	82	84	86	83	38	31.7	
Males.....		122	124	125	138	145	143	143	141	134	134	137	145	23	15.9	
Females.....		229	220	223	225	225	226	228	233	234	239	238	243	23	9.5	
Miscellaneous manufactures, n. o. c.....	605	165	165	171	171	173	174	176	175	173	171	170	174	11	6.3	
Males.....		64	55	52	54	52	52	52	58	61	68	68	69	17	(1)	
Females.....																
Service.....	2,556	1,683	1,697	1,707	1,700	1,700	1,700	1,700	1,689	1,639	1,602	1,483	1,442	1,462	265	15.5
Males.....		1,377	1,384	1,389	1,372	1,379	1,374	1,357	1,314	1,286	1,199	1,157	1,164	232	16.8	
Females.....		306	313	318	328	321	326	332	325	316	284	285	298	48	14.5	
Garages.....	505	514	534	558	566	581	572	554	516	472	424	416	409	172	29.6	
Males.....		512	532	556	564	579	568	549	512	468	421	413	406	173	29.9	
Females.....		2	2	2	2	2	4	5	4	4	3	3	3	3	(1)	
Laundries and dry cleaners.....	294	374	371	359	358	346	345	335	336	334	342	323	319	55	14.7	
Males.....		322	318	303	301	289	283	279	281	278	287	266	263	59	18.3	
Females.....		52	53	56	57	57	62	56	55	56	55	57	56	10	(1)	
Restaurants.....	327	303	299	299	287	282	287	303	287	311	244	216	238	95	30.5	
Males.....		120	111	109	92	92	94	98	91	123	75	67	76	56	45.5	
Females.....		183	188	190	195	190	193	205	196	188	169	149	162	56	27.3	
Saloons.....	201	359	359	359	356	360	358	357	355	351	331	343	348	29	8.1	
Males.....		335	335	335	328	334	334	333	330	325	325	318	323	17	5.1	
Females.....		24	24	24	28	26	24	24	25	26	6	25	25	22	(1)	
Service, n. o. c.....	1,229	133	134	132	133	131	138	140	145	134	142	144	149	18	12.1	
Males.....		88	88	86	87	85	95	98	100	92	91	93	96	15	15	
Females.....		45	46	46	46	46	43	42	45	42	51	51	53	11	(1)	
Trade, retail and wholesale.....	5,330	33,587	33,401	34,628	34,367	33,968	34,240	33,288	32,766	34,377	34,974	35,806	39,858	7,092	17.8	
Males.....		14,405	14,351	14,582	14,489	14,263	14,216	13,949	13,699	13,921	13,900	14,002	14,866	1,167	7.9	
Females.....		19,182	19,050	20,046	19,878	19,705	20,024	19,339	19,067	20,456	21,074	21,804	24,992	5,924	23.8	

¹ Not computed owing to small number represented.

1918: SALESPeOPLE (NOT TRAVELING)

191

TABLE A.—Fluctuation in employment in industries other than mining and quarrying in Ohio, 1914 to 1929, by occupation group, industry, and sex—Continued

1918: SALESPEOPLE (NOT TRAVELING)—Continued

Industry and sex	Number of establishments reporting	Number employed on the 15th of each month												Variation from maximum	
		January	February	March	April	May	June	July	August	September	October	November	December	Number	Per cent
Trade, retail and wholesale—Continued.															
Offices.....	515	273	286	274	283	291	277	280	256	266	268	270	265	35	12.0
Males.....		261	274	262	272	278	265	268	244	254	256	258	252	34	12.2
Females.....		12	12	12	11	13	12	12	12	12	12	12	13	2	(¹)
Retail delivery, milk, ice, and water.....	64	111	105	104	104	101	143	148	145	151	119	116	104	50	33.1
Males.....		106	100	99	99	97	138	143	140	146	115	112	99	49	33.6
Females.....		5	5	5	5	4	5	5	5	5	4	4	5	1	(¹)
Stores, retail and wholesale.....	4,021	32,992	32,799	34,038	33,761	33,361	33,601	32,646	32,155	33,751	34,379	35,217	39,287	7,132	18.2
Males.....		13,830	13,769	14,013	13,903	13,677	13,598	13,328	13,109	13,316	13,325	13,432	14,316	1,207	8.4
Females.....		19,162	19,030	20,025	19,858	19,684	20,003	19,318	19,046	20,435	21,054	21,785	24,971	5,941	23.8
Yards, lumber, coal, and scrap.....	730	211	211	212	219	215	219	214	210	209	208	203	202	17	7.8
Males.....		208	208	208	215	211	215	210	206	205	204	200	199	16	7.4
Females.....		3	3	4	4	4	4	4	4	4	4	3	3	1	(¹)
Transportation and public utilities.....	1,134	210	206	206	203	201	207	207	210	207	202	203	201	9	4.3
Males.....		167	163	163	159	157	159	160	159	154	151	153	149	18	10.8
Females.....		43	43	43	44	44	48	47	51	53	51	50	52	10	(¹)
Electric railroads, light and power.....	183	141	139	140	132	133	136	137	138	134	130	131	133	11	7.8
Males.....		133	131	132	124	125	127	128	127	122	118	120	120	15	11.3
Females.....		8	8	8	8	8	9	9	11	12	12	11	13	5	(¹)
Transportation and public utilities, n. o. c.....	951	69	67	66	71	68	71	70	72	73	72	72	68	7	(¹)
Males.....		34	32	31	35	32	32	32	32	32	33	33	29	6	(¹)
Females.....		35	35	35	36	36	39	38	40	41	39	39	39	6	(¹)

¹ Not computed owing to small number represented.

TABLE A.—Fluctuation in employment in industries other than mining and quarrying in Ohio, 1914 to 1929, by occupation group, industry, and sex—Continued
1919: WAGE EARNERS

Industry and sex	Number of establishments reporting	Number employed on the 15th of each month												Variation from maximum	
		January	February	March	April	May	June	July	August	September	October	November	December	Number	Per cent
ALL INDUSTRIES	23, 652	832, 424	815, 933	815, 660	823, 726	827, 247	858, 781	895, 898	926, 607	934, 658	899, 846	930, 765	951, 694	136, 034	14.3
Males.....		696, 174	682, 056	683, 005	692, 623	697, 203	725, 757	759, 401	786, 335	791, 759	754, 185	782, 965	801, 616	119, 560	14.9
Females.....		136, 250	133, 877	132, 655	131, 103	130, 044	133, 024	136, 497	140, 272	142, 899	145, 661	147, 800	20, 034	13.4	
Agriculture	552	3, 376	3, 500	3, 330	4, 583	4, 619	5, 505	5, 823	5, 129	4, 671	4, 402	3, 877	3, 520	2, 447	42.0
Males.....		3, 118	3, 246	3, 544	4, 276	4, 316	5, 050	5, 280	4, 797	4, 353	4, 078	3, 641	3, 289	2, 162	40.9
Females.....		258	254	286	307	303	455	543	332	318	324	236	231	312	57.5
Dairy farming.....	32	237	267	253	261	259	282	282	277	290	278	260	264	53	18.3
Males.....		231	261	246	255	253	275	273	268	282	271	252	255	51	18.1
Females.....		6	6	7	6	6	7	9	9	8	7	8	9		(1)
Florists, fruit growers, and nurserymen.....	146	1, 405	1, 441	1, 738	2, 262	2, 204	2, 780	2, 683	2, 257	1, 863	1, 905	1, 652	1, 484	1, 375	49.5
Males.....		1, 211	1, 251	1, 514	2, 025	1, 977	2, 455	2, 260	2, 035	1, 643	1, 663	1, 493	1, 322	1, 244	50.7
Females.....		194	190	224	237	227	325	423	222	220	242	159	162	264	62.4
General farming.....	325	1, 666	1, 722	1, 782	1, 994	2, 108	2, 397	2, 735	2, 401	2, 379	2, 128	1, 853	1, 691	1, 069	39.1
Males.....		1, 606	1, 664	1, 727	1, 930	2, 038	2, 274	2, 624	2, 300	2, 289	2, 053	1, 784	1, 631	1, 016	38.7
Females.....		60	58	55	64	70	123	111	101	90	75	69	60	68	55.3
Agriculture, n. o. c.....	49	68	70	57	66	48	46	123	194	139	91	112	81	137	70.6
Males.....		65	70	57	66	48	46	123	194	139	91	112	81	137	70.6
Construction	4, 747	35, 160	33, 652	35, 617	43, 734	47, 305	55, 406	59, 609	65, 411	68, 098	69, 418	67, 541	61, 121	35, 766	51.5
Males.....		35, 031	33, 526	35, 476	43, 610	47, 174	55, 244	59, 441	65, 249	67, 917	69, 229	67, 372	60, 943	35, 703	51.6
Females.....		129	126	141	124	131	162	168	162	176	189	169	178	65	34.4
Brick, stone, and cement work.....	441	1, 772	1, 654	1, 775	2, 372	2, 578	3, 263	4, 164	4, 488	4, 350	4, 525	4, 396	3, 522	2, 871	63.4
Males.....		1, 769	1, 652	1, 773	2, 370	2, 576	3, 259	4, 159	4, 483	4, 346	4, 521	4, 392	3, 517	2, 869	63.5
Females.....		3	2	2	2	2	4	5	5	4	4	4	5	3	(1)
Electrical contracting.....	186	2, 000	1, 925	1, 868	1, 820	1, 768	2, 009	2, 017	2, 013	2, 045	2, 159	2, 204	2, 258	490	21.7
Males.....		1, 990	1, 917	1, 861	1, 817	1, 764	2, 004	2, 009	2, 007	2, 040	2, 154	2, 199	2, 253	489	21.7
Females.....		10	8	7	3	4	5	8	6	5	5	5	5	7	
Erecting or installing machinery.....	85	282	262	241	234	254	329	317	310	326	387	505	614	380	61.9
Males.....		281	261	240	233	253	328	316	309	325	386	504	613	380	62.0
Females.....		1	1	1	1	1	1	1	1	1	1	1	1	1	
General contracting.....	1, 808	16, 012	15, 088	15, 917	20, 530	21, 937	26, 616	28, 147	31, 715	34, 512	36, 006	36, 325	34, 436	21, 237	58.5
Males.....		15, 958	15, 035	15, 859	20, 479	21, 885	26, 537	28, 069	31, 635	34, 418	35, 903	36, 242	34, 344	21, 207	58.5
Females.....		54	53	58	51	52	79	78	80	94	103	83	92	52	50.5
Oil, gas, and water, drilling or producing.....	436	3, 613	3, 501	3, 515	3, 620	3, 817	3, 979	4, 201	4, 208	4, 184	4, 098	4, 003	3, 974	707	16.8
Males.....		3, 609	3, 497	3, 511	3, 616	3, 813	3, 975	4, 197	4, 204	4, 179	4, 094	4, 000	3, 971	707	16.8
Females.....		4	4	4	4	4	4	4	4	5	4	3	3	2	(1)

¹ Not computed owing to small number represented.

TABLE A.—*Fluctuation in employment in industries other than mining and quarrying in Ohio, 1914 to 1929, by occupation group, industry, and sex—Continued*

1919: WAGE EARNERS—Continued

Industry and sex	Number of establishments reporting	Number employed on the 15th of each month												Variation from maximum	
		January	February	March	April	May	June	July	August	September	October	November	December	Number	Per cent
Construction—Continued.															
Painting and decorating.....	287	932	1, 131	1, 466	1, 797	1, 995	2, 135	2, 102	2, 043	2, 133	2, 041	1, 767	1, 497	1, 203	56. 3
Males.....		913	1, 113	1, 449	1, 774	1, 968	2, 110	2, 076	2, 020	2, 109	2, 012	1, 732	1, 459	1, 197	56. 7
Females.....		19	18	17	23	27	25	26	23	24	29	35	38	21	55. 3
Plastering, including lathing.....	131	398	482	565	547	540	620	712	729	818	882	868	853	484	54. 9
Males.....		398	482	565	547	540	620	712	729	818	882	868	853	484	54. 9
Plumbing and steam fitting.....	394	2, 855	2, 683	2, 650	2, 706	2, 612	2, 955	3, 131	3, 269	3, 330	3, 625	3, 734	3, 837	1, 225	31. 9
Males.....		2, 854	2, 682	2, 646	2, 699	2, 604	2, 947	3, 122	3, 260	3, 320	3, 615	3, 725	3, 823	1, 224	31. 9
Females.....		1	1	4	7	8	8	9	9	10	10	9	9	9	(¹)
Sand and gravel excavating.....	73	556	585	699	824	888	934	903	973	974	946	875	679	418	42. 9
Males.....		556	585	699	821	885	930	899	968	969	940	869	676	413	42. 6
Females.....					3	3	4	4	5	6	6	6	3	3	(¹)
Sheet-metal work and roofing.....	306	1, 791	1, 558	1, 583	1, 825	1, 926	2, 012	2, 012	2, 269	2, 338	2, 507	2, 504	2, 423	949	37. 9
Males.....		1, 786	1, 553	1, 578	1, 820	1, 921	2, 007	2, 007	2, 265	2, 334	2, 503	2, 498	2, 417	950	38. 0
Females.....		5	5	5	5	5	5	5	4	4	4	6	6	2	(¹)
Street, road, and sewer contracting.....	556	4, 562	4, 445	5, 062	7, 197	8, 781	10, 309	11, 637	13, 026	12, 661	11, 755	9, 844	6, 503	8, 581	65. 9
Males.....		4, 530	4, 411	5, 019	7, 172	8, 756	10, 282	11, 609	13, 001	12, 637	11, 732	9, 827	6, 487	8, 590	66. 1
Females.....		32	34	43	25	25	27	28	25	24	23	17	16	27	(¹)
Ventilating and heating.....	29	318	271	212	206	146	165	205	296	337	365	391	372	245	62. 7
Males.....		318	271	212	206	146	165	205	296	337	365	391	372	245	62. 7
Construction, n. o. c.....	15	69	67	64	56	63	80	61	72	85	122	125	153	97	63. 4
Males.....		69	67	64	56	63	80	61	72	85	122	125	153	97	63. 4
Fisheries.....	41	296	234	331	388	403	394	430	427	391	426	419	466	232	49. 8
Males.....		293	231	328	385	400	391	427	425	388	423	416	463	232	50. 1
Females.....		3	3	3	3	3	3	3	2	3	3	3	3	1	(¹)
Manufactures.....	9, 011	662, 393	647, 251	642, 943	638, 470	635, 636	656, 151	687, 685	712, 388	718, 463	682, 207	715, 291	743, 424	107, 788	14. 5
Males.....		563, 108	550, 423	547, 549	545, 033	543, 187	561, 002	588, 950	609, 370	613, 020	574, 350	605, 290	631, 383	88, 196	14. 0
Females.....		99, 285	96, 828	95, 394	93, 437	92, 449	95, 149	98, 735	103, 018	105, 443	107, 857	110, 001	112, 041	19, 592	17. 5
Chemicals and allied products.....	369	19, 353	18, 773	18, 125	17, 637	18, 140	18, 985	19, 715	20, 871	21, 909	20, 520	20, 003	19, 126	4, 172	19. 1
Males.....		16, 928	16, 498	15, 810	15, 380	15, 849	16, 505	17, 164	18, 281	19, 345	17, 991	17, 478	16, 769	3, 965	20. 5
Females.....		2, 425	2, 275	2, 315	2, 257	2, 291	2, 480	2, 551	2, 590	2, 564	2, 529	2, 525	2, 357	333	12. 9
Baking powder and yeast.....	4	187	206	158	192	182	182	171	168	168	157	115	131	91	44. 2
Males.....		76	75	68	70	70	64	61	70	66	66	54	60	22	(¹)
Females.....		111	131	90	91	122	118	101	101	102	91	61	71	70	53. 4

Chemicals, acids, and wood distillation.....	41	3,956	3,787	3,338	3,111	3,172	3,277	3,485	3,577	3,788	3,834	3,767	3,712	845	21.4
Males.....		3,919	3,765	3,317	3,088	3,150	3,255	3,466	3,550	3,760	3,809	3,730	3,675	831	21.2
Females.....		37	32	21	23	22	22	19	27	28	25	37	37	18	(1)
Dyestuff and extracts.....	3	568	589	473	376	405	392	427	531	573	594	553	606	230	37.9
Males.....		564	584	468	371	400	387	421	525	567	588	548	601	230	38.3
Females.....		4	5	5	5	5	5	6	6	6	6	5	5	2	(1)
Explosives.....	10	356	297	278	276	257	250	284	316	334	353	330	315	106	29.8
Males.....		356	297	278	276	257	250	284	316	334	353	330	315	106	29.8
Fertilizers, tankage.....	33	1,354	1,554	1,722	1,401	1,204	1,177	1,302	1,765	2,479	1,290	1,202	1,111	1,368	55.2
Males.....		1,346	1,547	1,716	1,395	1,199	1,172	1,297	1,760	2,474	1,285	1,198	1,106	1,368	55.2
Females.....		8	7	6	6	5	5	5	5	5	5	4	4	0	(1)
Ink, printing and writing.....	9	372	344	314	315	322	350	326	369	390	416	419	412	105	25.1
Males.....		336	310	277	278	284	309	289	333	355	381	387	380	110	28.4
Females.....		36	34	37	37	38	41	37	36	35	35	32	32	9	(1)
Oil, linseed, lubricating, and cottonseed, and oil cake.....	18	278	264	247	258	307	338	339	374	370	356	339	361	127	34.0
Males.....		275	261	241	255	304	335	335	369	365	351	334	355	128	34.7
Females.....		3	3	6	3	3	3	4	5	5	5	5	6	3	(1)
Paint and varnish.....	80	2,650	2,689	2,743	2,852	3,023	3,125	3,173	3,167	3,159	3,185	3,167	3,204	554	17.3
Males.....		2,394	2,410	2,467	2,566	2,730	2,830	2,858	2,870	2,879	2,878	2,886	2,924	530	18.1
Females.....		256	279	276	286	293	295	315	297	280	307	281	280	59	18.7
Patent medicines and drug compounds, including drug grinding.....	53	1,390	1,433	1,523	1,366	1,284	1,315	1,397	1,444	1,407	1,486	1,514	1,501	239	15.7
Males.....		587	615	642	589	580	587	613	640	635	680	675	681	101	14.8
Females.....		803	818	881	777	704	728	784	804	772	806	839	820	177	20.1
Petroleum refining.....	32	2,282	2,280	2,196	2,203	2,235	2,273	2,380	2,426	2,375	2,330	2,339	2,330	230	9.5
Males.....		2,273	2,274	2,190	2,197	2,230	2,269	2,376	2,418	2,360	2,310	2,322	2,314	228	9.4
Females.....		9	6	6	6	5	4	4	8	15	20	17	16	16	(1)
Salt.....	6	930	893	837	812	852	876	895	940	915	1,000	1,005	998	193	19.2
Males.....		799	754	695	674	700	740	751	790	762	818	822	808	148	18.0
Females.....		131	139	142	138	152	136	144	150	153	182	183	190	59	31.1
Soap, candles, grease, and tallow.....	47	4,522	3,872	3,727	3,965	4,375	4,922	5,053	5,287	5,337	5,005	4,727	3,941	1,610	30.2
Males.....		3,552	3,111	2,946	3,142	3,487	3,850	3,981	4,188	4,327	4,013	3,729	3,112	1,381	31.9
Females.....		970	761	781	823	888	1,072	1,072	1,099	1,010	992	998	829	338	30.8
Chemicals and allied products, n. o. c.....	33	508	565	569	541	512	508	492	504	514	514	526	504	77	13.5
Males.....		451	505	505	479	458	457	432	452	461	459	463	438	73	14.5
Females.....		57	60	64	62	54	51	60	52	53	55	63	66	15	(1)
Food and kindred products.....	1,475	28,136	26,843	26,396	26,459	27,036	30,183	29,947	32,348	35,224	33,133	33,256	31,843	8,828	25.1
Males.....		21,080	20,052	19,987	20,239	20,714	23,057	22,591	23,939	24,946	23,538	24,040	23,620	4,959	19.9
Females.....		7,056	6,791	6,409	6,220	6,322	7,126	7,356	8,409	10,278	9,595	9,216	8,223	4,058	39.5
Bakery products.....	403	6,159	6,164	6,196	6,129	6,233	6,416	6,557	6,456	6,551	6,563	6,734	6,787	658	9.7
Males.....		4,454	4,450	4,491	4,456	4,537	4,606	4,694	4,686	4,747	4,781	4,857	4,904	454	9.3
Females.....		1,705	1,714	1,705	1,673	1,696	1,810	1,863	1,770	1,804	1,782	1,877	1,883	210	11.2
Canning and preserving.....	89	755	733	735	815	1,066	2,743	1,539	3,355	5,162	2,343	1,304	836	4,427	85.8
Males.....		514	490	543	644	748	1,950	1,002	2,164	3,088	1,312	829	536	2,608	84.5
Females.....		241	258	192	171	318	798	537	1,191	2,074	1,031	475	278	1,903	91.8
Coffee, spices, and peanuts, roasting and grinding.....	27	869	854	821	836	852	907	910	1,006	1,053	1,000	963	940	232	22.0
Males.....		431	437	413	409	433	444	437	460	479	463	470	469	70	14.6
Females.....		438	417	408	427	419	463	473	546	574	537	493	471	166	28.9

1 Not computed owing to small number represented.

TABLE A.—Fluctuation in employment in industries other than mining and quarrying in Ohio, 1914 to 1929, by occupation group, industry, and sex—Continued

1919: WAGE EARNERS—Continued

Industry and sex	Number of establishments reporting	Number employed on the 15th of each month												Variation from maximum	
		January	February	March	April	May	June	July	August	September	October	November	December	Number	Per cent
Manufactures—Continued.															
Food and kindred products—Continued.															
Confectionery.....	131	4,575	4,508	4,208	3,967	3,312	3,897	4,355	4,840	5,793	6,298	6,335	5,438	2,523	39.8
Males.....		1,540	1,542	1,476	1,399	1,412	1,527	1,497	1,719	1,857	1,944	1,977	1,744	578	29.2
Females.....		3,035	2,966	2,732	2,568	2,400	2,370	2,858	3,121	3,936	4,354	4,358	3,694	1,988	45.6
Cordials, sirups, and flavoring extracts.....	23	422	444	471	516	621	733	651	655	701	723	743	653	321	43.2
Males.....		204	220	213	218	234	273	256	261	257	262	262	260	69	25.3
Females.....		218	224	258	298	387	460	395	397	444	461	481	393	263	54.7
Dairy products and ice cream.....	187	3,483	3,695	3,813	4,024	4,289	4,837	4,831	4,697	4,392	4,208	4,045	4,009	1,354	28.0
Males.....		3,225	3,440	3,543	3,724	3,959	4,487	4,484	4,322	4,031	3,845	3,702	3,637	1,262	28.1
Females.....		258	255	270	300	330	350	347	375	361	363	343	352	120	32.0
Flour-mill and grist-mill products.....	462	3,094	2,978	2,972	3,030	2,936	2,978	3,080	3,369	3,418	3,415	3,370	3,353	446	13.0
Males.....		2,904	2,768	2,828	2,921	2,822	2,900	2,984	3,285	3,316	3,316	3,210	3,217	548	16.5
Females.....		190	210	144	109	114	74	86	84	102	142	166	166	136	64.8
Food preparations.....	27	1,713	1,465	1,314	1,337	1,377	1,389	1,698	1,912	1,737	1,786	1,756	1,587	598	31.3
Males.....		1,325	1,185	1,054	1,105	1,097	1,082	1,366	1,400	1,375	1,423	1,372	1,255	369	25.9
Females.....		388	280	260	232	280	298	332	512	408	363	384	332	280	54.7
Oleomargarine.....	4	325	302	289	267	267	267	267	267	267	261	264	307	58	17.8
Males.....		247	240	229	215	213	215	207	211	212	210	227	238	40	16.2
Females.....		78	62	56	52	54	52	60	60	64	71	69	69	26	33.3
Slaughtering and meat packing.....	109	5,884	5,385	5,191	5,076	5,046	5,443	5,331	5,059	5,158	5,231	5,822	6,056	1,010	16.7
Males.....		5,411	5,017	4,898	4,751	4,719	5,047	4,981	4,721	4,804	4,852	5,557	5,557	838	15.1
Females.....		473	368	323	325	327	396	350	338	354	379	5,445	499	176	35.3
Sugar.....	8	747	200	254	316	348	420	548	585	610	1,004	1,634	1,645	1,445	87.8
Males.....		744	199	253	315	347	419	543	580	607	994	1,632	1,636	1,437	87.8
Females.....		3	1	1	1	1	1	5	5	3	10	12	9	11	11
Vinegar and cider.....	5	110	110	136	146	129	157	180	140	323	281	248	202	105	65.9
Males.....		81	74	76	82	93	107	130	130	170	179	167	125	58.7	58.7
Females.....		29	36	60	64	36	50	50	10	153	102	81	77	143	93.5
Iron and steel and their products.....	1,687	262,719	247,464	239,715	232,595	232,842	234,843	246,578	253,443	254,069	209,605	236,211	259,952	53,114	20.2
Males.....		253,878	239,703	232,080	225,243	225,542	227,639	239,062	245,632	246,234	201,848	228,180	251,846	52,030	20.5
Females.....		8,841	7,761	7,635	7,352	7,300	7,204	7,516	7,811	7,835	7,757	8,031	8,136	1,084	18.5
Blast-furnace products.....	33	18,711	16,729	16,102	16,165	15,258	15,321	15,344	14,803	15,034	10,525	13,847	15,001	8,186	43.7
Males.....		18,545	16,613	16,036	16,106	15,199	15,265	15,289	14,747	14,980	10,472	13,796	14,848	8,073	43.5
Females.....		166	116	66	69	59	59	55	56	54	53	51	53	115	69.3

PART 2.—GENERAL TABLE

Boilers and tanks.....	23	862	951	909	952	923	933	988	1,032	1,038	1,084	1,060	1,135	273	24.1
Males.....		861	950	908	951	922	932	987	1,031	1,037	1,083	1,059	1,134	273	24.1
Females.....		1	1	1	1	1	1	1	1	1	1	1	1		(1)
Bolts, nuts, washers, and rivets.....	30	5,833	5,413	5,265	5,497	5,194	5,146	5,377	5,735	5,747	4,491	5,299	5,669	1,342	23.0
Males.....		4,843	4,445	4,430	4,659	4,398	4,312	4,535	4,825	4,854	3,721	4,427	4,715	1,133	23.3
Females.....		990	868	835	838	796	834	842	910	893	770	872	954	220	22.2
Calculating machines, including cash registers, time clocks, and locks, gas and water meters.....	10	6,632	6,490	7,433	7,899	8,514	8,717	8,541	8,646	8,473	8,588	8,629	8,699	2,227	25.5
Males.....		5,648	5,525	6,513	7,003	7,823	7,638	7,778	7,638	7,661	7,736	7,751	7,849	2,324	29.6
Females.....		984	965	920	896	889	894	903	868	812	852	878	850	172	17.5
Cutlery and tools.....	87	6,632	6,356	6,272	5,955	6,122	6,041	6,015	6,183	6,300	6,483	6,831	7,148	1,193	16.7
Males.....		5,956	5,723	5,645	5,339	5,475	5,411	5,424	5,573	5,654	5,808	6,126	6,470	1,131	17.5
Females.....		676	633	627	616	647	630	591	610	646	675	705	678	114	16.2
Doors and shutters, iron and steel.....	7	381	405	410	387	382	392	423	461	481	503	510	532	151	28.4
Males.....		380	404	406	383	379	389	420	458	478	500	506	528	149	28.2
Females.....		1	1	4	4	3	3	3	3	3	3	4	4	3	(1)
Files.....	4	252	250	229	240	237	240	245	255	265	262	274	295	66	22.4
Males.....		217	220	206	215	210	213	218	223	232	229	240	256	50	19.5
Females.....		35	30	23	25	27	27	32	32	33	33	34	39	16	(1)
Forgings.....	34	8,699	8,599	8,549	8,453	8,268	8,170	8,070	8,638	8,070	7,481	7,671	8,163	1,218	14.0
Males.....		8,274	8,209	8,096	8,031	7,870	7,848	7,682	8,213	7,622	7,134	7,284	7,757	1,140	13.8
Females.....		425	390	453	422	398	322	388	425	448	347	387	406	131	28.9
Foundry and machine-shop products.....	1,151	113,666	105,889	103,930	100,971	100,077	101,306	105,340	108,239	108,956	113,559	116,367	119,430	19,353	16.2
Males.....		110,460	103,105	101,156	98,300	97,413	98,641	102,543	105,327	105,126	110,297	113,148	116,283	18,870	16.2
Females.....		3,206	2,784	2,774	2,671	2,664	2,665	2,797	2,912	2,970	3,262	3,219	3,147	588	18.3
Gas engines and tractors.....	25	2,141	2,027	2,033	1,797	1,611	1,625	2,061	2,374	2,186	2,261	2,007	2,079	863	36.4
Males.....		2,101	1,989	1,994	1,759	1,482	1,612	2,031	2,347	2,160	2,235	1,983	2,052	865	36.9
Females.....		40	38	39	38	29	13	30	27	26	26	24	27	27	(1)
Nails and spikes, cut, wrought, and wire.....	5	661	649	617	571	563	533	610	646	631	617	610	604	98	14.8
Males.....		536	515	500	486	474	492	503	532	527	505	503	506	62	11.6
Females.....		125	134	117	85	89	91	107	114	104	112	107	98	49	36.6
Pipe, wrought.....	5	1,192	1,222	1,136	1,101	1,075	1,086	1,232	1,291	1,321	1,339	1,298	1,355	230	20.7
Males.....		1,192	1,222	1,136	1,101	1,075	1,086	1,232	1,291	1,321	1,339	1,298	1,355	230	20.7
Pumps and windmills.....	25	2,785	2,755	2,741	2,518	2,234	2,244	2,300	2,272	2,438	2,460	2,393	2,643	551	19.8
Males.....		2,771	2,743	2,728	2,503	2,223	2,233	2,290	2,263	2,428	2,448	2,380	2,632	548	19.8
Females.....		14	12	13	15	11	11	10	9	10	12	13	11	6	(1)
Safes and vaults.....	15	2,470	2,382	2,401	2,453	2,409	2,443	2,466	2,550	2,655	2,741	2,845	2,900	518	17.9
Males.....		2,451	2,358	2,418	2,412	2,368	2,407	2,432	2,521	2,626	2,713	2,820	2,876	538	18.7
Females.....		39	44	43	41	41	36	34	29	29	28	25	24	20	(1)
Scales and balances.....	3	492	506	531	587	650	735	741	812	788	822	848	851	359	42.2
Males.....		448	461	491	531	604	684	688	760	740	774	803	803	355	44.2
Females.....		44	45	40	56	46	51	53	52	48	48	45	48	19	(1)
Screws, machine and wood.....	5	636	706	717	771	757	748	760	805	797	821	798	828	192	23.2
Males.....		404	439	433	484	491	479	482	534	540	492	499	523	136	25.2
Females.....		232	267	284	287	266	269	278	271	257	329	299	305	97	29.5
Sewing machines, cases, and attachments.....	4	3,046	2,520	2,351	2,194	2,201	2,209	2,194	2,273	2,475	2,549	2,532	2,472	922	30.3
Males.....		2,428	2,261	2,117	1,971	1,963	1,970	1,883	2,034	2,215	2,290	2,254	2,200	545	22.4
Females.....		618	259	234	223	238	239	241	239	260	259	278	263	395	63.9
Springs, steel, car and carriage.....	6	307	292	290	293	321	366	448	437	422	464	460	442	174	37.5
Males.....		256	239	233	240	258	298	368	363	360	402	398	380	169	42.0
Females.....		51	53	57	53	63	68	80	74	62	62	64	62	29	(1)

1 Not computed owing to small number represented.

TABLE A.—Fluctuation in employment in industries other than mining and quarrying in Ohio, 1914 to 1929, by occupation group, industry, and sex—Continued

1919: WAGE EARNERS—Continued

Industry and sex	Number of establishments reporting	Number employed on the 15th of each month												Variation from maximum		
		January	February	March	April	May	June	July	August	September	October	November	December	Number	Per cent	
Manufactures—Continued.																
Iron and steel and their products—Continued.																
Steel works and rolling mills.....	54	64,361	61,392	56,078	53,546	54,822	56,273	60,211	62,880	63,134	26,467	43,595	57,712	37,894	58.9	
Males.....		64,072	61,123	55,816	53,277	54,556	56,020	59,930	62,578	62,828	26,297	43,317	57,402	37,775	59.0	
Females.....		289	269	262	269	266	281	302	306	170	278	310	140	140	45.2	
Stoves and furnaces.....	87	9,034	9,208	8,846	8,909	8,981	9,263	9,296	10,297	10,547	10,939	11,416	11,263	2,570	22.5	
Males.....		8,617	8,788	8,422	8,514	8,614	8,868	8,895	9,847	10,080	10,470	10,920	10,770	2,498	22.9	
Females.....		417	420	424	395	367	395	401	450	467	469	496	493	129	26.0	
Tin plate and terneplate.....	10	4,684	3,972	3,954	2,932	3,859	2,934	5,538	5,910	5,747	2,464	2,298	4,664	3,612	61.1	
Males.....		4,544	3,847	3,823	2,870	3,755	2,858	5,398	5,714	5,579	2,400	2,238	4,533	3,476	60.8	
Females.....		140	125	131	62	104	76	140	196	168	64	60	131	136	69.4	
Wire.....	10	6,273	5,820	5,959	6,179	6,543	6,196	6,681	4,871	5,983	1,208	2,701	3,868	5,473	81.9	
Males.....		6,096	5,681	5,821	6,029	6,392	6,061	6,562	4,779	5,882	1,172	2,657	3,782	5,390	82.1	
Females.....		177	139	138	150	151	135	119	92	101	36	44	86	141	79.7	
Wirework, wire rope, and cable.....	36	690	675	617	643	624	645	589	600	601	589	607	589	101	14.6	
Males.....		564	557	518	546	538	552	494	509	510	494	505	479	85	15.1	
Females.....		126	118	99	97	86	93	95	91	91	105	102	110	40	31.7	
Iron and steel and their products, n. o. c.....	18	2,279	2,256	2,285	1,582	1,317	1,227	1,178	1,433	840	888	1,315	1,640	1,445	63.2	
Males.....		2,234	2,206	2,234	1,533	1,271	1,185	1,138	1,385	794	847	1,270	1,604	1,440	64.5	
Females.....		45	50	51	49	46	42	40	48	46	41	45	36	15	(1)	
Leather and leather products.....	156	16,878	17,210	16,772	16,508	16,980	17,334	17,864	18,076	17,841	18,923	19,282	19,808	3,300	16.7	
Males.....		10,522	10,814	10,723	10,678	10,886	11,113	11,460	11,547	11,418	11,722	11,895	12,259	1,737	14.2	
Females.....		6,356	6,396	6,049	5,830	6,094	6,221	6,404	6,529	6,423	7,201	7,387	7,549	1,719	22.3	
Boots, shoes, cut stock, and findings.....	64	14,078	14,371	14,008	13,730	14,094	14,381	14,781	14,886	14,688	15,379	15,772	16,322	2,592	15.9	
Males.....		8,066	8,287	8,247	8,167	8,289	8,474	8,730	8,763	8,701	8,685	8,884	9,269	1,203	13.0	
Females.....		6,012	6,084	5,761	5,563	5,805	5,907	6,051	6,123	5,987	6,694	6,888	7,053	1,490	21.1	
Leather, tanned, curried, and finished.....	25	1,408	1,462	1,452	1,465	1,546	1,577	1,622	1,657	1,532	1,825	1,792	1,761	417	22.3	
Males.....		1,375	1,433	1,423	1,437	1,519	1,543	1,587	1,624	1,501	1,774	1,745	1,716	399	22.5	
Females.....		33	29	29	28	27	34	35	33	31	51	47	45	24	(1)	
Saddlery and harness.....	26	634	622	561	526	536	522	542	537	542	565	551	540	112	17.7	
Males.....		585	575	524	507	510	498	511	503	514	538	520	511	87	14.9	
Females.....		49	47	37	19	26	24	31	34	28	27	31	29	30	(1)	
Trunks and valises.....	19	247	276	285	316	327	346	356	377	361	373	383	375	136	35.5	
Males.....		207	235	244	271	277	287	304	300	287	298	302	303	97	31.9	
Females.....		40	41	41	45	50	59	52	77	74	75	81	72	41	(1)	

PART 2.—GENERAL TABLE

Leather and leather products, n. o. c.	22	511	479	466	471	477	508	568	619	718	781	784	810	344	42.5
Males		289	284	285	296	291	311	328	357	415	427	444	460	176	38.3
Females		222	195	181	175	186	197	235	262	308	354	340	350	179	50.6
Liquors and beverages	167	4,528	4,405	4,414	4,452	4,079	5,282	5,284	5,051	4,584	4,331	3,824	3,558	1,726	32.7
Males		4,398	4,269	4,279	4,332	4,552	5,146	5,192	4,967	4,506	4,271	3,767	3,501	1,681	32.6
Females		130	136	135	120	127	136	92	84	78	60	57	57	79	(1)
Liquors, malt	28	1,333	1,290	1,303	1,245	1,299	1,215	1,133	1,081	965	899	791	720	613	46.0
Males		1,259	1,221	1,231	1,194	1,248	1,166	1,128	1,076	960	894	786	715	544	43.2
Females		74	75	72	51	51	49	5	5	5	5	5	5	70	(1)
Mineral waters and beverages	130	2,090	2,004	2,028	3,038	3,190	3,890	3,982	3,807	3,452	3,261	2,880	2,687	1,295	32.5
Males		2,958	2,867	2,884	2,989	3,147	3,828	3,918	3,747	3,396	3,218	2,838	2,645	1,273	32.5
Females		41	47	44	49	43	62	64	60	56	43	42	42	23	(1)
Liquors and beverages, n. o. c.	9	196	205	183	169	181	167	169	163	167	171	163	151	54	26.3
Males		181	191	164	149	157	152	146	144	150	159	143	141	50	26.2
Females		15	14	19	20	24	25	23	19	17	12	10	10	15	(1)
Lumber and its products	923	22,533	23,023	22,944	23,678	24,800	25,689	26,192	26,414	26,293	27,212	27,630	27,911	5,378	19.3
Males		20,818	21,316	21,403	21,268	23,327	24,205	24,607	24,814	24,621	25,448	25,822	26,071	5,253	20.1
Females		1,715	1,707	1,541	1,410	1,473	1,484	1,585	1,600	1,672	1,764	1,808	1,840	430	23.4
Baskets, wood, rattan, and willow	16	283	279	306	313	314	361	389	395	383	338	321	317	116	29.4
Males		195	184	193	209	209	230	247	252	235	227	218	217	68	27.0
Females		88	95	113	104	105	131	142	143	138	111	103	100	55	38.5
Boxes, cigars	15	307	324	323	319	316	316	313	309	331	327	347	350	43	12.3
Males		116	118	121	122	119	119	123	125	128	124	132	133	17	12.8
Females		191	206	202	197	197	197	190	184	203	203	215	217	33	15.2
Boxes and packing crates	38	1,438	1,430	1,391	1,332	1,358	1,441	1,459	1,327	1,366	1,354	1,424	1,436	132	9.0
Males		1,365	1,353	1,317	1,268	1,298	1,368	1,387	1,270	1,315	1,289	1,359	1,368	119	8.6
Females		73	77	74	64	65	73	72	57	51	65	65	68	26	(1)
Coffins and undertakers' goods	14	1,444	1,520	1,502	1,485	1,466	1,347	1,360	1,364	1,382	1,395	1,404	1,384	173	11.4
Males		1,106	1,159	1,192	1,186	1,181	1,093	1,106	1,116	1,124	1,142	1,159	1,135	96	8.3
Females		338	361	310	299	285	254	254	248	258	253	245	249	116	32.1
Cooperage and related goods	82	1,447	1,527	1,490	1,508	1,517	1,595	1,658	1,713	1,700	1,729	1,702	1,756	306	17.6
Males		1,395	1,475	1,440	1,458	1,465	1,540	1,595	1,658	1,632	1,659	1,632	1,689	294	17.4
Females		52	52	50	50	52	55	63	55	68	70	70	67	20	(1)
Furniture	146	6,816	6,986	7,128	6,309	7,854	8,094	8,225	8,258	8,181	8,606	8,793	9,054	2,745	30.3
Males		6,371	6,570	6,710	5,961	7,429	7,664	7,737	7,797	7,705	8,077	8,248	8,491	2,530	29.8
Females		445	416	410	348	425	430	488	461	476	529	545	563	215	38.2
Lasts	4	205	232	250	261	286	291	292	291	296	299	318	307	113	35.5
Males		196	219	238	247	265	273	274	274	281	283	296	286	100	33.8
Females		9	13	12	14	21	18	18	17	15	16	22	21	13	(1)
Looking-glass and picture frames	9	329	347	365	390	389	417	434	426	448	434	470	459	141	30.0
Males		279	295	308	327	329	357	368	345	346	354	391	394	115	29.2
Females		50	52	57	63	60	60	66	81	102	80	79	65	52	(1)
Matches	3	1,554	1,388	929	840	851	853	960	1,017	1,120	1,379	1,542	1,607	767	47.7
Males		1,201	1,046	712	660	694	702	784	807	898	1,099	1,253	1,308	648	49.5
Females		353	342	217	180	157	151	176	210	222	280	289	299	202	57.2
Saw-mill and planing-mill products	535	7,364	7,483	7,780	8,361	8,843	9,525	9,577	9,784	9,573	9,772	9,664	9,543	2,420	24.7
Males		7,288	7,431	7,727	8,319	8,790	9,462	9,517	9,724	9,515	9,707	9,586	9,450	2,436	25.1
Females		76	52	53	42	53	63	60	60	58	65	78	93	51	(1)
Show cases	10	149	182	178	188	197	207	203	223	215	239	234	238	90	37.7
Males		144	156	172	181	181	190	199	208	200	220	217	219	76	34.5
Females		5	6	6	7	7	7	8	15	15	19	17	19	14	(1)

¹ Not computed owing to small number represented.

TABLE A.—Fluctuation in employment in industries other than mining and quarrying in Ohio, 1914 to 1929, by occupation group, industry, and sex—Continued

1919: WAGE EARNERS—Continued

Industry and sex	Number of establishments reporting	Number employed on the 15th of each month												Variation from maximum	
		January	February	March	April	May	June	July	August	September	October	November	December	Number	Per cent
Manufactures—Continued.															
Lumber and its products—Continued.															
Wood bending, turning, carving.....	45	969	1,101	1,071	1,082	1,104	983	1,048	1,079	1,083	1,109	1,175	1,219	250	20.5
Males.....		935	1,067	1,035	1,041	1,059	939	1,001	1,011	1,018	1,087	1,096	1,141	206	18.1
Females.....		34	34	36	41	45	44	47	68	65	72	79	78	45	(1)
Wood preserving.....	4	193	208	194	253	277	231	231	189	186	192	197	202	91	32.9
Males.....		193	208	194	253	277	231	231	189	186	192	197	202	91	32.9
Lumber and its products, n. o. c.....	2	35	36	37	37	37	38	39	39	39	39	39	39	4	(1)
Males.....		34	35	36	36	36	37	38	38	38	38	38	38	4	(1)
Females.....		1	1	1	1	1	1	1	1	1	1	1	1		(1)
Metals and metal products, other than iron and steel															
Males.....	409	28,635	27,546	27,395	27,293	27,453	28,420	29,485	31,290	30,078	30,835	33,244	34,046	6,753	19.8
Females.....		22,134	21,163	21,090	21,138	21,360	22,186	23,133	24,915	23,684	24,340	26,478	27,490	6,400	23.3
Males.....		6,501	6,383	6,305	6,155	6,093	6,234	6,352	6,375	6,394	6,495	6,766	6,556	673	9.9
Brass, bronze, and aluminum products.....	103	5,584	5,457	5,693	5,643	5,797	5,756	6,679	7,335	6,976	7,542	7,858	8,032	2,575	32.1
Males.....		5,290	5,167	5,407	5,352	5,493	5,451	6,322	6,928	6,593	7,123	7,422	7,592	2,425	31.9
Females.....		294	290	286	291	304	305	357	407	383	419	436	440	154	35.0
Clocks, watches, and materials.....	8	1,016	1,033	1,065	1,031	1,070	1,123	1,127	1,133	1,112	1,118	1,127	1,138	122	10.7
Males.....		620	620	638	636	676	687	697	708	722	725	724	727	107	14.7
Females.....		396	413	427	395	394	439	430	425	390	393	403	411	49	11.2
Copper, tin, and sheet-iron products, including stamped and enameled ware															
Males.....	169	12,166	11,250	10,888	11,066	11,315	12,295	12,903	14,007	13,007	13,108	14,353	14,813	3,925	26.5
Females.....		10,231	9,438	9,061	9,208	9,381	10,225	10,780	11,788	10,805	10,923	12,083	12,700	3,639	28.7
Males.....		1,935	1,812	1,827	1,858	1,934	2,070	2,123	2,219	2,202	2,185	2,270	2,113	458	20.2
Electroplating.....	21	106	114	119	136	155	139	147	149	164	166	187	201	95	47.3
Males.....		102	111	116	132	151	135	145	146	162	163	183	190	88	46.3
Females.....		4	3	3	4	4	4	2	3	2	3	4	11	9	(1)
Galvanizing.....	3	194	164	203	139	150	135	103	89	83	83	89	84	120	59.1
Males.....		194	164	201	137	148	133	101	87	82	80	87	82	121	60.2
Females.....		2	2	2	2	2	2	2	2	1	3	2	2		(1)
Furniture (metal) and office fixtures															
Males.....	12	2,407	2,158	2,008	2,066	1,995	1,975	2,106	2,259	2,265	2,302	2,414	2,521	546	21.7
Females.....		1,902	1,734	1,674	1,745	1,687	1,700	1,826	1,992	2,024	2,029	2,141	2,256	258	25.8
Males.....		505	424	334	321	308	275	280	267	241	273	273	265	264	52.3
Gas and electric fixtures and lamps and reflectors															
Males.....	46	6,061	6,211	6,272	6,062	5,785	5,741	5,097	4,989	5,299	5,352	5,810	5,837	1,283	20.5
Females.....		2,885	2,968	3,041	2,976	2,836	2,811	2,191	2,195	2,368	2,371	2,740	2,810	500	28.0
Males.....		3,176	3,243	3,231	3,086	2,938	2,905	2,906	2,794	2,943	2,981	3,070	3,027	449	13.8

Jewelry, including reducing and refining	22	474	532	544	541	550	587	599	594	440	454	698	707	267	37.8
Males		353	400	417	420	422	445	448	435	311	326	491	505	194	38.4
Females		121	132	127	121	128	142	151	159	129	128	207	202	86	41.5
Silverware and plated ware	4	202	220	224	226	245	260	287	273	278	293	298	300	89	32.7
Males		163	181	184	183	198	214	242	233	234	249	252	255	92	36.1
Females		39	39	40	43	47	46	45	40	44	44	46	45	8	(1)
Smelting and refining, not from the ore	8	236	226	215	213	213	216	220	224	221	178	193	216	58	24.6
Males		222	213	201	201	199	200	203	205	206	162	178	202	60	27.0
Females		14	13	14	17	14	16	17	19	15	16	15	14	6	(1)
Metals and metal products, other than iron and steel, n. o. c.	13	189	181	164	165	178	190	217	238	233	239	217	197	75	31.4
Males		172	167	150	148	158	160	178	198	189	189	177	171	50	25.3
Females		17	14	14	17	20	30	39	40	44	50	40	26	36	(1)
Paper and printing	924	29,127	29,211	29,313	29,338	29,844	30,442	31,907	32,449	32,143	33,100	33,739	34,149	5,022	14.7
Males		21,522	21,635	21,744	21,788	22,187	22,728	23,850	24,347	24,015	24,711	24,799	25,366	3,844	15.2
Females		7,605	7,576	7,569	7,550	7,657	7,714	8,057	8,102	8,128	8,389	8,760	8,783	1,233	14.0
Bags, paper	8	593	559	533	518	560	604	618	605	652	614	650	692	174	25.1
Males		274	262	241	244	267	269	274	271	282	276	295	321	80	24.9
Females		319	297	292	274	293	335	344	337	370	338	355	371	97	26.1
Boxes, fancy and paper; drinking cups	64	3,362	3,375	3,290	3,180	3,096	3,209	3,539	3,603	3,544	3,696	3,878	3,831	782	20.2
Males		1,452	1,461	1,406	1,386	1,382	1,466	1,601	1,660	1,607	1,661	1,689	1,731	349	20.2
Females		1,910	1,914	1,884	1,794	1,714	1,743	1,938	1,943	1,937	2,035	2,189	2,100	475	21.7
Card cutting and designing	3	173	173	172	155	138	142	149	176	188	223	232	196	94	40.5
Males		75	75	76	72	69	71	79	83	88	91	85	77	22	(1)
Females		98	98	96	83	69	71	70	93	100	132	147	119	78	53.1
Envelopes	6	1,071	1,042	1,024	969	965	977	986	999	1,026	1,045	1,038	1,112	147	13.2
Males		413	403	403	381	393	387	386	389	398	406	400	407	32	7.7
Females		658	639	621	588	572	590	600	610	628	642	638	705	133	18.9
Labels and tags	9	786	789	793	809	828	822	827	831	831	833	844	829	85	6.9
Males		633	634	634	649	652	651	661	663	662	659	668	654	35	5.2
Females		153	155	159	160	176	171	166	168	169	174	176	176	23	13.1
Paper, including stationery	60	7,221	6,916	6,801	6,593	6,556	7,158	7,727	7,990	7,497	7,981	7,937	7,972	1,397	17.5
Males		6,241	6,012	5,902	5,709	5,924	6,222	6,747	6,983	6,550	6,963	6,893	6,925	1,274	18.2
Females		980	904	899	884	632	936	980	1,007	947	1,018	1,044	1,047	163	15.6
Photo-engraving	25	365	393	390	409	418	422	436	447	456	456	457	465	100	21.5
Males		363	391	397	407	415	419	433	443	452	451	453	460	97	21.1
Females		2	2	2	2	3	3	3	4	4	5	5	5	3	(1)
Printing and publishing	709	14,752	15,141	15,512	15,843	16,060	16,175	16,638	16,810	16,958	17,226	17,704	18,046	3,294	18.3
Males		11,374	11,686	11,975	12,198	12,307	12,458	12,807	12,999	13,111	13,297	13,618	13,907	2,533	18.2
Females		3,378	3,455	3,537	3,645	3,753	3,717	3,831	3,811	3,847	3,929	4,086	4,139	761	18.4
Stereotyping and electrotyping	19	418	438	453	484	489	507	566	536	547	562	547	573	155	27.1
Males		413	431	445	475	480	499	556	528	539	562	539	565	152	26.9
Females		5	7	8	9	9	8	10	8	8	7	8	8	5	(1)
Paper and printing, n. o. c.	21	266	385	366	378	414	396	421	449	444	454	452	493	88	19.4
Males		284	280	265	267	298	286	306	328	326	345	339	319	80	23.2
Females		102	105	101	111	116	110	115	121	118	109	113	114	20	16.5
Rubber products	108	53,535	56,180	56,810	58,682	61,789	63,918	67,814	72,148	72,461	75,206	77,336	80,528	26,993	33.5
Males		47,247	49,953	50,928	52,836	56,114	58,318	61,836	65,969	66,168	68,544	70,421	71,456	24,209	33.9
Females		6,288	6,227	5,882	5,846	5,675	5,600	5,928	6,179	6,293	6,662	6,915	9,072	3,472	38.3

¹ Not computed owing to small number represented.

TABLE A.—Fluctuation in employment in industries other than mining and quarrying in Ohio, 1914 to 1929, by occupation group, industry, and sex—Continued

1919: WAGE EARNERS—Continued

Industry and sex	Number of establishments reporting	Number employed on the 15th of each month												Variation from maximum	
		January	February	March	April	May	June	July	August	September	October	November	December	Number	Per cent
Manufactures—Continued.															
Rubber products—Continued.															
Druggists' sundries and toys, rubber.....	22	2,240	2,284	2,258	2,248	2,207	2,180	2,252	2,401	2,424	2,596	2,602	2,949	769	26.1
Males.....		1,448	1,439	1,479	1,429	1,405	1,390	1,415	1,550	1,587	1,703	1,707	2,001	611	30.5
Females.....		792	845	779	819	802	790	837	851	837	893	895	948	169	17.8
Tires and tubes.....	86	51,295	53,896	54,552	56,434	59,582	61,738	65,562	69,747	70,037	72,610	74,734	77,579	26,284	33.9
Males.....		45,799	48,514	49,449	51,407	54,709	56,928	60,471	64,419	64,581	66,841	68,714	69,465	23,656	34.1
Females.....		5,496	5,382	5,103	5,027	4,873	4,810	5,091	5,328	5,456	5,769	6,020	8,114	3,314	40.8
Stone, clay, and glass products.....	693	31,173	32,337	33,816	35,535	35,328	37,137	37,792	38,854	40,251	41,055	40,689	38,525	9,882	24.1
Males.....		26,142	27,205	28,566	30,279	30,530	31,828	32,767	33,566	34,813	35,389	34,864	32,786	9,247	26.1
Females.....		5,031	5,132	5,250	5,256	5,298	5,309	5,025	5,288	5,438	5,666	5,825	5,739	794	13.6
Brick and tile, clay.....	179	2,662	2,751	3,056	3,763	4,417	4,823	4,620	6,344	6,058	6,093	5,575	5,039	3,682	58.0
Males.....		2,661	2,750	3,055	3,762	4,415	4,827	4,619	6,343	6,057	6,092	5,574	5,038	3,682	58.0
Females.....		1	1	1	1	2	1	1	1	1	1	1	1	1	(1)
Cement.....	8	485	450	514	581	573	611	694	698	675	686	635	601	248	35.5
Males.....		484	449	513	580	572	610	693	697	674	685	634	600	248	35.6
Females.....		1	1	1	1	1	1	1	1	1	1	1	1	1	(1)
Concrete products.....	85	289	327	400	539	620	729	796	814	731	716	643	506	525	64.5
Males.....		289	327	400	539	619	728	795	813	730	715	643	506	524	64.5
Females.....		1	1	1	1	1	1	1	1	1	1	1	1	1	(1)
Crucibles.....	4	377	354	340	349	334	325	301	262	275	269	275	287	115	30.5
Males.....		373	350	336	345	330	321	298	259	272	267	273	285	114	30.6
Females.....		4	4	4	4	4	4	3	3	3	2	2	2	2	(1)
Emery wheels and other abrasives, including sand and emery cloth.....	4	207	182	177	175	168	172	175	177	189	191	214	234	66	28.2
Males.....		206	181	176	174	167	171	174	176	188	190	213	233	66	28.3
Females.....		1	1	1	1	1	1	1	1	1	1	1	1	1	(1)
Glass.....	55	8,775	9,930	10,352	10,449	9,432	9,962	8,488	9,658	10,830	11,319	11,845	10,951	3,357	28.3
Males.....		7,189	8,270	8,595	8,705	7,740	8,228	7,154	8,127	9,196	9,527	9,915	9,078	2,761	27.8
Females.....		1,586	1,660	1,757	1,744	1,692	1,734	1,334	1,531	1,634	1,792	1,930	1,873	596	30.9
Glass cutting and ornamenting.....	12	177	198	194	202	202	232	212	259	260	248	254	270	93	34.4
Males.....		146	157	155	156	150	176	167	204	198	191	185	190	58	28.4
Females.....		31	39	39	46	52	56	45	55	62	57	69	80	49	(1)
Marble and stone work; stone yards.....	88	500	466	491	573	596	639	660	669	658	661	649	622	203	30.3
Males.....		500	466	491	573	596	639	660	665	653	658	647	621	199	29.9
Females.....									4	5	3	2	1	4	(1)

Mirrors.....	10	101	104	106	117	126	147	144	166	234	219	229	243	142	58.4
Males.....		94	93	95	103	112	132	133	153	217	204	212	222	129	58.1
Females.....		7	11	11	14	14	15	11	13	17	15	17	21	10	(¹)
Pottery, terra-cotta and fire-clay products.....	190	16,774	16,740	17,279	17,727	18,264	18,408	18,684	18,561	19,047	19,338	19,087	18,607	2,598	13.4
Males.....		13,377	13,328	13,845	14,284	14,736	14,885	15,060	14,887	15,341	15,553	15,291	14,849	2,225	14.3
Females.....		3,397	3,412	3,434	3,443	3,528	3,523	3,624	3,674	3,706	3,785	3,796	3,758	399	10.5
Stone and clay, crushing and grinding.....	36	302	271	294	321	355	350	304	402	390	376	351	323	131	32.6
Males.....		300	269	293	320	354	348	392	400	388	374	349	322	132	33.0
Females.....		2	2	1	1	1	2	2	2	2	2	2	1	1	(¹)
Wall plaster, including hydrated lime.....	15	379	416	456	550	566	579	635	663	711	750	736	651	371	49.5
Males.....		378	415	455	549	564	578	633	661	706	744	732	651	366	49.2
Females.....		1	1	1	1	2	1	2	2	5	6	4	5	5	(¹)
Stone, clay, and glass products, n. o. c.....	7	145	150	157	189	175	185	189	181	193	189	196	191	51	26.0
Males.....		145	150	157	189	175	185	189	181	193	189	196	191	51	26.0
Textiles.....	767	37,220	37,010	36,990	36,305	36,360	37,615	39,956	41,650	41,876	42,257	42,151	42,978	6,673	15.5
Males.....		12,601	12,507	12,671	12,315	12,316	12,864	13,507	14,166	14,284	14,381	14,336	14,566	2,251	15.5
Females.....		24,619	24,503	24,319	23,990	24,044	24,751	26,449	27,484	27,592	27,876	27,815	28,412	4,422	15.6
Awnings, tents, and sails, including auto fabrics.....	35	1,450	1,663	1,676	1,757	1,889	1,964	2,055	2,012	1,857	1,899	1,930	1,903	605	29.4
Males.....		629	614	622	702	796	834	787	722	704	735	764	741	220	26.4
Females.....		821	1,049	1,054	1,055	1,093	1,130	1,268	1,290	1,153	1,164	1,166	1,162	469	36.4
Bags, other than paper.....	10	125	122	114	140	146	150	184	216	234	242	255	254	141	55.3
Males.....		46	42	41	45	49	49	59	65	66	65	67	67	26	(¹)
Females.....		79	80	73	95	97	101	125	151	168	177	188	187	115	61.2
Clothing, men's, including shirts and coat pads.....	168	8,668	8,730	8,680	8,549	8,762	9,089	9,419	9,769	10,002	10,460	10,837	11,001	2,452	22.3
Males.....		2,499	2,540	2,585	2,508	2,560	2,827	2,827	2,952	3,035	3,133	3,196	3,245	746	23.0
Females.....		6,169	6,190	6,095	6,041	6,202	6,364	6,592	6,817	6,967	7,327	7,641	7,756	1,715	22.1
Clothing, women's, including corsets.....	128	7,739	8,104	8,122	7,999	7,382	7,935	8,547	9,007	8,971	8,318	7,790	7,979	1,625	18.0
Males.....		2,382	2,505	2,562	2,470	2,147	2,368	2,613	2,759	2,806	2,656	2,425	2,447	659	23.5
Females.....		5,357	5,599	5,560	5,529	5,235	5,567	5,934	6,248	6,165	5,662	5,365	5,532	1,013	16.2
Cordage, twine, jute, and linen goods.....	8	1,362	1,065	1,060	839	880	758	790	881	919	884	894	970	604	44.3
Males.....		1,021	853	845	640	665	572	597	706	740	689	701	770	449	44.0
Females.....		341	212	215	199	215	186	193	175	179	195	193	200	166	48.7
Cotton goods and small wares.....	4	249	192	194	194	159	195	207	206	209	216	219	207	90	36.1
Males.....		82	77	81	76	79	81	77	74	73	75	83	83	10	(¹)
Females.....		167	115	113	118	80	114	130	132	136	141	136	124	87	52.1
Custom tailoring, men's and women's.....	165	1,515	1,526	1,572	1,543	1,544	1,573	1,538	1,454	1,619	1,753	1,752	1,747	299	17.1
Males.....		692	717	763	740	737	748	723	745	800	826	827	814	135	16.3
Females.....		823	809	809	803	807	825	815	709	819	927	925	933	224	24.0
Flags, banners, and regalia.....	12	890	906	960	980	1,006	1,047	1,047	1,080	974	1,011	1,011	1,043	157	15.0
Males.....		368	375	390	387	400	419	433	426	404	414	414	412	65	15.0
Females.....		522	531	570	593	606	628	614	604	570	597	620	631	109	17.3
Furnishing goods, men's.....	19	485	486	484	500	504	517	539	578	580	630	610	616	146	23.2
Males.....		73	74	75	76	78	83	83	91	90	90	88	97	24	(¹)
Females.....		412	412	409	424	426	441	456	487	490	540	522	519	131	24.3
Gloves, cloth.....	33	2,616	2,469	2,281	2,146	1,866	1,851	2,029	2,113	2,125	2,186	2,166	2,285	765	29.2
Males.....		328	308	284	279	260	272	322	312	316	323	330	346	86	24.9
Females.....		2,288	2,161	1,997	1,867	1,606	1,579	1,707	1,801	1,809	1,863	1,836	1,939	709	31.0

¹ Not computed owing to small number represented.

TABLE A.—Fluctuation in employment in industries other than mining and quarrying in Ohio, 1914 to 1929, by occupation group, industry, and sex—Continued

1919: WAGE EARNERS—Continued

Industry and sex	Number of establishments reporting	Number employed on the 15th of each month												Variation from maximum	
		January	February	March	April	May	June	July	August	September	October	November	December	Number	Per cent
Manufactures—Continued.															
Textiles—Continued.															
Hats and caps, other than felt, straw, or wool.....	21	387	381	384	279	375	409	396	430	447	454	476	483	204	42.2
Males.....		154	151	155	140	169	166	168	174	178	171	177	184	44	23.9
Females.....		233	230	229	139	206	243	228	256	269	283	299	299	160	53.5
Horse clothing.....	3	420	396	363	357	349	386	400	412	422	434	484	520	171	32.9
Males.....		195	181	168	165	164	175	170	175	185	196	219	241	77	32.0
Females.....		225	215	195	192	185	211	230	237	237	238	265	279	94	33.7
Hosiery and knit goods.....	32	3,928	3,629	3,756	3,790	4,027	4,228	4,548	4,856	4,879	5,059	5,136	5,165	1,536	29.7
Males.....		840	827	814	854	873	881	931	1,018	997	1,028	1,031	1,037	223	21.5
Females.....		3,088	2,802	2,942	2,936	3,154	3,347	3,617	3,838	3,882	4,031	4,105	4,128	1,326	32.1
Mattresses, pillows, and cotton felts.....	32	872	885	895	932	957	1,027	1,070	1,114	1,105	1,108	1,100	1,113	242	21.7
Males.....		591	601	611	633	653	691	693	731	735	744	737	762	171	22.4
Females.....		281	284	284	299	304	336	377	383	370	364	363	351	102	26.6
Millinery and lace goods, including artificial flowers and feathers.....	35	1,362	1,586	1,497	1,376	1,298	1,134	1,466	1,669	1,625	1,443	1,250	1,431	535	32.1
Males.....		330	356	366	359	358	353	390	412	375	388	340	358	82	19.9
Females.....		1,032	1,230	1,131	1,017	940	781	1,076	1,257	1,250	1,055	910	1,073	476	37.9
Oilcloth and linoleum.....	3	296	283	262	257	285	323	338	356	352	344	334	353	99	27.8
Males.....		266	254	233	226	255	292	306	326	315	307	299	314	100	30.7
Females.....		30	29	29	31	30	31	32	30	37	37	35	39	10	(1)
Shoddy.....	3	542	509	503	550	594	557	529	532	538	550	548	554	91	15.3
Males.....		368	344	354	356	393	365	343	350	347	351	353	364	50	12.7
Females.....		174	165	149	194	201	192	186	182	191	199	195	190	52	25.9
Woolen, worsted, and wool-felt goods, including fur and felt hats.....	19	3,362	3,136	3,210	3,198	3,419	3,464	3,591	3,614	3,644	3,672	3,698	3,712	576	15.5
Males.....		1,242	1,212	1,211	1,200	1,229	1,266	1,283	1,300	1,288	1,316	1,346	1,328	146	10.8
Females.....		2,120	1,924	1,999	1,998	2,190	2,198	2,308	2,314	2,356	2,356	2,352	2,384	460	19.3
Textiles, n. o. c.....	37	952	942	977	919	918	1,008	1,263	1,401	1,444	1,594	1,638	1,642	724	44.1
Males.....		495	476	511	459	451	531	702	823	830	874	939	956	505	52.8
Females.....		457	466	466	460	467	477	561	573	614	720	699	686	260	36.1
Tobacco manufactures.....	249	12,840	13,216	13,131	12,865	12,657	12,728	12,815	12,933	12,797	13,543	14,177	14,828	2,171	14.6
Males.....		3,132	3,180	3,205	3,112	3,110	3,285	3,328	3,415	3,375	3,628	3,800	4,008	898	22.4
Females.....		9,708	10,036	9,926	9,753	9,547	9,443	9,487	9,518	9,422	9,915	10,377	10,820	1,398	12.9
Chewing and smoking tobacco and snuff.....	7	1,335	1,541	1,609	1,549	1,494	1,513	1,592	1,603	1,615	1,654	1,745	1,662	410	23.5
Males.....		568	632	674	677	657	703	720	717	723	748	776	722	208	26.8
Females.....		767	909	935	872	837	810	872	886	892	906	969	940	202	20.8

Cigars and cigarettes.....	165	9,850	10,021	9,920	9,766	9,602	9,583	9,473	9,559	9,485	9,994	10,289	10,756	1,283	11.9
Males.....		1,979	1,990	2,014	1,952	1,955	2,000	2,006	2,063	2,080	2,162	2,219	2,309	357	15.5
Females.....		7,871	8,031	7,906	7,814	7,647	7,583	7,467	7,496	7,405	7,832	8,070	8,447	992	11.7
Tobacco rehandlers.....	77	1,655	1,664	1,602	1,550	1,561	1,632	1,750	1,771	1,697	1,895	2,143	2,410	860	35.7
Males.....		585	558	517	498	483	582	602	635	622	718	805	977	494	50.6
Females.....		1,070	1,096	1,085	1,057	1,063	1,050	1,148	1,136	1,075	1,177	1,338	1,433	383	26.0
Vehicles.....	390	67,926	68,115	70,340	71,621	62,418	66,401	72,155	74,426	76,501	79,132	79,033	80,007	17,589	22.7
Males.....		64,800	65,018	67,181	68,510	59,836	63,628	69,316	71,068	72,928	75,404	75,015	76,022	16,186	21.3
Females.....		3,126	3,097	3,159	3,111	2,582	2,773	2,839	3,328	3,573	3,728	4,018	3,985	1,436	35.7
Airplanes and parts.....	3	372	318	374	510	517	467	413	414	336	361	406	526	208	39.5
Males.....		361	306	364	497	502	450	399	401	323	347	389	511	205	40.1
Females.....		11	12	10	13	15	17	14	13	13	14	17	15	6	(1)
Automobiles and parts.....	201	46,735	46,413	47,945	49,132	39,925	43,728	49,882	52,679	55,508	58,959	60,414	62,819	22,894	36.4
Males.....		44,007	43,730	45,186	46,415	37,773	41,397	47,471	49,783	52,390	55,690	56,862	59,289	21,516	36.3
Females.....		2,728	2,683	2,759	2,717	2,152	2,331	2,411	2,896	3,118	3,269	3,552	3,530	1,400	39.4
Bicycles, motor cycles, and parts.....	8	873	932	950	979	1,002	977	943	983	1,064	1,173	1,210	1,258	385	30.6
Males.....		770	828	844	870	889	869	847	875	934	1,023	1,056	1,106	336	30.4
Females.....		103	104	106	109	113	108	96	108	130	150	154	152	51	33.1
Carriages and sleds, children's.....	4	1,395	1,442	1,468	1,352	1,447	1,501	1,494	1,490	1,482	1,467	1,493	1,475	149	9.9
Males.....		1,237	1,269	1,296	1,188	1,273	1,330	1,325	1,324	1,310	1,297	1,325	1,313	142	10.7
Females.....		158	173	172	164	174	171	169	166	172	170	168	162	16	9.2
Carriages, wagons, and materials, including repairing.....	135	3,735	3,932	4,014	4,187	4,220	4,362	4,352	4,205	4,250	4,239	4,378	4,525	740	16.4
Males.....		3,714	3,854	3,940	4,113	4,129	4,254	4,240	4,096	4,143	4,277	4,421	4,421	707	16.0
Females.....		71	78	74	74	91	108	112	109	107	100	101	104	41	36.6
Cars, steam and street railroad, not including operations of railroad companies.....	13	3,660	3,213	3,160	3,025	2,779	2,805	2,971	3,074	3,208	3,458	3,515	3,724	945	25.4
Males.....		3,624	3,184	3,142	3,008	2,761	2,787	2,950	3,056	3,194	3,449	3,506	3,716	955	25.7
Females.....		36	29	18	17	18	18	21	18	9	9	9	8	28	(1)
Ship and boat building.....	24	11,064	11,823	12,363	12,398	12,479	12,513	12,052	11,526	10,602	9,420	7,563	5,620	6,893	55.1
Males.....		11,045	11,805	12,363	12,381	12,490	12,493	12,036	11,508	10,583	9,404	7,546	5,606	6,887	55.1
Females.....		19	18	20	17	19	20	16	18	19	16	17	14	6	(1)
Vehicles, n. o. c.....	2	42	42	46	38	49	48	48	55	51	55	54	60	22	(1)
Males.....		42	46	38	38	49	48	48	55	51	55	54	60	22	(1)
Miscellaneous manufactures.....	694	47,790	45,918	46,782	46,502	44,810	47,174	50,181	52,435	52,536	53,355	54,716	56,135	11,325	20.2
Males.....		37,906	37,110	37,832	37,915	36,804	38,500	41,087	42,714	42,683	43,135	44,215	45,623	8,759	19.2
Females.....		9,884	8,808	8,950	8,587	7,946	8,674	9,094	9,721	9,853	10,220	10,501	10,512	2,566	24.4
Agricultural implements.....	45	5,537	5,488	5,625	5,479	5,063	5,054	4,867	5,170	5,242	5,223	5,241	5,480	758	13.5
Males.....		5,462	5,422	5,566	5,429	5,009	5,020	4,826	5,125	5,125	5,165	5,175	5,417	740	13.3
Females.....		75	66	59	50	43	45	41	45	50	58	66	63	84	(1)
Brooms and mops.....	24	263	258	267	265	259	258	272	268	262	279	279	286	29	10.1
Males.....		213	207	210	217	212	210	219	217	210	225	227	240	33	13.8
Females.....		50	51	47	48	47	48	53	51	52	54	52	46	8	(1)
Brushes.....	9	403	434	417	391	386	421	423	442	451	431	436	450	65	14.4
Males.....		281	303	296	284	277	301	306	316	315	306	298	308	39	12.3
Females.....		122	131	121	107	109	120	117	126	136	125	138	142	35	24.6
Coke.....	5	1,807	1,341	1,281	1,275	1,209	1,182	1,219	1,003	1,111	761	881	953	1,046	57.9
Males.....		1,787	1,287	1,271	1,271	1,205	1,130	1,216	1,001	1,108	758	878	981	1,029	57.6
Females.....		20	4	4	4	4	4	3	2	3	3	3	2	18	(1)

1 Not computed owing to small number represented.

TABLE A.—Fluctuation in employment in industries other than mining and quarrying in Ohio, 1914 to 1929, by occupation group, industry, and sex—Continued

1919: WAGE EARNERS—Continued

Industry and sex	Number of establishments reporting	Number employed on the 15th of each month											Variation from maximum		
		January	February	March	April	May	June	July	August	September	October	November	December	Number	Per cent
Manufactures—Continued.															
Dairymen's, poultryers', and apiarists' supplies.....															
	4	326	341	346	319	306	325	362	390	399	400	401	432	126	29.2
Males.....		277	291	305	278	263	282	314	342	346	350	348	377	114	30.2
Females.....		49	50	41	41	43	43	48	48	53	50	53	55	14	(1)
Dentists' supplies.....															
	11	674	677	705	690	734	740	859	805	791	793	800	810	135	21.5
Males.....		342	358	344	347	366	377	499	469	469	473	474	477	161	32.3
Females.....		332	359	361	343	368	363	360	336	322	320	326	333	48	13.0
Electrical machinery, apparatus, and supplies.....															
	121	20,467	20,023	20,264	20,054	18,202	18,942	20,886	22,385	22,858	24,064	25,222	26,360	8,188	30.9
Males.....		16,383	16,025	16,267	16,088	14,945	15,167	16,768	17,856	18,104	19,110	20,094	21,166	6,221	29.4
Females.....		4,084	3,998	3,997	3,966	3,257	3,775	4,118	4,529	4,754	4,954	5,128	5,194	1,937	37.3
Enameling and japanning.....															
	6	116	140	159	163	176	183	200	205	207	222	251	239	135	53.8
Males.....		93	107	125	129	146	147	161	159	162	168	192	175	99	51.6
Females.....		23	33	34	34	30	36	39	46	45	54	59	64	41	(1)
Fancy articles.....															
	3	489	403	392	400	413	459	481	514	529	599	609	630	238	37.8
Males.....		266	239	234	241	260	283	294	326	331	341	361	371	137	36.9
Females.....		223	164	158	159	153	176	187	188	198	228	248	259	106	40.9
Fire extinguishers, chemical.....															
	5	524	395	472	332	334	314	372	420	408	362	356	371	210	40.1
Males.....		420	359	389	306	293	274	319	361	347	321	321	334	146	34.8
Females.....		104	36	83	26	41	40	53	59	61	41	35	37	78	75.0
Ice, manufactured.....															
	100	1,243	1,243	1,434	1,855	2,167	3,261	3,447	3,398	2,905	2,331	1,897	1,537	2,204	63.9
Males.....		1,239	1,239	1,429	1,850	2,161	3,255	3,441	3,392	2,899	2,377	1,893	1,533	2,202	64.0
Females.....		4	4	5	5	6	6	6	6	6	4	4	4	2	(1)
Instruments, professional and scientific.....															
	13	257	264	270	272	312	329	344	343	355	322	324	322	98	27.6
Males.....		202	198	204	196	215	231	245	237	248	222	227	222	52	21.0
Females.....		55	66	66	72	78	97	99	106	107	100	97	100	52	48.6
Models and patterns, other than paper.....															
	75	733	771	777	818	914	961	1,079	1,174	1,167	1,180	1,243	1,300	567	43.6
Males.....		726	763	769	810	906	953	1,070	1,167	1,160	1,172	1,233	1,291	566	43.8
Females.....		7	8	8	8	8	8	9	7	7	10	9	9	2	(1)
Munitions.....															
	8	4,313	3,011	2,994	2,430	2,229	2,136	2,017	2,104	1,916	1,889	1,971	2,048	2,424	56.2
Males.....		2,566	2,169	2,176	1,875	1,753	1,605	1,560	1,621	1,509	1,540	1,615	1,635	1,057	41.2
Females.....		1,747	842	818	555	476	531	457	483	407	349	356	413	1,398	80.0
Musical instruments and materials, other than pianos and organs.....															
	17	1,023	1,118	1,219	1,333	1,398	1,550	1,716	1,734	1,730	1,850	1,986	2,048	1,025	50.0
Males.....		907	998	1,084	1,189	1,242	1,385	1,520	1,526	1,524	1,623	1,725	1,781	874	49.1
Females.....		116	120	135	144	156	165	196	208	206	227	261	267	151	56.6

Optical goods.....	29	379	397	408	414	401	427	448	455	461	466	469	456	90	19.2
Males.....		293	313	323	327	314	328	344	351	351	350	346	341	58	16.5
Females.....		86	84	85	87	87	99	104	104	110	116	123	115	39	31.7
Pens, fountain, stylographic, and gold.....	3	268	266	258	256	249	265	273	318	306	318	310	314	69	21.7
Males.....		158	159	149	146	149	161	165	175	171	172	182	175	36	19.8
Females.....		110	107	109	110	100	104	108	143	135	146	128	139	46	31.5
Pianos, organs, and materials.....	21	2,067	2,194	2,170	2,236	2,299	2,422	2,578	2,645	2,698	2,810	2,874	3,037	970	31.9
Males.....		1,773	1,897	1,874	1,944	2,011	2,108	2,261	2,316	2,374	2,454	2,515	2,669	896	33.6
Females.....		294	297	296	292	314	317	329	324	326	356	359	368	80	21.7
Roofing materials.....	4	839	848	865	840	857	860	876	872	885	880	896	891	57	6.4
Males.....		815	825	840	818	831	837	851	848	858	867	873	866	58	6.6
Females.....		24	23	25	22	26	23	25	24	27	22	23	25		(1)
Signs and advertising novelties.....	39	1,453	1,501	1,565	1,615	1,667	1,771	1,906	2,062	2,093	2,151	2,166	2,137	713	32.9
Males.....		832	940	961	979	1,019	1,056	1,139	1,204	1,254	1,229	1,240	1,251	422	33.7
Females.....		621	561	604	636	648	715	767	858	839	922	926	886	365	39.4
Sporting and athletic goods.....	9	794	833	829	841	879	809	815	884	889	918	908	960	166	17.3
Males.....		536	552	553	559	592	555	562	609	620	644	653	697	161	23.1
Females.....		258	281	276	282	287	254	253	275	269	274	255	263	34	11.8
Stationery.....	14	597	603	616	617	638	666	674	682	696	709	738	724	141	19.1
Males.....		425	427	441	447	464	483	488	490	506	527	537	525	112	20.9
Females.....		172	176	175	170	174	183	186	192	190	182	201	199	31	15.4
Toys and games.....	26	1,410	1,511	1,589	1,676	1,740	1,815	1,901	1,879	1,863	1,933	1,999	1,830	589	29.5
Males.....		693	757	807	876	899	943	1,026	1,034	1,005	1,059	1,114	1,048	421	37.8
Females.....		717	754	782	800	841	872	875	845	858	874	885	782	168	19.0
Umbrellas and canes.....	8	193	207	193	208	231	228	250	241	219	230	250	236	57	22.3
Males.....		61	67	60	66	65	72	83	77	74	80	84	83	24	(1)
Females.....		132	140	133	142	166	156	167	164	145	159	166	153	35	21.0
Washing machines and clothes wringers.....	15	295	324	336	354	370	388	431	468	517	536	528	555	260	46.3
Males.....		290	319	330	348	366	385	427	464	514	533	525	552	262	47.5
Females.....		5	5	6	6	4	3	4	4	3	3	3	3		(1)
Miscellaneous manufactures, n. o. c.....	80	1,320	1,327	1,325	1,369	1,377	1,461	1,485	1,574	1,578	1,660	1,681	1,699	379	22.3
Males.....		867	859	859	895	890	963	983	1,031	1,032	1,069	1,085	1,108	249	22.5
Females.....		453	468	466	474	487	498	502	543	546	591	596	581	143	24.0
Service.....	2,563	37,555	37,862	38,475	39,629	40,772	41,498	41,247	41,579	40,814	41,187	40,764	40,715	4,024	9.7
Males.....		22,180	22,412	22,892	23,891	24,764	25,160	24,918	25,232	24,794	24,937	24,799	25,856	3,052	12.1
Females.....		15,375	15,450	15,583	15,738	16,008	16,338	16,329	16,347	16,020	16,250	15,965	15,859	972	5.9
Advertising.....	38	354	356	400	420	442	456	457	442	428	443	427	430	103	22.5
Males.....		340	343	382	407	432	446	449	432	416	430	415	422	109	24.3
Females.....		14	13	18	13	10	10	8	10	12	13	12	8		(1)
Banks.....	192	398	400	405	406	408	413	404	419	422	431	422	418	33	7.7
Males.....		265	268	270	271	274	279	272	282	283	293	288	283	28	9.6
Females.....		133	132	135	135	134	134	132	137	139	138	134	135	7	5.0
Barbers.....	24	199	201	206	212	212	215	221	220	221	225	220	219	26	11.6
Males.....		165	169	172	176	177	178	181	180	182	181	179	177	17	9.3
Females.....		34	32	34	36	35	37	40	40	39	44	41	42		(1)
Bowling alleys and parks.....	59	466	469	523	508	1,250	1,475	1,518	1,569	838	498	492	496	1,103	70.3
Males.....		410	411	472	722	1,046	1,196	1,212	1,272	707	443	432	438	862	67.8
Females.....		56	58	51	86	204	279	306	297	131	55	60	58	255	83.3

1 Not computed owing to small number; represented.

TABLE A.—Fluctuation in employment in industries other than mining and quarrying in Ohio 1914 to 1929, by occupation group, industry, and sex—Continued

1919: WAGE EARNERS—Continued

Industry and sex	Number of establishments reporting	Number employed on the 15th of each month												Variation from maximum	
		January	February	March	April	May	June	July	August	September	October	November	December	Number	Per cent
Service—Continued.															
Garages.....	576	4,624	4,812	4,927	5,317	5,538	5,790	5,693	5,752	5,755	6,004	6,057	6,242	1,618	25.9
Males.....		4,600	4,790	4,909	5,284	5,506	5,758	5,661	5,722	5,723	5,968	6,022	6,205	1,605	25.9
Females.....		24	22	18	33	32	32	32	30	32	36	35	37	19	(¹)
Hospitals.....	37	739	739	748	758	767	777	789	769	772	790	777	766	51	6.5
Males.....		165	155	178	186	176	177	179	171	172	171	172	165	31	16.7
Females.....		574	584	570	572	591	600	610	598	600	619	605	601	49	7.9
Hotels.....	330	10,258	10,249	10,290	10,529	10,806	11,330	11,187	11,287	10,744	10,736	10,484	10,497	1,081	9.5
Males.....		5,885	5,901	5,932	6,104	6,326	6,538	6,427	6,448	6,212	6,190	6,058	6,030	653	9.9
Females.....		4,373	4,348	4,358	4,425	4,480	4,792	4,760	4,839	4,532	4,546	4,426	4,467	491	10.1
Laundries and dry cleaners.....	281	7,570	7,579	7,758	7,947	7,864	7,883	7,992	7,854	7,851	8,026	7,934	7,782	456	5.7
Males.....		2,584	2,593	2,677	2,809	2,774	2,841	2,840	2,843	2,851	2,892	2,870	2,828	308	10.7
Females.....		4,986	4,986	5,081	5,138	5,090	5,042	5,152	5,011	5,000	5,134	5,055	4,954	166	3.2
Office buildings, including window cleaning.....	217	2,002	2,023	2,023	1,989	1,982	1,944	2,010	1,993	1,984	2,041	2,059	2,053	115	5.6
Males.....		1,941	1,962	1,962	1,928	1,921	1,882	1,949	1,932	1,924	1,980	1,998	1,991	116	5.8
Females.....		61	61	61	61	61	62	61	61	60	61	61	62	2	(¹)
Photographers.....	32	234	238	251	256	255	263	252	263	272	260	251	274	42	15.2
Males.....		127	133	146	151	152	156	157	154	158	158	153	167	40	23.9
Females.....		107	105	105	105	103	120	106	106	114	102	98	107	22	18.3
Restaurants.....	406	5,414	5,439	5,476	5,471	5,821	6,021	5,990	6,056	6,192	6,200	6,145	6,093	786	12.7
Males.....		2,711	2,701	2,718	2,701	2,865	2,961	2,988	3,026	3,111	3,090	3,099	3,074	410	13.2
Females.....		2,703	2,738	2,758	2,770	2,956	3,060	3,002	3,030	3,081	3,110	3,046	3,019	407	13.1
Saloons.....	78	422	424	421	386	378	221	193	185	160	156	143	141	283	66.7
Males.....		365	366	367	336	326	187	161	155	136	132	119	117	250	68.1
Females.....		57	58	54	50	52	34	32	30	24	24	24	24	34	(¹)
Schools and colleges.....	26	488	485	496	487	477	437	339	325	397	445	451	451	171	34.5
Males.....		275	270	280	279	274	254	223	226	242	243	245	250	57	20.4
Females.....		213	215	216	208	203	183	116	99	155	202	206	201	117	54.2
Theaters.....	154	2,380	2,395	2,457	2,449	2,311	2,003	1,896	2,133	2,467	2,593	2,628	2,644	743	28.3
Males.....		1,694	1,708	1,759	1,739	1,641	1,395	1,319	1,477	1,765	1,869	1,879	1,896	579	30.5
Females.....		686	687	698	710	670	608	577	656	702	724	749	746	172	23.0
Service, n. o. c.....	113	698	688	715	846	925	963	950	961	962	951	917	867	275	28.6
Males.....		653	642	668	798	874	912	900	912	912	897	861	811	270	29.6
Females.....		45	46	47	48	51	51	50	49	50	54	56	56	11	(¹)
Trade.															
Males.....	5,657	42,099	41,812	42,688	44,117	44,705	45,874	46,553	47,103	47,707	48,225	48,809	49,359	7,542	15.3
Females.....		33,007	32,711	33,337	34,327	35,128	36,512	37,214	37,833	37,924	38,263	38,572	38,824	6,118	15.8
Offices.....	594	9,092	9,101	9,351	9,790	9,577	9,362	9,339	9,270	9,783	9,962	10,237	10,525	1,433	13.6
Males.....		1,897	1,923	1,966	2,038	1,904	1,865	1,859	1,875	1,882	1,888	1,891	1,941	179	8.8
Females.....		1,830	1,887	1,839	1,878	1,833	1,808	1,804	1,815	1,820	1,819	1,829	1,875	74	3.9
Males.....		67	86	127	160	71	57	55	60	62	69	62	66	105	65.6

Retail delivery, milk, ice, and water	64	725	745	771	802	842	986	1,024	1,030	979	920	849	830	305	29.6
Males		719	739	764	796	836	979	1,017	1,023	973	913	842	824	304	29.7
Females		6	6	7	6	6	7	7	7	6	7	7	6	1	(1)
Stores, retail and wholesale	4,271	33,348	33,182	33,850	34,853	35,268	35,798	36,070	36,377	37,063	37,456	38,336	39,323	6,141	15.6
Males		24,844	24,642	25,119	25,718	26,256	26,974	27,325	27,691	27,883	28,107	28,691	29,347	4,705	16.0
Females		8,504	8,540	8,731	9,135	9,012	8,824	8,745	8,687	9,180	9,349	9,645	9,976	1,472	14.8
Yards, lumber, coal, and scrap	728	6,129	5,962	6,101	6,424	6,691	7,225	7,600	7,821	7,783	7,961	7,643	7,260	1,999	25.1
Males		5,614	5,493	5,615	5,935	6,203	6,751	7,068	7,305	7,248	7,424	7,210	6,783	1,931	26.0
Females		515	469	486	489	488	474	532	516	535	537	520	477	68	12.7
Transportation and public utilities	1,081	51,545	51,622	51,776	52,805	53,807	53,953	54,551	54,570	54,519	53,981	54,064	53,094	3,025	5.5
Males		39,437	39,507	39,879	41,101	42,234	42,398	43,171	43,429	43,363	42,905	42,875	41,853	3,992	9.2
Females		12,108	12,115	11,897	11,704	11,573	11,555	11,380	11,141	11,156	11,076	11,189	11,241	1,039	8.6
Drayage and storage, including livery stables and teaming	334	3,357	3,222	3,314	3,498	3,594	3,669	3,624	3,637	3,709	3,863	4,066	3,855	844	20.8
Males		3,342	3,205	3,298	3,485	3,581	3,658	3,617	3,628	3,700	3,844	4,054	3,841	849	20.9
Females		15	17	16	13	13	11	7	9	9	19	12	14	12	(1)
Electric light and power	98	3,174	3,148	3,039	3,156	3,038	3,010	3,158	3,287	3,291	3,343	3,438	3,513	503	14.3
Males		3,172	3,146	3,037	3,154	3,036	3,008	3,156	3,285	3,289	3,341	3,436	3,511	503	14.3
Females		2	2	2	2	2	2	2	2	2	2	2	2	2	(1)
Electric railroads	83	19,565	19,843	20,126	20,923	21,162	21,449	21,526	21,549	21,509	21,143	20,968	20,404	1,984	9.2
Males		19,333	19,631	19,927	20,730	20,976	21,251	21,333	21,359	21,325	20,968	20,789	20,238	2,026	9.
Females		232	212	199	193	186	198	193	190	184	177	169	169	57	24.6
Natural gas	73	2,907	2,862	2,819	2,979	3,065	3,066	3,086	3,324	3,215	3,093	2,946	2,986	505	15.2
Males		2,900	2,768	2,713	2,865	2,948	2,975	3,003	3,237	3,137	3,016	2,881	2,902	524	16.2
Females		107	94	106	114	117	91	83	87	78	77	65	84	52	44.4
Pipe lines (petroleum)	22	1,322	1,192	1,149	1,211	1,318	1,345	1,407	1,409	1,438	1,384	1,326	1,287	289	20.1
Males		1,322	1,192	1,149	1,211	1,318	1,345	1,407	1,409	1,438	1,384	1,325	1,287	289	20.1
Steam railroads	6	376	396	368	339	320	359	385	420	416	374	353	415	244	58.1
Males		375	395	367	338	319	358	384	419	415	375	352	414	244	58.2
Females		1	1	1	1	1	1	1	1	1	1	1	1	1	(1)
Stockyards	16	225	226	214	210	197	215	227	244	236	245	234	246	49	19.9
Males		225	226	214	210	197	215	227	244	236	245	234	246	49	19.9
Taxicab service	18	359	336	363	353	375	366	377	363	351	359	362	352	41	10.9
Males		333	314	340	332	349	340	351	333	325	333	324	37	10.5	
Females		26	22	23	26	26	26	26	30	26	26	27	28	6	(1)
Telegraph and telephone, including messenger service	360	17,987	18,029	17,919	17,735	17,778	17,673	17,679	17,351	17,401	17,533	17,726	17,949	678	3.8
Males		6,267	6,267	6,374	6,385	6,554	6,452	6,616	6,534	6,550	6,817	6,817	7,009	742	10.6
Females		11,720	11,762	11,545	11,350	11,224	11,221	11,063	10,817	10,851	10,771	10,909	10,940	991	8.4
Transportation by water, including stevedoring	37	1,597	1,688	1,754	1,687	2,270	2,375	2,354	2,279	2,235	2,111	2,050	1,414	961	40.5
Males		1,594	1,685	1,751	1,684	2,268	2,372	2,351	2,276	2,232	2,108	2,047	1,412	960	40.5
Females		3	3	3	3	2	3	3	3	3	3	3	2	1	(1)
Waterworks	24	623	626	657	656	640	375	676	657	668	682	560	627	307	45.0
Males		621	624	655	654	638	373	674	655	666	680	559	626	307	45.0
Females		2	2	2	2	2	2	2	2	2	2	1	1	1	(1)
Transportation and public utilities, n. o. c.	10	53	54	54	53	50	51	52	50	50	49	46	46	8	(1)
Males		53	54	54	53	50	51	52	50	50	49	46	46	8	(1)

¹Not computed owing to small number represented.

TABLE A.—Fluctuation in employment in industries other than mining and quarrying in Ohio, 1914 to 1929, by occupation group, industry, and sex—Continued

1919: BOOKKEEPERS, STENOGRAPHERS, AND OFFICE CLERKS

Industry and sex	Number of establishments reporting	Number employed on the 15th of each month												Variation from maximum	
		January	February	March	April	May	June	July	August	September	October	November	December	Number	Per cent
ALL INDUSTRIES	23,652	108,982	109,652	110,757	112,013	112,862	114,476	117,523	119,914	120,076	120,856	122,749	124,364	15,382	12.4
Males.....	53,778	54,419	55,255	56,001	56,746	57,935	59,689	61,670	61,486	61,933	63,094	64,169	10,391	16.2	
Females.....	55,204	55,233	55,502	56,012	56,116	56,541	57,834	58,244	58,590	58,923	59,655	60,195	4,991	8.3	
Agriculture	552	157	177	199	211	206	178	173	165	165	171	177	175	54	25.6
Males.....	47	52	52	55	56	57	62	57	59	60	65	63	18	(1)	
Females.....	110	125	147	156	150	121	111	108	106	111	112	112	50	32.1	
Florists, fruit growers, and nurserymen.....	146	120	137	162	175	170	143	134	126	129	132	137	135	55	31.4
Males.....	31	34	36	39	40	42	45	40	42	42	45	43	14	(1)	
Females.....	89	103	126	136	130	101	89	86	87	90	92	92	50	36.8	
Agriculture, n. o. c.....	406	37	40	37	36	36	35	39	39	36	39	40	40	5	(1)
Males.....	16	18	16	16	16	15	17	17	17	18	20	20	5	(1)	
Females.....	21	22	21	20	20	20	22	22	19	21	20	20	3	(1)	
Construction	4,747	2,867	2,842	2,876	2,944	3,024	3,117	3,236	3,322	3,410	3,419	3,513	3,552	710	20.0
Males.....	1,625	1,600	1,616	1,656	1,710	1,794	1,874	1,930	2,010	2,009	2,068	2,116	2,116	516	24.4
Females.....	1,242	1,242	1,260	1,288	1,314	1,323	1,362	1,392	1,400	1,410	1,445	1,436	203	14.0	
Electrical contracting.....	186	293	297	309	320	317	319	323	329	337	330	339	345	52	15.1
Males.....	118	118	128	134	132	130	130	131	138	132	130	134	20	14.5	
Females.....	175	179	181	186	185	189	193	198	199	198	209	211	36	17.1	
General contracting.....	1,808	1,079	1,059	1,067	1,086	1,147	1,191	1,250	1,301	1,391	1,401	1,478	1,523	464	30.5
Males.....	704	689	684	689	733	775	818	841	926	920	980	1,029	345	33.5	
Females.....	375	370	383	397	414	416	432	460	465	481	498	494	128	25.7	
Oil, gas, and water, drilling or producing.....	436	183	182	182	185	194	195	200	198	198	201	202	20	9.9	
Males.....	136	135	135	137	143	145	150	146	147	148	151	151	16	10.6	
Females.....	47	47	47	48	51	50	50	52	51	50	50	51	5	(1)	
Plumbing and steam fitting.....	394	338	345	342	348	344	345	358	360	365	367	374	374	36	9.6
Males.....	135	144	144	148	143	147	154	158	156	157	161	161	26	16.2	
Females.....	203	201	198	200	201	198	204	202	209	210	213	213	15	7.0	
Sheet-metal work and roofing.....	306	391	387	392	391	383	408	414	415	402	404	403	406	32	7.7
Males.....	224	216	221	222	221	240	239	244	239	243	239	247	31	12.6	
Females.....	167	171	171	169	162	168	175	171	163	161	164	159	16	9.1	
Street, road, and sewer contracting.....	556	268	261	266	282	304	315	328	349	342	336	335	322	88	25.2
Males.....	152	145	147	157	170	180	194	216	207	206	205	196	71	32.9	
Females.....	116	116	119	125	134	135	134	133	135	130	130	126	19	14.1	
Construction, n. o. c.....	1,061	315	311	318	332	335	344	363	370	375	383	383	380	72	18.8
Males.....	156	153	157	169	168	177	189	194	197	203	202	198	50	24.6	
Females.....	159	158	161	163	167	167	174	176	178	180	181	182	24	13.2	

Fisheries	41	50	51	52	54	56	55	54	57	58	56	55	53	8	(1)
Males.....		27	28	28	29	29	29	28	29	30	29	27	27	3	(1)
Females.....		23	23	24	25	27	26	26	28	28	28	28	26	5	(1)
Manufactures	9,011	64,064	64,355	65,003	65,647	65,949	66,872	68,740	70,616	70,453	71,254	72,592	73,444	9,380	12.8
Males.....		35,395	35,759	36,257	36,707	37,003	37,588	38,747	40,303	40,034	40,464	41,414	42,194	6,799	16.1
Females.....		28,669	28,596	28,746	28,940	28,946	29,284	29,993	30,313	30,419	30,790	31,178	31,250	2,654	8.5
Chemicals and allied products	369	3,915	3,954	3,979	4,050	3,995	4,013	4,096	4,155	4,168	4,171	4,216	4,202	301	7.1
Males.....		1,745	1,793	1,818	1,818	1,797	1,822	1,879	1,936	1,963	1,961	1,983	1,979	238	12.0
Females.....		2,170	2,177	2,186	2,232	2,198	2,217	2,217	2,219	2,205	2,210	2,233	2,223	63	2.8
Baking powder and yeast	4	124	128	126	133	32	32	31	31	33	34	34	32	102	76.7
Males.....		42	48	44	47	7	6	5	4	5	5	4	4	44	(1)
Females.....		82	80	82	86	25	26	26	27	28	29	30	28	61	(1)
Chemicals, acids, and wood distillation	41	441	443	434	435	436	444	458	456	456	449	444	446	24	5.2
Males.....		257	258	254	257	261	265	275	275	273	272	268	267	21	7.6
Females.....		184	185	180	178	175	179	183	181	183	177	176	179	10	5.4
Fertilizers, tankage	33	124	125	124	124	125	128	128	128	128	127	126	126	4	3.1
Males.....		73	74	74	74	76	78	78	78	78	77	77	77	5	(1)
Females.....		51	51	50	50	49	50	50	50	50	50	49	49	2	(1)
Oil, linseed, lubricating, and cottonseed, and oil cake	18	130	128	129	127	125	129	132	129	132	129	129	128	7	5.3
Males.....		50	50	51	51	52	53	51	52	53	51	50	52	3	(1)
Females.....		80	78	78	76	73	76	81	77	79	79	79	76	7	(1)
Paint and varnish	80	1,140	1,153	1,182	1,207	1,239	1,275	1,303	1,327	1,339	1,337	1,341	1,342	202	15.1
Males.....		480	491	503	514	519	543	580	585	591	592	606	601	126	20.8
Females.....		660	662	679	693	720	732	743	742	748	745	735	741	88	11.8
Patent medicines and drug compounds, including drug grinding	53	348	370	367	393	418	418	406	397	394	431	438	438	90	20.6
Males.....		68	69	65	74	77	78	80	78	79	87	88	89	21	(1)
Females.....		280	301	299	319	341	340	326	319	315	344	350	349	70	20.0
Petroleum refining	32	344	354	358	362	357	360	376	389	385	389	391	396	52	13.1
Males.....		216	224	229	230	228	228	240	251	245	247	246	249	35	13.9
Females.....		128	130	129	132	129	132	136	138	140	142	145	147	19	12.9
Soap, candles, grease, and tallow	47	954	946	944	948	950	955	989	989	981	998	998	973	54	5.4
Males.....		404	411	411	418	421	428	448	462	472	492	490	475	88	17.9
Females.....		550	535	533	530	529	527	541	527	509	506	508	498	52	9.5
Chemicals and allied products, n. o. c.	61	310	307	315	321	313	272	273	309	320	277	325	321	53	16.3
Males.....		155	154	159	153	156	143	142	151	167	138	164	165	29	17.4
Females.....		155	153	156	168	157	129	131	158	153	139	161	156	39	23.2
Food and kindred products	1,475	2,989	3,007	3,014	3,051	3,083	3,173	3,264	3,325	3,330	3,311	3,310	3,326	341	10.2
Males.....		1,292	1,291	1,284	1,304	1,320	1,362	1,398	1,429	1,453	1,449	1,445	1,447	169	11.6
Females.....		1,697	1,716	1,730	1,747	1,763	1,811	1,866	1,896	1,877	1,862	1,865	1,879	199	10.5
Bakery products	403	378	382	389	396	383	393	404	415	406	412	412	419	41	9.8
Males.....		110	108	110	112	103	108	115	120	117	119	124	127	24	18.9
Females.....		268	274	280	284	280	285	289	295	289	293	288	292	27	9.2
Canning and preserving	89	78	79	80	83	84	92	84	101	112	90	90	85	34	30.4
Males.....		35	35	36	36	39	45	36	44	49	44	39	39	14	(1)
Females.....		43	44	44	47	45	47	48	57	63	55	51	46	14	(1)

1 Not computed owing to small number represented.

TABLE A.—Fluctuation in employment in industries other than mining and quarrying in Ohio, 1914 to 1929, by occupation group, industry, and sex—Continued

1919: BOOKKEEPERS, STENOGRAPHERS, AND OFFICE CLERKS—Continued

Industry and sex	Number of establishments reporting	Number employed on the 15th of each month												Variation from maximum	
		January	February	March	April	May	June	July	August	September	October	November	December	Number	Per cent
Manufactures—Continued.															
Food and kindred products—Continued.															
Coffee, spices, and peanuts, roasting and grinding.....	27	190	187	183	180	180	185	190	190	188	186	186	192	12	6.3
Males.....		72	72	72	70	71	75	77	79	79	77	75	77	9	(1)
Females.....		118	115	111	110	109	110	113	111	109	109	111	115	9	7.6
Confectionery.....	131	286	293	306	309	317	323	329	356	356	362	372	381	95	24.9
Males.....		87	89	97	100	102	103	100	114	115	116	116	117	30	25.6
Females.....		199	204	209	209	215	220	229	242	241	246	256	264	65	24.6
Dairy products and ice cream.....	187	749	761	771	783	817	865	905	899	879	849	827	815	156	17.2
Males.....		304	307	307	309	324	341	361	352	358	355	342	338	57	15.8
Females.....		445	454	464	474	493	524	544	537	521	494	485	477	99	18.2
Flour-mill and grist-mill products.....	462	555	553	551	554	557	563	591	600	612	607	604	603	61	10.0
Males.....		258	257	256	253	255	260	272	277	288	283	285	286	35	12.2
Females.....		297	296	295	301	302	303	319	323	324	324	319	317	29	9.0
Food preparations.....	27	109	111	109	106	105	107	109	111	109	108	111	111	8	7.2
Males.....		59	62	61	59	58	61	64	64	63	63	65	62	7	(1)
Females.....		50	49	48	47	47	46	45	47	46	40	46	49	10	10
Slaughtering and meat packing.....	109	475	476	462	475	477	479	484	487	494	496	504	513	51	9.9
Males.....		304	302	289	306	309	310	313	318	322	325	328	331	42	12.7
Female.....		171	174	173	169	168	169	171	169	172	171	176	182	14	7.7
Food and kindred products, n. o. c.....	40	169	165	163	165	163	166	168	176	174	197	204	207	44	21.3
Males.....		63	59	57	59	59	59	60	61	62	67	71	70	14	(1)
Females.....		106	106	106	106	104	107	108	115	112	130	133	137	33	24.1
Iron and steel and their products.....	1,687	22,110	22,034	22,095	22,036	21,884	21,844	22,173	22,586	22,731	22,529	22,970	23,339	1,495	6.4
Males.....		14,044	14,080	14,148	14,164	14,136	14,164	14,397	14,713	14,860	14,651	14,998	15,332	1,288	8.4
Females.....		8,066	7,954	7,947	7,872	7,748	7,680	7,776	7,873	7,871	7,878	7,972	8,007	396	4.8
Blast-furnace products.....	33	781	771	764	755	753	740	745	743	744	699	710	711	82	10.5
Males.....		661	655	651	644	644	640	647	645	646	605	614	615	56	8.5
Females.....		120	116	113	111	109	100	98	98	98	94	96	96	26	21.7
Bolts, nuts, washers, and rivets.....	30	385	389	385	382	382	381	389	404	398	407	406	407	26	6.4
Males.....		204	206	205	203	205	207	210	225	224	228	226	230	27	11.7
Females.....		181	183	180	179	177	174	179	179	174	179	180	177	9	4.9
Calculating machines, including cash registers, time clocks, and locks, gas and water meters.....	10	840	840	863	882	912	919	921	981	996	992	1,001	1,024	184	18.0
Males.....		388	390	405	417	455	472	487	515	524	518	525	538	180	27.9
Females.....		452	450	458	465	457	447	434	466	472	474	476	486	62	10.7

PART 2.—GENERAL TABLE

Cutlery and tools.....	87	670	668	669	662	658	654	657	663	663	643	664	682	39	5.7
Males.....		315	308	320	322	324	325	328	335	333	323	333	347	39	11.2
Females.....		355	340	349	340	334	329	329	328	330	320	331	345	31	8.6
Doors and shutters, iron and steel.....	7	94	94	91	92	86	85	91	95	96	101	101	101	15	14.9
Males.....		53	54	50	50	48	50	53	56	58	63	63	63	15	(1)
Females.....		41	40	41	42	38	38	38	39	38	38	38	38	4	(1)
Forgings.....	34	518	524	526	518	517	506	517	530	524	515	519	535	29	5.4
Males.....		296	301	299	298	301	300	308	311	309	301	302	316	20	6.3
Females.....		222	223	227	220	216	206	209	219	215	214	217	219	21	9.3
Foundry and machine-shop products.....	1,151	11,151	11,064	11,056	11,008	10,992	10,978	11,209	11,373	11,417	11,506	11,745	11,899	921	7.7
Males.....		6,932	6,934	6,957	6,944	6,985	6,981	7,138	7,363	7,417	7,596	7,706	7,774	774	10.0
Females.....		4,219	4,130	4,099	4,064	4,027	3,997	4,071	4,076	4,054	4,089	4,152	4,133	222	5.3
Gas engines and tractors.....	25	316	317	333	339	327	321	333	382	407	427	413	402	111	26.0
Males.....		175	184	202	215	206	204	204	240	263	280	267	262	105	37.5
Females.....		141	133	131	124	121	120	134	142	144	147	146	140	27	18.4
Pumps and windmills.....	25	269	278	292	291	272	288	290	283	287	296	277	25	27	8.4
Males.....		153	156	165	168	171	152	163	165	158	163	174	164	22	12.6
Females.....		116	122	127	123	120	120	125	125	125	124	122	113	14	11.0
Safes and vaults.....	15	228	228	255	263	263	271	283	301	304	312	328	331	103	31.1
Males.....		115	114	130	136	138	141	150	155	160	164	177	180	66	36.7
Females.....		113	114	125	127	125	130	133	146	144	148	151	151	38	25.2
Scales and balances.....	3	233	235	235	231	241	240	242	246	251	258	264	268	37	13.8
Males.....		120	126	124	121	131	135	134	138	138	146	152	157	37	28.6
Females.....		113	109	111	110	110	105	108	108	113	112	112	111	8	7.1
Sewing machines, cases, and attachments.....	4	195	188	197	195	199	204	204	213	219	216	228	225	40	17.5
Males.....		86	85	84	86	89	94	92	96	95	94	100	95	16	16.0
Females.....		109	103	113	109	110	110	112	117	124	122	128	130	27	20.8
Steel works and rolling mills.....	54	4,423	4,404	4,389	4,398	4,273	4,269	4,296	4,342	4,366	4,085	4,127	4,338	338	7.6
Males.....		3,399	3,406	3,391	3,402	3,316	3,317	3,350	3,388	3,414	3,134	3,180	3,404	280	8.2
Females.....		1,024	998	998	996	957	952	946	954	952	951	947	934	90	8.3
Stoves and furnaces.....	87	1,020	1,035	1,042	1,042	1,046	1,047	1,068	1,066	1,112	1,132	1,152	1,085	132	11.5
Males.....		512	518	523	529	533	534	544	546	567	576	588	521	76	12.9
Females.....		508	517	519	513	513	513	524	540	545	556	564	564	56	9.9
Tin plate and terneplate.....	10	166	168	169	164	155	159	160	162	166	168	169	169	14	8.3
Males.....		120	121	124	121	114	119	121	122	125	127	128	128	14	10.9
Females.....		46	47	45	43	41	40	39	40	41	41	41	41	8	(1)
Wire.....	10	275	278	278	278	273	267	218	209	217	235	290	311	102	32.8
Males.....		213	218	219	220	217	215	164	160	167	201	251	268	108	40.3
Females.....		62	60	59	58	56	52	54	49	50	34	39	43	28	(1)
Wirework, wire rope, and cable.....	36	118	133	133	131	128	130	136	134	140	132	130	133	22	15.7
Males.....		40	42	40	42	43	45	50	49	49	45	49	49	10	(1)
Females.....		78	91	93	89	85	85	86	85	91	84	81	84	15	(1)
Iron and steel and their products, n. o. c.....	66	428	420	418	405	388	398	411	432	428	414	424	441	53	12.0
Males.....		262	262	259	246	236	236	254	270	267	263	273	289	53	18.3
Females.....		166	158	159	159	152	162	157	162	161	151	151	152	15	9.0
Leather and leather products.....	156	1,030	1,036	1,034	1,051	1,067	1,068	1,070	1,074	1,091	1,125	1,132	1,131	102	9.0
Males.....		302	306	302	306	317	326	326	337	338	342	344	346	46	13.2
Females.....		728	728	732	743	740	742	744	737	753	783	788	783	60	7.6
Boots, shoes, cut stock, and findings.....	64	831	825	823	839	839	848	839	844	860	892	898	903	80	8.9
Males.....		208	205	197	204	210	219	214	220	224	229	230	235	38	16.2
Females.....		623	620	626	635	629	629	625	624	636	663	668	668	48	7.2

1 Not computed owing to small number represented.

TABLE A.—Fluctuation in employment in industries other than mining and quarrying in Ohio, 1914 to 1929, by occupation group, industry, and sex—Continued

1919: BOOKKEEPERS, STENOGRAPHERS, AND OFFICE CLERKS—Continued

Industry and sex	Number of establishments reporting	Number employed on the 15th of each month												Variation from maximum	
		January	February	March	April	May	June	July	August	September	October	November	December	Number	Per cent
Manufactures—Continued.															
Leather and leather products—Continued.															
Leather and leather products, n. o. c.....	92	199	211	211	212	218	220	231	230	231	233	234	228	35	15.0
Males.....		94	103	105	104	107	107	112	117	114	113	114	113	23	19.7
Females.....		105	108	106	108	111	113	119	113	117	120	120	115	15	12.5
Liquors and beverages.....	167	539	531	533	532	529	552	549	543	526	515	502	495	57	10.3
Males.....		368	362	364	364	360	377	375	365	352	344	338	331	46	12.2
Females.....		171	169	169	168	169	175	174	178	174	171	164	164	14	7.9
Liquors, malt.....	28	143	139	133	130	127	128	114	109	106	103	97	95	48	33.6
Males.....		97	96	94	93	88	90	83	78	74	73	67	65	32	(1)
Females.....		46	43	39	37	39	38	31	31	32	30	30	30	16	32
Mineral waters and beverages.....	130	362	358	367	369	369	390	404	402	388	379	373	366	46	11.4
Males.....		260	255	260	261	263	278	283	277	269	262	262	257	28	9.9
Females.....		102	103	107	108	106	112	121	125	119	117	111	109	23	18.4
Liquors and beverages, n. o. c.....	9	34	34	33	33	33	34	31	32	32	33	32	34	3	(1)
Males.....		11	11	10	10	9	9	9	10	9	9	9	9	2	(1)
Females.....		23	23	23	23	24	25	22	22	23	24	23	25	3	(1)
Lumber and its products.....	923	1,568	1,574	1,609	1,628	1,669	1,699	1,763	1,763	1,787	1,808	1,811	1,805	243	13.4
Males.....		846	854	885	894	919	940	981	973	989	1,007	1,006	999	161	16.0
Females.....		722	720	724	734	750	759	782	790	798	801	805	806	86	10.7
Coffins and undertakers' goods.....	14	131	133	136	136	135	135	133	134	137	136	136	139	8	5.8
Males.....		59	62	63	62	63	63	62	63	65	65	64	66	7	(1)
Females.....		72	71	73	72	72	72	71	71	72	71	72	73	3	(1)
Furniture.....	146	355	349	359	360	367	371	387	391	403	424	429	427	80	18.7
Males.....		174	169	176	174	178	184	189	190	193	200	201	199	32	15.9
Females.....		181	180	183	186	189	187	198	201	210	224	228	228	48	21.1
Saw-mill and planing-mill products.....	535	775	779	799	822	854	872	918	912	920	915	915	912	145	15.8
Males.....		464	471	492	506	524	532	563	554	565	569	566	563	105	18.5
Females.....		311	308	307	316	330	340	355	358	355	346	349	349	51	14.2
Lumber and its products, n. o. c.....	228	307	313	315	310	313	321	325	326	327	333	331	327	26	7.8
Males.....		149	152	154	152	154	161	167	166	166	173	175	171	26	14.9
Females.....		158	161	161	158	159	160	158	160	161	160	156	156	5	3.1
Metals and metal products, other than iron and steel.....	409	3,205	3,290	3,323	3,354	3,388	3,482	3,591	3,637	3,614	3,634	3,683	3,727	522	14.0
Males.....		1,423	1,473	1,515	1,543	1,572	1,640	1,708	1,727	1,712	1,713	1,748	1,788	345	19.5
Females.....		1,782	1,817	1,808	1,811	1,816	1,842	1,883	1,910	1,902	1,921	1,935	1,939	177	9.0

Brass, bronze, and aluminum products	103	569	577	582	600	600	624	662	661	667	676	677	679	110	16.2	
Males		296	271	281	289	286	295	318	307	313	313	317	314	52	16.4	
Females		303	306	301	311	314	329	344	354	354	363	360	365	64	17.5	
Copper, tin, and sheet-iron products, including stamped and enameled ware	169	956	999	1,015	1,008	1,021	1,073	1,102	1,118	1,111	1,116	1,132	1,143	187	16.4	
Males		457	485	498	492	499	533	545	550	550	553	566	577	120	20.8	
Females		499	514	517	516	522	540	557	568	561	563	566	566	69	12.1	
Furniture (metal) and office fixtures	12	346	347	338	336	328	323	330	335	327	332	333	335	24	6.9	
Males		177	181	178	182	179	176	180	184	181	181	183	186	10	5.4	
Females		169	166	160	154	149	147	150	151	146	151	150	149	23	13.6	
Gas and electric fixtures and lamps and reflectors	46	1,121	1,155	1,173	1,194	1,219	1,244	1,275	1,295	1,276	1,276	1,307	1,330	209	15.7	
Males		440	456	476	497	522	551	577	598	580	577	591	599	159	26.5	
Females		681	699	697	697	697	693	698	697	696	699	716	731	50	6.8	
Jewelry, including reducing and refining	22	89	89	93	96	95	98	98	98	97	98	97	100	11	11.0	
Males		35	34	38	41	41	40	41	41	40	37	39	39	7	(C)	
Females		54	55	55	55	54	53	52	56	58	59	58	61	9	(C)	
Metals and metal products, other than iron and steel, n. o. c.	57	124	123	122	120	125	125	129	131	135	138	137	140	20	14.3	
Males		48	46	44	42	45	45	47	47	48	52	52	53	11	(C)	
Females		76	77	78	78	80	80	82	84	87	86	85	87	11	(C)	
Paper and printing	924	4,776	4,801	4,871	4,942	4,908	4,939	5,046	5,079	5,137	5,400	5,462	5,502	726	13.2	
Males		1,988	2,020	2,052	2,103	2,138	2,161	2,201	2,207	2,173	2,193	2,193	2,225	237	10.7	
Females		2,788	2,781	2,819	2,839	2,770	2,778	2,845	2,872	2,964	3,207	3,269	3,277	507	15.5	
Boxes, fancy and paper; drinking cups	64	139	139	138	141	142	148	162	160	160	162	163	163	25	15.3	
Males		52	51	51	52	52	52	61	63	62	64	65	65	14	(C)	
Females		87	88	87	89	90	96	101	97	98	98	98	98	14	(C)	
Paper, including stationery	60	361	364	374	379	392	397	403	405	408	408	408	407	410	49	12.0
Males		167	169	170	175	180	180	186	185	186	187	188	190	23	12.1	
Females		194	195	204	204	212	217	220	217	220	216	219	220	26	11.8	
Printing and publishing	709	3,935	3,959	4,013	4,081	4,035	4,050	4,137	4,166	4,226	4,475	4,525	4,557	622	13.6	
Males		1,642	1,674	1,701	1,752	1,774	1,795	1,819	1,825	1,792	1,806	1,805	1,835	193	10.5	
Females		2,293	2,285	2,312	2,329	2,261	2,255	2,318	2,341	2,434	2,669	2,720	2,722	467	17.2	
Paper and printing, n. o. c.	91	341	339	346	341	339	344	344	348	348	360	367	372	33	8.9	
Males		127	126	130	124	132	134	135	134	135	136	135	135	12	8.8	
Females		214	213	216	217	207	210	209	214	215	224	232	237	30	12.7	
Rubber products	108	7,530	7,735	8,005	8,331	8,569	8,929	9,354	10,298	9,842	10,247	10,730	10,974	3,435	31.3	
Males		4,763	4,919	5,107	5,331	5,438	5,635	5,961	6,860	6,407	6,783	7,178	7,489	2,728	36.4	
Females		2,776	2,816	2,898	3,000	3,131	3,294	3,393	3,438	3,435	3,464	3,552	3,485	776	21.8	
Druggists' sundries and toys, rubber	22	181	184	193	198	202	203	207	203	213	213	222	231	50	21.6	
Males		80	81	85	88	89	90	94	92	93	101	105	104	25	23.8	
Females		101	103	108	110	113	113	111	111	110	112	112	127	26	20.5	
Tires and tubes	86	7,358	7,551	7,812	8,133	8,367	8,726	9,147	10,085	9,639	10,034	10,508	10,743	3,385	31.5	
Males		4,683	4,838	5,022	5,349	5,549	5,645	5,867	6,768	6,314	6,783	7,073	7,385	2,702	36.6	
Females		2,675	2,713	2,790	2,800	3,018	3,181	3,280	3,317	3,325	3,252	3,435	3,358	760	22.1	
Stone, clay, and glass products	693	1,248	1,251	1,263	1,266	1,290	1,321	1,400	1,438	1,434	1,454	1,468	1,476	228	15.4	
Males		602	610	617	628	633	646	699	721	721	736	747	758	156	20.6	
Females		646	641	646	658	657	675	701	713	713	718	721	718	80	11.1	
Brick and tile, clay	179	123	126	128	131	133	146	206	216	220	225	236	239	116	48.5	
Males		61	65	68	69	67	75	113	119	121	126	135	136	75	55.2	
Females		62	61	60	62	66	71	93	97	99	99	101	103	43	41.8	

1 Not computed owing to small number represented.

TABLE A.—Fluctuation in employment in industries other than mining and quarrying in Ohio, 1914 to 1929, by occupation group, industry, and sex—Continued

1919: BOOKKEEPERS, STENOGRAPHERS, AND OFFICE CLERKS—Continued

Industry and sex	Number of establishments reporting	Number employed on the 15th of each month												Variation from maximum		
		January	February	March	April	May	June	July	August	September	October	November	December	Number	Per cent	
Manufactures—Continued.																
Stone, clay, and glass products—Continued.																
Glass.....	55	353	358	359	363	365	363	364	368	369	368	367	373	20	5.4	
Males.....		177	182	185	186	187	183	183	187	184	186	184	186	10	5.4	
Females.....		176	176	174	177	178	180	181	181	185	182	183	187	13	7.0	
Pottery, terra-cotta and fire-clay products.....	190	566	559	564	568	567	573	583	598	592	603	605	599	46	7.6	
Males.....		258	255	256	260	261	263	274	281	280	284	290	290	35	12.1	
Females.....		308	304	308	308	306	310	309	317	312	319	315	309	15	4.7	
Stone, clay, and glass products, n. o. c.....	269	206	208	212	224	225	239	247	256	253	258	260	265	59	22.3	
Males.....		106	108	108	113	118	125	129	134	136	140	138	146	40	27.4	
Females.....		100	100	104	111	107	114	118	122	117	118	122	119	22	18.0	
Textiles.....	767	2,567	2,608	2,606	2,671	2,718	2,769	2,848	2,880	2,906	2,967	2,978	2,914	411	13.8	
Males.....		1,001	1,016	1,014	1,051	1,068	1,100	1,124	1,167	1,144	1,178	1,185	1,168	184	15.5	
Females.....		1,566	1,592	1,592	1,620	1,650	1,669	1,724	1,723	1,762	1,789	1,793	1,746	227	12.7	
Awnings, tents, and sails, including auto fabrics.....	35	221	233	232	251	271	285	303	289	279	294	302	298	82	27.1	
Males.....		94	96	99	105	110	117	114	116	108	120	124	122	30	24.2	
Females.....		127	137	133	146	161	168	189	173	171	174	178	176	62	32.8	
Clothing, men's, including shirts and coat pads.....	168	743	753	751	782	788	808	821	834	834	869	878	862	135	15.4	
Males.....		300	303	288	319	324	333	339	349	334	350	354	359	71	19.8	
Females.....		443	450	463	463	464	475	482	485	500	519	524	503	81	15.5	
Clothing, women's, including corsets.....	128	651	664	664	677	681	693	737	756	769	776	761	711	125	16.1	
Males.....		216	222	228	225	227	239	258	265	264	264	259	238	49	18.5	
Females.....		435	442	436	452	454	454	479	491	505	512	502	473	77	15.0	
Flags, banners, and regalia.....	12	162	157	158	162	163	164	163	166	166	162	164	164	9	5.4	
Males.....		82	79	81	85	86	88	85	87	88	88	89	88	10	(1)	
Females.....		80	78	77	77	77	76	78	79	78	74	75	76	6	(1)	
Hosiery and knit goods.....	32	147	149	147	146	150	148	143	149	151	155	161	161	18	11.2	
Males.....		42	42	43	42	41	40	41	44	44	47	46	47	7	(1)	
Females.....		105	107	104	104	109	108	102	105	107	108	115	114	13	11.3	
Woolen, worsted, and wool-felt goods, including fur and felt hats.....	19	106	106	106	106	108	108	108	109	108	109	110	112	6	5.4	
Males.....		68	68	68	68	68	68	69	70	70	70	70	71	3	(1)	
Females.....		38	38	38	38	40	40	39	39	38	39	40	41	3	(1)	

Textiles, n. o. c.	373	537	546	548	547	557	563	573	577	599	602	602	606	69	11.4
Males		199	206	207	207	212	215	218	226	236	239	243	243		18.1
Females		338	340	341	340	345	348	355	351	363	363	359	363		6.9
Tobacco manufactures	249	207	205	208	199	208	217	225	227	220	222	225	227		15.3
Males		110	109	112	102	103	103	104	104	101	102	103	105		9.8
Females		97	96	96	97	105	114	131	123	119	120	122	122		35
Chewing and smoking tobacco and snuff	7	50	49	51	52	61	71	83	76	71	67	70	69		34
Males		20	19	20	20	21	21	22	22	21	21	21	21		(1)
Females		30	30	31	32	40	50	61	54	50	46	49	48		31
Cigars and cigarettes	165	112	111	113	113	113	113	118	117	116	120	119	120		7.5
Males		58	58	61	61	61	61	61	61	60	60	61	61		(1)
Females		54	53	52	52	52	52	57	56	56	58	58	59		3
Tobacco rehandlers	77	1,102	1,128	1,116	1,088	1,084	1,071	1,169	1,157	1,095	1,198	1,359	1,456		385
Males		1,070	1,096	1,085	1,067	1,063	1,050	1,148	1,136	1,075	1,177	1,338	1,433		383
Females		32	32	31	21	21	21	21	21	20	21	21	23		12
Vehicles	390	6,598	6,498	6,622	6,647	6,721	6,805	6,988	7,160	7,222	7,340	7,489	7,696		1,198
Males		4,093	4,082	4,195	4,205	4,288	4,328	4,447	4,574	4,609	4,724	4,827	4,910		828
Females		2,505	2,416	2,427	2,442	2,453	2,477	2,541	2,586	2,613	2,616	2,662	2,786		370
Airplanes and parts	3	152	125	114	128	130	120	111	108	81	78	87	100		74
Males		122	98	90	104	106	100	91	80	61	54	61	74		68
Females		30	27	24	24	24	20	20	23	20	24	26	26		10
Automobiles and parts	201	5,049	4,992	5,102	5,115	5,182	5,271	5,453	5,621	5,700	5,836	5,973	6,171		1,179
Males		3,046	3,055	3,161	3,154	3,210	3,274	3,394	3,514	3,572	3,702	3,782	3,887		811
Females		2,003	1,937	1,941	1,961	1,972	1,997	2,059	2,107	2,128	2,134	2,191	2,314		377
Carriages, wagons, and materials, including repairing	135	408	405	438	445	456	467	453	455	459	460	466	462		62
Males		227	233	258	264	276	280	279	288	286	289	289	288		72
Females		181	172	180	181	180	178	174	167	173	171	167	174		14
Cars, steam and street railroad, not including operations of railroad companies	13	398	396	384	378	375	375	395	409	413	419	433	446		71
Males		313	316	307	309	305	300	319	329	333	329	344	355		55
Females		85	80	77	69	70	75	76	80	80	90	89	91		22
Ship and boat building	24	468	456	457	450	445	435	433	430	423	403	384	364		104
Males		338	332	330	324	319	311	306	305	299	290	278	268		70
Females		130	124	127	126	126	124	127	125	124	113	106	96		34
Vehicles, n. o. c.	14	123	124	127	131	133	137	143	142	146	144	146	153		30
Males		47	48	49	50	52	54	58	58	58	60	63	68		21
Females		76	76	78	81	81	83	85	84	88	84	83	85		12
Miscellaneous manufactures	694	5,773	5,831	5,841	5,869	5,930	6,061	6,363	6,451	6,445	6,531	6,616	6,630		857
Males		2,818	2,856	2,869	2,892	2,934	2,984	3,147	3,200	3,212	3,281	3,319	3,335		517
Females		2,955	2,975	2,972	2,977	2,996	3,077	3,216	3,251	3,233	3,250	3,297	3,295		342
Agricultural implements	45	523	530	540	550	560	559	572	575	575	572	571	565		57
Males		307	312	322	329	338	337	352	350	354	353	351	349		47
Females		216	218	218	221	222	222	228	225	221	219	220	216		12
Coke	5	111	106	105	107	108	103	102	107	105	104	104	103		9
Males		83	83	83	86	88	85	84	89	88	87	88	87		6
Females		28	23	22	21	20	18	18	17	17	16	16	16		3
Dentists' supplies	11	87	86	95	81	92	92	109	108	108	108	113	107		32
Males		25	26	28	29	28	31	40	38	43	42	43	42		18
Females		62	60	67	52	64	61	69	70	65	66	65	65		18

¹ Not computed owing to small number represented.

TABLE A.—Fluctuation in employment in industries other than mining and quarrying in Ohio, 1914 to 1929, by occupation group, industry, and sex—Continued

1919: BOOKKEEPERS, STENOGRAPHERS, AND OFFICE CLERKS—Continued

Industry and sex	Number of establishments reporting	Number employed on the 15th of each month												Variation from maximum	
		January	February	March	April	May	June	July	August	September	October	November	December	Number	Per cent
Manufactures—Continued.															
Miscellaneous manufactures—Continued.															
Electrical machinery, apparatus, and supplies	121	2,732	2,798	2,816	2,848	2,897	2,945	3,113	3,218	3,261	3,351	3,393	3,406	674	19.8
Males		1,436	1,485	1,508	1,543	1,583	1,605	1,726	1,789	1,805	1,866	1,891	1,893	457	24.1
Females		1,296	1,313	1,308	1,305	1,314	1,340	1,387	1,429	1,456	1,485	1,502	1,513	217	14.4
Fancy articles	3	75	73	74	77	84	87	89	96	109	120	134	135	62	45.9
Males		24	22	20	20	21	22	23	26	30	32	31	31	12	(1)
Females		51	51	54	57	63	65	66	70	79	88	103	104	53	50.9
Ice, manufactured	100	223	223	225	239	262	315	373	375	309	270	257	243	152	40.5
Males		80	84	87	86	91	109	115	113	104	95	92	90	35	30.4
Females		143	139	138	153	171	206	258	262	205	175	165	153	124	47.3
Munitions	8	494	461	409	362	319	309	283	265	255	248	256	266	246	49.8
Males		329	302	270	237	214	207	194	175	166	162	168	172	167	50.7
Females		165	159	139	125	105	102	89	90	89	86	87	94	79	47.9
Musical instruments and materials, other than pianos and organs	17	169	171	175	173	171	182	187	180	178	187	195	199	30	15.1
Males		57	57	56	57	52	59	59	58	57	59	58	60	8	(1)
Females		112	114	119	116	119	123	128	122	121	128	137	139	27	19.4
Optical goods	29	123	128	132	137	133	134	134	133	134	136	139	136	16	11.5
Males		36	36	38	40	42	38	36	35	34	38	42	43	9	(1)
Females		87	92	94	97	91	96	98	98	100	98	97	93	13	13.0
Pianos, organs, and materials	21	96	98	101	99	102	103	109	107	107	108	110	111	13	13.6
Males		48	50	52	51	51	55	59	55	55	57	57	57	11	(1)
Females		48	48	49	48	51	48	50	52	52	51	53	54	6	6
Roofing materials	4	132	133	133	133	133	132	131	129	130	130	130	131	4	3.0
Males		56	56	56	56	56	56	57	56	56	56	56	58	2	(1)
Females		76	77	77	77	77	75	74	73	74	74	74	73	4	(1)
Signs and advertising novelties	39	208	209	209	213	214	227	242	229	239	240	252	254	46	18.1
Males		49	51	53	57	60	62	69	69	71	74	76	84	35	(1)
Females		159	158	156	156	154	165	173	158	165	164	172	170	19	11.0
Toys and games	26	78	79	79	84	88	90	90	94	92	97	101	102	24	23.5
Males		30	31	31	33	37	37	38	39	36	39	42	44	14	(1)
Females		48	48	48	51	51	53	52	55	56	58	59	58	11	(1)
Miscellaneous manufactures, n. o. c.	265	722	736	748	766	767	783	821	835	843	860	862	872	160	17.2
Males		258	261	265	268	273	281	295	306	310	319	320	325	67	20.6
Females		464	475	483	498	494	502	526	529	533	541	542	547	93	15.2

Service	2,563	9,520	9,623	9,686	9,884	10,076	10,314	10,474	10,627	10,614	10,638	10,746	10,857	1,337	12.3
Males.....		4,543	4,653	4,699	4,795	4,946	5,124	5,231	5,357	5,345	5,348	5,333	5,476	933	17.0
Females.....		4,977	4,970	4,987	5,089	5,130	5,190	5,243	5,270	5,289	5,290	5,363	5,381	411	7.6
Advertising	38	134	131	214	208	218	216	216	229	213	197	198	203	95	41.5
Males.....		51	103	108	108	106	105	112	121	115	108	108	110	68	56.2
Females.....		83	27	106	105	112	111	104	108	98	89	90	93	31	27.7
Banks	192	5,511	5,566	5,577	5,687	5,764	5,943	6,060	6,164	6,214	6,237	6,310	6,422	911	14.2
Males.....		3,125	3,175	3,193	3,246	3,311	3,442	3,540	3,605	3,629	3,640	3,681	3,761	636	16.9
Females.....		2,386	2,391	2,384	2,441	2,453	2,501	2,520	2,559	2,585	2,597	2,629	2,661	275	10.3
Bowling alleys and parks	59	25	26	29	36	88	114	107	97	43	28	26	30	89	78.1
Males.....		15	16	13	22	40	72	66	65	24	19	17	17	57	(1)
Females.....		10	10	16	14	28	42	41	32	19	9	9	13	33	(1)
Garages	576	925	953	996	1,037	1,080	1,132	1,167	1,210	1,232	1,258	1,277	1,296	371	28.6
Males.....		338	352	364	392	416	449	456	486	499	512	514	533	195	36.6
Females.....		587	601	632	645	664	683	711	724	733	746	763	763	176	23.1
Hotels	330	1,128	1,128	1,123	1,117	1,143	1,162	1,163	1,171	1,163	1,155	1,153	1,160	54	4.6
Males.....		568	575	577	571	577	584	584	595	591	582	584	587	27	4.5
Females.....		560	551	546	546	566	578	579	576	572	573	569	573	33	5.7
Laundries and dry cleaners	281	609	600	607	619	612	607	613	617	598	607	616	614	21	3.4
Males.....		72	71	75	75	75	74	75	76	76	76	77	79	8	(1)
Females.....		537	529	532	544	537	533	538	541	522	531	539	535	15	2.8
Office buildings, including window cleaning	217	164	164	162	162	164	163	165	169	164	164	164	165	7	4.1
Males.....		61	61	61	61	61	62	61	61	60	61	61	62	2	(1)
Females.....		103	103	101	101	103	101	104	108	104	103	103	103	7	6.5
Professional	26	89	82	79	97	109	115	121	126	120	123	121	112	44	34.9
Males.....		58	52	49	66	77	82	88	91	86	88	86	77	42	(1)
Females.....		31	30	30	31	32	33	33	35	34	35	35	35	5	(1)
Restaurants	406	159	160	160	161	168	168	169	167	165	163	163	162	10	5.9
Males.....		58	57	57	58	63	62	62	59	58	58	57	58	6	(1)
Females.....		101	103	103	103	105	106	107	108	107	105	106	104	7	6.5
Schools and colleges	26	470	434	424	450	433	421	426	405	419	425	435	407	65	13.8
Males.....		34	32	37	90	106	94	97	107	109	107	102	96	27	24.7
Females.....		336	352	337	360	327	327	329	298	310	318	333	311	88	22.7
Theaters	154	114	115	115	111	120	109	112	120	120	119	121	125	16	12.8
Males.....		50	50	50	50	53	48	44	47	54	52	52	52	8	(1)
Females.....		64	65	65	61	67	62	65	65	67	69	73	73	12	(1)
Service, n. o. c.	258	192	197	200	199	197	163	158	160	163	162	162	161	42	21.0
Males.....		61	59	62	61	61	50	46	44	44	45	44	44	17	(1)
Females.....		131	138	138	138	136	113	112	116	119	117	118	117	26	18.8
Trade	5,657	24,967	25,180	25,484	25,765	25,998	26,302	27,111	27,345	27,580	27,587	27,943	28,391	3,424	12.0
Males.....		8,801	8,930	9,145	9,215	9,409	9,624	10,005	10,193	10,197	10,257	10,373	10,440	1,639	15.7
Females.....		16,166	16,250	16,339	16,550	16,589	16,678	17,106	17,152	17,383	17,330	17,570	17,951	1,785	9.9
Offices	594	7,630	7,822	7,995	8,061	8,179	8,379	8,754	8,820	8,868	8,850	8,875	8,925	1,295	14.5
Males.....		3,214	3,297	3,410	3,479	3,578	3,825	3,912	3,912	3,894	3,896	3,913	3,923	714	18.2
Females.....		4,146	4,525	4,585	4,582	4,700	4,801	4,929	4,908	4,964	4,952	4,962	4,997	581	11.6
Retail delivery, milk, ice, and water	64	87	88	89	92	95	108	112	114	112	103	100	98	27	23.7
Males.....		41	41	41	41	42	47	50	51	52	49	50	48	11	(1)
Females.....		46	47	48	51	53	61	62	63	60	54	50	50	17	(1)

1 Not computed owing to small number represented.

TABLE A.—Fluctuation in employment in industries other than mining and quarrying in Ohio, 1914 to 1929, by occupation group, industry, and sex—Continued

1919: BOOKKEEPERS, STENO GRAPHERS, AND OFFICE CLERKS—Continued

Industry and sex	Number of establishments reporting	Number employed on the 15th of each month												Variation from maximum	
		January	February	March	April	May	June	July	August	September	October	November	December	Number	Per cent
Trade—Continued.															
Stores, retail and wholesale.....	4,271	15,793	15,818	15,937	16,137	16,233	16,302	16,702	16,844	17,017	17,039	17,340	17,753	1,960	11.0
Males.....		4,778	4,826	4,920	5,005	5,091	5,192	5,303	5,397	5,415	5,461	5,546	5,609	831	14.8
Females.....		11,015	10,992	11,017	11,132	11,142	11,110	11,399	11,447	11,602	11,578	11,794	12,144	1,122	9.5
Yards, lumber, coal, and scrap.....	728	1,457	1,452	1,463	1,475	1,491	1,513	1,543	1,567	1,583	1,595	1,628	1,615	176	10.8
Males.....		768	766	774	789	797	807	827	833	846	849	864	855	98	11.3
Females.....		689	686	689	686	694	706	716	734	737	746	764	760	78	10.2
Transportation and public utilities															
Males.....	1,081	7,357	7,424	7,457	7,508	7,553	7,638	7,735	7,782	7,796	7,731	7,723	7,892	535	6.8
Females.....		3,340	3,397	3,453	3,544	3,593	3,719	3,742	3,801	3,811	3,767	3,764	3,853	513	13.3
		4,017	4,027	3,999	3,964	3,960	3,919	3,993	3,981	3,985	3,964	3,959	4,039	120	2.9
Drays and storage, including livery stables and teaming.....	334	387	383	379	387	391	399	399	405	407	403	400	400	30	7.3
Males.....		197	196	195	196	196	204	201	204	211	209	208	208	16	7.6
Females.....		190	187	184	191	195	195	198	201	196	194	193	201	17	8.5
Electric light and power.....	98	630	634	628	631	628	622	638	642	648	654	663	670	48	7.2
Males.....		287	288	292	294	305	300	314	313	314	320	326	330	43	13.3
Females.....		343	346	336	337	323	322	324	329	334	334	337	340	24	6.9
Electric railroads.....	83	1,905	2,008	2,048	2,066	2,041	2,064	2,092	2,143	2,149	2,104	2,162	2,162	257	11.9
Males.....		1,008	1,061	1,088	1,122	1,108	1,147	1,134	1,191	1,207	1,167	1,168	1,200	204	16.9
Females.....		902	947	960	944	933	917	958	952	942	937	992	962	60	6.2
Natural gas.....	73	825	822	811	787	798	784	792	796	791	792	779	786	46	5.6
Males.....		450	465	463	464	476	468	467	482	484	482	485	487	37	7.6
Females.....		375	357	348	323	322	316	325	314	307	310	294	299	81	21.6
Pipe lines (petroleum).....	22	153	154	152	153	152	158	161	162	162	156	156	159	10	6.1
Males.....		120	122	121	122	121	126	130	131	131	127	125	129	11	8.4
Females.....		33	32	31	31	31	32	31	31	31	29	31	30	4	(1)
Telegraph and telephone, including messenger service.....	360	2,963	2,938	2,939	2,964	2,992	3,062	3,067	3,074	3,089	3,088	3,082	3,202	264	8.2
Males.....		907	896	913	944	954	1,037	1,048	1,084	1,027	1,037	1,028	1,094	198	18.0
Females.....		2,056	2,042	2,026	2,020	2,038	2,025	2,039	2,040	2,062	2,051	2,054	2,108	88	4.1
Transportation by water, including stevedoring.....	37	179	176	189	202	230	232	240	235	229	218	203	170	70	29.2
Males.....		144	141	149	158	184	187	191	187	182	173	160	137	54	28.2
Females.....		35	35	40	44	46	45	49	48	47	45	43	33	16	(1)

Waterworks.....	24	151	155	162	167	172	172	177	176	178	179	183	187	36	19.3
Males.....		113	116	125	129	136	137	142	140	143	144	150	152	39	25.6
Females.....		38	39	37	38	36	35	35	36	35	35	33	35	6	(1)
Transportation and public utilities, n. o. c.....	50	164	154	149	151	149	145	149	149	143	137	145	147	27	16.4
Males.....		119	112	112	115	113	113	115	119	112	108	114	116	11	9.3
Females.....		45	42	37	36	36	32	34	30	31	29	31	31	16	(1)

1919: SALESPEOPLE (NOT TRAVELING)

ALL INDUSTRIES	23,652	43,506	43,722	44,458	45,543	45,704	46,285	46,225	46,335	47,661	48,407	50,512	53,967	10,461	19.4
Males.....		20,573	20,873	21,168	21,627	22,044	22,324	22,777	22,954	23,230	23,509	23,932	24,564	3,991	16.2
Females.....		22,933	22,859	23,290	23,916	23,660	23,961	23,448	23,381	24,431	24,898	26,580	29,403	6,544	22.3
Agriculture	552	48	48	50	60	62	49	47	46	47	48	48	57	23	(1)
Males.....		30	29	31	38	37	39	34	31	31	31	31	33	10	(1)
Females.....		18	19	19	31	23	23	15	16	15	16	17	24	16	(1)
Construction	4,747	421	438	447	484	505	521	526	544	559	564	570	555	149	26.1
Males.....		386	401	406	439	459	474	482	501	513	519	523	509	137	26.2
Females.....		35	37	41	45	46	47	44	43	46	45	47	46	12	(1)
Electrical contracting.....	186	100	106	106	112	119	125	124	132	140	147	153	152	53	34.6
Males.....		93	96	96	102	107	112	112	121	126	133	138	140	47	33.6
Females.....		7	10	10	10	12	13	12	11	14	14	15	12	8	(1)
General contracting.....	1,808	80	84	91	106	113	115	123	136	130	130	132	129	56	41.2
Males.....		79	84	90	106	112	114	123	136	129	129	131	119	57	41.9
Females.....		1	1	1	1	1	1	1	1	1	1	1	1	1	(1)
Construction, n. o. c.....	2,753	241	248	250	266	273	281	274	276	289	287	285	283	48	16.6
Males.....		214	221	220	231	240	248	242	244	258	257	254	250	44	17.0
Females.....		27	27	30	35	33	33	32	32	31	30	31	33	8	(1)
Fisheries	41	1	1	1	1	1	1	1	1	1	1	1	1		
Males.....		1	1	1	1	1	1	1	1	1	1	1	1		
Manufactures	9,011	4,886	4,979	5,067	5,135	5,251	5,322	5,456	5,520	5,556	5,584	5,669	5,731	845	14.7
Males.....		3,860	3,920	4,002	4,030	4,132	4,208	4,330	4,351	4,391	4,405	4,469	4,471	611	13.7
Females.....		1,026	1,059	1,065	1,105	1,119	1,114	1,126	1,169	1,165	1,179	1,200	1,260	234	18.6
Chemicals and allied products.....	369	190	191	192	197	199	206	217	214	216	221	226	220	36	15.9
Males.....		186	187	188	198	195	204	213	209	211	216	221	215	35	15.8
Females.....		4	4	4	4	4	4	4	5	5	5	5	5	1	(1)
Food and kindred products.....	1,475	2,168	2,198	2,228	2,275	2,300	2,334	2,344	2,362	2,393	2,398	2,444	2,474	306	12.4
Males.....		1,462	1,466	1,486	1,453	1,483	1,504	1,530	1,525	1,544	1,574	1,606	1,606	153	9.5
Females.....		706	732	742	777	792	796	804	819	818	819	838	868	162	13.7
Bakery products.....	403	1,286	1,291	1,321	1,350	1,382	1,396	1,409	1,415	1,449	1,468	1,481	1,503	217	14.4
Males.....		872	875	891	915	940	952	969	963	990	1,013	1,017	1,027	155	15.0
Females.....		414	416	430	435	442	444	440	452	459	455	464	476	62	13.0
Confectionery.....	131	327	353	348	378	388	383	395	397	386	400	423	443	116	26.2
Males.....		89	88	87	91	93	93	99	100	96	103	116	110	29	25.0
Females.....		238	265	261	287	295	290	296	297	290	297	307	333	95	28.5

1 Not computed owing to small number represented.

TABLE A.—*Fluctuation in employment in industries other than mining and quarrying in Ohio, 1914 to 1929, by occupation group, industry, and sex—Continued*

1919: SALESPEOPLE (NOT TRAVELING)—Continued

Industry and sex	Number of establishments reporting	Number employed on the 15th of each month												Variation from maximum	
		January	February	March	April	May	June	July	August	September	October	November	December	Number	Per cent
Manufactures—Continued.															
Food and kindred products—Continued.															
Dairy products and ice cream.....	187	212	217	217	157	157	164	173	168	161	159	167	160	60	27.6
Males.....		182	185	185	126	125	125	130	125	122	122	129	124	63	34.0
Females.....		30	32	32	31	32	39	43	43	39	37	38	36	13	(1)
Slaughtering and meat packing.....	109	217	211	216	217	220	228	228	232	233	234	240	234	29	12.0
Males.....		196	195	200	196	200	208	206	208	206	209	215	215	20	9.3
Females.....		21	16	16	21	20	20	22	24	27	25	25	19	11	(1)
Food and kindred products, n. o. c.....	645	126	126	126	128	128	129	129	132	133	132	133	134	8	6.0
Males.....		123	123	123	125	125	126	126	129	130	127	129	130	7	5.4
Females.....		3	3	3	3	3	3	3	3	3	5	4	4	2	(1)
Iron and steel and their products.....	1,687	485	505	519	526	564	562	569	588	593	591	593	596	111	18.6
Males.....		450	472	486	491	522	519	529	546	554	547	550	553	104	18.8
Females.....		35	33	33	35	42	43	40	42	39	44	43	43	11	(1)
Foundry and machine-shop products.....	1,151	202	205	215	227	232	243	255	267	268	264	270	270	68	25.2
Males.....		183	188	198	208	209	221	235	245	248	242	247	247	65	26.2
Females.....		19	17	17	19	23	22	20	22	20	22	23	23	6	(1)
Steel works and rolling mills.....	54	93	99	99	102	132	111	108	109	107	111	108	107	39	29.5
Males.....		80	86	86	89	116	94	92	93	92	93	92	91	36	31.0
Females.....		13	13	13	13	16	17	16	15	18	16	16	16	5	(1)
Stoves and urnaces.....	87	106	110	114	106	103	108	105	108	110	113	109	112	11	9.6
Males.....		103	107	111	103	100	104	101	104	106	109	105	108	11	9.9
Females.....		3	3	3	3	3	4	4	4	4	4	4	4	1	(1)
Iron and steel and their products, n. o. c.....	395	84	91	91	91	97	100	101	104	108	103	106	107	24	22.2
Males.....		84	91	91	91	97	100	101	104	108	103	106	107	24	22.2
Leather and leather products.....	156	26	28	38	43	42	43	46	41	39	39	38	48	22	(1)
Males.....		26	28	33	36	37	37	40	38	35	35	34	41	15	(1)
Females.....		7	5	5	7	5	6	6	3	4	4	4	7	7	(1)
Liquors and beverages.....	167	122	125	125	132	135	153	166	169	159	154	148	141	47	27.8
Males.....		122	125	125	132	135	153	166	169	159	154	148	141	47	27.8
Lumber and its products.....	923	141	143	143	144	144	146	144	146	148	152	153	150	12	7.8
Males.....		134	134	134	136	136	138	136	139	140	143	142	140	9	6.3
Females.....		7	9	9	8	8	8	8	7	8	9	11	10	4	(1)
Metals and metal products, other than iron and steel.....	409	115	114	117	119	121	122	124	123	122	124	126	130	16	12.3
Males.....		106	105	108	110	112	113	115	113	113	115	117	117	11	9.4
Females.....		9	9	9	9	9	9	9	10	9	9	9	13	4	(1)
Paper and printing.....	924	812	837	855	879	884	901	913	925	947	943	956	985	173	17.6
Males.....		686	709	735	758	772	788	805	815	828	820	834	838	152	18.1
Females.....		126	128	120	121	112	113	108	110	119	123	122	147	39	26.5

Printing and publishing	709	722	748	767	788	790	806	818	831	850	845	860	893	171	19.1
Males		614	638	665	685	697	712	729	740	750	741	757	765	151	19.7
Females		108	110	102	103	93	94	89	91	100	104	103	128	39	30.5
Paper and printing, n. o. c.	215	90	89	88	91	94	95	95	94	97	98	96	92	10	(1)
Males		72	71	70	73	75	76	75	78	79	77	77	73	7	(1)
Females		18	18	18	18	19	19	19	19	19	19	19	19	1	(1)
Rubber products	108	52	56	56	64	70	75	82	81	79	80	92	90	40	(1)
Males		50	54	54	60	67	72	79	78	77	78	90	88	40	(1)
Females		2	2	2	4	3	3	3	3	2	2	2	2	2	(1)
Stone, clay, and glass products	693	71	70	71	73	73	74	104	103	103	101	104	104	34	(1)
Males		65	65	66	68	68	68	98	97	97	95	97	97	33	(1)
Females		6	5	5	5	5	6	6	6	6	6	7	7	2	(1)
Textiles	767	300	312	318	324	331	318	329	351	341	333	327	327	51	14.5
Males		248	254	257	262	266	265	267	270	272	266	265	268	24	8.8
Females		52	58	61	62	65	53	62	81	69	67	62	59	29	(1)
Millinery and lace goods, including artificial flowers and feathers	35	109	118	119	118	119	110	110	118	114	110	107	103	16	13.4
Males		79	83	84	81	81	85	79	79	81	78	77	77	8	(1)
Females		30	35	35	37	38	25	31	39	33	32	30	26	14	(1)
Textiles, n. o. c.	732	191	194	199	206	212	208	219	233	227	223	220	224	42	18.0
Males		169	171	173	181	185	180	188	191	191	188	188	191	22	11.5
Females		22	23	26	25	27	28	31	42	36	35	32	33	20	(1)
Tobacco manufactures	249	32	32	33	31	31	30	30	31	32	32	32	33	3	(1)
Males		32	32	33	31	31	30	30	31	32	32	32	33	3	(1)
Females		83	75	76	76	83	88	90	90	97	100	100	99	25	25.0
Vehicles	390	71	63	65	65	72	76	78	78	83	82	81	82	20	(1)
Males		12	12	11	11	12	12	12	12	14	18	19	17	8	(1)
Females		12	12	11	11	12	12	12	12	14	18	19	17	8	(1)
Miscellaneous manufactures	694	289	293	296	297	299	302	308	314	318	321	330	334	45	13.5
Males		222	226	232	235	236	241	244	243	246	248	252	252	30	11.9
Females		67	67	64	62	63	61	64	71	72	73	78	82	21	25.6
Service	2,563	1,895	1,953	2,027	2,069	2,091	2,036	2,044	2,026	2,079	2,025	2,017	2,027	196	9.4
Males		1,405	1,463	1,539	1,565	1,595	1,524	1,527	1,518	1,571	1,525	1,521	1,535	190	11.9
Females		490	490	488	504	496	512	517	508	508	500	496	492	29	5.6
Garages	576	661	709	777	817	855	878	889	886	890	885	889	903	242	26.8
Males		657	706	774	812	850	873	883	880	887	884	888	902	245	27.2
Females		4	3	3	5	5	5	6	6	3	1	1	1	5	(1)
Laundries and dry cleaners	281	344	343	352	344	330	336	339	332	341	336	330	330	22	6.3
Males		287	284	293	283	272	277	280	274	280	275	271	273	22	7.5
Females		57	59	59	61	58	59	59	58	61	61	59	57	4	6.6
Restaurants	406	595	603	600	609	608	609	609	598	624	594	589	583	41	6.6
Males		223	231	231	231	235	223	219	216	244	215	213	207	37	15.2
Females		372	372	369	378	373	386	390	382	380	379	376	376	21	5.4
Saloons	78	124	123	122	121	121	45	35	35	36	32	32	32	92	74.2
Males		121	120	119	118	118	42	32	32	33	29	29	29	92	76.0
Females		3	3	3	3	3	3	3	3	3	3	3	3		(1)
Service, n. o. c.	1,222	171	175	176	173	177	168	172	175	188	178	177	179	20	10.6
Males		117	122	122	121	120	109	113	116	127	122	120	124	18	14.2
Females		54	53	54	57	57	59	59	59	61	56	57	55	6	(1)

¹ Not computed owing to small number represented.

TABLE A.—Fluctuation in employment in industries other than mining and quarrying in Ohio, 1914 to 1929, by occupation group, industry, and sex—Continued

1919: SALESPeOPLE (NOT TRAVELING)—Continued

Industry and sex	Number of establishments reporting	Number employed on the 15th of each month												Variation from maximum	
		January	February	March	April	May	June	July	August	September	October	November	December	Number	Per cent
Trade	5,657	36,069	36,144	36,698	37,615	37,622	38,159	37,962	38,009	39,228	39,990	42,014	45,406	9,317	20.5
Males.....		14,743	14,906	15,084	15,396	15,659	15,907	16,229	16,378	16,545	16,846	17,208	17,841	3,098	17.4
Females.....		21,346	21,238	21,664	22,219	21,963	22,252	21,733	21,631	22,683	23,144	24,806	27,565	6,327	23.0
Offices	594	332	330	348	340	339	351	365	363	369	377	403	426	96	22.5
Males.....		251	256	264	258	261	268	278	282	291	296	299	303	52	17.2
Females.....		81	74	84	82	78	83	87	81	78	81	104	123	45	36.6
Stores, retail and wholesale	4,271	35,504	35,554	36,082	36,989	36,993	37,508	37,297	37,345	38,554	39,311	41,307	44,674	9,170	20.5
Males.....		14,271	14,422	14,535	14,888	15,143	15,374	15,685	15,828	15,980	16,279	16,637	17,263	2,992	17.3
Females.....		21,233	21,132	21,547	22,101	21,850	22,134	21,612	21,517	22,574	23,032	24,670	27,411	6,279	22.9
Yards, lumber, coal, and scrap	728	161	170	178	191	196	202	201	202	208	203	203	201	47	22.6
Males.....		161	170	178	191	196	202	201	202	208	203	203	201	47	22.6
Females.....		25	25	26	28	27	28	27	27	27	27	28	28	3	(1)
Trade, n. o. c.	64	67	65	64	67	67	70	72	72	70	72	73	77	13	(1)
Males.....		60	58	57	59	50	63	65	66	66	68	69	74	17	(1)
Females.....		7	7	7	8	8	7	7	6	4	4	4	3	5	(1)
Transportation and public utilities	1,081	166	169	168	170	174	184	187	188	192	196	193	190	30	15.3
Males.....		148	153	155	158	161	171	174	174	178	182	179	174	34	18.7
Females.....		18	16	13	12	13	13	13	14	14	14	14	16	6	(1)

¹ Not computed owing to small number represented.

TABLE A.—Fluctuation in employment in industries other than mining and quarrying in Ohio, 1914 to 1929, by occupation group, industry, and sex—Continued
1920: WAGE EARNERS

Industry and sex	Number of establishments reporting	Number employed on the 15th of each month												Variation from maximum	
		January	February	March	April	May	June	July	August	September	October	November	December	Number	Per cent
ALL INDUSTRIES	27, 241	965, 466	954, 090	986, 870	988, 016	973, 970	1, 002, 058	997, 747	964, 163	954, 033	914, 088	844, 326	770, 271	231, 787	23. 1
Males.....		816, 694	807, 803	836, 967	837, 755	824, 679	850, 312	846, 306	815, 845	806, 817	771, 473	709, 178	645, 355	204, 957	24. 1
Females.....		146, 772	146, 287	149, 873	150, 261	149, 291	151, 746	151, 441	148, 318	147, 216	142, 615	135, 148	124, 916	26, 830	17. 7
Agriculture	586	3, 522	3, 552	3, 821	4, 540	4, 923	5, 428	5, 841	5, 124	5, 099	4, 903	4, 383	3, 964	2, 319	39. 7
Males.....		3, 319	3, 314	3, 552	4, 204	4, 574	5, 068	5, 273	4, 809	4, 766	4, 593	4, 120	3, 698	1, 959	37. 2
Females.....		203	238	269	336	349	360	568	315	333	310	263	266	365	54. 3
Dairy farming.....	35	438	444	445	457	475	507	507	503	508	501	485	481	70	13. 8
Males.....		428	434	435	447	465	499	499	493	496	491	475	471	71	14. 2
Females.....		10	10	10	10	10	8	8	10	12	10	10	10	4	(1)
Florists, fruit growers, and nurserymen.....	179	1, 528	1, 587	1, 753	2, 313	2, 542	2, 915	2, 978	2, 388	2, 278	2, 199	2, 046	1, 746	1, 460	48. 7
Males.....		1, 383	1, 409	1, 546	2, 042	2, 271	2, 635	2, 502	2, 156	2, 032	1, 972	1, 851	1, 541	1, 252	47. 5
Females.....		145	178	207	271	271	280	476	232	246	227	195	205	331	69. 5
General farming.....	327	1, 503	1, 457	1, 555	1, 717	1, 854	1, 953	2, 265	2, 080	2, 148	2, 115	1, 738	1, 624	898	35. 7
Males.....		1, 455	1, 407	1, 503	1, 682	1, 786	1, 881	2, 181	2, 007	2, 073	2, 042	1, 680	1, 573	774	35. 5
Females.....		48	50	52	55	68	72	84	73	75	73	58	51	36	(1)
Operating farm machinery, not by farmers.....	45	53	64	68	53	52	53	91	153	165	88	114	113	113	68. 5
Males.....		53	64	68	53	52	53	91	153	165	88	114	113	113	68. 5
Construction	5, 382	51, 516	50, 566	58, 029	67, 186	72, 277	76, 351	79, 415	78, 687	82, 340	75, 469	66, 894	55, 726	31, 774	38. 6
Males.....		51, 374	50, 427	57, 874	67, 020	72, 115	76, 180	79, 245	78, 525	82, 169	75, 279	66, 711	55, 557	31, 742	38. 6
Females.....		142	139	155	166	162	171	170	162	171	190	183	169	51	26. 8
Brick, stone, and cement work.....	513	2, 918	2, 994	3, 691	4, 576	4, 648	5, 025	5, 353	5, 372	5, 234	5, 101	4, 407	3, 668	2, 454	45. 7
Males.....		2, 914	2, 990	3, 687	4, 569	4, 640	5, 017	5, 345	5, 365	5, 227	5, 094	4, 401	3, 663	2, 451	45. 7
Females.....		4	4	4	7	8	8	8	7	7	7	6	5	4	(1)
Electrical contracting.....	224	2, 411	2, 400	2, 444	2, 586	2, 480	2, 590	2, 614	2, 507	2, 403	2, 403	2, 259	2, 260	355	13. 6
Males.....		2, 404	2, 388	2, 434	2, 570	2, 470	2, 578	2, 603	2, 497	2, 386	2, 394	2, 241	2, 242	337	13. 1
Females.....		7	12	10	16	10	12	11	10	17	11	18	18	11	(1)
Erecting or installing machinery.....	104	535	541	552	601	643	705	653	554	550	530	444	439	266	37. 7
Males.....		534	540	551	599	641	703	652	553	549	529	443	438	265	37. 7
Females.....		1	1	1	2	2	2	1	1	1	1	1	1	1	(1)
General contracting.....	1, 970	28, 329	27, 491	32, 329	36, 420	38, 033	39, 168	40, 397	39, 232	43, 072	36, 334	31, 735	26, 991	16, 081	37. 3
Males.....		28, 302	27, 466	32, 287	36, 382	37, 997	39, 133	40, 363	39, 202	43, 035	36, 285	31, 694	26, 959	16, 076	37. 4
Females.....		27	25	42	38	36	35	34	30	37	49	41	32	14	(1)
Oil, gas, and water; drilling or producing.....	493	3, 945	3, 883	4, 045	4, 298	4, 477	4, 701	4, 717	4, 716	4, 762	4, 672	4, 800	4, 660	917	19. 1
Males.....		3, 941	3, 879	4, 041	4, 295	4, 474	4, 698	4, 714	4, 713	4, 759	4, 668	4, 797	4, 656	918	19. 1
Females.....		4	4	4	3	3	3	3	3	3	4	4	4	1	(1)

¹Not computed owing to small number represented.

TABLE A.—Fluctuation in employment in industries other than mining and quarrying in Ohio, 1914 to 1929, by occupation group, industry, and sex—Continued

1920: WAGE EARNERS—Continued

Industry and sex	Number of establishments reporting	Number employed on the 15th of each month												Variation from maximum		
		January	February	March	April	May	June	July	August	September	October	November	December	Number	Per cent	
Construction—Continued.																
Painting and decorating.....	365	1,419	1,603	1,959	1,956	2,422	2,598	2,480	2,353	2,278	2,151	1,845	1,527	1,179	45.4	
Males.....		1,374	1,566	1,922	1,918	2,385	2,560	2,442	2,318	2,239	2,108	1,798	1,483	1,186	46.3	
Females.....		45	37	37	38	37	38	38	35	39	43	47	44	12	(1)	
Plastering.....	158	892	864	982	998	899	1,060	1,239	1,281	1,282	1,323	1,256	1,185	459	34.7	
Males.....		892	864	982	998	899	1,060	1,239	1,281	1,282	1,323	1,256	1,185	459	34.7	
Plumbing and steam fitting.....	440	3,763	3,654	3,663	3,722	3,360	3,179	3,308	3,316	3,879	4,061	3,926	3,619	882	21.7	
Males.....		3,759	3,649	3,658	3,717	3,355	3,174	3,303	3,311	3,874	4,066	3,921	3,614	882	21.7	
Females.....		4	5	5	5	5	5	5	5	5	5	5	5	1	(1)	
Sand and gravel excavating.....	86	598	596	712	908	976	1,030	963	915	1,020	1,039	937	695	443	42.6	
Males.....		597	595	711	903	971	1,025	958	910	1,015	1,033	932	692	438	42.4	
Females.....		1	1	1	5	5	5	5	5	5	6	5	3	5	(1)	
Sheet-metal work and roofing.....	338	2,169	2,247	2,347	2,516	2,788	2,714	2,879	2,763	2,781	2,824	2,787	2,499	710	24.7	
Males.....		2,164	2,241	2,343	2,512	2,783	2,710	2,875	2,759	2,778	2,821	2,784	2,496	711	24.7	
Females.....		5	6	4	4	5	4	4	4	3	3	3	3	3	(1)	
Street, road, and sewer contracting.....	625	3,956	3,821	4,816	8,122	11,030	13,047	14,219	15,196	14,438	14,297	11,753	7,530	11,375	74.9	
Males.....		3,912	3,777	4,769	8,074	10,979	12,988	14,158	15,134	14,384	14,236	11,699	7,476	11,357	75.0	
Females.....		44	44	47	48	51	59	61	62	54	61	54	54	18	(1)	
Ventilating and heating.....	58	513	434	405	413	456	468	528	406	552	652	668	583	263	39.4	
Males.....		513	434	405	413	456	468	528	406	552	652	668	583	263	39.4	
Fisheries.....	39	202	213	237	375	370	378	428	440	359	345	363	280	238	54.1	
Males.....		200	212	236	373	369	376	426	438	357	343	361	278	238	54.3	
Females.....		2	1	1	2	1	2	2	2	2	2	2	2	1	(1)	
Manufactures.....	9,652	763,282	754,615	776,484	764,545	742,673	762,219	753,182	720,940	707,237	674,469	615,308	555,339	209,206	27.4	
Males.....		655,552	647,251	666,544	654,822	634,072	652,244	644,135	614,462	602,350	574,468	522,615	472,369	194,175	29.1	
Females.....		107,730	107,364	109,940	109,723	108,601	109,975	109,047	106,478	104,887	100,001	92,693	82,970	27,005	24.6	
Chemicals.....	411	20,347	20,443	21,505	20,820	20,074	20,922	21,366	21,418	21,298	20,404	19,010	16,472	5,033	23.4	
Males.....		17,956	18,064	19,090	18,477	17,754	18,540	18,868	18,994	19,016	18,127	17,067	14,831	4,259	22.3	
Females.....		2,391	2,379	2,415	2,343	2,320	2,382	2,498	2,424	2,282	2,277	1,943	1,641	857	34.3	
Chemicals, acids, and wood distillation.....	61	4,233	4,231	4,560	4,599	4,429	4,639	4,717	4,776	4,969	4,784	4,568	3,710	1,259	25.3	
Males.....		4,199	4,194	4,513	4,541	4,385	4,592	4,685	4,739	4,929	4,744	4,532	3,681	1,248	25.3	
Females.....		34	37	47	58	44	47	32	37	40	40	36	29	24	(1)	
Explosives.....	12	360	370	381	393	352	391	395	422	387	405	401	374	62	14.7	
Males.....		360	368	378	389	350	389	393	420	386	405	401	374	60	14.3	
Females.....			2	3	4	2	2	2	2	1			4	(1)		

PART 2.—GENERAL TABLE

Fertilizers.....	36	1,161	1,329	1,773	1,584	1,205	1,188	1,451	1,829	1,834	1,267	1,126	1,155	708	38.6
Males.....		1,152	1,319	1,763	1,572	1,194	1,176	1,437	1,817	1,821	1,258	1,115	1,150	706	38.8
Females.....		9	10	10	12	11	12	14	12	13	9	11	5	10	(1)
Ink, printing and writing.....	11	469	468	474	479	477	494	470	450	449	439	402	387	107	21.7
Males.....		439	437	447	454	447	462	441	421	417	406	376	360	102	22.1
Females.....		30	31	27	25	30	32	29	29	32	31	26	27	7	(1)
Oil, linseed, lubricating, and cottonseed, and oil cake.....	23	365	342	377	382	335	405	399	398	406	387	370	343	73	17.9
Males.....		361	338	371	376	333	400	392	392	402	383	363	337	69	17.2
Females.....		4	4	6	6	2	5	7	6	6	4	7	6	5	(1)
Paint and varnish.....	90	3,429	3,501	3,779	3,649	3,671	3,820	3,923	3,930	3,748	3,453	3,012	2,766	1,164	29.6
Males.....		3,116	3,182	3,404	3,284	3,299	3,432	3,515	3,533	3,392	3,102	2,726	2,512	1,017	28.8
Females.....		313	319	375	365	372	388	408	397	356	351	286	250	158	38.7
Patent medicines and drug compounds.....	58	1,368	1,321	1,413	1,369	1,395	1,442	1,516	1,452	1,392	1,390	1,262	1,110	406	26.8
Males.....		644	610	648	646	630	674	703	678	686	665	647	594	109	15.5
Females.....		724	714	765	723	765	768	813	774	706	715	615	516	297	36.5
Petroleum refining.....	30	2,160	2,171	2,190	2,158	2,186	2,201	2,237	2,302	2,315	2,399	2,389	2,274	241	10.0
Males.....		2,152	2,159	2,143	2,143	2,168	2,182	2,216	2,279	2,295	2,379	2,369	2,257	236	9.9
Females.....		8	12	13	15	18	19	21	23	20	20	20	17	15	(1)
Salt.....	7	1,020	947	923	916	918	1,026	1,045	1,062	1,058	937	817	713	349	32.9
Males.....		876	806	789	794	794	897	910	930	932	834	733	642	290	31.1
Females.....		144	141	134	122	124	129	135	132	126	103	84	71	73	50.7
Soap, candles, grease, and tallow.....	50	4,855	4,884	4,795	4,364	4,202	4,436	4,410	4,005	3,961	4,242	4,072	3,156	1,728	35.4
Males.....		3,881	3,930	3,922	3,527	3,398	3,612	3,514	3,126	3,126	3,365	3,311	2,542	1,388	35.3
Females.....		974	954	873	837	804	824	896	879	855	877	761	614	360	37.0
Food and kindred products.....	1,601	29,532	27,947	27,581	27,423	27,973	30,529	31,125	32,123	36,378	33,600	31,321	28,438	8,955	24.6
Males.....		22,211	21,095	20,627	20,810	21,362	23,109	23,490	23,932	26,432	24,620	23,526	22,262	5,805	22.0
Females.....		7,371	6,852	6,954	6,613	6,611	7,420	7,635	8,191	9,946	8,980	7,795	6,176	3,770	37.9
Bakery products.....	451	6,927	6,926	6,955	6,975	7,090	7,369	7,331	7,118	6,976	7,175	7,206	6,889	480	6.5
Males.....		5,092	5,101	5,061	5,135	5,227	5,361	5,350	5,229	5,194	5,283	5,356	5,235	300	5.6
Females.....		1,835	1,825	1,894	1,840	1,863	2,008	1,981	1,889	1,782	1,892	1,850	1,654	354	17.6
Canning and preserving.....	85	617	561	617	714	841	1,791	1,988	2,523	6,102	2,371	1,374	581	5,521	90.5
Males.....		429	409	443	518	632	1,204	1,218	1,598	3,741	1,283	761	446	3,332	89.1
Females.....		188	152	174	196	209	587	770	925	2,361	1,088	613	135	2,226	94.3
Coffee, spices, and peanuts, roasting and grinding.....	31	948	921	956	938	962	1,015	1,131	1,079	975	923	839	816	315	27.9
Males.....		489	477	484	478	498	526	561	562	510	506	479	476	86	15.3
Females.....		469	444	472	460	464	489	570	517	465	417	360	340	230	40.4
Confectionery.....	138	4,795	4,568	4,564	4,282	4,151	4,282	4,134	4,879	5,351	5,779	4,968	4,008	1,771	30.6
Males.....		1,700	1,650	1,634	1,583	1,560	1,586	1,583	1,700	1,835	1,864	1,677	1,460	404	21.7
Females.....		3,095	2,918	2,930	2,699	2,591	2,696	2,551	3,179	3,516	3,915	3,291	2,548	1,367	34.9
Cordials, sirups, and flavoring extracts.....	25	645	605	631	605	602	592	586	610	627	575	501	144	22.3	5.5
Males.....		261	260	259	256	257	277	264	249	251	248	237	222	55	19.9
Females.....		384	345	372	349	345	355	328	337	359	379	338	279	56	14.6
Dairy products and ice cream.....	220	3,429	3,469	3,570	3,789	4,100	4,609	4,600	4,478	4,316	4,025	3,749	3,576	1,180	25.6
Males.....		3,120	3,165	3,244	3,448	3,712	4,162	4,123	4,020	3,840	3,592	3,353	3,201	1,042	25.0
Females.....		309	304	326	341	388	447	477	458	476	433	396	375	173	36.3
Flour-mill and grist-mill products.....	485	3,134	2,975	2,935	2,908	2,779	2,848	2,928	2,971	2,968	2,923	2,967	2,888	355	11.3
Males.....		2,974	2,894	2,863	2,744	2,725	2,790	2,870	2,921	2,907	2,833	2,785	2,752	249	8.4
Females.....		160	81	72	64	54	58	58	50	51	90	182	136	132	72.5

1 Not computed owing to small number represented.

TABLE A.—Fluctuation in employment in industries other than mining and quarrying in Ohio, 1914 to 1929, by occupation group, industry, and sex—Continued

1920: WAGE EARNERS—Continued

Industry and sex	Number of establishments reporting	Number employed on the 15th of each month												Variation from maximum	
		January	February	March	April	May	June	July	August	September	October	November	December	Number	Per cent
Manufactures—Continued.															
Food and kindred products—Continued.															
Food preparations.....	26	1,633	1,460	1,273	1,195	1,153	1,363	1,676	1,708	1,628	1,379	1,262	997	711	41.6
Males.....		1,332	1,178	1,046	991	946	1,112	1,257	1,311	1,256	1,102	1,018	879	453	34.0
Females.....		351	282	227	204	207	251	419	397	372	277	244	118	301	71.8
Oleomargarine.....	4	303	297	281	275	287	273	267	271	283	293	288	284	36	11.9
Males.....		240	235	222	222	229	210	216	217	224	235	227	224	30	12.5
Females.....		63	62	59	53	58	63	51	54	59	58	61	60	12	(1)
Slaughtering and meat packing.....	120	6,610	5,594	5,230	5,123	5,209	5,506	5,459	5,227	5,301	5,357	5,512	5,906	1,037	16.8
Males.....		5,630	5,198	4,842	4,745	4,815	5,059	5,059	4,863	4,935	4,992	5,110	5,339	935	16.8
Females.....		480	396	388	378	394	417	400	364	366	365	402	467	116	24.2
Sugar.....	8	711	363	370	525	604	612	801	1,046	1,492	2,501	2,333	1,906	2,138	85.5
Males.....		707	359	368	523	602	610	796	1,044	1,478	2,479	2,320	1,896	2,120	85.5
Females.....		4	4	2	2	2	2	5	2	14	22	13	10	20	(1)
Vinegar and cider.....	7	148	140	135	127	135	168	149	174	322	192	194	150	195	60.6
Males.....		107	103	98	101	100	122	125	156	198	149	140	97	101	51.0
Females.....		41	37	37	26	35	46	24	18	124	43	44	53	106	85.5
Iron and steel and their products.....	1,797	278,796	273,372	284,009	274,824	260,073	275,016	277,535	273,682	279,608	269,161	250,121	222,049	61,960	21.8
Males.....		270,608	265,219	275,416	266,425	251,759	266,492	268,989	265,656	271,811	261,632	243,260	215,974	59,442	21.6
Females.....		8,188	8,153	8,593	8,399	8,314	8,524	8,546	8,026	7,797	7,479	6,861	6,075	2,518	29.3
Blast-furnace products.....	32	8,505	8,388	8,338	8,474	8,172	8,841	8,618	8,647	8,332	8,750	7,416	6,556	2,285	25.8
Males.....		8,487	8,368	8,319	8,456	8,152	8,825	8,599	8,631	8,306	8,724	7,400	6,541	2,284	25.9
Females.....		18	20	19	18	20	16	19	16	26	26	16	15	10	(1)
Boilers and tanks.....	34	2,504	2,468	2,386	2,326	2,540	2,689	2,751	2,888	2,936	2,703	2,542	2,139	797	27.1
Males.....		2,504	2,468	2,386	2,326	2,540	2,689	2,751	2,888	2,936	2,703	2,542	2,139	797	27.1
Bolts, nuts, washers, and rivets.....	30	5,615	5,436	5,629	5,668	5,328	5,461	5,618	5,663	5,678	5,771	5,364	5,264	5,077	8.8
Males.....		4,731	4,561	4,715	4,678	4,496	4,591	4,731	4,755	4,795	4,900	4,506	4,439	4,61	9.4
Females.....		884	875	914	890	832	870	887	883	883	871	859	825	89	9.7
Calculating machines.....	13	9,619	9,879	10,023	9,875	9,747	9,899	9,909	9,810	9,021	8,899	8,583	7,749	2,274	22.7
Males.....		8,570	8,805	8,958	8,825	8,685	8,782	8,787	8,702	8,012	7,918	7,654	6,915	2,043	22.8
Females.....		1,049	1,074	1,065	1,050	1,062	1,117	1,122	1,108	1,009	981	929	834	288	25.7
Cutlery and tools.....	86	5,325	5,210	5,364	5,350	5,176	5,224	5,247	5,233	4,908	4,834	4,353	3,738	1,626	30.3
Males.....		4,744	4,649	4,769	4,759	4,597	4,644	4,672	4,631	4,330	4,256	3,795	3,289	1,480	31.0
Females.....		581	561	595	591	579	580	575	602	578	578	558	449	153	25.4
Doors and shutters, iron and steel.....	7	478	463	487	474	491	523	544	563	591	576	542	518	128	21.7
Males.....		475	461	484	470	488	521	542	560	587	572	539	515	126	21.5
Females.....		3	2	3	4	3	2	2	3	4	3	3	2	(1)	

Files.....	4	296	302	290	282	267	266	264	247	243	224	160	158	144	47.7
Males.....		258	265	252	246	232	232	232	215	212	195	132	136	133	50.2
Females.....		38	37	38	36	35	34	32	32	31	29	28	22	16	(1)
Forgings.....	37	8,380	8,307	8,237	7,853	7,684	7,454	7,357	7,559	7,399	6,879	5,287	4,490	3,890	46.4
Males.....		7,993	7,904	7,789	7,431	7,269	7,042	6,938	7,137	7,008	6,480	4,999	4,260	3,733	46.7
Females.....		387	403	448	422	415	412	419	422	391	399	288	230	218	48.7
Foundry and machine-shop products.....	1,222	123,645	121,891	125,719	124,351	118,649	121,126	121,721	121,361	119,653	111,155	103,954	93,942	31,777	25.3
Males.....		120,553	118,819	122,548	121,155	115,457	117,856	118,463	118,575	116,937	108,686	101,746	91,985	30,563	24.9
Females.....		3,092	3,072	3,171	3,196	3,192	3,270	3,258	2,786	2,716	2,469	2,208	1,957	1,313	40.2
Gas engines and tractors.....	31	2,526	2,739	3,014	3,090	3,330	3,557	3,911	4,000	4,400	3,133	2,510	2,229	2,171	49.3
Males.....		2,504	2,715	2,984	3,062	3,301	3,524	3,878	3,977	4,380	3,123	2,503	2,221	2,159	49.3
Females.....		22	24	30	28	29	33	33	23	20	10	7	8	12	(1)
Nails and spikes, cut, wrought, and wire.....	3	295	289	284	299	285	292	398	303	310	328	323	317	114	28.6
Males.....		181	186	183	192	181	197	295	184	180	189	181	177	118	40.0
Females.....		114	103	101	107	104	95	103	119	130	139	142	140	47	33.1
Pipe, wrought.....	5	1,380	1,355	1,412	1,391	1,327	1,345	1,368	1,354	1,366	1,468	1,223	1,310	245	16.7
Males.....		1,380	1,355	1,412	1,391	1,327	1,345	1,368	1,354	1,366	1,468	1,223	1,310	245	16.7
Pumps and windmills.....	30	2,610	2,681	2,470	2,495	2,302	2,298	2,151	2,040	1,895	1,916	1,894	1,863	818	30.5
Males.....		2,597	2,669	2,450	2,471	2,267	2,274	2,135	2,031	1,889	1,911	1,890	1,860	737	28.4
Females.....		13	12	20	24	35	24	16	9	6	5	4	3	32	(1)
Safes and vaults.....	17	2,872	2,903	2,863	2,824	2,816	2,868	2,947	2,972	2,948	3,097	3,178	3,268	452	13.8
Males.....		2,849	2,879	2,840	2,791	2,791	2,842	2,922	2,945	2,920	3,074	3,155	3,243	452	13.9
Females.....		23	24	23	25	25	26	25	27	28	23	23	25	5	(1)
Scales and balances.....	3	819	830	826	735	683	628	573	608	579	552	533	544	297	35.8
Males.....		773	783	775	692	637	586	539	565	546	519	503	513	280	35.8
Females.....		46	47	51	43	46	42	34	43	33	33	30	31	21	(1)
Screws, machine and wood.....	5	810	878	905	802	821	760	746	745	659	620	586	549	356	39.3
Males.....		525	544	568	518	518	466	475	475	430	398	378	352	216	38.0
Females.....		285	334	337	284	303	294	271	270	229	222	208	197	140	41.5
Sewing machines, cases, and attachments.....	4	2,524	2,404	2,400	2,347	2,325	2,283	2,220	1,944	1,913	1,637	1,538	1,213	1,311	51.9
Males.....		2,273	2,167	2,159	2,120	2,114	2,053	2,024	1,814	1,777	1,500	1,421	1,111	1,162	51.1
Females.....		251	237	241	227	211	230	196	130	136	137	117	102	149	59.4
Springs, coil.....	12	275	265	250	247	222	236	251	265	300	314	267	223	92	29.3
Males.....		246	229	225	221	195	214	223	225	252	279	238	200	84	30.1
Females.....		29	36	25	26	27	22	28	40	48	35	29	23	26	(1)
Springs, steel, car and carriage.....	5	342	330	346	347	351	340	335	322	337	307	290	183	168	47.9
Males.....		277	283	293	291	292	284	289	269	280	253	192	161	132	45.1
Females.....		65	47	53	56	59	56	46	53	57	54	38	22	43	(1)
Steel works and rolling mills.....	63	74,282	70,734	75,593	69,971	63,117	73,663	74,716	70,373	77,546	76,972	71,962	61,483	16,063	20.7
Males.....		73,902	70,366	75,103	69,475	62,649	73,161	74,166	69,843	76,986	76,411	71,451	61,044	15,942	20.7
Females.....		380	368	490	496	468	502	550	530	560	561	511	439	192	34.3
Stoves and furnaces.....	87	11,310	11,330	11,561	11,123	11,017	11,208	11,431	11,483	11,899	12,049	11,506	10,251	1,798	14.9
Males.....		11,017	10,839	11,027	10,680	10,507	10,694	10,907	11,004	11,438	11,604	11,110	9,907	1,697	14.6
Females.....		514	491	534	443	510	514	524	479	461	445	396	344	190	35.6
Tin plate and terneplate.....	9	5,666	5,381	6,094	5,175	4,021	4,710	5,072	5,692	5,850	6,145	5,948	3,454	2,691	43.8
Males.....		5,504	5,217	5,890	4,964	3,890	4,563	4,906	5,509	5,651	5,936	5,748	3,306	2,630	44.3
Females.....		162	164	204	211	131	147	166	183	199	209	200	148	80	37.9
Wire.....	11	6,359	6,641	6,488	6,753	6,680	6,514	6,643	6,749	7,246	7,646	6,951	7,536	1,287	16.8
Males.....		6,254	6,536	6,370	6,646	6,571	6,393	6,513	6,614	7,107	7,502	6,808	7,397	1,248	16.6
Females.....		105	105	118	107	109	121	130	135	139	144	143	139	39	27.1

1 Not computed owing to small number represented.

TABLE A.—Fluctuation in employment in industries other than mining and quarrying in Ohio, 1914 to 1929, by occupation group, industry, and sex—Continued

1920: WAGE EARNERS—Continued

Industry and sex	Number of establishments reporting	Number employed on the 15th of each month												Variation from maximum	
		January	February	March	April	May	June	July	August	September	October	November	December	Number	Per cent
		Manufactures—Continued.													
Iron and steel and their products—Contd.															
Wirework, wire rope, and cable.....	37	620	615	645	669	687	694	679	667	676	722	730	674	115	15.8
Males.....		508	514	542	573	584	585	582	573	580	621	621	570	113	18.2
Females.....		112	101	103	96	103	99	97	94	96	101	109	104	16	14.3
Leather and leather products.....															
Males.....	158	19,011	18,781	18,911	18,568	18,157	17,647	17,000	16,042	14,565	13,376	12,120	12,564	6,891	36.2
Females.....		12,485	12,338	12,500	12,215	11,872	11,549	11,075	10,508	9,558	8,782	8,072	8,178	4,428	35.4
Boots, shoes, cut stock, and findings.....															
Males.....	66	6,526	6,443	6,411	6,353	6,285	6,098	5,925	5,534	5,007	4,594	4,048	4,386	2,478	38.0
Females.....		9,427	9,272	9,384	9,174	8,918	8,693	8,327	7,874	7,138	6,533	6,036	6,365	3,391	36.0
Gloves and mittens, leather.....															
Males.....	3	6,037	5,957	5,896	5,802	5,760	5,579	5,416	5,117	4,588	4,183	3,699	4,169	2,338	38.7
Females.....		150	160	202	219	218	217	221	180	170	154	150	179	142	64.3
Leather, tanned, curried, and finished.....															
Males.....	25	1,903	1,890	1,914	1,895	1,836	1,749	1,659	1,585	1,423	1,287	1,202	1,068	846	44.2
Females.....		1,858	1,849	1,875	1,851	1,794	1,716	1,625	1,549	1,398	1,267	1,186	1,057	818	43.6
Saddlery and harness.....															
Males.....	22	45	41	39	44	42	33	34	36	25	20	16	11	34	(1)
Females.....		537	542	536	538	556	568	559	552	546	565	480	391	177	31.2
Trunks and valises.....															
Males.....	19	482	491	485	475	489	488	474	482	438	452	390	352	139	28.3
Females.....		55	51	51	63	67	80	85	70	108	113	90	39	74	65.5
Liquors and beverages.....															
Males.....	150	360	366	378	358	366	348	334	322	320	312	279	241	137	36.2
Females.....		294	298	302	290	302	284	277	274	267	266	236	205	97	32.1
Mineral waters and beverages.....															
Males.....	138	66	68	76	68	64	64	57	48	53	46	43	36	40	(1)
Females.....		3,378	3,412	3,426	3,603	3,798	4,257	4,369	4,196	3,850	3,499	3,193	2,835	1,534	35.1
Lumber and its products.....															
Males.....	1,003	3,227	3,229	3,220	3,404	3,578	4,024	4,120	3,964	3,641	3,311	3,024	2,708	1,417	34.4
Females.....		151	183	206	199	220	233	249	232	209	188	169	132	117	47.0
Baskets, wood, rattan, and willow.....															
Males.....	20	3,150	3,163	3,179	3,364	3,557	4,006	4,121	3,951	3,605	3,256	2,965	2,614	1,507	36.6
Females.....		3,011	3,000	2,998	3,183	3,355	3,793	3,893	3,736	3,410	3,078	2,807	2,492	1,401	36.0
Iron and steel and their products—Contd.															
Males.....		139	163	181	181	202	213	228	215	195	178	158	122	106	46.5
Females.....		27,761	27,148	27,735	27,396	27,245	27,915	27,378	27,627	27,133	26,122	25,105	22,876	5,039	18.1
Leather, tanned, curried, and finished.....															
Males.....		25,893	25,316	25,785	25,327	25,174	25,773	25,731	25,608	25,085	24,094	23,157	21,107	4,786	18.5
Females.....		1,868	1,832	1,950	2,069	2,071	2,142	2,147	2,119	2,048	2,028	1,948	1,769	378	17.6
Boots, shoes, cut stock, and findings.....															
Males.....		299	291	318	386	395	447	477	497	503	457	469	372	212	42.1
Females.....		197	208	213	255	272	297	310	323	324	311	317	251	127	39.2
Females.....		102	88	105	131	123	150	167	174	179	146	152	121	96	53.6

Boxes, cigar	19	382	388	405	406	407	418	442	444	424	426	421	404	62	14.0
Males		155	155	159	159	159	163	168	171	165	161	162	158	16	9.4
Females		227	233	246	247	248	255	274	273	259	265	259	246	47	17.2
Boxes and packing crates	38	1,411	1,413	1,482	1,420	1,411	1,530	1,540	1,505	1,435	1,336	1,282	1,184	356	23.1
Males		1,349	1,353	1,407	1,344	1,335	1,435	1,452	1,422	1,355	1,269	1,195	1,107	345	23.8
Females		62	60	75	76	76	95	88	83	80	67	87	77	35	(1)
Coffins and undertakers' goods	15	1,398	1,351	1,352	1,395	1,336	1,356	1,328	1,358	1,314	1,278	1,239	1,211	187	13.4
Males		1,157	1,115	1,096	1,141	1,081	1,096	1,077	1,103	1,064	1,035	1,015	994	163	14.1
Females		241	236	256	254	255	260	251	255	250	243	224	217	43	16.5
Cooperage and related goods	97	1,995	1,889	1,927	1,842	1,833	1,940	2,067	2,074	2,075	2,024	1,931	1,727	348	16.8
Males		1,909	1,803	1,852	1,758	1,753	1,861	1,989	1,997	1,996	1,938	1,844	1,662	335	16.8
Females		86	86	75	84	80	79	78	77	79	86	87	65	22	(1)
Furniture	157	9,042	8,798	8,815	8,590	8,406	8,228	8,208	8,042	7,989	7,712	7,161	6,064	2,978	32.9
Males		8,491	8,241	8,231	7,922	7,723	7,581	7,596	7,494	7,505	7,262	6,781	5,770	2,721	32.0
Females		551	557	584	668	683	647	612	548	484	450	380	294	389	57.0
Lasts	5	300	277	291	283	258	240	245	237	218	175	183	143	47.7	
Males		278	263	275	269	245	240	239	233	216	173	154	179	124	44.6
Females		22	14	16	14	13		6	4	2	2	3	4	20	(1)
Looking-glass and picture frames	11	450	466	485	501	468	486	534	545	534	500	459	443	102	18.7
Males		393	399	419	428	397	420	464	469	456	431	400	392	77	16.4
Females		57	67	66	73	71	66	70	76	78	69	59	51	27	(1)
Matches	4	1,651	1,569	1,439	1,483	1,483	1,690	1,803	1,843	1,952	2,167	2,234	1,993	795	35.7
Males		1,340	1,269	1,245	1,121	1,173	1,318	1,404	1,413	1,469	1,629	1,683	1,419	562	33.4
Females		311	300	318	318	310	372	399	430	483	538	551	574	274	47.7
Saw-mill and planing-mill products	573	9,145	9,047	9,468	9,554	9,639	9,932	9,704	9,604	9,256	8,637	8,368	7,952	1,980	19.9
Males		9,016	8,927	9,341	9,426	9,511	9,795	9,583	9,469	9,151	8,537	8,278	7,877	1,918	19.6
Females		129	120	127	128	128	137	121	135	105	100	90	75	62	45.3
Show cases	10	223	214	216	208	204	206	205	197	202	200	197	184	39	17.5
Males		207	198	201	193	189	191	192	185	191	188	185	172	35	16.9
Females		16	16	15	15	15	15	13	12	11	12	12	12	5	(1)
Wood bending, turning, carving	48	1,249	1,239	1,233	1,166	1,183	1,202	1,094	1,039	995	966	908	829	420	33.6
Males		1,187	1,181	1,168	1,107	1,115	1,137	1,027	988	958	917	860	797	390	32.9
Females		62	58	65	59	68	65	67	51	37	49	43	32	36	(1)
Wood preserving	4	170	160	134	161	177	195	186	196	192	199	239	285	151	53.0
Males		169	159	133	160	177	195	186	196	192	199	239	285	152	53.3
Females		1	1	1	1										
Metals and metal products, other than iron and steel	457	35,981	35,653	36,090	35,645	35,024	36,391	35,751	34,994	34,205	33,336	31,468	28,364	8,027	22.1
Males		29,156	29,042	29,223	28,736	28,190	29,238	28,555	27,861	27,072	26,214	24,363	21,772	7,466	25.5
Females		6,775	6,611	6,867	6,909	6,834	7,153	7,196	7,133	7,133	7,122	7,105	6,592	604	8.4
Brass, bronze, and aluminum products	122	8,207	8,231	8,499	8,564	8,393	8,391	8,167	7,528	7,059	6,625	5,543	4,524	4,040	47.2
Males		7,791	7,814	8,059	8,106	7,958	7,943	7,735	7,124	6,687	6,281	5,290	4,296	3,810	47.0
Females		416	417	440	458	435	448	432	404	372	344	313	228	280	50.2
Clocks, watches, and materials	9	1,187	1,153	1,162	1,134	1,138	1,170	1,201	1,207	1,234	1,239	1,253	1,176	119	9.5
Males		776	764	765	742	747	785	796	779	793	787	796	752	54	6.8
Females		411	389	397	392	391	385	405	428	441	452	457	424	72	15.8
Copper, tin, and sheet-iron products	185	15,719	15,650	15,766	15,545	14,943	15,839	15,530	15,213	14,778	14,397	13,685	11,946	3,893	24.6
Males		13,439	13,344	13,363	13,129	12,634	13,407	13,119	12,896	12,496	12,156	11,442	10,011	3,428	25.5
Females		2,280	2,306	2,403	2,416	2,309	2,432	2,411	2,317	2,282	2,241	2,243	1,935	467	20.4

1 Not computed owing to small number represented.

TABLE A.—Fluctuation in employment in industries other than mining and quarrying in Ohio, 1914 to 1929, by occupation group, industry, and sex—Continued

1920: WAGE EARNERS—Continued

Industry and sex	Number of establishments reporting	Number employed on the 15th of each month												Variation from maximum	
		January	February	March	April	May	June	July	August	September	October	November	December	Number	Per cent
Manufactures—Continued.															
Metals and metal products—Continued.															
Electroplating.....	22	219	226	206	199	195	199	210	207	188	194	197	191	38	16.8
Males.....		211	218	199	194	190	195	206	203	184	189	192	186	34	15.6
Females.....		8	8	7	5	5	4	4	4	4	5	5	5	4	(1)
Furniture (metal) and office fixtures.....	14	2,695	2,605	2,612	2,440	2,507	2,698	2,646	2,524	2,573	2,463	2,508	2,301	397	14.7
Males.....		2,419	2,356	2,375	2,179	2,236	2,494	2,392	2,272	2,342	2,217	2,194	1,977	457	18.8
Females.....		276	249	237	261	271	264	254	252	231	246	314	324	98	28.7
Gas and electric fixtures and lamps and reflectors.....	43	6,330	6,316	6,290	6,367	6,486	6,619	6,553	6,870	6,979	7,159	7,124	7,084	869	12.1
Males.....		3,273	3,339	3,185	3,264	3,329	3,288	3,151	3,434	3,440	3,496	3,523	3,572	421	11.8
Females.....		3,057	2,977	3,105	3,103	3,157	3,331	3,402	3,436	3,539	3,663	3,601	3,512	686	18.7
Jewelry.....	27	791	664	732	709	715	753	702	696	662	550	566	572	241	30.5
Males.....		551	491	533	515	523	542	491	500	489	449	458	462	102	18.5
Females.....		240	173	199	194	192	211	211	196	173	101	108	110	139	57.9
Silverware and plated ware.....	5	296	297	287	289	287	305	303	312	315	320	290	279	41	12.8
Males.....		256	256	255	252	251	261	263	268	270	285	247	242	43	15.1
Females.....		40	41	32	37	36	44	40	44	45	35	43	37	13	(1)
Paper and printing.....	977	34,523	34,479	35,029	34,882	34,737	35,133	35,754	35,677	35,011	35,284	34,522	33,312	2,442	6.8
Males.....		25,615	25,509	25,792	25,725	25,755	26,045	26,431	26,427	25,931	26,187	25,804	24,997	1,434	5.4
Females.....		8,908	8,970	9,237	9,157	8,982	9,088	9,323	9,250	9,080	9,097	8,718	8,315	1,008	10.8
Bags, paper.....	13	1,520	1,572	1,698	1,599	1,637	1,545	1,598	1,554	1,493	1,400	1,333	1,217	481	28.3
Males.....		675	671	729	715	757	713	783	694	661	673	616	570	213	27.2
Females.....		845	901	969	884	880	832	815	860	832	787	717	647	322	33.2
Boxes, fancy and paper.....	67	3,643	3,555	3,603	3,552	3,463	3,589	3,845	3,723	3,651	3,481	3,334	3,095	750	19.5
Males.....		1,580	1,563	1,564	1,569	1,547	1,642	1,653	1,641	1,620	1,543	1,474	1,384	269	16.3
Females.....		2,068	1,992	2,039	1,983	1,916	1,947	2,192	2,082	2,031	1,938	1,860	1,711	481	21.9
Engraving and diesinking.....	9	178	195	207	210	225	233	226	238	233	232	219	178	60	25.2
Males.....		114	125	126	127	128	128	126	132	131	123	118	105	27	20.5
Females.....		64	70	81	83	97	105	100	106	102	109	101	73	45	41.3
Envelopes.....	6	1,140	1,155	1,159	1,158	1,140	1,229	1,226	1,250	1,254	1,237	1,275	1,253	135	10.6
Males.....		435	420	434	447	472	459	474	492	484	515	527	516	107	20.3
Females.....		705	735	725	711	668	770	752	758	770	722	748	737	102	13.2
Labels and tags.....	8	762	748	752	777	762	770	758	747	690	731	712	691	87	11.2
Males.....		630	617	620	642	633	643	636	634	598	615	596	583	60	9.3
Females.....		132	131	132	135	129	127	122	113	92	116	116	108	43	31.9
Paper, including stationery.....	58	7,922	7,750	7,803	7,778	7,726	7,946	8,161	8,264	8,137	8,203	7,849	7,415	839	10.2

Males	6,956	6,777	6,819	6,793	6,754	6,957	7,159	7,218	7,122	7,173	6,887	6,483	735	10.2	
Females	966	973	984	985	972	989	1,002	1,086	1,015	1,030	962	932	104	10.0	
Photo-engraving	26	469	470	480	482	478	484	470	465	460	464	458	26	5.4	
Males	465	465	473	475	475	473	479	465	459	452	456	450	29	6.1	
Females	4	5	6	5	7	5	5	5	6	8	8	8	4	(1)	
Printing and publishing	752	17,833	17,998	18,290	18,313	18,300	18,329	18,461	18,438	18,062	18,447	18,315	18,012	628	3.4
Males	13,856	13,959	14,125	14,066	14,109	14,140	14,244	14,267	13,955	14,197	14,250	14,088	411	2.9	
Females	3,977	4,034	4,165	4,247	4,191	4,189	4,217	4,171	4,107	4,250	4,285	3,974	276	6.5	
Stereotyping and electrotyping	20	584	591	595	601	588	594	580	579	563	569	559	551	50	8.3
Males	580	588	593	599	586	591	577	575	560	566	556	549	50	8.3	
Females	4	3	2	2	2	3	3	4	3	3	3	2	2	(1)	
Rubber products	114	76,877	78,063	80,767	82,063	79,884	74,666	66,094	50,410	41,376	44,056	35,073	30,735	51,328	62.5
Males	70,329	71,486	74,071	75,470	73,455	68,279	60,180	45,275	36,889	39,954	31,414	27,380	48,090	63.7	
Females	6,548	6,567	6,696	6,593	6,429	6,387	5,914	5,135	4,487	4,102	3,659	3,355	3,341	49.9	
Druggists' sundries and toys, rubber	35	1,768	1,652	1,690	1,550	1,601	1,749	1,866	1,803	1,744	1,667	1,510	1,392	474	25.4
Males	1,008	952	957	888	913	961	1,033	1,008	1,003	958	858	773	260	25.2	
Females	760	700	733	662	688	788	833	795	741	709	652	619	214	25.7	
Tires and tubes	79	75,109	76,401	79,077	80,513	78,283	72,917	64,228	48,607	39,632	42,889	33,562	29,343	51,170	63.6
Males	69,821	70,534	73,114	74,582	72,542	67,318	59,147	44,267	35,896	38,996	30,556	26,607	47,975	64.3	
Females	5,788	5,867	5,963	5,931	5,741	5,599	5,081	4,340	3,746	3,893	3,007	2,796	3,227	54.1	
Stone, clay, and glass products	713	38,940	38,965	40,760	41,119	40,872	40,346	40,129	40,617	40,690	40,761	39,968	38,853	2,226	5.5
Males	33,426	33,398	35,088	35,374	35,327	34,834	34,752	34,891	34,919	34,770	34,006	33,074	2,300	6.5	
Females	5,514	5,567	5,672	5,745	5,546	5,512	5,377	5,726	5,771	5,991	5,962	5,779	614	10.2	
Brick and tile, clay	183	5,026	4,984	5,479	6,149	6,485	6,528	6,429	5,984	5,775	5,433	4,752	4,073	2,455	37.6
Males	5,024	4,975	5,469	6,145	6,481	6,525	6,423	5,979	5,769	5,428	4,752	4,069	2,456	37.6	
Females	2	9	10	4	2	3	6	5	6	6	3	4	8	(1)	
Cement	8	576	513	577	569	547	606	539	544	529	558	545	553	153	23.0
Males	575	512	576	568	546	605	538	543	528	557	544	552	153	23.0	
Females	1	1	1	1	1	1	1	1	1	1	1	1	1	(1)	
Concrete products	93	480	478	579	665	724	758	701	664	681	670	595	482	280	36.9
Males	490	478	579	665	724	758	701	664	681	670	595	482	280	36.9	
Crucibles	4	309	316	341	337	333	350	348	345	358	352	335	319	49	13.7
Males	305	311	337	333	328	345	343	340	353	347	332	316	48	13.6	
Females	4	5	4	4	5	5	5	5	5	5	5	5	2	(1)	
Emery wheels and other abrasives	5	228	223	203	202	204	195	213	249	256	260	290	267	71	26.7
Males	227	222	202	201	203	194	212	248	255	259	265	229	267	71	26.8
Females	1	1	1	1	1	1	1	1	1	1	1	1	1	(1)	
Glass	49	10,985	11,225	11,457	11,900	11,622	10,565	10,287	11,215	11,188	10,972	11,334	11,416	1,366	11.8
Males	9,222	9,473	9,679	9,330	9,820	8,878	8,788	9,491	9,474	9,061	9,628	9,628	1,032	10.5	
Females	1,763	1,778	1,778	1,830	1,801	1,687	1,469	1,724	1,714	1,891	1,897	1,897	1,788	428	22.6
Glass cutting and ornamenting	17	313	305	312	310	311	308	315	327	302	306	306	276	51	15.6
Males	225	218	220	222	224	218	220	229	229	188	182	164	65	28.4	
Females	88	87	92	88	87	90	95	98	98	84	118	116	31	26.3	
Line	5	160	180	175	194	203	193	210	218	204	203	165	160	59	26.9
Males	160	180	175	194	203	193	210	218	204	203	165	160	59	26.9	
Marble and stone work	90	624	627	687	702	691	701	720	722	707	777	801	718	177	22.1
Males	624	627	687	702	691	701	720	722	707	777	801	718	177	22.1	
Mirrors	11	179	196	206	201	192	199	212	206	192	183	201	114	98	46.2
Males	163	182	191	180	176	175	182	180	158	151	173	100	91	47.6	
Peanles	16	14	15	21	16	24	30	26	34	32	28	14	20	(1)	

1 Not computed owing to small number represented.

TABLE A.—Fluctuation in employment in industries other than mining and quarrying in Ohio, 1914 to 1929, by occupation group, industry, and sex—Continued

1920: WAGE EARNERS—Continued

Industry and sex	Number of establishments reporting	Number employed on the 15th of each month												Variation from maximum		
		January	February	March	April	May	June	July	August	September	October	November	December	Number	Per cent	
Manufactures—Continued.																
Stone, clay, and glass products—Continued.																
Pottery, terra-cotta and fire-clay products	193	18,929	18,750	19,394	19,256	18,196	18,494	18,723	13,674	19,070	19,530	19,276	19,392	1,334	6.8	
Males		15,291	15,063	15,624	15,501	14,568	14,795	14,955	14,310	15,146	15,594	15,367	15,541	1,056	6.8	
Females		3,638	3,687	3,770	3,775	3,628	3,699	3,768	3,364	3,924	3,936	3,909	3,851	308	7.8	
Stone and clay, crushing and grinding	37	249	233	298	303	346	395	427	424	411	338	293	194	45.4		
Males		248	232	297	302	344	398	425	422	419	409	337	292	196	45.4	
Females		1	1	1	1	2	2	2	2	2	2	1	1	1	(1)	
Wall plaster	14	830	872	991	974	955	931	958	983	952	1,049	1,001	765	284	27.1	
Males		830	872	991	974	955	931	958	983	952	1,049	1,001	765	284	27.1	
Textiles	810	43,307	43,814	44,485	43,895	43,715	43,330	42,265	41,419	40,345	38,669	35,824	31,631	12,854	29.0	
Males		15,474	15,627	15,914	15,417	15,290	15,546	15,059	14,496	14,103	13,590	12,823	11,533	4,381	27.5	
Females		27,833	28,187	28,571	28,478	28,425	27,784	27,206	26,923	26,242	25,079	23,001	20,098	8,473	29.7	
Awnings, tents, and sails	36	1,773	1,864	1,874	2,043	2,002	2,114	1,946	1,533	1,473	1,263	1,087	985	1,129	53.4	
Males		922	963	1,018	1,061	1,094	1,158	1,103	850	822	673	645	587	571	49.3	
Females		851	901	856	982	908	956	843	683	651	590	442	398	564	59.5	
Bags, other than paper	9	235	228	231	233	240	223	230	213	161	176	142	96	144	60.0	
Males		54	62	57	49	50	52	60	51	47	42	36	26	26	(1)	
Females		181	166	174	184	190	171	180	162	114	127	100	60	130	68.4	
Clothing, men's	191	10,946	11,298	11,653	11,626	11,738	11,187	10,831	11,066	11,040	10,872	10,387	9,041	2,697	23.0	
Males		3,179	3,303	3,443	3,398	3,438	3,287	3,165	3,256	3,230	3,203	3,039	2,712	731	21.2	
Females		7,767	7,995	8,210	8,228	8,300	7,900	7,666	7,810	7,810	7,669	7,348	6,329	1,971	23.7	
Clothing, women's	127	8,591	8,644	8,566	8,064	7,509	7,574	7,279	7,448	7,184	6,710	6,070	5,258	3,386	39.2	
Males		2,840	2,860	2,317	2,599	2,520	2,430	2,560	2,560	2,530	2,264	2,074	1,861	999	34.9	
Females		5,742	5,784	5,749	5,465	5,190	5,050	4,849	4,888	4,654	4,254	3,806	3,397	2,387	41.3	
Ordage, twine, jute, and linen goods	11	1,029	988	1,229	1,143	1,118	1,232	1,156	924	947	946	952	871	361	29.3	
Males		831	801	1,023	936	898	1,016	946	756	760	758	763	713	303	29.8	
Females		198	187	201	207	220	216	210	168	187	188	189	158	62	28.2	
Cotton goods and small wares	4	218	206	196	211	216	197	221	221	210	134	147	123	98	44.3	
Males		83	82	75	82	78	68	79	84	75	38	45	34	50	(1)	
Females		135	124	121	129	138	129	142	137	135	96	102	89	53	37.3	
Custom tailoring, men's and women's	179	1,675	1,692	1,725	1,762	1,738	1,758	1,720	1,586	1,711	1,769	1,759	1,685	199	11.1	
Males		803	826	858	872	864	840	792	796	819	808	802	760	112	12.8	
Females		872	866	867	890	874	918	928	790	892	961	957	925	171	17.8	
Flags, banners, and regalia	11	1,049	991	1,084	1,056	1,063	1,062	1,055	1,037	967	954	903	870	214	19.7	
Males		401	403	419	427	426	435	435	412	406	390	367	362	73	16.8	
Females		648	588	665	629	637	627	620	625	561	564	536	506	157	23.6	

Furnishing goods, men's.....	20	592	615	622	624	617	573	524	551	545	504	372	351	273	43.8
Males.....		108	103	106	101	97	99	95	94	96	94	73	83	35	32.4
Females.....		484	512	516	523	520	474	429	457	449	410	299	268	255	48.8
Gloves, cloth.....	35	2,192	2,264	2,361	2,437	2,426	2,456	2,485	2,601	2,561	2,681	2,594	2,148	583	19.9
Males.....		370	388	380	377	372	392	395	410	422	422	392	357	301	28.7
Females.....		1,822	1,881	1,981	2,060	2,055	2,064	2,090	2,191	2,139	2,269	2,237	1,847	467	20.4
Hats and caps, other than felt, straw, or wool.....	22	483	489	476	476	494	478	445	418	423	372	288	237	257	52.0
Males.....		194	192	184	187	194	191	175	164	169	143	117	84	110	56.7
Females.....		289	297	292	289	300	287	270	254	254	229	171	153	147	49.0
Horse clothing.....	5	511	514	517	530	519	533	521	531	508	527	517	494	39	7.3
Males.....		235	232	239	235	230	227	220	220	221	225	224	221	19	7.9
Females.....		276	282	278	295	289	306	301	311	287	302	293	273	38	12.2
Hosiery and knit goods.....	36	4,969	5,127	5,323	5,325	5,627	5,636	5,440	5,434	5,181	4,652	3,778	3,083	2,553	45.3
Males.....		1,062	1,061	1,097	1,084	1,131	1,138	1,104	1,116	1,053	918	8,775	671	467	41.0
Females.....		3,907	4,046	4,226	4,241	4,496	4,498	4,336	4,318	4,128	3,734	3,003	2,412	2,086	46.4
Mattresses, pillows, and cotton felts.....	32	1,109	1,097	1,126	1,108	1,120	1,139	1,146	1,095	1,053	1,029	977	909	237	20.7
Males.....		770	765	776	775	775	786	805	761	746	730	689	662	143	17.8
Females.....		339	332	350	351	345	353	341	334	307	299	288	247	106	30.0
Millinery and lace goods.....	35	1,635	1,698	1,559	1,492	1,380	1,244	1,488	1,556	1,468	1,452	1,294	1,322	454	26.7
Males.....		400	410	404	404	393	399	421	401	392	406	362	350	71	16.9
Females.....		1,235	1,288	1,155	1,088	987	845	1,067	1,155	1,076	1,046	932	972	443	34.4
Oilcloth and linoleum.....	3	377	386	356	327	318	305	312	316	295	265	241	236	150	38.9
Males.....		350	357	328	302	293	281	288	293	271	238	219	214	143	40.1
Females.....		27	29	28	25	25	24	24	23	24	25	22	22	7	(1)
Shoddy.....	3	535	504	465	466	472	428	401	368	328	286	269	247	288	53.8
Males.....		352	324	295	286	308	269	240	215	197	183	176	161	191	54.3
Females.....		183	180	170	180	164	159	161	153	131	103	93	86	97	53.0
Woolen, worsted, and wool-felt goods.....	18	3,712	3,458	3,470	3,399	3,466	3,567	3,582	3,425	3,280	3,049	3,051	2,916	796	21.2
Males.....		1,516	1,474	1,484	1,402	1,436	1,488	1,483	1,432	1,289	1,304	1,304	1,242	274	18.1
Females.....		2,196	2,014	1,986	1,997	2,030	2,079	2,099	1,993	1,991	1,745	1,747	1,674	522	23.8
Tobacco manufactures.....	269	15,664	15,310	15,521	15,713	15,664	16,259	16,011	15,836	15,886	16,033	16,190	14,614	1,645	10.1
Males.....		4,152	3,942	3,714	3,934	3,882	4,062	3,967	3,875	3,795	3,853	3,266	3,724	438	10.5
Females.....		11,512	11,368	11,807	11,779	11,782	12,197	12,044	11,961	12,091	12,180	12,266	10,890	1,376	11.2
Chewing and smoking tobacco and snuff.....	7	1,696	1,582	1,599	1,690	1,671	1,823	1,859	1,900	1,848	1,711	1,768	1,414	486	25.6
Males.....		766	743	754	778	699	845	865	892	769	767	628	264	29.6	
Females.....		930	839	845	912	972	978	994	1,008	1,079	934	911	736	203	27.6
Cigars and cigarettes.....	177	12,065	11,845	12,012	12,210	12,130	12,401	12,230	12,141	12,320	12,593	12,853	11,613	1,240	9.6
Males.....		2,442	2,244	2,071	2,386	2,364	2,392	2,401	2,291	2,374	2,411	2,485	2,453	414	16.7
Females.....		9,623	9,604	9,941	9,824	9,766	10,009	9,829	9,850	9,946	10,182	10,368	9,160	1,208	11.7
Tobacco rehandlers.....	85	1,903	1,880	1,910	1,813	1,963	2,035	1,922	1,795	1,718	1,729	1,659	1,587	448	22.0
Males.....		944	955	889	770	825	825	701	692	652	665	672	643	312	32.7
Females.....		959	925	1,021	1,043	1,144	1,210	1,221	1,103	1,066	1,064	987	944	296	24.2
Vehicles.....	416	83,524	81,926	84,016	81,837	79,390	81,800	79,788	72,171	68,923	51,040	37,775	34,174	49,842	59.3
Males.....		79,625	77,988	80,039	77,708	75,417	77,803	75,913	68,934	61,175	49,214	36,583	33,178	46,861	58.5
Females.....		3,901	3,938	3,977	4,129	3,973	3,997	3,875	3,237	2,748	1,826	1,192	844	3,108	76.1
Airplanes and parts.....	3	600	640	667	715	772	740	829	855	781	723	743	742	255	29.8
Males.....		587	618	649	694	752	716	808	836	760	706	728	727	249	29.8
Females.....		13	22	18	21	20	24	21	19	21	15	15	15	6	(1)

1 Not computed owing to small number represented.

TABLE A.—Fluctuation in employment in industries other than mining and quarrying in Ohio, 1914 to 1929, by occupation group, industry, and sex—Continued

1920: WAGE EARNERS—Continued

Industry and sex	Number of establishments reporting	Number employed on the 15th of each month												Variation from maximum	
		Janu-ary	Febru-ary	March	April	May	June	July	August	Septem-ber	October	Novem-ber	Decem-ber	Num-ber	Per-cent
		Manufactures—Continued.													
Vehicles—Continued.															
Automobiles and parts.....	240	66,622	65,645	67,237	65,903	65,071	67,009	65,754	58,675	51,310	38,782	27,796	24,058	43,179	64.2
Males.....		63,140	62,132	63,717	62,179	61,534	63,451	62,287	55,794	48,871	37,221	26,832	23,211	40,506	63.6
Females.....		3,482	3,513	3,520	3,724	3,537	3,558	3,467	2,881	2,439	1,561	964	847	2,677	77.3
Bicycles, motor cycles, and parts.....	7	1,223	1,191	1,245	1,221	1,175	1,241	1,179	1,181	925	920	816	669	576	46.3
Males.....		1,059	1,040	1,076	1,062	1,021	1,068	1,027	1,048	820	820	723	614	474	43.6
Females.....		164	151	169	159	154	153	152	133	105	100	93	55	114	67.4
Carriages and sleds, children's.....	4	1,434	1,374	1,486	1,486	1,436	1,459	1,463	1,444	1,462	1,359	1,063	675	811	54.6
Males.....		1,321	1,253	1,351	1,350	1,302	1,310	1,319	1,317	1,340	1,270	1,003	647	704	52.1
Females.....		113	121	135	136	134	149	144	127	122	89	60	28	121	81.2
Carriages, wagons, and materials.....	124	4,205	4,162	4,357	4,246	3,914	3,994	3,802	3,465	3,167	3,344	2,475	2,352	2,005	46.0
Males.....		4,108	4,063	4,255	4,151	3,816	3,912	3,735	3,412	3,125	3,303	2,431	2,315	1,940	45.6
Females.....		97	99	102	95	98	82	67	53	42	41	44	37	65	63.7
Cars, steam and street railroad, not including operations of railroad companies.....	13	3,973	3,778	3,841	3,838	3,398	3,707	3,721	3,906	3,991	4,000	3,550	3,461	539	13.5
Males.....		3,963	3,768	3,831	3,829	3,388	3,697	3,711	3,895	3,980	3,989	3,541	3,454	601	15.1
Females.....		10	10	10	9	10	10	10	11	11	11	9	7	4	(1)
Ship and boat building.....	22	5,408	5,073	5,123	4,405	3,574	3,600	2,988	2,584	2,206	1,813	1,214	2,060	4,194	77.6
Males.....		5,386	5,051	5,100	4,385	3,554	3,579	2,974	2,571	2,199	1,807	1,208	2,054	4,178	77.6
Females.....		22	22	23	20	20	21	14	13	7	6	6	6	17	(1)
Miscellaneous manufactures.....	776	55,641	55,312	56,649	56,727	56,067	58,008	58,117	54,723	52,969	49,128	43,618	38,422	19,695	33.9
Males.....		45,397	44,998	46,065	45,805	45,257	46,950	47,005	44,141	42,923	40,070	35,592	31,656	15,349	32.7
Females.....		10,244	10,314	10,584	10,922	10,810	11,058	11,112	10,587	10,046	9,058	8,026	6,766	4,346	39.1
Agricultural implements.....	44	5,658	5,564	5,833	5,633	5,510	5,621	5,613	5,837	5,892	5,046	5,762	5,434	458	7.8
Males.....		5,595	5,502	5,768	5,571	5,448	5,568	5,558	5,775	5,825	5,696	5,688	5,369	456	7.8
Females.....		63	62	65	62	62	53	55	62	67	69	74	65	21	(1)
Brooms and mops.....	29	310	303	309	304	300	288	262	266	266	272	257	230	80	25.8
Males.....		255	249	254	240	242	235	210	222	219	223	213	197	58	22.7
Females.....		55	54	55	64	58	53	52	44	47	49	44	33	31	(1)
Brushes.....	12	441	431	446	464	440	460	498	496	510	504	498	469	79	15.5
Males.....		308	299	314	329	327	319	351	343	355	339	338	317	56	15.8
Females.....		133	132	132	135	113	141	147	153	155	165	160	152	52	31.5
Buttons.....	5	257	252	212	240	250	247	239	241	200	109	109	106	151	58.8
Males.....		155	154	116	146	156	147	141	144	107	27	26	27	130	83.3
Females.....		102	98	96	94	94	100	98	97	93	82	83	79	23	22.5

Coke.....	6	1,497	1,410	1,572	1,545	1,483	1,446	1,467	1,460	1,502	1,566	1,470	1,399	173	11.0
Males.....		1,497	1,410	1,572	1,545	1,483	1,446	1,467	1,460	1,502	1,566	1,470	1,399	173	11.0
Dairymen's, poulterers', and apiarists' supplies.....	4	371	390	365	344	333	337	340	356	367	397	401	376	69	17.0
Males.....		371	390	365	344	333	337	340	356	367	397	401	376	68	17.0
Dentists' supplies.....	13	665	669	658	658	606	614	630	606	601	585	578	527	142	21.2
Males.....		363	380	376	368	326	337	343	335	337	325	315	281	99	26.1
Females.....		302	289	282	290	280	277	282	271	264	260	263	246	56	18.5
Electrical machinery, apparatus, and supplies.....	141	27,510	27,574	28,318	27,928	27,258	27,890	27,888	24,957	24,005	21,137	17,080	14,448	13,870	49.0
Males.....		22,281	22,124	22,698	22,196	21,620	22,152	22,106	19,685	19,300	17,418	14,220	12,280	10,418	45.9
Females.....		5,229	5,450	5,620	5,732	5,638	5,738	5,782	5,272	4,705	3,719	2,860	2,168	3,614	62.5
Enameling and japanning.....	9	246	232	258	279	232	269	284	333	312	276	182	182	151	45.3
Males.....		180	174	199	200	169	195	208	233	206	200	129	138	109	45.8
Females.....		66	58	59	79	63	74	76	95	106	76	53	44	62	58.5
Fancy articles.....	4	615	570	576	563	548	556	529	515	487	444	418	346	269	43.7
Males.....		383	352	355	350	343	352	344	336	313	297	278	229	154	40.2
Females.....		232	218	221	213	205	204	185	179	174	147	140	117	115	49.6
Fire extinguishers, chemical.....	6	371	363	350	330	344	344	389	335	358	357	360	358	41	11.1
Males.....		350	345	327	312	328	329	325	329	348	347	349	351	39	11.1
Females.....		21	18	23	18	16	15	14	6	10	10	11	7	17	(¹)
Foundry supplies.....	13	175	176	172	193	175	179	200	195	191	168	159	152	48	24.0
Males.....		175	176	172	193	175	179	200	195	191	168	159	152	48	24.0
Fur goods.....	11	154	147	139	147	138	152	156	169	200	205	210	203	72	34.3
Males.....		94	94	91	91	83	91	95	97	112	117	118	111	35	29.7
Females.....		60	53	48	56	55	61	61	72	88	88	92	92	44	(¹)
Ice, manufactured.....	109	1,431	1,438	1,425	1,890	2,297	3,365	3,581	3,511	3,148	2,491	1,969	1,640	2,156	60.2
Males.....		1,427	1,434	1,421	1,883	2,290	3,354	3,571	3,498	3,134	2,481	1,962	1,632	2,150	60.2
Females.....		4	4	4	7	7	11	10	13	14	10	7	8	10	(¹)
Instruments, professional and scientific.....	18	383	364	358	370	372	376	364	349	342	337	328	317	66	17.2
Males.....		281	274	267	271	268	265	261	256	245	236	241	233	48	17.1
Females.....		102	90	91	99	104	111	103	93	97	101	87	84	27	24.3
Models and patterns, other than paper.....	91	1,309	1,318	1,329	1,425	1,428	1,370	1,343	957	883	838	713	647	781	54.7
Males.....		1,301	1,309	1,322	1,418	1,420	1,362	1,335	949	876	832	708	642	778	54.8
Females.....		8	9	7	7	8	8	8	8	7	6	5	5	4	(¹)
Musical instruments and materials, other than pianos and organs.....	22	1,983	1,800	1,848	1,853	1,724	1,797	1,483	1,335	991	980	985	777	1,206	60.8
Males.....		1,720	1,567	1,600	1,582	1,458	1,527	1,278	1,145	876	867	855	660	1,060	61.6
Females.....		263	233	248	271	266	270	205	190	115	113	130	117	158	58.3
Optical goods.....	31	459	454	440	438	431	438	431	410	388	409	378	361	98	21.4
Males.....		362	356	345	347	349	351	353	351	334	345	321	317	45	12.4
Females.....		97	98	95	91	82	87	78	59	54	64	57	44	53	(¹)
Pens, fountain, stylographic, and gold.....	3	315	311	321	322	354	337	350	352	360	367	382	357	71	18.6
Males.....		185	185	182	184	203	200	198	198	201	202	209	201	27	12.9
Females.....		130	126	139	138	151	137	152	154	159	165	173	156	47	27.2
Pianos, organs, and materials.....	18	2,074	2,026	1,990	1,907	1,951	1,944	2,008	1,979	1,985	1,978	1,884	1,668	406	19.6
Males.....		1,752	1,704	1,679	1,602	1,662	1,658	1,724	1,707	1,721	1,708	1,612	1,457	295	16.8
Females.....		322	322	311	301	289	286	284	272	264	270	252	211	111	34.5
Roofing materials.....	4	922	906	912	930	933	934	933	921	916	928	854	689	245	26.2
Males.....		897	881	887	905	907	909	909	898	891	904	830	673	236	26.0
Females.....		25	25	25	25	26	25	24	23	25	24	24	16	10	(¹)

¹ Not computed owing to small number represented.

TABLE A.—Fluctuation in employment in industries other than mining and quarrying in Ohio, 1914 to 1929, by occupation group, industry, and sex—Continued

1920: WAGE EARNERS—Continued

Industry and sex	Number of establishments reporting	Number employed on the 15th of each month												Variation from maximum	
		January	February	March	April	May	June	July	August	September	October	November	December	Number	Per cent
		Manufactures—Continued.													
Miscellaneous manufactures—Continued.															
Signs and advertising novelties.....	46	1,717	1,693	1,675	1,825	1,870	1,891	1,901	1,854	1,862	1,933	1,931	1,775	258	13.3
Males.....		891	920	930	1,007	1,045	1,058	1,073	1,040	996	1,002	1,028	951	182	17.0
Females.....		826	773	745	818	825	833	828	814	866	931	903	824	186	20.0
Sporting and athletic goods.....	8	1,000	997	986	999	1,061	1,093	1,083	1,085	1,079	1,106	1,082	993	120	10.8
Males.....		724	726	708	710	732	752	722	711	704	711	695	614	138	18.4
Females.....		276	271	278	289	329	341	361	374	375	395	387	379	124	31.4
Stationery.....	15	777	803	824	909	910	938	910	885	833	823	790	783	161	17.2
Males.....		557	575	591	620	618	641	656	645	611	610	604	580	99	15.1
Females.....		220	228	233	289	292	297	254	240	222	213	195	203	102	34.3
Toys and games.....	32	1,856	1,885	2,006	2,080	2,096	2,289	2,401	2,437	2,527	2,528	2,418	1,954	672	26.6
Males.....		971	1,000	1,041	1,077	1,076	1,131	1,165	1,204	1,238	1,224	1,159	963	275	22.2
Females.....		885	885	965	1,003	1,020	1,158	1,236	1,233	1,289	1,304	1,259	991	419	32.1
Umbrellas and canes.....	8	205	212	217	210	191	206	187	206	208	210	207	180	37	17.1
Males.....		65	74	78	77	78	79	64	69	73	71	71	60	19	(1)
Females.....		140	138	139	133	113	127	123	137	135	139	136	120	27	19.3
Washing machines and clothes wringers.....	17	522	522	547	538	535	566	591	590	519	519	428	365	226	38.2
Males.....		521	521	546	537	534	565	590	589	518	518	427	364	226	38.3
Females.....		1	1	1	1	1	1	1	1	1	1	1	1		
Service															
Males.....	3,847	43,646	43,741	44,568	45,823	46,823	48,033	48,392	48,350	48,099	47,421	46,694	45,458	4,746	9.8
Females.....		26,514	26,521	27,142	28,171	28,918	29,741	29,936	29,910	29,500	28,911	28,351	27,568	3,422	11.4
Total.....		17,132	17,220	17,426	17,652	17,905	18,292	18,456	18,440	18,599	18,510	18,343	17,890	1,467	7.9
Advertising.....	46	417	447	473	488	497	511	527	517	518	524	509	514	110	20.9
Males.....		402	431	460	473	479	476	468	473	468	468	466	478	77	16.1
Females.....		15	16	13	15	18	35	59	44	50	56	43	36	46	(1)
Banks.....	1,073	691	687	694	698	693	694	701	701	706	708	717	721	34	4.7
Males.....		519	513	520	524	518	522	526	524	528	534	540	544	31	5.7
Females.....		172	174	174	174	175	172	175	177	178	174	177	177	6	3.4
Barbers.....	31	247	242	242	246	254	255	247	246	248	250	244	239	16	6.3
Males.....		196	197	195	199	201	200	199	201	201	201	195	194	7	3.5
Females.....		51	45	47	47	53	55	48	45	47	49	49	45	10	(1)
Bowling alleys and parks.....	70	503	513	596	966	1,422	1,614	1,685	1,751	1,196	737	674	654	1,248	71.3
Males.....		437	446	536	859	1,194	1,316	1,377	1,403	1,023	680	619	597	966	68.9
Females.....		66	67	60	107	228	298	308	348	173	87	55	57	293	84.2
Garages.....	795	6,702	6,719	6,902	7,302	7,252	7,414	7,555	7,462	7,400	7,204	6,992	6,784	853	11.3
Males.....		6,629	6,644	6,830	7,226	7,177	7,340	7,478	7,383	7,318	7,123	6,908	6,704	849	11.4
Females.....		73	75	72	76	75	74	77	79	82	81	84	80	12	(1)

Hospitals.....	47	1,078	1,113	1,100	1,108	1,117	1,143	1,174	1,190	1,189	1,200	1,239	1,221	161	13.0
Males.....		269	268	271	266	266	273	285	287	286	295	310	312	46	14.7
Females.....		809	845	829	839	851	870	889	903	903	905	929	909	120	12.9
Hotels.....	352	10,275	10,147	10,199	10,371	10,613	11,471	11,891	11,980	11,149	11,204	10,941	10,731	1,833	15.3
Males.....		5,795	5,716	5,761	5,889	6,085	6,619	6,821	6,860	6,297	6,366	6,173	6,065	1,144	16.7
Females.....		4,480	4,431	4,438	4,482	4,528	4,852	5,070	5,120	4,838	4,838	4,768	4,666	689	13.5
Laundries and dry cleaners.....	332	8,077	8,087	8,385	8,531	8,488	8,431	8,398	8,156	8,363	8,463	8,459	8,059	472	5.5
Males.....		2,885	2,910	3,064	3,178	3,201	3,183	3,156	3,071	3,148	3,197	3,164	2,985	316	9.9
Females.....		5,192	5,177	5,321	5,353	5,287	5,248	5,242	5,085	5,215	5,266	5,295	5,124	268	5.0
Office buildings.....	243	3,461	3,560	3,580	3,596	3,615	3,603	3,489	3,577	3,559	3,652	3,648	3,650	191	5.2
Males.....		2,000	2,027	2,036	2,047	2,009	1,992	1,879	1,997	1,977	2,055	2,088	2,081	209	10.0
Females.....		1,452	1,533	1,544	1,549	1,606	1,611	1,610	1,580	1,582	1,597	1,560	1,569	159	9.9
Photographers.....	37	229	240	241	244	241	260	260	248	252	245	253	260	31	11.9
Males.....		154	163	167	163	166	176	178	174	169	165	170	168	24	13.5
Females.....		75	77	74	81	75	84	82	74	83	80	83	92	18	(1)
Professional.....	29	176	184	179	185	229	280	283	280	267	224	218	147	136	48.1
Males.....		165	173	169	174	218	272	275	272	258	214	208	138	137	49.8
Females.....		11	11	10	11	11	8	8	8	9	10	10	9	3	(1)
Restaurants.....	440	6,796	6,803	6,917	7,072	7,945	7,846	7,900	7,797	7,891	7,615	7,345	7,091	1,105	14.0
Males.....		3,433	3,423	3,460	3,532	3,743	4,071	4,089	3,975	3,947	3,756	3,588	3,458	666	16.3
Females.....		3,362	3,380	3,457	3,540	3,602	3,775	3,811	3,822	3,944	3,859	3,757	3,633	582	14.8
Schools and colleges.....	55	1,177	1,163	1,177	1,171	1,188	1,087	871	806	1,151	1,244	1,247	1,238	441	35.4
Males.....		716	714	726	727	732	683	609	578	720	764	767	768	190	24.7
Females.....		461	449	451	444	456	404	262	228	431	480	480	470	252	52.5
Theaters.....	188	3,020	3,023	3,066	2,999	2,977	2,521	2,502	2,730	3,283	3,254	3,330	3,305	828	24.9
Males.....		2,160	2,132	2,180	2,115	2,089	1,765	1,741	1,859	2,291	2,280	2,334	2,339	598	25.6
Females.....		860	891	886	884	888	1,756	761	871	992	974	996	966	240	24.1
Trade.....	6,589	50,831	49,701	50,953	51,392	51,308	52,289	52,741	52,475	52,540	52,420	52,197	51,983	3,040	5.8
Males.....		40,855	39,902	40,538	40,915	41,084	41,894	42,485	42,250	42,000	41,763	41,508	41,111	2,583	6.1
Females.....		9,976	9,799	10,415	10,477	10,224	10,395	10,256	10,225	10,540	10,657	10,689	10,872	1,073	9.9
Offices.....	803	2,174	2,174	2,206	2,209	2,206	2,265	2,260	2,280	2,296	2,270	2,264	2,295	122	5.3
Males.....		2,051	2,049	2,071	2,067	2,060	2,101	2,112	2,123	2,131	2,104	2,106	2,155	106	4.9
Females.....		123	125	135	142	146	164	148	157	165	166	158	140	43	25.9
Retail delivery, milk, ice, and water.....	66	853	845	854	945	965	1,066	1,103	1,054	1,008	921	879	853	258	23.4
Males.....		847	839	848	939	959	1,060	1,097	1,048	1,002	915	873	847	258	23.5
Females.....		6	6	6	6	6	6	6	6	6	6	6	6		
Stores, retail and wholesale.....	4,932	40,550	39,356	40,411	40,772	40,627	41,324	41,649	41,550	41,665	41,776	41,786	41,882	2,526	6.0
Males.....		31,098	30,098	30,523	30,835	30,964	31,513	31,979	31,915	31,693	31,681	31,615	31,463	1,881	5.9
Females.....		9,452	9,258	9,888	9,937	9,663	9,811	9,670	9,635	9,972	10,095	10,171	10,419	1,161	11.1
Yards, lumber, coal, and scrap.....	788	7,254	7,326	7,482	7,466	7,510	7,634	7,729	7,591	7,571	7,453	7,288	6,963	776	10.0
Males.....		6,859	6,916	7,066	7,074	7,101	7,220	7,297	7,164	7,174	7,063	6,914	6,646	651	8.9
Females.....		395	410	386	392	409	414	432	427	397	390	354	307	125	28.9
Transportation and public utilities.....	1,146	52,467	51,702	52,778	54,155	55,596	57,360	57,748	58,147	58,359	59,061	58,487	57,521	7,359	12.5
Males.....		40,880	40,176	41,111	42,250	43,547	44,806	45,451	45,675	46,116	45,512	44,774	44,774	5,940	12.9
Females.....		11,587	11,526	11,667	11,905	12,049	12,551	12,942	12,696	12,684	12,945	12,975	12,747	1,449	11.2
Drayage and storage.....	367	4,007	3,823	3,982	4,019	4,152	4,270	4,151	4,173	4,067	3,874	3,600	698	16.2	
Males.....		3,997	3,815	3,973	4,009	4,144	4,290	4,245	4,126	4,148	4,042	3,849	3,575	715	16.7
Females.....		10		9	10	8	8	25	25	25	25	25	25	17	(1)

1 Not computed owing to small number represented.

TABLE A.—Fluctuation in employment in industries other than mining and quarrying in Ohio, 1914 to 1929, by occupation group, industry, and sex—Continued

1920: WAGE EARNERS—Continued

Industry and sex	Number of establishments reporting	Number employed on the 15th of each month												Variation from maximum	
		January	February	March	April	May	June	July	August	September	October	November	December	Number	Per cent
Transportation and public utilities—Con.															
Electric light and power.....	120	4,764	4,893	4,982	4,924	4,981	5,099	5,087	5,357	5,471	5,585	5,445	5,395	821	14.5
Males.....		4,735	4,866	4,942	4,886	4,927	5,039	5,022	5,292	5,405	5,531	5,387	5,340	796	14.4
Females.....		29	27	40	38	54	60	65	65	66	54	58	55	39	(1)
Electric railroads.....	67	18,850	18,691	18,950	19,298	19,737	20,313	20,196	20,210	20,430	20,516	20,438	20,645	1,954	9.5
Males.....		18,679	18,523	18,780	19,126	19,557	20,131	20,014	20,027	20,251	20,333	20,263	20,465	1,942	9.5
Females.....		171	168	170	172	180	182	182	183	179	183	175	180	15	8.2
Gas, illuminating and heating.....	9	158	154	156	143	162	183	186	239	199	189	180	164	96	40.2
Males.....		152	146	148	137	154	176	178	223	185	179	166	153	86	38.6
Females.....		6	8	8	6	8	7	8	16	14	10	14	11	10	(1)
Natural gas.....	72	2,688	2,558	2,703	2,953	3,146	3,226	3,342	3,572	3,516	3,624	3,886	3,894	1,336	34.3
Males.....		2,656	2,530	2,673	2,920	3,115	3,193	3,313	3,544	3,489	3,593	3,851	3,859	1,329	34.4
Females.....		32	28	30	33	31	33	29	28	27	31	35	35	8	(1)
Pipe lines (petroleum).....	21	1,174	1,066	1,073	1,119	1,241	1,335	1,270	1,442	1,326	1,557	1,309	1,322	491	31.5
Males.....		1,174	1,066	1,073	1,119	1,239	1,333	1,268	1,440	1,322	1,557	1,308	1,321	491	31.5
Females.....						2	2	2	2	2	2	1	1	1	(1)
Steam railroads.....	8	491	436	474	479	503	445	450	489	489	425	404	362	141	28.0
Males.....		490	435	473	478	502	455	444	489	488	424	403	361	141	28.0
Females.....		1	1	1	1	1	1	1	1	1	1	1	1	1	(1)
Stockyards.....	16	237	238	227	218	219	209	207	216	226	222	235	231	31	13.0
Males.....		237	238	227	218	219	209	207	216	226	222	235	231	31	13.0
Taxicab service.....	19	273	279	316	317	355	356	358	363	380	371	350	338	107	27.9
Males.....		273	279	316	317	355	356	358	363	380	371	350	338	107	27.9
Telegraph and telephone.....	387	18,265	18,071	18,332	18,884	18,988	19,575	19,942	19,705	19,641	20,000	19,880	19,567	1,929	9.6
Males.....		6,938	6,797	6,935	7,252	7,237	7,331	7,327	7,344	7,286	7,385	7,262	7,161	588	8.0
Females.....		11,327	11,274	11,397	11,632	11,751	12,244	12,615	12,361	12,355	12,615	12,618	12,406	1,344	10.7
Transportation by water, including stevedoring.....	36	1,375	1,305	1,398	1,599	1,881	2,071	2,211	2,175	2,277	2,258	2,191	1,753	972	42.7
Males.....		1,374	1,303	1,396	1,598	1,880	2,070	2,210	2,174	2,276	2,257	2,190	1,751	973	42.8
Females.....		1	2	2	1	1	1	1	1	1	1	1	2	1	(1)
Waterworks.....	23	185	187	184	201	230	237	233	225	230	246	249	249	110	37.4
Males.....		175	177	174	189	217	224	219	211	216	231	247	218	73	29.6
Females.....		10	10	10	12	13	13	14	14	14	25	47	31	37	(1)

1920: BOOKKEEPERS, STENOGRAPHERS, AND OFFICE CLERKS

	27,241	127,527	129,878	131,663	133,173	133,591	134,724	135,528	134,056	131,133	128,539	126,213	124,258	11,270	8.3
ALL INDUSTRIES	27,241	127,527	129,878	131,663	133,173	133,591	134,724	135,528	134,056	131,133	128,539	126,213	124,258	11,270	8.3
Males.....	65,586	66,905	67,448	68,081	68,244	68,561	68,561	68,957	68,208	66,882	64,676	63,407	62,885	6,572	9.5
Females.....	61,941	63,273	63,273	64,215	65,092	65,347	66,163	66,571	65,848	64,751	63,863	62,806	61,873	4,698	7.1
Agriculture	586	227	245	257	276	282	252	238	236	230	243	238	234	55	19.5
Males.....	52	90	90	97	94	90	91	88	89	90	92	92	90	15	(1)
Females.....	145	155	167	179	188	182	147	148	141	153	146	144	144	44	23.4
Florists, fruit growers, and nurserymen.....	179	167	183	194	214	218	188	174	170	166	175	172	166	52	23.9
Males.....	59	65	63	71	67	63	64	60	61	61	63	62	12	(1)	
Females.....	108	118	131	143	151	125	110	110	105	114	114	109	104	47	31.3
Construction	5,382	3,470	3,546	3,621	3,733	3,788	3,805	3,826	3,826	3,808	3,776	3,702	3,693	847	9.1
Males.....	1,984	2,042	2,076	2,123	2,171	2,178	2,198	2,198	2,200	2,205	2,191	2,144	2,130	219	9.9
Females.....	1,498	1,504	1,545	1,610	1,617	1,627	1,628	1,628	1,624	1,605	1,585	1,558	1,563	133	8.2
Brick, stone, and cement work.....	513	98	105	107	110	111	117	117	115	114	114	114	110	25	21.4
Males.....	50	55	61	62	64	65	68	70	67	70	70	68	62	7	(1)
Females.....	42	43	44	45	46	46	49	45	47	44	46	46	48	20	(1)
Electrical contracting.....	224	396	405	407	423	424	423	418	414	424	420	420	439	43	9.8
Males.....	151	156	158	163	174	176	174	169	175	181	175	184	184	33	17.9
Females.....	245	240	247	244	240	248	249	249	239	243	245	245	255	16	6.3
Erecting or installing machinery.....	104	104	108	104	110	111	110	109	107	103	102	102	100	11	9.9
Males.....	77	77	79	77	82	82	80	81	78	77	76	74	74	8	(1)
Females.....	27	27	29	27	28	29	30	28	28	26	26	26	26	4	(1)
General contracting.....	1,970	1,463	1,509	1,643	1,647	1,647	1,643	1,642	1,633	1,604	1,564	1,503	1,500	184	11.2
Males.....	941	985	1,003	1,060	1,064	1,068	1,058	1,059	1,050	1,020	975	977	977	123	11.6
Females.....	522	524	543	583	583	585	583	583	584	584	589	528	523	63	10.8
Oil, gas, and water, drilling or producing.....	493	194	196	194	201	210	204	214	219	225	229	228	228	35	15.3
Males.....	140	141	140	140	149	144	149	154	158	160	160	164	163	24	14.6
Females.....	54	55	54	61	61	60	65	65	67	69	64	65	65	15	(1)
Plumbing and steam fitting.....	440	418	420	418	418	422	426	422	426	427	434	426	427	16	3.7
Males.....	182	185	184	180	181	186	182	184	185	188	191	190	190	9	4.7
Females.....	236	235	234	238	241	240	240	242	242	246	246	235	237	12	4.0
Sheet-metal work and roofing.....	338	229	239	248	246	237	242	245	240	253	257	262	256	33	12.6
Males.....	118	118	122	113	112	111	117	114	128	127	130	126	130	19	14.6
Females.....	111	121	126	133	125	131	128	126	125	130	132	130	132	22	16.5
Street, road, and sewer contracting.....	625	370	369	376	386	406	414	420	427	431	413	409	400	62	14.4
Males.....	238	237	241	237	253	260	269	275	272	264	262	254	254	38	13.8
Females.....	132	132	135	149	153	154	151	152	159	149	147	146	146	27	17.0
Fisheries	39	41	40	42	48	51	51	46	47	49	49	49	49	11	(1)
Males.....	19	18	19	24	26	24	23	23	23	25	24	24	25	8	(1)
Females.....	22	22	23	24	25	27	23	23	24	24	25	25	24	5	(1)
Manufactures	9,652	72,282	74,244	75,234	76,012	76,080	76,563	76,396	74,699	72,306	69,814	67,405	65,385	11,178	14.6
Males.....	41,980	42,840	43,380	43,765	43,816	43,823	43,767	42,806	41,188	39,616	38,149	37,230	36,593	6,593	15.0
Females.....	30,302	31,404	31,854	32,247	32,264	32,740	32,629	31,893	31,118	30,198	29,256	28,155	28,155	4,585	14.0
Chemicals.....	411	3,753	3,765	3,835	3,913	3,950	3,995	4,050	4,072	4,051	4,043	4,021	3,909	319	7.8
Males.....	1	1,735	1,759	1,772	1,790	1,819	1,831	1,882	1,902	1,901	1,909	1,915	1,878	180	9.4
Females.....	2,018	2,006	2,063	2,123	2,140	2,164	2,168	2,170	2,170	2,150	2,134	2,106	2,031	164	7.6

1 Not computed owing to small number represented.

TABLE A.—Fluctuation in employment in industries other than mining and quarrying in Ohio, 1914 to 1929, by occupation group, industry, and sex—Continued

1920: BOOKKEEPERS, STENOGRAPHERS, AND OFFICE CLERKS—Continued

Industry and sex	Number of establishments reporting	Number employed on the 15th of each month												Variation from maximum	
		January	February	March	April	May	June	July	August	September	October	November	December	Number	Per cent
Manufactures—Continued.															
Chemicals—Continued.															
Chemicals, acids, and wood distillation.....	61	533	542	556	553	568	581	587	601	608	601	593	573	75	12.3
Males.....		302	301	306	307	319	327	331	341	346	348	346	337	46	13.2
Females.....		231	241	250	246	249	254	256	260	262	253	247	236	31	11.8
Fertilizers, tankage.....	36	145	145	146	143	144	145	143	149	150	149	149	145	7	4.7
Males.....		94	94	96	93	93	95	93	98	99	99	99	96	6	(¹)
Females.....		51	51	51	50	51	50	50	51	51	50	50	49	2	(¹)
Ink, printing and writing.....	11	105	106	105	108	110	116	108	96	102	104	101	102	20	17.2
Males.....		51	53	52	53	53	58	51	50	51	52	50	53	8	(¹)
Females.....		54	53	53	55	57	58	52	46	51	52	51	49	12	(¹)
Oil, linseed, lubricating, and cottonseed, and oil cake.....	23	154	159	178	179	172	173	174	179	177	180	173	171	26	14.4
Males.....		62	67	67	68	64	66	66	67	70	67	67	66	8	(¹)
Females.....		92	92	111	111	108	107	108	112	107	113	106	105	21	18.6
Paint and varnish.....	90	1,336	1,336	1,378	1,428	1,456	1,448	1,473	1,465	1,456	1,434	1,395	1,331	142	9.6
Males.....		586	598	608	620	631	630	649	642	644	641	627	608	63	9.7
Females.....		750	738	770	808	825	818	824	823	812	793	768	723	102	12.4
Patent medicines and drug compounds.....	58	442	433	428	444	444	460	457	448	444	456	464	461	36	7.8
Males.....		92	93	93	96	102	98	98	99	97	97	100	100	10	9.8
Females.....		350	340	335	348	342	362	359	349	347	359	364	361	29	8.0
Petroleum refining.....	30	437	434	435	443	446	458	460	479	490	493	513	513	79	15.4
Males.....		275	273	272	274	277	286	296	304	311	318	334	336	64	19.0
Females.....		162	161	163	169	169	172	164	175	179	175	179	177	18	10.1
Soaps, candles, grease, and tallow.....	50	421	428	429	430	427	431	457	454	424	424	432	417	40	8.8
Males.....		203	209	209	207	200	201	213	210	192	194	199	190	23	10.8
Females.....		218	219	220	223	227	230	244	244	232	230	233	227	26	10.7
Food and kindred products.....	1,601	3,111	3,181	3,181	3,233	3,267	3,345	3,407	3,431	3,411	3,398	3,378	3,325	320	9.3
Males.....		1,291	1,291	1,295	1,310	1,317	1,341	1,378	1,380	1,372	1,369	1,356	1,352	89	6.4
Females.....		1,820	1,890	1,886	1,923	1,950	2,004	2,029	2,051	2,039	2,029	2,022	1,973	231	11.3
Bakery products.....	451	447	461	452	463	469	476	484	484	506	487	495	493	59	11.7
Males.....		133	138	135	138	141	144	150	148	156	152	148	151	23	14.7
Females.....		314	323	317	325	328	332	334	336	350	335	347	342	36	10.3
Canning and preserving.....	85	97	98	97	98	97	106	108	108	126	113	108	101	29	23.0
Males.....		48	48	48	49	46	53	55	54	58	54	52	51	12	(¹)
Females.....		49	50	49	49	51	53	53	54	68	59	56	50	19	(¹)

PART 2.—GENERAL TABLE

Coffee, spices, and peanuts, roasting and grinding.....	31	195	199	196	199	197	199	202	198	196	199	199	197	7	3.5
Males.....		67	67	66	69	69	70	76	72	68	67	67	67	10	(1)
Females.....		128	132	130	130	128	129	126	126	128	132	132	130	6	4.5
Confectionery.....	138	367	370	371	376	368	359	361	365	372	379	378	374	18	4.7
Males.....		115	116	113	111	109	109	114	112	114	113	113	114	7	6.0
Females.....		252	254	258	265	259	250	247	253	258	266	265	260	16	6.0
Dairy products and ice cream.....	220	506	555	564	590	608	665	682	692	651	648	627	628	186	26.9
Males.....		151	188	164	171	173	180	184	188	176	179	169	173	37	19.7
Females.....		355	397	400	419	435	485	498	504	475	469	458	450	149	29.6
Flour-mill and grist-mill products.....	485	601	600	596	603	610	618	627	640	628	622	622	610	44	6.9
Males.....		272	272	275	279	287	291	292	294	291	291	292	287	22	7.5
Females.....		329	328	321	324	323	327	335	346	337	331	330	332	25	7.2
Food preparations.....	26	137	133	133	133	143	148	152	145	137	139	139	138	19	12.5
Males.....		64	61	63	62	66	67	71	71	70	70	72	71	11	(1)
Females.....		73	72	70	71	77	81	81	74	67	69	67	67	14	5.3
Slaughtering and meat packing.....	120	572	580	587	582	586	583	596	604	596	592	592	584	32	3.4
Males.....		378	376	378	374	369	368	376	382	379	373	371	370	13	12.6
Females.....		194	204	209	208	217	215	220	222	217	219	221	214	28	8.3
Iron and steel and their products.....	1,797	23,720	24,034	24,456	24,559	24,647	24,926	25,222	25,148	24,627	24,150	23,641	23,134	2,088	8.3
Males.....		15,646	15,793	16,099	16,120	16,204	16,435	16,568	16,518	16,199	15,942	15,663	15,396	1,172	7.1
Females.....		8,074	8,241	8,357	8,439	8,443	8,491	8,654	8,630	8,428	8,208	7,988	7,738	916	10.6
Blast-furnace products.....	32	404	407	406	403	403	411	412	416	417	411	405	395	22	5.3
Males.....		349	352	351	347	347	354	356	360	361	358	356	348	14	3.9
Females.....		55	55	55	56	56	57	56	56	56	53	49	47	10	(1)
Boilers and tanks.....	34	340	342	347	353	362	392	389	394	380	371	358	299	95	24.1
Males.....		254	256	261	266	276	294	291	297	288	284	277	234	63	21.2
Females.....		86	86	86	87	86	98	98	97	92	87	81	65	33	(1)
Bolts, nuts, washers, and rivets.....	30	362	366	368	368	365	363	376	377	360	365	355	355	22	5.8
Males.....		210	215	218	216	213	213	221	224	220	217	214	214	14	6.3
Females.....		152	151	150	152	152	150	155	153	140	148	141	141	15	9.7
Calculating machines.....	13	1,071	1,097	1,079	1,079	1,115	1,146	1,172	1,180	1,116	1,129	1,094	1,049	131	11.1
Males.....		571	586	566	564	578	588	582	589	558	552	550	544	45	7.6
Females.....		500	511	513	515	537	558	590	591	558	577	544	505	91	15.4
Cutlery and tools.....	86	488	488	483	478	477	460	461	457	434	409	402	386	102	20.9
Males.....		216	214	211	211	213	207	209	205	192	178	169	166	50	23.1
Females.....		272	274	272	267	264	253	252	242	231	233	220	220	54	19.7
Forgings.....	37	493	499	498	499	500	498	498	497	490	472	459	446	54	10.8
Males.....		291	300	292	285	289	288	286	285	282	274	268	258	42	14.0
Females.....		202	199	206	214	211	210	212	212	208	198	191	188	26	12.1
Foundry and machine-shop products.....	1,222	12,605	12,761	13,070	13,207	13,188	13,277	13,387	13,365	13,041	12,721	12,473	12,233	1,154	8.6
Males.....		8,185	8,247	8,456	8,548	8,559	8,611	8,655	8,625	8,399	8,242	8,113	7,972	683	7.9
Females.....		4,420	4,514	4,614	4,659	4,629	4,666	4,732	4,740	4,642	4,479	4,360	4,261	479	10.1
Gas engines and tractors.....	31	465	487	516	546	558	585	627	617	608	559	487	478	162	25.8
Males.....		303	321	352	360	361	382	407	408	395	363	309	305	104	25.6
Females.....		162	166	164	186	197	203	220	214	213	196	178	173	58	26.4
Pumps and windmills.....	30	280	279	283	291	293	297	300	292	263	249	239	228	72	24.0
Males.....		162	165	166	170	170	171	175	171	152	145	138	133	42	24.0
Females.....		118	114	117	121	124	126	125	121	111	104	101	95	31	24.6

¹ Not computed owing to small number represented.

TABLE A.—Fluctuation in employment in industries other than mining and quarrying in Ohio, 1914 to 1929, by occupation group, industry and sex—Continued

1920: BOOKKEEPERS, STENOGRAPHERS, AND OFFICE CLERKS—Continued

Industry and sex	Number of establishments reporting	Number employed on the 15th of each month												Variation from maximum	
		January	February	March	April	May	June	July	August	September	October	November	December	Number	Per cent
Manufactures—Continued.															
Iron and steel and their products—Contd.															
Safes and vaults.....	17	233	239	236	231	248	249	282	273	274	272	271	271	51	18.1
Males.....		159	165	160	154	168	165	188	192	189	191	193	191	34	17.6
Females.....		74	74	76	77	80	84	94	81	85	81	78	80	20	(1)
Scales and balances.....	3	209	211	219	207	210	197	197	200	192	207	207	209	27	12.3
Males.....		104	97	110	103	101	96	96	93	96	108	110	110	17	15.5
Females.....		105	114	109	104	109	101	101	107	96	99	97	99	18	15.8
Sewing machines, cases, and attachments.....	4	245	246	248	249	240	250	253	231	214	206	191	179	74	29.2
Males.....		107	104	104	110	105	109	112	99	96	93	90	90	22	19.6
Females.....		138	142	144	139	135	141	141	132	118	113	101	89	55	38.2
Steel works and rolling mills.....	63	4,367	4,403	4,433	4,361	4,395	4,492	4,539	4,535	4,534	4,469	4,384	4,315	224	4.9
Males.....		3,483	3,499	3,523	3,456	3,485	3,590	3,605	3,594	3,594	3,553	3,481	3,461	149	4.1
Females.....		884	904	910	905	910	902	934	941	940	916	903	854	87	9.2
Stoves and furnaces.....	87	1,098	1,111	1,133	1,136	1,136	1,152	1,157	1,152	1,150	1,148	1,156	1,139	59	5.1
Males.....		553	542	556	558	565	579	580	581	586	580	589	577	56	9.5
Females.....		565	569	577	578	571	573	577	571	569	568	567	562	16	2.8
Tin plate and terneplate.....	9	179	183	184	184	185	198	189	187	188	190	189	185	11	5.8
Males.....		139	142	143	141	142	144	144	142	142	144	144	141	5	3.5
Females.....		40	41	41	43	43	44	45	45	46	46	45	44	6	(1)
Wire.....	11	293	296	305	309	307	313	309	315	315	319	320	323	30	9.3
Males.....		242	242	250	253	249	255	253	258	257	259	263	265	23	8.7
Females.....		51	54	55	56	58	58	56	57	58	60	57	58	9	(1)
Wirework, wire rope, and cable.....	37	118	133	131	132	127	118	120	116	107	109	118	115	26	19.5
Males.....		39	39	45	42	40	36	41	41	39	39	40	39	9	(1)
Females.....		79	94	86	90	87	82	79	75	68	70	78	76	26	(1)
Leather and leather products.....	158	1,145	1,145	1,162	1,179	1,205	1,191	1,165	1,145	1,126	1,102	1,102	1,080	125	10.4
Males.....		363	366	368	373	372	373	370	372	361	348	361	355	25	6.7
Females.....		782	779	794	806	833	818	795	773	765	754	741	725	108	13.0
Boots, shoes, cut stock, and findings.....	66	918	914	929	947	980	964	939	913	895	874	880	865	115	11.7
Males.....		259	258	259	264	265	261	261	261	253	240	253	249	26	9.8
Females.....		659	656	670	683	715	698	678	652	642	634	627	616	99	13.8
Liquors and beverages.....	150	466	454	456	455	462	470	473	465	465	442	433	411	62	13.1
Males.....		303	296	298	297	300	298	301	295	285	286	280	264	39	12.9
Females.....		163	158	158	158	162	172	172	170	166	156	153	147	25	14.5
Mineral waters and beverages.....	138	423	411	413	412	419	423	424	415	401	393	385	364	60	14.2
Males.....		289	283	285	284	287	285	288	282	271	271	265	249	40	13.8
Females.....		134	128	128	128	132	138	136	133	130	122	120	115	23	16.7

Lumber and its products.....	1,003	1,849	1,842	1,866	1,875	1,836	1,894	1,916	1,897	1,875	1,862	1,852	1,791	125	6.5
Males.....		966	954	983	992	998	999	1,006	1,006	996	995	993	961	52	5.2
Females.....		883	888	883	883	838	895	910	891	879	867	859	830	80	8.8
Coffins and undertakers' goods.....	15	132	133	133	132	133	132	131	128	130	129	131	132	5	3.8
Males.....		58	58	58	58	58	57	57	56	56	56	58	58	2	(1)
Females.....		74	75	75	74	75	75	74	72	74	73	73	74	3	(1)
Furniture.....	157	507	496	512	514	515	514	528	522	512	506	501	465	63	11.9
Males.....		233	226	243	247	253	251	254	260	250	252	248	236	34	13.1
Females.....		269	270	269	267	262	263	274	262	262	254	253	229	45	16.4
Saw-mill and planing-mill products.....	573	860	854	867	869	875	873	878	867	850	845	840	815	63	7.2
Males.....		506	504	516	516	515	511	513	510	507	502	500	484	32	6.2
Females.....		354	350	351	353	360	362	365	357	343	343	340	331	34	9.3
Metals and metal products other than iron and steel.....	457	3,669	3,705	3,786	3,781	3,728	3,789	3,846	3,840	3,758	3,690	3,685	3,629	217	5.6
Males.....		1,772	1,785	1,816	1,820	1,794	1,809	1,841	1,838	1,816	1,769	1,783	1,757	84	4.6
Females.....		1,897	1,920	1,970	1,961	1,934	1,980	2,005	2,002	1,942	1,921	1,902	1,872	133	6.6
Brass, bronze, and aluminum products.....	122	674	674	689	688	676	675	683	648	616	585	572	527	162	23.5
Males.....		347	348	349	358	360	358	359	333	312	298	290	255	104	29.0
Females.....		327	326	340	330	316	317	324	315	304	287	282	272	68	20.0
Clocks, watches, and materials.....	9	94	96	98	96	97	98	101	102	98	100	97	97	8	7.8
Males.....		43	43	45	43	44	46	47	47	47	49	50	49	7	(1)
Females.....		51	53	53	53	53	52	54	55	51	51	47	48	8	(1)
Copper, tin, and sheet-iron products.....	185	1,244	1,276	1,295	1,296	1,277	1,293	1,293	1,299	1,253	1,223	1,216	1,188	111	8.5
Males.....		638	651	657	655	646	650	647	648	633	608	610	604	53	8.1
Females.....		606	625	638	641	631	643	646	651	620	615	606	584	67	10.3
Furniture (metal) and office fixtures.....	14	340	335	351	349	343	321	354	364	360	353	352	355	43	11.8
Males.....		199	198	206	204	199	207	207	217	216	208	213	215	19	8.8
Females.....		141	137	145	145	144	144	147	147	144	145	139	140	10	6.8
Gas and electric fixtures and lamps and reflectors.....	48	1,124	1,132	1,161	1,166	1,152	1,186	1,230	1,241	1,234	1,231	1,252	1,267	143	11.3
Males.....		468	470	485	488	473	473	506	517	528	526	541	555	87	15.7
Females.....		656	662	676	678	679	713	724	724	706	705	711	712	68	9.4
Jewelry.....	27	107	105	105	101	99	103	101	104	112	113	113	115	16	13.9
Males.....		43	41	40	39	40	43	41	43	46	46	46	46	7	(1)
Females.....		64	64	65	62	59	60	60	61	66	67	67	69	10	(1)
Paper and printing.....	977	5,416	5,479	5,534	5,522	5,443	5,475	5,684	5,606	5,727	5,839	5,848	5,789	432	7.4
Males.....		2,300	2,313	2,304	2,320	2,344	2,369	2,398	2,410	2,389	2,383	2,389	2,405	110	4.6
Females.....		3,116	3,166	3,230	3,202	3,099	3,106	3,186	3,196	3,338	3,456	3,459	3,384	360	10.4
Boxes, fancy and paper.....	67	138	141	138	138	141	143	150	149	150	151	151	156	18	11.5
Males.....		49	49	49	49	53	51	54	55	56	61	60	63	14	(1)
Females.....		89	92	89	89	88	92	96	94	94	90	91	93	8	(1)
Paper, including stationery.....	58	372	372	376	375	376	380	384	383	387	385	386	383	15	3.9
Males.....		171	172	175	173	174	176	181	180	182	181	181	180	11	6.0
Females.....		201	200	201	202	202	203	203	203	205	204	205	203	5	2.4
Printing and publishing.....	752	4,510	4,564	4,618	4,601	4,538	4,632	4,657	4,779	4,892	4,902	4,902	4,837	392	8.0
Males.....		1,910	1,919	1,911	1,926	1,943	1,965	1,983	1,991	1,973	1,960	1,969	1,980	81	4.1
Females.....		2,600	2,645	2,707	2,675	2,593	2,667	2,669	2,788	2,900	2,932	2,933	2,857	360	12.3
Rubber products.....	114	10,282	11,427	11,422	11,720	11,654	11,122	10,470	9,125	8,128	7,161	6,513	6,157	5,563	47.5
Males.....		7,334	7,805	7,737	7,919	7,839	7,422	6,975	6,198	5,475	4,825	4,372	4,167	3,752	47.4
Females.....		2,948	3,622	3,685	3,801	3,815	3,700	3,495	2,927	2,653	2,336	2,141	1,990	1,825	47.8

¹ Not computed owing to small number represented.

TABLE A.—*Fluctuation in employment in industries other than mining and quarrying in Ohio, 1914 to 1929, by occupation group, industry, and sex—Continued*

1920: BOOKKEEPERS, STENOGRAPHERS, AND OFFICE CLERKS—Continued

Industry and sex	Number of establishments reporting	Number employed on the 15th of each month												Variation from maximum	
		January	February	March	April	May	June	July	August	September	October	November	December	Number	Per cent
Manufactures—Continued.															
Rubber products—Continued.															
Druggists' sundries and toys, rubber.....	35	146	149	149	144	146	147	152	147	152	149	157	152	13	8.3
Males.....		56	57	56	55	57	58	60	58	60	57	62	60	7	(1)
Females.....		90	92	93	89	89	89	92	87	94	92	95	92	8	(1)
Tires and tubes.....	79	10,136	11,278	11,273	11,576	11,508	10,975	10,318	8,978	7,976	7,012	6,356	6,005	5,571	48.1
Males.....		7,278	7,748	7,681	7,864	7,782	7,364	6,915	6,138	5,417	4,768	4,310	4,107	3,757	47.8
Females.....		2,858	3,530	3,592	3,712	3,726	3,611	3,403	2,840	2,559	2,244	2,046	1,898	1,828	49.1
Stone, clay, and glass products.....	713	1,473	1,487	1,516	1,529	1,541	1,544	1,553	1,551	1,555	1,555	1,551	1,534	82	5.3
Males.....		767	779	791	803	813	808	810	807	796	795	801	796	46	5.7
Females.....		706	708	725	726	728	736	743	744	759	760	750	738	54	7.1
Brick and tile, clay.....	183	230	232	237	240	243	245	251	252	254	251	246	239	24	9.4
Males.....		128	128	131	131	134	135	137	137	136	135	135	130	9	6.6
Females.....		102	104	106	109	109	110	114	115	118	116	111	109	16	13.6
Glass.....	49	407	414	421	425	427	425	423	422	429	428	430	426	23	5.3
Males.....		230	234	236	240	240	235	231	229	228	226	229	230	14	5.8
Females.....		177	180	185	185	187	190	192	193	201	202	201	196	25	12.4
Pottery, terra-cotta and fire-clay products.....	193	592	593	599	596	598	602	605	604	604	607	605	606	15	2.5
Males.....		285	289	291	292	297	95	297	297	293	296	298	299	14	4.7
Females.....		307	304	308	304	301	307	308	307	311	311	307	307	10	3.2
Textiles.....	810	2,960	2,965	2,968	2,995	2,993	2,993	3,007	3,013	3,021	2,945	2,867	2,785	236	7.8
Males.....		1,164	1,173	1,175	1,167	1,173	1,168	1,192	1,203	1,194	1,154	1,123	1,099	104	8.6
Females.....		1,796	1,792	1,793	1,828	1,820	1,825	1,815	1,810	1,827	1,791	1,744	1,686	142	7.8
Awnings, tents, and sails.....	36	328	320	331	332	338	348	342	343	306	299	290	290	58	16.7
Males.....		115	115	110	109	115	112	122	122	125	109	107	107	18	14.4
Females.....		213	214	210	222	217	226	220	218	197	192	183	43	10.0	
Clothing, men's.....	191	837	832	847	861	860	860	854	862	892	891	873	842	60	6.7
Males.....		340	342	349	349	347	350	349	352	352	346	341	335	17	4.8
Females.....		497	490	498	512	513	510	505	510	540	545	532	507	55	10.1
Clothing, women's.....	127	719	724	725	717	715	708	719	728	703	681	643	621	107	14.7
Males.....		255	256	262	254	252	249	259	266	261	249	237	227	39	14.7
Females.....		464	468	463	463	463	459	460	462	442	432	406	394	74	15.8
Flags, banners, and regalia.....	11	160	161	161	161	161	158	159	157	158	157	153	153	8	5.0
Males.....		81	82	83	82	83	81	82	82	83	82	81	81	2	(1)
Females.....		79	79	78	79	78	77	77	75	75	75	72	72	7	(1)

Hosiery and knit goods.....	36	155	156	158	158	163	165	163	161	161	160	155	143	22	13.3
Males.....		43	45	45	46	49	50	50	49	46	46	42	42	8	(1)
Females.....		112	111	113	112	114	115	113	112	115	114	113	101	14	12.2
Woolen, worsted, and wool-felt goods.....	18	108	108	109	109	109	110	112	112	112	110	96	95	17	15.2
Males.....		65	65	66	65	66	66	67	67	66	65	53	52	15	(1)
Females.....		43	43	43	44	43	44	45	45	46	45	43	43	3	(1)
Tobacco manufactures.....	269	256	258	253	233	242	247	254	248	245	248	238	240	25	9.7
Males.....		134	135	132	113	118	121	125	125	124	124	123	129	22	16.3
Females.....		122	123	121	120	124	126	129	123	121	124	115	111	18	14.0
Cigars and cigarettes.....	177	130	133	133	135	140	142	143	144	144	148	144	141	18	12.2
Males.....		67	68	68	68	70	73	76	77	76	77	76	74	10	(1)
Females.....		63	65	65	67	70	69	67	67	68	71	68	67	8	(1)
Vehicles.....	416	7,424	7,587	7,773	7,896	7,587	8,210	7,951	7,746	7,197	6,554	5,792	5,453	2,757	33.6
Males.....		4,702	4,814	4,987	5,063	5,033	5,080	5,066	4,953	4,617	4,216	3,693	3,529	1,551	30.5
Females.....		2,722	2,773	2,786	2,833	2,828	3,130	2,885	2,793	2,580	2,338	2,099	1,924	1,206	38.5
Airplanes and parts.....	3	112	119	119	122	112	113	141	152	139	144	145	143	40	26.3
Males.....		84	89	90	90	80	81	105	113	95	101	103	100	33	29.2
Females.....		28	30	29	32	32	32	36	39	44	43	42	43	7	(1)
Automobiles and parts.....	240	5,965	6,122	6,297	6,410	6,404	6,752	6,475	6,293	5,775	5,148	4,521	4,223	2,529	37.5
Males.....		3,704	3,804	3,966	4,040	4,036	4,080	4,050	3,961	3,655	3,263	2,851	2,696	1,384	33.9
Females.....		2,261	2,318	2,331	2,370	2,368	2,672	2,425	2,332	2,120	1,985	1,670	1,527	1,145	42.9
Carriages, wagons, and materials.....	124	483	498	499	500	499	495	491	477	459	440	339	325	175	35.0
Males.....		304	319	320	315	314	314	310	302	290	277	189	190	131	40.9
Females.....		179	179	179	185	185	181	181	175	169	163	150	135	50	27.0
Cars, steam and street railroad, not including operations of railroad companies.....	13	401	411	434	441	436	447	456	453	461	468	450	438	67	14.3
Males.....		303	311	327	336	331	337	343	332	332	335	319	316	40	11.7
Females.....		98	100	107	105	105	110	113	121	129	133	131	122	35	26.3
Ship and boat building.....	22	334	303	293	287	277	265	247	232	227	221	213	206	128	38.3
Males.....		247	229	224	219	210	202	187	174	173	171	165	162	85	34.4
Females.....		87	74	69	68	67	63	60	58	54	50	48	44	43	(1)
Miscellaneous manufactures.....	776	6,758	6,915	7,024	7,122	7,201	7,362	7,498	7,412	7,134	6,825	6,484	6,148	1,350	18.0
Males.....		3,503	3,577	3,621	3,678	3,701	3,769	3,855	3,799	3,663	3,501	3,307	3,142	713	18.5
Females.....		3,255	3,338	3,403	3,444	3,500	3,593	3,643	3,613	3,471	3,324	3,177	3,006	637	17.5
Agricultural implements.....	44	572	576	580	592	593	606	614	614	619	617	604	588	47	7.6
Males.....		394	392	400	401	398	407	418	411	410	409	399	391	27	6.5
Females.....		178	184	180	191	195	199	196	203	209	208	205	197	31	14.8
Coke.....	6	102	94	98	105	97	100	94	99	99	101	97	96	11	10.5
Males.....		85	76	79	87	79	81	75	80	80	83	79	77	12	(1)
Females.....		17	18	19	18	18	19	19	19	19	18	18	19	2	(1)
Dairymen's, poulterers', and apiarists' supplies.....	4	105	108	110	108	111	104	108	114	111	112	116	113	11	9.5
Males.....		48	48	46	46	46	43	45	45	44	46	49	52	9	(1)
Females.....		57	60	64	62	65	61	63	69	67	66	67	61	12	(1)
Dentists' supplies.....	13	130	132	132	132	133	132	137	137	139	133	129	125	14	10.1
Males.....		52	53	53	52	56	52	50	55	55	57	54	56	7	(1)
Females.....		78	79	79	80	77	80	87	82	84	76	75	69	15	(1)
Electrical machinery, apparatus, and supplies.....	141	3,727	3,874	3,934	3,968	4,014	4,123	4,143	4,115	3,877	3,608	3,279	3,039	1,104	26.6
Males.....		2,169	2,246	2,272	2,296	2,325	2,376	2,375	2,382	2,259	2,103	1,915	1,776	606	25.4
Females.....		1,558	1,628	1,662	1,672	1,689	1,747	1,768	1,733	1,618	1,506	1,364	1,263	505	28.6

¹ Not computed owing to small number represented.

TABLE A.—Fluctuation in employment in industries other than mining and quarrying in Ohio, 1914 to 1929, by occupation group, industry, and sex—Continued

1920: BOOKKEEPERS, STENOGRAPHERS, AND OFFICE CLERKS—Continued

Industry and sex	Number of establishments reporting	Number employed on the 15th of each month												Variation from maximum		
		January	February	March	April	May	June	July	August	September	October	November	December	Number	Per cent	
Manufactures—Continued.																
Miscellaneous manufactures—Continued.																
Fancy articles.....	4	150	152	166	171	174	172	176	176	166	172	170	141	35	19.9	
Males.....		44	44	47	47	49	48	49	50	48	50	50	43	7	(1)	
Females.....		106	108	110	124	125	124	127	126	118	122	120	98	20	22.8	
Ice, manufactured.....	109	235	231	237	276	306	347	367	367	332	206	262	262	136	37.1	
Males.....		82	83	84	100	101	106	116	114	102	91	92	92	34	29.3	
Females.....		153	148	153	176	205	241	251	253	230	205	190	170	105	41.5	
Musical instruments and materials, other than pianos and organs.....	22	172	176	177	179	175	178	175	167	162	161	163	152	27	15.1	
Males.....		52	55	56	56	55	57	57	53	50	50	50	44	13	(1)	
Females.....		120	121	121	123	120	121	118	114	112	111	113	108	15	12.2	
Optical goods.....	31	130	131	127	128	128	131	133	131	131	129	131	130	6	4.5	
Males.....		34	35	31	33	32	37	38	34	32	33	33	33	7	(1)	
Females.....		96	96	96	95	96	94	95	97	99	96	98	97	5	(1)	
Pianos, organs, and materials.....	18	94	93	90	91	95	95	97	98	97	100	102	98	12	11.8	
Males.....		50	49	47	47	49	48	51	52	49	50	52	47	5	(1)	
Females.....		44	44	43	44	46	47	46	46	48	50	50	51	8	(1)	
Roofing materials.....	4	131	132	132	132	132	132	132	132	137	137	137	137	6	4.4	
Males.....		60	60	60	60	60	60	60	60	65	64	64	64	5	(1)	
Females.....		71	72	72	72	72	72	72	72	72	73	73	73	2	(1)	
Signs and advertising novelties.....	46	257	261	274	267	272	275	337	274	276	274	278	277	80	23.7	
Males.....		84	82	89	93	90	88	150	89	95	95	97	97	68	45.3	
Females.....		173	179	185	174	182	187	187	185	181	179	181	180	14	7.5	
Stationery.....	15	96	105	106	105	107	109	107	106	113	115	114	117	21	17.9	
Males.....		30	34	34	33	33	36	37	37	40	38	39	39	10	(1)	
Females.....		66	71	72	72	74	73	70	69	73	77	75	78	12	(1)	
Toys and games.....	32	98	100	104	104	104	102	103	105	103	101	101	100	7	6.7	
Males.....		37	40	39	39	41	41	41	41	41	39	39	38	4	(1)	
Females.....		61	60	65	65	63	61	62	64	62	62	62	62	5	(1)	
Service.....	3,847	13,909	14,107	14,330	14,470	14,693	15,055	15,357	15,556	15,490	15,565	15,670	15,694	1,785	11.4	
Males.....		6,977	7,083	7,162	7,211	7,338	7,501	7,691	7,783	7,743	7,784	7,822	7,875	898	11.4	
Females.....		6,932	7,024	7,168	7,259	7,355	7,554	7,666	7,773	7,747	7,831	7,848	7,819	916	11.7	
Advertising.....	46	475	479	480	482	503	507	543	537	513	515	519	523	68	12.5	
Males.....		364	369	370	371	386	393	424	414	394	396	398	405	60	14.2	
Females.....		111	110	110	111	117	114	119	123	119	119	121	118	13	10.6	

PART 2.—GENERAL TABLE

Banks.....	1, 073	9, 075	9, 210	9, 384	9, 482	9, 605	9, 928	10, 173	10, 289	10, 268	10, 326	10, 458	10, 554	1, 479	14. 0
Males.....		5, 014	5, 080	5, 149	5, 179	5, 238	5, 397	5, 541	5, 602	5, 597	5, 596	5, 698	5, 758	744	12. 9
Females.....		4, 061	4, 130	4, 235	4, 303	4, 367	4, 531	4, 632	4, 687	4, 671	4, 730	4, 760	4, 796	735	15. 3
Bowling alleys and parks.....	70	30	31	36	44	69	102	101	103	52	33	31	31	73	70. 9
Males.....		16	16	19	22	42	53	53	55	28	19	17	17	39	(1)
Females.....		14	15	17	22	27	49	48	48	24	14	14	14	35	(1)
Garages.....	795	1, 447	1, 407	1, 488	1, 532	1, 588	1, 621	1, 650	1, 685	1, 677	1, 678	1, 662	1, 614	288	14. 1
Males.....		544	558	559	576	611	620	631	647	643	649	637	629	105	16. 2
Females.....		903	909	929	956	977	1, 001	1, 019	1, 038	1, 034	1, 029	1, 025	985	135	13. 0
Hotels.....	352	1, 113	1, 123	1, 131	1, 131	1, 136	1, 143	1, 174	1, 194	1, 190	1, 194	1, 191	1, 189	81	6. 8
Males.....		598	606	607	610	610	607	622	624	617	614	612	617	26	4. 2
Females.....		515	523	524	521	526	536	552	570	573	580	579	572	65	11. 2
Laundries and dry cleaners.....	332	630	629	647	655	653	638	631	647	658	663	657	637	34	5. 1
Males.....		86	87	89	89	86	85	85	87	87	84	85	82	7	(1)
Females.....		544	542	558	566	567	553	546	560	571	579	572	555	37	6. 4
Office buildings.....	243	140	144	149	144	139	158	132	134	137	137	139	140	17	11. 4
Males.....		43	46	46	46	44	43	42	43	44	43	42	41	5	(1)
Females.....		97	98	103	98	95	95	90	91	93	94	97	99	13	12. 6
Restaurants.....	440	184	188	187	188	186	197	199	198	204	201	202	203	20	9. 8
Males.....		63	65	63	64	63	67	67	66	72	71	72	71	9	(1)
Females.....		121	123	124	124	123	130	132	132	130	130	132	132	11	8. 3
Schools and colleges.....	55	428	438	432	411	404	398	366	359	364	337	331	370	79	18. 0
Males.....		121	126	127	120	119	118	108	109	114	115	115	107	20	15. 7
Females.....		307	312	305	291	285	276	258	250	250	272	266	263	62	19. 9
Theaters.....	188	175	179	178	182	184	156	156	179	201	199	204	204	49	24. 0
Males.....		67	67	67	70	70	48	50	68	81	79	81	82	34	(1)
Females.....		108	112	111	112	114	107	106	111	120	120	123	122	17	13. 8
Trade.....	6, 589	29, 988	30, 128	30, 514	30, 815	30, 832	30, 979	31, 487	31, 485	31, 220	31, 050	31, 159	31, 196	1, 499	4. 8
Males.....		11, 022	11, 043	11, 231	11, 304	11, 284	11, 354	11, 574	11, 648	11, 526	11, 361	11, 579	11, 417	626	5. 4
Females.....		18, 966	19, 085	19, 283	19, 511	19, 548	19, 625	19, 913	19, 837	19, 694	19, 689	19, 580	19, 779	947	4. 8
Offices.....	803	10, 749	10, 855	11, 015	11, 075	11, 062	11, 144	11, 323	11, 263	11, 007	10, 984	10, 833	10, 708	615	5. 4
Males.....		4, 723	4, 744	4, 818	4, 829	4, 812	4, 823	4, 891	4, 929	4, 841	4, 811	4, 779	4, 707	222	4. 5
Females.....		6, 026	6, 111	6, 197	6, 246	6, 250	6, 321	6, 432	6, 334	6, 166	6, 173	6, 054	6, 001	431	6. 7
Retail delivery, milk, ice, and water.....	66	94	95	94	98	98	103	108	103	99	94	92	92	14	13. 2
Males.....		37	36	36	36	36	34	35	34	34	33	35	35	4	(1)
Females.....		57	59	58	62	62	69	71	69	65	61	57	57	14	(1)
Stores, retail and wholesale.....	4, 932	17, 543	17, 569	17, 771	17, 994	18, 032	18, 088	18, 408	18, 459	18, 455	18, 323	18, 556	18, 572	1, 199	6. 4
Males.....		5, 395	5, 391	5, 489	5, 551	5, 546	5, 605	5, 751	5, 786	5, 755	5, 623	5, 847	5, 772	456	7. 8
Females.....		12, 148	12, 178	12, 282	12, 443	12, 486	12, 483	12, 652	12, 673	12, 700	12, 700	12, 709	12, 970	822	6. 3
Yards, lumber, coal, and scrap.....	788	1, 602	1, 609	1, 634	1, 648	1, 640	1, 644	1, 655	1, 660	1, 659	1, 658	1, 673	1, 654	76	4. 5
Males.....		867	872	888	888	890	892	897	899	896	894	918	903	51	5. 6
Females.....		735	737	746	760	750	752	758	761	763	764	760	751	29	3. 8
Transportation and public utilities.....	1, 146	7, 601	7, 568	7, 665	7, 819	7, 865	8, 019	8, 178	8, 209	8, 030	8, 033	7, 990	8, 007	641	7. 8
Males.....		3, 522	3, 489	3, 490	3, 557	3, 515	3, 591	3, 613	3, 660	3, 608	3, 660	3, 697	3, 618	171	4. 7
Females.....		4, 079	4, 079	4, 175	4, 262	4, 350	4, 428	4, 565	4, 549	4, 422	4, 373	4, 393	4, 389	486	10. 6

¹ Not computed owing to small number represented.

TABLE A.—Fluctuation in employment in industries other than mining and quarrying in Ohio, 1914 to 1929, by occupation group, industry, and sex—Continued

1920: BOOKKEEPERS, STENOGRAPHERS, AND OFFICE CLERKS—Continued

Industry and sex	Number of establishments reporting	Number employed on the 15th of each month												Variation from maximum	
		January	February	March	April	May	June	July	August	September	October	November	December	Number	Per cent
Transportation and public utilities—Con.															
Drayage and storage.....	367	494	495	495	499	505	514	532	533	541	546	543	535	52	9.5
Males.....		267	266	266	266	271	272	271	281	283	291	292	288	26	8.9
Females.....		227	229	229	233	234	242	261	252	258	255	251	247	24	13.0
Electric light and power.....	120	990	999	1,032	1,095	1,036	1,038	1,055	1,040	1,027	1,040	1,058	1,050	105	9.6
Males.....		461	465	471	532	474	466	468	467	469	462	465	457	75	14.1
Females.....		529	534	561	563	562	572	587	573	558	578	593	593	64	10.8
Electric railroads.....	67	1,449	1,466	1,474	1,501	1,507	1,551	1,560	1,574	1,504	1,495	1,479	1,484	125	7.9
Males.....		784	799	794	813	806	832	832	842	819	816	805	808	58	6.9
Females.....		665	667	680	688	701	719	728	732	685	679	674	676	67	9.2
Natural gas.....	72	806	811	806	798	825	816	790	822	817	824	842	863	73	8.5
Males.....		504	504	499	481	504	499	469	494	495	506	512	528	59	11.2
Females.....		302	307	307	317	321	317	321	328	322	318	330	335	33	9.9
Pipe lines (petroleum).....	21	91	92	94	93	104	105	109	104	105	107	103	104	18	16.5
Males.....		81	80	82	80	92	93	96	93	93	94	90	92	16	(1)
Females.....		10	12	12	13	12	12	13	11	12	13	12	12	3	(1)
Telegraph and telephone.....	387	3,420	3,353	3,411	3,458	3,480	3,580	3,696	3,688	3,606	3,606	3,561	3,590	343	9.3
Males.....		1,160	1,109	1,115	1,105	1,064	1,120	1,154	1,148	1,127	1,183	1,134	1,174	119	10.1
Females.....		2,260	2,244	2,296	2,353	2,416	2,460	2,542	2,540	2,479	2,423	2,427	2,425	298	11.7
Transportation by water including stevedoring.....	36	153	153	152	172	203	209	220	225	217	208	203	172	73	32.4
Males.....		123	123	123	137	160	165	172	178	172	164	161	135	55	30.9
Females.....		30	30	29	35	43	44	48	47	45	44	42	37	19	(1)

1920: SALESPeOPLE (NOT TRAVELING)

ALL INDUSTRIES.....	27,241	48,434	47,923	48,992	49,572	49,823	49,672	49,675	49,041	50,121	50,621	51,971	56,236	8,313	14.8
Males.....		24,028	24,137	24,488	24,658	24,826	24,976	25,018	24,819	25,044	25,114	25,273	25,790	1,762	6.8
Females.....		24,406	23,786	24,504	24,914	24,997	24,696	24,657	24,222	25,077	25,507	26,698	30,446	6,600	21.9
Agriculture.....	586	55	58	59	66	66	61	55	54	54	52	52	52	14	(1)
Males.....		37	39	39	41	42	39	36	37	38	35	36	36	7	(1)
Females.....		18	19	20	25	24	22	19	17	16	17	16	16	7	(1)

Construction	5,382	543	587	610	651	668	674	676	647	645	624	614	611	133	19.7
Males.....		502	544	563	594	607	616	627	593	598	576	569	561	125	19.9
Females.....		41	43	47	57	61	58	49	54	52	48	50	17	(1)	
Electrical contracting	224	173.	183	188	197	201	204	203	194	189	187	193	198	31	15.2
Males.....		160	170	174	183	182	185	187	174	169	170	176	177	27	14.4
Females.....		13	13	14	14	19	19	16	20	20	17	17	21	(1)	
General contracting	1,970	111	125	132	143	139	147	152	148	148	141	130	129	41	27.0
Males.....		110	123	130	139	136	144	150	146	147	139	128	128	40	26.7
Females.....		1	2	2	4	3	3	2	2	1	2	2	1	3	(1)
Fisheries	39	5	5	5	6	6	6	6	6	6	6	6	6	1	(1)
Males.....		5	5	5	6	6	6	6	6	6	6	6	6	1	(1)
Manufactures	9,652	5,507	5,586	5,648	5,717	5,723	5,749	5,774	5,759	5,808	5,875	5,843	5,838	368	6.3
Males.....		4,385	4,387	4,464	4,494	4,505	4,545	4,552	4,537	4,548	4,593	4,581	4,555	258	5.6
Females.....		1,172	1,199	1,194	1,223	1,218	1,204	1,222	1,222	1,255	1,282	1,262	1,283	111	8.7
Chemicals	411	272	278	278	285	284	278	280	283	290	291	286	278	19	6.5
Males.....		252	258	258	265	264	259	260	263	269	269	265	262	17	6.3
Females.....		20	20	20	20	20	19	20	20	21	22	21	16	6	(1)
Food and kindred products	1,601	2,441	2,501	2,516	2,541	2,554	2,577	2,586	2,565	2,596	2,662	2,657	2,668	227	8.5
Males.....		1,634	1,661	1,683	1,696	1,708	1,730	1,724	1,720	1,725	1,764	1,772	1,769	138	7.8
Females.....		807	840	833	845	846	847	862	845	871	898	885	899	92	10.2
Bakery products	451	1,509	1,545	1,557	1,575	1,582	1,575	1,585	1,589	1,605	1,659	1,657	1,655	150	9.0
Males.....		997	1,011	1,027	1,036	1,042	1,056	1,053	1,055	1,064	1,098	1,103	1,112	115	10.3
Females.....		512	534	530	539	540	519	532	534	541	561	554	543	49	8.7
Confectionery	138	331	347	339	346	347	371	372	355	376	373	368	391	60	15.4
Males.....		102	105	103	108	109	111	115	111	112	107	105	105	13	11.3
Females.....		229	242	236	238	238	260	257	244	264	266	263	286	57	20.0
Dairy products and ice cream	220	200	206	210	206	212	220	226	220	212	225	226	214	26	11.5
Males.....		170	177	179	175	181	188	189	186	190	190	193	180	23	11.9
Females.....		30	29	31	31	31	32	37	34	32	35	33	34	8	(1)
Slaughtering and meat packing	120	272	272	278	275	274	281	272	271	274	272	277	278	9	3.2
Males.....		245	246	250	247	247	254	246	248	250	246	252	252	9	3.6
Females.....		27	26	28	28	27	27	26	23	24	26	25	26	5	(1)
Iron and steel and their products	1,797	505	507	525	530	518	525	518	512	513	506	495	487	43	8.1
Males.....		478	480	497	500	487	496	491	484	485	478	467	460	40	8.0
Females.....		27	27	28	30	31	29	27	28	28	28	28	27	4	(1)
Foundry and machine-shop products	1,222	218	222	233	235	235	232	225	223	225	221	220	215	20	8.5
Males.....		199	203	214	214	210	211	206	204	206	202	201	197	17	7.9
Females.....		19	19	19	21	23	21	19	19	19	19	19	18	5	(1)
Stoves and furnaces	87	113	111	111	114	107	116	117	113	112	107	99	96	21	18.0
Males.....		112	110	110	113	106	115	116	112	111	106	98	95	21	18.1
Females.....		1	1	1	1	1	1	1	1	1	1	1	1		
Leather and leather products	158	44	43	40	39	40	40	41	41	42	43	42	51	12	(1)
Males.....		37	37	36	35	37	37	38	39	39	40	39	42	7	(1)
Females.....		7	6	4	4	3	3	3	3	3	3	3	9	6	(1)
Liquors and beverages	150	119	116	122	130	136	140	147	139	131	123	120	110	37	25.2
Males.....		118	115	121	129	135	139	146	138	130	123	120	110	36	24.7
Females.....		1	1	1	1	1	1	1	1	1	1	1	1		(1)

1 Not computed owing to small number represented.

TABLE A.—Fluctuation in employment in industries other than mining and quarrying in Ohio, 1914 to 1929, by occupation group, industry, and sex—Continued

1920: SALESPeOPLE (NOT TRAVELING)—Continued

Industry and sex	Number of establishments reporting	Number employed on the 15th of each month												Variation from maximum	
		January	February	March	April	May	June	July	August	September	October	November	December	Number	Per cent
Manufactures—Continued.															
Liquors and beverages—Continued.															
Mineral waters and beverages.....	138	110	107	113	121	127	131	138	130	122	114	111	101	37	26.8
Males.....		109	106	112	120	126	130	137	129	121	114	111	101	36	26.3
Females.....		1	1	1	1	1	1	1	1	1					(1)
Lumber and its products.....	1,003	143	143	145	144	142	140	141	139	142	145	143	149	10	6.7
Males.....		133	133	134	135	135	134	135	133	136	136	134	140	7	5.0
Females.....		10	10	11	9	7	6	6	6	6	9	9	9	5	(1)
Metals and metal products, other than iron and steel.....	457	132	132	134	136	138	138	138	135	139	141	142	145	13	9.0
Males.....		131	131	133	135	137	137	137	134	138	140	141	144	13	9.0
Females.....		1	1	1	1	1	1	1	1	1	1	1	1		
Paper and printing.....	977	994	1,009	1,016	1,029	1,018	1,018	1,030	1,026	1,036	1,045	1,049	1,076	82	7.6
Males.....		832	848	852	851	843	846	857	856	858	868	873	881	49	5.6
Females.....		162	161	164	178	175	172	173	170	178	177	176	195	34	17.4
Printing and publishing.....	752	896	910	916	931	921	921	933	927	937	946	949	976	80	8.2
Males.....		751	766	769	770	764	767	778	775	777	787	791	799	48	6.0
Females.....		145	144	147	161	157	154	155	152	160	159	158	177	33	18.7
Rubber products.....	114	60	60	62	64	66	69	86	74	86	91	89	87	69	31
Males.....		60	60	62	64	66	68	68	71	77	76	76	67	17	(1)
Females.....							1	6	15	14	13	11	2	14	(1)
Stone, clay, and glass products.....	713	95	97	98	100	101	101	101	101	101	106	106	108	13	12.0
Males.....		85	87	88	90	91	91	91	91	91	96	95	95	11	(1)
Females.....		10	10	10	10	10	10	10	10	10	10	11	13	3	(1)
Textiles.....	810	281	286	296	298	301	295	297	303	299	297	293	280	118	(1)
Males.....		245	245	254	259	264	266	267	264	263	263	259	250	114	31.8
Females.....		36	41	42	39	37	29	30	39	36	34	34	30	12	(1)
Tobacco manufactures.....	269	24	24	24	21	21	21	21	21	21	21	21	24	3	(1)
Males.....		24	24	24	21	21	21	21	21	21	21	21	24	3	(1)
Females.....															(1)
Vehicles.....	416	102	97	101	105	101	100	101	100	96	96	93	88	17	16.2
Males.....		83	80	82	83	81	82	83	83	79	80	79	76	7	(1)
Females.....		19	17	19	22	20	18	18	17	17	16	14	12	10	(1)
Miscellaneous manufactures.....	776	295	293	291	295	303	307	299	308	306	310	309	305	19	6.1
Males.....		223	228	230	231	236	239	234	241	237	239	240	235	18	7.5
Females.....		72	65	61	64	67	68	65	67	69	71	69	70	11	(1)

06429°-32-17

Service	3,847	1,755	1,733	1,834	1,874	1,902	1,934	2,025	2,020	2,050	2,031	1,997	1,955	295	14.4
Males.....		1,525	1,550	1,596	1,630	1,656	1,691	1,746	1,740	1,769	1,753	1,723	1,689	244	13.8
Females.....		230	233	238	244	246	243	279	280	281	278	274	266	51	18.2
Garages	795	980	999	1,049	1,078	1,103	1,117	1,137	1,127	1,151	1,137	1,128	1,097	171	14.9
Males.....		980	999	1,049	1,078	1,103	1,117	1,136	1,126	1,149	1,135	1,125	1,094	169	14.7
Females.....															(1)
Hotels	352	70	69	71	71	71	78	146	144	139	148	125	123	79	53.4
Males.....		49	47	49	49	49	55	93	92	87	97	79	80	50	(1)
Females.....		21	22	22	22	22	23	53	52	52	51	46	43	32	(1)
Laundries and dry cleaners	332	366	371	372	379	379	379	381	378	379	382	380	373	16	4.2
Males.....		310	314	313	317	318	322	325	324	324	325	326	321	16	4.9
Females.....		56	57	59	62	61	57	56	54	55	57	54	52	10	16.2
Restaurants	440	248	253	252	254	258	251	253	262	287	267	262	256	39	13.6
Males.....		131	134	130	130	131	130	126	132	153	136	128	124	29	19.0
Females.....		117	119	122	124	127	121	127	130	134	131	134	132	17	12.7
Trade	6,589	40,348	39,678	40,609	41,033	41,236	41,029	40,919	40,329	41,338	41,805	43,233	47,556	7,878	16.6
Males.....		17,419	17,401	17,619	17,686	17,806	17,878	17,849	17,698	17,883	17,940	18,148	18,741	1,340	7.2
Females.....		22,929	22,277	22,990	23,347	23,430	23,151	23,070	22,631	23,455	23,865	25,085	28,815	6,538	22.7
Offices	803	437	444	451	473	467	485	471	490	464	471	477	470	53	10.8
Males.....		407	415	422	444	437	453	439	451	429	436	443	434	46	10.2
Females.....		30	29	29	29	30	32	32	39	35	35	34	36	10	(1)
Stores, retail and wholesale	4,932	39,627	38,951	39,871	40,273	40,482	40,256	40,160	39,555	40,589	41,050	42,466	46,798	7,847	16.8
Males.....		16,734	16,709	16,916	16,959	17,086	17,141	17,126	16,966	17,173	17,224	17,419	18,023	1,314	7.3
Females.....		22,893	22,242	22,955	23,314	23,396	23,115	23,034	22,589	23,416	23,826	25,047	28,775	6,533	22.7
Yards, lumber, coal, and scrap	788	221	221	224	227	225	223	223	220	222	222	226	226	7	3.1
Males.....		219	219	222	226	224	222	222	219	221	221	225	225	7	3.1
Females.....		2	2	2	1	1	1	1	1	1	1	1	1		(1)
Transportation and public utilities	1,146	221	226	227	225	222	219	220	226	225	228	226	218	10	4.4
Males.....		205	211	212	207	204	201	202	208	207	211	210	202	11	5.2
Females.....		16	15	15	18	18	18	18	18	18	17	16	16	3	(1)
Electric light and power	120	92	97	98	97	95	94	95	100	99	102	105	101	13	12.3
Males.....		81	87	83	84	83	82	83	88	87	90	93	89	12	(1)
Females.....		11	10	10	13	12	12	12	12	12	12	12	12	2	(1)

¹ Not computed owing to small number represented.

TABLE A.—*Fluctuation in employment in industries other than mining and quarrying in Ohio, 1914 to 1929, by occupation group, industry, and sex—Continued*

1921: WAGE EARNERS

Industry and sex	Number of establishments reporting	Number employed on the 15th of each month												Variation from maximum	
		Janu-ary	Febru-ary	March	April	May	June	July	August	Sep-tember	October	Novem-ber	Decem-ber	Num-ber	Per-cent
ALL INDUSTRIES	23, 562	658, 602	648, 783	647, 620	659, 576	654, 971	665, 055	642, 354	650, 230	657, 356	663, 838	665, 316	650, 374	22, 962	3.5
Males.....		545, 237	532, 001	529, 464	541, 237	537, 559	546, 840	527, 721	533, 485	538, 231	542, 698	543, 865	529, 799	19, 119	3.5
Females.....		113, 365	116, 782	118, 156	118, 339	117, 412	118, 215	114, 633	116, 745	119, 125	121, 140	121, 451	120, 575	8, 086	6.7
Agriculture	504	3, 243	3, 272	3, 772	4, 546	4, 504	4, 956	5, 086	4, 781	4, 447	4, 296	3, 837	3, 480	1, 843	36.2
Males.....		3, 003	3, 047	3, 541	4, 222	4, 219	4, 589	4, 790	4, 515	4, 186	4, 063	3, 640	3, 270	1, 787	37.3
Females.....		240	225	231	324	285	367	296	266	261	233	197	210	170	46.3
Dairy farming.....	25	236	231	243	244	259	258	271	274	279	264	274	280	49	17.5
Males.....		233	228	240	241	256	255	268	271	276	261	271	277	49	17.7
Females.....		3	3	3	3	3	3	3	3	3	3	3	3		
Florist, fruit growers, and nurserymen.....	164	1, 541	1, 575	1, 992	2, 589	2, 494	2, 796	2, 632	2, 494	2, 162	2, 167	1, 901	1, 721	1, 255	44.9
Males.....		1, 360	1, 405	1, 822	2, 331	2, 287	2, 542	2, 426	2, 322	1, 995	1, 774	1, 579	1, 379	1, 182	46.5
Females.....		181	170	170	258	207	254	206	172	167	150	127	142	131	50.8
General farming.....	271	1, 377	1, 372	1, 456	1, 612	1, 652	1, 777	1, 987	1, 805	1, 827	1, 688	1, 520	1, 363	624	31.4
Males.....		1, 351	1, 347	1, 427	1, 581	1, 617	1, 739	1, 951	1, 768	1, 792	1, 640	1, 485	1, 327	624	32.0
Females.....		26	25	29	31	35	38	36	37	35	48	35	36	23	(1)
Operating farm machinery, not by farmers.....	44	89	94	81	101	99	125	196	208	179	177	142	116	127	61.1
Males.....		59	67	52	69	59	53	145	154	123	145	110	87	102	66.2
Females.....		30	27	29	32	40	72	51	54	56	32	32	29	45	(1)
Construction	4, 890	39, 711	36, 134	39, 025	44, 881	41, 685	52, 082	55, 219	55, 864	57, 956	55, 797	48, 524	42, 055	21, 822	37.7
Males.....		39, 592	36, 025	38, 912	44, 745	41, 546	51, 921	55, 070	55, 720	57, 788	55, 608	48, 353	41, 886	21, 763	37.7
Females.....		119	109	113	136	139	161	149	144	168	189	171	169	80	42.3
Brick, stone, and cement work.....	480	2, 809	2, 107	2, 925	3, 257	3, 173	3, 675	4, 046	3, 855	4, 164	4, 020	3, 450	3, 050	2, 057	49.4
Males.....		2, 807	2, 105	2, 923	3, 255	3, 171	3, 673	4, 044	3, 854	4, 163	4, 019	3, 449	3, 049	2, 068	49.4
Females.....		2	2	2	2	2	2	2	1	1	1	1	1		(1)
Electrical contracting.....	202	1, 972	1, 888	1, 810	1, 699	1, 132	1, 508	1, 530	1, 644	1, 729	1, 745	1, 683	1, 588	840	42.6
Males.....		1, 952	1, 870	1, 801	1, 690	1, 128	1, 508	1, 524	1, 639	1, 721	1, 734	1, 674	1, 577	824	42.2
Females.....		20	18	9	9	4	5	6	5	8	11	9	11	16	(1)
Erecting or installing machinery.....	86	454	458	552	548	436	427	285	305	294	273	246	279	306	55.4
Males.....		453	457	551	547	435	426	284	304	293	272	245	278	306	55.5
Females.....		1	1	1	1	1	1	1	1	1	1	1	1		
General contracting.....	1, 731	18, 203	16, 018	17, 104	19, 378	15, 922	20, 483	21, 960	21, 259	22, 411	21, 645	19, 599	18, 474	6, 489	29.0
Males.....		18, 182	15, 998	17, 085	19, 339	15, 876	20, 418	21, 913	21, 201	22, 337	21, 556	19, 522	18, 391	6, 461	28.9
Females.....		21	20	19	39	46	67	67	58	74	89	77	83	70	(1)

Oil, gas, and water, drilling or producing.....	485	3,973	3,824	3,548	3,428	3,547	3,667	3,460	3,439	3,327	3,321	3,453	3,332	652	16.4
Males.....		3,970	3,821	3,545	3,425	3,544	3,664	3,457	3,436	3,324	3,318	3,450	3,329	652	16.4
Females.....		3	3	3	3	3	3	3	3	3	3	3	3		
Painting and decorating.....	311	1,173	1,260	1,688	1,847	1,457	1,705	1,587	1,683	1,704	1,750	1,418	1,257	674	36.5
Males.....		1,154	1,244	1,664	1,821	1,434	1,682	1,574	1,666	1,682	1,721	1,391	1,232	667	36.6
Females.....		19	16	24	26	23	23	13	17	22	29	27	25	13	(1)
Plastering, including lathing.....	131	938	1,063	994	961	462	536	894	873	909	1,062	987	1,075	613	57.0
Males.....		938	1,063	994	961	462	536	894	873	909	1,062	987	1,075	613	57.0
Plumbing and steam fitting.....	373	3,018	2,895	2,647	2,707	2,324	2,550	2,669	2,738	2,942	3,094	3,073	2,906	770	24.9
Males.....		3,015	2,893	2,645	2,705	2,322	2,548	2,667	2,736	2,939	3,068	3,078	2,904	771	24.9
Females.....		3	2	2	2	2	2	2	2	3	1	1	2	(1)	
Sand and gravel excavating.....	72	406	404	451	516	539	602	662	746	790	724	700	584	386	48.9
Males.....		406	404	451	515	538	601	661	745	789	723	700	584	385	48.8
Females.....							1	1	1	1	1			1	(1)
Sheet-metal work and roofing.....	294	1,982	1,719	1,764	1,868	1,504	1,782	1,838	1,850	1,929	2,040	2,096	2,112	608	28.8
Males.....		1,975	1,713	1,774	1,862	1,496	1,774	1,831	1,844	1,924	2,034	2,090	2,106	610	29.0
Females.....		7	6	7	6	8	8	7	6	5	6	6	6	3	(1)
Street, road, and sewer contracting.....	663	4,210	4,015	5,094	8,290	10,907	14,802	15,906	17,049	17,261	15,996	11,333	6,942	13,246	76.7
Males.....		4,187	3,974	5,048	8,243	10,858	14,753	15,859	16,999	17,211	15,549	11,287	6,905	13,237	76.9
Females.....		43	41	46	47	49	49	47	50	50	47	46	37	13	(1)
Ventilating and heating.....	58	533	456	424	335	255	326	351	411	489	514	467	438	278	52.2
Males.....		533	456	424	335	255	326	351	411	489	514	467	438	278	52.2
Construction, n. o. c.....	4	40	27	24	27	27	19	11	12	17	13	14	18	29	(1)
Males.....		40	27	24	27	27	19	11	12	17	13	14	18	29	(1)
Fisheries.....	27	178	190	211	292	320	281	296	267	274	266	280	225	142	44.4
Males.....		177	189	210	291	319	280	294	266	273	265	279	224	142	44.5
Females.....		1	1	1	1	1	1	2	1	1	1	1	1	1	(1)
Manufactures.....	8,632	473,861	469,515	463,942	465,469	465,024	461,296	437,025	446,223	451,457	460,352	469,865	464,023	36,836	7.8
Males.....		399,751	391,653	385,173	386,733	386,785	382,600	361,151	367,407	370,467	377,789	386,897	382,410	38,600	9.7
Females.....		74,110	77,862	78,769	78,736	78,239	78,696	75,874	78,816	80,990	82,563	82,968	81,613	8,858	10.7
Chemicals and allied products.....	360	15,543	15,248	15,156	14,812	14,435	14,197	14,068	14,498	15,496	15,435	15,559	15,174	1,491	9.6
Males.....		14,003	13,602	13,491	13,142	12,830	12,565	12,492	12,867	13,812	13,600	13,789	13,557	1,511	10.8
Females.....		1,540	1,646	1,665	1,670	1,605	1,632	1,576	1,631	1,684	1,835	1,772	1,617	295	16.1
Chemicals, acids, and wood distillation.....	55	3,322	3,162	2,892	2,896	3,004	2,895	2,857	2,855	3,034	3,229	3,361	3,327	506	15.1
Males.....		3,294	3,136	2,867	2,873	2,981	2,872	2,836	2,834	3,010	3,201	3,331	3,296	497	14.9
Females.....		28	26	25	23	23	23	21	21	24	28	30	31	10	(1)
Dyestuffs and extracts.....	3	244	244	249	245	236	243	268	265	270	270	275	247	39	14.2
Males.....		241	241	246	242	233	240	264	260	266	266	271	243	38	14.0
Females.....		3	3	3	3	3	3	4	5	4	4	4	4	(1)	
Explosives.....	10	352	277	263	241	237	257	244	237	245	235	232	222	130	36.9
Males.....		350	275	263	241	237	257	244	237	245	235	232	222	128	36.6
Females.....		2	2											2	(1)
Fertilizers, tankage.....	27	1,092	975	1,194	963	777	706	762	859	1,585	800	685	688	900	56.8
Males.....		1,090	973	1,192	961	775	704	760	857	1,583	798	683	686	900	56.9
Females.....		2	2	2	2	2	2	2	2	2	2	2	2	(1)	
Ink, printing and writing.....	11	378	380	380	369	354	329	330	330	324	337	341	336	56	14.7
Males.....		359	353	354	348	336	309	307	306	300	314	319	317	59	16.4
Females.....		19	27	26	21	18	20	23	24	24	23	22	19	9	(1)

¹ Not computed owing to small number represented.

TABLE A.—Fluctuation in employment in industries other than mining and quarrying in Ohio, 1914 to 1929, by occupation group, industry, and sex—Continued

1921: WAGE EARNERS—Continued

Industry and sex	Number of establishments reporting	Number employed on the 15th of each month												Variation from maximum	
		January	February	March	April	May	June	July	August	September	October	November	December	Number	Per cent
Manufactures—Continued.															
Chemicals and allied products—Continued.															
Oil, linseed, lubricating, and cottonseed, and oil cake.....	17	264	252	293	268	274	293	214	258	254	257	257	338	124	36.7
Males.....		252	232	274	255	252	277	201	242	238	243	246	225	76	27.4
Females.....		12	20	19	13	22	16	13	16	16	14	11	13	11	(1)
Paint and varnish.....	82	2,821	2,805	2,888	2,911	2,908	2,842	2,673	2,571	2,564	2,700	2,693	2,657	347	11.9
Males.....		2,433	2,381	2,398	2,396	2,408	2,367	2,225	2,143	2,169	2,288	2,268	2,240	290	11.9
Females.....		388	424	490	515	500	475	448	428	395	412	425	417	127	24.7
Patent medicines and drug compounds.....	54	884	858	881	876	803	767	748	785	848	908	947	866	199	21.0
Males.....		537	514	543	551	516	480	475	464	493	519	547	534	87	15.8
Females.....		347	344	338	325	287	287	273	321	355	389	400	332	127	31.8
Petroleum refining.....	27	2,292	2,222	2,137	2,089	2,127	2,075	2,159	2,219	2,206	2,234	2,234	2,349	274	11.7
Males.....		2,272	2,203	2,120	2,071	2,107	2,054	2,138	2,200	2,185	2,214	2,316	2,331	277	11.9
Females.....		20	19	17	18	20	21	21	19	21	20	18	18	4	(1)
Salt.....	7	626	637	595	603	589	678	664	614	686	728	682	630	139	19.1
Males.....		555	543	525	525	512	587	583	538	595	625	586	547	113	18.1
Females.....		71	94	70	78	77	91	81	76	91	103	96	83	33	32.0
Soap, candles, grease, and tallow.....	44	2,997	3,166	3,103	3,085	2,865	2,868	2,902	3,252	3,207	3,452	3,493	3,341	628	18.0
Males.....		2,470	2,603	2,555	2,528	2,322	2,279	2,320	2,640	2,585	2,749	2,840	2,756	561	19.8
Females.....		527	563	548	557	543	589	582	612	622	703	653	585	176	25.0
Chemicals and allied products, n. o. c.....	23	271	270	281	266	261	244	247	253	273	285	259	273	41	14.4
Males.....		150	148	154	151	151	139	139	146	143	148	148	160	21	13.1
Females.....		121	122	127	115	110	105	108	107	130	137	111	113	32	23.4
Food and kindred products.....	1,426	26,648	25,699	25,674	25,375	25,689	27,675	26,350	29,005	31,725	30,510	29,833	28,289	6,350	20.0
Males.....		21,327	20,209	20,087	19,991	20,377	21,836	21,364	22,922	24,005	23,133	22,862	21,924	4,014	16.7
Females.....		5,321	5,490	5,587	5,384	5,312	5,839	4,986	6,083	7,720	7,377	6,971	6,365	2,334	35.4
Bakery products.....	371	6,193	6,177	6,229	6,078	6,094	6,315	6,367	6,311	6,403	6,465	6,541	6,451	463	7.1
Males.....		4,683	4,661	4,683	4,583	4,628	4,747	4,803	4,813	4,940	4,889	4,934	4,849	357	7.2
Females.....		1,510	1,516	1,546	1,495	1,466	1,568	1,564	1,498	1,463	1,576	1,607	1,602	144	9.0
Canning and preserving.....	72	326	391	429	508	759	1,923	984	2,611	3,734	1,481	906	667	3,408	91.3
Males.....		254	289	300	365	539	1,334	640	1,795	2,418	926	586	399	2,164	89.5
Females.....		72	102	129	143	220	589	344	816	1,316	555	320	268	1,244	94.5
Coffee, spices, and peanuts, roasting and grinding.....	30	839	923	979	940	919	904	883	914	942	973	961	926	140	14.3
Males.....		480	510	517	484	489	489	491	499	502	516	517	506	37	7.2
Females.....		359	413	462	456	430	415	392	415	440	457	444	420	103	22.3

Confectionery	133	3,918	4,564	4,675	4,532	4,308	4,102	3,451	4,267	5,702	5,990	5,657	5,139	2,072	34.6
Males		2,493	2,482	2,554	2,510	2,431	2,344	2,173	2,373	2,721	2,374	2,650	2,567	701	24.4
Females		1,425	2,082	2,121	2,022	1,878	1,758	1,278	1,894	2,981	3,116	3,007	2,572	1,838	59.0
Cordials, sirups, and flavoring extracts	23	578	613	627	624	710	730	657	686	701	744	708	658	166	22.3
Males		256	245	253	244	253	280	272	258	268	273	258	246	36	12.9
Females		322	368	374	380	457	450	385	428	433	471	450	412	149	31.6
Dairy products and ice cream	214	3,846	3,384	3,519	3,810	4,143	4,500	4,546	4,382	4,183	3,913	3,641	3,535	1,200	26.4
Males		3,086	3,159	3,272	3,533	3,817	4,149	4,189	4,066	3,896	3,623	3,376	3,288	1,093	26.1
Females		250	225	247	277	326	351	357	316	317	290	265	247	132	37.0
Flour-mill and grist-mill products	419	2,520	2,597	2,558	2,462	2,378	2,561	2,627	2,756	2,706	2,846	2,778	2,663	468	16.4
Males		2,438	2,471	2,440	2,373	2,372	2,395	2,538	2,657	2,601	2,614	2,599	2,520	285	10.7
Females		82	126	118	89	6	166	89	99	105	232	179	143	226	97.4
Food preparations	23	1,196	1,107	1,068	962	729	812	967	995	1,108	1,069	1,178	1,052	467	39.0
Males		980	885	859	819	599	671	797	818	949	893	940	849	381	38.9
Females		216	222	209	143	130	141	190	177	219	196	238	203	108	45.4
Oleomargarine	4	253	246	240	229	228	180	175	208	211	215	200	199	78	30.8
Males		214	207	202	195	195	154	152	184	189	194	181	180	62	29.0
Females		39	39	38	34	33	26	23	24	22	21	19	19	20	(¹)
Slaughtering and meat packing	124	5,331	5,374	5,080	4,925	5,098	5,299	5,266	5,304	5,337	5,345	5,552	5,891	966	16.4
Males		5,421	5,014	4,720	4,605	4,757	4,956	4,926	4,972	4,964	4,992	5,183	5,472	867	15.8
Females		410	360	310	320	341	343	340	332	343	353	369	419	109	26.0
Sugar	6	919	165	157	179	181	192	262	308	344	1,158	1,476	902	1,311	88.8
Males		917	163	155	177	179	190	260	306	342	1,139	1,465	899	1,302	88.9
Females		2	2	2	2	2	2	2	2	2	19	11	3	17	(¹)
Vinegar and cider	6	92	95	97	82	75	89	78	194	225	220	166	138	150	66.7
Males		59	61	67	60	53	60	57	113	147	130	105	82	94	63.9
Females		33	34	30	22	22	29	21	81	78	90	61	56	69	(¹)
Food and kindred products, n. o. c.	1	37	63	66	44	66	68	67	69	69	71	69	68	34	(¹)
Males		36	62	65	43	65	67	66	68	68	70	68	67	34	(¹)
Females		1	1	1	1	1	1	1	1	1	1	1	1	(¹)	(¹)
Iron and steel and their products	1,667	184,993	172,593	162,411	154,695	152,142	145,447	128,310	135,411	137,489	142,958	150,845	147,795	56,683	30.6
Males		179,743	167,735	157,526	149,961	147,597	141,120	124,462	131,450	133,430	138,758	146,372	143,542	55,281	30.8
Females		5,250	4,858	4,885	4,734	4,545	4,327	3,848	3,961	4,059	4,200	4,473	4,253	1,402	26.7
Blast-furnace products	34	4,954	4,395	3,898	3,731	3,709	4,050	3,067	3,281	3,523	3,777	3,810	3,586	1,887	38.1
Males		4,942	4,383	3,887	3,720	3,697	4,038	3,056	3,271	3,513	3,766	3,799	3,575	1,886	38.2
Females		12	12	11	11	12	12	11	10	10	11	11	11	2	(¹)
Boilers and tanks	36	1,451	1,354	1,196	1,119	1,072	1,072	1,078	999	1,015	970	1,067	1,105	481	33.1
Males		1,436	1,342	1,321	1,177	1,088	1,029	1,034	953	971	924	1,057	1,074	512	35.7
Females		15	12	15	19	31	43	44	46	44	46	30	31	84	(¹)
Bolts, nuts, washers, and rivets	30	4,407	3,799	3,822	3,672	3,482	3,139	2,653	2,884	2,872	2,992	3,194	2,972	1,754	39.8
Males		3,646	3,143	3,142	3,077	2,896	2,657	2,202	2,440	2,390	2,490	2,622	2,453	1,444	39.6
Females		761	656	680	595	586	482	451	444	482	502	572	519	317	41.7
Calculating machines	9	6,508	6,338	6,275	6,098	6,059	6,112	6,085	5,966	5,683	5,755	5,745	5,851	825	12.7
Males		5,266	5,718	5,668	5,484	5,500	5,537	5,520	5,410	5,146	5,222	5,195	5,291	720	12.3
Females		642	607	612	612	559	575	565	556	537	533	550	560	109	17.0
Cutlery and tools	76	2,639	2,671	2,729	2,689	2,620	2,528	2,239	2,310	2,307	2,380	2,435	2,271	490	18.0
Males		2,300	2,366	2,392	2,349	2,279	2,197	1,929	1,980	1,981	1,978	2,029	1,928	464	19.4
Females		339	305	337	340	341	331	310	330	326	404	406	343	101	24.9
Doors and shutters, iron and steel	7	438	421	387	337	334	312	317	332	325	340	311	306	132	30.1
Males		435	419	383	334	331	311	316	331	324	339	310	305	130	29.9
Females		3	2	3	3	3	1	1	1	1	1	1	1	2	(¹)

¹ Not computed owing to small number represented.

TABLE A.—Fluctuation in employment in industries other than mining and quarrying in Ohio, 1914 to 1929, by occupation group, industry, and sex—Continued

1921: WAGE EARNERS—Continued

Industry and sex	Number of establishments reporting	Number employed on the 15th of each month												Variation from maximum	
		January	February	March	April	May	June	July	August	September	October	November	December	Number	Per cent
Manufactures—Continued.															
Iron and steel and their products—Continued.															
Filles.....	4	158	157	145	139	120	89	90	90	90	90	99	98	69	43.7
Males.....		137	135	126	123	105	82	83	83	83	82	91	90	55	40.1
Females.....		21	22	19	16	15	7	7	7	7	8	8	8	15	(1)
Forgings.....	34	2,873	2,227	2,889	3,529	3,078	2,990	2,649	3,422	3,390	2,978	2,755	2,626	1,451	39.5
Males.....		2,792	2,181	2,800	3,348	3,482	2,846	2,516	3,217	3,192	2,834	2,624	2,494	1,301	37.4
Females.....		81	46	89	181	196	144	133	205	198	144	131	132	159	77.6
Foundry and machine-shop products.....	1,127	81,764	76,393	71,511	68,350	64,523	59,831	55,298	54,058	52,974	53,177	55,930	56,253	28,790	35.2
Males.....		79,587	74,411	69,638	64,547	62,780	58,219	53,817	52,606	51,534	51,676	54,194	54,679	28,053	35.2
Females.....		2,177	1,942	1,873	1,803	1,743	1,662	1,481	1,452	1,440	1,501	1,636	1,574	737	33.9
Gas engines and tractors.....	25	1,743	1,724	1,593	1,138	1,192	1,009	1,020	1,021	980	1,033	1,074	1,113	763	43.8
Males.....		1,735	1,716	1,585	1,136	1,190	1,006	1,017	1,015	977	1,030	1,072	1,111	758	43.7
Females.....		8	8	8	2	2	3	3	3	3	2	2	2	6	(1)
Nails and spikes, cut, wrought, and wire.....	4	247	210	213	215	214	217	223	221	226	243	252	244	42	16.7
Males.....		159	131	134	139	139	139	141	137	140	150	157	159	28	17.6
Females.....		88	79	79	76	75	78	82	84	86	93	95	85	20	(1)
Pipe, wrought.....	4	1,129	1,172	1,327	1,305	1,049	1,128	972	463	542	730	1,072	1,159	864	65.1
Males.....		1,129	1,172	1,327	1,305	1,049	1,128	972	463	542	730	1,072	1,159	864	65.1
Pumps and windmills.....	28	2,506	2,345	2,412	2,266	1,841	1,701	1,407	1,425	1,632	1,609	1,610	1,641	1,099	43.9
Males.....		2,492	2,332	2,399	2,253	1,829	1,691	1,398	1,417	1,622	1,601	1,602	1,635	1,084	43.9
Females.....		14	13	13	13	12	10	9	8	10	8	8	6	15	(1)
Safes and vaults.....	19	3,164	3,000	2,894	2,639	2,526	2,513	2,409	2,367	2,428	2,339	2,350	2,388	825	26.1
Males.....		3,119	2,956	2,852	2,601	2,500	2,488	2,383	2,342	2,405	2,316	2,327	2,365	803	25.7
Females.....		45	44	42	38	26	25	26	25	23	23	23	23	22	(1)
Scales and balances.....	3	509	490	474	465	451	298	287	274	264	260	215	301	249	48.9
Males.....		489	467	453	439	429	279	273	253	250	247	206	285	242	49.5
Females.....		20	23	21	26	22	19	14	16	14	13	19	16	13	(1)
Screws, machine and wood.....	4	394	415	438	469	331	332	285	287	280	283	265	275	204	43.5
Males.....		264	285	285	299	259	247	211	214	208	213	202	201	98	32.8
Females.....		130	148	153	170	72	85	74	73	72	70	63	74	107	62.9
Sewing machines, cases, and attachments.....	4	799	817	973	976	904	694	666	688	793	563	936	814	310	31.8
Males.....		732	754	893	888	820	633	610	636	739	508	881	763	283	31.7
Females.....		67	63	80	88	84	61	56	52	54	55	55	51	37	(1)
Steel works and rolling mills.....	59	51,264	47,034	41,219	42,087	43,086	41,111	34,677	40,498	42,050	45,444	48,641	45,604	16,687	32.4
Males.....		50,948	46,732	40,994	41,812	42,319	40,865	34,478	40,280	41,812	45,177	48,346	45,331	16,470	32.3
Females.....		316	302	285	276	267	246	199	218	238	267	295	273	117	37.0

PART 2.—GENERAL TABLE

Stoves and furnaces.....	84	7, 156	8, 266	8, 632	7, 601	7, 763	7, 940	6, 821	7, 818	4, 684	8, 476	9, 398	8, 554	2, 577	27. 4
Males.....		6, 948	7, 967	8, 328	7, 396	7, 491	7, 650	6, 624	7, 595	7, 440	8, 255	9, 124	8, 326	2, 500	27. 4
Females.....		208	299	304	208	272	290	197	223	194	221	274	228	110	36. 2
Tin plate and terneplate.....	8	2, 805	1, 659	2, 260	1, 873	841	2, 211	367	875	2, 084	2, 081	2, 640	3, 282	2, 885	87. 9
Males.....		2, 735	1, 594	2, 175	1, 788	836	2, 158	391	866	1, 968	1, 949	2, 556	3, 173	2, 782	87. 7
Females.....		70	65	85	85	5	53	6	9	66	82	84	109	104	95. 4
Wire.....	9	4, 637	4, 656	4, 098	3, 167	3, 350	3, 721	3, 583	3, 873	4, 251	4, 758	4, 701	4, 976	1, 809	36. 4
Males.....		4, 537	4, 585	4, 031	3, 113	3, 279	3, 652	3, 526	3, 808	4, 188	4, 690	4, 632	4, 908	1, 795	36. 6
Females.....		100	71	67	54	71	69	57	65	63	68	69	68	14	(1)
Wirework, wire rope, and cable.....	30	555	557	548	619	590	509	489	473	479	523	499	541	446	23. 6
Males.....		472	483	484	544	516	435	415	392	392	428	408	455	152	27. 9
Females.....		83	74	64	75	74	74	74	81	87	95	91	86	31	(1)
Iron and steel, and their products, n. o. c.....	29	3, 402	2, 993	2, 813	2, 599	2, 360	2, 188	1, 885	2, 060	1, 981	2, 167	2, 141	2, 135	1, 517	44. 6
Males.....		3, 332	2, 918	2, 742	2, 526	2, 283	2, 112	1, 823	1, 991	1, 913	2, 102	2, 072	2, 067	1, 509	45. 3
Females.....		70	75	71	73	77	76	62	69	68	65	69	68	15	(1)
Leather and leather products.....	144	13, 251	14, 069	14, 534	15, 073	15, 579	16, 390	16, 707	17, 211	17, 016	16, 500	17, 898	17, 148	4, 647	26. 0
Males.....		8, 437	8, 848	9, 110	9, 419	9, 652	10, 113	10, 205	10, 486	10, 431	10, 361	11, 650	10, 773	3, 213	27. 6
Females.....		4, 814	5, 221	5, 424	5, 654	5, 927	6, 267	6, 502	6, 725	6, 585	6, 139	6, 248	6, 375	1, 911	28. 4
Boots, shoes, cut stock, and findings.....	63	11, 340	12, 161	12, 553	12, 929	13, 417	14, 074	14, 445	14, 867	14, 614	14, 108	15, 497	14, 720	4, 157	26. 8
Males.....		6, 710	7, 124	7, 309	7, 469	7, 707	8, 003	8, 140	8, 381	8, 260	8, 196	9, 485	8, 562	2, 775	29. 3
Females.....		4, 630	5, 037	5, 244	5, 460	5, 710	6, 071	6, 305	6, 486	6, 354	5, 912	6, 012	6, 158	1, 866	28. 6
Leather, tanned, curried, and finished.....	26	1, 081	1, 110	1, 136	1, 244	1, 258	1, 445	1, 439	1, 470	1, 520	1, 521	1, 543	1, 541	462	29. 9
Males.....		1, 067	1, 099	1, 127	1, 231	1, 243	1, 429	1, 426	1, 455	1, 503	1, 502	1, 525	1, 523	458	30. 0
Females.....		14	11	9	13	15	16	13	15	17	19	18	18	10	(1)
Saddlery and harness.....	17	346	321	342	373	368	332	313	309	305	307	321	334	68	18. 2
Males.....		324	294	320	348	332	299	286	281	274	283	295	307	74	21. 3
Females.....		22	27	22	25	36	33	27	28	31	24	26	27	14	(1)
Trunks and valises.....	16	171	195	255	234	235	226	232	230	227	235	221	206	84	32. 9
Males.....		146	166	217	200	200	197	200	198	201	205	189	177	71	32. 7
Females.....		25	29	38	34	35	29	32	32	26	30	32	29	13	(1)
Leather and leather products, n. o. c.....	22	313	282	248	293	301	303	278	335	350	329	316	347	102	29. 1
Males.....		190	165	137	171	170	185	153	171	193	175	156	204	67	32. 8
Females.....		123	117	111	122	131	118	125	164	157	154	160	143	53	32. 3
Liquors and beverages.....	121	2, 402	2, 368	2, 443	2, 675	2, 687	3, 060	3, 374	3, 089	2, 924	2, 535	2, 284	2, 203	1, 171	34. 7
Males.....		2, 359	2, 324	2, 383	2, 621	2, 642	3, 011	3, 329	3, 037	2, 881	2, 500	2, 249	2, 173	1, 186	34. 7
Females.....		43	44	60	54	45	49	45	52	43	35	35	30	30	(1)
Mineral waters and beverages.....	114	2, 232	2, 203	2, 266	2, 500	2, 544	2, 907	3, 216	2, 933	2, 750	2, 384	2, 128	2, 054	1, 162	36. 1
Males.....		2, 202	2, 168	2, 230	2, 457	2, 504	2, 866	3, 178	2, 888	2, 718	2, 356	2, 104	2, 030	1, 148	36. 1
Females.....		30	35	36	43	40	41	38	45	32	28	24	24	21	(1)
Liquors and beverages, n. o. c.....	7	170	165	177	175	143	153	158	174	151	156	149	149	34	19. 2
Males.....		157	156	153	164	138	145	151	149	163	144	145	143	26	15. 9
Females.....		13	9	24	11	5	8	7	7	11	7	11	6	19	(1)
Lumber and its products.....	914	19, 295	20, 611	20, 716	20, 853	20, 842	21, 677	20, 354	20, 362	20, 779	20, 843	21, 882	21, 888	2, 593	11. 8
Males.....		17, 812	19, 124	19, 294	19, 460	19, 460	20, 298	19, 089	19, 034	19, 413	19, 386	20, 423	20, 482	2, 670	13. 0
Females.....		1, 483	1, 487	1, 422	1, 395	1, 382	1, 379	1, 265	1, 328	1, 366	1, 457	1, 459	1, 406	222	14. 9
Baskets, wood, rattan, and willow.....	19	271	326	316	311	317	366	318	320	281	267	256	264	110	30. 1
Males.....		184	205	198	195	200	218	191	205	185	179	172	184	46	21. 1
Females.....		87	121	118	116	117	148	127	115	96	88	84	80	68	46. 0
Boxes, cigar.....	17	341	300	321	292	298	292	291	311	326	332	329	309	50	14. 7
Males.....		139	124	131	126	125	120	123	126	130	128	126	121	19	13. 7
Females.....		202	176	190	166	173	172	168	185	196	204	203	188	38	18. 6

¹ Not computed owing to small number represented.

TABLE A.—Fluctuation in employment in industries other than mining and quarrying in Ohio, 1914 to 1929, by occupation group, industry, and sex—Continued

1921: WAGE EARNERS—Continued

Industry and sex	Number of establishments reporting	Number employed on the 15th of each month												Variation from maximum	
		January	February	March	April	May	June	July	August	September	October	November	December	Number	Per cent
Manufactures—Continued.															
Lumber and its products—Continued.															
Boxes and packing crates.....	37	1,115	1,179	1,100	1,091	1,116	1,104	1,080	1,141	1,120	1,048	1,038	1,079	141	12.0
Males.....		1,043	1,086	1,035	1,020	1,050	1,032	1,017	1,044	1,030	977	972	1,010	114	10.5
Females.....		72	93	65	71	66	72	63	97	90	71	66	69	24	(1)
Coffins and undertakers' goods.....	13	1,056	1,058	1,046	1,026	1,011	988	971	1,011	1,018	1,079	1,088	1,097	126	11.5
Males.....		868	869	855	837	819	813	802	827	825	869	871	888	86	9.7
Females.....		188	189	191	189	192	175	169	184	193	210	217	209	43	22.1
Cooperage and related goods.....	92	1,211	1,258	1,284	1,248	1,252	1,367	1,127	1,158	1,331	1,393	1,298	1,297	266	19.1
Males.....		1,184	1,204	1,241	1,206	1,194	1,303	1,077	1,124	1,281	1,325	1,241	1,245	248	18.7
Females.....		27	54	43	42	58	64	50	34	50	68	57	52	41	(1)
Furniture.....	146	4,605	5,277	5,496	5,779	5,411	5,916	5,384	5,613	5,674	5,815	6,093	6,015	1,488	24.4
Males.....		4,397	5,049	5,269	5,532	5,164	5,660	5,162	5,376	5,436	5,795	5,737	5,795	1,398	24.1
Females.....		208	228	227	247	247	256	222	237	238	275	298	278	90	30.2
Lasts.....	4	202	230	242	260	267	276	280	267	277	286	292	290	90	30.8
Males.....		198	225	228	248	257	272	275	261	268	275	283	282	85	30.0
Females.....		4	5	14	12	10	4	5	6	9	11	9	8	10	(1)
Looking-glass and picture frames.....	10	341	355	376	332	367	398	373	376	402	415	448	456	115	25.2
Males.....		303	314	337	344	332	358	339	344	368	383	415	424	121	28.5
Females.....		38	41	39	38	35	35	34	32	34	32	33	32	9	(1)
Matches.....	5	1,949	1,757	1,638	1,541	1,445	1,344	1,288	1,343	1,390	1,451	1,573	1,575	661	33.9
Males.....		1,372	1,289	1,195	1,123	1,043	974	945	967	979	1,029	1,146	1,152	429	31.3
Females.....		577	468	443	418	402	370	345	376	411	422	427	423	232	40.2
Saw-mill and planing-mill products.....	508	6,523	6,465	6,701	6,843	7,143	7,599	6,981	6,814	6,766	6,865	7,021	6,965	994	12.6
Males.....		6,473	6,423	6,645	6,785	7,087	7,537	6,928	6,787	6,737	6,827	6,985	6,980	914	12.5
Females.....		50	42	56	58	56	62	53	27	29	38	36	35	35	(1)
Show cases.....	10	204	205	206	211	221	222	214	205	206	219	244	355	151	42.5
Males.....		193	197	199	203	214	214	207	198	199	213	238	349	156	44.7
Females.....		11	8	7	8	7	8	7	7	7	6	6	5	5	(1)
Wood bending, turning, carving.....	47	1,168	1,899	1,681	1,637	1,760	1,759	1,771	1,543	1,763	1,411	1,920	1,893	752	39.2
Males.....		1,150	1,868	1,653	1,628	1,742	1,747	1,750	1,516	1,751	1,380	1,898	1,868	748	39.4
Females.....		18	31	28	29	18	12	21	27	12	31	22	25	19	(1)
Wood preserving.....	4	256	249	256	159	181	186	223	207	172	209	129	240	127	49.6
Males.....		256	249	256	159	181	186	223	207	172	209	129	240	127	49.6
Lumber and its products, n. o. c.....	2	53	53	53	53	53	53	53	53	53	53	53	53	53	
Males.....		52	52	52	52	52	52	52	52	52	52	52	52	52	
Females.....		1	1	1	1	1	1	1	1	1	1	1	1	1	

PART 2.—GENERAL TABLE

Metals and metal products, other than iron and steel	432	23,152	24,497	23,966	23,715	23,392	22,464	20,863	20,733	21,525	22,594	23,233	22,812	3,764	15.4
Males		17,569	18,886	18,429	18,675	18,585	18,196	16,929	16,829	17,407	18,355	18,951	18,509	3,122	11.2
Females		5,583	5,611	5,537	5,040	4,807	4,268	3,934	3,904	4,118	4,239	4,282	4,303	1,707	30.4
Brass, bronze, and aluminum products	121	4,123	4,076	4,184	4,351	4,412	4,167	4,025	3,983	4,067	4,265	4,307	4,208	429	9.7
Males		3,932	3,886	3,999	4,170	4,228	3,990	3,864	3,842	3,906	4,077	4,118	4,007	386	9.1
Females		191	190	185	181	184	177	161	141	161	188	189	201	60	23.9
Clocks, watches, and materials	7	1,167	1,185	1,255	1,188	1,150	1,133	1,015	1,008	1,017	1,015	1,018	997	258	20.6
Males		751	757	793	766	742	712	688	663	675	678	676	662	104	13.6
Females		416	428	492	420	408	421	347	346	342	337	342	335	157	31.9
Copper, tin, and sheet-iron products, including stamped and enameled ware	173	8,208	9,832	9,647	9,595	9,876	9,856	8,979	9,073	9,790	10,515	11,118	10,520	2,910	26.2
Males		6,865	8,365	8,210	8,211	8,493	8,546	7,763	7,782	8,558	9,889	9,541	9,005	2,676	28.0
Females		1,343	1,467	1,437	1,384	1,383	1,310	1,216	1,291	1,432	1,526	1,577	1,515	361	22.9
Furniture (metal) and office fixtures	16	1,980	2,053	1,889	1,882	1,992	1,976	1,806	1,721	1,976	1,921	1,841	1,972	377	18.4
Males		1,687	1,757	1,590	1,693	1,725	1,763	1,622	1,567	1,594	1,653	1,644	1,764	230	13.0
Females		303	296	299	289	267	213	184	154	142	168	197	208	161	53.1
Gas and electric fixtures and lamps and reflectors	43	6,333	6,089	5,747	5,347	4,646	4,035	3,761	3,694	3,689	3,667	3,668	3,842	2,666	42.1
Males		3,176	2,982	2,788	2,741	2,261	2,056	1,908	1,892	1,814	1,820	1,842	1,943	1,362	42.9
Females		3,157	3,087	2,959	2,606	2,385	1,979	1,853	1,802	1,875	1,847	1,826	1,894	1,355	42.9
Jewelry	25	573	550	537	530	518	498	495	494	515	527	512	518	79	13.8
Males		455	445	434	429	421	412	407	403	417	427	428	427	52	11.4
Females		118	105	103	101	97	86	88	91	98	100	84	91	24	28.8
Silverware and plated ware	4	271	259	238	221	231	234	227	231	239	242	248	237	50	16.1
Males		230	217	200	183	198	202	193	203	208	211	218	210	37	16.1
Females		41	42	38	28	33	32	29	28	31	31	30	27	15	(¹)
Metals and metal products, other than iron and steel, n. o. c.	43	487	503	460	503	567	565	555	529	532	542	521	518	98	17.3
Males		473	477	445	472	517	515	490	477	495	500	494	486	72	13.9
Females		14	26	24	31	50	50	56	52	37	42	37	32	42	(¹)
Paper and printing	869	29,496	30,288	29,875	29,850	28,329	28,956	29,452	29,866	29,978	30,808	31,352	31,006	3,423	9.6
Males		22,420	23,112	22,637	22,625	21,409	21,994	22,552	22,913	22,912	23,441	23,984	23,757	2,575	10.7
Females		7,076	7,176	7,238	7,225	6,920	6,962	6,900	6,953	7,066	7,367	7,368	7,339	468	6.4
Bags, paper	11	874	843	866	857	877	883	1,002	1,204	1,303	1,401	1,359	1,200	558	39.8
Males		435	423	425	411	425	419	436	508	516	557	537	560	149	26.6
Females		439	420	441	446	452	464	566	696	787	844	822	730	424	50.2
Boxes, fancy and paper	67	2,745	2,862	2,821	2,720	2,512	2,422	2,433	2,485	2,650	2,820	2,948	2,906	526	17.8
Males		1,455	1,476	1,490	1,410	1,279	1,242	1,276	1,352	1,387	1,462	1,589	1,606	364	22.7
Females		1,290	1,386	1,331	1,310	1,233	1,180	1,157	1,133	1,263	1,358	1,359	1,300	253	18.3
Engraving and diesinking	8	172	178	170	171	205	207	199	206	202	154	176	178	53	25.6
Males		97	99	95	93	100	104	99	99	99	93	97	97	11	10.6
Females		75	79	75	78	105	103	100	105	103	61	79	81	44	41.9
Envelopes	7	1,207	1,178	1,196	1,190	1,205	1,157	1,066	1,062	1,072	1,072	1,132	1,164	215	17.8
Males		521	496	503	496	494	479	452	446	417	421	456	459	104	20.0
Females		686	682	693	694	711	678	614	616	655	656	676	705	136	19.1
Labels and tags	9	271	436	430	446	468	455	682	659	336	346	408	457	411	60.3
Males		223	361	356	372	387	380	564	552	269	273	340	381	341	60.5
Females		48	75	74	74	81	75	118	107	67	73	68	76	70	59.3

¹ Not computed owing to small number represented.

TABLE A.—Fluctuation in employment in industries other than mining and quarrying in Ohio, 1914 to 1929, by occupation group, industry, and sex—Continued

1921: WAGE EARNERS—Continued

Industry and sex	Number of establishments reporting	Number employed on the 15th of each month												Variation from maximum		
		January	February	March	April	May	June	July	August	September	October	November	December	Number	Per cent	
Manufactures—Continued.																
Paper and printing—Continued.																
Paper, including stationery.....	72	6,472	7,158	6,721	6,819	6,525	6,673	6,283	6,560	6,793	7,562	7,785	7,410	1,502	19.3	
Males.....		5,438	6,094	5,637	5,734	5,515	5,696	5,391	5,577	5,764	6,473	6,692	6,311	1,301	19.4	
Females.....		1,034	1,064	1,084	1,085	1,010	977	892	983	1,029	1,089	1,093	1,099	207	18.8	
Photo-engraving.....	24	433	441	442	441	434	431	426	419	412	408	408	407	35	7.9	
Males.....		430	437	438	437	431	428	423	416	411	407	407	406	32	7.3	
Females.....		3	4	4	4	3	3	3	3	1	1	1	1	3	(1)	
Printing and publishing.....	630	16,353	16,229	16,303	16,255	15,152	15,796	16,425	16,354	16,308	15,995	16,061	16,219	1,273	7.8	
Males.....		12,972	12,877	12,874	12,846	11,948	12,435	13,091	13,146	13,186	12,828	12,917	12,997	751	5.7	
Females.....		3,381	3,352	3,429	3,409	3,204	3,361	3,334	3,208	3,122	3,167	3,144	3,222	307	9.0	
Stereotyping and electrotyping.....	22	548	550	549	553	542	534	538	546	523	524	532	530	30	5.4	
Males.....		544	546	545	549	539	531	535	543	519	521	529	527	30	5.5	
Females.....		4	4	4	4	3	3	3	3	4	3	3	3	1	(1)	
Paper and printing, n. o. c.....	19	421	413	377	398	409	398	398	377	459	526	543	535	166	30.6	
Males.....		305	303	274	277	291	280	285	272	344	406	420	413	148	35.2	
Females.....		116	110	103	121	118	118	113	105	115	120	123	122	18	14.6	
Rubber products.....	107	23,240	23,975	25,337	30,844	35,258	33,601	36,101	37,545	33,930	31,582	31,491	32,337	14,305	38.1	
Males.....		20,113	20,453	21,867	27,061	31,285	29,813	32,267	33,540	30,524	28,247	27,942	28,671	13,427	40.0	
Females.....		3,127	3,522	3,470	3,783	3,973	3,788	3,834	4,005	3,406	3,335	3,549	3,666	878	21.9	
Druggists' sundries and toys, rubber.....	35	1,257	1,412	1,605	1,733	1,858	1,733	1,733	1,687	1,700	1,730	1,856	1,740	601	32.4	
Males.....		797	847	957	1,065	1,108	997	1,073	1,056	1,068	1,060	1,166	1,076	369	31.7	
Females.....		460	565	648	701	750	736	660	631	632	670	690	664	290	38.7	
Tires and tubes.....	72	21,983	22,563	23,732	29,078	33,400	31,868	34,368	35,858	32,230	29,852	29,635	30,597	13,875	38.7	
Males.....		19,316	19,606	20,910	25,996	30,177	28,816	31,194	32,484	29,456	27,187	26,776	27,595	13,168	40.5	
Females.....		2,667	2,957	2,822	3,082	3,223	3,052	3,174	3,374	2,774	2,665	2,859	3,002	709	21.0	
Stone, clay, and glass products.....	637	32,698	31,847	31,379	31,517	31,964	32,607	29,714	30,250	31,373	34,395	33,663	33,238	4,681	13.6	
Males.....		27,367	26,614	26,376	26,801	27,336	28,106	25,779	26,173	27,035	29,586	28,629	28,101	3,807	12.9	
Females.....		5,331	5,233	5,003	4,716	4,628	4,501	3,935	4,077	4,338	4,809	5,034	5,137	1,396	26.2	
Brick and tile, clay.....	157	2,632	2,744	3,277	3,823	4,090	4,296	4,282	4,134	4,165	3,970	3,680	3,302	1,664	38.7	
Males.....		2,631	2,743	3,276	3,822	4,089	4,295	4,281	4,133	4,164	3,969	3,679	3,301	1,664	38.7	
Females.....		1	1	1	1	1	1	1	1	1	1	1	1	1		
Cement.....	9	594	639	527	729	794	853	814	834	855	810	775	634	328	38.4	
Males.....		593	638	526	728	793	852	813	833	854	809	774	633	328	38.4	
Females.....		1	1	1	1	1	1	1	1	1	1	1	1	1		

¹ Not computed owing to small number represented.

Concrete products.....	80	396	445	529	598	603	641	615	640	685	637	587	504	289	42.2
Males.....		396	445	528	597	602	640	614	640	685	637	587	504	289	42.2
Females.....				1	1	1	1	1							
Emery wheels and other abrasives, including sand and emery cloth.....	5	201	189	192	173	159	145	139	158	157	151	155	124	77	38.3
Males.....		200	188	191	172	158	144	138	157	156	150	154	123	77	38.5
Females.....		1	1	1	1	1	1	1	1	1	1	1	1		
Glass.....	44	9,253	8,202	7,004	7,159	6,921	6,957	5,525	5,491	5,862	7,551	8,060	8,443	3,762	40.7
Males.....		7,734	6,842	5,881	6,106	5,888	5,946	4,814	4,795	5,081	6,511	6,873	7,161	2,939	38.0
Females.....		1,519	1,360	1,123	1,053	1,033	1,011	696	781	1,040	1,187	1,282	823	54.2	
Glass cutting and ornamenting.....	16	288	286	291	262	258	249	242	245	244	239	222	215	76	26.1
Males.....		204	199	206	188	190	189	185	186	180	162	150	137	69	33.5
Females.....		84	87	85	74	68	60	57	59	64	77	72	78	30	(1)
Marble and stone work.....	71	587	538	589	597	519	552	562	676	684	639	684	640	165	24.1
Males.....		586	537	588	596	518	551	561	675	683	638	683	639	165	24.2
Females.....		1	1	1	1	1	1	1	1	1	1	1	1		
Mirrors.....	11	103	103	100	111	115	150	143	148	150	187	201	160	101	50.2
Males.....		95	96	94	103	107	140	131	135	136	173	192	151	98	51.0
Females.....		8	7	6	8	8	10	12	13	14	14	9	8		(1)
Pottery, terra-cotta and fire-clay products.....	188	17,561	17,647	17,784	16,893	17,260	17,430	16,008	16,426	17,068	18,752	18,067	18,135	2,744	14.6
Males.....		13,847	13,874	14,002	13,319	13,747	14,016	12,859	13,122	13,594	15,079	14,306	14,372	2,220	14.7
Females.....		3,714	3,773	3,782	3,574	3,513	3,414	3,149	3,304	3,474	3,673	3,761	3,763	633	16.7
Stone and clay, crushing and grinding.....	31	142	118	120	159	274	350	362	470	487	482	326	217	369	75.8
Males.....		142	118	120	159	274	350	362	470	487	482	326	217	369	75.8
Wall plaster, including hydrated lime.....	15	485	514	545	589	556	565	600	620	612	608	542	511	135	21.8
Males.....		485	514	545	589	556	565	600	620	612	608	542	511	135	21.8
Stone, clay and glass products, n. o. c.....	10	456	422	421	424	415	419	422	408	404	369	364	353	103	22.6
Males.....		454	420	419	422	414	418	421	407	403	368	363	352	102	22.5
Females.....		2	2	2	2	1	1	1	1	1	1	1	1	1	(1)
Textiles.....	680	28,421	31,498	32,844	33,791	34,077	34,695	34,545	35,306	35,709	36,640	36,351	36,168	8,219	22.4
Males.....		9,934	10,551	10,966	11,183	11,214	11,334	11,504	11,544	11,757	12,091	12,056	12,169	2,235	18.4
Females.....		18,487	20,947	21,878	22,603	22,863	23,361	23,041	23,762	23,952	24,549	24,295	23,999	6,062	24.7
Awnings, tents, and sails.....	33	681	732	855	1,116	1,398	1,364	1,250	1,105	1,046	1,082	1,188	1,279	717	51.3
Males.....		446	435	474	587	674	622	536	529	511	517	536	239	239	35.5
Females.....		235	297	381	529	724	690	628	569	517	571	671	743	508	68.4
Clothing, men's.....	175	7,644	8,942	9,658	10,016	10,079	10,297	10,260	10,918	11,356	11,674	11,887	11,503	4,243	35.7
Males.....		2,398	2,645	2,848	2,924	2,906	2,920	3,008	3,078	3,202	3,312	3,327	3,263	929	27.9
Females.....		5,246	6,297	6,810	7,092	7,173	7,377	7,252	7,840	8,154	8,362	8,560	8,240	3,314	38.7
Clothing, women's.....	131	5,496	6,418	6,614	6,575	6,202	6,437	6,645	6,675	6,104	5,628	5,176	5,113	1,562	23.4
Males.....		1,768	1,898	1,910	1,824	1,599	1,745	1,893	1,955	1,806	1,604	1,570	1,537	418	21.4
Females.....		3,728	4,520	4,704	4,751	4,603	4,692	4,752	4,720	4,298	3,935	3,606	3,576	1,176	24.7
Cordage, twine, jute, and linen goods.....	8	782	896	806	816	821	604	595	504	567	761	787	957	453	47.3
Males.....		663	726	663	674	662	468	448	383	425	584	606	769	386	50.2
Females.....		119	170	143	142	159	136	147	121	142	177	181	188	69	36.7
Custom tailoring, men's and women's.....	95	1,304	1,362	1,401	1,455	1,440	1,416	1,376	1,176	1,306	1,457	1,475	1,443	171	11.6
Males.....		485	524	555	565	558	547	523	466	485	544	550	548	99	17.5
Females.....		819	838	846	890	882	869	853	710	821	913	925	895	215	23.2
Flags, banners, and regalia.....	10	839	877	959	994	1,021	1,098	1,059	1,028	1,025	1,059	1,082	1,065	295	23.6
Males.....		358	359	369	389	402	409	404	405	391	403	408	404	51	12.5
Females.....		481	518	590	605	619	689	655	623	634	656	674	661	208	30.2

(1) Not computed owing to small number represented.

TABLE A.—Fluctuation in employment in industries other than mining and quarrying in Ohio, 1914 to 1929, by occupation group, industry, and sex—Continued

1921: WAGE EARNERS—Continued

Industry and sex	Number of establishments reporting	Number employed on the 15th of each month												Variation from maximum	
		January	February	March	April	May	June	July	August	September	October	November	December	Number	Per cent
Manufactures—Continued.															
Textiles—Continued.															
Furnishing goods, men's.....	18	265	294	292	296	325	356	346	372	365	379	387	363	122	31.5
Males.....		76	78	74	76	74	75	79	78	80	82	80	74	8	(1)
Females.....		189	216	218	220	251	281	267	294	285	297	307	289	118	38.4
Gloves, cloth.....	34	1,871	1,852	1,776	1,385	1,314	1,251	1,649	1,109	1,322	1,649	1,736	2,083	1,113	53.4
Males.....		236	221	216	205	191	185	155	163	192	211	227	253	98	38.7
Females.....		1,635	1,631	1,560	1,180	1,123	1,066	1,494	946	1,130	1,438	1,509	1,830	1,015	55.5
Hats and caps, other than felt, straw, or wool.....	21	259	398	398	393	378	365	412	441	450	423	445	388	191	42.4
Males.....		36	159	162	165	163	163	171	186	185	176	188	144	102	54.3
Females.....		173	234	236	228	215	222	241	255	265	247	257	244	92	34.7
Horse clothing.....	3	431	417	413	364	328	267	191	234	273	310	304	386	240	55.7
Males.....		206	207	202	165	161	128	109	119	134	150	182	193	98	47.3
Females.....		225	210	211	199	167	139	82	115	139	160	182	193	143	63.6
Hosiery and knit goods.....	34	2,924	3,091	3,240	3,873	3,933	4,171	4,100	4,176	4,182	4,404	4,239	3,994	1,480	33.6
Males.....		704	754	725	750	829	859	883	896	896	940	915	888	236	25.1
Females.....		2,220	2,337	2,515	2,823	3,104	3,285	3,217	3,280	3,286	3,464	3,321	3,106	1,244	35.9
Mattresses, pillows, and cotton felts.....	27	900	979	985	968	961	968	1,001	953	1,025	984	971	1,066	871	12.2
Males.....		546	560	590	566	596	620	599	584	612	653	664	646	118	17.8
Females.....		354	419	405	402	365	371	364	417	341	372	320	320	99	28.6
Millinery and lace goods.....	29	1,272	1,428	1,364	1,317	1,186	1,136	1,264	1,318	1,287	1,273	1,045	1,069	383	28.8
Males.....		319	346	337	340	307	300	321	322	318	323	281	295	65	18.8
Females.....		953	1,082	1,027	977	879	836	943	996	969	950	764	774	318	29.4
Oilcloth and linoleum.....	3	193	204	195	205	206	206	220	224	224	225	244	255	62	24.3
Males.....		173	185	178	187	188	189	202	206	206	209	225	235	62	26.4
Females.....		20	19	17	18	18	17	18	18	18	16	19	20	4	(1)
Shoddy.....	3	231	215	221	216	211	193	206	213	212	235	267	275	82	29.8
Males.....		156	151	157	156	169	145	158	164	165	172	198	207	62	30.0
Females.....		75	64	64	60	42	48	48	49	47	63	69	68	33	(1)
Silk and silk goods.....	3	166	213	248	317	357	437	429	490	506	450	439	605	439	72.6
Males.....		92	102	112	119	161	246	249	281	316	261	268	311	224	70.9
Females.....		74	111	136	198	196	191	180	209	190	189	171	294	220	74.8
Woolen, worsted, and wool-felt goods, including fur and felt hats.....	16	2,585	2,584	2,759	3,113	3,207	3,355	3,527	3,559	3,672	3,730	3,770	3,600	1,186	31.5
Males.....		930	906	1,067	1,164	1,188	1,237	1,305	1,326	1,352	1,378	1,415	1,431	525	36.7
Females.....		1,655	1,678	1,692	1,949	2,019	2,118	2,222	2,233	2,320	2,352	2,355	2,169	700	29.7

Textiles, n. o. c.	37	578	601	650	672	710	731	732	763	859	876	836	809	298	34.0
Males		292	295	327	332	386	397	375	396	463	459	432	435	171	36.9
Females		286	306	323	340	324	334	357	367	396	417	404	374	131	31.4
Tobacco manufactures	226	13,415	14,341	14,284	13,406	12,564	12,801	12,543	12,991	13,301	13,712	13,767	13,676	1,798	12.5
Males		3,455	3,653	3,869	3,499	3,323	3,319	3,292	3,275	3,407	3,611	3,547	3,554	594	15.4
Females		9,960	10,688	10,415	9,907	9,241	9,482	9,251	9,716	9,894	10,101	10,220	10,122	1,447	13.5
Chewing and smoking tobacco and snuff	6	1,528	1,553	1,561	1,449	1,390	1,390	1,353	1,412	1,436	1,459	1,460	1,506	208	13.3
Males		694	710	720	683	648	649	638	621	647	656	634	679	99	13.8
Females		834	843	841	766	742	741	715	791	789	803	830	827	128	15.2
Cigars and cigarettes	146	10,262	10,866	10,621	9,806	9,289	9,650	9,647	10,080	10,390	10,882	11,065	10,946	1,776	16.1
Males		2,120	2,151	2,236	2,041	1,976	2,068	2,080	2,075	2,124	2,311	2,303	2,277	335	14.5
Females		8,142	8,715	8,385	7,765	7,313	7,582	7,567	8,005	8,266	8,571	8,762	8,669	1,449	16.5
Tobacco rehandlers	74	1,625	1,922	2,102	2,151	1,825	1,761	1,543	1,499	1,475	1,371	1,238	1,224	927	43.1
Males		641	792	913	775	699	602	574	579	636	644	610	598	339	37.1
Females		984	1,130	1,189	1,376	1,186	1,159	969	920	839	727	626	626	750	54.5
Vehicles	363	28,874	30,861	33,117	35,401	34,804	35,201	33,573	28,811	29,063	30,926	31,152	31,515	6,590	18.6
Males		28,232	30,217	32,320	34,304	33,445	33,741	32,011	27,536	27,686	29,475	29,717	30,249	6,768	19.7
Females		642	644	797	1,097	1,359	1,460	1,562	1,275	1,377	1,451	1,435	1,266	920	58.9
Airplanes and parts	3	694	700	709	688	674	678	532	523	499	484	520	526	225	31.7
Males		674	681	689	665	653	657	521	512	488	478	514	520	211	30.6
Females		20	19	20	23	21	21	11	11	11	6	6	6	14	(1)
Automobiles and parts	215	19,878	20,735	23,074	26,836	28,048	28,105	27,320	23,415	23,179	24,820	24,591	24,532	8,227	29.3
Males		19,327	20,231	22,435	25,924	26,848	26,802	25,901	22,308	21,992	23,559	23,341	23,437	7,521	28.0
Females		551	504	639	912	1,200	1,308	1,419	1,107	1,187	1,261	1,250	1,095	915	64.5
Bicycles, motor cycles, and parts	7	474	465	420	447	468	498	480	449	554	685	673	543	265	38.7
Males		448	434	389	411	444	470	448	414	505	634	627	496	245	38.6
Females		26	31	31	36	24	28	32	35	49	51	46	47	27	(1)
Carriages and sleds, children's	3	120	684	870	983	915	913	926	1,093	1,064	1,119	1,110	1,045	999	89.3
Males		111	623	792	892	836	835	850	994	955	1,006	998	952	895	89.0
Females		9	61	78	91	79	78	76	99	109	113	112	93	104	92.0
Carriages, wagons, and materials	98	2,278	2,282	2,463	2,529	2,330	2,157	2,047	1,491	1,598	1,692	1,663	1,577	1,038	41.0
Males		2,248	2,259	2,440	2,499	2,300	2,132	2,027	1,472	1,581	1,676	1,646	1,556	1,027	41.1
Females		30	23	23	30	30	25	20	19	17	16	17	21	14	(1)
Cars, steam and street railroad, not including operations of railroad companies	17	3,027	3,221	3,005	2,313	1,759	1,768	1,413	1,193	1,391	1,573	1,965	2,320	2,028	63.0
Males		3,027	3,221	3,005	2,313	1,759	1,768	1,413	1,193	1,391	1,573	1,965	2,320	2,028	63.0
Ship and boat building	18	2,337	2,701	2,510	1,566	543	1,021	824	619	748	530	578	928	2,171	80.4
Males		2,332	2,696	2,505	1,561	539	1,017	820	615	744	526	574	924	2,170	80.5
Females		5	5	5	5	4	4	4	4	4	4	4	4	1	(1)
Vehicles, n. o. c.	2	66	73	66	39	67	61	31	28	30	23	52	44	50	(1)
Males		65	72	65	39	66	60	31	28	30	23	52	44	49	(1)
Females		1	1	1	1	1	1	1	1	1	1	1	1	1	(1)
Miscellaneous manufactures	686	32,433	31,260	32,206	33,462	33,262	32,535	31,071	31,145	31,149	30,914	30,555	30,694	2,907	8.7
Males		26,980	26,325	26,818	27,988	27,630	27,154	25,876	25,801	25,767	25,245	24,728	24,949	3,290	11.6
Females		5,453	5,295	5,388	5,474	5,632	5,381	5,195	5,344	5,382	5,669	5,827	5,745	632	10.8
Agricultural implements	38	4,088	3,982	4,146	4,094	3,488	2,888	2,002	1,693	1,684	1,579	1,529	1,720	2,617	63.1
Males		4,083	3,938	4,105	4,061	3,467	2,879	1,995	1,691	1,683	1,576	1,529	1,712	2,581	62.9
Females		53	44	41	33	21	9	7	2	1	3	5	8	52	(1)

¹ Not computed owing to small number represented.

TABLE A.—Fluctuation in employment in industries other than mining and quarrying in Ohio, 1914 to 1929, by occupation group, industry, and sex—Continued

1921: WAGE EARNERS—Continued

Industry and sex	Number of establishments reporting	Number employed on the 15th of each month												Variation from maximum	
		January	February	March	April	May	June	July	August	September	October	November	December	Number	Per cent
Manufactures—Continued.															
Miscellaneous manufactures—Continued.															
Belting and hose, woven and rubber.....	5	990	973	979	1,036	923	901	866	862	823	808	895	975	228	22.0
Males.....		701	699	679	719	680	680	666	670	631	611	678	717	108	15.0
Females.....		289	274	300	317	243	221	200	192	192	197	217	258	125	39.4
Brooms and mops.....	27	197	219	240	262	262	229	214	228	248	269	270	264	73	27.0
Males.....		170	190	204	222	221	195	186	198	212	234	231	226	64	27.4
Females.....		27	29	36	40	41	34	28	30	36	35	39	38	14	(1)
Brushes.....	10	413	399	395	377	363	369	313	342	353	343	389	421	108	25.7
Males.....		285	278	291	276	289	292	265	283	287	286	322	347	82	23.6
Females.....		128	121	104	101	74	77	48	59	66	57	67	74	80	62.5
Coke.....	6	1,115	836	702	640	659	641	654	570	589	599	610	673	545	48.9
Males.....		1,115	836	702	640	659	641	654	570	589	599	610	673	545	48.9
Dairymen's, poulterers', and apiarists' supplies.....	4	409	437	426	351	271	282	293	296	305	312	307	306	166	38.0
Males.....		365	390	391	318	239	251	264	261	269	275	267	271	152	38.9
Females.....		44	47	35	33	32	31	39	35	36	37	40	34	16	(1)
Dentists' supplies.....	9	367	361	360	363	364	355	377	373	360	350	346	342	35	9.3
Males.....		197	193	194	191	193	190	215	219	210	207	205	202	29	13.2
Females.....		170	168	166	172	171	165	162	154	150	143	141	140	32	18.6
Electrical machinery, apparatus, and supplies.....	136	12,142	11,755	11,777	12,310	12,300	11,618	11,462	11,802	11,998	11,954	11,708	12,132	848	6.9
Males.....		10,463	10,095	10,028	10,525	10,349	9,726	9,600	9,855	10,025	9,926	9,749	10,094	925	8.8
Females.....		1,679	1,660	1,749	1,785	1,951	1,892	1,862	1,947	1,973	2,028	1,959	2,038	378	18.5
Enameling and japanning.....	10	189	238	257	272	283	259	227	237	292	331	385	364	196	50.9
Males.....		141	159	180	196	203	192	174	179	217	238	280	270	139	49.7
Females.....		48	79	77	76	80	67	53	58	75	93	105	94	57	(1)
Fancy articles.....	4	310	266	221	199	183	184	152	173	189	275	356	258	204	57.3
Males.....		212	185	160	144	140	140	116	136	140	173	200	165	96	45.3
Females.....		98	81	61	55	43	44	36	37	49	102	156	93	120	76.9
Fire extinguishers, chemical.....	5	343	344	352	346	343	328	319	305	305	308	307	305	47	13.4
Males.....		336	337	343	339	336	325	313	304	299	299	296	293	50	14.6
Females.....		12	7	9	7	7	3	6	1	6	9	11	12	11	(1)
Ice, manufactured.....	102	1,413	1,416	1,641	2,087	2,385	3,419	3,820	3,520	3,271	2,313	1,760	1,566	2,407	63.0
Males.....		1,408	1,411	1,636	2,082	2,380	3,411	3,813	3,514	3,266	2,313	1,755	1,561	2,405	63.1
Females.....		5	5	5	5	5	8	7	6	5	5	5	5	3	(1)

PART 2.—GENERAL TABLE

Instruments, professional and scientific.....	15	291	282	265	252	255	254	238	237	232	253	280	271	59	20.3
Males.....		227	221	206	199	203	199	198	193	189	198	209	202	38	16.7
Females.....		64	61	59	53	52	55	40	44	43	55	71	69	31	(1)
Models and patterns, other than paper.....	73	570	522	524	566	588	539	517	523	508	518	522	566	80	13.6
Males.....		566	519	521	563	578	534	514	521	506	517	520	564	72	12.5
Females.....		4	3	3	3	10	5	3	2	2	1	2	2	9	(1)
Musical instruments and materials, other than pianos and organs.....	15	361	431	628	762	951	833	780	553	644	847	991	1,057	696	65.8
Males.....		343	410	564	655	815	741	662	473	542	713	825	879	536	61.0
Females.....		18	21	64	107	136	142	118	80	102	134	166	178	160	90.0
Optical goods.....	32	308	297	333	333	293	291	305	307	299	301	305	296	42	12.6
Males.....		274	266	297	295	268	261	276	275	265	265	263	263	36	12.1
Females.....		34	31	36	38	25	30	29	32	34	36	37	33	13	(1)
Pens, fountain, stylographic, and gold.....	3	308	323	304	281	300	294	319	393	247	421	400	282	140	33.3
Males.....		180	176	174	168	174	172	176	191	122	201	187	164	79	39.3
Females.....		128	152	130	113	126	122	143	202	125	220	213	118	107	48.6
Photographic apparatus and materials.....	13	948	913	1,009	1,047	1,012	940	830	928	999	1,050	1,193	1,084	363	30.4
Males.....		794	780	850	872	822	787	674	763	820	857	923	801	254	27.4
Females.....		154	133	159	175	190	153	156	165	179	193	265	283	150	53.0
Pianos, organs, and materials.....	10	275	386	519	515	537	494	407	508	524	603	621	538	346	55.7
Males.....		262	371	507	506	528	496	400	498	513	591	609	526	347	57.0
Females.....		13	15	12	9	9	8	7	10	11	12	12	12	8	(1)
Roofing materials.....	5	789	770	819	817	824	807	749	796	808	823	802	803	75	9.1
Males.....		775	755	803	801	805	789	735	780	792	806	788	788	71	8.8
Females.....		14	15	16	16	19	18	14	16	16	17	14	15	5	(1)
Signs and advertising novelties.....	41	1,408	1,267	1,338	1,318	1,340	1,339	1,357	1,356	1,362	1,347	1,403	1,428	161	11.3
Males.....		885	834	855	854	869	866	878	876	887	879	902	920	86	9.3
Females.....		523	433	483	464	471	473	479	480	475	468	501	508	90	17.2
Sporting and athletic goods.....	8	973	952	968	1,055	1,063	1,094	1,060	1,004	989	1,021	1,054	1,079	142	13.0
Males.....		619	603	605	677	676	712	667	649	656	679	693	694	109	15.3
Females.....		354	349	363	378	387	382	393	355	333	342	361	385	60	15.3
Toys and games.....	26	1,807	1,841	1,853	1,823	1,815	1,743	1,706	1,751	1,706	1,703	1,572	1,445	408	22.0
Males.....		877	912	981	914	928	891	913	879	906	826	765	765	166	17.8
Females.....		930	929	922	909	887	827	815	838	827	797	746	680	250	26.9
Washing machines and clothes wringers.....	15	165	344	345	355	368	386	356	362	352	398	409	424	259	61.1
Males.....		165	344	345	355	368	386	356	362	352	398	409	422	257	60.9
Females.....													2		
Miscellaneous manufactures, n. o. c.....	74	2,249	2,061	1,805	2,001	2,092	1,998	1,748	2,026	2,112	2,183	2,141	2,096	501	22.3
Males.....		1,585	1,423	1,247	1,416	1,440	1,383	1,198	1,427	1,466	1,498	1,447	1,430	387	24.4
Females.....		664	638	558	585	652	615	550	599	646	685	694	666	144	20.7
Service.....	2,823	45,334	45,270	45,887	47,295	47,164	47,793	47,130	46,113	46,142	45,765	45,384	44,674	3,119	6.5
Males.....		26,467	26,435	26,312	28,149	28,060	28,455	28,086	27,563	27,538	27,170	26,904	26,315	2,140	7.5
Females.....		18,867	18,835	19,075	19,146	19,104	19,338	19,044	18,550	18,604	18,595	18,480	18,359	979	5.1
Advertising.....	42	452	444	480	478	501	492	440	409	425	444	431	410	92	13.4
Males.....		449	441	477	475	498	489	437	406	422	441	429	409	92	13.5
Females.....		3	3	3	3	3	3	3	3	3	3	2	1	2	(1)
Banks.....	334	835	834	839	859	881	863	849	844	836	843	837	838	47	5.3
Males.....		545	551	559	569	579	572	570	564	557	568	568	563	34	5.9
Females.....		290	283	284	290	302	291	279	280	279	275	269	275	33	10.9

¹ Not computed owing to small number represented.

TABLE A.—Fluctuation in employment in industries other than mining and quarrying in Ohio, 1914 to 1929, by occupation group, industry, and sex—Continued

1921: WAGE EARNERS—Continued

Industry and sex	Number of establishments reporting	Number employed on the 15th of each month												Variation from maximum	
		January	February	March	April	May	June	July	August	September	October	November	December	Number	Per cent
		Service—Continued.													
Barbers and hairdressers.....	27	239	239	238	230	231	228	225	223	226	233	221	221	18	7.5
Males.....		190	189	187	184	186	184	183	181	181	188	186	176	14	7.4
Females.....		49	50	51	46	45	44	42	42	45	45	45	45	9	(¹)
Bowling alleys and parks.....	66	579	579	567	1,015	1,140	1,479	1,491	1,403	1,064	605	551	530	961	64.5
Males.....		541	539	529	925	996	1,220	1,223	1,143	935	590	521	500	723	59.1
Females.....		38	40	38	90	144	259	268	260	129	25	30	30	243	90.7
Garages.....	674	5,811	5,712	5,860	6,102	6,101	6,382	6,355	6,282	6,084	5,746	5,631	5,468	914	14.3
Males.....		5,763	5,676	5,822	6,067	6,066	6,346	6,316	6,243	5,996	5,710	5,591	5,437	909	14.3
Females.....		48	36	38	35	35	36	39	39	38	36	40	31	17	(¹)
Hospitals.....	85	3,552	3,548	3,667	3,664	3,695	3,743	3,872	3,850	3,838	3,832	3,784	3,813	324	8.4
Males.....		923	941	957	997	1,000	991	1,019	1,028	1,037	1,010	996	1,003	114	11.0
Females.....		2,629	2,607	2,710	2,667	2,695	2,752	2,853	2,822	2,801	2,822	2,788	2,810	246	8.6
Hotels.....	318	10,100	10,180	10,240	10,537	10,531	11,258	11,881	11,203	10,343	10,171	9,959	9,741	1,640	14.4
Males.....		5,764	5,799	5,825	6,105	6,044	6,502	6,577	6,506	6,026	5,938	5,772	5,623	954	14.5
Females.....		4,336	4,381	4,415	4,432	4,487	4,756	4,804	4,697	4,317	4,233	4,187	4,118	686	14.3
Laundries and dry cleaners.....	291	7,461	7,413	7,555	7,545	7,507	7,390	7,343	7,051	7,142	7,199	7,130	6,964	591	7.8
Males.....		2,750	2,780	2,890	2,930	2,943	2,864	2,833	2,761	2,805	2,871	2,860	2,741	189	6.5
Females.....		4,711	4,633	4,665	4,615	4,564	4,526	4,510	4,290	4,337	4,328	4,270	4,223	488	10.4
Office buildings.....	235	3,247	3,317	3,399	3,490	3,439	3,372	3,338	3,318	3,322	3,335	3,386	3,424	243	7.0
Males.....		1,889	1,929	1,969	2,031	1,999	1,961	1,984	1,927	1,951	1,975	2,030	2,090	201	9.6
Females.....		1,358	1,388	1,430	1,459	1,440	1,411	1,404	1,391	1,371	1,360	1,356	1,334	125	8.6
Restaurants.....	365	6,255	6,124	6,174	6,220	6,375	6,433	6,244	6,324	6,324	6,387	6,343	6,265	408	6.2
Males.....		2,990	2,922	2,934	2,962	3,061	3,079	2,994	3,014	3,120	3,039	3,013	2,959	198	6.3
Females.....		3,265	3,202	3,240	3,258	3,314	3,354	3,250	3,310	3,412	3,348	3,330	3,306	210	6.2
Schools and colleges.....	70	2,636	2,615	2,631	2,677	2,602	2,457	2,115	1,795	2,393	2,785	2,794	2,801	1,006	35.9
Males.....		1,539	1,516	1,537	1,554	1,531	1,431	1,327	1,156	1,475	1,662	1,670	1,659	514	30.8
Females.....		1,097	1,099	1,094	1,123	1,071	1,026	788	639	918	1,123	1,124	1,142	506	44.0
Theaters.....	171	3,153	3,256	3,209	3,309	2,919	2,429	2,212	2,177	2,842	3,049	3,157	3,127	1,132	34.2
Males.....		2,233	2,264	2,227	2,310	2,043	1,679	1,534	1,519	1,969	2,170	2,233	2,218	791	34.2
Females.....		920	992	982	999	876	750	678	658	873	879	924	909	341	34.1
Undertakers.....	40	201	202	208	211	208	204	203	200	192	193	204	207	19	9.0
Males.....		189	190	194	196	195	191	190	188	181	182	193	196	15	7.7
Females.....		12	12	14	15	13	13	13	12	11	11	11	11	4	(¹)
Service, n. o. c.....	105	813	807	830	958	1,034	1,063	1,062	1,084	989	943	946	865	256	24.1
Males.....		702	698	719	844	919	946	949	927	883	836	842	741	251	26.4
Females.....		111	109	111	114	115	117	113	107	106	107	104	124	20	16.1

Trade, retail and wholesale	5,638	45,193	44,521	44,741	45,375	45,009	45,789	44,684	44,370	44,942	46,169	46,443	46,192	2,073	4.5
Males.....		36,433	35,897	35,839	36,368	36,346	37,142	36,432	36,348	36,644	37,404	37,489	36,627	1,650	4.4
Females.....		8,760	8,624	8,902	9,007	8,663	8,647	8,252	8,022	8,298	8,765	8,954	9,565	1,543	16.1
Offices	676	2,278	2,275	2,300	2,314	2,323	2,340	2,362	2,368	2,428	2,432	2,540	2,517	274	10.7
Males.....		2,131	2,123	2,145	2,160	2,176	2,211	2,227	2,246	2,283	2,287	2,404	2,386	281	11.7
Females.....		147	152	155	154	147	135	135	122	145	145	145	131	93	21.3
Retail delivery, milk, ice, and water	62	1,004	1,029	1,013	1,010	1,065	1,209	1,250	1,211	1,198	1,067	1,014	994	256	20.5
Males.....		988	1,014	999	996	1,050	1,194	1,235	1,197	1,184	1,053	1,002	982	253	20.5
Females.....		16	15	14	14	15	15	15	14	14	14	12	12	4	(1)
Stores, retail and wholesale	4,218	36,306	35,797	36,101	36,582	36,205	36,662	35,649	35,244	35,665	36,605	36,997	37,026	1,782	4.8
Males.....		27,917	27,582	27,617	28,023	27,971	28,374	27,755	27,582	27,774	28,308	28,495	27,947	913	3.2
Females.....		8,389	8,215	8,484	8,559	8,234	8,288	7,894	7,662	7,891	8,297	8,502	9,079	1,417	15.6
Yards, lumber, coal, and scrap	682	5,605	5,420	5,327	5,469	5,416	5,572	5,414	5,547	5,651	6,056	5,883	5,655	729	12.0
Males.....		5,397	5,178	5,078	5,189	5,149	5,363	5,205	5,323	5,403	5,756	5,588	5,312	678	11.8
Females.....		208	242	249	280	267	209	209	224	248	300	295	343	135	39.4
Transportation and public utilities	1,048	51,082	49,881	50,042	51,718.	51,265	52,858	52,914	52,612	52,138	51,193	50,983	49,725	3,189	6.0
Males.....		39,814	38,755	38,977	40,729	40,284	41,853	41,898	41,666	41,335	40,399	40,303	39,067	3,143	7.5
Females.....		11,268	11,126	11,065	10,989	10,981	11,005	11,016	10,946	10,803	10,794	10,680	10,658	610	5.4
Drayage and storage	327	3,122	3,017	3,070	3,104	3,106	3,153	3,110	3,041	3,196	3,177	3,176	3,152	160	5.0
Males.....		3,080	2,988	3,044	3,079	3,079	3,122	3,072	3,011	3,167	3,147	3,146	3,123	179	5.7
Females.....		42	29	26	25	27	31	38	30	30	30	30	29	17	(1)
Electric light and power	113	5,264	5,174	5,150	5,174	5,016	5,249	5,253	5,267	5,149	4,984	5,002	5,035	283	5.4
Males.....		5,245	5,155	5,131	5,155	4,998	5,225	5,231	5,246	5,134	4,969	4,967	5,019	277	5.3
Females.....		19	19	19	19	18	24	22	21	15	15	15	16	9	(1)
Electric railroads	61	17,503	17,364	17,624	18,724	17,930	18,341	18,457	18,309	17,825	17,305	17,021	16,749	1,975	10.5
Males.....		17,340	17,205	17,466	18,566	17,770	18,175	18,288	18,146	17,669	17,150	16,862	16,591	1,975	10.6
Females.....		163	159	158	158	160	166	169	163	156	155	159	158	14	8.3
Natural gas	74	3,510	3,026	3,093	3,466	3,753	4,310	4,120	4,021	4,177	3,912	4,294	3,944	1,284	29.8
Males.....		3,470	2,988	3,049	3,420	3,717	4,277	4,079	3,984	4,145	3,878	4,261	3,908	1,289	30.1
Females.....		40	38	44	46	36	33	41	37	32	34	33	36	14	(1)
Pipe lines (petroleum)	7	1,313	1,343	1,460	1,536	1,669	1,761	1,923	2,079	1,862	1,886	1,691	1,573	766	36.8
Males.....		1,313	1,343	1,460	1,535	1,669	1,761	1,923	2,079	1,862	1,886	1,691	1,573	766	36.8
Females.....					1										
Stockyards	14	218	209	198	200	211	224	218	216	227	228	230	214	32	13.9
Males.....		218	209	198	200	211	224	218	216	227	228	230	214	32	13.9
Taxicab service	22	381	388	381	406	407	410	431	437	435	403	423	391	56	12.8
Males.....		381	388	381	406	407	407	428	434	432	400	423	391	53	12.2
Females.....							3	3	3	3	3	3	3	3	(1)
Telegraph and telephone, including messenger service	365	17,875	17,561	17,447	17,525	17,600	17,669	17,675	17,549	17,452	17,464	17,288	17,213	662	3.7
Males.....		6,874	6,683	6,632	6,788	6,862	6,934	6,858	6,822	6,708	6,608	6,846	6,795	622	4.4
Females.....		11,001	10,878	10,815	10,737	10,738	10,746	10,741	10,691	10,667	10,556	10,442	10,418	583	5.3
Transportation by water, including stevedoring	30	1,499	1,451	1,253	1,190	1,199	1,347	1,409	1,372	1,488	1,489	1,520	1,129	391	25.7
Males.....		1,497	1,449	1,251	1,188	1,198	1,346	1,408	1,371	1,488	1,488	1,519	1,128	391	25.7
Females.....		2	2	2	2	1	1	1	1	1	1	1	1	1	(1)
Transportation and public utilities, n. o. c.	35	397	353	366	393	374	394	318	321	327	345	338	325	79	19.9
Males.....		396	352	365	392	373	393	317	321	327	345	338	325	79	20.0
Females.....		1	1	1	1	1	1	1	1	1	1	1	1		

¹ Not computed owing to small number represented.

TABLE A.—Fluctuation in employment in industries other than mining and quarrying in Ohio, 1914 to 1929, by occupation group, industry, and sex—Continued

1921: BOOKKEEPERS, STENOGRAPHERS, AND OFFICE CLERKS

Industry and sex	Number of establishments reporting	Number employed on the 15th of each month												Variation from maximum	
		January	February	March	April	May	June	July	August	September	October	November	December	Number	Per cent
• ALL INDUSTRIES	23, 562	116, 749	114, 827	113, 728	112, 468	111, 706	110, 431	109, 146	108, 414	107, 555	106, 849	106, 994	107, 409	9, 900	8. 5
Males.....		59, 388	58, 340	57, 621	56, 732	56, 328	55, 624	54, 965	54, 722	54, 241	53, 877	53, 925	53, 871	5, 517	9. 3
Females.....		57, 361	56, 487	56, 107	55, 736	55, 378	54, 807	54, 181	53, 692	53, 314	52, 972	53, 069	53, 538	4, 389	7. 7
Agriculture	504	179	217	231	259	229	204	190	186	176	180	184	188	83	32. 0
Males.....		50	53	57	57	57	59	59	57	49	51	54	57	10	(¹)
Females.....		129	164	174	202	172	145	131	129	127	129	130	131	75	37. 1
Florists, fruit growers, and nurserymen.....	164	154	191	202	230	199	173	158	155	147	152	155	158	83	36. 1
Males.....		37	39	41	42	42	42	43	42	36	39	41	44	8	(¹)
Females.....		117	152	161	188	157	131	115	113	111	113	114	114	77	41. 0
Agriculture, n. o. c.....	340	25	26	29	29	30	31	32	31	29	28	29	30	7	(¹)
Males.....		13	14	16	15	15	17	16	15	13	13	13	13	5	(¹)
Females.....		12	12	13	14	15	14	16	16	16	16	16	17	5	(¹)
Construction	4, 890	3, 127	3, 073	3, 071	3, 030	2, 993	2, 977	2, 958	2, 935	2, 892	2, 863	2, 868	2, 872	264	8. 4
Males.....		1, 876	1, 835	1, 817	1, 781	1, 752	1, 738	1, 732	1, 724	1, 686	1, 658	1, 661	1, 664	218	11. 6
Females.....		1, 251	1, 238	1, 254	1, 249	1, 241	1, 239	1, 226	1, 211	1, 206	1, 205	1, 207	1, 208	49	3. 9
Brick, stone, and cement work.....	480	116	115	113	113	111	111	111	108	111	113	111	113	8	6. 9
Males.....		66	65	63	62	62	63	64	61	64	64	62	64	5	(¹)
Females.....		50	50	50	51	49	48	47	47	47	49	49	49	4	(¹)
Electrical contracting.....	202	391	392	392	372	365	363	349	341	336	337	345	348	56	14. 3
Males.....		162	169	167	160	156	156	146	146	144	140	148	150	29	17. 2
Females.....		229	223	225	212	209	207	203	195	192	197	197	198	37	16. 2
Erecting or installing machinery.....	86	104	107	105	106	102	102	101	101	101	101	101	102	6	6. 6
Males.....		74	76	74	74	72	72	70	71	71	71	71	73	6	(¹)
Females.....		30	31	31	32	30	30	31	30	30	30	30	29	2	(¹)
General contracting.....	1, 731	1, 199	1, 162	1, 148	1, 114	1, 083	1, 066	1, 061	1, 058	1, 019	999	991	1, 014	208	17. 3
Males.....		816	776	759	730	704	682	684	684	641	628	619	637	197	24. 1
Females.....		383	386	389	384	379	384	377	374	378	371	372	377	18	4. 6
Oil, gas, and water, drilling or producing.....	485	202	201	201	199	199	201	193	192	191	197	204	203	13	6. 4
Males.....		146	145	145	142	140	141	136	137	137	142	147	147	11	7. 5
Females.....		56	56	56	57	59	60	57	55	54	55	57	56	6	(¹)
Plumbing and steam fitting.....	373	386	377	381	385	384	384	387	387	384	388	386	387	11	2. 8
Males.....		173	175	170	171	170	173	173	172	173	175	173	175	5	2. 9
Females.....		213	202	211	214	214	211	214	215	211	213	213	212	13	6. 0

Sheet-metal work and roofing.....	294	294	227	233	232	231	230	226	224	223	220	225	223	14	6.0
Males.....		119	115	120	118	119	118	114	115	116	113	117	114	7	5.8
Females.....		115	112	113	114	112	112	112	109	107	107	108	109	8	7.0
Street, road, and sewer contracting.....	663	283	275	278	287	293	295	304	299	301	283	276	257	47	15.5
Males.....		224	215	218	221	224	228	237	231	230	216	212	196	41	17.3
Females.....		59	60	60	66	69	67	67	68	71	67	64	61	12	(1)
Construction, n. o. c.....	576	212	217	220	222	225	225	226	226	226	225	229	225	17	7.4
Males.....		96	99	101	103	105	105	108	107	110	109	111	108	15	13.5
Females.....		116	118	119	119	120	120	118	118	116	116	118	117	4	3.3
Fisheries.....	27	48	47	48	49	50	48	45	44	44	44	43	41	9	(1)
Males.....		27	26	26	27	27	26	25	23	23	23	22	21	6	(1)
Females.....		21	21	22	22	23	22	20	21	21	21	21	20	3	(1)
Manufactures.....	8,632	62,858	61,417	60,504	59,477	58,782	57,674	56,584	56,310	55,731	55,381	55,445	55,417	7,477	11.9
Males.....		35,899	34,986	34,886	33,553	33,200	32,418	31,780	31,592	31,300	31,129	31,196	31,121	4,778	13.3
Females.....		26,959	26,431	26,118	25,924	25,582	25,256	24,804	24,718	24,431	24,252	24,249	24,296	2,710	10.1
Chemicals and allied products.....	360	3,945	3,877	3,875	3,821	3,798	3,765	3,685	3,680	3,671	3,680	3,658	3,628	287	7.3
Males.....		1,902	1,881	1,849	1,820	1,812	1,784	1,767	1,757	1,736	1,740	1,731	1,721	181	9.5
Females.....		2,043	1,996	2,026	2,001	1,986	1,981	1,918	1,923	1,935	1,940	1,927	1,937	125	6.1
Chemicals, acids, and wood distillation.....	55	566	567	556	554	550	545	545	545	545	547	548	545	25	4.4
Males.....		331	333	327	329	327	325	326	324	328	329	331	329	9	2.7
Females.....		235	234	229	225	223	220	219	218	217	218	217	216	19	8.1
Fertilizers, tankage.....	27	105	107	104	104	102	97	96	97	94	94	93	93	14	13.1
Males.....		76	76	76	76	74	70	69	66	66	66	66	66	10	(1)
Females.....		29	31	28	28	28	27	26	28	28	27	27	27	5	(1)
Oil, linseed, lubricating, and cottonseed, and oil cake.....	17	127	128	130	128	129	126	118	119	118	114	114	115	16	12.3
Males.....		52	50	49	50	50	49	45	45	42	41	41	42	11	(1)
Females.....		75	78	81	78	79	77	73	74	76	73	73	73	8	(1)
Paint and varnish.....	82	1,317	1,242	1,274	1,225	1,220	1,204	1,158	1,160	1,145	1,139	1,109	1,098	219	16.6
Males.....		619	602	584	552	548	544	529	533	525	521	514	511	108	17.4
Females.....		698	640	690	673	672	660	629	627	620	618	595	587	111	15.9
Patent medicines and drug compounds.....	54	441	459	454	451	434	447	433	418	439	442	451	462	44	9.5
Males.....		104	108	106	110	106	100	98	98	100	104	104	108	12	10.9
Females.....		337	351	348	341	328	347	335	320	339	338	347	354	34	9.6
Petroleum refining.....	27	310	309	283	291	294	303	305	304	303	302	298	292	27	8.7
Males.....		214	215	211	205	208	213	212	211	207	205	202	195	20	9.3
Females.....		96	94	72	86	86	90	93	93	96	97	96	97	25	(1)
Soap, candles, grease, and tallow.....	44	790	778	780	782	787	760	770	765	757	766	770	773	33	4.2
Males.....		363	357	359	364	365	349	363	353	349	353	355	351	16	4.4
Females.....		427	421	421	418	422	411	407	412	408	413	415	422	20	4.7
Chemicals and allied products, n. o. c.....	54	284	285	287	279	275	276	263	268	263	269	268	272	34	11.8
Males.....		128	125	120	117	117	108	108	108	103	104	102	104	26	20.3
Females.....		156	160	167	162	158	159	145	160	160	165	166	169	24	14.2
Food and kindred products.....	1,426	3,382	3,371	3,334	3,356	3,371	3,444	3,433	3,461	3,418	3,385	3,371	3,351	127	3.7
Males.....		1,424	1,418	1,396	1,400	1,406	1,431	1,417	1,440	1,440	1,431	1,430	1,416	44	3.1
Females.....		1,958	1,953	1,938	1,956	1,965	2,013	2,016	2,021	1,978	1,954	1,941	1,935	86	4.3
Bakery products.....	371	458	453	451	450	449	453	450	450	450	450	450	450	17	3.7
Males.....		147	141	136	137	138	141	139	141	136	136	135	132	15	10.2
Females.....		311	312	315	313	311	312	311	318	314	314	315	310	8	2.5

1 Not computed owing to small number represented.

TABLE A.—Fluctuation in employment in industries other than mining and quarrying in Ohio, 1914 to 1929, by occupation group, industry, and sex—Continued

1921: BOOKKEEPERS, STENOGRAPHERS, AND OFFICE CLERKS—Continued

Industry and sex	Number of establishments reporting	Number employed on the 15th of each month												Variation from maximum	
		January	February	March	April	May	June	July	August	September	October	November	December	Number	Per cent
		Manufactures—Continued.													
Food and kindred products—Continued.															
Coffee, spices, and peanuts, roasting and grinding.....	30	213	216	213	216	220	214	216	215	210	214	217	221	11	5.0
Males.....		79	82	81	81	80	81	80	82	79	80	84	83	5	(1)
Females.....		134	134	132	135	140	133	136	133	131	134	133	138	9	6.4
Confectionery.....	133	542	551	533	529	527	517	516	519	529	534	520	519	35	6.4
Males.....		213	215	210	211	212	207	206	208	215	217	206	207	11	5.1
Females.....		329	336	323	318	315	310	310	311	314	317	314	312	26	7.7
Dairy products and ice cream.....	214	648	654	670	705	728	796	806	800	751	723	717	725	158	19.6
Males.....		198	203	208	212	220	231	236	238	235	233	236	247	49	19.8
Females.....		450	451	462	493	508	565	570	562	516	490	481	478	120	21.1
Flour-mill and grist-mill products.....	419	561	553	541	541	544	549	543	551	553	543	546	538	23	4.5
Males.....		266	262	256	260	262	267	265	267	266	261	263	255	12	4.5
Females.....		295	291	285	281	282	282	278	284	287	282	283	283	17	5.8
Food preparations.....	23	114	107	105	102	96	100	96	92	97	94	98	105	22	19.3
Males.....		54	49	49	47	46	46	41	40	43	42	40	45	14	(1)
Females.....		60	58	56	55	50	54	55	52	54	52	58	60	10	(1)
Slaughtering and meat packing.....	124	588	584	569	564	556	552	558	565	563	563	557	552	36	6.1
Males.....		366	367	357	355	350	352	355	364	361	360	363	351	17	4.6
Females.....		222	217	212	209	206	200	203	204	204	203	204	201	22	9.9
Food and kindred products, n. o. c.....	112	258	253	252	249	251	263	248	257	263	264	261	249	16	6.1
Males.....		101	99	96	97	98	106	95	105	102	103	98	111	10	10.4
Females.....		157	154	156	152	153	157	153	157	158	152	158	158	10	6.3
Iron and steel and their products.....	1,667	21,451	20,803	20,159	19,170	18,705	18,272	17,669	17,599	17,462	17,334	17,330	17,364	4,121	19.2
Males.....		14,330	13,973	13,544	12,823	12,549	12,243	11,847	11,858	11,780	11,699	11,678	11,709	2,702	18.8
Females.....		7,071	6,830	6,615	6,347	6,156	6,024	5,822	5,741	5,682	5,635	5,652	5,655	1,436	20.3
Blast-furnace products.....	34	313	351	327	318	323	311	301	262	253	254	258	255	100	28.3
Males.....		30	30	36	36	36	36	34	30	29	27	30	28	12	(1)
Females.....		313	321	291	282	287	275	267	232	224	227	228	227	90	28.7
Boilers and tanks.....	36	242	243	231	206	198	198	196	198	191	185	182	170	73	30.0
Males.....		193	189	177	157	151	152	151	155	151	144	141	129	60	31.7
Females.....		54	54	54	49	47	46	45	41	40	41	41	41	14	(1)
Bolts, nuts, washers, and rivets.....	35	355	324	315	300	290	280	278	276	276	274	267	267	88	24.8
Males.....		209	188	186	180	176	172	166	165	163	163	161	159	50	23.9
Females.....		146	136	129	120	114	108	114	113	113	113	113	108	38	26.0

Calculating machines.....	9	913	902	893	872	868	883	927	908	853	834	827	820	107	11.5
Males.....		477	471	462	446	449	445	448	442	450	446	440	439	38	8.0
Females.....		436	431	431	426	419	438	470	466	408	388	387	381	98	20.5
Cutlery and tools.....	76	336	335	325	318	315	302	283	272	264	267	267	269	72	21.4
Males.....		136	139	136	133	132	127	118	114	111	110	110	110	29	20.9
Females.....		200	196	189	185	183	175	165	158	153	157	157	159	47	23.5
Doors and shutters, iron and steel.....	7	104	101	100	98	98	95	89	90	93	92	91	91	15	14.4
Males.....		62	59	59	58	58	59	54	55	55	55	55	55	8	(1)
Females.....		42	42	41	40	40	36	35	35	38	37	36	36	7	(1)
Forgings.....	34	343	337	335	324	319	314	306	308	326	301	300	300	43	12.5
Males.....		227	223	222	215	212	211	207	207	205	201	200	199	28	12.3
Females.....		116	114	113	109	107	103	99	101	121	100	100	101	22	18.2
Foundry and machine-shop products.....	1,127	11,208	10,876	10,499	9,902	9,658	9,345	9,043	9,100	9,057	8,962	8,947	8,936	2,272	20.3
Males.....		7,445	7,262	7,042	6,564	6,412	6,172	6,001	6,076	6,038	5,960	5,925	5,927	1,520	20.4
Females.....		3,763	3,614	3,457	3,338	3,246	3,173	3,042	3,024	3,019	3,002	3,022	3,009	761	20.2
Gas engines and tractors.....	25	413	409	408	324	307	303	292	289	284	266	237	242	178	42.6
Males.....		271	262	256	199	195	197	193	186	184	172	152	155	119	43.9
Females.....		142	147	147	125	112	106	99	103	100	94	85	87	62	42.2
Pumps and windmills.....	28	314	314	307	299	300	295	280	276	273	270	272	270	44	14.0
Males.....		199	197	192	191	192	194	184	181	179	178	181	180	21	10.6
Females.....		115	117	115	108	108	101	96	95	94	92	91	90	27	23.1
Saws and vaults.....	19	399	391	393	386	379	365	330	333	334	330	329	335	70	17.5
Males.....		204	199	201	200	197	190	173	176	172	174	179	182	32	15.7
Females.....		195	192	192	186	182	175	157	157	162	156	150	153	45	23.1
Scales and balances.....	3	236	232	228	222	220	207	202	191	188	183	184	190	53	22.5
Males.....		138	134	134	128	129	118	113	110	105	102	102	105	36	26.1
Females.....		98	98	94	94	91	89	89	81	83	81	82	85	17	(1)
Sewing machines, cases, and attachments.....	4	197	199	206	204	197	193	187	188	181	184	188	188	25	12.1
Males.....		100	96	103	98	96	97	96	97	94	90	94	92	13	12.6
Females.....		97	103	103	106	101	96	91	91	87	94	94	96	16	15.5
Steel works and rolling mills.....	59	3,941	3,737	3,574	3,438	3,356	3,344	3,163	3,125	3,110	3,170	3,199	3,252	831	21.1
Males.....		3,140	2,988	2,850	2,768	2,707	2,698	2,555	2,540	2,532	2,590	2,614	2,657	608	19.4
Females.....		801	749	724	670	649	646	608	585	578	580	585	595	223	27.8
Stoves and furnaces.....	84	1,182	1,149	1,132	1,095	1,056	1,025	1,000	990	979	991	1,008	1,014	203	17.2
Males.....		632	624	611	594	576	564	558	550	536	533	540	540	99	15.7
Females.....		550	525	521	501	480	461	442	440	443	458	468	474	110	20.0
Tin plate and terneplate.....	8	142	140	140	131	105	102	91	76	89	96	103	117	66	46.5
Males.....		112	111	111	102	83	80	72	63	72	78	85	96	49	43.8
Females.....		30	29	29	29	22	22	19	13	17	18	18	21	17	(1)
Wire.....	9	253	256	251	248	245	244	242	253	261	249	245	233	28	10.7
Males.....		207	212	208	211	211	209	207	218	227	216	214	202	25	11.0
Females.....		46	44	43	37	34	35	35	35	34	33	31	31	15	(1)
Wirework, wire rope, and cable.....	30	114	115	115	117	117	116	114	110	117	115	114	111	7	6.0
Males.....		35	35	37	40	41	43	42	41	47	48	46	46	13	(1)
Females.....		79	80	78	77	76	73	72	69	70	67	68	65	15	(1)
Iron and steel and their products, n. o. c.....	45	406	392	385	368	354	350	343	354	333	309	306	304	102	25.1
Males.....		284	272	266	257	245	245	242	250	235	212	211	209	75	26.4
Females.....		122	120	119	111	109	105	101	104	98	97	94	95	28	23.0
Leather and leather products.....	144	1,023	1,043	1,046	1,073	1,099	1,090	1,104	1,089	1,089	1,086	1,095	1,097	81	7.3
Males.....		320	329	331	332	334	336	349	341	344	337	343	345	29	8.3
Females.....		703	714	715	741	765	754	755	748	745	749	752	752	62	8.1

1 Not computed owing to small number represented.

TABLE A.—Fluctuation in employment in industries other than mining and quarrying in Ohio, 1914 to 1929, by occupation group, industry, and sex—Continued

1921: BOOKKEEPERS, STENOGRAPHERS, AND OFFICE CLERKS—Continued

Industry and sex	Number of establishments reporting	Number employed on the 15th of each month												Variation from maximum	
		January	February	March	April	May	June	July	August	September	October	November	December	Number	Per cent
Manufactures—Continued.															
Leather and leather products—Continued.															
Boots, shoes, cut stock, and findings.....	63	847	864	865	889	913	908	922	909	910	904	911	913	75	8.1
Males.....		235	243	245	244	245	247	258	252	254	244	249	252	23	8.9
Females.....		612	621	620	645	668	661	664	657	656	660	662	661	56	8.4
Leather and leather products, n. o. c.....	81	176	179	181	184	186	182	182	180	179	182	184	184	10	5.4
Males.....		85	86	86	88	89	89	91	89	90	93	94	93	9	(1)
Females.....		91	93	95	96	97	93	91	91	89	89	90	91	8	(1)
Liquors and beverages.....	121	365	360	361	355	366	363	373	372	369	361	349	344	29	7.8
Males.....		239	236	234	231	241	241	241	241	240	236	234	233	10	4.1
Females.....		126	124	127	124	125	122	132	131	129	125	115	111	21	15.9
Mineral waters and beverages.....	114	320	317	319	314	325	323	335	334	332	324	312	307	28	8.4
Males.....		224	221	220	217	227	227	229	229	228	224	222	221	12	5.2
Females.....		96	96	99	97	98	96	106	105	104	100	90	86	20	18.9
Liquors and beverages, n. o. c.....	7	45	43	42	41	41	40	38	38	37	37	37	37	8	(1)
Males.....		15	15	14	14	14	14	12	12	12	12	12	12	3	(1)
Females.....		30	28	28	27	27	26	26	26	25	25	25	25	5	(1)
Lumber and its products.....	914	1,770	1,764	1,752	1,748	1,772	1,786	1,745	1,777	1,751	1,739	1,752	1,752	47	2.6
Males.....		997	1,000	986	982	1,001	1,010	1,004	1,007	996	998	987	999	28	2.8
Females.....		773	764	766	766	771	776	769	755	752	752	753	753	24	3.1
Coffins and undertakers' goods.....	13	123	120	121	124	124	125	125	125	125	123	123	123	5	4.0
Males.....		58	57	58	59	60	60	60	59	60	60	60	60	3	(1)
Females.....		65	63	63	65	64	65	65	66	65	63	63	63	3	(1)
Furniture.....	146	406	402	401	397	386	392	390	395	392	389	385	384	22	5.4
Males.....		214	209	208	211	200	203	200	203	199	197	194	196	20	9.3
Females.....		192	193	193	186	186	189	190	192	193	192	191	188	7	3.6
Saw-mill and planing-mill products.....	508	803	802	793	807	839	855	846	845	829	830	829	840	62	7.3
Males.....		474	483	474	482	509	521	516	517	508	512	510	520	47	9.0
Females.....		329	319	319	325	330	334	330	328	321	318	319	320	16	4.8
Wood bending, turning, carving.....	47	125	125	121	109	109	109	110	108	106	103	104	104	22	17.6
Males.....		88	87	83	73	73	73	75	75	73	69	69	69	19	(1)
Females.....		37	38	38	36	36	36	35	33	33	34	35	35	5	(1)
Lumber and its products, n. o. c.....	200	313	315	316	311	314	305	302	304	299	300	298	301	18	5.7
Males.....		163	164	163	157	159	153	153	156	155	154	154	154	11	6.7
Females.....		150	151	153	154	155	152	149	151	143	145	144	147	12	7.7

Metals and metal products, other than iron and steel.....	432	3, 629	3, 546	3, 527	3, 482	3, 459	3, 419	3, 368	3, 337	3, 263	3, 219	3, 245	3, 240	410	11.3
Males.....		1, 746	1, 717	1, 720	1, 712	1, 708	1, 701	1, 683	1, 681	1, 646	1, 618	1, 640	1, 630	128	7.3
Females.....		1, 883	1, 829	1, 797	1, 770	1, 751	1, 718	1, 685	1, 656	1, 617	1, 601	1, 605	1, 610	282	15.0
Brass, bronze, and aluminum products.....	121	509	499	491	483	490	491	484	481	483	476	468	469	41	8.1
Males.....		250	248	245	242	248	253	247	246	247	245	242	243	11	4.3
Females.....		259	251	246	241	242	238	237	235	236	231	226	226	33	12.7
Copper, tin, and sheet-iron products, including stamped and enameled ware.....	173	1, 135	1, 117	1, 108	1, 094	1, 102	1, 088	1, 079	1, 074	1, 058	1, 071	1, 088	1, 081	77	6.8
Males.....		573	561	561	557	564	562	556	550	543	547	555	551	30	5.2
Females.....		562	556	547	537	538	526	523	515	524	524	533	530	47	8.4
Furniture (metal) and office fixtures.....	16	297	291	282	291	288	283	286	267	266	261	268	268	36	12.1
Males.....		166	163	158	169	165	160	167	155	157	151	158	161	18	10.7
Females.....		131	128	124	122	123	123	119	112	109	110	110	107	24	18.3
Gas and electric fixtures and lamps and reflectors.....	43	1, 897	1, 853	1, 860	1, 827	1, 295	1, 274	1, 229	1, 230	1, 167	1, 116	1, 125	1, 123	281	20.1
Males.....		615	605	603	603	590	584	567	585	553	530	537	526	101	16.1
Females.....		782	748	733	724	705	690	662	645	614	586	588	597	196	25.1
Jewelry, including reducing and refining.....	25	118	115	112	112	113	112	117	115	118	122.	123	123	11	8.9
Males.....		53	52	49	48	49	49	51	53	54	53	55	55	7	7
Females.....		65	63	63	64	64	63	66	62	64	69	68	68	7	7
Metals and metal products, other than iron and steel, n. o. c.....	54	173	171	174	175	171	171	173	170	171	173	173	176	6	3.4
Males.....		89	88	90	93	92	93	95	92	92	92	93	94	7	7
Females.....		84	83	84	82	79	78	78	78	79	81	80	82	6	6
Paper and printing.....	869	5, 737	5, 791	5, 804	5, 891	5, 819	5, 686	5, 667	5, 694	5, 728	5, 761	5, 865	5, 872	224	3.8
Males.....		2, 434	2, 421	2, 445	2, 407	2, 415	2, 414	2, 431	2, 430	2, 423	2, 403	2, 405	2, 401	56	2.3
Females.....		3, 303	3, 370	3, 359	3, 484	3, 404	3, 272	3, 236	3, 264	3, 305	3, 358	3, 408	3, 471	248	7.1
Boxes, fancy and paper.....	67	145	145	165	144	129	133	129	128	127	128	135	138	38	23.0
Males.....		61	61	82	61	49	52	51	50	49	48	55	56	34	6
Females.....		84	84	83	83	80	81	78	78	78	80	82	86	6	6
Paper, including stationary.....	72	541	549	558	542	543	541	549	541	544	543	557	525	33	5.9
Males.....		244	245	253	238	247	243	250	246	244	259	250	220	34	13.4
Females.....		297	304	305	304	301	298	299	295	300	304	303	305	10	3.3
Printing and publishing.....	630	4, 654	4, 698	4, 803	4, 802	4, 738	4, 611	4, 582	4, 631	4, 664	4, 700	4, 779	4, 814	232	4.8
Males.....		1, 957	1, 941	1, 985	1, 932	1, 943	1, 945	1, 950	1, 959	1, 956	1, 944	1, 973	1, 951	41	2.1
Females.....		2, 697	2, 757	2, 748	2, 870	2, 795	2, 666	2, 632	2, 672	2, 708	2, 756	2, 806	2, 863	238	3.3
Paper and printing, n. o. c.....	100	397	399	398	403	404	401	407	394	393	390	394	395	17	4.2
Males.....		172	174	175	176	176	174	180	175	174	172	175	174	8	4.4
Females.....		225	225	223	227	228	227	227	219	218	218	219	221	10	4.4
Rubber products.....	107	6, 161	5, 865	5, 817	5, 796	5, 716	5, 371	5, 252	5, 218	5, 208	5, 108	5, 059	4, 988	1, 173	19.0
Males.....		4, 820	4, 105	4, 076	4, 035	4, 005	3, 681	3, 542	3, 492	3, 529	3, 406	3, 461	3, 435	885	20.5
Females.....		1, 841	1, 760	1, 741	1, 703	1, 711	1, 690	1, 710	1, 726	1, 679	1, 642	1, 598	1, 553	288	15.5
Druggists' sundries and toys, rubber.....	35	171	170	169	170	172	170	171	174	176	174	173	174	7	4.6
Males.....		74	74	74	74	76	75	75	77	80	78	77	77	6	6
Females.....		97	96	95	96	96	95	96	97	96	96	96	97	2	2
Tires and tubes.....	72	5, 990	5, 648	5, 648	5, 566	5, 544	5, 201	5, 081	5, 044	5, 032	4, 934	4, 886	4, 814	1, 176	10.6
Males.....		4, 246	4, 031	4, 002	3, 959	3, 923	3, 606	3, 467	3, 415	3, 449	3, 388	3, 384	3, 358	888	20.9
Females.....		1, 744	1, 664	1, 646	1, 607	1, 615	1, 595	1, 614	1, 629	1, 583	1, 546	1, 502	1, 456	288	16.5

1 Not computed owing to small number represented.

TABLE A.—Fluctuation in employment in industries other than mining and quarrying in Ohio, 1914 to 1929, by occupation group, industry, and sex—Continued

1921: BOOKKEEPERS, STENOGRAPHERS, AND OFFICE CLERKS—Continued

Industry and sex	Number of establishments reporting	Number employed on the 15th of each month												Variation from maximum	
		January	February	March	April	May	June	July	August	September	October	November	December	Number	Per cent
Manufactures—Continued.															
Stone, clay, and glass products.....	637	1,495	1,467	1,467	1,454	1,440	1,438	1,434	1,429	1,425	1,416	1,430	1,419	79	5.3
Males.....		691	675	676	674	673	668	678	683	677	677	683	676	23	3.3
Females.....		804	792	791	780	767	770	756	746	748	739	747	743	65	8.1
Brick and tile, clay.....	157	129	130	129	130	133	133	136	137	138	138	139	134	10	7.2
Males.....		73	73	71	71	73	73	77	79	79	78	79	76	8	(1)
Females.....		56	57	58	59	60	60	59	58	59	60	60	58	4	(1)
Glass.....	44	412	447	447	429	427	423	423	427	424	420	421	416	35	8.4
Males.....		182	224	227	222	220	216	218	220	218	217	215	214	45	19.8
Females.....		230	223	220	207	207	207	205	207	206	203	206	202	28	12.2
Marble and stone work.....	71	167	163	163	161	157	162	151	141	141	138	137	137	30	18.0
Males.....		41	41	41	42	42	44	43	43	44	45	45	45	4	(1)
Females.....		126	122	122	119	115	118	108	98	97	93	92	92	34	27.0
Pottery, terra-cotta and fire-clay products.....	188	571	562	562	559	549	548	543	545	543	543	551	552	28	4.9
Males.....		268	261	260	258	256	253	252	253	249	250	253	252	19	7.1
Females.....		303	301	302	301	293	295	291	292	294	293	298	300	12	4.0
Stone, clay, and glass products, n. o. c.....	177	167	165	166	175	174	172	181	179	179	177	182	180	17	9.3
Males.....		78	76	77	81	82	82	88	88	87	87	91	89	15	(1)
Females.....		89	89	89	94	92	90	93	91	92	90	91	91	5	(1)
Textiles.....	680	2,565	2,578	2,622	2,669	2,652	2,682	2,678	2,707	2,712	2,680	2,700	2,686	147	5.4
Males.....		981	990	1,000	990	1,012	1,014	1,014	1,005	1,016	1,005	1,018	1,008	38	3.7
Females.....		1,584	1,598	1,623	1,669	1,662	1,670	1,664	1,702	1,696	1,673	1,682	1,678	118	6.9
Awnings, tents, and sails.....	33	171	177	192	216	239	240	227	217	207	186	186	183	69	28.8
Males.....		48	49	52	56	58	62	61	61	59	56	54	52	14	(1)
Females.....		123	128	140	160	181	178	166	156	148	140	132	131	58	32.0
Clothing, men's.....	175	960	865	888	907	910	923	919	935	956	964	979	969	119	12.2
Males.....		345	344	354	351	351	361	352	340	360	356	364	365	25	6.8
Females.....		515	521	534	556	559	562	567	595	596	608	615	604	100	16.3
Clothing, women's.....	131	651	655	655	660	619	631	633	651	654	624	624	625	41	6.2
Males.....		234	235	237	237	226	229	231	232	229	228	227	219	18	7.6
Females.....		417	420	418	423	393	402	402	419	425	396	397	406	32	7.5
Flags, banners, and regalia.....	10	141	140	142	141	140	139	143	144	140	142	144	141	5	3.5
Males.....		73	74	76	76	75	75	79	77	77	77	79	78	6	(1)
Females.....		68	66	66	65	65	64	64	67	63	65	65	63	5	(1)

PART 2.—GENERAL TABLE

Hosiery and knit goods.....	34	148	146	145	141	140	141	144	143	145	146	150	148	10	6.7
Males.....		40	38	37	37	36	36	38	37	35	36	37	37	5	(1)
Females.....		108	108	108	104	104	105	106	106	110	110	113	111	9	8.0
Textiles, n. o. c.....	297	594	595	600	604	604	608	612	617	610	608	617	620	26	4.2
Males.....		241	240	243	243	244	249	253	258	256	254	257	257	18	7.0
Females.....		353	355	357	361	360	359	359	359	354	354	360	363	10	2.8
Tobacco manufactures.....	226	211	211	215	202	201	199	193	197	198	197	197	198	22	10.2
Males.....		118	116	116	104	106	105	104	103	106	105	105	106	15	12.7
Females.....		93	95	99	98	95	94	89	94	92	92	92	92	6	(1)
Chewing and smoking tobacco and snuff.....	6	55	56	56	56	56	56	52	52	52	50	50	50	10	(1)
Males.....		23	23	23	23	23	23	23	23	22	22	22	22	6	(1)
Females.....		32	33	33	33	33	33	29	29	29	28	28	28	1	(1)
Cigars and cigarettes.....	146	116	116	118	117	116	115	114	116	118	119	120	119	6	5.0
Males.....		66	65	64	63	65	65	64	64	67	67	67	66	4	(1)
Females.....		50	51	54	54	51	50	50	52	51	52	53	53	4	(1)
Tobacco rehandlers.....	74	40	39	41	29	28	27	27	28	28	28	27	28	14	(1)
Males.....		29	28	29	18	18	17	17	16	16	16	16	15	13	(1)
Females.....		11	11	11	11	11	11	10	12	12	12	11	11	3	(1)
Vehicles.....	363	4,886	4,606	4,502	4,513	4,478	4,327	4,267	4,187	3,988	3,996	4,013	4,017	898	18.4
Males.....		3,171	2,987	2,932	2,946	2,814	2,794	2,762	2,700	2,565	2,576	2,619	2,624	606	19.1
Females.....		1,715	1,619	1,570	1,567	1,564	1,533	1,505	1,487	1,423	1,420	1,394	1,393	322	18.8
Airplanes and parts.....	3	198	201	199	195	197	190	196	202	202	197	203	200	13	6.4
Males.....		146	147	148	146	144	149	149	156	155	153	158	154	14	8.9
Females.....		52	54	51	51	51	46	47	46	47	44	45	46	10	(1)
Automobiles and parts.....	215	3,563	3,333	3,240	3,279	3,298	3,205	3,172	3,139	2,956	2,960	2,971	2,969	612	17.2
Males.....		2,256	2,112	2,048	2,074	2,076	2,004	1,984	1,961	1,836	1,837	1,870	1,877	420	18.6
Females.....		1,312	1,221	1,192	1,205	1,222	1,201	1,188	1,178	1,120	1,123	1,101	1,092	220	16.8
Carriages, wagons, and materials.....	98	322	317	320	329	321	309	308	295	288	285	279	265	64	19.5
Males.....		193	189	203	204	200	191	193	185	180	179	177	167	37	18.1
Females.....		129	128	126	125	121	118	115	110	108	106	102	98	31	24.0
Cars, steam and street railroad, not including operations of railroad companies.....	17	498	468	456	434	406	376	350	317	311	328	332	355	187	37.6
Males.....		391	360	359	351	331	304	289	257	255	270	273	285	136	34.8
Females.....		107	108	97	83	75	72	61	60	56	58	59	70	52	48.1
Ship and boat building.....	18	171	161	154	153	134	128	127	120	115	112	112	112	59	34.5
Males.....		121	115	111	111	97	92	91	87	84	82	84	84	39	32.2
Females.....		50	46	43	42	37	36	36	33	31	30	28	28	22	(1)
Vehicles, n. o. c.....	12	129	126	124	123	122	119	114	114	116	114	116	116	15	11.6
Males.....		64	64	63	62	64	59	56	54	55	55	57	57	10	(1)
Females.....		65	62	61	61	58	60	58	60	61	59	59	59	7	(1)
Miscellaneous manufactures.....	686	6,238	6,135	6,023	6,007	5,906	5,832	5,688	5,563	5,449	5,413	5,394	5,431	844	13.5
Males.....		3,176	3,148	3,072	3,089	3,046	2,993	2,941	2,854	2,802	2,841	2,810	2,818	374	11.8
Females.....		3,062	2,987	2,951	2,918	2,860	2,839	2,747	2,709	2,647	2,572	2,584	2,613	490	16.0
Agricultural implements.....	38	465	463	459	450	433	410	397	367	348	343	337	330	135	29.0
Males.....		299	299	298	283	266	260	234	224	223	221	221	218	81	27.1
Females.....		166	164	161	151	150	144	137	133	125	120	116	112	54	32.5
Beltting and hose, woven and rubber.....	5	155	155	165	166	164	163	165	170	166	177	182	185	30	16.2
Males.....		97	97	105	110	105	104	108	113	110	129	132	134	37	27.6
Females.....		58	58	60	56	59	59	57	57	56	48	50	51	12	(1)

¹ Not computed owing to small number represented.

TABLE A.—Fluctuation in employment in industries other than mining and quarrying in Ohio, 1914 to 1929, by occupation group, industry, and sex—Continued

1921: BOOKKEEPERS, STENOGRAPHERS, AND OFFICE CLERKS—Continued

Industry and sex	Number of establishments reporting	Number employed on the 15th of each month												Variation from maximum	
		January	February	March	April	May	June	July	August	September	October	November	December	Number	Per cent
Manufactures—Continued.															
Miscellaneous manufactures—Continued.															
Dairymen's, poultryers', and apiarists' supplies.....	4	105	110	108	108	106	99	91	93	89	86	86	92	24	21.8
Males.....		45	47	43	45	48	46	41	42	38	38	37	41	11	(1)
Females.....		60	63	65	63	58	53	50	51	51	48	49	51	17	(1)
Dentists' supplies.....	9	106	106	106	106	106	105	104	104	103	104	101	99	7	6.6
Males.....		42	42	42	42	42	41	45	45	45	45	42	41	4	(1)
Females.....		64	64	64	64	64	64	59	59	58	59	59	58	6	(1)
Electrical machinery, apparatus, and supplies.	136	3,349	3,268	3,167	3,168	3,091	3,019	2,892	2,803	2,759	2,730	2,718	2,739	631	18.8
Males.....		1,878	1,857	1,788	1,794	1,779	1,748	1,702	1,644	1,607	1,619	1,602	1,615	278	14.7
Females.....		1,471	1,411	1,379	1,374	1,312	1,271	1,190	1,159	1,152	1,111	1,116	1,124	360	24.5
Fancy articles.....	4	114	97	88	81	82	76	79	74	74	76	80	86	40	35.1
Males.....		51	47	45	41	41	37	38	35	34	33	33	33	18	(1)
Females.....		63	50	43	40	41	39	41	39	40	43	47	53	24	(1)
Ice, manufactured.....	102	230	233	240	262	278	329	365	370	335	289	265	252	140	37.8
Males.....		82	84	88	91	98	102	111	113	107	100	94	94	31	27.4
Females.....		148	149	152	171	185	227	254	257	228	189	171	158	109	42.4
Musical instruments and materials, other than pianos and organs.....	15	153	152	153	152	151	159	138	141	132	134	143	152	27	17.0
Males.....		38	39	38	42	41	41	39	37	37	36	38	38	6	(1)
Females.....		115	113	115	110	110	118	99	104	95	98	105	114	23	19.5
Optical goods.....	32	132	129	128	128	131	128	129	129	132	127	124	127	8	6.1
Males.....		43	42	41	41	41	42	42	41	42	42	40	41	3	(1)
Females.....		89	87	87	87	90	86	87	88	90	85	84	86	6	(1)
Pens, fountain, stylographic, and gold.....	3	112	107	94	81	78	76	70	71	71	77	83	79	42	37.5
Males.....		29	25	23	23	23	21	19	20	20	22	27	23	10	(1)
Females.....		83	82	71	58	55	55	51	51	51	55	56	56	32	(1)
Photographic apparatus and materials.....	13	89	87	101	99	92	94	93	92	93	100	102	104	17	16.3
Males.....		37	38	45	46	45	47	46	47	56	62	59	56	25	(1)
Females.....		52	49	56	53	47	47	47	45	37	38	43	48	19	(1)
Roofing materials.....	5	135	135	135	137	134	133	133	133	133	135	134	132	4	2.9
Males.....		63	63	63	64	61	60	60	60	60	62	60	59	5	(1)
Females.....		72	72	72	73	73	73	73	73	73	73	74	73	2	(1)
Signs and advertising novelties.....	41	204	207	199	195	190	189	178	176	175	193	193	196	32	15.5
Males.....		66	65	62	63	60	58	52	51	52	57	54	54	15	(1)
Females.....		138	142	137	132	130	131	126	125	123	136	139	142	19	13.4

Toys and games.....	26	99	99	100	103	102	99	99	99	99	99	101	101	4	3.9
Males.....		35	38	39	41	41	39	40	39	39	40	40	40	3	(1)
Females.....		61	61	61	62	61	60	59	59	60	60	61	61	3	(1)
Miscellaneous manufactures, n. o. c.....	253	790	787	780	771	768	763	755	741	740	743	745	747	50	6.3
Males.....		368	365	352	347	343	341	338	332	332	334	331	331	37	10.1
Females.....		422	422	428	424	425	422	417	409	408	409	414	416	20	4.7
Service.....	2,823	14,064	14,183	14,142	14,371	14,381	14,358	14,391	14,329	14,171	14,010	13,935	13,920	471	3.3
Males.....		7,068	7,167	7,190	7,261	7,253	7,289	7,355	7,386	7,286	7,200	7,176	7,143	298	4.0
Females.....		6,976	7,016	6,952	7,110	7,128	7,069	7,036	6,943	6,885	6,810	6,759	6,777	369	5.2
Advertising.....	42	229	224	228	224	223	216	200	191	199	197	198	197	38	16.6
Males.....		118	116	113	111	111	109	104	101	99	101	102	105	19	16.1
Females.....		111	108	115	113	112	107	96	90	100	96	96	92	25	21.7
Banks.....	334	9,082	9,234	9,133	9,356	9,316	9,307	9,369	9,322	9,277	9,080	8,982	8,997	357	4.1
Males.....		5,218	5,312	5,319	5,375	5,351	5,372	5,431	5,450	5,362	5,280	5,263	5,249	232	4.3
Females.....		3,864	3,922	3,814	3,981	3,965	3,935	3,938	3,872	3,915	3,750	3,719	3,748	262	6.6
Bowling alleys and parks.....	66	33	34	40	47	57	102	104	107	56	35	37	35	74	69.2
Males.....		17	17	21	24	32	53	58	59	26	18	17	17	42	(1)
Females.....		16	17	19	23	25	49	46	48	30	17	20	18	33	(1)
Garages.....	674	1,452	1,441	1,464	1,457	1,498	1,480	1,466	1,487	1,473	1,456	1,431	1,406	92	6.1
Males.....		571	566	572	576	586	598	594	610	609	600	586	571	44	7.2
Females.....		881	875	892	881	912	882	872	874	864	856	845	835	77	8.4
Hospitals.....	85	268	273	277	288	294	293	302	302	309	306	306	305	41	13.3
Males.....		46	46	48	46	47	44	45	48	49	49	49	48	7	(1)
Females.....		222	227	229	242	247	249	257	254	260	257	255	257	38	14.6
Hotels.....	318	1,180	1,160	1,163	1,168	1,184	1,186	1,194	1,175	1,152	1,158	1,150	1,162	44	3.7
Males.....		588	579	583	588	592	594	605	601	594	597	592	595	26	4.3
Females.....		592	581	580	580	592	592	589	574	558	561	558	567	34	5.7
Laundries and dry cleaners.....	291	617	605	615	614	607	604	595	587	600	593	583	571	46	7.5
Males.....		95	94	94	95	93	91	90	89	93	88	88	88	7	(1)
Females.....		522	511	521	519	514	513	505	498	507	505	494	483	39	7.5
Office buildings.....	235	143	143	145	149	148	145	146	148	148	149	157	155	14	8.9
Males.....		45	45	46	48	46	46	47	47	47	47	48	46	3	(1)
Females.....		98	98	99	101	102	99	99	101	101	102	109	109	11	10.1
Restaurants.....	365	194	192	197	193	192	194	190	194	193	196	198	195	8	4.0
Males.....		72	71	73	72	74	74	76	78	80	78	80	79	9	(1)
Females.....		122	121	124	121	118	120	114	116	113	118	118	116	11	8.9
Schools and colleges.....	70	486	495	493	486	473	470	473	469	485	507	512	516	47	9.1
Males.....		165	168	168	169	165	166	162	162	166	176	181	178	19	10.5
Females.....		321	327	325	317	308	304	311	307	319	331	331	338	34	10.1
Theaters.....	171	206	207	213	223	213	190	183	183	211	216	217	216	40	17.9
Males.....		81	81	81	86	85	73	74	73	91	93	95	95	22	(1)
Females.....		125	126	132	137	128	117	109	110	120	123	122	121	28	20.4
Service, n. o. c.....	172	174	175	174	176	176	171	169	167	168	167	165	165	11	6.3
Males.....		72	72	72	71	71	69	69	68	70	73	72	72	5	(1)
Females.....		102	103	102	105	105	102	100	99	98	94	93	93	12	11.4
Trade.....	5,638	28,993	28,425	28,377	28,120	27,925	27,763	27,538	27,191	27,182	27,033	27,180	27,667	1,905	6.6
Males.....		11,943	10,884	10,823	10,753	10,682	10,679	10,590	10,496	10,482	10,402	10,404	10,464	646	5.8
Females.....		17,890	17,541	17,554	17,367	17,243	17,064	16,948	16,695	16,700	16,631	16,776	17,203	1,259	7.0

1 Not computed owing to small number represented.

TABLE A.—Fluctuation in employment in industries other than mining and quarrying in Ohio, 1914 to 1929, by occupation group, industry, and sex—Continued

1921: BOOKKEEPERS, STENOGRAPHERS, AND OFFICE CLERKS—Continued

Industry and sex	Number of establishments reporting	Number employed on the 15th of each month												Variation from maximum	
		January	February	March	April	May	June	July	August	September	October	November	December	Number	Per cent
Trade—Continued.															
Offices.....	676	9,736	9,586	9,570	9,476	9,400	9,320	9,169	8,871	8,917	8,834	8,855	8,927	902	9.3
Males.....		4,309	4,268	4,246	4,228	4,182	4,173	4,084	4,020	3,984	3,935	3,918	3,956	391	9.1
Females.....		5,427	5,318	5,324	5,248	5,218	5,147	5,085	4,851	4,933	4,899	4,937	4,971	528	16.9
Retail delivery, milk, ice, and water.....	62	108	111	116	122	128	130	128	123	122	122	120	119	22	(1)
Males.....		44	45	47	49	51	51	54	51	51	51	52	51	10	(1)
Females.....		64	66	64	67	71	77	76	77	72	71	68	68	13	(1)
Stores, retail and wholesale.....	4,218	17,608	17,258	17,248	17,105	16,978	16,864	16,810	16,663	16,710	16,661	16,789	17,209	947	5.4
Males.....		5,906	5,791	5,752	5,710	5,676	5,659	5,666	5,634	5,655	5,637	5,660	5,685	272	4.6
Females.....		11,702	11,467	11,496	11,395	11,302	11,205	11,144	11,029	11,055	11,024	11,129	11,524	678	5.8
Yards, lumber, coal, and scrap.....	682	1,486	1,470	1,448	1,423	1,425	1,442	1,429	1,429	1,432	1,418	1,416	1,412	74	5.0
Males.....		789	780	778	766	773	787	786	791	792	779	774	772	26	3.3
Females.....		697	690	670	657	652	655	643	638	640	637	642	640	60	8.6
Transportation and public utilities.															
Offices.....	1,048	7,535	7,465	7,355	7,162	7,346	7,407	7,440	7,419	7,359	7,338	7,339	7,304	373	5.0
Males.....		3,400	3,389	3,322	3,300	3,357	3,415	3,424	3,444	3,415	3,414	3,412	3,401	144	4.2
Females.....		4,135	4,076	4,033	3,862	3,989	3,992	4,016	3,975	3,944	3,924	3,927	3,903	278	6.6
Drayage and storage, including livery stables and teaming.....	327	480	479	470	470	463	461	452	450	444	440	443	442	40	8.3
Males.....		273	270	267	265	261	259	249	249	243	242	240	240	33	12.1
Females.....		207	209	203	205	202	202	203	201	201	198	203	202	11	5.3
Electric light and power.....	113	1,215	1,214	1,213	1,047	1,242	1,245	1,252	1,262	1,220	1,217	1,228	1,254	215	17.0
Males.....		500	491	486	450	501	499	510	521	505	500	518	530	80	15.1
Females.....		715	723	727	597	741	746	742	741	715	717	740	724	149	20.0
Electric railroads.....	61	1,311	1,343	1,336	1,328	1,313	1,328	1,336	1,313	1,278	1,268	1,259	1,250	98	6.9
Males.....		744	767	761	760	752	769	771	763	747	746	744	742	27	3.5
Females.....		567	576	575	568	561	559	565	550	531	522	515	508	68	11.8
Natural gas.....	74	865	859	855	867	868	860	867	866	869	870	858	863	15	1.7
Males.....		501	503	506	521	517	509	513	523	526	528	520	516	27	5.1
Females.....		364	356	349	346	351	351	354	343	343	342	338	347	26	7.1
Pipe lines (petroleum).....	7	109	111	111	111	110	111	117	113	111	108	109	108	9	7.7
Males.....		95	96	96	96	96	97	103	98	98	95	96	95	8	7.8
Females.....		14	15	15	15	14	14	14	13	13	13	13	13	2	(1)
Telegraph and telephone.....	365	3,242	3,145	3,065	3,027	3,029	3,065	3,069	3,065	3,099	3,133	3,117	3,116	215	6.6
Males.....		1,045	1,019	971	975	989	1,030	1,030	1,055	1,064	1,075	1,071	1,070	104	9.7
Females.....		2,197	2,126	2,095	2,052	2,040	2,035	2,057	2,044	2,062	2,058	2,046	2,046	162	7.4

PART 2.—GENERAL TABLE

Transportation by water, including stevedoring.....	30	131	133	131	134	146	162	161	161	158	144	140	114	48	29.6
Males.....		110	111	109	107	118	130	130	130	128	118	115	97	33	25.4
Females.....		21	22	22	27	28	32	31	31	30	26	25	17	15	(1)
Transportation and public utilities, n. o. c.....	71	182	181	173	178	176	175	168	155	153	158	155	157	29	15.9
Males.....		132	132	126	126	124	122	118	104	104	110	108	111	28	21.2
Females.....		50	49	47	52	52	53	50	51	49	48	47	46	7	(1)

1921: SALESPeOPLE (NOT TRAVELING)

ALL INDUSTRIES.....	23,562	46,773	45,573	46,683	46,670	46,435	46,314	45,326	44,727	45,374	46,835	47,597	53,069	8,372	15.8
Males.....		23,859	23,890	24,107	24,278	24,320	24,355	24,187	24,084	24,178	24,305	24,500	25,271	1,412	5.6
Females.....		22,914	21,683	22,576	22,392	22,115	21,959	21,139	20,643	21,196	22,530	23,097	27,828	7,185	25.8
Agriculture.....	504	59	58	68	73	70	65	59	55	61	69	62	61	18	(1)
Males.....		37	38	38	42	39	38	39	35	39	49	37	38	14	(1)
Females.....		22	20	30	31	31	27	20	20	22	20	25	23	11	(1)
Construction.....	4,890	625	613	628	640	637	625	607	588	580	565	571	550	90	14.1
Males.....		589	572	586	594	590	580	567	551	543	529	536	515	79	13.3
Females.....		36	41	42	46	47	45	40	37	37	36	35	35	12	(1)
Electrical contracting.....	202	199	203	198	194	192	181	168	158	152	154	157	147	56	27.6
Males.....		187	192	187	182	179	168	158	150	145	143	147	137	55	28.6
Females.....		12	11	11	12	13	13	10	8	7	11	10	10	3	(1)
General contracting.....	1,731	132	133	141	139	137	138	134	129	127	124	122	119	22	15.6
Males.....		132	133	141	139	137	138	134	129	127	124	122	119	22	15.6
Sheet-metal work and roofing.....	294	104	81	89	92	89	93	93	93	90	91	89	84	23	22.1
Males.....		99	76	84	94	87	84	89	89	93	86	87	80	23	(1)
Females.....		5	5	5	5	5	5	4	4	4	4	4	4	1	(1)
Construction, n. o. c.....	2,663	190	196	200	208	216	217	212	208	204	197	201	200	27	12.4
Males.....		171	171	174	179	187	190	186	183	178	176	180	179	19	10.0
Females.....		19	25	26	29	29	27	26	25	26	21	21	21	10	(1)
Fisheries.....	27	4	4	4	4	4	4	4	4	4	4	4	4	4	(1)
Males.....		4	4	4	4	4	4	4	4	4	4	4	4	4	(1)
Manufactures.....	8,632	5,622	5,613	5,625	5,652	5,629	5,660	5,654	5,695	5,725	5,725	5,729	5,831	218	3.7
Males.....		4,575	4,583	4,597	4,614	4,604	4,646	4,644	4,680	4,686	4,691	4,690	4,747	172	3.6
Females.....		1,047	1,030	1,028	1,038	1,025	1,014	1,010	1,015	1,039	1,034	1,039	1,084	74	6.8
Chemicals and allied products.....	360	338	332	338	345	347	357	363	370	379	373	370	369	47	12.4
Males.....		321	317	322	330	332	342	347	354	364	359	356	355	47	12.9
Females.....		17	15	16	15	15	15	16	16	15	14	14	14	3	(1)
Paint and varnish.....	82	101	101	108	107	109	106	106	106	106	105	103	102	8	7.3
Males.....		89	91	92	96	98	95	94	94	94	94	92	91	9	(1)
Females.....		12	10	11	11	11	11	12	12	11	11	11	11	2	(1)
Petroleum refining.....	27	82	77	80	85	85	97	109	111	109	108	109	107	34	30.6
Males.....		81	76	79	84	84	96	108	110	109	108	109	107	34	30.9
Females.....		1	1	1	1	1	1	1	1	1	1	1	1	1	(1)

¹ Not computed owing to small number represented.

1921: SALESPeOPLE (NOT TRAVELING)

TABLE A.—Fluctuation in employment in industries other than mining and quarrying in Ohio, 1914 to 1929, by occupation group, industry, and sex—Continued

1921: SALESPeOPLE (NOT TRAVELING)—Continued

Industry and sex	Number of establishments reporting	Number employed on the 15th of each month												Variation from maximum	
		January	February	March	April	May	June	July	August	September	October	November	December	Number	Per cent
Manufactures—Continued.															
Chemicals and allied products—Continued.															
Chemicals and allied products, n. o. c.-----	251	155	154	155	153	153	154	148	153	164	160	158	160	16	9.8
Males-----		151	150	151	150	150	151	145	150	161	157	155	157	16	9.9
Females-----		4	4	4	3	3	3	3	3	3	3	3	3		(1)
Food and kindred products-----	1,426	2,494	2,512	2,522	2,521	2,524	2,550	2,539	2,573	2,590	2,598	2,611	2,660	166	6.2
Males-----		1,761	1,781	1,798	1,788	1,795	1,828	1,808	1,836	1,844	1,860	1,867	1,909	148	7.8
Females-----		733	731	724	733	729	722	731	737	746	738	744	751	29	3.9
Bakery products-----	371	1,546	1,541	1,550	1,544	1,552	1,575	1,546	1,580	1,608	1,627	1,629	1,650	109	6.6
Males-----		1,074	1,082	1,082	1,082	1,084	1,110	1,085	1,115	1,130	1,137	1,139	1,159	85	7.3
Females-----		472	461	468	462	468	465	461	465	478	490	490	491	30	6.1
Confectionery-----	133	325	333	320	335	324	311	328	325	325	314	320	339	28	8.3
Males-----		117	120	122	122	123	121	125	125	129	126	125	135	18	13.3
Females-----		208	213	198	213	201	190	203	200	196	188	195	204	25	11.7
Dairy products and ice cream-----	214	206	209	218	218	222	236	241	243	242	232	233	233	37	15.2
Males-----		179	180	188	188	191	196	201	198	198	196	200	204	25	12.3
Females-----		27	29	30	30	31	40	40	45	44	36	33	29	18	(1)
Slaughtering and meat packing-----	124	313	322	326	318	322	326	324	323	313	322	324	330	17	5.2
Males-----		296	303	307	298	301	307	305	304	292	305	305	310	18	5.8
Females-----		17	19	19	20	21	19	19	19	21	17	19	20	4	(1)
Food and kindred products, n. o. c.-----	584	104	107	108	106	104	102	100	102	102	103	105	108	8	7.4
Males-----		95	96	99	98	96	94	92	94	95	96	98	101	9	8.9
Females-----		9	9	9	8	8	8	8	8	7	7	7	7	2	(1)
Iron and steel and their products-----	1,667	475	458	455	450	440	435	431	418	417	416	422	418	59	12.4
Males-----		451	436	432	426	419	416	413	400	400	398	404	400	53	11.8
Females-----		24	22	23	24	21	19	18	18	17	18	18	18	7	(1)
Foundry and machine-shop products-----	1,127	246	245	243	243	238	236	235	226	226	225	224	230	21	8.5
Males-----		230	231	228	227	223	223	222	213	214	213	212	218	17	7.4
Females-----		16	14	15	16	15	13	13	13	12	12	12	12	4	(1)
Iron and steel and their products, n. o. c.-----	540	229	213	212	207	202	199	196	192	191	191	188	188	41	17.9
Males-----		221	205	204	199	196	193	191	187	186	185	182	182	39	17.6
Females-----		8	8	8	8	6	5	5	5	5	6	6	6	3	(1)
Leather and leather products-----	144	48	48	46	45	44	45	43	45	46	44	46	62	18	(1)
Males-----		44	44	43	42	41	42	40	42	43	40	42	48	8	(1)
Females-----		4	4	3	3	3	3	3	3	3	4	4	14	11	(1)
Liquors and beverages-----	121	122	123	121	127	130	136	147	146	134	129	119	117	30	20.4
Males-----		122	123	121	127	130	136	147	146	134	129	119	117	30	20.4
Lumber and its products-----	914	158	161	162	162	166	166	166	166	167	168	167	166	10	6.0
Males-----		151	153	154	155	156	158	159	160	160	160	159	158	9	5.6
Females-----		7	8	8	7	6	8	7	6	7	8	8	8	2	(1)

Saw-mill and planing-mill products.....	508	104	105	106	107	108	108	109	109	109	108	109	5	4.6
Males.....	108	108	105	106	107	108	107	108	108	108	107	108	5	4.6
Females.....	1	1	1	1	1	1	1	1	1	1	1	1	0	(1)
Lumber and its products, n. o. c.....	406	54	56	56	55	54	58	58	57	58	59	59	5	5
Males.....	48	49	49	49	49	51	52	52	52	52	52	52	0	(1)
Females.....	6	7	7	7	6	7	6	5	6	7	7	7	2	(1)
Metals and metal products, other than iron and steel.....	432	120	126	131	132	134	140	134	136	137	134	134	14	10.0
Males.....	124	122	127	128	131	136	130	133	133	131	131	134	14	10.3
Females.....	5	4	4	4	3	4	4	3	4	3	3	3	2	(1)
Paper and printing.....	869	1,073	1,077	1,061	1,063	1,052	1,040	1,029	1,029	1,039	1,055	1,078	104	9.2
Males.....	928	941	931	933	918	908	901	909	911	929	942	964	63	6.5
Females.....	145	136	130	130	134	132	128	120	128	126	136	169	49	28.0
Printing and publishing.....	630	891	892	874	869	860	850	834	832	849	861	888	943	111.8
Males.....	775	785	773	766	754	746	733	737	746	761	777	799	66	8.3
Females.....	116	107	101	103	106	104	101	95	103	100	111	144	49	34.0
Paper and printing, n. o. c.....	239	182	185	187	194	192	190	195	197	190	194	190	19	7.6
Males.....	153	156	158	167	164	162	168	172	165	168	165	165	15	11.0
Females.....	29	29	29	27	28	28	27	25	25	26	25	25	4	(1)
Rubber products.....	107	66	62	64	62	63	62	60	61	60	58	57	12	12
Males.....	63	58	59	57	58	57	56	57	56	54	54	51	12	(1)
Females.....	3	4	5	5	5	5	4	4	4	4	3	3	2	(1)
Stone, clay, and glass products.....	637	59	60	61	61	59	61	59	61	61	60	62	63	4
Males.....	54	55	56	56	54	55	53	55	55	55	54	56	6	(1)
Females.....	5	5	5	5	5	6	6	6	6	6	6	7	2	(1)
Textiles.....	680	243	244	253	269	260	258	254	253	262	262	241	232	37
Males.....	201	201	201	213	211	214	218	213	213	213	213	200	198	20
Females.....	42	43	52	56	49	44	36	40	49	49	49	41	34	22
Tobacco manufactures.....	226	26	30	31	30	30	30	29	29	29	29	29	29	5
Males.....	26	30	31	30	30	30	29	29	29	29	29	29	29	5
Vehicles.....	363	83	83	84	88	90	87	88	85	86	87	85	78	12
Males.....	80	79	79	83	85	82	83	79	80	81	81	74	11	(1)
Females.....	3	4	5	5	5	5	5	6	6	6	4	4	3	(1)
Miscellaneous manufactures.....	686	308	297	296	297	294	293	312	323	318	312	308	313	30
Males.....	249	243	243	246	242	242	260	267	264	264	254	250	254	25
Females.....	59	54	53	51	54	51	52	56	54	58	58	58	59	9
Electrical machinery, apparatus, and supplies.....	126	110	105	104	104	103	101	108	108	114	112	109	110	13
Males.....	98	96	94	94	93	91	98	98	104	101	98	99	13	12.5
Females.....	12	10	10	10	10	10	10	10	10	11	11	11	2	(1)
Miscellaneous manufactures, n. o. c.....	550	198	192	192	193	191	192	204	215	204	200	199	203	24
Males.....	151	148	149	152	151	151	162	169	160	163	152	155	21	12.4
Females.....	47	44	43	41	40	41	42	46	44	47	47	48	8	(1)
Service.....	2,823	1,806	1,814	1,864	1,932	1,951	1,957	1,953	1,973	1,965	1,905	1,888	1,887	179
Males.....	1,568	1,581	1,627	1,706	1,722	1,726	1,716	1,741	1,764	1,694	1,674	1,674	1,671	196
Females.....	238	233	237	226	229	231	237	232	211	211	211	214	216	27
Garages.....	674	984	1,003	1,044	1,117	1,136	1,143	1,125	1,140	1,157	1,118	1,092	1,085	173
Males.....	984	984	1,003	1,044	1,116	1,134	1,141	1,123	1,138	1,155	1,116	1,090	1,083	171
Females.....	1	1	1	1	2	2	2	2	2	2	2	2	2	(1)

1 Not computed owing to small number represented.

TABLE A.—Fluctuation in employment in industries other than mining and quarrying in Ohio, 1914 to 1929, by occupation group, industry, and sex—Continued

1921: SALESPeOPLE (NOT TRAVELING)—Continued

Industry and sex	Number of establishments reporting	Number employed on the 15th of each month												Variation from maximum	
		January	February	March	April	May	June	July	August	September	October	November	December	Number	Per cent
Service—Continued.															
Laundries and dry cleaners.....	291	294	293	297	299	304	302	304	299	301	303	301	301	11	3.6
Males.....		279	278	282	284	289	287	289	284	286	288	286	287	11	3.8
Females.....		15	15	15	15	15	15	15	15	15	15	15	14	1	(1)
Restaurants.....	365	292	284	285	283	275	276	268	270	283	249	250	261	43	14.7
Males.....		149	147	146	152	147	148	143	152	165	136	134	140	31	18.8
Females.....		143	137	139	131	128	128	125	118	118	113	116	121	30	21.0
Service, n. o. c.....	1,493	236	234	238	233	236	236	264	256	244	235	245	240	31	11.7
Males.....		156	153	155	154	152	150	161	167	158	154	164	161	17	10.2
Females.....		80	81	83	79	84	86	95	97	86	81	81	79	18	(1)
Trade, retail and wholesale.															
Males.....	5,638	38,475	37,290	38,315	38,192	37,973	37,831	36,874	36,233	36,842	38,391	39,159	44,576	8,343	18.7
Females.....		16,916	16,943	17,083	17,147	17,195	17,194	17,047	16,899	16,970	17,167	17,381	18,113	1,214	6.7
Offices.....	676	21,559	20,347	21,232	21,045	20,778	20,637	19,827	19,334	19,872	21,224	21,778	26,463	7,129	26.9
Males.....		954	966	968	984	963	966	963	985	979	1,010	1,011	1,009	57	5.6
Females.....		19	19	19	19	18	20	22	18	21	22	22	23	5	(1)
Stores, retail and wholesale.....	4,218	37,240	36,042	37,034	36,909	36,713	36,543	35,571	34,936	35,548	37,065	37,834	43,259	8,323	19.2
Males.....		15,706	15,721	15,828	15,891	15,961	15,933	15,776	15,631	15,704	15,873	16,085	16,825	1,194	7.1
Females.....		21,534	20,321	21,206	21,018	20,752	20,610	19,795	19,305	19,844	21,192	21,749	26,434	7,129	27.0
Yards, lumber, coal, and scrap.....	682	207	207	219	224	222	225	228	235	238	239	236	230	32	13.4
Males.....		203	203	215	219	217	224	228	231	231	231	232	227	29	12.5
Females.....		4	4	4	5	5	4	7	4	7	8	4	3	5	(1)
Trade, n. o. c.....	62	74	75	74	75	75	74	75	77	77	77	78	78	4	(1)
Males.....		72	72	71	72	72	71	72	74	74	74	75	75	4	(1)
Females.....		2	3	3	3	3	3	3	3	3	3	3	3	1	(1)
Transportation and public utilities.															
Males.....	1,048	182	181	179	177	171	172	175	179	177	176	184	190	19	10.0
Females.....		170	169	172	171	166	167	170	174	172	171	178	183	17	9.3
Electric light and power.....	113	12	12	7	6	5	5	5	5	5	5	6	7	7	(1)
Males.....		100	98	97	97	97	101	103	107	106	105	113	116	19	16.4
Females.....		92	90	93	94	94	98	100	104	103	102	109	112	22	19.5
Transportation and public utilities, n. o. c.....	935	82	83	82	80	74	71	72	72	71	71	71	74	12	(1)
Males.....		78	79	79	77	72	69	70	70	69	69	71	71	10	(1)
Females.....		4	4	3	3	2	2	2	2	2	2	3	3	2	(1)

1 Not computed owing to small number represented.

TABLE A.—Fluctuation in employment in industries other than mining and quarrying in Ohio, 1914 to 1929, by occupation group, industry, and sex—Continued

1922: WAGE EARNERS

Industry and sex	Number of establishments reporting	Number employed on the 15th of each month												Variation from maximum	
		January	February	March	April	May	June	July	August	September	October	November	December	Number	Per cent
ALL INDUSTRIES	24, 124	617, 183	639, 948	667, 033	696, 600	734, 903	779, 196	789, 017	806, 956	808, 714	812, 688	819, 629	832, 969	215, 786	25.9
Males.....		503, 116	522, 293	547, 364	576, 346	614, 297	654, 684	663, 529	679, 416	678, 345	682, 816	687, 303	698, 219	195, 103	27.9
Females.....		114, 067	117, 655	119, 669	120, 254	120, 606	124, 512	125, 488	127, 540	130, 369	129, 872	132, 326	134, 750	20, 683	15.3
Agriculture	519	3, 108	3, 057	3, 472	4, 297	4, 594	5, 188	5, 215	4, 907	4, 451	4, 125	3, 832	3, 411	2, 158	41.4
Males.....		2, 922	2, 869	3, 278	4, 069	4, 317	4, 889	4, 946	4, 664	4, 242	3, 944	3, 658	3, 262	2, 077	42.0
Females.....		186	188	194	228	277	299	269	243	209	181	174	149	150	50.2
Dairy farming.....	28	269	279	279	313	305	320	311	307	327	306	286	299	58	17.7
Males.....		263	273	273	306	297	313	304	301	319	300	280	293	56	17.6
Females.....		6	6	6	7	8	7	7	6	8	6	6	6	2	(1)
Florists, fruit growers, and nurserymen.....	166	1, 591	1, 601	1, 911	2, 529	2, 635	3, 128	2, 773	2, 557	2, 231	2, 134	2, 036	1, 752	1, 537	49.1
Males.....		1, 459	1, 467	1, 770	2, 359	2, 433	2, 919	2, 586	2, 396	2, 101	2, 017	1, 920	1, 659	1, 460	50.0
Females.....		132	134	141	170	202	209	187	161	130	117	116	93	116	55.5
General farming.....	275	1, 191	1, 124	1, 209	1, 385	1, 575	1, 697	2, 024	1, 884	1, 790	1, 598	1, 403	1, 289	900	44.5
Males.....		1, 143	1, 076	1, 162	1, 334	1, 508	1, 614	1, 949	1, 808	1, 719	1, 540	1, 351	1, 239	873	44.8
Females.....		48	48	47	51	67	83	75	76	71	58	52	50	36	(1)
Operating farm machinery, not by farmers.....	50	57	53	73	70	79	43	107	159	103	87	107	71	116	73.0
Males.....		57	53	73	70	79	43	107	159	103	87	107	71	116	73.0
Construction	5, 005	29, 792	29, 537	29, 758	36, 454	48, 008	57, 375	62, 356	67, 852	66, 746	66, 940	63, 232	53, 723	38, 315	56.5
Males.....		29, 682	29, 439	29, 639	36, 317	47, 869	57, 252	62, 256	67, 747	66, 641	66, 818	63, 108	53, 602	38, 308	56.5
Females.....		110	98	119	137	134	123	100	105	105	122	124	121	39	28.5
Brick, stone, and cement work.....	507	2, 002	2, 296	2, 623	2, 387	3, 953	5, 002	5, 168	5, 801	5, 634	5, 602	5, 076	4, 298	3, 799	65.5
Males.....		1, 982	2, 276	2, 613	2, 367	3, 933	4, 992	5, 158	5, 791	5, 624	5, 592	5, 066	4, 288	3, 809	65.3
Females.....		20	10	20	20	20	10	10	10	10	10	10	10	10	(1)
Electrical contracting.....	228	1, 433	1, 349	1, 176	1, 427	1, 435	1, 461	1, 627	1, 641	1, 731	1, 789	1, 860	1, 936	760	39.3
Males.....		1, 479	1, 345	1, 172	1, 424	1, 432	1, 458	1, 624	1, 638	1, 728	1, 785	1, 857	1, 933	761	39.4
Females.....		4	4	4	3	3	3	3	3	3	4	3	3	1	(2)
Erecting and installing machinery.....	49	194	194	206	221	211	206	221	223	220	239	254	269	75	27.9
Males.....		193	193	205	220	210	205	220	222	219	238	253	268	75	28.0
Females.....		1	1	1	1	1	1	1	1	1	1	1	1	0	0.0
General contracting.....	1, 798	12, 084	12, 509	12, 304	15, 684	20, 524	24, 902	26, 750	28, 203	28, 545	29, 348	28, 233	24, 931	17, 314	59.0
Males.....		12, 016	12, 489	12, 284	15, 665	20, 509	24, 887	26, 735	28, 187	28, 531	29, 332	28, 218	24, 914	17, 316	59.0
Females.....		18	20	20	19	15	15	15	16	14	16	15	17	6	(1)

¹ Not computed owing to small number represented.

66429°-32-19

TABLE A.—Fluctuation in employment in industries other than mining and quarrying in Ohio, 1914 to 1929, by occupation group, industry, and sex—Continued

1922: WAGE EARNERS—Continued

Industry and sex	Number of establishments reporting	Number employed on the 15th of each month												Variation from maximum	
		January	February	March	April	May	June	July	August	September	October	November	December	Number	Per cent
Construction—Continued.															
Oil, gas, and water drilling.....	484	3,350	3,310	3,312	3,302	3,582	3,788	3,851	3,975	4,035	4,030	4,014	3,823	733	18.2
Males.....		3,347	3,307	3,309	3,299	3,579	3,785	3,848	3,972	4,032	4,027	4,011	3,820	733	18.2
Females.....		3	3	3	3	3	3	3	3	3	3	3	3		0.0
Painting and decorating.....	325	1,039	1,154	1,370	1,812	2,421	2,463	2,215	2,161	2,175	1,986	1,813	1,508	1,424	57.8
Males.....		1,014	1,132	1,330	1,758	2,366	2,409	2,185	2,131	2,141	1,937	1,758	1,456	1,395	57.9
Females.....		25	22	40	54	55	54	30	30	34	49	55	52	33	(1)
Plastering, including lathing.....	130	753	701	603	595	750	864	1,069	1,127	1,120	1,182	1,181	1,181	587	49.7
Males.....		753	701	603	595	750	864	1,069	1,127	1,120	1,182	1,181	1,181	587	49.7
Plumbing and steam fitting.....	371	2,618	2,404	2,114	2,272	2,710	2,880	3,135	3,277	3,391	3,543	3,435	3,725	1,611	43.2
Males.....		2,610	2,396	2,105	2,268	2,706	2,876	3,130	3,272	3,386	3,538	3,431	3,720	1,615	43.4
Females.....		8	8	9	4	4	4	5	5	5	5	4	5		(1)
Sand and gravel excavating.....	79	461	494	592	686	743	865	896	989	870	807	760	610	528	53.4
Males.....		461	494	592	686	743	865	896	989	870	807	760	610	528	53.4
Sheet-metal work and roofing.....	282	1,676	1,531	1,328	1,588	1,813	1,915	1,985	2,177	2,130	2,263	2,408	2,313	1,080	44.9
Males.....		1,675	1,531	1,327	1,587	1,812	1,914	1,984	2,176	2,136	2,262	2,407	2,313	1,080	44.9
Females.....		1	1	1	1	1	1	1	1	1	1	1	1		(1)
Street, road, and sewer contracting.....	705	3,940	3,388	3,980	6,301	9,611	12,753	15,160	17,941	16,527	15,812	13,830	8,768	14,553	81.1
Males.....		3,910	3,358	3,949	6,269	9,579	12,721	15,128	17,905	16,492	15,779	13,798	8,738	4,547	25.4
Females.....		30	30	31	32	32	32	32	36	35	33	32	30	6	(1)
Ventilating and heating.....	45	231	207	141	167	238	267	268	328	350	326	351	344	210	59.8
Males.....		231	207	141	167	238	267	268	328	350	326	351	344	210	59.8
Construction, n. o. c.....	2	11	10	9	12	12	9	11	9	12	13	17	17	8	(1)
Males.....		11	10	9	12	12	9	11	9	12	13	17	17	8	(1)
Fisheries.....	27	190	191	247	339	359	290	303	294	272	289	312	248	169	47.1
Males.....		189	190	246	338	358	289	302	293	271	288	311	247	169	47.2
Females.....		1	1	1	1	1	1	1	1	1	1	1	1		
Manufactures.....	8,403	447,293	470,432	495,367	513,615	536,076	565,817	567,530	579,516	580,800	585,888	596,109	618,793	171,500	27.7
Males.....		370,965	390,127	413,706	431,650	454,092	481,136	481,629	491,168	490,256	496,414	504,901	526,139	155,174	29.5
Females.....		76,328	80,305	81,661	81,965	81,984	84,681	85,901	88,348	90,544	89,454	91,208	92,654	16,326	17.6
Chemicals and allied products.....	373	16,015	16,300	16,374	16,512	16,565	16,435	16,883	17,269	17,710	17,606	17,964	18,236	2,221	12.2
Males.....		14,478	14,722	14,800	14,885	14,929	14,797	15,156	15,520	15,942	15,725	16,003	16,264	1,786	11.0
Females.....		1,537	1,578	1,574	1,627	1,636	1,638	1,727	1,749	1,768	1,881	1,961	1,972	435	22.1

Blacking, cleansing, and polishing preparations.....	18	159	179	198	197	195	160	160	153	156	167	178	188	45	22.7
Males.....		101	106	111	112	112	99	103	108	107	110	113	115	16	13.9
Females.....		58	73	87	86	83	61	57	50	49	57	65	73	38	(1)
Chemicals, acids, and wood distillation.....	61	3,229	3,283	3,317	3,421	3,576	3,605	3,749	3,649	3,621	3,709	3,897	3,838	668	17.1
Males.....		3,206	3,260	3,294	3,397	3,551	3,579	3,721	3,621	3,594	3,681	3,869	3,810	663	17.1
Females.....		23	23	23	24	25	26	28	28	27	28	28	28	5	(1)
Dyestuffs and extracts.....	3	245	230	223	230	226	225	230	249	259	302	332	338	115	34.0
Males.....		238	223	216	223	219	218	222	241	251	294	324	330	114	34.5
Females.....		7	7	7	7	7	7	8	8	8	8	8	8	1	(1)
Explosives.....	9	172	172	171	181	185	174	206	212	212	208	207	200	41	19.3
Males.....		172	172	171	181	185	174	206	212	212	208	207	200	41	19.3
Fertilizers, tankage.....	27	735	739	980	933	837	766	897	1,170	1,620	864	687	778	933	57.6
Males.....		733	737	928	931	835	764	895	1,168	1,618	862	685	776	933	57.7
Females.....		2	2	2	2	2	2	2	2	2	2	2	2		
Ink, printing and writing.....	13	323	339	352	357	360	354	377	390	385	384	392	390	69	17.6
Males.....		304	315	330	328	329	327	347	358	356	360	361	366	62	16.9
Females.....		19	24	22	29	31	27	30	32	29	24	31	24	13	(1)
Oil, linseed, lubricating, and cottonseed, and oil cake.....	18	252	271	277	258	284	301	296	299	271	356	290	312	104	29.2
Males.....		251	270	276	257	283	299	294	297	270	355	289	311	104	29.3
Females.....		1	1	1	1	1	2	2	2	1	1	1	1	1	(1)
Paint and varnish.....	88	2,551	2,750	2,775	2,951	3,035	3,070	3,018	3,015	2,941	2,938	2,993	2,988	519	16.9
Males.....		2,339	2,507	2,530	2,679	2,771	2,820	2,759	2,755	2,685	2,700	2,691	2,719	481	17.1
Females.....		212	243	245	272	264	250	259	257	256	238	245	269	60	22.1
Patent medicines and drug compounds, including drug grinding.....	51	1,074	1,074	1,107	1,110	1,148	1,144	1,155	1,155	1,178	1,258	1,259	1,307	233	17.8
Males.....		549	534	584	573	574	543	526	547	554	592	577	592	66	11.1
Females.....		525	540	523	532	574	601	629	608	624	666	682	715	192	26.9
Petroleum refining.....	28	3,194	3,141	3,043	2,957	3,042	2,994	2,986	3,082	3,004	3,087	3,171	3,186	237	7.4
Males.....		3,179	3,124	3,023	2,987	3,025	2,974	2,965	3,059	2,982	3,064	3,143	3,163	242	7.6
Females.....		15	17	20	20	17	20	21	23	22	23	23	23	3	(1)
Salt.....	7	752	793	768	750	715	708	750	822	879	951	987	1,081	323	31.3
Males.....		660	694	682	664	627	661	726	775	857	937	923	923	296	32.1
Females.....		92	99	86	86	88	86	89	96	104	114	112	108	38	33.3
Soap, candles, grease, and tallow.....	44	3,260	3,270	3,145	3,103	2,898	2,869	2,992	3,007	3,115	3,313	3,547	3,608	739	19.9
Males.....		2,703	2,737	2,612	2,559	2,366	2,333	2,415	2,380	2,496	2,621	2,811	2,813	580	20.4
Females.....		557	533	533	544	532	536	577	618	619	692	736	793	260	27.7
Chemicals and allied products n. o. c.....	6	69	69	68	64	64	65	67	68	69	69	71	72	8	(1)
Males.....		43	43	43	40	40	40	42	42	42	41	43	46	6	(1)
Females.....		26	26	25	24	24	25	25	26	27	28	28	26	4	(1)
Food and kindred products.....	1,243	25,003	25,577	25,425	25,304	25,295	27,065	26,768	29,004	31,638	32,752	31,686	30,581	7,749	23.7
Males.....		19,792	20,000	19,907	19,967	19,834	21,570	21,018	22,265	23,611	25,131	24,528	23,869	5,329	21.2
Females.....		5,211	5,577	5,428	5,317	5,461	6,095	5,750	6,739	8,027	7,621	7,158	6,712	2,316	35.1
Bakery products.....	367	6,288	6,363	6,408	6,416	6,416	6,686	6,778	6,496	6,708	6,779	6,975	6,015	2,747	30.5
Males.....		4,823	4,860	4,853	4,898	4,874	5,060	5,110	4,994	5,070	5,060	5,190	4,262	2,439	33.6
Females.....		1,445	1,503	1,555	1,542	1,626	1,668	1,562	1,638	1,638	1,719	1,785	1,753	340	19.0
Canning and preserving.....	77	464	537	594	603	762	1,886	1,362	3,089	4,567	1,907	1,082	811	4,103	89.8
Males.....		312	350	401	433	547	1,365	882	2,008	2,928	1,161	680	523	2,616	89.3
Females.....		152	187	193	170	215	521	480	1,081	1,639	836	402	283	1,487	90.7

¹ Not computed owing to small number represented.

TABLE A.—Fluctuation in employment in industries other than mining and quarrying in Ohio, 1914 to 1929, by occupation group, industry, and sex—Continued

1922: WAGE EARNERS—Continued

Industry and sex	Number of establishments reporting	Number employed on the 15th of each month												Variation from maximum	
		January	February	March	April	May	June	July	August	September	October	November	December	Number	Per cent
Manufactures—Continued.															
Food and kindred products—Continued.															
Coffee, spices, peanuts, roasting and grinding.....	31	948	961	966	984	1,004	989	994	969	959	999	1,009	976	61	6.0
Males.....		518	527	548	526	527	527	510	510	517	543	543	549	39	7.1
Females.....		430	434	438	458	477	462	484	459	442	456	466	427	57	11.8
Confectionery.....	120	3,323	3,583	3,237	3,171	3,272	3,478	3,047	3,713	4,196	4,817	4,492	4,212	1,770	36.7
Males.....		1,385	1,418	1,299	1,321	1,346	1,537	1,364	1,498	1,687	1,903	1,707	1,615	604	31.7
Females.....		1,938	2,165	1,938	1,850	1,926	1,941	1,683	2,215	2,509	2,914	2,785	2,597	1,231	42.2
Cordials, sirups, and flavoring extracts.....	20	541	572	591	632	722	884	709	880	916	894	809	809	375	40.9
Males.....		233	251	262	272	301	305	307	278	307	317	319	297	86	27.0
Females.....		308	321	329	360	421	579	402	428	573	599	575	512	291	48.6
Dairy products and ice cream.....	222	4,408	4,529	4,595	4,799	5,184	5,525	5,496	5,369	5,275	5,070	4,875	4,743	1,117	20.2
Males.....		4,020	4,128	4,195	4,408	4,761	5,061	5,036	4,905	4,778	4,641	4,458	4,328	1,041	20.6
Females.....		388	401	400	391	423	464	460	464	497	429	417	415	109	21.9
Flour-mill and grist-mill products.....	239	1,928	1,984	2,004	1,904	1,908	1,974	2,051	2,246	2,221	2,225	2,286	2,274	382	16.7
Males.....		1,925	1,977	1,998	1,900	1,902	1,968	2,044	2,239	2,216	2,216	2,277	2,264	377	16.6
Females.....		3	7	6	4	6	6	7	5	5	9	9	10	7	(1)
Food preparations.....	24	982	1,093	1,023	973	963	966	1,036	1,116	1,124	1,098	1,227	1,211	264	21.5
Males.....		876	969	898	854	852	848	839	911	930	914	981	966	142	14.5
Females.....		106	124	125	119	111	118	197	205	194	184	246	245	140	56.9
Oleomargarine.....	5	256	247	243	235	229	236	242	225	242	228	228	238	31	12.1
Males.....		234	225	222	217	211	211	219	207	216	202	203	211	32	13.7
Females.....		22	22	21	18	18	25	23	18	26	26	25	27	9	(1)
Slaughtering and meat packing.....	125	5,685	5,498	5,515	5,337	4,588	4,708	4,647	4,630	4,631	4,729	4,930	5,105	1,127	19.8
Males.....		5,305	5,133	5,147	4,975	4,293	4,419	4,341	4,341	4,331	4,427	4,606	4,796	1,012	19.1
Females.....		380	365	368	362	295	289	283	299	300	302	324	309	115	30.3
Sugar.....	6	92	94	91	105	138	179	219	224	288	1,546	1,372	930	1,455	94.1
Males.....		91	93	90	104	137	177	218	223	286	1,581	1,359	925	1,441	94.1
Females.....		1	1	1	1	1	2	1	2	15	13	5	14	(1)	
Vinegar and cider.....	7	108	116	138	143	139	154	187	221	547	348	316	257	439	80.3
Males.....		70	69	84	84	83	92	125	151	345	206	205	133	276	80.0
Females.....		38	47	54	59	56	62	62	70	202	142	111	124	164	81.2
Iron and steel and their products.....	1,613	140,990	150,299	164,159	171,698	182,914	195,278	197,511	201,783	201,412	211,385	217,385	231,346	90,356	39.1
Males.....		137,155	146,075	159,700	166,975	177,774	189,690	192,001	196,060	195,689	205,529	211,191	225,032	87,877	39.1
Females.....		3,835	4,224	4,459	4,723	5,140	5,588	5,510	5,723	5,723	5,856	6,194	6,314	2,479	39.3

PART 2.—GENERAL TABLE

Blast-furnace products.....	31	3,243	3,503	3,560	3,509	4,288	4,956	4,799	4,463	4,616	5,373	6,016	6,234	2,901	48.0
Males.....		3,232	3,492	3,549	3,498	4,277	4,944	4,787	4,451	4,604	5,360	6,003	6,220	2,988	48.0
Females.....		11	11	11	11	11	12	12	12	12	13	13	14	3	(1)
Boilers and tanks.....	39	1,120	1,286	1,296	1,359	1,546	1,568	1,656	1,779	1,849	1,729	1,781	1,838	729	39.4
Males.....		1,117	1,284	1,294	1,357	1,544	1,566	1,654	1,777	1,847	1,727	1,779	1,836	730	39.5
Females.....		3	2	2	2	2	2	2	2	2	2	2	2	1	(1)
Bolts, nuts, washers, and rivets.....	26	2,747	3,239	3,428	3,816	4,276	4,768	4,984	5,296	5,292	5,359	5,462	5,437	2,715	49.7
Males.....		2,263	2,694	2,851	3,157	3,524	3,961	4,125	4,425	4,367	4,499	4,557	4,537	2,294	50.3
Females.....		484	545	577	659	752	807	823	861	865	860	905	900	421	46.5
Calculating machines.....	18	6,349	6,360	6,346	6,301	6,322	7,135	7,149	7,310	7,293	7,430	7,542	7,784	1,483	19.1
Males.....		5,754	5,762	5,739	5,687	5,700	6,430	6,449	6,602	6,575	6,695	6,786	7,013	1,326	18.9
Females.....		595	598	607	614	622	705	700	708	718	735	756	771	176	22.8
Cutlery and tools.....	71	2,114	2,506	2,712	2,827	3,001	3,184	3,231	3,332	3,396	3,449	3,562	3,638	1,524	41.9
Males.....		1,826	2,152	2,354	2,468	2,637	2,790	2,836	2,927	2,976	2,986	3,080	3,144	1,318	41.9
Females.....		288	354	358	359	364	394	395	405	420	463	482	494	206	41.7
Doors and shutters, iron and steel.....	6	294	337	366	346	301	304	315	330	359	352	341	344	72	19.7
Males.....		293	336	361	341	301	303	314	329	358	351	340	343	68	18.8
Females.....		1	5	5	5	1	1	1	1	1	1	1	1	4	(1)
Files.....	5	100	104	114	111	105	111	122	124	130	146	161	166	66	39.8
Males.....		92	96	106	110	104	110	120	122	128	144	158	162	70	43.2
Females.....		8	8	8	1	1	1	2	2	2	2	3	4	7	(1)
Forgings.....	33	1,528	2,528	2,934	3,009	3,785	4,145	4,121	4,390	4,359	4,512	4,910	4,773	3,382	68.9
Males.....		1,464	2,376	2,760	2,836	3,524	3,910	3,890	4,139	4,107	4,240	4,625	4,472	3,161	68.3
Females.....		64	152	174	173	211	235	231	251	252	272	285	301	237	78.7
Foundry and machine-shop products.....	1,079	50,929	53,085	55,686	59,073	64,701	69,484	73,176	75,911	76,494	81,330	80,902	94,213	43,294	45.9
Males.....		49,609	51,654	54,164	57,450	62,828	67,498	71,267	73,899	74,508	79,225	78,698	91,929	42,320	46.0
Females.....		1,320	1,431	1,522	1,623	1,873	1,986	1,909	2,012	1,986	2,105	2,204	2,284	964	42.2
Gas engines and tractors.....	25	1,397	1,444	1,537	1,751	1,899	1,722	1,744	1,712	1,724	1,712	1,736	1,748	502	26.4
Males.....		1,393	1,440	1,533	1,747	1,890	1,704	1,740	1,709	1,723	1,711	1,734	1,746	497	26.3
Females.....		4	4	4	4	9	18	4	3	1	1	2	2	17	(1)
Nails and spikes, cut, wrought, and wire.....	6	1,827	1,811	1,651	1,690	1,600	1,700	1,690	1,624	1,720	1,573	1,783	1,858	285	15.3
Males.....		1,710	1,683	1,512	1,562	1,458	1,549	1,540	1,474	1,572	1,436	1,642	1,727	291	16.9
Females.....		117	128	139	128	142	151	150	150	148	137	141	131	34	22.5
Pipe, wrought.....	4	1,122	1,195	1,018	1,032	1,184	1,205	1,289	1,355	1,291	1,294	1,532	1,556	538	34.6
Males.....		1,122	1,195	1,018	1,032	1,184	1,205	1,289	1,355	1,291	1,294	1,532	1,556	538	34.6
Pumps and windmills.....	28	1,668	1,794	1,943	2,043	2,080	2,147	2,121	2,116	2,166	2,237	2,289	2,354	686	29.1
Males.....		1,664	1,790	1,938	2,037	2,074	2,141	2,115	2,110	2,160	2,229	2,281	2,341	677	28.9
Females.....		4	4	5	6	6	6	6	6	6	8	8	13	9	(1)
Safes and vaults.....	11	1,985	1,930	1,925	1,959	2,007	2,018	2,024	2,008	2,026	2,114	2,123	2,141	216	10.1
Males.....		1,980	1,928	1,923	1,955	2,003	2,014	2,020	2,002	2,022	2,109	2,116	2,134	211	9.9
Females.....		5	2	2	4	4	4	4	4	4	5	7	7	5	(1)
Saws.....	5	104	101	107	129	123	125	127	126	124	132	138	144	43	29.9
Males.....		104	101	107	129	123	125	127	126	124	132	138	144	43	29.9
Scales and balances.....	3	454	516	525	517	510	524	521	519	508	510	513	495	71	13.5
Males.....		434	495	504	498	491	505	504	502	491	496	499	481	71	14.1
Females.....		20	21	21	19	19	19	17	17	17	14	14	14	7	(1)
Screws, machine and wood.....	5	268	316	417	475	458	499	526	532	567	506	501	543	299	52.7
Males.....		200	242	280	314	319	343	348	368	384	351	330	355	184	47.9
Females.....		68	74	137	161	139	156	178	164	183	155	171	188	120	63.8

1 Not computed owing to small number represented.

TABLE A.—Fluctuation in employment in industries other than mining and quarrying in Ohio, 1914 to 1929, by occupation group, industry, and sex—Continued

1922: WAGE EARNERS—Continued

Industry and sex	Number of establishments reporting	Number employed on the 15th of each month												Variation from maximum	
		January	February	March	April	May	June	July	August	September	October	November	December	Number	Per cent
Manufactures—Continued.															
Iron and steel and their products—Continued.															
Sewing machines, cases, and attachments.....	4	792	796	794	846	925	982	956	949	935	1,006	1,186	1,236	444	35.9
Males.....		743	746	747	796	874	929	906	897	879	951	1,127	1,177	494	36.9
Females.....		49	50	47	50	51	53	50	52	56	55	59	59	12	(1)
Springs, coil.....	15	178	210	228	260	267	293	256	250	282	296	289	280	118	39.9
Males.....		163	181	195	229	235	260	230	227	253	260	252	245	97	37.3
Females.....		15	29	33	31	32	33	26	23	29	36	37	35	22	(1)
Springs, steel, car and carriage.....	8	347	375	460	506	594	588	618	610	568	547	551	588	271	43.9
Males.....		326	356	439	467	545	543	574	549	517	495	500	534	248	43.2
Females.....		21	19	21	39	49	45	44	61	51	52	51	54	22	(1)
Steel works and rolling mills.....	59	46,305	49,195	58,455	61,045	62,559	66,020	65,369	65,591	64,710	67,872	70,521	70,629	24,324	34.4
Males.....		46,062	48,917	58,185	60,747	62,249	65,707	65,050	65,262	64,392	67,633	70,163	70,278	24,216	34.5
Females.....		243	278	270	298	310	313	319	329	318	239	358	351	115	32.1
Stoves and furnaces.....	87	7,400	8,418	8,594	9,120	9,482	10,099	9,437	9,927	10,419	10,667	11,153	11,056	3,753	33.7
Males.....		7,186	8,195	8,375	8,891	9,209	9,807	9,152	9,630	10,104	10,318	10,793	10,700	3,607	33.4
Females.....		214	223	219	229	279	292	285	297	315	349	360	356	146	40.6
Tin plate and terneplate.....	8	3,131	3,461	4,037	4,603	4,985	4,746	4,940	4,066	3,818	4,553	4,282	4,282	1,854	37.2
Males.....		2,990	3,328	3,906	3,763	4,461	4,803	4,556	4,761	3,945	3,656	4,406	4,125	1,813	37.7
Females.....		141	133	131	142	182	190	179	151	162	147	157	157	69	31.1
Wire.....	9	4,008	4,060	4,206	4,143	4,295	4,398	4,248	4,283	4,003	4,415	4,527	4,592	589	12.8
Males.....		3,906	3,967	4,115	4,048	4,199	4,300	4,157	4,190	3,910	4,315	4,422	4,486	590	12.9
Females.....		102	93	93	95	96	98	91	93	93	100	105	106	15	14.2
Wirework, wire rope, and cable.....	24	465	495	518	553	576	609	557	561	577	568	591	586	144	23.6
Males.....		407	431	445	483	510	534	486	470	484	478	508	516	127	23.8
Females.....		58	64	73	70	66	75	71	91	93	90	83	70	35	(1)
Iron and steel and their products, n. o. c.....	4	1,115	1,234	1,300	1,373	1,477	1,679	1,729	1,755	1,968	2,438	2,722	2,831	1,716	60.0
Males.....		1,115	1,234	1,300	1,373	1,477	1,679	1,729	1,755	1,968	2,438	2,722	2,831	1,716	60.0
Leather and leather products.....	138	16,438	16,546	16,312	15,242	12,529	11,540	13,281	14,248	14,909	15,290	15,704	16,467	5,006	30.3
Males.....		10,345	10,519	10,402	9,787	8,371	7,718	8,589	9,119	9,531	9,811	10,045	10,546	2,828	26.8
Females.....		6,093	6,027	5,910	5,455	4,158	3,822	4,692	5,129	5,378	5,479	5,659	5,921	2,271	8.2
Belting.....	12	65	66	70	69	66	72	85	91	84	86	89	89	26	(1)
Males.....		61	62	65	64	65	68	78	81	77	78	81	83	22	(1)
Females.....		4	4	5	5	5	5	7	10	6	5	6	6	9	(1)
Boots, shoes, cut stock, and findings.....	57	13,971	13,941	13,623	12,578	9,761	8,635	10,231	11,160	11,747	12,020	12,322	13,092	5,336	38.2
Male.....		8,135	8,193	8,030	7,412	5,870	5,092	6,378	6,727	6,727	6,948	7,101	7,589	3,101	37.8
Females.....		5,836	5,748	5,593	5,166	3,891	3,543	4,351	4,782	5,020	5,072	5,221	5,503	2,293	39.3

Leather, tanned, curried, and finished.....	26	1,490	1,578	1,591	1,562	1,685	1,752	1,788	1,794	1,824	1,855	1,921	1,905	481	22.4
Males.....		1,469	1,557	1,568	1,539	1,664	1,729	1,768	1,769	1,796	1,825	1,891	1,878	422	22.3
Females.....		21	21	23	21	21	23	20	25	28	30	30	27	10	(1)
Saddlery and harness.....	15	392	405	440	426	420	421	430	414	426	433	442	446	54	12.0
Males.....		339	352	379	391	377	375	372	358	372	380	391	396	57	14.4
Females.....		53	53	61	35	43	46	58	56	54	53	51	50	26	(1)
Trunks and valises.....	16	214	222	224	225	218	222	222	229	223	220	227	228	15	6.6
Males.....		185	187	189	191	187	190	191	195	198	189	187	192	13	6.6
Females.....		29	35	35	34	31	32	31	34	25	31	40	36	15	(1)
Leather and leather products, n. o. c.....	12	306	334	364	382	375	435	519	564	605	676	703	707	401	56.7
Males.....		156	163	171	190	208	264	300	342	360	388	392	408	252	61.8
Females.....		150	166	193	192	167	171	219	222	245	288	311	299	161	51.8
Liquors and beverages.....	120	2,023	2,001	2,078	2,172	2,304	2,534	2,605	2,543	2,449	2,214	2,014	1,870	735	28.2
Males.....		1,991	1,963	2,036	2,128	2,259	2,484	2,553	2,499	2,411	2,167	1,969	1,832	721	28.2
Females.....		32	38	42	44	45	50	52	44	38	47	45	38	20	(1)
Mineral waters and beverages.....	115	1,883	1,860	1,943	2,035	2,163	2,384	2,461	2,405	2,306	2,075	1,874	1,734	727	29.5
Males.....		1,853	1,830	1,993	2,120	2,336	2,411	2,363	2,270	2,030	1,831	1,698	1,588	713	29.6
Females.....		30	36	40	42	43	48	50	42	36	45	43	36	20	(1)
Liquors and beverages, n. o. c.....	5	140	135	135	137	141	150	144	138	143	139	140	136	15	10.0
Males.....		138	133	133	135	139	148	142	136	141	137	138	134	15	10.1
Females.....		2	2	2	2	2	2	2	2	2	2	2	2		
Lumber and its products.....	932	19,666	20,415	21,145	21,762	22,550	23,184	23,615	23,626	23,982	24,764	25,349	25,627	5,961	23.3
Males.....		18,376	19,015	19,720	20,344	21,013	21,651	22,035	21,945	22,257	22,922	23,470	23,789	5,413	22.8
Females.....		1,290	1,400	1,425	1,418	1,537	1,533	1,580	1,681	1,725	1,842	1,879	1,838	559	31.3
Baskets, wood, rattan, and willow.....	14	203	240	218	239	292	368	368	418	389	349	327	326	215	51.4
Males.....		145	162	153	162	190	229	240	264	246	218	202	207	119	45.1
Females.....		58	78	65	77	102	130	128	154	143	131	125	119	96	62.3
Boxes, cigar.....	16	238	231	274	285	282	271	299	326	342	357	366	376	138	36.7
Males.....		99	112	111	115	114	104	119	122	123	130	132	139	40	28.8
Females.....		139	169	163	170	168	167	180	204	219	227	234	237	98	41.4
Boxes and packing crates.....	34	1,039	1,023	1,017	1,036	1,027	1,100	1,129	1,091	1,195	1,183	1,245	1,164	228	18.3
Males.....		963	969	962	982	973	1,042	1,064	1,020	1,120	1,102	1,153	1,105	191	16.6
Females.....		56	54	55	54	54	58	65	71	75	81	92	59	37	(1)
Coffins and undertakers' goods.....	12	1,035	1,099	1,113	1,126	1,125	1,091	1,047	1,073	1,064	1,108	1,115	1,133	98	8.6
Males.....		831	888	898	916	914	894	868	873	885	906	902	919	88	8.6
Females.....		204	216	215	210	211	197	179	200	199	202	213	214	37	17.1
Cooperage and related goods.....	86	1,174	1,192	1,269	1,330	1,261	1,366	1,471	1,422	1,415	1,400	1,593	1,463	267	20.2
Males.....		1,141	1,150	1,213	1,267	1,220	1,317	1,408	1,358	1,333	1,344	1,541	1,408	267	19.0
Females.....		33	42	56	63	41	49	63	64	62	65	52	55	35	(1)
Furniture.....	150	5,678	6,050	6,225	6,238	6,352	6,538	6,466	6,707	6,747	7,023	7,446	7,700	2,001	36.3
Males.....		5,446	5,810	5,968	5,987	6,074	6,243	6,166	6,404	6,451	6,664	7,067	7,339	1,893	25.3
Females.....		232	240	257	251	278	295	300	306	296	329	350	370	138	37.8
Lasts.....	6	309	352	363	349	302	279	275	321	307	327	305	290	103	27.0
Males.....		293	350	348	326	284	262	262	302	287	308	286	271	88	25.1
Females.....		16	32	15	23	18	17	21	19	20	19	19	17	15	(1)
Looking-glass and picture frames.....	9	436	450	457	457	448	436	447	455	456	461	460	450	33	7.0
Males.....		409	421	426	429	413	406	413	421	410	420	434	426	26	6.0
Females.....		27	29	31	28	30	30	34	34	37	32	35	33	10	(1)
Matches.....	6	1,508	1,503	1,576	1,496	1,518	1,492	1,567	1,580	1,705	1,877	1,983	1,835	441	22.8
Males.....		1,089	1,084	1,149	1,087	1,085	1,062	1,126	1,145	1,221	1,317	1,369	1,315	307	22.4
Females.....		409	419	426	409	433	430	441	435	484	560	664	520	155	27.5

¹ Not computed owing to small number represented.

TABLE A.—Fluctuation in employment in industries other than mining and quarrying in Ohio, 1914 to 1929, by occupation group, industry, and sex—Continued

1922: WAGE EARNERS—Continued

Industry and sex	Number of establishments reporting	Number employed on the 15th of each month												Variation from maximum		
		January	February	March	April	May	June	July	August	September	October	November	December	Number	Per cent	
Manufactures—Continued.																
Lumber and its products—Continued.																
Saw-mill and planing-mill products.....	539	6,748	6,910	7,205	7,744	8,429	8,777	9,040	8,881	8,894	9,103	9,252	9,305	2,557	27.5	
Males.....		6,720	6,876	7,169	7,702	8,313	8,706	8,974	8,782	8,798	9,009	9,152	9,193	2,473	26.9	
Females.....		28	34	36	42	116	71	66	99	96	94	100	112	88	75.8	
Show cases.....	8	197	196	199	218	200	192	195	203	203	221	235	229	43	18.3	
Males.....		191	192	195	214	197	188	190	198	198	213	226	222	38	16.8	
Females.....		6	4	4	4	3	4	6	5	5	8	9	7	6	(1)	
Wood bending, turning, carving.....	43	698	733	804	803	873	884	898	801	852	885	865	911	213	23.4	
Males.....		664	702	764	765	834	835	843	744	800	828	809	851	187	22.0	
Females.....		34	31	40	38	39	49	55	57	52	57	56	60	29	(1)	
Wood preserving.....	5	254	202	252	280	273	245	238	196	231	252	237	268	84	30.0	
Males.....		254	202	252	280	273	245	238	196	231	252	237	268	84	30.0	
Lumber and its products, n. o. c.....	4	149	154	174	161	173	154	154	152	162	158	161	159	25	14.4	
Males.....		101	102	112	112	129	116	116	116	125	122	129	126	28	21.7	
Females.....		48	52	62	49	44	38	38	36	37	36	32	33	30	(1)	
Metals and metal products, other than iron and steel																
.....	406	21,155	23,375	24,758	25,755	27,142	28,861	28,788	29,400	29,395	30,017	30,522	31,042	9,887	31.9	
Males.....		17,143	18,898	20,090	21,052	22,351	24,037	23,977	24,527	24,546	25,109	25,448	25,879	8,736	33.8	
Females.....		4,012	4,477	4,668	4,703	4,791	4,824	4,811	4,933	4,849	4,908	5,074	5,163	1,151	22.3	
Brass, bronze, and aluminum products.....	121	4,421	4,851	5,444	5,855	6,333	6,908	7,208	7,348	7,275	7,520	7,608	8,135	3,714	45.7	
Males.....		4,208	4,570	5,132	5,516	5,962	6,495	6,780	6,905	6,860	7,059	7,148	7,675	3,467	45.2	
Females.....		213	281	312	339	371	413	428	443	415	461	460	460	248	53.8	
Clocks, watches, and materials.....	7	952	979	957	857	875	874	619	817	806	834	831	811	360	36.8	
Males.....		642	666	650	606	608	610	450	593	577	592	590	574	216	32.4	
Females.....		310	313	307	251	267	264	169	224	229	242	241	237	144	46.0	
Copper, tin, and sheet-iron products, including stamped and enameled ware																
.....	149	8,521	9,814	10,371	10,715	11,311	12,615	12,524	12,739	12,627	12,958	13,070	12,979	4,549	34.8	
Males.....		7,280	8,312	8,798	9,071	9,700	10,944	10,792	11,018	10,930	11,238	11,350	11,230	4,070	35.9	
Females.....		1,241	1,502	1,578	1,644	1,611	1,671	1,732	1,721	1,697	1,720	1,720	1,749	508	29.0	
Electroplating.....	21	321	326	324	327	384	374	349	323	317	310	325	354	74	19.3	
Males.....		313	314	303	311	366	356	329	305	303	294	302	332	72	19.7	
Females.....		8	12	21	16	18	18	20	18	14	16	23	22	15	(1)	
Galvanizing.....	4	86	121	128	120	131	132	140	130	138	142	147	149	63	42.3	
Males.....		83	114	117	114	126	127	133	124	132	134	139	145	62	42.8	
Females.....		3	7	6	6	5	5	7	6	6	8	8	4	5	(1)	

PART 2.—GENERAL TABLE

Furniture (metal) and office fixtures.....	13	1,931	2,041	2,132	2,382	2,448	2,379	2,404	2,434	2,484	2,416	2,431	2,479	553	22.3
Males.....		1,736	1,846	1,895	2,154	2,215	2,167	2,181	2,209	2,283	2,200	2,215	2,253	547	24.0
Females.....		195	195	237	228	233	212	223	225	201	216	216	226	42	17.7
Gas and electric fixtures and lamps and re- flectors.....	40	3,835	4,147	4,226	4,296	4,375	4,248	4,151	4,219	4,275	4,399	4,633	4,653	818	17.6
Males.....		1,926	2,123	2,177	2,238	2,265	2,199	2,153	2,171	2,232	2,373	2,465	2,435	539	21.9
Females.....		1,909	2,024	2,049	2,058	2,110	2,049	1,998	2,048	2,043	2,021	2,168	2,218	309	13.9
Jewelry, including reducing and refining.....	25	496	536	575	623	678	716	775	789	793	751	774	787	297	37.5
Males.....		412	444	470	504	549	572	590	595	603	581	593	601	191	31.7
Females.....		84	92	105	119	129	144	185	194	190	170	181	186	110	56.7
Silverware and plated ware.....	5	270	272	269	255	249	255	256	270	287	298	302	300	53	17.5
Males.....		251	251	248	234	230	236	238	250	264	270	272	269	42	15.4
Females.....		19	21	21	21	19	19	18	20	23	28	30	31	13	(1)
Metals and metal products, other than iron and steel, n. o. c.....	21	322	268	337	325	358	360	362	391	393	389	401	395	113	28.2
Males.....		292	258	305	304	330	331	331	357	362	363	374	365	116	31.0
Females.....		30	30	32	21	28	29	31	34	31	26	27	30	13	(1)
Paper and printing.....	886	30,227	30,351	30,829	31,106	31,361	31,956	32,405	32,965	33,284	33,672	34,003	34,328	4,101	11.9
Males.....		23,068	23,196	23,454	23,592	23,792	24,181	24,347	24,775	24,973	25,306	25,640	25,867	2,799	10.8
Females.....		7,159	7,155	7,375	7,514	7,569	7,775	8,058	8,190	8,311	8,366	8,363	8,461	1,306	15.4
Bags, paper.....	12	1,243	1,237	1,293	1,354	1,349	1,340	1,362	1,433	1,624	1,639	1,611	1,551	402	24.5
Males.....		523	527	535	522	529	529	529	562	612	618	633	600	111	17.5
Females.....		720	713	766	819	827	811	833	881	1,012	1,021	978	951	308	30.2
Boxes, fancy and paper; drinking cups.....	66	2,955	3,055	3,089	3,251	3,323	3,392	3,635	3,759	3,770	3,555	4,046	3,961	1,091	27.0
Males.....		1,659	1,711	1,741	1,899	1,996	2,026	2,186	2,256	2,238	2,254	2,345	2,314	686	29.3
Females.....		1,296	1,344	1,348	1,352	1,327	1,366	1,449	1,503	1,532	1,601	1,701	1,647	405	23.8
Card cutting and designing.....	3	138	143	143	132	127	124	131	144	154	165	172	164	48	27.9
Males.....		80	83	83	75	74	72	76	82	83	85	88	88	16	(1)
Females.....		58	60	60	57	53	52	55	62	71	80	84	76	32	(1)
Engraving and diesinking.....	11	185	193	203	214	217	218	230	194	190	206	203	222	45	19.6
Males.....		111	111	112	115	111	115	120	123	121	123	119	123	12	9.8
Females.....		74	82	91	99	106	103	110	71	69	83	84	99	41	37.3
Envelopes.....	7	1,177	1,205	1,206	1,222	1,225	1,291	1,330	1,333	1,328	1,321	1,357	1,389	212	15.3
Males.....		460	453	456	477	483	477	497	489	503	497	508	508	55	10.8
Females.....		717	752	750	745	745	814	833	844	825	824	849	881	164	18.6
Labels and tags.....	9	542	535	543	544	543	554	568	570	586	599	598	571	64	10.7
Males.....		449	449	457	465	464	472	463	467	479	493	492	470	44	8.9
Females.....		93	86	86	79	79	82	105	103	107	106	101	101	28	26.2
Paper, including stationery.....	67	6,829	6,910	6,896	6,704	6,802	6,994	7,047	7,283	7,280	7,447	7,546	7,554	850	11.3
Males.....		5,925	5,968	5,945	5,794	5,844	6,016	6,042	6,266	6,251	6,419	6,518	6,536	742	11.4
Females.....		904	942	951	910	958	978	1,005	1,017	1,028	1,028	1,028	1,018	125	12.1
Photo-engraving.....	26	410	448	459	462	450	451	447	441	439	447	458	462	52	11.3
Males.....		406	444	455	458	446	447	442	436	434	442	454	458	52	11.4
Females.....		4	4	4	4	4	4	5	5	5	5	4	4	1	(1)
Printing and publishing.....	642	15,838	15,656	15,999	16,209	16,290	16,555	16,590	16,741	16,847	16,896	16,899	17,332	1,676	9.7
Males.....		12,606	12,552	12,764	12,852	12,912	13,074	13,007	13,119	13,257	13,358	13,447	13,726	1,174	8.6
Females.....		3,232	3,104	3,235	3,357	3,378	3,481	3,583	3,622	3,590	3,538	3,452	3,606	518	14.3
Stereotyping and electrotyping.....	27	567	593	602	620	620	639	640	638	642	650	651	650	84	12.9
Males.....		561	586	595	612	613	631	632	631	635	643	643	642	82	12.8
Females.....		6	7	7	8	7	8	8	7	7	7	8	8	2	(1)

1 Not computed owing to small number represented.

TABLE A.—Fluctuation in employment in industries other than mining and quarrying in Ohio, 1914 to 1929, by occupation group, industry, and sex—Continued

1922: WAGE EARNERS—Continued

Industry and sex	Number of establishments reporting	Number employed on the 15th of each month												Variation from maximum	
		January	February	March	April	May	June	July	August	September	October	November	December	Number	Per cent
Manufactures—Continued.															
Paper and printing—Continued.															
Paper and printing, n. o. c.	16	343	376	396	394	412	398	425	429	424	447	462	472	129	27.3
Males		288	315	319	310	327	322	353	354	360	374	393	402	114	28.4
Females		55	61	77	84	85	76	72	75	64	73	69	70	30	(1)
Rubber products	109	34,882	36,981	37,868	38,688	42,968	47,208	48,469	48,060	46,632	46,628	47,060	47,965	13,587	28.0
Males		30,752	32,549	33,331	34,085	38,095	42,073	43,174	43,045	41,553	4,335	41,438	42,262	12,422	28.8
Females		4,130	4,432	4,537	4,603	4,873	5,135	5,295	5,015	5,079	5,293	5,622	5,703	1,573	27.6
Druggists' sundries and toys, rubber	36	2,636	2,914	3,218	3,458	3,677	3,870	3,811	3,643	3,642	3,536	3,545	3,517	1,234	31.9
Males		1,785	1,943	2,124	2,315	2,495	2,630	2,614	2,481	2,519	2,418	2,422	2,407	845	32.1
Females		851	971	1,094	1,143	1,182	1,240	1,197	1,162	1,123	1,118	1,123	1,110	389	31.4
Tires and tubes	72	32,241	34,062	34,643	35,224	39,285	43,331	44,650	44,409	42,983	43,064	43,509	44,442	12,409	27.8
Males		28,963	30,602	31,201	31,765	35,595	39,437	40,553	40,557	39,028	38,910	39,011	39,850	11,594	28.6
Females		3,278	3,460	3,442	3,459	3,690	3,894	4,097	3,852	3,955	4,174	4,498	4,592	1,314	28.6
Rubber products, n. o. c.	1	5	5	7	6	6	7	8	7	8	8	6	6	3	(1)
Males		4	4	6	5	5	6	7	7	6	7	5	5	3	(1)
Females		1	1	1	1	1	1	1	1	1	1	1	1	0	0.0
Stone, clay, and glass products	664	30,149	32,234	33,736	34,759	36,229	37,618	37,297	37,714	37,103	32,247	32,461	37,356	7,585	20.1
Males		25,456	27,301	28,667	29,681	31,218	32,338	32,081	32,359	31,701	28,841	29,034	32,351	6,908	21.3
Females		4,693	4,933	5,069	5,078	5,011	5,280	5,216	5,355	5,402	3,406	3,427	5,005	1,996	36.9
Brick and tile, clay	160	3,050	3,277	3,788	4,169	4,717	5,126	5,110	4,960	4,600	4,826	4,704	4,704	2,076	40.5
Males		3,046	3,275	3,786	4,167	4,715	5,124	5,108	4,958	4,598	4,799	4,824	4,702	2,078	40.6
Females		4	2	2	2	2	2	2	2	2	2	2	2	2	(1)
Cement	8	494	663	650	713	821	847	855	848	764	792	797	795	361	42.2
Males		491	660	646	710	818	843	849	843	759	786	792	790	358	42.2
Females		3	3	4	3	3	4	6	5	5	6	5	5	3	(1)
Concrete products	86	446	447	521	639	752	789	852	905	877	846	796	732	459	50.7
Males		446	447	521	639	752	789	852	905	877	846	796	732	459	50.7
Emery wheels and other abrasives	5	110	115	114	120	136	155	177	185	201	211	229	214	119	52.9
Males		110	115	114	120	136	155	177	185	201	207	225	210	115	51.1
Females											4	4	4	4	(1)
Glass	49	7,167	8,276	8,647	8,495	8,347	8,842	8,585	8,484	8,348	8,564	9,092	9,227	2,060	22.3
Males		6,028	7,001	7,316	7,178	7,142	7,512	7,232	7,057	6,929	7,220	7,692	7,828	1,800	23.0
Females		1,139	1,275	1,331	1,317	1,205	1,330	1,353	1,427	1,419	1,344	1,400	1,399	288	20.2
Glass cutting and ornamenting	16	202	224	229	227	239	261	247	240	247	258	262	267	65	24.3
Males		139	159	161	159	170	171	169	165	174	175	178	184	45	24.5
Females		63	65	68	68	69	90	78	75	73	83	84	83	27	(1)

Lime.....	4	147	169	176	196	206	209	210	214	262	276	271	262	129	46.7
Males.....		147	169	176	196	206	209	210	214	262	276	271	262	129	46.7
Marble and stone work; stone yards.....	72	645	595	643	657	700	662	716	735	763	685	784	766	189	24.1
Males.....		645	595	643	657	700	662	716	735	763	685	784	766	189	24.1
Mirrors.....	12	167	169	183	191	194	211	236	275	266	280	275	273	113	40.4
Males.....		159	159	171	180	180	198	223	263	251	260	252	252	104	39.5
Females.....		8	10	12	11	14	13	13	12	15	20	23	21	15	(1)
Pottery, terra-cotta and fire-clay products.....	183	16,644	17,191	17,619	18,032	18,608	18,940	18,623	19,070	19,134	13,921	13,678	18,716	5,456	28.5
Males.....		13,169	13,614	13,968	14,356	14,891	15,100	14,860	15,237	15,247	11,975	11,770	15,226	3,477	22.8
Females.....		3,475	3,577	3,651	3,676	3,717	3,840	3,763	3,833	3,887	1,946	1,908	3,490	1,979	50.9
Stone and clay, crushing and grinding.....	44	219	243	282	399	504	559	626	711	530	507	415	358	492	69.2
Males.....		219	243	282	399	504	559	626	711	530	507	415	358	492	69.2
Wall plaster, including hydrated lime.....	14	628	633	640	666	700	702	749	758	792	785	715	729	164	20.7
Males.....		628	633	640	666	700	702	749	758	792	785	715	729	164	20.7
Stone, clay, and glass products n. o. c.....	11	230	232	244	255	305	315	311	329	319	318	321	313	99	30.1
Males.....		229	231	243	254	304	314	310	328	318	317	320	312	99	30.2
Females.....		1	1	1	1	1	1	1	1	1	1	1	1	1	
Textiles.....	689	34,846	36,740	37,252	37,356	36,786	37,450	37,790	37,807	38,210	38,821	38,970	38,647	4,126	10.6
Males.....		12,123	12,475	12,743	12,942	12,820	13,060	13,159	13,265	13,339	13,399	13,308	13,276	1,276	9.5
Females.....		22,723	24,265	24,509	24,414	23,966	24,390	24,631	24,542	24,871	25,422	25,662	25,371	2,844	11.5
Awnings, tents, and sails.....	34	822	866	987	1,160	1,359	1,452	1,298	1,164	1,077	1,136	1,177	1,180	630	43.4
Males.....		484	500	552	654	743	749	696	651	594	630	604	590	265	35.4
Females.....		338	366	435	506	616	703	602	513	483	506	573	590	305	51.9
Bags, other than paper.....	8	178	156	157	164	158	157	184	191	211	200	222	225	69	80.7
Males.....		40	42	41	41	40	42	42	41	45	42	43	49	9	9
Females.....		138	114	116	123	118	115	142	150	166	158	179	176	65	36.3
Clothing, men's, including shirts and coat pads.....	178	10,937	11,511	11,534	11,679	11,645	11,711	11,665	11,486	11,930	12,289	12,455	12,411	1,518	12.2
Males.....		3,326	3,365	3,390	3,436	3,392	3,406	3,368	3,524	3,581	3,549	3,542	3,542	255	7.1
Females.....		7,611	8,146	8,144	8,243	8,253	8,305	8,297	8,040	8,406	8,708	8,906	8,869	1,263	14.5
Clothing, women's.....	121	5,312	6,041	6,056	5,674	5,330	5,646	5,884	5,944	5,856	5,742	5,349	5,219	837	13.8
Males.....		1,453	1,644	1,639	1,567	1,416	1,504	1,629	1,646	1,589	1,581	1,461	1,411	235	14.3
Females.....		3,859	4,397	4,417	4,107	3,914	4,142	4,255	4,298	4,267	4,161	3,888	3,808	602	13.8
Cor dage, twine, jute, and linen goods.....	8	988	998	1,091	1,167	1,171	1,059	1,084	1,033	1,101	1,097	1,081	1,083	183	15.6
Males.....		755	768	862	910	953	846	884	834	890	884	881	872	198	20.8
Females.....		233	230	229	257	218	213	200	199	211	213	200	211	58	22.6
Cotton goods and small wares.....	5	96	98	98	106	108	106	99	93	98	95	104	109	16	14.7
Males.....		69	75	77	82	88	88	83	75	77	75	76	86	13	(1)
Females.....		27	23	21	24	20	18	16	18	21	20	28	33	3	(1)
Custom tailoring, men's and women's.....	92	1,369	1,400	1,457	1,525	1,534	1,534	1,462	1,439	1,519	1,561	1,571	1,550	202	12.9
Males.....		543	560	589	624	623	634	589	606	647	641	641	644	104	16.1
Females.....		826	840	868	901	911	911	873	833	885	914	924	906	98	10.6
Dyeing and finishing textiles.....	8	210	211	212	211	218	231	241	220	196	210	227	237	45	18.7
Males.....		189	189	190	189	196	209	218	198	174	189	205	213	44	20.2
Females.....		21	22	22	22	22	22	23	22	22	21	22	24	3	(1)
Flags, banners, and regalia.....	10	1,054	1,049	1,027	1,032	1,017	1,028	994	936	930	938	941	931	124	11.8
Males.....		404	410	417	396	401	400	409	389	389	395	393	378	39	9.4
Females.....		650	639	610	636	631	627	594	527	541	543	543	553	123	18.9
Furnishing goods, men's.....	17	380	388	370	369	347	363	393	401	410	462	468	445	116	25.1
Males.....		71	69	64	65	62	68	70	71	73	76	78	74	11	(1)
Females.....		309	319	306	304	285	295	323	330	337	386	385	371	101	26.2

¹ Not computed owing to small number represented.

TABLE A.—Fluctuation in employment in industries other than mining and quarrying in Ohio, 1914 to 1929, by occupation group, industry, and sex—Continued

1922: WAGE EARNERS—Continued

Industry and sex	Number of establishments reporting	Number employed on the 15th of each month												Variation from maximum	
		January	February	March	April	May	June	July	August	September	October	November	December	Number	Per cent
		Manufactures—Continued.													
Textiles—Continued.															
Gloves, cloth.....	30	1,628	1,618	1,617	1,576	1,564	1,639	1,841	1,403	1,750	1,877	1,990	1,875	426	21.4
Males.....		218	216	209	210	200	204	223	228	226	229	241	246	46	18.7
Females.....		1,410	1,402	1,408	1,366	1,364	1,435	1,618	1,675	1,524	1,648	1,749	1,629	385	22.0
Hats and caps, other than felt, straw, or wool.....	25	405	413	424	426	425	445	464	465	494	491	493	471	89	18.0
Males.....		162	167	171	177	180	187	193	189	186	169	178	162	31	16.1
Females.....		243	246	253	249	245	258	271	276	308	322	315	309	79	24.5
Horse clothing.....	3	389	387	387	384	398	419	416	436	425	451	472	501	117	23.4
Males.....		189	189	191	192	203	204	204	217	209	218	225	236	47	19.9
Females.....		200	198	196	192	195	215	212	219	216	233	247	265	73	27.5
Hosiery and knit goods.....	38	3,947	4,152	4,457	4,534	4,421	4,475	4,509	4,414	4,484	4,598	4,598	4,516	651	14.2
Males.....		891	956	992	1,013	994	1,017	1,016	997	1,016	986	1,004	991	126	12.4
Females.....		3,056	3,196	3,465	3,521	3,427	3,458	3,493	3,417	3,468	3,500	3,594	3,525	538	15.0
Mattresses, pillows, and cotton felts.....	25	795	884	900	906	953	990	1,039	1,054	1,029	1,087	1,055	1,046	260	24.6
Males.....		554	638	641	658	701	729	768	783	769	779	777	777	229	29.2
Females.....		241	246	259	248	252	261	271	271	260	258	280	269	39	13.9
Millinery and lace goods.....	33	1,287	1,588	1,504	1,481	1,319	1,192	1,224	1,486	1,451	1,392	1,238	1,195	396	24.9
Males.....		312	319	325	329	313	316	302	330	334	345	306	304	43	12.5
Females.....		975	1,269	1,179	1,152	1,006	876	922	1,156	1,117	1,047	932	891	393	31.0
Oilcloth and linoleum.....	3	253	203	236	244	239	265	263	279	297	292	312	323	120	37.2
Males.....		236	189	220	227	226	250	248	264	282	276	296	306	117	38.2
Females.....		17	14	16	17	13	15	15	15	15	16	16	17	4	(1)
Shoddy.....	3	322	325	339	334	353	410	426	451	448	459	498	523	201	38.4
Males.....		244	248	264	255	296	326	344	358	354	363	374	399	155	38.8
Females.....		78	77	75	79	87	84	82	93	94	96	124	124	49	39.5
Silk and silk goods.....	4	333	327	309	305	290	279	304	308	321	313	343	376	119	30.9
Males.....		189	184	165	159	131	132	137	150	153	152	166	182	58	30.7
Females.....		144	143	144	146	129	147	167	158	168	161	177	194	65	33.5
Woolen, worsted, and wool-felt goods, including fur and felt hats.....	19	3,481	3,445	3,410	3,401	3,289	3,361	3,331	3,418	3,483	3,546	3,625	3,682	393	10.7
Males.....		1,483	1,436	1,443	1,443	1,402	1,452	1,433	1,468	1,500	1,460	1,457	1,487	98	6.5
Females.....		1,998	2,009	1,967	1,958	1,887	1,909	1,898	1,950	1,983	2,086	2,168	2,195	308	14.0
Textiles, n. o. c.....	25	660	680	680	678	678	688	669	686	700	747	756	749	96	12.7
Males.....		353	361	351	355	355	357	362	354	371	372	394	390	43	10.9
Females.....		307	319	329	313	323	331	307	332	329	375	362	359	68	18.1

Tobacco manufactures.....	210	12,286	12,351	12,384	11,995	11,640	11,948	11,776	13,002	13,287	13,760	14,291	14,354	2,714	18.9
Males.....		3,178	3,150	3,217	3,177	3,049	3,091	3,103	3,676	3,767	3,979	4,069	4,131	1,082	26.2
Females.....		9,108	9,201	9,167	8,818	8,591	8,857	8,673	9,626	9,781	10,222	10,222	10,223	1,632	16.0
Chewing and smoking tobacco and snuff.....	4	1,393	1,478	1,486	1,470	1,376	1,320	1,321	1,440	1,412	1,402	1,404	1,361	166	11.2
Males.....		630	620	645	630	600	580	584	620	623	621	616	594	65	10.1
Females.....		793	858	841	840	776	740	737	820	789	781	788	767	121	14.1
Cigars and cigarettes.....	137	9,607	9,595	9,108	8,695	8,533	8,933	9,148	10,273	10,424	10,844	11,270	11,377	2,844	25.0
Males.....		1,981	1,942	1,820	1,787	1,758	1,878	2,071	2,589	2,612	2,747	2,810	2,880	1,122	39.0
Females.....		7,626	7,653	7,288	6,908	6,775	7,055	7,077	7,689	7,812	8,097	8,460	8,497	1,722	20.3
Tobacco rehandlers.....	69	1,286	1,278	1,790	1,830	1,731	1,695	1,307	1,284	1,451	1,514	1,617	1,616	552	30.2
Males.....		597	588	752	760	691	633	448	467	611	643	657	657	312	41.1
Females.....		689	690	1,038	1,070	1,040	1,062	859	817	919	903	974	959	381	35.6
Vehicles.....	320	33,741	35,851	40,068	46,268	49,935	53,934	49,585	51,119	49,768	46,043	47,181	49,581	20,193	37.4
Males.....		32,574	34,654	38,753	44,625	48,034	51,915	47,386	48,910	47,638	34,254	45,391	47,648	19,341	37.3
Females.....		1,167	1,197	1,315	1,643	1,901	2,019	2,199	2,209	2,130	1,789	1,790	1,933	1,042	47.2
Airplanes and parts.....	3	518	515	524	562	644	731	879	998	1,097	1,084	1,092	1,080	582	53.1
Males.....		512	510	519	556	637	774	865	980	1,078	1,058	1,059	1,041	568	52.7
Females.....		6	5	5	6	7	7	14	18	19	26	33	39	34	(1)
Automobiles and parts.....	188	27,268	28,313	32,393	38,705	42,330	45,696	41,526	42,296	40,282	36,032	36,518	38,536	18,428	40.3
Males.....		26,157	27,209	31,167	37,166	40,537	43,782	39,441	40,209	38,273	34,379	34,870	36,762	17,625	40.3
Females.....		1,111	1,104	1,226	1,539	1,793	1,914	2,085	2,087	2,009	1,653	1,648	1,774	983	47.1
Bicycles, motor cycles, and parts.....	6	256	282	268	287	309	290	271	276	325	361	384	412	156	37.9
Males.....		240	264	254	274	292	274	256	264	307	342	365	393	153	38.9
Females.....		16	18	14	13	17	16	15	12	18	19	19	19	7	(1)
Carriages and sleds, children's.....	5	348	980	1,080	1,020	1,013	1,049	1,080	1,147	1,196	1,364	1,375	1,325	1,027	74.7
Males.....		330	927	977	960	955	993	1,021	1,079	1,135	1,294	1,305	1,246	975	74.7
Females.....		18	53	53	60	58	56	59	68	61	70	70	79	61	(1)
Carriages, wagons, and materials.....	84	1,561	1,705	1,811	1,867	2,112	2,395	2,520	2,545	2,416	2,542	2,648	2,821	1,260	44.7
Males.....		1,546	1,689	1,795	1,843	2,087	2,370	2,495	2,522	2,394	2,522	2,629	2,800	1,254	44.8
Females.....		15	16	16	24	25	25	25	23	22	20	19	21	10	(1)
Cars, steam and street railroad, not including operations of railroad companies.....	16	2,683	2,737	2,633	2,506	2,451	2,650	2,334	2,463	2,676	2,590	2,647	2,943	609	20.7
Males.....		2,683	2,737	2,633	2,506	2,451	2,650	2,334	2,463	2,676	2,590	2,647	2,943	609	20.7
Ship and boat building.....	16	1,046	1,247	1,334	1,240	996	991	896	1,323	1,716	2,004	2,446	2,393	1,550	63.4
Males.....		1,046	1,247	1,334	1,240	996	991	896	1,323	1,716	2,004	2,446	2,393	1,550	63.4
Vehicles, n. o. c.....	2	61	72	75	81	80	82	79	71	60	66	71	71	22	(1)
Males.....		60	71	74	80	79	81	78	70	59	65	70	70	22	(1)
Females.....		1	1	1	1	1	1	1	1	1	1	1	1	0	(1)
Miscellaneous manufactures.....	700	29,872	31,411	32,979	34,998	37,858	40,206	40,757	40,916	41,021	40,669	41,519	41,393	11,647	28.1
Males.....		24,534	25,610	26,796	28,390	30,553	30,551	33,060	33,203	33,298	32,916	33,372	33,393	8,859	26.5
Females.....		5,338	5,801	6,183	6,608	7,305	7,675	7,707	7,713	7,723	7,753	8,147	8,000	2,809	34.5
Agricultural implements.....	36	2,189	2,540	2,788	2,967	3,091	3,024	3,220	3,332	3,311	3,345	3,517	2,751	1,562	41.6
Males.....		2,167	2,513	2,761	2,940	3,065	3,001	3,195	3,303	3,282	3,312	3,483	3,716	1,549	41.7
Females.....		22	27	27	27	26	23	25	29	29	33	34	35	13	(1)
Belting and hose, woven and rubber.....	4	72	78	93	98	106	97	98	89	79	75	135	126	63	46.7
Males.....		30	32	33	41	42	31	34	31	29	28	66	56	38	(1)
Females.....		42	46	60	57	64	66	64	58	45	47	69	70	28	(1)
Brooms and mops.....	26	230	228	242	257	244	232	201	213	212	235	247	243	56	21.8
Males.....		196	195	209	219	210	202	175	183	180	200	212	208	44	20.1
Females.....		34	33	33	38	34	30	26	30	32	35	35	35	12	(1)

1 Not computed owing to small number represented.

TABLE A.—Fluctuation in employment in industries other than mining and quarrying in Ohio, 1914 to 1929, by occupation group, industry, and sex—Continued

1922: WAGE EARNERS—Continued

Industry and sex	Number of establishments reporting	Number employed on the 15th of each month												Variation from maximum	
		January	February	March	April	May	June	July	August	September	October	November	December	Number	Per cent
Manufactures—Continued.															
Miscellaneous manufactures—Continued.															
Brushes.....	13	457	440	483	507	491	480	490	476	506	573	579	598	158	26.4
Males.....		369	341	377	400	385	376	377	355	373	424	437	446	105	23.5
Females.....		88	99	106	107	106	104	113	121	133	149	142	152	64	42.1
Buttons.....	4	132	136	144	120	113	111	97	97	99	93	102	116	51	35.4
Males.....		125	129	138	114	108	103	88	89	93	87	96	109	51	37.0
Females.....		7	7	6	6	5	8	9	8	6	6	6	7	4	(1)
Coke.....	6	657	818	797	795	1,045	992	891	846	1,008	1,123	1,369	1,421	764	53.8
Males.....		656	817	796	794	1,044	991	890	845	1,002	1,122	1,368	1,420	764	53.8
Females.....		1	1	1	1	1	1	1	1	1	1	1	1		
Dairymen's, poulterers', and apiarists' supplies.....	5	328	363	410	429	402	412	426	394	408	443	465	461	137	29.5
Males.....		293	329	374	386	357	365	378	358	380	414	437	433	144	33.0
Females.....		35	34	36	43	45	47	48	36	28	29	28	28	20	(1)
Dentists' supplies.....	11	360	364	385	406	433	459	454	471	481	418	375	365	117	24.3
Males.....		235	232	249	267	296	322	326	336	334	283	243	235	104	31.0
Females.....		134	132	136	139	137	137	128	135	147	135	132	130	19	12.9
Electrical machinery, apparatus, and supplies.....	138	12,577	12,916	13,665	14,461	15,865	17,107	17,248	17,646	17,645	17,627	18,078	18,024	5,501	30.4
Males.....		10,473	10,639	11,103	11,682	12,664	13,694	13,735	14,027	14,104	14,137	14,391	14,357	3,918	27.2
Females.....		2,104	2,277	2,565	2,779	3,201	3,413	3,513	3,619	3,541	3,490	3,687	3,667	1,583	42.9
Enameling and japanning.....	10	314	303	349	373	362	484	469	396	403	439	502	513	210	40.9
Males.....		287	270	279	281	270	365	358	297	316	344	391	404	177	43.8
Females.....		76	76	79	92	92	119	111	99	87	95	111	109	43	36.1
Fancy articles.....	5	216	201	213	224	224	235	262	312	286	355	365	342	185	47.0
Males.....		142	129	137	152	153	162	166	178	195	186	193	190	66	33.8
Females.....		74	72	76	72	71	73	96	134	191	169	172	152	120	62.8
Fire extinguishers, chemical.....	4	302	298	288	273	283	259	252	225	252	251	256	262	77	25.5
Males.....		291	286	278	262	272	249	242	224	242	244	250	256	67	23.0
Females.....		11	12	10	11	11	10	10	1	10	7	6	6	11	(1)
Fireworks.....	3	83	89	96	84	105	130	69	91	83	87	94	97	61	46.9
Males.....		36	38	40	42	47	66	33	41	37	38	36	37	33	(1)
Females.....		47	51	56	42	58	64	36	50	46	49	58	60	28	(1)
Foundry supplies.....	8	86	103	99	121	162	147	164	169	158	156	163	166	83	49.1
Males.....		83	101	96	118	161	144	161	166	155	153	160	163	83	50.0
Females.....		3	2	3	3	1	3	3	3	3	3	3	3	2	(1)

PART 2.—GENERAL TABLE

Fur goods.....	9	89	82	76	81	83	87	98	106	106	118	128	121	52	40.6
Males.....		54	50	48	47	52	54	56	56	55	63	69	67	22	(1)
Females.....		35	32	28	34	31	33	42	50	51	55	59	54	28	(1)
Hair work.....	6	96	96	99	98	98	100	108	106	112	104	106	103	16	14.3
Males.....		54	52	51	50	47	48	50	50	56	52	54	53	8	(1)
Females.....		42	44	48	48	51	52	58	56	56	52	52	50	16	(1)
Hand stamps, stencils, and brands.....	8	157	157	165	165	177	169	179	187	209	217	243	257	100	38.9
Males.....		117	117	120	112	124	118	122	119	120	117	130	134	22	16.4
Females.....		40	40	45	53	53	51	57	68	89	100	113	123	83	67.5
Ice, manufactured.....	104	1,530	1,562	1,699	2,229	2,664	3,503	3,772	3,563	3,399	2,496	1,851	1,645	2,242	59.4
Males.....		1,524	1,555	1,692	2,222	2,657	3,495	3,764	3,556	3,392	2,479	1,846	1,640	2,240	59.5
Females.....		6	7	7	7	7	8	8	7	7	7	5	5	3	(1)
Instruments, professional and scientific.....	14	244	251	265	265	251	280	293	313	297	292	326	348	104	29.9
Males.....		189	194	203	201	198	212	225	247	235	225	241	250	61	24.4
Females.....		55	57	62	64	53	78	68	66	62	67	85	98	45	(1)
Models and patterns, other than paper.....	78	561	545	574	621	691	747	757	756	740	696	707	792	247	31.2
Males.....		554	538	567	614	683	738	748	748	730	676	696	781	243	31.1
Females.....		7	7	7	7	8	9	9	8	10	10	11	11	4	(1)
Musical instruments and materials, other than pianos and organs.....	11	683	656	730	747	881	869	864	844	916	1,074	1,194	1,181	538	45.1
Males.....		596	570	609	634	677	668	679	671	703	838	961	946	376	39.7
Females.....		87	86	121	113	204	201	185	173	213	236	263	235	177	67.3
Optical goods.....	35	292	291	285	267	271	279	284	284	292	291	291	291	25	8.6
Males.....		274	273	267	245	249	256	263	262	265	271	270	270	29	10.6
Females.....		18	18	18	22	22	23	21	22	19	21	21	21	5	(1)
Pens, fountain, stylographic, and gold.....	3	359	363	210	321	312	334	318	424	429	456	459	241	249	54.2
Males.....		179	184	124	173	177	178	154	222	218	240	237	125	116	48.3
Females.....		180	179	86	148	135	166	164	202	211	216	222	116	136	61.3
Photographic apparatus and materials.....	7	157	176	175	177	197	182	184	120	133	142	151	157	77	39.1
Males.....		64	64	63	59	61	56	60	52	59	61	68	65	16	(1)
Females.....		93	112	112	118	136	126	124	68	74	81	83	92	55	40.4
Pianos, organs, and materials.....	15	1,271	1,313	1,392	1,437	1,447	1,442	1,469	1,557	1,589	1,668	1,694	1,662	423	25.0
Males.....		1,138	1,184	1,247	1,295	1,297	1,302	1,327	1,394	1,430	1,497	1,519	1,496	381	25.1
Females.....		133	129	145	142	150	140	142	163	159	171	175	166	46	26.3
Roofing materials.....	8	943	987	987	867	874	881	891	908	888	927	926	936	120	12.2
Males.....		926	973	973	853	857	865	875	890	871	908	908	920	120	12.3
Females.....		17	14	14	14	17	16	16	18	17	19	18	16	5	(1)
Signs and advertising novelties.....	40	1,050	1,110	1,142	1,239	1,415	1,426	1,443	1,380	1,347	1,338	1,361	1,360	393	27.2
Males.....		720	758	788	852	938	935	957	952	928	948	943	943	237	24.8
Females.....		330	352	354	387	477	491	486	428	422	410	413	417	161	32.8
Soda-water apparatus.....	3	110	112	92	96	117	116	90	82	90	92	103	108	35	29.9
Males.....		110	112	92	96	117	116	90	82	90	92	103	108	35	29.9
Sporting and athletic goods.....	9	1,211	1,389	1,393	1,495	1,584	1,543	1,540	1,446	1,406	1,359	1,394	1,443	373	23.5
Males.....		744	845	861	923	988	977	988	955	939	926	944	975	244	24.7
Females.....		467	544	532	572	596	566	552	491	467	433	450	468	163	27.3
Surgical appliances and artificial limbs.....	6	126	127	125	123	125	127	128	131	132	130	136	134	13	9.6
Males.....		53	55	55	54	57	57	57	57	57	57	60	59	7	(1)
Females.....		73	72	70	69	68	71	71	74	75	73	76	75	7	(1)
Toys and games.....	26	1,475	1,681	1,776	1,881	1,941	2,045	2,033	2,046	2,042	2,136	2,192	2,148	717	32.7
Males.....		771	889	920	956	969	989	1,005	1,022	1,030	1,087	1,057	1,032	316	29.1
Females.....		704	792	856	925	972	1,056	1,028	1,024	1,012	1,049	1,135	1,116	431	38.0

¹ Not computed owing to small number represented.

TABLE A.—Fluctuation in employment in industries other than mining and quarrying in Ohio, 1914 to 1929, by occupation group, industry, and sex—Continued

1922: WAGE EARNERS—Continued

Industry and sex	Number of establishments reporting	Number employed on the 15th of each month												Variation from maximum	
		January	February	March	April	May	June	July	August	September	October	November	December	Number	Per cent
Manufactures—Continued.															
Miscellaneous manufactures—Continued.															
Umbrellas and canes.....	6	169	189	189	193	186	190	194	206	226	256	243	235	87	34.0
Males.....		66	70	71	74	74	67	69	75	85	88	92	88	26	(1)
Females.....		103	119	118	119	112	123	125	131	141	168	151	147	65	38.7
Washing machines and clothes wringers.....	14	349	374	412	433	445	472	487	433	433	440	469	487	138	28.3
Males.....		335	356	387	414	430	455	470	421	423	431	459	475	140	29.5
Females.....		14	18	25	19	15	17	17	12	10	9	10	12	16	(1)
Window shades and fixtures.....	4	140	137	154	156	158	169	156	157	169	163	165	164	32	18.9
Males.....		103	97	101	108	112	123	116	114	122	120	122	121	26	21.1
Females.....		37	40	53	48	46	46	40	43	47	43	43	43	16	(1)
Miscellaneous manufactures, n. o. c.....	21	848	936	984	992	1,015	1,066	1,128	1,110	1,053	1,073	1,133	1,095	285	25.2
Males.....		629	666	696	710	715	752	817	825	771	788	855	815	226	26.4
Females.....		219	270	288	282	300	314	311	285	282	285	278	280	95	30.3
Service.															
Males.....	3,032	44,965	45,137	46,118	47,237	48,229	49,845	50,219	50,449	51,790	50,975	50,213	49,768	6,825	13.2
Females.....		26,652	26,814	27,457	28,580	29,242	30,111	30,744	31,000	32,059	31,071	30,319	29,638	5,407	16.9
Advertising.....	40	18,313	18,323	18,661	18,657	18,987	19,734	19,475	19,449	19,731	19,904	19,894	20,130	1,817	9.0
Males.....		497	443	464	529	519	532	543	512	519	506	487	487	100	18.4
Females.....		485	427	449	509	493	511	517	496	492	479	451	460	90	17.4
Banks.....	385	12	16	15	20	26	21	26	26	27	27	29	27	17	(1)
Males.....		908	914	907	903	897	891	899	906	879	866	869	935	69	7.4
Females.....		633	639	631	629	624	626	632	637	624	627	629	627	33	5.0
Barbers and hair dressers.....	30	275	275	276	274	273	265	267	269	255	239	240	278	39	14.0
Males.....		287	285	289	294	289	304	297	290	281	283	286	284	23	7.6
Females.....		210	209	211	213	211	222	221	216	210	210	209	212	13	5.9
Bowling alleys and parks.....	71	77	76	78	81	78	82	76	74	71	73	77	72	11	(1)
Males.....		488	516	603	900	1,048	1,467	1,492	1,469	1,359	766	640	598	1,004	67.3
Females.....		468	491	580	857	942	1,205	1,268	1,250	1,217	689	571	580	800	63.1
Garages.....	711	20	25	23	43	106	262	224	219	142	77	69	48	242	92.4
Males.....		5,385	5,468	5,614	5,852	6,063	6,399	6,592	6,661	6,675	6,474	6,377	6,356	1,290	19.3
Females.....		5,360	5,443	5,589	5,830	6,040	6,376	6,568	6,638	6,645	6,444	6,338	6,315	1,285	19.3
Hospitals.....	96	25	25	22	23	23	23	24	23	30	30	39	41	19	(1)
Males.....		4,219	4,236	4,284	4,333	4,304	4,347	4,443	4,451	4,390	4,356	4,370	4,385	232	5.2
Females.....		1,040	1,060	1,071	1,079	1,057	1,056	1,056	1,071	1,071	1,071	1,078	1,078	56	5.1
Females.....		3,179	3,176	3,213	3,243	3,225	3,290	3,387	3,355	3,319	3,285	3,290	3,307	211	6.2

Hotels.....	303	9,392	9,412	9,634	9,826	10,079	10,724	11,577	11,847	11,430	11,319	10,892	10,598	2,455	20.7
Males.....		5,539	5,499	5,616	5,891	6,080	6,372	7,136	7,411	7,300	7,168	6,781	6,414	1,912	25.8
Females.....		3,853	3,913	4,018	3,935	3,999	4,352	4,441	4,436	4,130	4,161	4,111	4,184	588	13.2
Laundries and dry cleaners.....	287	6,580	6,664	6,959	7,070	7,085	7,275	7,257	7,243	7,422	7,477	7,478	7,551	971	12.9
Males.....		2,479	2,523	2,609	2,731	2,713	2,788	2,746	2,729	2,793	2,848	2,796	2,780	369	13.0
Females.....		4,101	4,141	4,350	4,339	4,372	4,517	4,511	4,514	4,629	4,629	4,682	4,771	670	14.0
Office buildings, including window cleaning.....	239	3,363	3,401	3,444	3,331	3,335	3,341	3,373	3,328	3,335	3,325	3,367	3,367	119	3.5
Males.....		2,083	2,130	2,159	2,052	2,055	2,042	2,054	2,025	2,041	2,028	2,049	2,064	134	6.2
Females.....		1,280	1,271	1,285	1,279	1,280	1,299	1,319	1,303	1,294	1,297	1,318	1,303	48	3.6
Photographers.....	18	165	161	180	174	180	188	186	184	187	171	173	194	33	17.0
Males.....		114	111	113	117	118	117	120	118	117	112	115	114	9	7.5
Females.....		51	50	55	57	62	71	66	66	70	59	58	80	30	(¹)
Professional.....	29	78	78	95	106	119	140	170	164	165	173	174	118	96	55.2
Males.....		70	68	85	97	109	129	156	152	154	163	164	108	96	58.5
Females.....		8	10	10	9	10	11	14	12	11	10	10	10	10	(¹)
Restaurants.....	421	6,842	6,819	6,924	7,148	7,756	7,987	8,206	8,363	8,801	8,426	8,262	8,102	1,982	22.5
Males.....		3,485	3,498	3,615	3,780	4,190	4,313	4,545	4,664	5,003	4,607	4,518	4,338	1,518	30.3
Females.....		3,357	3,321	3,309	3,368	3,566	3,674	3,661	3,699	3,798	3,819	3,744	3,764	510	13.4
Schools and colleges.....	66	2,619	2,564	2,570	2,568	2,570	2,447	1,574	1,499	2,445	2,742	2,709	2,690	1,243	45.3
Males.....		1,623	1,622	1,640	1,631	1,633	1,554	1,013	1,008	1,555	1,633	1,587	1,563	687	38.8
Females.....		996	942	930	937	937	893	561	496	890	1,109	1,122	1,127	631	56.0
Social agencies.....	51	650	655	662	681	697	678	705	677	699	721	734	743	93	12.5
Males.....		297	303	316	335	343	331	355	326	334	339	342	342	58	16.3
Females.....		353	352	346	346	354	347	350	351	365	382	392	401	55	13.7
Theaters.....	161	2,695	2,719	2,666	2,576	2,214	1,967	1,815	1,911	2,285	2,526	2,557	2,609	904	33.2
Males.....		2,008	2,028	1,977	1,912	1,579	1,380	1,307	1,346	1,626	1,856	1,882	1,980	721	35.6
Females.....		687	691	689	664	635	587	508	565	659	670	675	679	183	26.5
Undertakers.....	44	180	186	190	187	181	185	179	182	184	177	184	187	13	6.8
Males.....		173	179	183	180	174	178	172	175	177	170	177	180	13	7.1
Females.....		7	7	7	7	7	7	7	7	7	7	7	7	0	0.0
Service, n. o. c.....	80	617	616	645	759	893	973	911	762	734	667	661	564	409	42.0
Males.....		585	584	613	726	859	940	878	728	700	637	630	533	407	43.3
Females.....		32	32	32	33	34	33	33	34	34	30	31	31	4	(¹)
Trade, retail and wholesale.....	6,067	45,297	44,695	45,307	46,726	47,591	48,500	48,780	48,518	49,155	50,335	51,802	53,663	8,988	16.7
Males.....		36,955	36,953	36,937	37,975	38,998	39,784	40,252	40,141	40,439	41,128	42,021	43,057	6,418	14.9
Females.....		8,342	8,056	8,354	8,751	8,593	8,716	8,528	8,377	8,716	9,207	9,781	10,606	2,560	24.0
Offices.....	713	2,650	2,619	2,688	2,751	2,764	2,777	2,822	2,828	2,825	2,841	2,870	2,818	251	8.7
Males.....		2,460	2,436	2,484	2,525	2,558	2,563	2,602	2,613	2,604	2,635	2,641	2,576	205	7.8
Females.....		190	183	204	230	206	214	220	215	221	206	229	242	59	24.4
Retail delivery, milk, ice, water.....	64	925	974	937	969	1,012	1,087	1,166	1,146	1,132	1,071	1,022	998	241	20.7
Males.....		921	970	933	965	1,008	1,083	1,162	1,142	1,128	1,067	1,018	995	241	20.7
Females.....		4	4	4	4	4	4	4	4	4	4	4	3	1	(¹)
Stores, retail and wholesale.....	4,526	36,049	35,349	35,967	37,180	37,651	38,049	38,016	38,051	38,744	39,756	41,007	42,759	7,410	17.3
Males.....		28,213	27,766	28,094	28,924	29,576	29,865	30,056	30,227	30,558	31,073	31,778	32,718	4,952	15.1
Females.....		7,836	7,583	7,873	8,256	8,075	8,184	7,960	7,824	8,186	8,683	9,229	10,041	2,458	24.5
Yards, lumber, coal, and scrap.....	764	5,673	5,763	5,715	5,822	6,164	6,587	6,776	6,493	6,454	6,667	6,903	7,088	1,415	20.0
Males.....		5,361	5,467	5,442	5,561	5,856	6,273	6,432	6,159	6,149	6,353	6,584	6,768	1,407	20.8
Females.....		312	296	273	261	308	314	344	334	305	314	319	320	83	24.1

¹ Not computed owing to small number represented.

TABLE A.—Fluctuation in employment in industries other than mining and quarrying in Ohio, 1914 to 1929, by occupation group, industry, and sex—Continued

1922: WAGE EARNERS—Continued

Industry and sex	Number of establishments reporting	Number employed on the 15th of each month												Variation from maximum	
		January	February	March	April	May	June	July	August	September	October	November	December	Number	Per cent
Transportation and public utilities	1,071	46,538	46,899	46,764	47,932	50,001	52,181	54,614	55,420	55,600	54,156	54,129	53,363	8,962	16.1
Males.....		35,751	36,215	36,085	37,417	39,421	41,223	43,400	44,408	44,437	43,153	42,985	42,274	8,686	19.5
Females.....		10,787	10,684	10,679	10,515	10,630	10,958	11,214	11,017	11,063	11,003	11,144	11,089	699	6.2
Drayage and storage, including livery stables and teaming	320	2,091	3,017	2,986	3,052	3,110	3,265	3,267	3,287	3,552	3,581	3,587	3,637	1,546	42.5
Males.....		2,064	2,996	2,967	3,035	3,094	3,247	3,241	3,263	3,529	3,560	3,554	3,603	1,539	42.7
Females.....		27	21	19	17	16	18	26	24	23	21	33	34	18	(1)
Electric light and power	114	5,254	5,169	5,164	5,286	5,513	5,559	5,880	6,228	6,507	6,340	6,722	6,795	1,631	24.0
Males.....		5,220	5,132	5,128	5,251	5,477	5,520	5,840	6,189	6,470	6,305	6,686	6,759	1,631	24.1
Females.....		34	37	36	35	36	39	40	39	37	35	36	36	7	(1)
Electric railroads	56	15,389	15,274	15,416	15,960	16,585	17,155	17,404	17,439	17,449	17,030	16,800	16,377	2,175	12.5
Males.....		15,267	15,153	15,294	15,837	16,462	17,020	17,267	17,304	17,314	16,901	16,670	16,247	2,161	12.5
Females.....		122	121	122	123	123	135	137	135	135	129	130	130	16	11.7
Natural gas	69	3,225	3,046	3,123	3,467	3,938	4,574	5,508	5,712	5,138	4,530	4,248	4,320	2,666	46.7
Males.....		3,189	3,010	3,088	3,431	3,908	4,540	5,476	5,683	5,105	4,498	4,216	4,290	2,673	47.0
Females.....		36	36	35	36	30	34	32	29	33	32	32	30	7	(1)
Pipe lines (petroleum)	12	1,453	1,382	1,289	1,387	1,547	1,542	1,628	1,824	1,840	1,702	1,728	1,710	551	29.9
Males.....		1,453	1,382	1,289	1,387	1,547	1,542	1,628	1,824	1,840	1,702	1,728	1,710	551	29.9
Steam railroads	8	178	177	177	215	293	323	321	337	340	361	346	337	184	51.0
Males.....		178	177	177	215	293	323	321	337	340	361	346	337	184	51.0
Stockyards	15	210	201	211	209	209	212	210	217	214	217	220	223	22	9.9
Males.....		210	201	211	209	209	212	210	217	214	217	220	223	22	9.9
Taxicab service	24	445	439	451	448	466	490	507	521	531	522	545	546	107	19.6
Males.....		445	439	451	448	466	490	507	521	531	522	545	546	107	19.6
Telegraph and telephone, including messenger service	405	17,175	17,004	16,761	16,802	17,073	17,633	18,240	18,109	18,097	18,054	18,136	18,064	1,479	8.1
Males.....		6,610	6,538	6,299	6,501	6,650	6,903	7,263	7,321	7,264	7,270	7,225	7,208	1,022	14.0
Females.....		10,565	10,466	10,462	10,301	10,423	10,730	10,977	10,788	10,833	10,784	10,911	10,856	676	6.2
Transportation by water, including stevedoring	21	890	938	957	893	1,087	1,187	1,418	1,511	1,555	1,544	1,502	1,065	665	42.8
Males.....		887	935	952	890	1,085	1,185	1,416	1,509	1,553	1,542	1,500	1,092	666	42.9
Females.....		3	3	5	3	2	2	2	2	2	2	2	3	3	(1)
Waterworks	19	147	144	152	148	167	185	175	164	175	174	180	166	41	22.2
Males.....		147	144	152	148	167	185	175	164	175	174	180	166	41	22.2
Transportation and public utilities, n. o. c.	8	81	108	77	65	63	56	56	71	102	101	115	93	59	51.3
Males.....		81	108	77	65	63	56	56	71	102	101	115	93	59	51.3

1922: BOOKKEEPERS, STENOGRAPHERS, AND OFFICE CLERKS

ALL INDUSTRIES	24, 124	107, 119	107, 584	108, 357	109, 360	110, 577	112, 479	113, 811	114, 418	115, 010	115, 284	116, 096	119, 302	12, 183	10.2
Males		54, 183	54, 407	54, 784	55, 240	56, 000	57, 247	58, 182	58, 534	58, 750	58, 777	59, 157	59, 411	5, 228	8.8
Females		52, 936	53, 177	53, 573	54, 120	54, 577	55, 232	55, 659	55, 884	56, 260	56, 507	56, 939	67, 891	4, 955	8.6
Agriculture	519	189	210	240	259	253	216	188	201	220	203	199	202	71	27.4
Males		59	56	50	60	57	58	55	58	61	61	61	60	14	(1)
Females		130	154	181	199	196	158	133	143	151	142	138	142	59	34.7
Florists, fruit growers, and nurserymen	166	164	185	215	232	225	185	159	171	181	175	169	173	73	31.5
Males		49	46	49	50	47	47	43	46	47	50	50	49	7	(1)
Females		115	139	166	182	178	138	116	125	134	125	119	124	67	36.8
Agriculture, n. o. c.	353	28	25	25	27	28	31	29	30	39	39	30	29	14	(1)
Males		10	10	10	10	10	11	12	12	22	11	11	11	12	(1)
Females		15	15	15	17	18	20	17	18	17	17	19	18	5	(1)
Construction	5, 005	2, 669	2, 676	2, 691	2, 754	2, 855	2, 933	3, 004	3, 057	3, 067	3, 075	3, 090	3, 085	421	13.6
Males		1, 507	1, 504	1, 506	1, 547	1, 611	1, 676	1, 745	1, 793	1, 796	1, 800	1, 808	1, 799	304	16.8
Females		1, 162	1, 172	1, 185	1, 207	1, 244	1, 257	1, 259	1, 274	1, 271	1, 275	1, 282	1, 286	124	9.6
Brick, stone, and cement work	507	155	154	157	160	163	174	175	182	179	181	182	186	32	17.2
Males		95	93	96	97	105	112	112	118	117	116	118	119	26	21.8
Females		60	61	61	63	63	62	63	64	62	65	64	67	7	(1)
Electrical contracting	228	242	241	239	244	248	253	258	263	259	267	271	272	33	12.1
Males		94	95	94	99	98	100	105	107	102	107	108	105	14	13.0
Females		148	146	145	145	150	153	153	156	157	160	163	167	22	13.2
Erecting or installing machinery	49	83	81	79	82	77	81	83	83	82	85	86	86	9	(1)
Males		60	57	56	57	53	58	60	59	62	62	62	62	9	(1)
Females		23	24	23	25	24	23	23	24	23	23	24	24	2	(1)
General contracting	1, 798	829	835	850	874	918	953	1, 001	1, 032	1, 045	1, 055	1, 051	1, 042	226	21.4
Males		493	493	497	507	540	566	608	638	656	657	651	645	164	25.0
Females		336	342	353	367	378	387	394	394	389	398	400	397	64	16.0
Oil, gas, and water, drilling or producing	484	256	259	265	267	264	268	267	266	267	268	268	266	52	16.9
Males		191	193	199	201	217	221	220	229	230	227	242	240	51	21.1
Females		65	66	66	66	67	67	67	67	67	66	66	66	2	(1)
Painting and decorating	325	95	98	101	101	102	100	102	101	103	105	105	104	10	9.5
Males		30	31	31	32	32	32	34	33	33	34	33	34	4	(1)
Females		65	67	70	69	70	68	68	70	71	72	70	70	7	(1)
Plumbing and steam fitting	371	412	413	410	408	410	408	408	407	410	414	419	420	13	3.1
Males		190	192	192	192	189	191	195	192	192	197	203	202	14	6.9
Females		222	221	218	216	221	217	213	215	218	217	216	218	9	4.1
Sand and gravel excavating	79	45	47	47	49	51	53	54	57	56	55	54	51	12	(1)
Males		33	34	34	36	36	37	38	40	40	39	38	35	7	(1)
Females		12	13	13	13	15	16	16	17	16	16	16	16	5	(1)
Sheet-metal work and roofing	282	212	208	200	203	206	216	214	213	212	211	218	224	24	10.7
Males		116	112	104	105	106	113	113	112	107	107	111	115	12	10.3
Females		96	96	96	98	100	103	101	101	105	104	107	109	13	11.9
Street, road, and sewer contracting	705	277	275	278	304	326	343	354	356	354	354	326	324	81	22.8
Males		179	175	176	191	203	213	217	223	229	222	209	200	54	23.6
Females		98	100	102	113	123	127	126	131	127	119	117	115	33	25.2

¹ Not computed owing to small number represented.

TABLE A.—*Fluctuation in employment in industries other than mining and quarrying in Ohio, 1914 to 1929, by occupation group, industry, and sex—Continued*

1922: BOOKKEEPERS, STENOGRAPHERS, AND OFFICE CLERKS—Continued

Industry and sex	Number of establishments reporting	Number employed on the 15th of each month												Variation from maximum		
		January	February	March	April	May	June	July	August	September	October	November	December	Number	Per cent	
Construction—Continued.																
Construction, n. o. c.	177	63	65	65	62	65	67	69	69	68	68	70	70	8	(1)	
Males		26	29	29	30	32	33	33	31	31	32	33	33	7	(1)	
Females		37	36	36	32	33	34	36	38	37	36	37	37	6	(1)	
Fisheries	27	42	44	49	50	53	52	50	49	51	49	50	50	11	(1)	
Males		23	25	28	27	28	29	28	28	29	28	28	28	6	(1)	
Females		19	19	21	23	25	23	22	21	22	21	22	22	6	(1)	
Manufactures	8,403	54,650	54,807	55,101	55,586	56,421	57,690	58,391	58,848	59,292	59,596	59,957	60,256	5,606	9.3	
Males		31,128	31,175	31,297	31,569	32,099	32,963	33,459	33,792	33,973	34,132	34,380	34,447	3,319	9.6	
Females		23,522	23,632	23,804	24,017	24,322	24,727	24,932	25,056	25,319	25,464	25,577	25,809	2,287	8.9	
Chemicals and allied products	373	3,528	3,532	3,587	3,606	3,657	3,758	3,771	3,701	3,685	3,684	3,725	3,728	243	6.4	
Males		1,733	1,727	1,728	1,735	1,745	1,770	1,785	1,784	1,799	1,813	1,820	1,822	95	5.2	
Females		1,795	1,805	1,859	1,871	1,912	1,988	1,986	1,917	1,886	1,871	1,905	1,906	193	9.7	
Blackening, cleansing, and polishing preparations	18	65	69	72	74	74	74	78	76	78	78	78	77	13	(1)	
Males		24	28	29	28	28	28	30	28	31	31	32	30	8	(1)	
Females		41	41	43	46	46	46	48	48	47	47	46	47	7	(1)	
Chemicals, acids, and wood distillation	61	536	536	546	550	561	572	582	571	577	585	590	591	55	9.3	
Males		329	329	331	336	343	348	357	347	347	352	353	355	28	7.8	
Females		207	207	215	214	218	224	225	224	230	233	237	236	30	12.7	
Fertilizers, tankage	27	105	104	108	106	104	103	102	104	108	105	103	102	6	5.6	
Males		71	70	73	69	67	67	66	67	69	68	66	65	8	(1)	
Females		34	34	35	37	37	36	36	37	39	37	37	37	5	(1)	
Ink, printing and writing	13	91	92	95	95	93	90	87	86	90	94	94	96	10	(1)	
Males		43	44	44	44	43	40	40	40	40	41	40	42	4	(1)	
Females		48	48	51	51	50	50	47	46	50	53	54	54	8	(1)	
Oil, linseed, lubricating, and cottonseed, and oil cake	19	124	120	124	125	130	134	130	132	133	126	127	127	14	10.4	
Males		42	41	43	43	44	46	45	45	46	46	46	47	6	(1)	
Females		82	79	81	82	86	88	85	87	87	80	81	80	9	(1)	
Paint and varnish	88	1,186	1,177	1,186	1,214	1,269	1,349	1,347	1,299	1,269	1,256	1,289	1,289	172	12.8	
Males		516	519	515	526	537	548	547	549	559	561	566	565	51	9.0	
Females		670	658	671	688	727	801	800	750	710	695	717	724	143	17.9	

Patent medicines and drug compounds.....	51	441	463	481	474	466	461	456	435	434	433	451	446	48	10.0
Males.....		107	109	109	107	109	110	109	107	107	106	108	111	5	4.5
Females.....		334	354	372	367	357	351	347	328	327	327	343	335	45	12.1
Petroleum refining.....	28	333	326	323	321	315	326	323	322	325	332	334	333	19	5.7
Males.....		244	238	233	231	226	233	234	233	233	237	237	238	18	7.4
Females.....		89	88	90	90	89	93	89	89	92	95	97	95	9	()
Salt.....	7	60	60	59	61	63	63	63	63	63	62	62	62	4	()
Males.....		36	36	35	35	35	35	35	35	35	34	34	34	2	()
Females.....		24	24	24	26	28	28	28	28	28	28	28	28	4	()
Soap, candles, grease, and tallow.....	44	512	509	519	511	511	511	528	539	533	539	527	527	30	7.6
Males.....		287	280	285	284	281	283	290	301	299	303	303	299	23	5.9
Females.....		225	229	234	227	230	228	238	238	234	236	224	228	14	()
Chemicals, n. o. c.....	18	75	76	74	75	76	75	75	74	75	74	76	78	4	()
Males.....		41	43	41	42	42	42	42	42	42	42	40	41	5	()
Females.....		34	33	33	33	34	33	33	32	33	32	34	35	4	()
Food and kindred products.....	1,243	3,090	3,082	3,097	3,111	3,104	3,174	3,187	3,197	3,174	3,150	3,149	3,145	115	3.6
Males.....		1,309	1,309	1,315	1,316	1,285	1,329	1,310	1,329	1,325	1,314	1,327	1,326	44	3.5
Females.....		1,781	1,773	1,782	1,795	1,819	1,845	1,877	1,868	1,849	1,836	1,822	1,819	104	3.5
Bakery products.....	367	431	428	434	434	435	435	438	442	443	447	452	452	24	3.5
Males.....		137	135	140	140	138	138	138	138	136	140	142	143	8	3.5
Females.....		294	293	294	294	297	297	300	304	307	307	310	309	17	3.5
Canning and preserving.....	77	65	66	69	68	70	84	80	95	94	81	77	74	30	()
Males.....		21	21	22	21	22	30	26	35	34	27	25	23	14	()
Females.....		44	45	47	47	48	54	54	60	60	54	52	51	16	()
Coffee, spices, and peanuts, roasting and grinding.....	31	209	207	214	220	219	221	224	224	223	220	221	222	17	7.6
Males.....		77	73	73	74	75	73	78	78	77	74	75	74	5	()
Females.....		132	134	141	146	144	143	146	146	146	146	146	148	16	10.8
Confectionery.....	120	287	287	290	291	292	287	284	285	288	285	289	287	15	5.0
Males.....		93	94	94	95	94	91	92	94	93	94	97	97	11	()
Females.....		194	193	196	196	198	196	192	191	195	201	202	200	6	5.4
Cordials, sirups, and flavoring extracts.....	20	72	74	74	75	75	74	76	74	74	74	72	73	4	()
Males.....		21	21	21	21	20	20	20	19	18	18	18	18	3	()
Females.....		51	52	53	54	55	54	56	55	56	56	54	55	5	()
Dairy products and ice cream.....	222	903	908	904	918	955	990	1,021	1,014	980	944	923	920	118	11.6
Males.....		342	344	346	348	351	369	372	376	364	358	355	353	34	9.0
Females.....		561	559	558	570	604	621	649	638	616	586	568	567	91	14.0
Flour-mill and grist-mill products.....	239	415	407	404	411	413	404	404	406	406	406	406	407	13	3.1
Males.....		195	193	193	195	195	196	197	194	201	200	201	202	9	4.5
Females.....		220	214	211	216	217	207	208	208	205	206	205	205	15	6.8
Food preparations.....	24	108	110	111	107	106	110	109	112	114	112	116	119	13	10.9
Males.....		60	62	63	60	58	60	59	62	62	60	62	64	6	()
Females.....		48	48	48	47	48	50	50	50	52	53	54	55	8	()
Slaughtering and meat packing.....	125	528	530	528	521	473	492	486	485	489	489	498	500	57	10.8
Males.....		331	334	334	333	303	318	299	304	311	308	314	316	35	10.5
Females.....		197	196	194	188	170	187	187	181	178	181	184	184	27	13.7
Food and kindred products, n. o. c.....	18	72	70	69	66	66	68	65	64	64	62	65	61	9	()
Males.....		32	31	29	29	29	29	29	29	29	26	28	28	2	()
Females.....		40	39	40	37	37	39	36	35	35	36	37	33	12	()

¹ Not computed owing to small number represented.

TABLE A.—Fluctuation in employment in industries other than mining and quarrying in Ohio, 1914 to 1929, by occupation group, industry, and sex—Continued

1922: BOOKKEEPERS, STENOGRAPHERS, AND OFFICE CLERKS—Continued

Industry and sex	Number of establishments reporting	Number employed on the 15th of each month												Variation from maximum	
		January	February	March	April	May	June	July	August	September	October	November	December	Number	Per cent
Manufactures—Continued.															
Iron and steel.....	1,613	17,945	18,078	18,256	18,480	18,819	19,355	19,601	19,823	20,043	20,214	20,466	20,658	2,713	13.1
Males.....		12,057	12,069	12,225	12,374	12,500	12,978	13,186	13,277	13,468	13,556	13,771	13,811	1,754	12.7
Females.....		5,888	6,015	6,031	6,106	6,259	6,377	6,415	6,546	6,575	6,658	6,695	6,847	959	14.0
Blast-furnace products.....	31	240	236	238	236	245	259	265	265	268	263	279	280	44	15.7
Males.....		219	215	216	215	222	235	240	240	244	238	253	254	39	15.4
Females.....		21	21	22	21	23	24	25	25	24	25	26	26	5	(^c)
Boilers and tanks.....	39	206	205	210	215	223	230	233	242	243	242	247	254	49	19.3
Males.....		155	151	154	160	168	173	182	184	185	184	189	196	45	23.0
Females.....		51	54	56	55	55	57	56	58	58	58	58	58	7	(^c)
Bolts, nuts, washers, and rivets.....	26	282	260	263	265	269	281	290	297	300	310	313	317	57	18.0
Males.....		145	144	146	143	145	153	159	163	169	168	168	171	28	16.4
Females.....		117	116	117	122	124	128	131	134	140	142	145	146	30	20.5
Calculating machines.....	18	1,214	1,287	1,310	1,306	1,289	1,284	1,255	1,233	1,245	1,274	1,297	1,173	137	10.5
Males.....		608	627	633	680	634	640	649	612	641	647	651	520	143	21.6
Females.....		606	660	647	626	655	644	606	621	604	627	646	653	56	8.5
Cutlery and tools.....	71	259	261	262	263	270	273	284	293	296	290	303	301	44	14.5
Males.....		109	109	108	110	110	112	116	121	122	122	122	121	16	12.9
Females.....		150	152	154	153	160	161	168	172	174	175	181	180	31	17.1
Doors and shutters, iron and steel.....	6	66	69	69	70	70	72	68	68	68	68	68	70	4	(^c)
Males.....		40	42	40	41	41	42	40	38	39	39	39	41	4	(^c)
Females.....		26	27	29	29	29	30	28	30	29	29	29	29	4	(^c)
Forgings.....	33	281	284	287	290	292	307	328	344	344	358	369	373	92	24.7
Males.....		177	179	180	182	185	195	209	216	216	226	231	233	56	24.0
Females.....		104	105	107	108	107	112	119	128	128	132	138	140	36	25.7
Foundry and machine-shop products.....	1,079	8,564	8,583	8,583	8,670	8,873	9,202	9,331	9,518	9,629	9,640	9,701	9,890	1,344	13.6
Males.....		5,774	5,737	5,776	5,840	5,969	6,204	6,261	6,420	6,503	6,491	6,602	6,691	954	14.3
Females.....		2,790	2,818	2,807	2,830	2,904	2,998	3,070	3,098	3,126	3,149	3,139	3,206	418	13.0
Gas engines and tractors.....	25	256	254	254	264	270	282	253	224	235	232	235	231	58	20.6
Males.....		172	172	169	178	179	191	170	145	159	159	160	157	46	24.1
Females.....		84	82	85	88	91	91	83	79	73	73	75	74	18	(^c)
Nails and spikes, cut, wrought, and wire.....	6	70	68	69	71	72	71	73	73	73	73	73	71	6	(^c)
Males.....		52	51	52	54	54	53	53	53	53	54	54	52	3	(^c)
Females.....		18	17	17	17	18	18	20	21	20	19	19	19	4	(^c)
Pumps and windmills.....	28	286	291	302	303	310	321	324	327	329	329	335	344	58	16.9
Males.....		186	192	201	201	208	216	218	218	220	221	225	228	42	18.4
Females.....		100	99	101	102	102	105	106	109	109	108	110	116	17	14.7

Safes and vaults.....	11	298	302	313	312	311	308	310	302	298	308	316	324	31	9.6
Males.....		160	160	159	163	162	162	165	156	163	165	170	175	19	10.9
Females.....		138	142	154	149	149	146	145	146	130	143	146	149	24	15.6
Scales and balances.....	3	193	200	207	206	203	208	207	206	206	210	211	214	21	9.3
Males.....		105	112	115	113	111	115	115	116	116	117	116	113	13	11.0
Females.....		88	88	92	93	92	93	92	90	90	93	95	96	8	(1)
Sewing machines, cases, and attachments.....	4	192	194	193	191	202	203	197	198	210	198	198	211	20	9.5
Males.....		105	106	103	105	105	107	108	107	113	111	111	112	10	8.8
Females.....		87	88	90	86	97	96	89	91	97	87	87	99	12	(1)
Springs, steel, car and carriage.....	8	60	60	58	59	61	61	61	63	61	62	63	65	7	(1)
Males.....		38	38	38	38	38	38	39	39	39	40	40	41	3	(1)
Females.....		22	22	20	21	23	23	22	24	22	22	23	24	4	(1)
Steel works and rolling mills.....	59	3,742	3,756	3,821	3,921	4,000	4,120	4,210	4,236	4,262	4,334	4,344	4,448	706	15.9
Males.....		2,975	2,990	3,043	3,104	3,157	3,253	3,353	3,325	3,343	3,411	3,470	3,499	624	15.0
Females.....		767	766	778	817	843	867	857	911	919	923	874	949	183	19.3
Stoves and furnaces.....	87	959	951	963	968	976	991	1,003	1,016	1,029	1,047	1,054	1,061	110	10.4
Males.....		491	489	498	498	496	506	513	521	525	532	534	540	51	9.4
Females.....		468	462	465	470	480	485	490	495	504	515	520	521	59	11.3
Tin plate and terneplate.....	8	114	123	127	125	127	124	129	127	125	126	134	144	30	20.8
Males.....		95	96	99	100	103	101	107	105	104	105	111	119	24	20.2
Females.....		19	27	28	25	24	23	22	21	21	21	23	25	9	(1)
Wire.....	9	281	278	279	279	278	287	290	291	291	296	297	297	19	6.4
Males.....		207	204	205	204	200	207	209	210	209	208	208	209	9	4.3
Females.....		74	74	74	75	78	80	81	81	82	88	89	88	15	(1)
Wirework, wire rope, and cable.....	24	113	151	140	151	147	139	140	139	145	151	145	168	55	32.7
Males.....		47	47	47	48	48	47	46	45	44	44	44	45	4	(1)
Females.....		66	104	93	103	99	92	94	94	101	107	101	123	57	46.3
Iron and steel, n. o. c.....	38	289	293	308	315	328	332	345	358	382	394	394	413	124	30.0
Males.....		197	202	213	219	225	228	235	243	261	272	273	289	92	31.8
Females.....		92	91	95	96	103	104	110	115	121	122	121	124	33	26.6
Leather and leather products.....	138	1,009	1,016	1,003	1,000	981	904	918	930	933	936	958	973	112	11.0
Males.....		335	339	337	339	325	330	333	336	339	339	341	348	23	6.6
Females.....		674	677	666	661	606	574	585	594	599	599	617	625	103	15.2
Boots, shoes, cut stock, and findings.....	57	796	800	792	789	719	688	703	713	711	719	741	754	112	14.0
Males.....		229	232	230	232	217	221	224	224	228	228	230	236	19	8.1
Females.....		567	568	562	557	502	467	479	489	483	491	511	518	101	17.8
Leather, tanned, curried, and finished.....	26	66	68	67	68	67	68	68	69	69	69	68	67	3	(1)
Males.....		31	32	32	33	32	33	33	33	33	34	34	33	3	(1)
Females.....		35	36	35	35	35	35	35	34	36	35	34	34	2	(1)
Saddlery and harness.....	15	79	79	75	74	76	79	77	79	82	80	79	82	8	(1)
Males.....		44	44	43	42	44	45	46	49	48	48	47	49	7	(1)
Females.....		35	35	32	32	32	34	31	30	33	32	32	33	5	(1)
Leather, n. o. c.....	40	68	69	69	69	69	69	70	71	71	70	70	70	3	(1)
Males.....		31	31	32	32	32	31	30	30	29	29	30	30	3	(1)
Females.....		37	38	37	37	37	38	40	41	42	41	40	40	5	(1)
Liquors and beverages.....	120	318	308	309	317	317	325	332	326	318	300	296	291	41	12.3
Males.....		204	197	193	196	196	199	199	199	195	183	181	181	23	11.3
Females.....		114	111	116	121	121	126	133	128	123	117	115	110	23	17.3
Mineral water and beverages.....	115	285	275	276	283	283	291	297	292	284	266	262	257	40	13.5
Males.....		192	185	181	184	184	187	187	186	183	171	169	169	23	12.0
Females.....		93	90	95	99	99	104	110	106	101	95	93	88	22	20.0

¹ Not computed owing to small number represented.

TABLE A.—Fluctuation in employment in industries other than mining and quarrying in Ohio, 1914 to 1929, by occupation group, industry, and sex—Continued

1922: BOOKKEEPERS, STENOGRAPHERS, AND OFFICE CLERKS—Continued

Industry and sex	Number of establishments reporting	Number employed on the 15th of each month												Variation from maximum	
		January	February	March	April	May	June	July	August	September	October	November	December	Number	Per cent
Manufactures—Continued.															
Liquors and beverages—Continued.															
Liquors and beverages, n.o.c.	5	33	33	33	34	34	34	35	34	34	34	34	34	2	(0)
Males		12	12	12	12	12	12	12	12	12	12	12	12	0	(0)
Females		21	21	21	22	22	22	23	22	22	22	22	22	2	(0)
Lumber and its products	932	1,658	1,664	1,693	1,713	1,768	1,806	1,831	1,851	1,867	1,877	1,898	1,897	240	12.6
Males		932	934	954	964	987	1,010	1,038	1,057	1,063	1,062	1,070	1,071	139	13.0
Females		726	730	739	749	781	796	796	794	804	815	828	826	102	12.3
Coffins and undertakers' goods	12	138	139	140	140	141	143	143	144	142	143	143	143	6	4.2
Males		69	70	70	70	70	71	73	73	73	73	73	73	4	(0)
Females		69	69	70	70	71	70	70	71	69	70	70	70	2	(0)
Cooperage and related goods	86	84	83	84	84	84	86	83	84	86	88	89	89	6	(0)
Males		37	37	37	38	38	38	37	37	39	40	39	40	3	(0)
Females		47	46	47	46	46	48	46	47	47	48	50	49	4	(0)
Furniture	150	361	368	376	382	383	387	399	397	400	413	424	417	63	14.9
Males		175	179	184	187	184	186	195	194	198	201	209	206	34	16.3
Females		186	189	192	195	199	201	204	203	202	212	215	211	29	13.5
Matches	6	57	58	57	57	55	56	57	58	59	59	58	59	4	(0)
Males		28	28	27	27	27	27	27	27	26	27	28	28	2	(0)
Females		29	30	30	30	28	29	30	31	33	32	30	31	5	(0)
Saw-mill and planing-mill products	539	819	816	831	842	899	927	936	952	954	952	954	960	144	15.0
Males		516	514	525	531	557	577	588	606	605	600	598	601	92	15.2
Females		303	302	303	311	342	350	348	346	349	352	356	359	57	15.9
Lumber, n.o.c.	139	199	200	205	208	206	209	213	217	224	223	230	229	31	13.5
Males		107	106	108	111	111	111	118	120	122	121	123	123	17	13.8
Females		92	94	97	97	95	98	95	97	102	102	107	106	15	14.0
Metals and metal products	406	2,984	2,897	2,863	2,904	2,945	2,982	3,013	3,074	3,113	3,161	3,177	3,201	338	10.6
Males		1,473	1,451	1,416	1,439	1,472	1,482	1,512	1,567	1,578	1,602	1,600	1,601	186	11.6
Females		1,461	1,446	1,447	1,465	1,473	1,500	1,501	1,507	1,535	1,559	1,577	1,600	154	9.6
Brass, bronze, and aluminum products	121	502	509	508	527	550	558	587	613	660	695	695	678	193	27.8
Males		276	280	279	291	305	306	327	359	380	403	390	370	127	31.5
Females		226	229	229	236	245	252	260	254	280	292	305	308	82	26.6
Clocks, watches, and materials	7	72	74	72	75	74	77	77	74	75	73	75	75	5	(0)
Males		40	42	40	42	41	43	42	40	42	39	41	43	4	(0)
Females		32	32	32	33	33	34	35	34	33	34	34	32	3	(0)

Copper, tin, and sheet-iron products.....	149	789	747	752	761	774	792	797	806	791	785	800	797	59	7.3
Males.....		391	369	367	368	371	381	387	391	384	377	389	384	24	6.1
Females.....		378	378	385	398	403	411	410	415	407	408	411	413	37	8.9
Furniture and office fixtures.....	13	272	274	276	267	264	263	271	279	281	291	290	296	33	11.1
Males.....		152	152	156	149	147	148	154	157	158	164	163	168	21	12.5
Females.....		120	122	120	118	117	115	117	122	123	127	127	127	13	10.2
Gas and electric fixtures.....	40	1,091	1,071	1,051	1,052	1,053	1,064	1,047	1,057	1,061	1,066	1,058	1,107	60	5.4
Males.....		500	497	475	479	490	488	490	493	496	490	496	511	33	6.5
Females.....		591	574	573	573	563	576	567	564	575	576	572	596	33	5.5
Jewelry, including reducing and refining.....	25	119	115	100	110	111	110	115	119	118	122	123	125	25	20.0
Males.....		55	54	42	50	52	51	55	55	56	56	56	59	17	(1)
Females.....		64	61	58	60	59	59	60	64	62	66	67	66	9	(1)
Metals, n. o. c.....	51	109	107	104	112	119	118	119	126	127	129	136	123	32	23.5
Males.....		59	57	54	60	66	65	67	72	72	73	75	66	21	(1)
Females.....		50	50	50	53	53	52	54	55	55	56	61	57	11	(1)
Paper and printing.....	886	5,907	5,813	5,790	5,729	5,643	5,614	5,599	5,568	5,811	5,954	5,988	6,033	465	7.7
Males.....		2,485	2,512	2,521	2,519	2,515	2,519	2,529	2,540	2,544	2,563	2,558	2,569	84	3.3
Females.....		3,422	3,301	3,269	3,210	3,128	3,095	3,070	3,028	3,267	3,391	3,430	3,464	436	12.6
Bags, paper.....	12	90	91	92	91	92	93	93	92	92	92	92	94	4	(1)
Males.....		37	38	38	38	38	38	38	38	38	38	38	40	4	(1)
Females.....		53	53	53	54	54	55	55	54	54	54	53	53	2	(1)
Boxes, fancy and paper; drinking cups.....	66	220	226	229	234	234	245	251	252	255	250	251	256	36	14.1
Males.....		95	96	99	102	101	107	108	109	113	108	112	112	18	15.9
Females.....		125	128	130	132	133	138	143	143	142	142	139	144	19	13.2
Labels and tags.....	9	73	71	76	79	78	76	80	76	80	82	82	83	12	(1)
Males.....		32	30	33	35	33	33	34	33	34	33	34	34	5	(1)
Females.....		41	41	43	44	45	43	46	43	46	49	48	49	8	(1)
Paper, including stationery.....	67	438	440	448	447	432	437	439	438	434	433	430	431	18	4.0
Males.....		207	207	213	212	213	211	211	209	209	209	206	207	7	3.3
Females.....		231	233	235	235	219	226	228	229	225	224	224	224	16	6.8
Photo-engraving.....	26	64	64	62	61	61	61	61	60	58	58	57	57	7	(1)
Males.....		26	26	24	23	23	24	25	24	24	24	23	23	3	(1)
Females.....		38	38	38	38	38	37	36	36	34	34	34	34	4	(1)
Printing and publishing.....	642	4,834	4,726	4,687	4,618	4,551	4,505	4,475	4,451	4,692	4,842	4,879	4,915	464	9.4
Males.....		2,001	2,024	2,024	2,019	2,020	2,019	2,022	2,037	2,039	2,065	2,067	2,067	66	13.2
Females.....		2,833	2,702	2,663	2,599	2,531	2,486	2,453	2,414	2,653	2,777	2,822	2,848	434	15.2
Stereotyping and electrotyping.....	27	80	81	80	79	76	75	77	77	75	74	74	74	7	(1)
Males.....		51	52	52	51	48	48	49	47	46	46	46	45	7	(1)
Females.....		29	29	28	28	27	28	28	30	29	28	28	29	3	(1)
Paper and printing, n. o. c.....	37	108	114	117	119	119	122	123	122	125	123	122	123	17	13.6
Males.....		36	37	38	39	39	39	42	43	41	40	40	40	7	(1)
Females.....		72	77	79	80	80	83	81	79	84	83	82	83	12	(1)
Rubber products.....	109	5,104	5,188	5,020	5,013	5,263	5,398	5,492	5,560	5,490	5,463	5,399	5,393	547	9.8
Males.....		3,466	3,506	3,365	3,325	3,516	3,620	3,673	3,728	3,655	3,682	3,662	3,646	403	10.8
Females.....		1,638	1,682	1,655	1,688	1,747	1,778	1,814	1,832	1,825	1,781	1,737	1,747	194	10.6
Druggists' sundries and toys, rubber.....	36	318	323	326	326	335	344	351	357	355	359	361	366	48	13.1
Males.....		175	180	181	180	182	185	190	194	196	203	204	209	34	16.3
Females.....		143	143	145	146	153	158	161	163	159	156	157	157	20	12.3
Tires and tubes.....	72	4,785	4,864	4,693	4,686	4,927	5,054	5,140	5,202	5,124	5,103	5,087	5,026	516	9.9
Males.....		3,290	3,325	3,183	3,144	3,333	3,434	3,487	3,533	3,458	3,478	3,457	3,436	389	11.0
Females.....		1,495	1,539	1,510	1,542	1,594	1,620	1,653	1,669	1,666	1,625	1,580	1,590	174	10.4

¹ Not computed owing to small number represented.

TABLE A.—Fluctuation in employment in industries other than mining and quarrying in Ohio, 1914 to 1929, by occupation group, industry, and sex—Continued

1922: BOOKKEEPERS, STENOGRAPHERS, AND OFFICE CLERKS—Continued

Industry and sex	Number of establishments reporting	Number employed on the 15th of each month												Variation from maximum	
		January	February	March	April	May	June	July	August	September	October	November	December	Number	Per cent
Manufactures—Continued.															
Rubber products—Continued.															
Rubber, n. o. c.....	1	1	1	1	1	1	1	1	1	1	1	1	1	1	
Males.....	1	1	1	1	1	1	1	1	1	1	1	1	1	1	
Stone, clay, and glass.....	664	1,404	1,402	1,422	1,437	1,468	1,501	1,508	1,519	1,514	1,483	1,486	1,508	117	7.7
Males.....	735	733	737	753	756	774	774	780	778	771	777	784	51	6.5	
Females.....	669	669	685	684	712	727	734	739	736	712	709	724	70	9.5	
Brick and tile, clay.....	160	127	129	131	135	139	143	147	147	146	145	144	145	20	13.6
Males.....	78	80	79	80	81	83	85	85	84	85	85	85	85	7	(1)
Females.....	49	49	52	55	58	60	62	62	62	60	60	59	60	13	(1)
Concrete products.....	86	47	48	47	45	50	54	59	59	55	54	56	57	14	(1)
Males.....	24	24	23	23	27	28	34	35	32	31	33	35	12	(1)	
Females.....	23	24	24	22	23	26	25	24	23	23	23	22	3	3	(1)
Glass.....	49	427	430	442	449	453	459	459	461	457	462	470	473	46	9.7
Males.....	211	213	219	226	225	230	225	226	226	226	226	232	234	23	9.8
Females.....	216	217	223	223	228	229	234	235	231	236	238	239	23	23	9.6
Marble and stone work; stoneyards.....	72	90	81	82	84	86	87	90	91	91	93	94	96	15	(1)
Males.....	67	58	59	60	61	62	64	63	63	65	63	64	9	9	(1)
Females.....	23	23	23	24	25	25	26	28	28	28	28	31	32	9	(1)
Pottery, terra-cotta and fire-clay products.....	183	564	565	572	570	584	596	595	600	601	567	561	576	40	6.7
Males.....	281	283	284	288	287	293	288	291	292	283	283	286	286	11	3.8
Females.....	283	282	288	282	297	303	307	309	309	284	278	290	31	11.0	(1)
Stone, clay, and glass, n. o. c.....	114	149	149	148	154	156	162	158	161	164	162	161	161	16	9.8
Males.....	74	75	73	76	75	78	78	78	80	81	81	81	80	8	(1)
Females.....	75	74	75	78	81	84	80	81	83	83	81	80	81	9	(1)
Textiles.....	689	2,396	2,392	2,406	2,431	2,434	2,459	2,463	2,486	2,501	2,556	2,561	2,518	169	6.6
Males.....	929	927	927	931	940	940	945	954	958	961	957	945	945	34	3.5
Females.....	1,467	1,465	1,479	1,500	1,494	1,519	1,518	1,532	1,543	1,595	1,604	1,573	139	8.7	
Awnings, tents, and sails.....	34	118	123	123	125	131	139	139	136	129	130	132	136	21	15.1
Males.....	40	42	43	43	42	43	43	42	43	43	45	45	5	(1)	
Females.....	78	81	80	82	89	96	96	94	86	87	87	91	18	(1)	
Clothing, men's.....	178	908	898	912	921	926	926	928	939	950	1,009	1,002	984	111	11.0
Males.....	346	342	340	343	353	351	349	352	349	360	355	356	20	5.6	
Females.....	562	556	572	578	573	575	579	587	601	649	647	628	93	14.3	
Clothing, women's.....	121	490	496	491	494	481	491	498	505	502	489	489	545	50	9.9
Males.....	185	185	182	186	181	181	184	189	187	180	177	160	29	15.3	
Females.....	305	311	309	308	300	310	314	316	315	309	312	295	21	6.6	

Cordage, twine, jute, and linen goods.....	8	62	60	61	67	68	70	71	69	74	74	75	75	15	(1)
Males.....		23	21	22	24	25	27	28	26	29	28	30	31	10	(1)
Females.....		39	39	39	43	43	43	43	43	45	46	45	44	7	(1)
Custom tailoring, men's and women's.....	92	83	85	88	95	98	99	95	101	110	114	114	114	31	(1) 27.2
Males.....		23	23	24	25	25	25	25	26	29	29	29	28	6	(1)
Females.....		60	62	64	70	73	74	70	75	81	85	85	86	26	(1)
Flags, banners, and regalia.....	10	126	124	123	124	123	122	122	121	120	117	116	117	10	(1) 7.9
Males.....		68	67	67	67	66	65	66	67	66	64	63	64	5	(1)
Females.....		58	57	56	57	57	57	56	54	54	53	53	53	5	(1)
Hosiery and knit goods.....	38	141	140	139	138	142	143	139	139	139	142	150	153	15	(1) 9.8
Males.....		32	32	32	30	30	32	30	30	31	33	34	37	7	(1)
Females.....		109	108	107	108	112	111	109	109	108	109	116	116	9	(1) 7.8
Mattresses, pillows, and cotton felt.....	25	76	77	77	78	79	79	82	85	84	82	82	82	9	(1)
Males.....		39	40	40	41	44	43	46	47	46	45	46	46	8	(1)
Females.....		37	37	37	37	35	36	36	38	38	37	36	36	3	(1)
Millinery and lace goods.....	33	91	91	93	93	93	93	91	91	90	92	92	93	3	(1)
Males.....		30	32	33	33	33	32	31	32	32	32	32	32	3	(1)
Females.....		61	59	60	60	60	61	60	59	58	60	60	61	3	(1)
Woolen, worsted, and wool-felt goods.....	19	93	93	93	91	87	89	91	91	94	95	95	95	8	(1)
Males.....		56	56	56	53	53	53	53	53	54	54	54	54	3	(1)
Females.....		37	37	37	38	34	36	38	38	40	41	41	41	7	(1)
Textiles, n. o. c.....	131	208	205	206	205	206	208	207	209	209	212	214	214	9	(1) 4.2
Males.....		87	87	88	86	88	88	90	90	92	93	92	92	6	(1)
Females.....		121	118	118	119	118	120	117	119	117	119	122	122	5	(1) 4.1
Tobacco.....	210	197	197	196	196	199	201	204	204	204	212	213	215	19	(1) 8.8
Males.....		93	92	92	93	93	96	95	95	94	92	89	90	7	(1)
Females.....		104	105	105	103	103	103	105	109	110	120	124	125	22	(1) 17.6
Chewing and smoking tobacco and snuff.....	4	54	52	53	54	53	52	53	54	54	63	63	65	13	(1)
Males.....		23	21	21	21	20	20	21	21	21	21	21	22	3	(1)
Females.....		31	31	32	33	33	32	32	33	33	42	42	43	12	(1) 7.3
Cigars and cigarettes.....	137	115	116	116	114	115	119	120	122	123	122	123	123	9	(1)
Males.....		55	56	56	56	57	60	59	58	58	56	53	53	7	(1)
Females.....		60	60	60	58	58	59	61	64	65	66	70	70	12	(1)
Tobacco, n. o. c.....	69	28	29	28	28	28	28	28	28	27	27	27	28	2	(1)
Males.....		15	15	15	16	16	16	16	16	15	15	15	15	1	(1)
Females.....		13	14	13	12	12	12	12	12	12	12	12	12	2	(1)
Vehicles.....	320	4,035	4,062	4,096	4,215	4,364	4,583	4,705	4,808	4,842	4,799	4,814	4,792	807	(1) 16.7
Males.....		2,653	2,649	2,742	2,812	2,812	2,970	3,068	3,123	3,159	3,162	3,176	3,155	527	(1) 16.6
Females.....		1,382	1,413	1,416	1,473	1,552	1,613	1,637	1,685	1,683	1,637	1,638	1,637	303	(1) 18.0
Airplanes and parts.....	3	199	196	202	201	213	246	279	292	294	267	274	254	98	(1) 33.3
Males.....		163	157	162	158	172	194	222	226	230	225	216	196	69	(1) 30.5
Females.....		36	39	40	43	41	52	57	66	64	62	58	58	30	(1)
Automobiles and parts.....	188	3,187	3,218	3,234	3,335	3,474	3,630	3,717	3,786	3,788	3,764	3,778	3,768	601	(1) 15.9
Males.....		2,047	2,061	2,078	2,133	2,188	2,305	2,371	2,412	2,420	2,430	2,439	2,432	392	(1) 16.1
Females.....		1,140	1,157	1,156	1,202	1,286	1,325	1,346	1,374	1,368	1,334	1,339	1,336	234	(1) 17.0
Bicycles, motor cycles, and parts.....	6	75	74	77	80	77	78	81	84	82	80	82	83	10	(1)
Males.....		40	40	42	43	42	43	46	48	46	44	44	47	7	(1)
Females.....		35	34	35	37	35	35	35	36	36	36	38	36	4	(1)
Carriages and sleds, children's.....	5	53	53	53	56	56	56	56	57	57	58	59	59	6	(1)
Males.....		22	22	22	24	24	24	24	24	23	24	25	25	3	(1)
Females.....		31	31	31	32	32	32	32	33	34	34	34	34	3	(1)

† Not computed owing to small number represented.

TABLE A.—Fluctuation in employment in industries other than mining and quarrying in Ohio, 1914 to 1929, by occupation group, industry, and sex—Continued

1922: BOOKKEEPERS, STENOGRAPHERS, AND OFFICE CLERKS—Continued

Industry and sex	Number of establishments reporting	Number employed on the 15th of each month												Variation from maximum	
		January	February	March	April	May	June	July	August	September	October	November	December	Number	Per cent
Manufactures—Continued.															
Vehicles—Continued.															
Carriages, wagons, and materials.....	84	264	257	263	272	279	289	292	295	317	312	316	314	60	18.9
Males.....		182	177	184	187	193	195	198	200	219	212	220	217	43	19.5
Females.....		82	80	79	85	86	94	94	95	98	100	96	97	21	21.0
Cars, steam and street railroad.....	16	205	213	215	219	214	219	220	233	226	227	228	224	31	13.1
Males.....		163	155	154	160	157	159	163	170	171	174	174	178	24	13.5
Females.....		42	58	61	59	57	60	57	63	65	53	54	56	23	(1)
Vehicles, n. o. c.....	18	52	51	52	52	51	65	60	61	68	71	77	80	29	(1)
Males.....		36	37	38	37	36	50	44	43	50	53	58	60	24	(1)
Females.....		16	14	14	15	15	15	16	18	18	18	19	20	6	(1)
Miscellaneous manufactures.....	700	5,125	5,176	5,362	5,434	5,512	5,632	5,770	5,801	5,807	5,805	5,827	5,904	779	13.2
Males.....		2,724	2,736	2,807	2,843	2,897	2,946	3,006	3,024	3,018	3,032	3,051	3,098	374	12.1
Females.....		2,401	2,440	2,555	2,591	2,615	2,686	2,764	2,777	2,789	2,773	2,776	2,806	405	14.4
Agriculture implements.....	36	359	370	379	388	391	397	406	410	406	407	404	402	51	12.4
Males.....		235	243	249	253	255	259	262	262	261	266	266	266	31	11.7
Females.....		124	127	130	135	136	138	146	148	145	141	138	136	24	16.2
Brushes.....	13	75	79	81	84	84	89	85	85	87	88	91	95	20	(1)
Males.....		33	37	36	38	38	41	40	41	39	40	42	48	12	(1)
Females.....		42	42	45	46	46	48	45	44	48	48	49	50	8	(1)
Coke.....	6	78	75	75	72	82	84	79	82	83	84	97	95	25	(1)
Males.....		68	64	65	63	73	75	70	72	73	74	83	84	21	(1)
Females.....		10	11	10	9	9	9	9	10	10	10	14	11	5	(1)
Dairymen's, poultryers', and apiarists' supplies.....	5	100	106	121	122	118	105	125	118	110	108	98	98	27	21.6
Males.....		40	37	42	39	40	36	41	38	41	37	34	33	8	(1)
Females.....		60	69	79	83	78	69	84	80	69	71	64	65	24	(1)
Dentists' supplies.....	11	96	94	96	96	96	96	98	95	96	89	78	83	20	(1)
Males.....		33	31	33	32	32	32	32	33	34	30	27	29	7	(1)
Females.....		63	63	63	64	64	64	66	62	62	59	51	54	15	(1)
Electrical machinery.....	138	2,531	2,564	2,711	2,739	2,769	2,830	2,927	2,967	2,973	2,981	3,023	3,082	551	17.9
Males.....		1,566	1,576	1,631	1,649	1,674	1,695	1,751	1,767	1,761	1,768	1,782	1,815	249	13.7
Females.....		965	988	1,080	1,090	1,095	1,135	1,176	1,200	1,212	1,213	1,241	1,267	302	23.8
Fancy articles.....	5	81	80	79	79	80	80	81	83	84	85	91	96	17	(1)
Males.....		30	30	31	31	31	31	31	31	31	31	27	31	4	(1)
Females.....		51	50	48	48	49	49	50	52	53	54	64	65	17	(1)

Ice, manufactured.....	104	265	268	272	293	321	366	385	380	359	329	291	273	120	31.2
Males.....		103	105	107	108	111	120	127	124	120	113	110	107	24	18.9
Females.....		162	163	165	185	210	246	258	256	239	216	181	166	96	37.2
Instruments, professional and scientific.....	14	59	59	60	59	59	60	62	61	61	61	61	64	5	(1)
Males.....		23	23	23	22	22	22	22	22	22	22	22	25	3	(1)
Females.....		36	36	37	37	37	38	38	40	39	39	39	39	4	(1)
Musical instruments and materials.....	11	152	146	141	142	140	136	135	135	137	139	151	149	17	11.2
Males.....		37	37	35	37	37	36	35	36	36	33	37	36	4	(1)
Females.....		115	109	106	105	103	100	100	99	101	106	114	113	16	13.9
Optical goods.....	35	121	121	123	123	117	120	121	113	119	121	121	126	13	10.3
Males.....		33	34	34	32	32	34	36	34	33	34	34	39	6	(1)
Females.....		88	87	89	91	85	86	85	79	86	87	87	87	12	(1)
Pens, fountain, stylographic, and gold.....	3	90	94	86	85	85	79	81	84	91	97	97	99	20	(1)
Males.....		23	20	20	21	21	20	21	23	24	24	23	21	5	(1)
Females.....		67	74	66	64	64	59	62	63	68	73	74	78	19	(1)
Pianos, organs, and materials.....	15	69	68	72	74	78	83	78	81	82	86	88	91	23	(1)
Males.....		35	37	36	41	44	49	46	48	47	50	53	55	20	(1)
Females.....		34	31	36	33	34	34	32	33	35	36	35	36	5	(1)
Roofing materials.....	8	168	166	166	161	162	160	161	162	159	161	161	162	9	5.4
Males.....		74	73	73	73	73	71	71	73	70	73	73	73	4	(1)
Females.....		94	93	93	88	89	89	90	89	89	88	88	89	6	(1)
Sporting and athletic goods.....	9	125	126	131	139	151	153	160	152	168	154	162	157	33	20.9
Males.....		46	45	48	54	58	61	60	60	60	61	58	61	16	(1)
Females.....		79	81	83	85	93	92	90	92	98	93	94	96	19	(1)
Toys and games.....	26	97	101	100	101	100	100	98	98	101	106	108	110	13	11.8
Males.....		34	35	33	34	34	35	35	35	35	39	40	38	7	(1)
Females.....		63	66	67	67	66	65	63	63	66	67	68	72	9	(1)
Miscellaneous manufactures, n. o. c.....	261	659	659	669	677	679	694	698	694	701	709	715	722	63	8.7
Males.....		311	309	311	316	322	329	328	327	332	337	340	340	31	9.1
Females.....		348	350	358	361	357	365	370	370	369	372	375	382	34	8.9
Service.....	3, 032	14, 141	14, 401	14, 419	14, 463	14, 628	14, 908	15, 101	15, 114	15, 179	15, 094	15, 152	15, 314	1, 173	7.7
Males.....		7, 179	7, 337	7, 312	7, 317	7, 392	7, 525	7, 710	7, 713	7, 717	7, 596	7, 665	7, 712	538	7.0
Females.....		6, 962	7, 064	7, 107	7, 146	7, 236	7, 383	7, 391	7, 401	7, 462	7, 498	7, 487	7, 602	536	7.1
Advertising.....	40	196	196	195	196	191	194	193	208	205	195	201	199	17	8.2
Males.....		110	107	108	112	106	109	107	119	113	104	110	108	15	12.6
Females.....		86	89	87	84	85	85	86	89	92	91	91	91	8	(1)
Banks.....	385	8, 967	9, 209	9, 193	9, 197	9, 286	9, 437	9, 597	9, 614	9, 649	9, 533	9, 595	9, 747	780	8.0
Males.....		5, 187	5, 341	5, 305	5, 310	5, 353	5, 442	5, 553	5, 552	5, 575	5, 500	5, 560	5, 629	388	7.0
Females.....		3, 780	3, 868	3, 888	3, 887	3, 933	3, 995	4, 044	4, 062	4, 074	4, 033	4, 035	4, 118	388	8.2
Bowling alleys and parks.....	71	38	53	60	68	66	119	109	115	73	54	51	54	68	57.1
Males.....		15	14	14	14	14	66	63	65	41	38	40	28	4	(1)
Females.....		23	39	46	54	52	53	46	50	32	13	13	14	40	(1)
Garages.....	711	1, 466	1, 486	1, 501	1, 510	1, 589	1, 633	1, 675	1, 677	1, 670	1, 628	1, 631	1, 616	211	12.6
Males.....		657	662	666	658	696	720	761	749	734	702	707	685	104	13.3
Females.....		800	824	835	851	893	913	914	928	936	925	924	931	127	13.6
Hospitals.....	96	308	311	317	312	319	329	332	339	341	341	345	357	49	13.7
Males.....		34	34	36	36	36	37	37	38	37	36	37	37	4	(1)
Females.....		274	277	281	276	283	292	294	301	304	305	308	320	46	14.4

1 Not computed owing to small number represented.

TABLE A.—Fluctuation in employment in industries other than mining and quarrying in Ohio, 1914 to 1929, by occupation group, industry, and sex—Continued

1922: BOOKKEEPERS, STENOGRAPHERS, AND OFFICE CLERKS—Continued

Industry and sex	Number of establishments reporting	Number employed on the 15th of each month												Variation from maximum	
		January	February	March	April	May	June	July	August	September	October	November	December	Number	Per cent
Service—Continued.															
Hotels.....	303	1,101	1,100	1,100	1,102	1,116	1,122	1,146	1,135	1,144	1,153	1,143	1,150	53	4.6
Males.....		569	566	564	570	577	582	618	612	618	622	609	608	58	9.3
Females.....		532	534	536	532	539	540	528	523	526	531	534	542	19	3.5
Laundries and dry cleaners.....	287	551	557	564	570	581	604	605	597	602	661	648	637	97	15.0
Males.....		82	83	84	82	81	81	79	83	82	82	83	82	5	(1)
Females.....		469	474	480	488	500	523	526	514	520	579	565	555	110	19.0
Office buildings.....	239	175	175	175	175	176	175	177	177	182	184	188	185	13	6.9
Males.....		66	65	65	66	65	67	67	68	70	73	75	73	10	(1)
Females.....		109	110	110	109	111	108	110	109	112	111	113	112	4	3.5
Professional.....	29	101	101	97	101	104	96	98	98	96	94	93	96	11	10.6
Males.....		50	50	50	49	50	48	50	49	46	45	47	48	5	(1)
Females.....		51	51	47	52	54	48	48	49	50	49	46	48	8	(1)
Restaurants.....	421	270	268	271	270	278	278	286	284	284	293	292	291	25	8.5
Males.....		111	112	114	111	115	114	116	118	115	118	119	117	8	6.7
Females.....		159	156	157	159	163	164	170	166	169	175	173	174	19	10.9
Schools and colleges.....	66	481	483	482	483	478	485	464	439	483	501	501	508	69	13.6
Males.....		169	170	170	171	169	167	170	171	176	171	172	173	9	5.1
Females.....		312	313	312	312	309	318	284	307	330	330	329	335	67	20.0
Social agencies.....	51	200	192	195	202	194	202	206	195	192	198	198	207	15	7.2
Males.....		17	18	20	21	22	21	20	19	18	20	20	23	6	(1)
Females.....		183	174	175	181	172	181	185	175	173	180	178	184	13	7.0
Theaters.....	161	180	178	179	176	158	141	130	142	165	167	176	177	50	27.8
Males.....		58	58	57	56	47	40	36	38	53	54	59	59	23	(1)
Females.....		122	120	122	120	111	101	94	104	112	113	117	118	28	23.0
Service, n. o. c.....	172	92	92	90	92	92	93	93	94	93	92	90	90	4	(1)
Males.....		31	32	31	31	31	31	31	31	31	30	29	30	3	(1)
Females.....		61	60	59	61	61	62	62	63	62	62	61	60	4	(1)
Trade, retail and wholesale	6,067	27,965	27,891	28,274	28,595	28,651	28,875	29,096	29,093	29,121	29,268	29,637	30,335	2,444	8.1
Males.....		10,737	10,709	10,943	11,067	11,122	11,241	11,328	11,333	11,319	11,314	11,366	11,479	770	6.7
Females.....		17,228	17,182	17,331	17,528	17,529	17,634	17,768	17,760	17,802	17,954	18,271	18,856	1,674	8.9
Offices.....	713	9,509	9,558	9,611	9,767	9,779	9,849	9,931	9,946	9,949	9,950	9,985	9,977	476	4.8
Males.....		4,230	4,265	4,344	4,344	4,378	4,414	4,421	4,406	4,406	4,385	4,377	4,381	193	4.4
Females.....		5,279	5,330	5,346	5,423	5,444	5,471	5,514	5,525	5,543	5,565	5,608	5,596	329	5.9
Retail delivery, milk, ice, and water.....	64	127	129	129	132	133	140	143	147	145	141	141	138	20	13.6
Males.....		50	50	50	53	51	54	53	55	57	57	58	57	8	(1)
Females.....		77	79	79	79	82	86	90	92	88	84	83	81	15	(1)

Stores, retail and wholesale.....	4,526	16,903	16,777	17,099	17,267	17,275	17,384	17,491	17,450	17,479	17,618	17,926	18,625	1,848	9.9
Males.....		5,675	5,644	5,835	5,871	5,906	5,956	5,999	5,991	5,990	6,002	6,063	6,170	526	8.5
Females.....		11,228	11,133	11,264	11,396	11,369	11,428	11,492	11,459	11,489	11,616	11,863	12,455	1,322	10.6
Yards, lumber, coal, and scrap.....	764	1,426	1,427	1,435	1,429	1,464	1,502	1,531	1,550	1,548	1,559	1,585	1,596	169	10.6
Males.....		782	787	793	799	830	853	862	866	866	870	866	871	89	10.2
Females.....		644	640	642	630	634	649	669	684	682	689	717	724	94	13.0
Transportation and public utilities.....	1,071	7,463	7,555	7,883	7,653	7,716	7,805	7,981	8,056	8,080	7,999	8,011	8,060	597	7.4
Males.....		3,550	3,601	3,637	3,653	3,691	3,755	3,827	3,827	3,847	3,846	3,849	3,886	336	8.6
Females.....		3,913	3,954	3,946	4,000	4,025	4,050	4,154	4,229	4,233	4,153	4,162	4,174	320	7.6
Drayage and storage.....	320	454	454	454	457	465	475	484	494	496	494	494	515	61	11.8
Males.....		299	299	270	270	273	275	293	292	289	298	292	305	36	11.8
Females.....		185	185	184	187	192	200	202	202	207	196	202	210	26	12.4
Electric light and power.....	114	1,526	1,548	1,548	1,559	1,552	1,571	1,579	1,593	1,590	1,592	1,606	1,658	132	8.0
Males.....		761	775	778	778	767	761	761	770	769	795	799	839	78	9.3
Females.....		765	773	772	781	785	810	818	823	821	797	807	819	58	7.0
Electric railroads.....	56	979	990	993	999	1,009	1,015	1,025	1,025	1,026	1,021	1,028	1,035	56	5.4
Males.....		562	578	593	584	593	598	607	608	607	604	607	614	52	8.5
Females.....		417	412	400	415	416	417	418	417	419	417	421	421	21	5.0
Natural gas.....	69	867	878	871	874	875	893	915	903	929	897	915	906	62	6.7
Males.....		520	529	521	521	535	554	567	557	577	547	565	566	57	9.9
Females.....		347	349	350	353	340	339	348	346	352	350	350	340	13	3.7
Pipe lines (petroleum).....	12	102	104	107	108	109	110	109	105	101	100	99	99	11	10.0
Males.....		89	91	94	95	96	97	96	92	88	86	86	86	11	(1)
Females.....		13	13	13	13	13	13	13	13	13	13	13	13	1	(1)
Taxicab and bus service.....	24	64	63	66	66	64	65	63	66	67	73	72	66	10	(1)
Males.....		47	46	49	49	46	47	45	47	48	50	60	43	5	(1)
Females.....		17	17	17	17	18	18	18	19	19	23	22	23	6	(1)
Telegraph and telephone.....	405	3,290	3,333	3,364	3,396	3,428	3,449	3,552	3,627	3,616	3,579	3,590	3,564	337	9.3
Males.....		1,172	1,183	1,204	1,217	1,228	1,257	1,290	1,284	1,281	1,286	1,274	1,271	114	8.9
Females.....		2,118	2,155	2,160	2,179	2,200	2,192	2,272	2,343	2,335	2,293	2,326	2,293	225	9.6
Transportation by water.....	21	91	89	90	104	121	129	144	145	156	145	139	117	67	42.9
Males.....		76	76	76	85	97	103	115	114	124	117	113	98	48	38.7
Females.....		15	13	14	19	24	26	29	31	32	28	26	19	19	(1)
Transportation and public utilities, n. o. c.....	50	90	91	90	90	93	98	99	98	99	98	98	100	10	10.0
Males.....		54	54	54	54	56	63	68	68	64	63	63	64	10	(1)
Females.....		36	37	36	36	37	35	36	35	35	35	35	36	2	(1)

1922: SALESPeOPLE (NOT TRAVELING)

ALL INDUSTRIES.....	24,124	46,291	45,471	46,464	48,995	47,941	48,484	48,541	47,748	49,252	51,156	53,673	59,673	14,202	23.8
Males.....		24,076	24,120	24,462	25,059	25,233	25,565	25,741	25,761	26,098	26,354	26,684	27,923	3,847	13.8
Females.....		22,215	21,351	22,002	23,936	22,708	22,919	22,800	21,987	23,154	24,802	26,989	31,750	10,399	32.8
Agriculture.....	519	55	56	55	73	71	64	55	58	58	58	56	63	18	(1)
Males.....		31	30	31	33	38	37	32	36	33	34	34	39	9	(1)
Females.....		24	26	24	40	33	27	23	22	25	24	22	24	10,399	(1)

¹ Not computed owing to small number represented.

TABLE A.—Fluctuation in employment in industries other than mining and quarrying in Ohio, 1914 to 1929, by occupation group, industry, and sex—Continued

1922: SALESPeOPLE (NOT TRAVELING)—Continued

Industry and sex	Number of establishments reporting	Number employed on the 15th of each month												Variation from maximum	
		January	February	March	April	May	June	July	August	September	October	November	December	Number	Per cent
Agriculture—Continued.															
Florists, fruit growers, and nurserymen.....	166	52	52	51	69	66	53	49	51	52	53	51	57	20	(¹)
Males.....		28	26	27	29	33	31	26	29	27	29	29	33	7	(¹)
Females.....		24	26	24	40	33	27	23	22	25	24	22	24	18	(¹)
Agriculture, n. o. c.....	353	3	4	4	4	5	6	6	7	6	5	5	6	4	(¹)
Males.....		3	4	4	4	5	6	6	7	6	5	5	6	4	(¹)
Construction															
.....	5,005	533	546	552	565	592	634	647	678	686	691	692	673	159	23.0
Males.....		505	517	519	530	552	587	604	634	647	654	653	632	149	22.8
Females.....		28	29	33	35	40	47	43	44	39	37	39	41	19	(¹)
Electrical contracting.....	228	111	117	119	118	117	120	126	123	126	125	126	124	15	11.9
Males.....		106	112	115	112	112	116	122	119	122	122	123	119	17	13.8
Females.....		5	5	4	6	5	4	4	4	3	3	3	5	3	(¹)
General contracting, including wrecking.....	1,798	134	137	135	143	155	176	178	190	184	187	182	172	56	29.5
Males.....		131	134	131	137	149	165	167	180	179	184	179	169	53	28.8
Females.....		3	3	4	6	6	11	11	10	5	3	3	3	12	(¹)
Painting and decorating.....	325	70	71	73	74	81	82	76	75	74	72	74	72	12	(¹)
Males.....		62	62	61	62	64	65	62	61	61	60	61	59	6	(¹)
Females.....		8	9	12	12	17	17	13	14	13	12	13	13	6	(¹)
Plumbing and steam fitting.....	371	56	57	58	58	58	58	59	57	59	58	60	61	5	(¹)
Males.....		55	56	57	57	57	57	58	56	58	57	59	60	5	(¹)
Females.....		1	1	1	1	1	1	1	1	1	1	1	1	0	(¹)
Sheet-metal work and roofing.....	282	110	109	113	119	121	123	132	137	131	128	128	118	28	20.4
Males.....		101	100	104	110	112	119	123	128	122	119	119	109	28	21.9
Females.....		9	9	9	9	9	9	9	9	9	9	9	9	0	(¹)
Construction, n. o. c.....	2,001	52	55	54	53	60	70	77	96	112	121	122	126	74	58.7
Males.....		50	53	51	52	58	65	72	90	105	112	112	116	66	56.9
Females.....		2	2	3	1	2	5	5	6	7	9	10	10	9	(¹)
Manufactures															
.....	8,403	5,619	5,604	5,632	5,723	5,829	5,940	6,001	6,042	6,094	6,148	6,158	6,240	636	10.2
Males.....		4,527	4,531	4,552	4,627	4,697	4,795	4,834	4,861	4,872	4,895	4,925	4,945	418	8.5
Females.....		1,092	1,073	1,080	1,096	1,132	1,145	1,167	1,181	1,222	1,253	1,233	1,295	222	17.1
Chemicals and allied products.....	373	286	294	295	300	305	312	296	298	306	313	317	319	33	10.3
Males.....		270	276	278	284	288	294	277	277	286	292	295	297	27	9.1
Females.....		16	18	17	16	17	18	19	21	20	21	22	22	6	(¹)

PART 2.—GENERAL TABLE

Baking powder and yeast.....	3	85	86	87	87	87	87	88	88	88	88	88	88	88	88	3	
Males.....		85	86	87	87	87	87	88	88	88	88	88	88	88	88		
Paint and varnish.....	88	70	74	74	76	80	85	79	78	77	77	77	78	78	78	15	
Males.....		57	59	60	63	66	70	63	60	60	59	59	59	59	59	13	
Females.....		13	15	14	13	14	15	16	18	17	18	19	19	19	19	6	
Petroleum refining.....	28	45	48	47	48	50	51	53	55	54	56	56	56	55	55	11	
Males.....		45	48	47	48	50	51	53	55	54	56	56	56	55	55	11	
Chemicals, n. o. c.....	254	86	86	87	89	88	88	76	77	88	92	95	96	95	96	22	
Males.....		83	83	84	86	85	85	73	74	85	89	92	95	95	95	22	
Females.....		3	3	3	3	3	3	3	3	3	3	3	3	3	3	0	
Food and kindred products.....	1,243	2,730	2,731	2,735	2,771	2,849	2,895	2,941	2,945	2,961	3,009	3,005	3,048	3,048	3,18	318	10.4
Males.....		1,961	1,969	1,977	2,004	2,039	2,071	2,097	2,099	2,092	2,104	2,120	2,135	2,135	174	174	8.1
Females.....		769	762	758	767	810	824	844	846	869	905	885	913	913	155	155	17.0
Bakery products.....	367	1,728	1,724	1,731	1,769	1,799	1,835	1,852	1,872	1,900	1,939	1,919	1,939	1,939	215	215	11.1
Males.....		1,244	1,246	1,256	1,278	1,304	1,321	1,329	1,342	1,348	1,362	1,367	1,388	1,388	144	144	10.4
Females.....		484	478	475	491	495	514	523	530	552	577	551	551	551	102	102	17.7
Confectionery.....	120	329	322	324	320	359	356	367	348	353	367	371	403	403	83	83	20.6
Males.....		108	104	107	109	114	120	124	110	109	109	109	110	110	20	20	16.1
Females.....		221	218	217	211	245	236	243	238	244	258	262	293	293	62	62	28.0
Dairy products and ice cream.....	222	222	232	230	240	244	247	252	252	243	239	244	242	242	30	30	11.9
Males.....		197	206	204	214	216	216	218	219	211	210	214	214	214	22	22	10.0
Females.....		25	26	26	26	28	31	34	33	32	29	30	28	28	9	9	
Flour-mill and grist-mill products.....	239	77	79	79	79	79	83	84	85	80	82	86	84	84	9	9	
Males.....		56	57	58	58	58	61	61	61	57	59	63	62	62	7	7	
Females.....		21	22	21	21	21	22	23	24	23	23	23	22	22	3	3	
Slaughtering and meat packing.....	125	326	325	324	317	317	322	336	337	337	336	340	335	335	23	23	6.8
Males.....		311	310	309	302	302	307	321	322	322	321	325	319	319	23	23	7.1
Females.....		15	15	15	15	15	15	15	15	15	15	15	16	16	1	1	
Food and kindred products, n. o. c.....	170	48	49	47	46	51	52	50	51	48	46	45	45	45	4	4	
Males.....		45	46	43	43	45	46	44	45	45	43	42	42	42	4	4	
Females.....		3	3	4	3	6	6	6	6	3	3	3	3	3	3	3	
Iron and steel.....	1,613	419	421	427	423	431	438	442	448	453	456	458	463	463	44	44	9.5
Males.....		387	390	395	394	397	403	407	411	415	418	420	425	425	38	38	8.9
Females.....		32	31	32	34	34	35	35	37	38	38	38	38	38	7	7	
Stoves and furnaces.....	87	49	49	52	54	54	55	55	56	59	60	55	56	56	11	11	
Males.....		49	49	52	54	54	55	55	56	59	60	55	56	56	11	11	
Iron and steel, n. o. c.....	1,526	370	372	375	374	377	383	387	392	394	396	403	407	407	37	37	9.1
Males.....		338	341	343	340	343	348	352	355	356	358	365	369	369	31	31	8.4
Females.....		32	31	32	34	34	35	35	37	38	38	38	38	38	7	7	
Leather and leather products.....	138	58	56	55	55	54	55	58	59	57	59	57	59	59	19	19	
Males.....		49	48	47	47	46	47	49	50	51	49	50	50	50	17	17	
Females.....		9	8	8	8	8	8	9	8	8	8	9	9	20	12	12	
Liquors and beverages.....	120	117	116	119	123	137	152	158	159	145	133	123	119	119	43	43	27.0
Males.....		115	114	117	126	135	150	156	157	143	131	121	117	117	43	43	27.4
Females.....		2	2	2	2	2	2	2	2	2	2	2	2	2	0	0	
Mineral waters and beverages.....	115	115	114	117	126	135	150	156	157	143	131	121	117	117	43	43	27.4
Males.....		115	114	117	126	135	150	156	157	143	131	121	117	117	43	43	27.4
Liquors and beverages, n. o. c.....	5	2	2	2	2	2	2	2	2	2	2	2	2	2	2	2	
Females.....		2	2	2	2	2	2	2	2	2	2	2	2	2	2	2	

1 Not computed owing to small number represented.

TABLE A.—Fluctuation in employment in industries other than mining and quarrying in Ohio, 1914 to 1929, by occupation group, industry, and sex—Continued

1922: SALESPeOPLE (NOT TRAVELING)—Continued

Industry and sex	Number of establishments reporting	Number employed on the 15th of each month												Variation from maximum	
		January	February	March	April	May	June	July	August	September	October	November	December	Number	Per cent
Manufactures—Continued.															
Lumber and its products.....	932	158	157	160	160	162	163	164	164	171	172	172	173	16	9.2
Males.....		152	151	154	154	156	157	158	158	159	160	159	160	9	5.6
Females.....		6	6	6	6	6	6	6	6	12	12	13	13	7	(1)
Saw-mill and planing-mill products.....	539	105	105	108	109	111	112	111	111	112	111	110	111	7	6.3
Males.....		105	105	108	109	111	112	111	111	112	111	110	111	7	(1)
Lumber and lumber products, n. o. c.....	393	53	52	52	51	51	51	53	53	59	61	62	62	11	(1)
Males.....		47	46	46	45	45	45	47	47	47	49	49	49	4	(1)
Females.....		6	6	6	6	6	6	6	6	12	12	13	13	7	(1)
Metals and metal products, other than iron and steel.....	406	117	113	114	116	120	122	126	126	126	128	126	130	17	13.1
Males.....		114	110	111	113	117	119	123	123	123	125	123	127	17	13.4
Females.....		3	3	3	3	3	3	3	3	3	3	3	3	0	(1)
Paper and printing.....	886	990	980	986	1,009	1,012	1,030	1,022	1,061	1,086	1,104	1,116	1,143	163	14.3
Males.....		852	853	860	880	888	906	914	935	966	974	989	986	137	13.9
Females.....		138	127	126	129	124	124	128	126	130	130	127	157	33	21.0
Printing and publishing.....	642	835	817	823	849	853	870	876	896	920	943	957	984	167	17.0
Males.....		714	708	714	737	746	765	767	790	810	832	848	847	140	18.5
Females.....		121	109	109	112	107	105	109	106	110	111	109	137	32	22.4
Paper and printing, n. o. c.....	244	155	163	163	160	159	160	166	165	166	161	159	159	11	6.6
Males.....		138	145	146	143	142	141	147	145	146	142	141	139	9	6.1
Females.....		17	18	17	17	17	19	19	20	20	19	18	20	3	(1)
Rubber products.....	109	58	59	46	50	49	51	54	56	55	55	55	53	13	13
Males.....		54	55	41	44	43	45	48	48	50	49	49	48	14	(1)
Females.....		4	4	5	6	6	6	6	6	6	6	6	5	2	(1)
Stone, clay, and glass products.....	664	69	63	64	64	65	66	65	64	64	65	67	67	6	6
Males.....		61	56	57	57	58	59	59	58	58	59	60	60	5	5
Females.....		8	7	7	7	7	7	6	6	6	6	7	7	2	(1)
Textiles.....	689	280	261	291	299	300	300	294	297	294	292	285	285	20	6.7
Males.....		230	228	228	234	231	242	245	235	234	229	229	228	17	6.9
Females.....		50	53	63	65	63	58	55	59	63	65	63	57	15	(1)
Custom tailoring, men's and women's.....	92	55	54	54	57	56	65	64	62	61	57	56	58	11	(1)
Males.....		51	50	50	53	52	61	60	58	57	53	52	54	11	(1)
Females.....		4	4	4	4	4	4	4	4	4	4	4	4	0	(1)

PART 2.—GENERAL TABLE

Millinery and lace goods, including artificial flowers and feathers.....	33	95	100	109	111	109	102	100	105	109	109	107	98	16	14.4
Males.....		56	56	56	56	56	54	55	56	56	54	54	51	5	(1)
Females.....		39	44	53	55	53	48	45	49	53	55	53	47	16	(1)
Textiles, n. o. c.....	594	130	127	128	131	129	133	136	127	127	128	129	129	9	6.6
Males.....		123	122	122	125	123	127	130	121	121	122	123	123	9	6.9
Females.....		7	5	6	6	6	6	6	6	6	6	6	6	2	(1)
Vehicles.....	320	65	65	67	67	72	70	64	67	62	56	59	61	16	(1)
Males.....		59	59	61	61	66	64	59	61	56	53	57	59	13	(1)
Females.....		6	6	6	6	6	6	5	6	6	3	2	2	4	(1)
Miscellaneous manufactures.....	700	253	250	255	258	260	266	273	283	287	285	288	285	38	13.2
Males.....		204	204	208	211	214	218	224	228	228	231	232	229	28	12.1
Females.....		49	46	47	47	46	48	49	55	59	54	56	56	13	(1)
Electrical machinery.....	138	67	67	68	69	67	68	69	68	66	67	71	70	5	(1)
Males.....		63	63	64	65	64	64	65	64	62	63	67	66	5	(1)
Females.....		4	4	4	4	3	4	4	4	4	4	4	4	1	(1)
Miscellaneous manufactures, n. o. c.....	562	186	183	187	189	193	196	204	215	221	218	217	215	38	17.2
Males.....		141	141	144	146	150	154	159	164	166	163	165	163	27	16.1
Females.....		45	42	43	43	43	44	45	51	55	50	52	52	13	(1)
Manufactures, n. o. c.....	210	19	18	18	18	19	20	18	21	21	21	21	21	3	(1)
Males.....		19	18	18	18	19	20	18	21	21	21	21	21	3	(1)
Service.....	3,032	1,855	1,933	1,986	2,102	2,198	2,278	2,308	2,263	2,294	2,368	2,352	2,359	513	21.7
Males.....		1,608	1,691	1,740	1,847	1,941	2,012	2,045	2,014	2,033	2,083	2,071	2,072	475	22.3
Females.....		247	242	246	255	257	266	263	249	261	285	281	287	45	15.7
Garages.....	711	1,064	1,152	1,212	1,298	1,376	1,440	1,455	1,446	1,474	1,486	1,477	1,477	402	27.1
Males.....		1,083	1,150	1,210	1,297	1,374	1,438	1,454	1,444	1,471	1,481	1,472	1,472	398	26.9
Females.....		1	2	2	1	2	2	1	2	3	5	5	5	4	(1)
Hotels.....	303	58	59	51	51	52	57	60	53	53	53	52	57	9	(1)
Males.....		26	25	19	19	19	19	25	25	21	20	20	22	7	(1)
Females.....		32	34	32	32	33	38	35	31	32	33	32	35	7	(1)
Laundries and dry cleaners.....	287	297	310	310	314	320	321	326	328	327	335	332	331	38	11.3
Males.....		285	298	297	301	305	306	311	311	310	319	318	317	34	10.7
Females.....		12	12	13	13	15	15	15	17	17	16	14	14	5	(1)
Restaurants.....	421	219	217	219	246	244	249	249	250	258	280	281	283	66	23.3
Males.....		103	101	99	115	115	114	118	118	122	136	136	136	37	27.2
Females.....		116	116	120	131	129	135	131	132	136	144	145	147	31	21.1
Schools and colleges.....	66	60	61	60	58	60	43	48	27	42	68	68	69	42	(1)
Males.....		38	40	38	38	39	25	28	20	28	43	43	44	24	(1)
Females.....		22	21	22	20	21	18	20	7	14	25	25	25	18	(1)
Service, n. o. c.....	1,244	137	134	134	135	146	168	170	156	140	146	142	142	36	21.2
Males.....		73	77	77	77	89	110	109	96	81	84	82	81	36	33.0
Females.....		64	57	57	58	57	58	61	60	59	62	60	61	7	(1)
Trade, retail and wholesale.....	6,067	38,062	37,158	38,058	40,342	39,060	39,380	39,339	38,518	39,936	41,706	44,223	50,151	12,993	25.9
Males.....		17,241	17,180	17,442	17,835	17,817	17,949	18,040	18,033	18,335	18,510	18,814	20,053	2,873	14.3
Females.....		20,821	19,973	20,616	22,507	21,243	21,431	21,299	20,485	21,601	23,196	25,409	30,098	10,120	33.6
Offices.....	713	1,094	1,060	1,068	1,095	1,075	1,053	1,086	1,088	1,088	1,087	1,093	1,067	45	4.1
Males.....		1,071	1,064	1,065	1,073	1,062	1,029	1,062	1,073	1,073	1,063	1,070	1,061	44	4.1
Females.....		23	26	23	22	23	24	26	26	25	24	23	26	4	(1)

1 Not computed owing to small number represented.

TABLE A.—Fluctuation in employment in industries other than mining and quarrying in Ohio, 1914 to 1929, by occupation group, industry, and sex—Continued

1922: SALESPeOPLE (NOT TRAVELING)—Continued

Industry and sex	Number of establishments reporting	Number employed on the 15th of each month												Variation from maximum	
		January	February	March	April	May	June	July	August	September	October	November	December	Number	Per cent
Trade, retail and wholesale—Continued.															
Stores, retail and wholesale.....	4,526	36,686	35,796	36,693	38,964	37,702	38,037	37,970	37,142	38,553	40,328	42,836	48,729	12,933	26.5
Males.....		15,896	15,853	16,109	16,488	16,491	16,639	16,707	16,693	16,987	17,166	17,460	18,668	2,815	15.1
Females.....		20,790	19,943	20,584	22,476	21,211	21,398	21,263	20,449	21,566	23,162	25,376	30,061	10,118	33.7
Yards, lumber, coal, and scrap.....	764	268	258	263	267	267	273	268	273	270	274	277	317	59	18.6
Males.....		262	251	256	260	260	266	261	266	263	267	270	309	58	18.8
Females.....		6	7	7	7	7	7	7	7	7	7	7	8	2	(1)
Trade, n. o. c.....	64	14	14	14	16	16	17	15	15	15	17	17	18	4	(1)
Males.....		12	12	12	14	14	15	12	12	12	14	14	15	3	(1)
Females.....		2	2	2	2	2	2	3	3	3	3	3	3	1	(1)
Transportation and public utilities.															
Transportation and public utilities.....	1,071	163	170	177	186	187	184	187	185	180	181	188	183	25	13.3
Males.....		160	167	174	184	184	181	182	179	174	174	183	178	24	13.0
Females.....		3	3	3	3	3	3	5	6	6	7	5	5	4	(1)
Electric light and power.....	114	111	112	119	125	126	123	124	125	121	126	129	126	18	14.0
Males.....		106	109	116	122	123	120	120	120	116	120	125	122	17	13.6
Females.....		3	3	3	3	3	3	4	5	5	6	4	4	3	(1)
Transportation and public utilities, n. o. c.....	957	52	58	58	61	61	61	63	60	59	55	59	57	11	(1)
Males.....		52	58	58	61	61	61	62	59	58	54	58	56	10	(1)
Females.....								1	1	1	1	1	1	1	(1)
Industries, n. o. c.															
Industries, n. o. c.....	27	4	4	4	4	4	4	4	4	4	4	4	4		
Males.....		4	4	4	4	4	4	4	4	4	4	4	4		

¹ Not computed owing to small number represented.

TABLE A.—Fluctuation in employment in industries other than mining and quarrying in Ohio, 1914 to 1929, by occupation group, industry, and sex—Continued

1923: WAGE EARNERS

Industry and sex	Number of establishments reporting	Number employed on the 15th of each month												Variation from maximum	
		January	February	March	April	May	June	July	August	September	October	November	December	Number	Per cent
ALL INDUSTRIES	25,904	821,527	841,515	879,715	893,122	913,660	934,290	910,266	921,373	905,279	898,921	889,399	866,458	112,763	12.1
Males.....		685,363	701,032	734,035	746,846	767,369	784,635	763,895	774,928	757,847	749,865	740,688	720,069	99,272	12.9
Females.....		136,164	140,483	145,680	146,276	146,291	149,655	146,371	146,445	147,432	149,056	148,711	146,389	13,491	9.0
Agriculture	548	3,195	3,290	3,873	4,108	4,454	5,256	5,475	5,072	4,870	4,911	4,313	3,834	2,280	41.6
Males.....		3,000	3,014	3,303	3,778	4,085	4,804	5,069	4,742	4,503	4,589	4,048	3,592	2,069	40.8
Females.....		195	216	270	330	369	452	406	330	367	322	265	242	257	56.9
Dairy farming.....	29	212	213	213	218	220	240	254	246	258	250	227	231	46	17.8
Males.....		205	206	206	211	212	231	246	239	252	242	219	223	47	18.7
Females.....		7	7	7	7	8	9	8	7	6	8	8	8		(1)
Florists, fruit growers, and nurserymen.....	180	1,678	1,721	2,000	2,472	2,728	3,256	3,207	2,797	2,604	2,650	2,317	1,963	1,578	48.5
Males.....		1,545	1,571	1,800	2,212	2,426	2,920	2,913	2,556	2,358	2,435	2,119	1,786	1,375	47.1
Females.....		133	150	200	260	302	336	294	241	246	215	198	177	203	60.4
General farming.....	294	1,249	1,232	1,320	1,389	1,473	1,736	1,916	1,902	1,922	1,955	1,708	1,604	723	37.0
Males.....		1,194	1,173	1,257	1,326	1,414	1,629	1,812	1,820	1,807	1,856	1,649	1,547	683	36.8
Females.....		55	59	63	63	59	107	104	82	115	99	59	57	60	52.2
Operating farm machinery, not by farmers.....	45	56	64	40	29	33	24	98	127	86	56	61	36	98	77.2
Males.....		56	64	40	29	33	24	98	127	86	56	61	36	98	77.2
Construction	5,883	45,315	42,792	48,568	57,651	66,158	74,796	78,067	81,684	77,895	75,305	71,214	61,483	38,892	47.6
Males.....		45,215	42,692	48,461	57,541	66,006	74,679	77,951	81,562	77,785	75,179	71,081	61,353	38,870	47.7
Females.....		100	100	107	110	152	117	116	122	110	126	133	130	52	34.2
Brick, stone, and cement work; mantel setting.....	558	3,328	2,986	3,779	4,796	5,249	5,860	6,520	6,642	6,406	6,156	5,899	5,130	3,656	55.0
Males.....		3,327	2,981	3,777	4,794	5,245	5,856	6,517	6,639	6,401	6,149	5,892	5,123	3,658	55.1
Females.....		1	5	2	2	4	4	3	3	5	7	7	7	6	(1)
Electrical contracting.....	219	2,098	2,152	2,152	2,900	2,551	2,802	2,881	3,035	3,167	2,973	2,929	2,929	1,069	33.8
Males.....		2,093	2,157	2,147	2,294	2,546	2,798	2,876	3,030	3,162	2,965	2,954	2,921	1,069	33.8
Females.....		5	5	5	6	5	4	5	5	5	8	9	8	5	(1)
Erecting or installing machinery.....	80	326	324	356	343	393	444	361	436	409	542	557	512	233	41.8
Males.....		325	323	355	342	392	443	360	435	498	541	556	511	233	41.9
Females.....		1	1	1	1	1	1	1	1	1	1	1	1		
General contracting, including wrecking.....	2,185	20,004	18,863	21,967	25,468	28,224	31,046	31,903	32,513	30,851	29,193	28,129	25,652	13,650	42.0
Males.....		19,986	18,845	21,948	25,447	28,207	31,029	31,888	32,497	30,834	29,181	28,113	25,636	13,652	42.0
Females.....		18	18	19	21	17	17	15	16	17	12	16	16	9	(1)

¹ Not computed owing to small number represented.

TABLE A.—Fluctuation in employment in industries other than mining and quarrying in Ohio, 1914 to 1929, by occupation group, industry, and sex—Continued

1923: WAGE EARNERS—Continued

Industry and sex	Number of establishments reporting	Number employed on the 15th of each month												Variation from maximum	
		January	February	March	April	May	June	July	August	September	October	November	December	Number	Per cent
Construction—Continued.															
Oil, gas, and water, drilling or producing.....	521	4,637	4,568	4,431	4,583	5,098	5,507	5,229	5,401	5,421	5,133	5,127	4,833	1,076	19.5
Males.....		4,636	4,567	4,428	4,582	5,094	5,506	5,226	5,396	5,420	5,132	5,120	4,829	1,078	19.6
Females.....		1	1	3	1	4	1	3	5	1	1	7	4	6	(1)
Painting and decorating.....	490	1,582	1,790	2,257	2,839	3,206	3,313	3,015	2,978	2,893	2,734	2,551	2,175	1,731	52.2
Males.....		1,543	1,745	2,219	2,801	3,162	3,273	2,980	2,946	2,859	2,690	2,500	2,115	1,730	52.9
Females.....		39	35	38	38	44	40	35	32	34	44	51	60	28	(1)
Plastering, including lathing.....	150	898	1,022	1,175	1,172	1,157	1,167	1,187	1,194	1,207	1,269	1,363	1,290	465	34.1
Males.....		897	1,021	1,174	1,171	1,156	1,166	1,186	1,193	1,206	1,268	1,362	1,289	465	34.1
Females.....		1	1	1	1	1	1	1	1	1	1	1	1	1	
Plumbing and steam fitting.....	416	3,674	3,409	3,463	3,513	3,553	3,683	3,765	3,860	4,083	4,119	4,141	4,069	732	17.7
Males.....		3,672	3,407	3,461	3,511	3,551	3,681	3,763	3,858	4,081	4,117	4,139	4,067	732	17.7
Females.....		2	2	2	2	2	2	2	2	2	2	2	2	2	
Sand and gravel excavating.....	91	593	612	704	847	960	1,131	1,100	1,111	1,102	993	923	734	538	47.6
Males.....		593	612	703	846	979	1,130	1,099	1,110	1,101	992	922	733	537	47.5
Females.....				1	1	1	1	1	1	1	1	1	1	1	
Sheet-metal work and roofing.....	306	2,242	2,127	2,174	2,162	2,359	2,398	2,469	2,495	2,539	2,735	2,753	2,587	626	22.7
Males.....		2,240	2,125	2,172	2,160	2,357	2,391	2,467	2,493	2,537	2,733	2,751	2,585	626	22.8
Females.....		2	2	2	2	2	2	2	2	2	2	2	2	2	
Street, road, and sewer contracting.....	795	5,328	4,390	5,567	9,064	12,770	16,771	18,923	21,237	18,921	18,582	15,969	10,732	16,847	79.3
Males.....		5,298	4,360	5,534	9,020	12,701	16,729	18,877	21,185	18,882	18,538	15,936	10,702	16,825	79.4
Females.....		30	30	33	34	69	42	46	52	39	44	33	30	39	(1)
Ventilating and heating.....	70	537	532	522	548	602	669	697	765	795	809	826	768	304	36.8
Males.....		537	532	522	547	600	667	695	763	793	806	823	765	301	36.6
Females.....					1	2	2	2	2	2	3	3	3	2	(1)
Construction, n. o. c.....	2	18	17	21	26	18	10	17	11	17	11	17	13	12	16
Males.....		18	17	21	26	18	10	17	11	17	11	17	13	12	16
Females.....															(1)
Fisheries.....	26	162	172	233	293	357	348	312	296	318	344	326	286	195	54.6
Males.....		161	171	232	292	356	347	311	295	317	343	325	285	195	54.8
Females.....		1	1	1	1	1	1	1	1	1	1	1	1	1	
Manufactures.....	8,701	619,518	641,812	670,124	669,847	677,290	683,434	656,706	663,112	649,914	646,264	641,739	629,942	63,916	9.4
Males.....		525,302	543,230	567,521	567,341	575,633	579,635	555,847	561,900	548,491	543,307	539,568	530,500	54,333	9.4
Females.....		94,216	98,582	102,603	102,506	101,657	103,799	100,859	101,212	101,423	102,957	102,171	99,442	9,583	9.2
Chemicals and allied products.....	382	18,672	18,828	19,304	19,106	19,178	19,119	19,177	19,386	19,539	18,504	18,201	17,823	1,716	8.8
Males.....		16,791	16,802	17,270	17,107	17,126	17,158	17,277	17,443	17,629	16,579	16,262	16,004	1,625	9.2
Females.....		1,881	2,026	2,034	1,999	2,052	1,961	1,900	1,943	1,910	1,925	1,939	1,819	233	11.4

Blacking, cleansing, and polishing preparations.....	17	198	248	271	258	268	223	209	190	194	175	176	189	96	35.4
Males.....		119	144	155	146	149	143	136	127	126	121	115	114	41	26.5
Females.....		79	104	116	112	119	80	73	63	68	54	61	75	65	54.6
Chemicals, acids, and wood distillation.....	57	3,827	3,725	3,840	3,666	3,824	3,975	4,004	3,989	3,874	3,854	3,851	3,720	338	8.4
Males.....		3,794	3,601	3,800	3,625	3,782	3,931	3,962	3,953	3,837	3,817	3,825	3,694	337	8.5
Females.....		33	34	40	41	42	44	42	36	37	37	26	26	18	(1)
Dyestuffs and extracts.....	5	437	442	432	420	412	417	423	396	370	371	399	390	72	16.3
Males.....		428	434	423	420	403	408	415	388	363	364	392	381	71	16.4
Females.....		9	8	9	9	9	9	8	8	7	7	7	9	2	(1)
Explosives.....	11	264	267	268	259	249	242	239	247	245	245	236	229	39	14.6
Males.....		264	267	268	259	249	242	239	247	245	245	236	229	39	14.6
Fertilizers, tankage.....	32	1,010	968	1,140	1,241	1,127	1,044	1,167	1,375	1,907	1,142	978	937	970	50.9
Males.....		992	945	1,115	1,210	1,099	1,016	1,128	1,340	1,874	1,124	958	918	956	51.0
Females.....		18	23	25	31	28	28	39	35	33	18	20	19	21	(1)
Ink, printing and writing.....	16	391	390	405	413	405	401	397	403	400	383	389	387	30	7.3
Males.....		364	362	376	379	371	369	368	373	367	350	364	369	29	7.7
Females.....		27	28	29	34	34	32	29	30	33	33	25	18	26	(1)
Oil, linseed, lubricating, and cottonseed, and oil cake.....	18	295	370	407	347	380	391	365	395	364	374	351	336	112	27.5
Males.....		287	349	362	316	347	358	330	356	323	333	308	304	75	20.7
Females.....		8	21	45	31	33	33	35	39	41	41	43	32	37	(1)
Paint and varnish.....	89	3,124	3,353	3,407	3,378	3,383	3,363	3,252	3,057	3,023	2,995	2,988	3,003	419	12.3
Males.....		2,866	3,053	3,104	3,105	3,096	3,074	2,973	2,796	2,765	2,738	2,731	2,735	374	12.0
Females.....		258	300	303	273	287	289	279	261	258	257	257	268	46	15.2
Patent medicines and drug compounds, including drug grinding.....	55	1,349	1,466	1,438	1,412	1,416	1,397	1,359	1,419	1,389	1,425	1,421	1,314	152	10.4
Males.....		678	713	731	696	700	691	681	669	680	690	658	656	75	10.3
Females.....		671	753	707	716	716	706	678	750	709	735	763	658	105	13.8
Petroleum refining.....	24	3,308	3,348	3,511	3,590	3,567	3,693	3,799	3,844	3,745	3,410	3,245	3,155	689	17.9
Males.....		3,285	3,325	3,489	3,567	3,544	3,668	3,775	3,819	3,721	3,387	3,222	3,134	685	17.9
Females.....		23	23	22	23	23	25	24	25	24	23	23	21	4	(1)
Salt.....	7	927	808	830	869	856	859	853	908	941	984	872	881	181	18.4
Males.....		832	719	741	778	766	773	777	828	851	874	789	801	155	17.7
Females.....		95	84	89	91	90	86	76	80	90	110	83	80	34	(1)
Soap, candles, grease, and tallow.....	44	3,469	3,378	3,280	3,173	3,214	3,088	3,043	3,102	3,014	3,069	3,215	3,205	455	13.1
Males.....		2,855	2,770	2,675	2,579	2,591	2,460	2,464	2,520	2,459	2,508	2,634	2,638	400	14.0
Females.....		614	608	605	594	623	578	579	582	556	561	581	567	64	10.3
Chemicals and allied products, n. o. c.....	7	73	70	75	71	77	76	67	61	73	77	80	77	19	(1)
Males.....		27	30	31	27	29	25	29	27	22	28	30	31	19	(1)
Females.....		46	40	44	44	48	51	38	34	51	49	50	46	17	(1)
Food and kindred products.....	1,278	26,236	26,452	26,452	26,038	26,754	29,459	28,782	31,126	35,283	33,205	31,927	30,302	9,245	26.2
Males.....		20,148	20,051	20,137	20,026	20,709	22,734	22,574	24,118	26,446	24,959	24,531	23,646	6,420	24.3
Females.....		6,088	6,411	6,315	6,012	6,045	6,725	6,208	7,008	8,837	8,246	7,396	6,656	2,825	32.0
Bakery products.....	377	7,249	7,387	7,558	7,471	7,626	7,870	8,002	7,781	8,039	8,279	8,387	8,226	1,138	13.6
Males.....		5,654	5,689	5,773	5,726	5,833	5,999	6,101	6,009	6,257	6,349	6,485	6,457	831	12.8
Females.....		1,595	1,698	1,785	1,745	1,793	1,871	1,901	1,772	1,782	1,930	1,902	1,769	335	17.4
Canning and preserving.....	82	582	666	660	675	755	2,413	1,395	3,090	5,853	2,145	1,280	898	5,271	90.1
Males.....		367	421	438	457	526	1,622	917	2,023	3,875	1,271	818	525	3,508	90.5
Females.....		215	235	222	218	229	791	478	1,067	1,978	874	462	373	1,763	89.1

1 Not computed owing to small number represented.

TABLE A.—Fluctuation in employment in industries other than mining and quarrying in Ohio, 1914 to 1929, by occupation group, industry, and sex—Continued

1923: WAGE EARNERS—Continued

Industry and sex	Number of establishments reporting	Number employed on the 15th of each month												Variation from maximum	
		January	February	March	April	May	June	July	August	September	October	November	December	Number	Per cent
		Manufactures—Continued.													
Food and kindred products—Continued.															
Coffee, spices, and peanuts, roasting and grinding.....	32	891	957	957	940	941	950	911	887	952	961	936	901	74	7.7
Males.....		469	479	475	476	453	449	456	452	487	491	493	481	44	8.9
Females.....		422	478	482	464	488	501	455	435	465	470	443	420	81	16.2
Confectionery.....	117	3,970	4,200	4,004	3,707	3,512	3,468	3,363	3,748	4,578	5,250	4,818	4,201	1,887	35.9
Males.....		1,545	1,602	1,512	1,426	1,393	1,391	1,366	1,453	1,704	1,869	1,800	1,587	503	26.9
Females.....		2,425	2,598	2,492	2,281	2,119	2,077	1,997	2,295	2,874	3,381	3,018	2,614	1,384	40.9
Cordials, sirups, and flavoring extracts.....	21	1,021	1,035	995	990	1,077	1,075	960	998	1,056	1,072	1,090	1,013	130	11.9
Males.....		553	552	541	534	554	572	551	585	605	630	636	601	102	16.0
Females.....		468	483	454	456	523	503	409	413	451	442	454	412	114	21.8
Dairy products and ice cream.....	251	4,234	4,307	4,422	4,676	5,021	5,618	5,779	5,671	5,377	4,974	4,746	4,589	1,545	26.7
Males.....		3,919	3,975	4,099	4,329	4,620	5,157	5,352	5,236	4,932	4,564	4,357	4,221	1,433	26.8
Females.....		315	332	323	347	401	461	427	435	445	410	389	368	146	31.7
Flour-mill and grist-mill products.....	230	1,871	1,844	1,844	1,807	1,738	1,726	1,789	2,057	1,992	2,001	1,999	1,985	331	16.1
Males.....		1,869	1,842	1,836	1,805	1,736	1,720	1,786	2,054	1,989	1,996	1,994	1,981	334	16.3
Females.....		2		8	2	2	6	3	3	3	5	5	4	6	(¹)
Food preparations, breakfast foods, stock foods, macaroni, ice cream cones.....	21	1,216	1,093	1,046	949	949	913	952	1,156	1,215	1,310	1,265	1,170	397	30.3
Males.....		954	861	848	782	799	758	769	933	902	1,041	998	920	283	27.2
Females.....		262	232	198	167	150	155	183	223	253	269	267	250	119	44.2
Oleomargarine.....	4	163	158	162	152	157	160	152	160	165	167	174	183	31	16.9
Males.....		141	135	137	133	137	141	134	138	142	145	150	157	24	15.3
Females.....		22	23	24	19	20	19	18	22	23	22	24	26	8	(¹)
Slaughtering and meat packing.....	128	4,635	4,430	4,399	4,261	4,525	4,761	4,915	4,992	4,936	5,132	5,354	5,451	1,190	21.8
Males.....		4,377	4,153	4,055	4,015	4,255	4,469	4,626	4,695	4,697	4,829	5,031	5,127	1,112	21.7
Females.....		258	246	246	246	270	292	289	297	289	303	323	324	78	24.1
Sugar.....	6	132	136	137	167	232	274	317	309	322	1,518	1,539	1,409	1,407	91.4
Males.....		130	135	136	166	231	273	316	308	321	1,502	1,523	1,403	1,393	91.5
Females.....		2	1	1	1	1	1	1	1	1	16	16	6	15	(¹)
Vinegar and cider.....	8	197	179	189	164	144	152	163	196	673	320	261	201	529	78.6
Males.....		95	97	110	99	95	105	117	152	400	197	169	112	305	76.3
Females.....		102	82	79	65	49	47	46	44	273	123	92	89	229	83.9
Food and kindred products, n. o. c.....	1	75	80	79	79	77	79	84	81	75	76	78	75	9	(¹)
Males.....		75	79	79	78	77	78	83	80	75	75	77	74	9	(¹)
Females.....		1	1	1	1	1	1	1	1	1	1	1	1	1	(¹)

PART 2.—GENERAL TABLE

Iron and steel and their products.....	1, 647	221, 850	227, 806	240, 903	239, 038	245, 405	249, 272	243, 668	246, 646	240, 146	238, 252	234, 425	229, 022	27, 422	11.0
Males.....		215, 249	220, 815	233, 633	231, 571	237, 812	241, 620	236, 272	239, 340	233, 319	231, 464	227, 783	222, 556	26, 371	10.9
Females.....		6, 601	6, 991	7, 270	7, 467	7, 593	7, 652	7, 396	7, 306	6, 827	6, 786	6, 642	6, 466	1, 186	15.5
Blast-furnace products.....	33	12, 814	12, 774	13, 240	11, 549	13, 595	13, 625	11, 007	12, 643	11, 992	12, 469	12, 334	11, 980	2, 618	19.2
Males.....		12, 804	12, 764	13, 230	11, 539	13, 585	13, 614	10, 995	12, 632	11, 981	12, 458	12, 323	11, 919	2, 619	19.2
Females.....		10	10	10	10	10	11	12	11	11	11	11	11	2	(1)
Boilers and tanks.....	44	2, 656	2, 676	2, 674	2, 702	2, 708	2, 940	3, 206	3, 268	3, 157	3, 074	2, 822	2, 657	612	18.7
Males.....		2, 654	2, 674	2, 673	2, 701	2, 707	2, 939	3, 205	3, 267	3, 156	3, 073	2, 821	2, 656	613	18.8
Females.....		2	2	1	1	1	1	1	1	1	1	1	1	1	(1)
Bolts, nuts, washers, and rivets.....	27	5, 278	5, 420	5, 644	5, 619	5, 799	5, 735	5, 817	5, 649	5, 353	5, 396	5, 397	5, 111	706	12.1
Males.....		4, 392	4, 479	4, 695	4, 657	4, 790	4, 731	4, 837	4, 767	4, 493	4, 527	4, 552	4, 320	517	10.7
Females.....		886	941	949	962	1, 009	1, 004	980	882	860	869	845	791	218	21.6
Burial vaults, steel.....	7	131	133	131	142	162	140	130	137	149	155	144	156	32	19.8
Males.....		130	132	130	141	161	139	129	136	148	154	143	155	32	19.9
Females.....		1	1	1	1	1	1	1	1	1	1	1	1		
Calculating machines, including cash registers, time clocks and locks, and gas and water meters.....	21	8, 033	8, 255	8, 401	8, 485	8, 591	8, 610	8, 449	8, 225	8, 186	8, 149	8, 124	7, 938	672	7.8
Males.....		7, 240	7, 419	7, 557	7, 624	7, 688	7, 706	7, 536	7, 343	7, 320	7, 282	7, 253	7, 102	604	7.8
Females.....		793	836	844	861	903	904	913	882	866	867	871	836	120	13.1
Cutlery and tools.....	70	3, 671	3, 664	3, 823	3, 917	3, 929	3, 965	3, 940	3, 914	3, 812	3, 863	3, 807	3, 770	394	9.9
Males.....		3, 141	3, 224	3, 373	3, 453	3, 443	3, 453	3, 428	3, 402	3, 323	3, 311	3, 284	3, 241	312	9.0
Females.....		430	440	450	464	486	512	512	512	489	552	523	529	122	22.1
Doors and shutters, iron and steel.....	7	506	510	492	523	543	553	588	585	596	621	642	646	157	23.8
Males.....		504	508	488	517	490	523	571	568	587	606	628	635	147	23.1
Females.....		2	2	4	6	7	10	17	17	9	15	14	11	15	(1)
Files.....	4	136	143	141	200	201	203	209	185	190	185	176	154	73	34.9
Males.....		125	130	128	184	184	184	192	168	174	170	162	143	67	34.9
Females.....		11	13	13	16	17	19	17	17	16	15	14	11	8	(1)
Forgings.....	34	4, 693	4, 821	4, 970	4, 820	4, 676	4, 888	5, 103	5, 062	4, 753	4, 670	4, 317	4, 382	786	15.4
Males.....		4, 318	4, 425	4, 574	4, 385	4, 282	4, 468	4, 707	4, 544	4, 385	4, 197	4, 001	4, 041	706	15.0
Females.....		375	396	396	444	394	420	396	396	368	373	316	341	202	39.0
Foundry and machine-shop products.....	1, 086	86, 232	90, 167	93, 710	95, 812	97, 927	99, 779	99, 011	97, 701	93, 527	89, 244	86, 893	85, 726	14, 053	14.1
Males.....		83, 737	87, 565	90, 924	92, 888	94, 991	96, 853	94, 937	90, 917	86, 735	84, 389	83, 264	13, 589	13, 589	14.0
Females.....		2, 495	2, 602	2, 786	2, 924	2, 936	2, 926	2, 784	2, 784	2, 610	2, 509	2, 504	2, 462	474	16.1
Gas engines and tractors.....	20	1, 501	1, 547	1, 743	1, 873	1, 907	1, 852	1, 691	1, 620	1, 452	1, 534	1, 587	1, 632	455	23.9
Males.....		1, 500	1, 546	1, 741	1, 871	1, 907	1, 852	1, 691	1, 620	1, 452	1, 534	1, 587	1, 632	455	23.9
Females.....		1	1	2	2	2	2	2	2	2	2	2	2	2	(1)
Nails and spikes, cut, wrought, and wire.....	5	715	736	744	695	686	728	678	734	639	580	507	438	306	41.1
Males.....		625	631	635	593	579	620	586	642	596	543	469	400	242	37.7
Females.....		90	95	109	102	107	108	92	92	43	37	38	38	72	66.1
Pumps and windmills.....	28	3, 260	3, 442	3, 528	3, 590	3, 435	3, 495	3, 447	3, 555	3, 607	3, 481	3, 420	3, 442	347	9.6
Males.....		3, 242	3, 426	3, 513	3, 578	3, 421	3, 482	3, 432	3, 542	3, 596	3, 473	3, 421	3, 436	354	9.8
Females.....		18	16	15	12	14	13	15	13	11	8	8	6	12	(1)
Safes and vaults.....	11	2, 439	2, 457	2, 508	2, 553	2, 539	2, 561	2, 630	2, 683	2, 594	2, 593	2, 585	2, 506	244	9.1
Males.....		2, 431	2, 445	2, 492	2, 537	2, 523	2, 545	2, 623	2, 667	2, 578	2, 576	2, 568	2, 496	236	8.8
Females.....		8	12	16	16	16	16	16	16	16	17	17	10	9	(1)
Saws.....	5	135	142	138	122	111	113	137	147	141	137	136	133	36	24.5
Males.....		135	142	138	122	111	113	137	147	141	137	136	133	36	24.5

1 Not computed owing to small number represented.

TABLE A.—Fluctuation in employment in industries other than mining and quarrying in Ohio, 1914 to 1929, by occupation group, industry, and sex—Continued

1923: WAGE EARNERS—Continued

Industry and sex	Number of establishments reporting	Number employed on the 15th of each month												Variation from maximum	
		January	February	March	April	May	June	July	August	September	October	November	December	Number	Per cent
Manufactures—Continued.															
Iron and steel and their products—Continued.															
Scales and balances.....	3	493	471	472	459	471	461	483	507	514	513	511	516	57	11.0
Males.....		477	456	457	447	458	449	472	496	503	501	499	504	57	11.3
Females.....		16	15	15	12	13	12	11	11	11	12	12	12	5	(¹)
Screws, machine and wood.....	6	785	852	866	838	765	797	907	822	785	720	680	661	246	27.1
Males.....		553	543	551	569	542	514	578	553	510	474	456	447	134	23.1
Females.....		232	309	315	269	223	283	329	269	275	246	224	214	115	35.0
Sewing machines, cases, and attachments.....	3	918	924	891	868	825	851	869	773	636	644	683	530	394	42.7
Males.....		877	886	860	840	796	821	841	746	614	621	661	511	375	42.3
Females.....		41	38	31	28	29	30	28	27	22	22	22	19	22	(¹)
Springs, coil.....	19	272	271	313	315	292	296	296	274	293	311	345	329	74	21.4
Males.....		243	242	284	278	253	258	262	265	265	281	312	303	70	22.4
Females.....		29	29	29	37	39	38	34	28	28	30	33	26	13	(¹)
Steel works and rolling mills.....	62	64,071	64,185	71,839	69,362	71,451	72,610	70,921	73,270	72,707	74,251	73,703	71,811	10,180	13.7
Males.....		63,701	63,744	71,398	68,925	71,000	72,145	70,456	72,825	72,247	73,770	73,225	71,359	10,669	13.6
Females.....		370	441	441	437	451	465	465	446	460	481	478	452	111	23.1
Stoves and furnaces.....	93	9,010	9,951	10,085	10,315	10,415	10,282	9,353	9,448	9,300	9,921	10,015	9,639	1,405	13.6
Males.....		8,655	9,595	9,683	9,915	9,946	9,863	9,022	9,289	9,482	9,633	9,728	9,351	1,291	13.0
Females.....		355	356	402	400	469	419	331	359	318	287	288	288	182	33.8
Tin plate and replate.....	7	4,728	4,610	4,451	4,349	4,701	4,906	4,827	5,158	5,124	5,512	5,521	5,154	1,172	21.2
Males.....		4,542	4,430	4,255	4,169	4,517	4,733	4,661	4,932	4,962	5,332	5,342	5,016	1,173	22.0
Females.....		186	180	196	180	184	173	166	176	162	180	179	138	14	3.2
Wire.....	10	5,639	5,628	5,675	5,538	5,434	5,378	5,532	5,562	5,862	5,619	5,823	5,800	541	9.1
Males.....		5,553	5,496	5,543	5,399	5,296	5,239	5,391	5,448	5,720	5,776	5,687	5,662	537	9.3
Females.....		136	132	132	139	138	139	141	144	142	143	136	138	12	3.3
Wirework, wire rope, and cable.....	29	608	620	684	693	701	739	697	638	605	633	613	600	139	18.8
Males.....		530	533	576	585	589	625	592	546	525	547	534	522	103	16.5
Females.....		78	87	108	108	112	114	105	92	80	83	79	78	36	31.6
Iron and steel and their products, n. o. c.....	13	3,176	3,417	3,740	3,690	3,578	3,785	3,731	3,836	3,672	3,780	3,529	3,331	660	17.2
Males.....		3,140	3,380	3,705	3,654	3,544	3,751	3,701	3,808	3,644	3,753	3,502	3,306	668	17.5
Females.....		36	37	35	36	34	34	30	28	28	27	27	23	14	(¹)
Leather and leather products.....	145	16,199	16,894	17,033	16,394	15,671	16,037	16,295	16,367	16,167	16,229	16,276	15,629	1,404	8.2
Males.....		10,383	10,772	10,719	10,390	10,092	10,088	10,244	10,244	10,116	10,113	10,037	9,633	1,139	10.6
Females.....		5,816	6,122	6,314	6,004	5,579	5,949	6,051	6,123	6,051	6,116	6,239	5,996	785	11.6

	13	97	101	101	95	93	89	90	97	95	93	95	99	12	11.9
Belting.....		97	101	101	95	93	89	90	97	95	93	95	99	12	11.9
Males.....		91	94	94	90	86	83	84	89	89	88	90	94	11	11.7
Females.....		6	7	7	5	7	6	6	8	6	5	5	5	3	(1)
Boots, shoes, cut stock, and findings.....	56	13,338	13,927	14,051	13,414	12,665	13,062	13,399	13,525	13,374	13,403	13,409	12,774	1,386	9.9
Males.....		7,787	8,121	8,101	7,796	7,501	7,534	7,798	7,798	7,699	7,719	7,624	7,226	895	11.0
Females.....		5,551	5,806	5,950	5,618	5,164	5,528	5,651	5,727	5,675	5,684	5,785	5,548	786	13.2
Gloves and mittens, leather.....	3	138	155	167	171	187	176	184	190	181	181	189	200	62	31.0
Males.....		49	43	49	53	56	60	61	61	56	56	61	63	20	(1)
Females.....		89	112	111	118	111	116	123	129	125	125	128	137	48	35.0
Leather, tanned, curried, and finished.....	25	1,856	1,866	1,831	1,798	1,801	1,791	1,753	1,688	1,651	1,645	1,660	1,650	241	11.8
Males.....		1,833	1,845	1,811	1,776	1,777	1,765	1,730	1,665	1,629	1,604	1,613	1,600	225	13.3
Females.....		23	21	23	22	24	26	23	23	22	41	47	50	29	(1)
Saddlery and harness.....	16	440	472	473	479	476	463	441	439	428	446	457	446	51	10.6
Males.....		405	435	417	426	412	399	372	386	378	379	389	388	63	14.5
Females.....		35	37	56	53	64	64	69	53	50	67	68	58	34	(1)
Trunks and valises.....	18	135	139	129	140	161	150	155	157	155	156	162	160	33	20.4
Males.....		112	120	116	125	139	129	134	136	134	135	137	138	27	19.4
Females.....		23	19	13	15	22	21	21	21	21	21	25	22	12	(1)
Leather and leather products, n. o. c.....	14	195	234	288	297	308	306	273	271	283	305	304	300	113	36.7
Males.....		106	114	134	124	121	118	115	109	131	132	123	124	28	20.9
Females.....		89	120	154	173	187	188	158	162	152	173	181	176	99	52.7
Liquors and beverages.....	124	1,865	1,876	1,937	2,027	2,212	2,613	2,532	2,687	2,405	2,078	1,938	1,863	969	34.2
Males.....		1,836	1,849	1,887	1,975	2,158	2,559	2,788	2,636	2,369	2,047	1,885	1,832	956	34.3
Females.....		29	27	50	52	54	54	44	51	36	31	53	31	13	(1)
Mineral waters and beverages.....	119	1,724	1,739	1,794	1,882	2,065	2,451	2,674	2,526	2,251	1,980	1,791	1,791	97	35.8
Males.....		1,701	1,716	1,749	1,839	2,019	2,409	2,640	2,483	2,223	1,903	1,744	1,692	948	35.9
Females.....		23	23	45	43	46	42	34	43	28	27	47	28	24	(1)
Liquors and beverages, n. o. c.....	5	141	137	143	145	147	162	153	161	154	145	147	145	25	15.4
Males.....		135	133	138	136	139	150	143	153	146	144	141	140	20	13.1
Females.....		6	4	5	9	8	12	10	8	8	6	6	5	5	(1)
Lumber and its products.....	1,007	25,134	25,726	26,133	26,432	26,782	27,872	27,791	27,533	27,357	27,554	27,336	26,471	2,738	9.8
Males.....		23,425	23,992	24,366	24,660	24,969	25,954	25,916	25,697	25,478	25,538	25,310	24,554	2,529	9.7
Females.....		1,709	1,734	1,767	1,772	1,813	1,918	1,875	1,836	1,879	1,966	2,026	1,917	317	15.6
Baskets, wood, rattan, and willow.....	16	351	315	306	357	409	499	516	463	427	399	367	313	210	40.7
Males.....		210	205	198	229	267	301	308	276	263	245	217	194	114	37.0
Females.....		141	110	108	129	142	198	208	187	164	154	150	115	103	48.5
Boxes, cigar.....	17	341	330	319	302	292	286	308	301	328	330	344	351	65	18.5
Males.....		133	124	119	112	107	100	107	106	120	119	119	125	33	24.8
Females.....		208	206	200	190	185	186	198	193	208	210	225	226	41	18.1
Boxes and packing crates.....	39	1,297	1,335	1,391	1,392	1,404	1,454	1,444	1,398	1,435	1,360	1,324	1,294	160	11.0
Males.....		1,211	1,256	1,308	1,298	1,297	1,345	1,353	1,302	1,317	1,270	1,231	1,216	142	10.5
Females.....		86	79	83	94	107	109	91	96	118	90	93	78	40	33.9
Coffins and undertakers' goods.....	12	851	872	869	845	834	824	807	817	826	841	825	812	65	7.5
Males.....		685	698	698	675	664	659	645	658	676	676	657	647	53	7.6
Females.....		166	174	171	170	170	165	162	172	168	165	168	165	12	6.9
Cooperage and related goods.....	91	1,482	1,458	1,513	1,513	1,537	1,611	1,591	1,673	1,682	1,717	1,585	1,427	290	18.9
Males.....		1,427	1,407	1,454	1,430	1,456	1,527	1,508	1,598	1,604	1,637	1,519	1,361	276	18.9
Females.....		55	51	59	83	81	84	83	75	78	80	66	66	33	(1)
Furniture.....	160	7,163	7,393	7,474	7,521	7,497	7,854	7,760	7,832	7,693	7,614	7,577	7,240	691	8.8
Males.....		6,845	7,061	7,128	7,136	7,101	7,377	7,317	7,388	7,252	7,166	7,117	6,843	605	7.4
Females.....		318	332	346	385	396	477	443	444	431	448	460	397	159	33.3

1 Not computed owing to small number represented.

TABLE A.—Fluctuation in employment in industries other than mining and quarrying in Ohio, 1914 to 1929, by occupation group, industry, and sex—Continued

1923: WAGE EARNERS—Continued

Industry and sex	Number of establishments reporting	Number employed on the 15th of each month												Variation from maximum	
		January	February	March	April	May	June	July	August	September	October	November	December	Number	Per cent
Manufactures—Continued.															
Lumber and its products—Continued.															
Furniture, wicker and reed.....	4	265	258	284	268	253	251	262	273	260	252	255	254	33	11.6
Males.....		233	217	241	226	211	207	220	234	225	216	221	221	34	14.1
Females.....		32	41	43	42	42	44	42	39	35	36	34	33	12	(¹)
Lasts.....	7	358	385	375	369	357	375	427	439	424	412	419	409	82	18.7
Males.....		341	366	354	364	355	346	393	399	392	380	387	381	64	16.0
Females.....		17	19	21	25	22	29	34	40	32	32	32	28	23	(¹)
Looking-glass and picture frames.....	9	285	291	314	317	311	308	291	311	308	321	311	281	40	12.5
Males.....		257	260	280	285	278	273	264	279	279	288	282	257	31	10.8
Females.....		28	31	34	32	33	35	27	32	29	33	29	24	11	(¹)
Matches.....	6	1,718	1,750	1,698	1,680	1,644	1,754	1,680	1,626	1,718	1,832	1,903	1,865	277	14.6
Males.....		1,227	1,276	1,233	1,217	1,189	1,295	1,220	1,197	1,280	1,374	1,417	1,399	228	16.9
Females.....		491	474	465	463	455	459	460	429	438	458	486	466	62	12.6
Saw-mill and planing-mill products.....	585	9,552	9,825	9,984	10,226	10,510	10,905	10,906	10,684	10,562	10,785	10,759	10,609	1,354	12.4
Males.....		9,437	9,681	9,783	10,122	10,408	10,829	10,836	10,613	10,432	10,584	10,533	10,338	1,399	12.9
Females.....		115	144	151	104	102	76	70	71	130	201	226	271	201	74.2
Show cases.....	10	223	229	241	243	257	258	291	282	266	271	271	279	68	23.4
Males.....		212	220	232	235	250	250	282	273	258	263	263	271	70	24.8
Females.....		11	9	9	8	7	8	9	9	8	8	8	8	4	(¹)
Wood bending, turning, and carving.....	44	974	976	1,031	1,030	1,053	1,056	1,043	938	945	951	939	905	151	14.3
Males.....		913	907	966	963	1,007	1,008	993	889	905	900	890	869	139	13.8
Females.....		61	69	65	47	46	48	50	49	40	51	49	36	33	(¹)
Wood preserving.....	5	240	254	314	314	372	386	415	441	438	412	396	370	201	45.6
Males.....		240	254	314	314	372	386	415	441	438	412	396	370	201	45.6
Lumber and its products, n. o. c.....	2	54	55	58	55	52	51	55	55	55	57	61	62	11	(¹)
Males.....		54	55	58	55	52	51	55	55	55	57	61	62	11	(¹)
Metals and meta products.....	456	33,950	35,023	36,233	35,966	36,029	35,853	34,437	33,717	32,282	32,166	32,319	31,799	4,434	12.2
Males.....		28,402	29,508	30,640	30,384	30,287	30,019	28,818	28,328	26,919	26,587	26,594	26,210	4,430	14.5
Females.....		5,548	5,515	5,593	5,582	5,742	5,834	5,619	5,389	5,363	5,579	5,725	5,589	471	8.1
Brass, bronze, and aluminum products.....	128	8,672	8,744	8,957	9,151	9,186	9,085	8,501	8,230	7,965	7,684	7,494	7,548	1,692	18.4
Males.....		8,220	8,293	8,496	8,687	8,672	8,596	8,035	7,778	7,510	7,216	7,011	7,076	1,676	19.3
Females.....		452	451	461	464	514	489	466	452	455	468	483	472	63	12.3
Clocks, watches, and materials.....	7	711	736	759	767	779	786	802	800	796	830	848	863	152	17.6
Males.....		521	543	563	565	582	578	593	592	603	627	642	655	134	20.5
Females.....		190	193	196	202	197	208	209	208	193	203	206	208	19	9.1

PART 2.—GENERAL TABLE

Copper, tin, and sheet-iron products, including stamped and enameled ware.....	166	14,857	15,779	16,312	16,022	16,125	15,962	15,225	14,953	13,787	13,724	13,926	13,174	3,138	19.2
Males.....		12,850	13,752	14,243	13,955	13,953	13,734	13,116	13,021	11,969	11,802	11,972	11,333	2,860	20.1
Females.....		2,007	2,027	2,069	2,067	2,172	2,228	2,109	1,932	1,818	1,922	1,954	1,791	437	19.6
Electroplating.....	16	140	152	166	166	152	178	156	156	151	157	151	121	57	32.0
Males.....		139	151	165	165	151	178	155	155	150	156	150	120	58	32.6
Females.....		1	1	1	1	1	1	1	1	1	1	1	1	1	(1)
Galvanizing.....	7	157	168	188	201	201	191	191	194	192	200	176	205	45	23.4
Males.....		151	161	181	196	194	183	182	189	184	193	167	199	48	24.1
Females.....		6	7	7	5	7	8	9	5	7	7	9	6	4	(1)
Furniture (metal) and office fixtures.....	15	2,449	2,387	2,645	2,467	2,435	2,530	2,524	2,452	2,347	2,360	2,348	2,251	394	14.9
Males.....		2,228	2,185	2,443	2,267	2,213	2,301	2,283	2,217	2,127	2,135	2,122	2,025	418	17.1
Females.....		221	202	202	200	222	229	241	235	220	225	226	226	41	17.0
Gas and electric fixtures and lamps and reflectors.....	51	4,839	4,904	4,945	4,964	4,957	5,010	4,929	4,705	4,853	4,944	5,053	5,219	514	9.8
Males.....		2,427	2,517	2,553	2,582	2,585	2,597	2,596	2,424	2,439	2,463	2,504	2,624	200	7.6
Females.....		2,412	2,387	2,392	2,382	2,372	2,413	2,333	2,281	2,414	2,481	2,549	2,595	314	12.1
Jewelry, including reducing and refining.....	29	848	834	843	833	833	811	781	866	865	914	938	953	172	18.0
Males.....		694	692	687	683	681	659	625	711	718	767	778	783	258	20.2
Females.....		154	142	156	150	152	152	156	155	147	147	160	170	28	16.5
Silverware and plated ware.....	13	333	334	364	362	354	360	382	401	390	399	383	350	68	17.0
Males.....		307	311	340	340	332	335	359	370	369	371	358	334	64	17.3
Females.....		26	24	24	22	22	25	23	31	21	28	25	16	15	(1)
Smelting and refining, aluminum, brass, and copper.....	8	206	191	187	220	216	194	204	191	190	180	187	234	54	23.1
Males.....		194	179	172	205	204	178	188	173	178	165	170	218	53	24.3
Females.....		12	12	15	15	12	16	16	18	14	15	17	16	6	(1)
Smelting and refining, not from the ore.....	3	81	78	90	74	89	96	98	104	100	110	150	154	80	51.9
Males.....		81	78	90	74	89	96	98	104	100	110	150	154	80	51.9
Metals and metal products, other than iron and steel, n. o. c.....	13	657	715	777	739	702	650	644	665	646	664	665	727	133	17.1
Males.....		590	646	707	665	631	584	588	594	574	582	570	639	137	19.4
Females.....		67	69	70	74	71	66	56	71	72	82	95	88	39	(1)
Paper and printing.....	913	33,635	33,847	34,464	34,677	34,737	34,878	34,736	34,790	34,908	35,427	35,590	35,504	1,955	5.5
Males.....		25,704	25,833	26,255	26,265	26,370	26,466	26,443	26,346	26,623	26,677	26,868	26,847	1,164	4.3
Females.....		7,931	8,014	8,209	8,412	8,367	8,412	8,293	8,444	8,285	8,750	8,722	8,657	819	9.4
Bags, paper.....	11	802	741	798	822	829	837	840	869	880	874	869	831	139	15.8
Males.....		342	318	332	341	336	328	331	351	360	354	354	335	42	11.7
Females.....		460	423	466	481	493	509	509	518	520	520	515	496	97	18.7
Boxes, fancy and paper; drinking cups.....	70	3,966	4,019	4,041	4,013	3,959	4,067	4,102	3,960	4,176	4,368	4,409	4,258	450	10.2
Males.....		2,315	2,391	2,379	2,376	2,358	2,464	2,477	2,320	2,456	2,529	2,538	2,529	238	9.3
Females.....		1,651	1,628	1,662	1,637	1,601	1,603	1,625	1,640	1,720	1,834	1,856	1,729	255	13.7
Card cutting and designing.....	3	157	173	182	190	179	166	167	169	197	224	227	214	70	30.8
Males.....		89	95	97	95	91	90	93	98	107	119	120	109	31	25.8
Females.....		68	78	85	95	88	76	74	71	90	105	107	105	39	36.4
Engraving and diesinking.....	11	211	200	221	226	232	249	235	240	227	215	225	245	49	19.7
Males.....		121	121	122	124	121	119	119	120	118	122	126	130	12	9.2
Females.....		90	79	99	102	111	130	116	120	109	93	99	115	51	39.2
Envelopes.....	7	1,321	1,309	1,359	1,386	1,373	1,376	1,387	1,338	1,331	1,360	1,397	1,398	89	6.4
Males.....		500	504	543	534	528	536	552	532	533	533	542	547	52	9.4
Females.....		821	805	816	852	845	845	835	806	798	827	855	851	57	6.7

¹Not computed owing to small number represented.

TABLE A.—*Fluctuation in employment in industries other than mining and quarrying in Ohio, 1914 to 1929, by occupation group, industry, and sex—Continued*

1923: WAGE EARNERS—Continued

Industry and sex	Number of establishments reporting	Number employed on the 15th of each month												Variation from maximum		
		January	February	March	April	May	June	July	August	September	October	November	December	Number	Per cent	
Manufactures—Continued.																
Paper and printing—Continued.																
Labels and tags.....	10	641	655	695	716	721	722	692	695	685	651	638	666	84	11.6	
Males.....		507	519	528	545	557	556	539	544	540	518	508	533	50	9.0	
Females.....		134	136	167	171	164	166	153	151	145	133	130	133	41	24.0	
Paper, including stationery.....	64	7,681	7,691	7,835	7,942	8,168	8,149	7,916	7,905	7,944	7,896	7,921	7,920	487	6.0	
Males.....		6,630	6,587	6,693	6,768	6,947	6,867	6,857	6,855	6,898	6,862	6,867	6,856	361	5.2	
Females.....		1,051	1,104	1,142	1,174	1,220	1,202	1,049	1,050	1,046	1,034	1,054	1,064	186	15.2	
Photo-engraving.....	24	427	434	429	425	425	444	435	434	426	436	448	464	39	8.4	
Males.....		424	431	426	422	421	439	430	429	420	432	444	461	41	8.9	
Females.....		3	3	3	3	4	5	5	5	5	4	4	3	2	(1)	
Printing and publishing.....	668	17,306	17,457	17,682	17,760	17,672	17,741	17,838	18,062	17,871	18,188	18,230	18,289	983	5.4	
Males.....		13,724	13,784	14,016	13,962	13,928	13,945	13,988	14,054	14,111	14,086	14,220	14,214	496	3.5	
Females.....		3,582	3,673	3,666	3,798	3,744	3,796	3,850	4,008	3,760	4,102	4,010	4,075	520	12.7	
Stereotyping and electrotyping.....	29	661	676	688	689	681	678	678	689	689	696	699	704	43	6.1	
Males.....		652	666	676	675	667	660	664	663	674	677	682	686	34	5.0	
Females.....		9	10	12	14	14	13	12	15	15	19	17	18	10	(1)	
Paper and printing, n. o. c.....	16	462	492	534	508	498	454	443	440	433	524	527	515	94	17.6	
Males.....		400	417	443	423	415	387	383	380	406	445	452	447	72	15.9	
Females.....		62	75	91	85	83	67	65	60	77	79	75	68	31	(1)	
Rubber products.....	119	49,885	53,107	54,464	55,312	54,922	50,573	36,514	42,048	39,570	40,378	41,995	43,600	18,798	34.0	
Males.....		44,067	46,556	47,230	47,862	47,604	43,267	30,010	35,785	33,587	34,310	35,567	37,101	17,852	37.3	
Females.....		5,828	6,551	7,234	7,450	7,318	7,306	6,504	6,263	5,983	6,068	6,428	6,499	1,622	21.8	
Druggists' sundries and toys, rubber.....	43	3,621	3,907	4,073	4,265	4,334	4,382	4,214	3,935	3,734	3,741	3,795	3,667	761	17.4	
Males.....		2,517	2,708	2,821	2,973	3,052	3,024	2,918	2,753	2,579	2,623	2,690	2,615	535	17.5	
Females.....		1,104	1,199	1,252	1,292	1,282	1,358	1,296	1,182	1,155	1,118	1,105	1,052	306	22.5	
Tires and tubes.....	75	46,257	49,193	50,384	51,040	50,581	46,185	32,294	38,107	35,829	36,630	38,193	39,926	18,746	36.7	
Males.....		41,534	43,842	44,403	44,883	44,546	40,238	27,087	33,027	31,006	31,684	32,874	34,483	17,796	39.6	
Females.....		4,723	5,351	5,981	6,157	6,035	5,947	5,207	5,080	4,824	4,946	5,319	5,443	1,434	23.3	
Rubber products, n. o. c.....	1	7	7	7	7	7	6	6	6	7	7	7	7	1	(1)	
Males.....		6	6	6	6	6	5	5	5	3	3	3	3	3	(1)	
Females.....		1	1	1	1	1	1	1	1	4	4	4	4	3	(1)	
Stone, clay, and glass products.....	674	38,825	39,857	42,317	43,171	44,001	45,154	43,731	44,830	44,085	44,034	43,775	42,852	6,329	14.0	
Males.....		32,909	33,720	35,889	36,648	37,553	38,567	37,387	38,353	37,537	37,435	37,156	36,351	5,658	14.7	
Females.....		5,916	6,137	6,428	6,523	6,448	6,587	6,344	6,477	6,548	6,599	6,619	6,501	703	10.6	
Brick and tile, clay.....	165	4,537	4,634	5,179	5,591	5,932	6,111	5,921	5,969	5,669	5,696	5,696	5,375	5,200	1,574	25.8
Males.....		4,532	4,630	5,175	5,587	5,928	6,103	5,912	5,956	5,658	5,684	5,375	5,181	1,571	25.7	
Females.....		5	4	4	4	4	8	9	13	11	12	18	19	15	(1)	

Cement	10	750	825	923	860	964	996	1,022	1,049	1,038	992	989	1,068	318	29.8
Males		747	820	919	856	960	988	1,015	1,040	1,027	983	979	1,058	311	29.4
Females		3	5	4	4	4	8	7	9	11	9	10	10	8	(1)
Concrete products	100	664	661	757	897	977	1,059	1,051	1,084	991	954	908	805	408	38.5
Males		664	651	757	896	976	1,058	1,050	1,084	991	954	908	805	407	38.5
Females					1	1	1	1	1					1	(1)
Glass	43	9,161	9,226	9,876	9,829	10,060	10,123	8,838	9,702	9,559	9,439	9,476	9,139	1,285	12.7
Males		7,647	7,718	8,240	8,237	8,470	8,531	7,419	8,323	8,085	7,997	7,961	7,660	1,139	13.0
Females		1,514	1,508	1,636	1,592	1,590	1,592	1,419	1,379	1,474	1,442	1,515	1,479	217	13.3
Glass cutting and ornamenting	20	238	251	285	299	297	301	314	312	296	288	290	276	76	24.2
Males		197	200	199	206	204	208	221	228	214	210	213	203	31	15.6
Females		41	51	86	93	93	93	93	84	82	78	77	73	52	(1)
Lime	6	291	249	290	296	310	354	336	332	344	311	299	260	105	29.7
Males		291	249	290	296	310	354	336	332	344	311	299	260	105	29.7
Marble and stone work; stone yards	68	700	747	815	880	886	898	1,026	1,024	1,016	1,012	1,004	954	326	31.8
Males		700	747	815	880	886	898	1,026	1,024	1,016	1,012	1,004	954	326	31.8
Mirrors	13	246	264	283	269	271	291	296	258	266	257	249	239	52	17.9
Males		230	247	266	251	250	270	244	234	243	237	231	222	48	17.8
Females		16	17	17	18	21	22	24	24	22	20	18	17	8	(1)
Pottery, terra-cotta and fire-clay products	183	20,445	21,161	21,929	22,261	22,197	22,828	22,796	22,947	22,792	23,077	23,305	23,124	2,860	12.3
Males		16,110	16,641	17,267	17,489	17,476	17,979	18,022	18,138	17,914	18,158	18,345	18,245	2,235	12.2
Females		4,335	4,520	4,662	4,772	4,721	4,849	4,774	4,809	4,878	4,919	4,960	4,879	625	12.6
Stone and clay, crushing and grinding	42	401	393	466	428	487	526	534	553	476	416	330	275	278	50.3
Males		401	393	466	428	487	526	534	553	476	416	330	275	278	50.3
Wall plaster, including hydrated lime	12	927	962	1,014	1,052	1,103	1,135	1,097	1,121	1,105	1,045	1,011	967	208	18.3
Males		927	962	1,014	1,052	1,103	1,135	1,097	1,121	1,105	1,045	1,011	967	208	18.3
Stone, clay, and glass products, n. o. c.	12	465	464	500	529	517	532	530	529	533	547	544	545	83	15.2
Males		463	462	481	503	517	511	510	514	528	523	521	66	66	12.5
Females		2	2	19	19	14	15	19	19	19	21	21	24	22	(1)
Textiles	679	41,756	43,786	45,226	45,231	45,095	45,504	45,408	44,529	44,148	44,508	43,957	42,642	3,748	8.2
Males		14,702	15,204	15,631	15,574	15,574	15,636	15,388	15,132	14,989	15,011	14,977	14,642	994	6.4
Females		27,054	28,582	29,595	29,655	29,521	29,868	30,020	29,397	29,209	29,497	28,980	28,000	2,966	9.9
Awnings, tents, and sails, including auto fabrics	38	1,483	1,541	1,823	1,865	1,928	1,964	1,798	1,549	1,497	1,506	1,492	1,543	532	27.1
Males		668	716	790	855	947	921	832	702	774	716	632	621	326	34.4
Females		815	825	1,033	1,010	981	1,043	966	757	723	790	860	922	320	30.7
Bags, other than paper	8	548	682	698	671	692	704	711	694	670	699	709	670	163	22.9
Males		189	187	185	185	192	201	204	194	196	206	209	196	24	11.5
Females		359	495	513	486	500	503	507	500	483	493	500	474	154	30.0
Buttonholes	6	96	99	101	98	100	102	100	104	106	108	114	105	18	15.8
Males		16	16	16	16	16	15	15	15	15	15	15	13	3	(1)
Females		80	83	85	82	84	87	85	89	91	92	99	92	19	(1)
Carpets and rugs	11	66	65	78	94	109	104	103	101	94	93	98	86	44	40.4
Males		58	57	66	82	97	89	90	89	82	81	86	75	40	(1)
Females		8	8	12	12	12	15	13	12	12	12	12	11	7	(1)
Clothing, men's, including shirts and coat pads	189	12,336	12,907	13,205	13,277	13,434	13,398	13,193	13,327	13,471	13,671	13,728	13,282	1,392	10.1
Males		3,449	3,531	3,697	3,759	3,801	3,829	3,797	3,875	3,918	3,862	3,943	3,804	494	12.5
Females		8,887	9,376	9,508	9,518	9,633	9,569	9,396	9,452	9,553	9,809	9,785	9,478	922	9.4

¹ Not computed owing to small number represented.

TABLE A.—Fluctuation in employment in industries other than mining and quarrying in Ohio, 1914 to 1929, by occupation group, industry, and sex—Continued

1923: WAGE EARNERS—Continued

Industry and sex	Number of establishments reporting	Number employed on the 15th of each month												Variation from maximum	
		January	February	March	April	May	June	July	August	September	October	November	December	Number	Per cent
Manufactures—Continued.															
Textiles—Continued.															
Clothing, women's, including corsets.....	112	5,770	6,229	6,289	6,059	5,971	5,980	6,384	6,288	5,949	5,585	5,241	4,847	1,537	24.1
Males.....		1,438	1,542	1,563	1,498	1,453	1,428	1,540	1,510	1,431	1,388	1,316	1,228	325	20.9
Females.....		4,332	4,687	4,726	4,561	4,518	4,844	4,778	4,518	4,518	4,197	3,925	3,619	1,225	25.3
Cordage, twine, jute, and linen goods.....	8	1,270	1,343	1,322	1,235	1,217	1,236	1,063	846	789	827	809	860	554	41.3
Males.....		1,048	1,110	1,084	996	978	985	878	720	641	667	635	675	475	42.8
Females.....		222	233	238	239	239	251	185	126	148	160	174	185	125	49.8
Cotton goods and small wares.....	3	112	116	115	111	106	106	104	98	95	107	119	119	24	20.2
Males.....		25	26	26	26	25	25	22	21	24	26	25	25	5	(1)
Females.....		87	90	89	85	81	81	79	76	74	83	93	94	20	(1)
Custom tailoring, men's and women's.....	87	1,639	1,675	1,756	1,755	1,763	1,760	1,694	1,633	1,712	1,824	1,844	1,764	211	11.4
Males.....		657	675	725	709	718	729	685	693	720	710	727	693	72	9.9
Females.....		982	1,000	1,031	1,046	1,045	1,031	1,009	940	992	1,114	1,117	1,071	177	15.8
Dyeing and finishing textiles, including															
Sponging.....	8	366	369	371	374	379	388	385	378	334	349	349	366	54	13.9
Males.....		296	298	299	297	303	312	310	301	266	279	282	291	46	14.7
Females.....		70	71	72	77	76	75	77	68	70	67	67	75	10	(1)
Flags, banners, and regalia.....	11	969	1,017	1,071	1,066	1,081	1,090	1,050	1,080	1,038	1,056	1,015	978	121	11.1
Males.....		420	447	454	452	458	476	460	454	456	443	425	56	11.8	
Females.....		549	570	617	614	623	614	590	570	584	600	572	553	74	11.9
Furnishing goods, men's.....	15	326	331	345	350	332	334	325	313	318	330	337	327	37	10.6
Males.....		72	69	68	69	67	67	65	65	65	64	65	65	8	(1)
Females.....		254	262	277	281	265	267	260	248	253	266	272	262	33	11.7
Gloves, cloth.....	30	2,073	2,201	2,267	2,332	2,337	2,469	2,626	2,633	2,570	2,630	2,735	2,818	745	26.4
Males.....		269	283	293	296	305	319	325	333	332	319	343	370	101	27.3
Females.....		1,804	1,918	1,974	2,036	2,029	2,150	2,301	2,300	2,238	2,311	2,392	2,448	644	26.3
Hats and caps, other than felt, straw, or wool.....	23	472	483	485	470	470	457	484	481	491	479	482	484	37	7.5
Males.....		179	183	185	184	186	186	187	188	185	185	185	168	20	10.6
Females.....		293	300	300	286	284	271	298	294	303	294	297	286	32	10.6
Horse clothing.....	3	467	482	471	466	461	460	430	427	432	426	442	445	56	11.6
Males.....		240	222	222	221	214	208	202	192	191	199	197	200	49	20.4
Females.....		227	260	249	245	247	252	228	235	241	227	245	245	33	12.7
Hosiery and knit goods.....	35	4,251	4,478	4,838	5,057	5,092	5,386	5,300	5,117	5,226	5,240	4,854	4,405	1,135	21.1
Males.....		993	1,031	1,055	1,076	1,063	1,078	1,084	1,073	1,064	1,088	1,042	1,000	95	8.7
Females.....		3,258	3,447	3,783	3,981	4,029	4,308	4,216	4,044	4,162	4,152	3,812	3,405	1,050	24.4

Mattresses, pillows, and cotton felts.....	31	2,352	2,373	2,417	2,442	2,318	2,418	2,351	2,270	2,271	2,346	2,316	2,310	172	7.0
Males.....		1,744	1,762	1,789	1,766	1,710	1,754	1,699	1,674	1,692	1,771	1,767	1,782	115	6.4
Females.....		608	611	628	676	608	664	652	596	579	575	549	528	148	21.9
Millinery and lace goods, including artificial flowers and feathers.....	24	1,314	1,423	1,390	1,320	1,209	1,068	1,200	1,286	1,253	1,244	1,084	1,150	355	24.9
Males.....		316	328	326	320	311	296	301	304	312	320	285	267	61	18.6
Females.....		998	1,095	1,064	1,000	898	772	899	982	941	924	799	883	323	29.5
Oilcloth and linoleum.....	3	331	354	377	373	363	348	316	297	300	354	364	347	80	21.2
Males.....		312	334	356	354	343	328	298	279	283	333	340	327	77	21.6
Females.....		19	20	21	19	20	20	18	18	17	21	24	20	7	(1)
Shoddy.....	3	514	513	520	485	491	462	471	483	479	490	526	534	72	13.5
Males.....		387	384	389	363	349	323	335	350	346	356	393	409	86	21.0
Females.....		127	129	131	122	142	139	136	133	133	134	133	125	20	14.1
Silk and silk goods, including throwsters.....	5	1,099	1,133	1,270	1,311	1,319	1,318	1,270	1,179	1,099	1,207	1,331	1,317	232	17.4
Males.....		467	488	544	565	587	596	567	498	487	513	554	543	129	21.6
Females.....		632	645	726	746	732	722	703	681	612	694	777	774	165	21.2
Woolen, worsted, and wool-felt goods, includ- ing fur and felt hats.....	17	3,465	3,517	3,565	3,563	3,440	3,474	3,554	3,529	3,462	3,451	3,555	3,461	125	3.5
Males.....		1,254	1,316	1,314	1,301	1,253	1,273	1,287	1,301	1,258	1,301	1,262	1,263	63	4.8
Females.....		2,211	2,213	2,249	2,262	2,187	2,201	2,267	2,228	2,204	2,191	2,260	2,199	80	3.5
Textiles, n. o. c.....	9	437	455	452	457	483	478	496	466	483	486	473	454	59	11.9
Males.....		205	211	193	186	195	198	203	205	203	198	197	203	25	11.8
Females.....		232	244	259	271	288	280	293	261	280	288	276	251	61	20.8
Tobacco.....	213	13,090	13,073	13,825	13,167	12,271	12,861	11,955	12,707	12,661	13,404	13,458	13,466	1,870	13.5
Males.....		3,406	3,499	3,726	3,494	3,127	3,223	2,914	2,976	3,017	3,152	3,185	3,186	812	21.8
Females.....		9,684	9,574	10,099	9,673	9,144	9,638	9,041	9,731	9,644	10,252	10,273	10,280	1,239	12.1
Chewing and smoking tobacco and snuff.....	8	1,321	1,348	1,395	1,374	1,379	1,467	1,435	1,460	1,386	1,410	1,278	1,239	246	16.6
Males.....		591	599	602	618	638	678	678	668	662	637	587	578	100	14.7
Females.....		730	749	793	756	741	789	807	792	724	773	691	661	146	18.1
Cigars and cigarettes.....	134	10,433	10,223	10,336	9,662	9,025	9,372	9,431	9,685	9,821	10,347	10,527	10,492	1,502	14.3
Males.....		2,244	2,175	2,160	2,045	1,809	1,833	1,803	1,815	1,887	1,942	1,990	1,937	441	19.7
Females.....		8,189	8,048	8,176	7,617	7,216	7,539	7,628	7,870	7,934	8,405	8,537	8,555	1,339	15.7
Rehandlers.....	71	1,336	1,502	2,094	2,131	1,867	2,022	1,039	1,562	1,454	1,647	1,645	1,735	1,092	51.2
Males.....		571	725	964	831	680	712	433	493	468	573	608	671	531	55.1
Females.....		765	777	1,130	1,300	1,187	1,310	606	1,069	986	1,074	1,045	1,064	704	53.7
Vehicles.....	331	60,702	65,154	69,423	70,377	70,792	70,085	67,889	64,243	59,103	58,573	59,390	58,590	12,283	17.4
Males.....		57,643	61,938	65,883	66,794	67,152	66,456	64,309	60,876	56,102	56,251	55,280	55,485	11,667	17.4
Females.....		3,059	3,216	3,540	3,583	3,640	3,629	3,580	3,367	3,001	3,044	3,109	3,024	639	17.6
Airplanes and parts.....	4	882	907	910	866	755	700	739	727	715	701	684	635	275	30.2
Males.....		877	902	902	858	747	692	734	725	713	699	681	632	270	29.9
Females.....		5	5	8	8	8	8	5	2	2	2	3	3	5	(1)
Automobile and parts.....	198	46,560	50,803	54,537	56,120	57,070	56,259	54,336	50,801	46,255	46,134	47,356	47,240	10,936	19.2
Males.....		43,649	47,751	51,183	52,735	53,630	52,838	50,904	47,581	43,417	43,260	44,400	44,325	10,370	19.3
Females.....		2,911	3,052	3,354	3,385	3,440	3,421	3,432	3,220	2,838	2,874	2,956	2,915	602	17.5
Bicycles, motor cycles, and parts.....	9	920	953	1,008	988	1,027	972	872	893	879	893	871	792	232	22.9
Males.....		868	894	937	917	960	913	820	845	818	829	813	752	208	21.7
Females.....		52	59	71	71	67	59	52	48	61	64	58	40	31	(1)
Carriages and sleds, children's.....	3	1,324	1,445	1,536	1,596	1,583	1,799	1,841	1,920	1,918	1,924	1,752	1,368	600	31.2
Males.....		1,255	1,468	1,450	1,450	1,483	1,681	1,773	1,849	1,843	1,845	1,682	1,323	594	32.1
Females.....		69	77	86	95	100	118	68	71	75	79	70	45	73	61.9

1 Not computed owing to small number represented.

TABLE A.—Fluctuation in employment in industries other than mining and quarrying in Ohio, 1914 to 1929, by occupation group, industry, and sex—Continued

1923: WAGE EARNERS—Continued

Industry and sex	Number of establishments reporting	Number employed on the 15th of each month												Variation from maximum	
		January	February	March	April	May	June	July	August	September	October	November	December	Number	Per cent
		Manufactures—Continued.													
Vehicles—Continued.															
Carriages, wagons, and materials, including repairing.....	81	2,191	2,246	2,176	1,816	1,828	1,903	1,807	1,653	1,627	1,524	1,533	1,529	722	32.1
Males.....		2,171	2,225	2,157	1,793	1,804	1,881	1,786	1,633	1,607	1,504	1,514	1,510	721	32.4
Females.....		20	21	19	23	24	22	21	20	20	20	19	19	5	(1)
Cars, steam and street railroad, not including operations of railroad companies.....	18	5,206	4,878	5,053	4,855	4,899	4,794	4,687	4,579	4,333	4,565	4,740	4,330	876	16.8
Males.....		5,205	4,877	5,052	4,854	4,898	4,793	4,686	4,574	4,328	4,560	4,737	4,328	877	16.8
Females.....		1	1	1	1	1	1	1	5	5	5	3	2	4	(1)
Ship and boat building.....	17	3,552	3,849	4,132	4,065	3,564	3,591	3,538	3,600	3,320	2,775	2,396	2,559	1,736	42.0
Males.....		3,551	3,848	4,131	4,065	3,564	3,591	3,537	3,608	3,320	2,775	2,396	2,559	1,735	42.0
Females.....		1	1	1	1	1	1	1	1	1	1	1	1	1	(1)
Vehicles, n. o. c.....	1	67	73	71	71	66	67	69	61	57	58	58	56	17	(1)
Males.....		67	73	71	71	66	67	69	61	56	57	58	56	17	(1)
Miscellaneous manufactures.....	733	37,719	40,373	42,410	42,911	43,441	44,154	43,491	42,503	42,280	41,952	41,152	40,463	6,435	14.6
Males.....		30,647	32,601	34,255	34,589	35,100	35,888	35,507	34,626	34,410	33,856	33,132	32,453	5,241	14.6
Females.....		7,072	7,682	8,155	8,322	8,341	8,266	7,984	7,877	7,850	8,096	8,020	8,007	1,269	15.2
Agricultural implements.....	33	3,885	4,250	4,369	4,232	4,070	3,675	3,392	3,350	3,306	3,237	3,388	3,500	1,132	25.9
Males.....		3,850	4,215	4,335	4,197	4,035	3,644	3,360	3,322	3,278	3,207	3,355	3,474	1,128	26.0
Females.....		35	35	34	35	35	31	32	28	28	30	33	35	7	(1)
Belt and hose, woven and rubber.....	3	113	117	109	103	99	105	88	78	75	71	72	76	46	39.3
Males.....		45	42	41	33	33	33	29	27	29	27	29	29	18	(1)
Females.....		68	75	68	70	66	72	59	51	46	44	45	47	31	(1)
Brooms and mops.....	25	275	274	274	283	264	266	219	237	254	289	314	309	95	30.3
Males.....		238	237	234	240	218	223	184	201	215	244	265	266	82	30.8
Females.....		37	37	40	43	46	43	35	36	39	45	49	43	14	(1)
Brushes.....	16	417	433	592	644	656	654	693	665	716	667	688	705	299	41.8
Males.....		261	263	422	467	482	483	507	488	537	494	507	527	276	51.4
Females.....		156	170	170	177	174	171	186	177	179	173	181	178	30	16.1
Coke.....	7	962	887	1,035	1,029	1,102	1,121	1,149	1,093	1,107	1,173	1,179	1,165	292	24.8
Males.....		962	887	1,035	1,029	1,102	1,121	1,149	1,093	1,107	1,173	1,179	1,165	292	24.8
Dairymen's, poulterers', and apiarists' supplies.....	5	478	531	506	435	390	411	443	447	456	502	479	469	141	26.6
Males.....		443	492	468	395	357	383	424	425	437	478	460	452	135	27.4
Females.....		35	39	38	40	33	28	19	22	19	24	19	17	23	(1)

Dentists' supplies.....	11	393	400	423	431	454	470	514	522	493	489	485	441	129	24.7
Males.....		256	260	268	271	286	282	315	325	310	312	317	278	69	21.2
Females.....		137	140	155	160	168	188	199	197	183	177	168	163	62	31.2
Electrical machinery, apparatus, and supplies.....	152	14,560	16,286	17,232	17,097	17,138	16,797	16,268	15,346	15,967	16,191	15,787	15,801	2,672	15.5
Males.....		11,877	13,134	13,779	13,685	13,796	13,599	13,348	12,422	13,090	13,189	12,930	12,761	1,919	13.9
Females.....		2,683	3,152	3,453	3,412	3,342	3,198	2,920	2,924	2,877	3,002	2,857	3,040	770	22.3
Enamelling and japanning.....	14	518	696	655	721	695	646	605	557	543	535	574	520	498	30.9
Males.....		389	490	573	534	507	475	431	416	406	449	411	382	191	33.3
Females.....		129	146	148	161	139	130	126	127	129	125	109	116	52	32.3
Fire extinguishers, chemical.....	4	250	261	271	264	257	259	240	279	293	300	312	316	76	24.1
Males.....		243	253	254	248	242	244	225	265	279	286	298	302	77	25.5
Females.....		7	8	17	16	15	15	14	14	14	14	14	14		(1)
Fireworks.....	4	95	103	107	109	127	127	101	103	103	105	97	98	32	25.2
Males.....		37	38	40	41	51	51	39	41	41	38	41	44	14	(1)
Females.....		58	65	67	68	76	76	62	62	62	67	56	54	22	(1)
Foundry supplies.....	8	173	179	177	212	219	208	204	203	201	213	200	195	46	21.0
Males.....		170	175	173	207	215	205	201	200	198	210	197	192	45	20.9
Females.....		3	4	4	5	4	3	3	3	3	3	3	3	2	
Fur goods.....	10	101	79	70	87	101	113	113	106	125	136	138	116	68	49.3
Males.....		57	49	42	57	68	73	70	61	66	70	70	61	31	(1)
Females.....		44	30	28	30	33	40	43	45	59	66	68	55	40	(1)
Hair work.....	5	94	94	87	94	88	90	100	94	89	92	91	90	13	(1)
Males.....		51	51	48	53	50	49	52	47	47	49	48	48	6	(1)
Females.....		43	43	39	41	38	41	48	47	42	43	43	42	10	(1)
Hand stamps, stencils, and brands.....	9	213	226	218	246	273	282	270	222	218	205	202	206	80	28.4
Males.....		140	150	138	141	130	141	135	128	128	123	120	125	30	20.0
Females.....		73	76	80	105	143	141	135	94	90	82	82	81	70	49.0
Ice, manufactured.....	106	1,538	1,888	1,704	1,946	2,466	3,755	4,029	3,981	3,292	2,462	1,877	1,664	2,491	61.8
Males.....		1,534	1,883	1,699	1,941	2,461	3,745	4,019	3,971	3,288	2,458	1,868	1,657	2,485	61.8
Females.....		4	5	5	5	5	10	10	10	4	4	9	7	6	(1)
Instruments, professional and scientific.....	14	298	287	297	304	298	295	320	318	325	345	353	358	71	19.8
Males.....		218	226	235	235	232	226	250	250	243	245	253	266	48	18.0
Females.....		80	61	62	69	66	69	70	68	82	100	92	39	3	(1)
Models and patterns, other than paper.....	71	707	775	828	892	899	862	878	852	792	759	766	790	192	21.4
Males.....		697	765	817	882	891	853	869	843	783	749	755	779	194	21.8
Females.....		10	10	11	10	8	9	9	9	9	10	11	11	3	(1)
Musical instruments and materials, other than pianos and organs.....	15	962	945	1,019	996	1,011	892	871	910	857	938	1,136	1,147	294	25.3
Males.....		743	730	782	743	747	685	666	697	649	709	853	858	204	23.9
Females.....		214	215	237	253	264	207	205	213	208	229	283	309	104	33.7
Optical goods.....	38	267	267	263	263	272	272	286	277	299	289	288	287	36	12.0
Males.....		251	249	246	246	250	253	266	257	275	268	266	266	29	10.5
Females.....		16	18	17	17	22	19	20	20	24	21	22	21	8	
Pens, fountain, stylographic, and gold.....	4	306	274	224	224	269	306	300	331	350	392	387	379	168	42.9
Males.....		172	153	137	142	161	189	187	184	213	221	219	217	84	38.0
Females.....		134	116	87	82	108	117	113	147	167	171	168	162	89	52.0
Photographic apparatus and materials.....	6	96	98	99	99	104	126	120	107	107	117	114	110	30	23.8
Males.....		49	52	51	51	51	53	51	49	49	52	53	53	4	(1)
Females.....		47	46	48	48	53	73	69	58	58	65	61	57	27	(1)

¹ Not computed owing to small number represented.

TABLE A.—Fluctuation in employment in industries other than mining and quarrying in Ohio, 1914 to 1929, by occupation group, industry, and sex—Continued

1923: WAGE EARNERS—Continued

Industry and sex	Number of establishments reporting	Number employed on the 15th of each month												Variation from maximum	
		January	February	March	April	May	June	July	August	September	October	November	December	Number	Per cent
Manufactures—Continued.															
Miscellaneous manufactures—Continued.															
Pianos, organs, and materials.....	18	1,803	1,854	1,877	1,861	1,800	1,844	1,820	1,925	1,949	1,944	1,970	1,916	170	8.6
Males.....		1,626	1,682	1,704	1,678	1,622	1,666	1,617	1,728	1,743	1,740	1,743	1,696	126	7.2
Females.....		177	172	173	183	172	178	203	197	206	204	227	220	55	24.2
Roofing and materials.....	7	910	952	975	982	984	967	952	950	952	956	943	921	74	7.5
Males.....		895	940	960	968	967	950	936	932	935	938	925	905	73	7.5
Females.....		15	12	15	14	17	17	16	18	17	18	18	16	6	(1)
Signs and advertising novelties.....	43	2,013	2,063	2,183	2,396	2,352	2,451	2,465	2,388	2,374	2,344	2,370	2,271	452	18.3
Males.....		1,439	1,456	1,512	1,681	1,649	1,707	1,726	1,708	1,683	1,635	1,663	1,589	287	16.6
Females.....		574	627	671	715	703	744	739	680	691	709	707	682	170	22.8
Soda-water apparatus.....	3	119	125	123	128	154	138	132	119	131	130	140	147	35	22.7
Males.....		119	125	123	128	154	138	132	119	131	130	140	147	35	22.7
Sporting and athletic goods.....	9	1,504	1,517	1,501	1,468	1,401	1,341	1,206	1,113	1,137	1,128	1,105	1,136	412	27.2
Males.....		995	1,017	1,006	976	928	908	836	775	768	778	756	785	261	25.7
Females.....		509	500	495	492	473	433	370	338	369	350	349	351	171	33.6
Steam packing.....	5	83	86	91	109	110	124	113	116	108	104	84	80	44	35.5
Males.....		74	74	79	96	99	112	103	106	99	93	74	69	43	38.4
Females.....		9	12	12	13	11	12	10	10	9	11	10	11	4	(1)
Surgical appliances and artificial limbs.....	7	141	141	136	131	135	135	136	136	142	142	142	150	19	12.7
Males.....		67	66	63	62	64	63	64	63	68	65	65	67	6	(1)
Females.....		74	75	73	69	71	72	72	73	74	77	77	83	14	(1)
Toys and games.....	32	2,118	2,210	2,360	2,506	2,602	2,732	2,795	2,955	2,875	3,035	3,078	2,783	960	31.2
Males.....		1,014	1,041	1,117	1,208	1,263	1,316	1,354	1,479	1,392	1,456	1,430	1,242	465	31.4
Females.....		1,104	1,169	1,243	1,298	1,339	1,416	1,441	1,476	1,483	1,579	1,648	1,541	544	33.0
Umbrellas and canes.....	6	209	220	218	204	184	179	205	212	216	232	227	202	53	22.8
Males.....		84	89	88	86	77	79	84	89	89	96	89	82	19	(1)
Females.....		125	131	130	118	107	100	121	122	127	136	138	120	38	27.5
Washing machines and clothes wringers.....	16	548	531	567	632	642	592	601	597	577	562	488	489	154	24.0
Males.....		540	523	560	626	638	587	595	592	570	555	482	484	156	24.5
Females.....		8	8	7	6	4	6	6	5	7	7	6	5	4	(1)
Window shades and fixtures.....	4	174	175	188	169	190	197	207	194	191	191	185	166	41	19.8
Males.....		140	134	142	128	140	149	156	144	144	144	141	131	28	17.9
Females.....		34	41	46	41	50	48	51	50	47	47	44	35	17	(1)
Miscellaneous manufactures, n. o. c.....	23	1,396	1,489	1,566	1,640	1,684	1,763	1,704	1,734	1,618	1,638	1,447	1,470	367	20.8
Males.....		966	1,045	1,084	1,114	1,134	1,203	1,127	1,178	1,120	1,175	1,132	1,074	237	19.7
Females.....		430	444	482	526	550	560	577	556	498	463	415	396	181	31.4

Service	3,341	51,430	52,225	53,242	54,430	56,058	58,159	57,362	57,944	59,664	58,736	57,956	57,476	8,234	13.8
Males.....		30,230	30,718	31,451	32,382	33,406	34,518	33,890	34,573	35,778	34,982	34,447	34,169	5,548	15.6
Females.....		21,200	21,507	21,791	22,048	22,652	23,641	23,472	23,371	23,886	23,754	23,509	23,307	2,686	11.2
Advertising.....	46	650	604	700	758	792	710	722	647	661	623	636	614	188	23.7
Males.....		532	481	583	629	663	591	607	531	529	479	485	483	184	27.8
Females.....		118	123	117	129	129	119	115	116	132	144	151	131	36	23.8
Banks.....	401	931	931	938	952	937	935	936	944	1,041	1,018	1,048	1,052	121	11.5
Males.....		686	685	692	686	686	689	689	695	754	731	745	754	69	9.2
Females.....		245	246	246	246	251	246	247	249	287	287	303	298	58	19.1
Barbers.....	35	272	274	276	271	276	287	298	295	300	291	288	289	20	9.7
Males.....		200	201	203	201	201	209	209	204	203	195	195	194	15	7.2
Females.....		72	73	73	70	75	78	89	91	97	96	93	95	27	(1)
Bowling alleys and parks.....	88	594	593	632	962	1,370	1,670	1,625	1,935	1,891	942	704	713	1,342	69.4
Males.....		568	568	606	910	1,184	1,380	1,327	1,610	1,642	900	676	685	1,074	65.4
Females.....		26	25	26	43	186	290	298	325	249	42	28	28	300	92.3
Garages.....	802	6,625	7,146	7,258	7,684	7,920	8,085	8,212	8,615	8,688	8,459	8,440	8,451	2,063	23.7
Males.....		6,602	7,124	7,239	7,664	7,898	8,062	8,189	8,573	8,643	8,411	8,387	8,390	2,041	23.6
Females.....		23	22	19	20	22	23	23	42	45	48	53	61	22	(1)
Hospitals.....	110	4,796	4,875	4,886	4,886	4,842	4,983	5,067	5,092	5,082	5,028	5,017	5,063	296	5.8
Males.....		1,156	1,174	1,197	1,192	1,169	1,184	1,213	1,209	1,184	1,195	1,192	1,124	68	5.6
Females.....		3,640	3,701	3,689	3,694	3,673	3,799	3,854	3,883	3,898	3,833	3,825	3,839	258	6.6
Hotels.....	348	10,150	10,185	10,282	10,494	10,977	12,457	12,408	12,526	12,256	12,290	11,875	11,422	2,376	19.0
Males.....		5,998	5,949	6,009	6,071	6,396	7,222	7,155	7,213	7,183	7,256	6,924	6,647	1,307	18.0
Females.....		4,152	4,246	4,273	4,423	4,581	5,235	5,253	5,313	5,073	5,034	4,951	4,775	1,161	21.9
Laundries and dry cleaners.....	305	8,222	8,316	8,691	8,788	9,002	9,187	9,067	9,033	9,211	9,172	9,032	8,957	989	10.7
Males.....		3,080	3,109	3,240	3,341	3,401	3,455	3,275	3,396	3,403	3,415	3,409	3,308	375	10.9
Females.....		5,142	5,207	5,451	5,447	5,601	5,732	5,792	5,637	5,808	5,757	5,623	5,649	666	11.5
Photographers.....	19	174	163	174	176	181	194	200	199	199	182	179	192	37	18.5
Males.....		122	114	121	123	122	126	126	129	130	127	124	126	16	12.3
Females.....		52	49	53	53	59	68	74	70	69	55	55	66	25	(1)
Office buildings, including window cleaning.....	250	3,929	3,976	4,054	4,083	4,072	4,078	4,004	4,018	4,060	4,122	4,289	4,249	360	8.4
Males.....		2,354	2,377	2,454	2,460	2,428	2,433	2,371	2,370	2,433	2,484	2,617	2,593	263	10.0
Females.....		1,575	1,599	1,600	1,623	1,644	1,645	1,633	1,648	1,627	1,638	1,672	1,656	97	5.8
Professional.....	39	109	107	117	143	229	231	229	246	255	230	198	147	148	58.0
Males.....		100	99	108	134	223	220	216	233	241	217	187	135	142	58.9
Females.....		9	8	9	9	6	11	13	13	14	13	11	12	8	(1)
Restaurants.....	465	7,551	7,564	7,695	7,708	8,012	8,144	8,362	8,261	8,516	8,412	8,331	8,351	965	11.3
Males.....		3,724	3,691	3,777	3,758	3,919	3,981	4,070	4,028	4,176	4,085	4,070	4,144	485	11.6
Females.....		3,827	3,873	3,918	3,950	4,093	4,163	4,292	4,233	4,340	4,327	4,261	4,207	513	11.8
Schools and colleges.....	79	2,889	2,874	2,907	2,888	2,918	2,791	1,978	1,858	2,794	2,965	2,989	2,994	1,016	33.9
Males.....		1,780	1,743	1,773	1,765	1,782	1,720	1,316	1,255	1,769	1,785	1,795	1,803	548	30.4
Females.....		1,129	1,131	1,134	1,123	1,136	1,071	662	603	1,025	1,180	1,194	1,191	591	49.5
Social agencies.....	46	468	483	482	481	499	513	524	527	503	519	508	539	71	13.2
Males.....		198	204	208	208	219	222	227	214	204	204	200	231	33	14.3
Females.....		270	279	274	278	291	294	302	300	299	315	308	308	45	14.3
Theaters.....	179	3,247	3,278	3,282	3,204	2,964	2,756	2,587	2,622	3,111	3,449	3,437	3,552	965	27.2
Males.....		2,364	2,389	2,409	2,301	2,097	1,929	1,799	1,812	2,217	2,503	2,493	2,598	799	30.8
Females.....		883	889	873	903	867	827	788	810	894	946	944	954	166	17.4
Undertakers.....	48	194	197	198	193	201	193	200	199	195	197	203	195	10	4.9
Males.....		186	189	190	184	192	189	191	190	186	188	194	186	10	5.2
Females.....		8	8	8	9	9	9	9	9	9	9	9	9	1	(1)

1 Not computed owing to small number represented.

TABLE A.—Fluctuation in employment in industries other than mining and quarrying in Ohio, 1914 to 1929, by occupation group, industry, and sex—Continued

1923: WAGE EARNERS—Continued

Industry and sex	Number of establishments reporting	Number employed on the 15th of each month												Variation from maximum	
		January	February	March	April	May	June	July	August	September	October	November	December	Number	Per cent
Service—Continued.															
Service, n. o. c.....	81	629	649	670	779	866	940	943	927	901	837	782	696	314	33.3
Males.....		600	621	642	751	837	909	915	898	871	807	754	668	315	34.4
Females.....		29	28	28	28	29	31	28	29	30	30	28	28	3	(1)
Trade, retail and wholesale.....	6,276	49,831	49,716	50,971	52,021	52,536	53,388	52,506	52,310	53,195	53,885	55,307	56,296	6,577	11.7
Males.....		40,586	40,820	41,584	42,396	42,837	43,677	43,049	43,055	43,501	43,736	44,463	45,003	4,417	9.8
Females.....		9,245	8,896	9,387	9,625	9,699	9,711	9,454	9,255	9,694	10,149	10,844	11,290	2,394	21.2
Offices.....	779	2,700	2,634	2,773	2,835	2,889	2,919	2,922	2,913	2,892	2,922	2,948	2,953	319	10.8
Males.....		2,498	2,414	2,555	2,586	2,623	2,679	2,683	2,678	2,642	2,667	2,703	2,720	306	11.3
Females.....		202	220	218	249	261	240	239	235	250	255	245	233	59	22.6
Retail delivery, milk, ice, and water.....	72	1,098	1,099	1,122	1,149	1,199	1,331	1,356	1,349	1,379	1,273	1,195	1,166	281	20.4
Males.....		1,091	1,093	1,108	1,143	1,193	1,324	1,351	1,344	1,374	1,268	1,189	1,160	283	20.6
Females.....		7	6	14	6	6	7	5	5	5	5	6	6	9	(1)
Stores, retail and wholesale.....	4,634	39,011	38,785	39,797	40,771	41,037	41,432	40,680	40,357	41,414	42,123	43,620	44,907	6,122	13.6
Males.....		30,304	30,458	31,013	31,764	31,967	32,383	31,872	31,767	32,343	32,627	33,431	34,269	3,965	11.6
Females.....		8,707	8,327	8,784	9,007	9,049	8,808	8,590	8,590	9,071	9,496	10,189	10,638	2,311	21.7
Yards, lumber, coal, and scrap.....	791	7,022	7,198	7,279	7,266	7,411	7,706	7,545	7,691	7,510	7,567	7,544	7,267	684	8.9
Males.....		6,693	6,855	6,908	6,903	7,049	7,291	7,143	7,266	7,142	7,174	7,140	6,854	598	8.2
Females.....		329	343	371	363	362	415	402	425	368	393	404	413	96	22.6
Transportation and public utilities.....	1,129	52,076	51,568	53,004	54,772	56,807	58,909	59,841	60,955	59,423	59,476	58,544	57,144	9,387	15.4
Males.....		40,869	40,387	41,483	43,116	45,046	46,975	47,778	48,801	47,472	47,729	46,756	45,167	8,414	17.2
Females.....		11,207	11,181	11,521	11,656	11,761	11,934	12,063	12,154	11,951	11,747	11,788	11,977	973	8.0
Drayage and storage, including livery stables and teaming.....	376	3,566	3,512	3,654	3,833	3,862	4,027	4,088	3,978	4,054	4,113	4,088	3,846	601	14.6
Males.....		3,551	3,496	3,639	3,818	3,845	4,010	4,064	3,956	4,026	4,079	4,062	3,829	583	14.3
Females.....		15	16	15	15	17	17	24	22	28	34	26	17	19	(1)
Electric light and power.....	111	6,695	6,881	7,089	7,326	7,576	7,831	7,803	8,034	7,903	7,968	7,916	7,889	1,339	16.7
Males.....		6,656	6,841	7,051	7,289	7,537	7,791	7,758	7,989	7,855	7,919	7,868	7,840	1,333	16.7
Females.....		39	40	38	37	39	40	45	45	48	49	48	49	12	(1)
Electric railroads.....	60	16,395	16,180	16,647	17,180	17,602	18,202	18,217	18,380	18,018	17,748	17,694	17,429	2,200	12.0
Males.....		16,275	16,060	16,523	17,056	17,480	18,070	18,081	18,247	17,884	17,622	17,472	17,306	2,187	12.0
Females.....		120	120	124	124	122	132	136	133	134	126	122	123	16	11.8
Gas, illuminating and heating.....	7	83	100	126	98	116	128	137	135	154	130	133	171	88	51.5
Males.....		83	100	126	98	116	128	137	135	154	130	133	171	88	51.5

Natural gas.....	58	2,875	2,788	2,936	3,098	3,390	4,039	4,340	4,825	4,220	4,555	3,962	3,482	2,037	42.2
Males.....		2,843	2,751	2,903	3,065	3,356	4,005	4,306	4,790	4,183	4,521	3,929	3,446	2,039	42.6
Females.....		32	37	33	33	34	34	34	35	37	34	33	36	5	(1)
Pipe lines (petroleum).....	12	1,678	1,475	1,552	1,602	1,779	1,729	1,795	1,827	1,550	1,579	1,619	1,478	352	19.3
Males.....		1,678	1,475	1,552	1,602	1,779	1,728	1,794	1,826	1,549	1,578	1,618	1,477	351	19.2
Females.....															(1)
Steam railroads.....	8	387	405	414	440	421	415	404	428	434	436	448	437	61	13.6
Males.....		387	405	414	440	421	415	404	428	434	436	448	437	61	13.6
Stockyards.....	18	215	204	213	214	208	215	213	224	228	220	223	234	30	12.8
Males.....		215	204	213	214	208	215	213	224	228	220	223	234	30	12.8
Taxicab service.....	35	682	707	773	897	1,045	958	1,230	1,183	1,199	1,159	1,230	1,172	548	44.6
Males.....		659	681	738	865	1,006	916	1,142	1,100	1,144	1,115	1,175	1,126	516	43.9
Females.....		23	26	35	32	39	42	88	83	55	44	55	46	65	(1)
Telegraph and telephone, including messenger service.....	399	18,237	18,140	18,215	18,558	18,897	19,320	19,560	19,747	19,488	19,291	19,293	19,537	1,607	8.1
Males.....		7,262	7,201	6,942	7,146	7,389	7,654	7,827	7,914	7,842	7,834	7,792	7,834	972	12.3
Females.....		10,975	10,939	11,273	11,412	11,508	11,666	11,733	11,833	11,646	11,457	11,501	11,703	894	7.6
Transportation by water, including stevedoring.....	25	1,106	1,027	1,231	1,348	1,719	1,839	1,843	1,970	1,963	1,984	1,828	1,269	957	48.2
Males.....		1,103	1,024	1,228	1,345	1,717	1,837	1,841	1,968	1,961	1,982	1,826	1,267	958	48.3
Females.....		3	3	3	3	2	2	2	2	2	2	2	2	1	(1)
Waterworks.....	20	157	149	154	178	192	206	211	224	212	293	210	200	144	49.1
Males.....		157	149	154	178	192	206	211	224	212	293	210	200	144	49.1

1923: BOOKKEEPERS, STENOGRAPHERS, AND OFFICE CLERKS

ALL INDUSTRIES.....	25,904	121,208	122,166	123,829	124,673	126,076	127,599	128,644	128,815	128,529	128,306	128,588	129,248	8,040	6.2
Males.....		61,217	61,785	62,712	63,104	63,693	64,432	65,164	65,390	65,134	65,065	65,067	65,216	4,172	6.4
Females.....		59,991	60,381	61,117	61,574	62,383	63,167	63,490	63,425	63,395	63,241	63,471	64,032	4,041	6.3
Agriculture.....	548	203	235	256	276	272	249	221	207	218	215	217	225	73	26.4
Males.....		64	68	69	70	68	69	66	66	69	69	68	69	6	(1)
Females.....		139	167	187	206	204	180	155	141	149	146	149	156	67	32.5
Florists, fruit growers, and nurserymen.....	180	173	206	226	243	241	217	189	173	184	182	183	191	70	28.8
Males.....		53	56	57	58	56	56	53	51	54	55	54	55	7	(1)
Females.....		120	150	169	185	185	161	136	122	130	127	129	136	65	35.1
Agriculture, n. o. c.....	368	30	29	30	33	31	32	32	34	34	33	34	34	5	(1)
Males.....		11	12	12	12	12	13	13	15	15	14	14	14	4	(1)
Females.....		19	17	18	21	19	19	19	19	19	19	20	20	4	(1)
Construction.....	5,883	3,248	3,270	3,298	3,343	3,420	3,505	3,566	3,552	3,521	3,615	3,610	3,588	367	10.2
Males.....		1,896	1,892	1,904	1,915	1,941	1,994	2,039	2,041	2,028	2,095	2,084	2,070	203	9.7
Females.....		1,352	1,378	1,394	1,428	1,479	1,511	1,527	1,511	1,495	1,520	1,526	1,518	175	11.5
Brick, stone, and cement work; mantel setting.....	558	137	142	146	152	155	159	160	170	163	167	166	166	33	19.4
Males.....		86	87	90	93	97	97	100	111	104	107	107	107	25	22.5
Females.....		51	55	56	59	62	62	60	59	59	60	59	59	11	(1)
Electrical contracting.....	219	297	299	300	304	316	311	312	314	311	407	430	435	138	31.7
Males.....		131	132	133	135	145	141	142	145	145	218	230	224	103	44.0
Females.....		166	167	167	169	171	170	170	169	166	189	200	201	35	17.4

¹ Not computed owing to small number represented.

TABLE A.—Fluctuation in employment in industries other than mining and quarrying in Ohio, 1914 to 1929, by occupation group, industry, and sex—Continued

1923: BOOKKEEPERS, STENOGRAPHERS, AND OFFICE CLERKS—Continued

Industry and sex	Number of establishments reporting	Number employed on the 15th of each month												Variation from maximum	
		January	February	March	April	May	June	July	August	September	October	November	December	Number	Per cent
Construction—Continued.															
Erecting or installing machinery.....	80	87	88	91	93	94	96	100	98	96	97	97	95	13	(1)
Males.....		61	62	62	62	63	64	66	65	64	63	63	62	5	(1)
Females.....		26	26	29	31	31	32	34	33	32	34	34	33	8	(1)
General contracting, including wrecking.....	2,185	1,066	1,094	1,104	1,116	1,124	1,164	1,195	1,199	1,196	1,174	1,164	1,161	133	11.1
Males.....		666	680	683	690	684	712	725	733	729	712	701	699	67	9.1
Females.....		400	414	421	426	440	452	470	466	467	462	463	462	70	14.9
Oil, gas, and water, drilling or producing.....	521	407	400	404	398	397	417	417	410	405	409	410	409	20	4.8
Males.....		303	297	301	286	300	315	318	311	308	311	311	311	22	6.9
Females.....		104	103	103	102	97	102	99	99	97	98	99	98	7	(1)
Painting and decorating.....	490	146	148	149	154	157	157	157	152	151	147	147	147	11	7.0
Males.....		95	96	96	99	102	104	105	104	102	99	99	99	5	(1)
Females.....		51	52	50	52	53	52	51	48	49	48	48	48	5	(1)
Plumbing and steam fitting.....	416	421	418	421	424	434	433	433	433	436	437	439	440	22	5.0
Males.....		189	187	192	190	194	189	191	191	195	196	192	190	9	4.5
Females.....		232	231	229	234	240	244	242	242	241	241	247	250	21	8.4
Sheet-metal work and roofing.....	306	186	200	199	200	203	203	202	202	204	214	211	209	28	13.1
Males.....		98	102	98	96	99	100	101	100	104	105	105	103	9	8.6
Females.....		88	98	101	104	104	103	101	102	102	109	106	106	21	19.3
Street, road, and sewer contracting.....	795	348	329	331	346	373	392	412	397	377	387	375	357	83	20.1
Males.....		230	212	213	219	225	237	256	249	234	244	239	229	44	17.2
Females.....		118	117	118	127	148	155	156	148	143	143	136	128	39	25.0
Construction, n. o. c.....	313	153	152	153	156	163	173	178	177	180	176	171	169	28	15.6
Males.....		81	81	82	82	81	87	89	88	94	91	88	87	13	(1)
Females.....		72	71	71	74	82	86	89	89	86	85	83	82	18	(1)
Manufactures.....	8,701	62,685	63,486	64,558	65,190	65,767	66,429	66,770	66,661	66,443	66,245	66,041	66,177	4,085	6.1
Males.....		35,775	36,197	36,846	37,188	37,457	37,842	38,085	38,042	37,874	37,797	37,685	37,755	2,310	6.1
Females.....		26,910	27,289	27,712	28,002	28,310	28,587	28,685	28,619	28,569	28,448	28,356	28,422	1,775	6.2
Chemicals and allied products.....	382	4,222	4,243	4,244	4,291	4,357	4,427	4,419	4,386	4,457	4,379	4,434	4,450	235	5.3
Males.....		2,019	2,042	2,054	2,066	2,069	2,100	2,095	2,124	2,123	2,116	2,100	2,122	105	4.9
Females.....		2,203	2,201	2,190	2,225	2,288	2,327	2,324	2,262	2,334	2,263	2,334	2,328	144	6.2
Chemicals, acids, and wood distillation.....	57	352	353	353	359	371	373	380	383	385	384	381	384	33	5.6
Males.....		356	357	364	362	368	367	367	369	370	367	365	370	14	3.8
Females.....		196	196	199	197	203	206	213	214	215	217	216	214	21	9.7

PART 2.—GENERAL TABLE

Fertilizers, tankage.....	32	103	102	103	104	104	104	107	108	109	106	105	105	7	6.4
Males.....		67	66	66	66	66	66	68	68	68	68	67	67	2	(1)
Females.....		36	36	37	38	38	38	40	40	41	38	38	38	5	(1)
Ink, printing, and writing.....	16	111	112	113	113	113	115	115	114	115	114	116	114	5	4.3
Males.....		43	44	44	44	44	44	44	44	44	44	44	44	1	(1)
Females.....		68	68	69	69	69	71	71	70	71	70	72	70	4	(1)
Oil, linseed, lubricating, and cottonseed, and oil cake.....	18	139	146	147	153	164	166	165	156	160	159	165	158	27	16.3
Males.....		56	60	59	64	66	66	70	68	68	66	66	61	14	(1)
Females.....		83	86	88	89	98	100	95	88	92	93	99	97	17	(1)
Paint and varnish.....	89	1,395	1,369	1,353	1,388	1,442	1,506	1,494	1,448	1,491	1,429	1,463	1,460	153	10.2
Males.....		588	605	616	620	613	631	624	637	646	639	622	617	58	9.0
Females.....		807	764	737	768	829	875	870	811	845	790	841	843	138	15.8
Patent medicines and drug compounds.....	55	479	505	501	504	492	478	475	489	512	493	513	500	38	7.4
Males.....		120	122	120	121	121	121	122	129	124	121	129	128	9	7.0
Females.....		359	383	381	383	371	355	353	360	388	372	384	372	35	9.0
Petroleum refining.....	24	482	484	483	494	496	509	516	519	518	513	506	509	37	7.1
Males.....		327	329	330	337	339	349	355	358	355	350	342	344	31	8.7
Females.....		155	155	153	157	157	160	161	161	163	163	164	165	12	7.3
Soap, candles, grease, and tallow.....	44	769	775	779	773	771	773	758	760	760	770	772	782	56	6.9
Males.....		375	372	367	363	362	365	353	356	356	367	371	396	43	10.9
Females.....		394	403	412	410	409	408	405	404	404	403	411	420	26	6.2
Chemicals and allied products, n. o. c.....	47	192	197	202	203	204	205	209	209	207	211	203	204	19	9.2
Males.....		87	87	88	89	90	91	93	95	92	94	94	95	8	(1)
Females.....		105	110	114	114	114	114	116	114	115	117	109	109	12	10.3
Food and kindred products.....	1,278	3,208	3,214	3,213	3,262	3,319	3,400	3,435	3,438	3,435	3,459	3,430	3,387	251	7.3
Males.....		1,377	1,385	1,394	1,418	1,420	1,441	1,438	1,450	1,470	1,481	1,463	1,432	104	7.0
Females.....		1,831	1,829	1,819	1,844	1,899	1,959	1,997	1,988	1,965	1,978	1,967	1,955	178	8.9
Bakery products.....	377	607	606	613	619	628	636	630	631	622	614	608	617	30	4.7
Males.....		245	248	255	260	257	258	250	253	246	242	238	245	22	8.5
Females.....		362	358	358	359	371	378	380	378	376	372	370	372	22	5.8
Canning and preserving.....	82	79	79	77	78	86	90	89	99	109	88	87	85	32	(1)
Males.....		30	30	28	28	31	31	30	37	39	30	30	29	11	(1)
Females.....		49	49	49	50	55	59	59	62	70	58	57	56	21	(1)
Coffee, spices and peanuts, roasting and grinding.....	32	213	214	214	216	215	213	212	212	210	216	212	213	6	2.8
Males.....		69	70	70	71	72	71	71	70	68	67	67	67	5	(1)
Females.....		144	144	144	145	143	142	141	142	142	149	145	146	8	5.4
Confectionery.....	117	290	293	292	293	296	292	294	296	294	307	311	313	23	7.3
Males.....		88	90	91	90	87	87	90	89	89	93	93	90	6	(1)
Females.....		202	203	201	203	209	205	204	207	205	214	218	223	22	9.9
Cordials, sirups, and flavoring extracts.....	21	191	190	188	190	191	191	194	194	191	194	194	195	7	3.6
Males.....		81	82	80	83	83	83	82	83	82	83	83	84	4	(1)
Females.....		110	108	108	107	108	108	112	111	109	111	111	111	5	4.5
Dairy products and ice cream.....	251	791	795	796	824	851	913	948	934	906	886	862	851	157	16.6
Males.....		277	274	278	294	299	313	325	328	321	310	300	300	54	16.5
Females.....		514	521	518	530	552	600	623	606	585	576	562	551	109	17.5
Flour-mill and grist-mill products.....	230	354	353	350	350	350	347	350	348	352	355	353	353	8	2.3
Males.....		174	175	176	175	174	171	169	168	170	171	168	169	8	4.5
Females.....		180	178	174	175	176	176	181	180	182	184	185	184	11	5.9

¹ Not computed owing to small number represented.

TABLE A.—Fluctuation in employment in industries other than mining and quarrying in Ohio, 1914 to 1929, by occupation group, industry, and sex—Continued

1923: BOOKKEEPERS, STENOGRAPHERS, AND OFFICE CLEERKS—Continued

Industry and sex	Number of establishments reporting	Number employed on the 15th of each month												Variation from maximum	
		January	February	March	April	May	June	July	August	September	October	November	December	Number	Per cent
Manufactures—Continued.															
Food and kindred products—Continued.															
Food preparations.....	21	128	129	130	136	135	139	137	137	135	139	140	140	12	8.6
Males.....		73	74	75	78	77	81	79	79	79	80	80	80	8	(1)
Females.....		55	55	55	58	58	58	58	56	59	59	60	60	5	(1)
Slaughtering and meat packing.....	128	478	479	478	478	491	502	503	509	538	529	536	530	60	11.2
Males.....		302	304	304	302	304	310	306	307	340	330	330	327	38	11.2
Females.....		176	175	174	176	187	192	197	202	198	199	206	203	32	15.5
Food and kindred products, n. o. c.....	19	77	76	75	78	76	77	78	78	78	131	127	90	56	(1)
Males.....		38	38	37	37	36	36	36	36	36	75	74	41	39	(1)
Females.....		39	38	38	41	40	41	42	42	42	56	53	49	18	(1)
Iron and steel and their products.....	1,647	21,164	21,477	22,033	22,410	22,653	22,894	23,068	23,114	23,036	22,926	22,815	22,892	1,950	8.4
Males.....		14,298	14,461	14,886	15,137	15,308	15,478	15,604	15,713	15,658	15,629	15,597	15,633	1,415	9.0
Females.....		6,866	7,016	7,147	7,273	7,345	7,416	7,432	7,401	7,378	7,297	7,218	7,259	566	7.6
Blast-furnace products.....	33	1,417	1,441	1,450	1,453	1,471	1,502	1,502	1,513	1,501	1,504	1,505	1,513	96	6.3
Males.....		1,060	1,070	1,082	1,085	1,092	1,108	1,112	1,120	1,121	1,130	1,131	1,131	74	6.5
Females.....		357	371	368	368	379	394	390	393	380	374	374	379	37	9.4
Boilers and tanks.....	44	319	326	330	345	350	360	361	365	358	358	358	353	46	12.6
Males.....		238	248	252	267	271	280	281	285	279	279	279	273	47	16.5
Females.....		81	78	78	78	79	80	80	80	76	79	79	80	5	(1)
Bolts, nuts, washers, and rivets.....	27	327	336	328	333	339	335	339	337	322	332	325	325	17	5.0
Males.....		182	183	179	177	182	185	183	185	172	182	177	177	13	7.0
Females.....		145	153	149	156	157	150	156	152	150	150	148	151	12	7.6
Calculating machines.....	21	1,347	1,349	1,371	1,388	1,398	1,399	1,406	1,405	1,420	1,440	1,447	1,441	100	6.9
Males.....		694	680	695	699	698	713	724	727	729	735	735	735	55	7.5
Females.....		653	669	676	689	700	686	682	678	691	705	712	706	59	8.3
Cutlery and tools.....	70	333	338	341	344	347	345	352	356	361	358	361	353	28	7.8
Males.....		145	146	149	152	151	155	156	164	167	171	161	164	26	15.2
Females.....		188	192	192	192	196	190	196	192	194	187	200	189	13	6.5
Doors and shutters, iron and steel.....	7	97	105	101	107	107	111	114	113	112	109	115	117	20	17.1
Males.....		62	68	65	69	70	71	75	74	73	72	76	77	15	(1)
Females.....		35	37	36	38	37	40	39	39	39	37	39	40	5	(1)
Forgings.....	34	367	371	383	388	390	390	392	409	373	371	364	362	47	11.5
Males.....		232	234	240	239	244	245	242	261	234	229	223	223	38	14.6
Females.....		135	137	143	149	146	145	150	148	139	142	141	139	15	10.0
Foundry and machine-shop products.....	1,086	9,828	9,966	10,188	10,407	10,551	10,697	10,821	10,705	10,658	10,523	10,404	10,481	993	9.2
Males.....		6,510	6,598	6,743	6,890	6,985	7,056	7,158	7,084	7,065	6,995	6,990	6,991	648	9.1
Females.....		3,318	3,368	3,445	3,517	3,566	3,641	3,663	3,621	3,593	3,528	3,444	3,490	345	9.4

Gas engines and tractors	20	229	236	247	255	264	264	265	258	260	262	268	274	35	16.4
Males		126	130	130	137	139	139	141	139	141	143	154	161	45	21.7
Females		103	106	117	118	125	125	124	119	119	114	114	113	22	17.6
Pumps and windmills	28	388	401	408	411	409	419	428	429	427	421	421	417	41	9.6
Males		266	285	272	275	276	280	286	286	286	289	290	288	25	8.6
Females		122	136	136	136	133	139	142	143	141	132	131	129	21	14.7
Safes and vaults	11	342	348	339	343	349	365	373	386	378	371	374	372	47	12.2
Males		188	192	179	185	189	199	206	212	209	206	209	209	33	15.6
Females		154	156	160	158	160	166	167	174	169	165	165	163	20	11.5
Scales and balances	3	210	211	214	219	216	211	209	204	199	198	196	200	23	10.5
Males		115	113	114	113	113	109	107	106	105	103	101	102	14	12.2
Females		95	98	100	106	103	102	102	98	94	95	95	98	12	11.3
Steelworks and rolling mills	62	3,805	3,853	4,147	4,216	4,260	4,294	4,355	4,404	4,430	4,436	4,434	4,428	631	14.2
Males		3,167	3,210	3,461	3,509	3,537	3,567	3,610	3,662	3,676	3,691	3,702	3,698	535	14.5
Females		638	643	686	707	723	727	725	742	754	745	732	735	116	15.4
Stoves and furnaces	93	890	894	884	877	871	873	875	894	904	920	935	947	76	8.0
Males		448	446	439	436	435	438	447	454	450	453	458	468	33	7.1
Females		442	448	445	441	436	435	428	440	454	467	477	479	51	10.6
Tin plate and terneplate	7	144	146	146	148	149	150	152	156	153	156	153	154	12	7.7
Males		116	119	121	120	120	120	121	125	121	124	124	123	9	7.2
Females		28	27	25	28	29	30	31	31	32	32	29	31	7	(1)
Wire	10	346	353	360	364	365	366	367	366	366	365	365	363	21	5.7
Males		250	255	262	265	266	267	269	269	267	266	266	265	19	7.1
Females		96	98	98	99	99	99	98	98	99	99	99	98	3	(1)
Wirework, wire rope, and cable	29	182	198	195	193	179	168	158	157	157	151	143	147	55	27.8
Males		56	56	55	56	57	56	53	54	53	51	50	54	7	(1)
Females		126	142	140	137	122	112	105	103	104	100	93	93	49	34.5
Iron and steel and their products, n. o. c.	62	593	605	601	619	638	645	647	656	660	651	647	642	67	10.2
Males		443	448	448	463	483	490	493	506	510	505	501	496	67	13.1
Females		150	157	153	156	155	154	150	150	150	146	146	146	11	7.0
Leather and leather products	145	981	1,009	1,011	1,019	1,033	1,043	1,022	1,009	1,005	1,018	1,014	994	62	5.9
Males		319	328	329	332	333	334	329	321	321	320	322	322	15	4.5
Females		662	681	682	687	700	709	693	688	684	698	692	672	47	6.6
Boots, shoes, cut stocks, and findings	56	777	798	795	801	814	827	808	791	792	805	798	776	51	6.2
Males		223	226	226	230	229	230	225	216	215	214	213	212	18	7.8
Females		554	572	569	571	585	597	583	577	579	591	585	564	43	7.2
Leather and leather products, n. o. c.	89	204	211	216	218	219	216	214	218	213	213	216	218	15	6.8
Males		96	102	103	102	104	104	104	105	106	106	109	110	14	12.7
Females		108	109	113	116	115	112	110	113	107	107	107	108	9	7.8
Liquors and beverages	124	299	292	301	306	319	331	351	344	327	319	302	300	59	16.8
Males		184	179	181	182	191	199	205	201	192	185	181	179	26	12.7
Females		115	113	120	124	128	132	146	143	135	134	121	121	33	22.6
Mineral waters and beverages	119	263	256	265	270	283	294	314	306	292	286	270	268	50	16.3
Males		172	167	169	170	179	187	193	189	181	174	170	168	26	13.5
Females		91	89	96	100	104	107	121	117	111	112	100	100	32	26.4
Liquors and beverages, n. o. c.	5	36	36	36	36	36	37	37	38	35	33	32	32	6	(1)
Males		12	12	12	12	12	12	12	12	11	11	11	11	1	(1)
Females		24	24	24	24	24	25	25	26	24	22	21	21	5	(1)
Lumber and its products	1,007	1,980	2,000	2,026	2,026	2,062	2,074	2,071	2,076	2,051	2,065	2,052	2,042	96	4.6
Males		1,085	1,080	1,105	1,114	1,141	1,152	1,154	1,152	1,137	1,146	1,137	1,146	69	6.0
Females		895	910	921	912	921	925	919	922	914	919	915	896	20	3.2

¹ Not computed owing to small number represented.

TABLE A.—Fluctuation in employment in industries other than mining and quarrying in Ohio, 1914 to 1929, by occupation group, industry, and sex—Continued

1923: BOOKKEEPERS, STENOGRAPHERS, AND OFFICE CLERKS—Continued

Industry and sex	Number of establishments reporting	Number employed on the 15th of each month												Variation from maximum	
		January	February	March	April	May	June	July	August	September	October	November	December	Number	Per cent
Manufactures—Continued.															
Lumber and its products—Continued.															
Furniture	160	409	413	422	414	438	433	434	444	443	451	430	424	42	9.3
Males		188	188	190	192	206	202	206	212	211	209	200	199	24	11.3
Females		221	225	232	222	232	231	228	232	232	242	230	225	21	8.7
Saw-mill and planing-mill products	585	1,083	1,113	1,128	1,132	1,146	1,158	1,151	1,142	1,127	1,135	1,142	1,147	70	6.0
Males		662	670	685	692	703	712	712	705	693	708	709	719	57	7.9
Females		426	443	443	440	443	446	439	437	434	427	433	428	20	4.5
Lumber and its products, n. o. c.	262	483	474	476	480	478	483	486	490	481	479	480	471	19	3.9
Males		235	232	230	230	232	235	234	237	233	229	228	228	9	3.8
Females		248	242	246	250	246	248	252	253	248	250	252	243	11	4.3
Metals and metal products	456	3,531	3,562	3,617	3,639	3,531	3,648	3,648	3,644	3,605	3,587	3,561	3,644	117	3.2
Males		1,745	1,765	1,792	1,794	1,725	1,810	1,805	1,796	1,794	1,775	1,781	1,761	85	4.7
Females		1,786	1,797	1,825	1,845	1,806	1,838	1,843	1,848	1,811	1,812	1,780	1,883	103	5.5
Brass, bronze, and aluminum products	128	728	736	740	738	729	721	717	725	717	719	723	734	23	3.1
Males		401	403	398	389	385	379	375	377	379	381	382	381	28	6.9
Females		327	333	342	349	344	342	342	348	338	338	341	353	26	7.4
Copper, tin, and sheet-iron products, including stamped and enameled ware	166	1,033	1,049	1,061	1,065	1,101	1,107	1,101	1,088	1,069	1,058	1,047	1,042	74	6.7
Males		515	525	530	534	541	547	539	532	536	533	528	520	32	5.9
Females		518	524	531	531	560	560	562	556	533	525	519	522	44	7.8
Furniture and office fixtures, metal	15	314	314	331	339	352	339	328	330	321	315	318	316	38	10.8
Males		179	177	187	194	189	193	185	188	179	178	180	179	16	8.3
Females		135	137	144	145	163	146	143	142	142	137	138	137	28	17.2
Gas and electric fixtures and lamps and reflectors	51	1,122	1,126	1,144	1,130	993	1,121	1,134	1,135	1,133	1,130	1,100	1,176	183	15.6
Males		488	496	510	506	458	511	514	510	514	499	503	491	79	15.4
Females		634	630	634	624	535	610	620	625	619	631	597	685	127	18.5
Jewelry, including reducing and refining	29	118	119	116	114	115	116	122	117	115	119	125	126	12	9.5
Males		45	46	43	42	43	45	55	51	48	51	54	54	13	(1)
Females		73	73	73	72	72	71	67	66	67	68	71	72	7	(1)
Metals and metal products, n. o. c.	67	216	218	225	235	241	244	246	249	250	246	243	250	34	13.6
Males		117	118	124	129	132	135	137	138	138	133	134	136	21	15.2
Females		99	100	101	104	109	109	109	111	112	113	114	114	15	13.2
Paper and printing	913	6,019	6,003	6,033	5,976	6,003	5,832	5,887	5,999	6,212	6,318	6,406	6,464	632	9.8
Males		2,541	2,507	2,569	2,572	2,578	2,579	2,610	2,631	2,655	2,654	2,678	2,704	163	6.0
Females		3,478	3,493	3,464	3,416	3,425	3,253	3,277	3,368	3,557	3,664	3,728	3,760	507	13.5

Boxes, fancy and paper; drinking cups.....	70	276	283	284	286	288	294	279	282	275	277	282	19	6.5	
Males.....		133	135	136	137	139	143	135	134	131	131	134	12	8.4	
Females.....		143	148	148	149	149	151	144	148	144	146	148	8	5.3	
Paper, including stationery.....	64	491	495	499	497	501	504	518	519	504	502	504	28	5.4	
Males.....		228	228	232	234	238	240	237	235	234	235	237	12	5.0	
Females.....		263	267	267	263	263	264	281	284	270	267	267	21	7.4	
Printing and publishing.....	668	4,870	4,835	4,859	4,793	4,815	4,632	4,685	4,795	5,016	5,134	5,208	5,265	633	12.0
Males.....		2,029	2,054	2,047	2,032	2,043	2,035	2,074	2,096	2,121	2,123	2,143	2,162	133	6.2
Females.....		2,841	2,781	2,812	2,761	2,772	2,597	2,611	2,699	2,895	3,011	3,065	3,103	506	16.3
Paper and printing, n. o. c.....	111	382	390	391	400	399	402	405	406	410	407	413	37	8.8	
Males.....		151	153	154	157	158	161	164	164	166	165	169	171	20	11.7
Females.....		231	237	237	243	241	241	241	242	244	242	250	242	19	7.6
Rubber products.....	119	5,232	5,319	5,360	5,464	5,528	5,569	5,484	5,322	5,168	5,113	5,044	5,132	525	9.4
Males.....		3,544	3,598	3,581	3,624	3,654	3,661	3,627	3,549	3,496	3,489	3,437	3,515	224	6.1
Females.....		1,688	1,721	1,779	1,840	1,874	1,908	1,857	1,773	1,672	1,624	1,607	1,617	301	15.8
Druggists' sundries and toys, rubber.....	43	366	372	376	383	383	392	400	394	391	389	383	385	34	8.5
Males.....		207	209	210	213	219	222	223	221	221	222	215	214	16	7.2
Females.....		159	163	166	170	164	170	177	173	170	167	168	171	18	10.2
Tires and tubes.....	75	4,865	4,946	4,983	5,080	5,144	5,176	5,083	4,927	4,776	4,723	4,660	4,746	516	10.0
Males.....		3,337	3,389	3,371	3,411	3,435	3,439	3,404	3,328	3,275	3,267	3,222	3,301	217	6.3
Females.....		1,528	1,557	1,612	1,669	1,709	1,737	1,679	1,599	1,501	1,456	1,438	1,445	299	17.2
Rubber products, n. o. c.....	1	1	1	1	1	1	1	1	1	1	1	1			
Females.....		1	1	1	1	1	1	1	1	1	1	1			
Stone, clay, and glass products.....	674	1,718	1,725	1,759	1,782	1,797	1,836	1,870	1,889	1,885	1,883	1,892	1,882	174	9.2
Males.....		891	893	918	926	935	959	979	989	987	991	997	991	106	10.6
Females.....		827	832	841	856	862	877	891	900	898	892	895	891	73	8.1
Brick and tile, clay.....	165	192	196	210	202	203	204	204	206	207	207	206	207	18	8.6
Males.....		115	118	130	120	121	122	124	126	126	127	126	126	15	11.5
Females.....		77	78	80	82	82	82	80	80	81	80	80	81	5	(1)
Glass.....	43	510	506	513	532	535	555	572	577	574	569	576	571	71	12.3
Males.....		262	257	258	271	270	279	289	290	289	291	290	295	39	13.2
Females.....		248	249	255	261	265	276	283	287	285	278	286	276	39	13.6
Marble and stone work; stone yards.....	68	96	97	99	99	98	98	100	101	101	101	100	96	5	5.0
Males.....		58	59	62	63	64	63	65	67	66	66	65	61	9	(1)
Females.....		38	38	37	36	34	35	35	34	35	35	35	35	4	(1)
Pottery, terra-cotta and fire-clay products.....	183	682	682	687	691	698	713	720	727	729	729	737	735	55	7.5
Males.....		331	328	331	334	340	352	354	356	358	357	363	362	35	9.6
Females.....		351	354	356	357	358	361	366	371	371	372	374	373	23	6.1
Stone, clay, and glass products, n. o. c.....	215	238	244	250	258	263	266	274	278	274	277	273	273	40	14.4
Males.....		125	131	137	138	140	143	147	150	148	150	147	147	25	16.7
Females.....		113	113	113	120	123	123	127	128	126	127	126	126	15	11.7
Textiles.....	679	3,197	3,261	3,252	3,273	3,285	3,346	3,351	3,352	3,370	3,370	3,339	3,286	258	7.7
Males.....		1,230	1,244	1,239	1,242	1,243	1,285	1,285	1,273	1,282	1,275	1,273	1,244	65	5.1
Females.....		1,892	1,965	2,017	2,031	2,042	2,061	2,066	2,078	2,090	2,095	2,066	2,042	203	9.7
Awnings, tents, and sails, including auto fabrics.....	38	184	191	199	204	207	214	216	216	211	214	210	211	32	14.8
Males.....		64	65	69	70	68	68	71	70	69	71	71	73	9	(1)
Females.....		120	126	130	134	139	146	145	146	142	143	139	138	26	17.8

¹ Not computed owing to small number represented.

TABLE A.—Fluctuation in employment in industries other than mining and quarrying in Ohio, 1914 to 1929, by occupation group, industry, and sex—Continued

1923: BOOKKEEPERS, STENOGRAPHERS, AND OFFICE CLERKS—Continued

Industry and sex	Number of establishments reporting	Number employed on the 15th of each month												Variation from maximum		
		January	February	March	April	May	June	July	August	September	October	November	December	Number	Per cent	
Manufactures—Continued.																
Textiles—Continued.																
Clothing, men's, including shirts and coat pads.....	189	1,116	1,121	1,177	1,158	1,181	1,184	1,206	1,213	1,242	1,270	1,276	1,258	160	12.5	
Males.....		392	394	408	399	407	415	428	423	419	441	446	438	54	12.1	
Females.....		724	727	769	759	774	769	778	790	823	829	830	820	106	12.8	
Clothing, women's, including corsets.....	112	580	632	634	629	612	608	638	649	619	610	595	567	82	12.6	
Males.....		217	215	215	217	215	216	220	220	212	208	204	191	29	13.2	
Females.....		363	417	419	412	397	392	418	429	407	402	391	376	66	15.4	
Custom tailoring, men's and women's.....	87	119	125	130	129	128	129	139	140	142	146	147	146	28	19.0	
Males.....		32	33	34	33	33	32	37	38	39	39	38	39	7	(1)	
Females.....		87	92	96	96	95	97	102	102	103	107	109	107	22	20.2	
Flags, banners, and regalia.....	11	152	156	151	154	154	157	155	155	156	154	156	154	6	3.8	
Males.....		80	81	78	81	80	82	83	82	82	81	82	81	5	(1)	
Females.....		72	75	73	73	74	75	72	73	74	73	74	73	3	(1)	
Hosiery and knit goods.....	35	145	147	148	149	153	154	148	145	150	152	149	147	9	5.8	
Males.....		32	32	32	32	32	33	31	32	33	34	33	33	3	(1)	
Females.....		113	115	116	117	121	121	117	113	117	118	116	114	8	6.6	
Mattresses, pillows, and cotton felts.....	31	281	280	274	276	286	287	294	287	286	281	266	264	30	10.2	
Males.....		163	163	160	159	161	162	166	162	160	156	154	148	18	10.8	
Females.....		118	117	114	117	125	125	128	125	126	125	112	116	16	12.5	
Textiles, n. o. c.....	176	535	545	548	553	552	552	550	546	546	543	540	539	18	3.3	
Males.....		240	249	248	248	246	245	249	246	248	245	245	241	9	3.6	
Females.....		295	296	300	305	306	307	301	300	298	298	295	298	12	3.9	
Tobacco.....	213	218	223	220	212	212	215	224	223	223	219	218	215	12	5.4	
Males.....		99	100	98	96	95	95	95	94	95	98	96	96	6	(1)	
Females.....		119	123	122	116	117	120	129	129	128	121	122	119	13	10.1	
Cigars and cigarettes.....	134	126	127	125	119	116	114	115	116	117	116	113	113	14	11.0	
Males.....		61	62	61	59	56	55	55	55	55	56	54	54	8	(1)	
Females.....		65	65	64	60	60	59	60	61	62	60	59	59	6	(1)	
Tobacco, n. o. c.....	79	92	96	95	93	96	101	109	107	106	103	105	102	17	15.6	
Males.....		38	38	37	37	39	40	40	39	40	42	42	42	5	5	
Females.....		54	58	58	56	57	61	69	68	66	61	63	60	15	(1)	
Vehicles.....	331	5,538	5,638	5,764	5,790	5,848	5,904	5,883	5,869	5,748	5,636	5,598	5,570	366	6.2	
Males.....		3,704	3,744	3,820	3,820	3,840	3,827	3,801	3,785	3,734	3,683	3,669	3,653	187	4.9	
Females.....		1,834	1,894	1,944	1,970	2,008	2,077	2,082	2,084	2,014	1,953	1,929	1,917	250	12.0	

Airplanes and parts.....	4	233	227	231	234	228	227	222	210	197	181	179	178	56	23.9
Males.....		182	175	176	181	177	175	167	155	148	136	135	135	47	25.8
Females.....		51	52	55	53	51	52	55	55	49	45	44	43	12	(1)
Automobiles and parts.....	198	4,374	4,480	4,578	4,624	4,690	4,763	4,758	4,768	4,674	4,580	4,548	4,534	394	8.3
Males.....		2,912	2,962	3,012	3,033	3,075	3,071	3,066	3,066	3,037	2,995	2,979	2,965	163	5.3
Females.....		1,462	1,518	1,566	1,591	1,624	1,692	1,692	1,702	1,637	1,585	1,569	1,569	240	14.1
Carriages, wagons, and materials, including repairing.....	81	241	241	239	200	173	172	174	169	165	159	160	158	83	34.4
Males.....		146	143	142	107	86	82	85	82	79	77	76	76	70	(1)
Females.....		95	98	97	93	87	90	89	87	86	82	84	82	16	(1)
Cars, steam and street railroad, not including operations of railroad companies.....	18	414	407	427	441	442	443	432	430	426	430	433	428	36	8.1
Males.....		308	303	322	331	332	333	324	317	318	318	327	326	30	9.0
Females.....		106	104	105	110	110	110	108	108	109	112	106	102	10	8.9
Ship and boat building.....	17	141	146	146	150	149	149	146	147	142	143	136	135	15	10.0
Males.....		96	100	101	103	102	101	98	99	96	98	93	95	10	9.7
Females.....		45	46	45	47	47	48	48	48	46	45	43	40	8	(1)
Vehicles, n. o. c.....	13	135	137	143	141	157	150	151	145	144	143	142	137	22	14.0
Males.....		60	61	67	65	68	65	61	61	57	59	59	56	12	(1)
Females.....		75	76	76	76	89	85	90	84	87	84	83	81	15	(1)
Miscellaneous manufactures.....	733	5,463	5,684	5,716	5,761	5,832	5,971	6,034	5,997	5,939	5,953	5,936	5,919	571	9.5
Males.....		2,749	2,810	2,875	2,880	2,926	2,957	3,000	2,962	2,950	2,955	2,954	2,957	251	8.4
Females.....		2,714	2,774	2,841	2,881	2,906	3,014	3,034	3,035	2,989	2,998	2,982	2,962	321	10.6
Agricultural implements.....	33	395	414	437	418	418	421	419	403	401	401	400	401	42	9.6
Males.....		262	274	295	274	273	273	263	262	262	261	261	261	34	11.5
Females.....		133	140	142	144	145	148	142	140	139	139	139	140	15	10.1
Dairymen's, poulterers', and apiarists' supplies.....	5	114	116	118	106	99	97	97	104	98	95	99	97	25	21.2
Males.....		36	34	37	34	34	33	38	40	34	32	32	31	9	(1)
Females.....		78	82	81	72	65	64	59	64	64	63	67	66	23	(1)
Electrical machinery, apparatus, and supplies.....	152	2,588	2,682	2,752	2,784	2,800	2,857	2,880	2,849	2,846	2,871	2,863	2,864	292	10.1
Males.....		1,532	1,578	1,618	1,637	1,660	1,686	1,701	1,680	1,685	1,689	1,684	1,691	169	9.9
Females.....		1,056	1,104	1,134	1,147	1,140	1,171	1,179	1,169	1,161	1,182	1,179	1,173	126	10.7
Ice, manufactured.....	106	281	273	283	306	342	417	447	439	393	342	321	298	174	38.9
Males.....		99	99	97	100	102	113	118	118	109	107	106	100	21	17.8
Females.....		182	174	186	206	240	304	329	321	284	235	215	198	155	47.1
Musical instruments and materials, other than pianos and organs.....	15	130	118	128	129	133	132	127	123	122	120	123	120	15	11.3
Males.....		35	33	31	32	35	36	36	34	33	33	35	33	5	(1)
Females.....		95	85	97	97	98	96	91	89	89	87	88	87	13	(1)
Optical goods.....	38	116	119	116	118	124	126	126	133	132	133	133	134	18	13.4
Males.....		33	38	38	39	40	42	44	46	47	47	50	52	19	(1)
Females.....		83	81	78	79	84	84	82	87	85	86	83	82	9	(1)
Pianos, organs, and materials.....	18	99	102	102	106	105	104	105	103	110	113	113	116	17	14.7
Males.....		56	55	55	61	59	59	57	55	58	58	57	58	6	(1)
Females.....		43	47	47	45	46	45	48	48	52	55	56	58	15	(1)
Roofing materials.....	7	167	169	167	167	167	167	167	166	164	165	163	161	8	4.7
Males.....		76	78	77	76	76	76	76	75	74	75	74	74	4	(1)
Females.....		91	91	90	91	91	91	91	91	90	90	89	87	4	(1)

1 Not computed owing to small number represented.

TABLE A.—Fluctuation in employment in industries other than mining and quarrying in Ohio, 1914 to 1929, by occupation group, industry, and sex—Continued

1923: BOOKKEEPERS, STENOGRAPHERS, AND OFFICE CLERKS—Continued.

Industry and sex	Number of establishments reporting	Number employed on the 15th of each month												Variation from maximum	
		January	February	March	April	May	June	July	August	September	October	November	December	Number	Per cent
		Manufactures—Continued.													
Miscellaneous manufactures—Continued.															
Signs and advertising novelties.....	43	234	240	244	241	243	245	252	254	256	263	262	264	30	11.4
Males.....		70	71	71	69	71	72	72	74	75	76	77	76	8	(1)
Females.....		164	169	173	172	172	173	180	180	181	187	185	188	24	12.8
Sporting and athletic goods.....	9	108	167	174	176	181	185	181	181	179	178	164	177	21	11.4
Males.....		76	72	73	72	75	76	74	69	69	68	63	70	13	(1)
Females.....		92	95	101	104	106	109	107	112	110	110	101	107	20	17.9
Toys and games.....	32	119	121	130	130	133	132	133	135	131	137	144	145	26	17.9
Males.....		40	41	44	44	45	47	50	49	47	46	49	49	10	(1)
Females.....		79	80	86	86	88	85	83	86	84	91	95	96	17	(1)
Miscellaneous manufactures, n. o. c.....	275	1,052	1,063	1,065	1,090	1,087	1,088	1,100	1,107	1,112	1,135	1,151	1,142	99	8.6
Males.....		434	437	439	442	456	444	457	459	462	466	466	462	32	6.9
Females.....		618	626	626	638	631	644	643	648	655	673	686	680	67	9.8
Service.															
Males.....	3,341	16,061	16,014	16,055	16,159	16,356	16,601	16,878	17,140	17,055	17,143	17,116	17,240	1,226	7.1
Females.....		7,964	7,976	7,994	7,975	8,080	8,188	8,403	8,627	8,517	8,543	8,524	8,609	663	7.7
Males.....		8,097	8,038	8,061	8,184	8,276	8,413	8,475	8,513	8,538	8,600	8,592	8,631	593	6.9
Females.....		223	225	216	218	217	216	226	225	227	231	225	225	15	6.5
Males.....	46	127	127	118	119	120	120	124	122	127	126	120	121	9	7.1
Females.....		96	98	98	99	97	96	102	103	102	105	103	104	9	8.6
Banks.....	401	10,084	9,955	9,920	9,967	10,053	10,182	10,414	10,475	10,332	10,363	10,317	10,417	555	5.3
Males.....		5,754	5,734	5,720	5,719	5,732	5,842	6,010	6,094	5,951	5,985	5,950	6,011	375	6.2
Females.....		4,330	4,221	4,200	4,248	4,301	4,340	4,404	4,381	4,381	4,378	4,367	4,406	206	4.7
Bowling alleys and parks.....	88	56	58	64	71	82	117	119	166	101	65	65	63	110	66.3
Males.....		45	47	52	49	56	66	65	83	72	52	51	50	38	(1)
Females.....		11	11	12	22	26	51	54	83	29	13	13	13	72	(1)
Garages.....	802	1,699	1,726	1,779	1,784	1,858	1,891	1,983	2,083	2,108	2,133	2,171	2,188	459	22.3
Males.....		715	725	749	719	767	770	796	902	897	922	953	971	256	26.4
Females.....		984	1,001	1,030	1,065	1,091	1,121	1,187	1,181	1,211	1,211	1,218	1,217	234	19.2
Hospitals.....	110	438	445	449	449	441	447	460	461	469	470	470	475	37	7.3
Males.....		49	49	49	49	48	46	55	52	61	50	51	50	15	(1)
Females.....		389	396	400	400	393	401	405	409	408	420	419	425	36	8.5
Hotels.....	348	1,168	1,160	1,169	1,187	1,226	1,300	1,293	1,304	1,287	1,303	1,291	1,291	144	11.0
Males.....		611	626	636	667	687	687	690	704	693	703	696	699	98	18.2
Females.....		557	540	543	551	559	613	603	600	594	600	595	592	78	11.9

PART 2.—GENERAL TABLE

Laundries and dry cleaners.....	305	617	618	633	653	654	671	688	681	697	698	687	680	81	11.6
Males.....		83	86	86	90	87	88	88	87	86	89	88	88	7	(1)
Females.....		534	532	547	563	567	583	600	594	611	609	599	592	79	12.9
Office buildings, including window cleaning..	250	245	250	263	252	247	251	252	259	264	265	262	270	25	9.3
Males.....		98	101	102	101	101	103	106	107	109	108	107	108	11	10.1
Females.....		147	149	161	151	146	148	146	152	155	157	155	162	16	9.9
Professional.....	39	203	200	201	203	204	207	211	215	212	215	213	212	15	7.0
Males.....		86	84	87	87	85	85	87	89	88	89	89	88	5	(1)
Females.....		117	116	114	116	119	122	124	126	124	126	124	124	12	9.5
Restaurants.....	465	227	227	229	232	242	244	250	253	250	250	253	252	26	10.3
Males.....		77	77	78	80	84	85	87	88	86	85	85	86	11	(1)
Females.....		150	150	151	153	158	159	163	165	164	165	168	166	18	10.7
Schools and colleges.....	79	601	645	629	627	628	587	543	529	591	633	646	650	121	18.6
Males.....		191	198	198	197	193	183	173	172	179	192	193	195	26	13.1
Females.....		410	447	431	430	435	404	370	357	412	441	453	455	98	21.5
Social agencies.....	46	177	176	172	177	180	177	173	170	170	176	181	175	11	6.1
Males.....		26	25	27	27	27	27	26	27	26	27	27	27	2	(1)
Females.....		151	151	145	150	153	150	147	143	144	149	154	148	11	7.1
Theaters.....	179	217	223	226	230	213	202	207	210	237	235	232	235	35	14.8
Males.....		63	64	63	62	53	47	56	60	73	74	73	74	27	(1)
Females.....		154	159	163	168	160	155	151	150	164	161	159	161	18	10.7
Service, n. o. c.....	183	106	106	105	108	111	109	109	109	108	106	106	107	6	5.4
Males.....		39	39	39	40	40	39	40	40	39	41	41	41	2	(1)
Females.....		67	67	66	68	71	70	69	69	69	65	65	66	6	(1)
Trade, retail and wholesale.....	6,276	30,697	30,838	31,255	31,218	31,673	31,982	32,252	32,263	32,316	32,063	32,526	32,986	2,289	6.9
Males.....		11,546	11,651	11,873	11,888	12,028	12,074	12,226	12,259	12,293	12,147	12,287	12,282	747	6.1
Females.....		19,151	19,187	19,382	19,330	19,645	19,908	20,026	20,004	20,023	19,916	20,239	20,704	1,553	7.5
Offices.....	779	10,520	10,621	10,788	10,888	11,096	11,177	11,180	11,219	11,231	10,975	11,105	11,069	711	6.3
Males.....		4,666	4,687	4,772	4,826	4,934	4,931	5,002	4,985	5,019	4,862	4,952	4,909	353	7.0
Females.....		5,854	5,934	6,016	6,062	6,162	6,246	6,178	6,234	6,212	6,113	6,153	6,160	392	6.3
Retail delivery, milk, ice, and water.....	72	127	131	135	132	127	133	142	146	140	135	135	137	19	13.0
Males.....		44	46	48	47	46	48	50	51	50	50	50	51	7	(1)
Females.....		83	85	87	85	81	85	92	95	90	85	85	86	14	(1)
Stores, retail and wholesale.....	4,634	18,428	18,459	18,662	18,521	18,759	18,959	19,189	19,143	19,183	19,197	19,519	20,056	1,628	8.1
Males.....		5,926	5,996	6,108	6,063	6,177	6,219	6,219	6,219	6,216	6,228	6,283	6,347	421	6.6
Females.....		12,502	12,463	12,554	12,458	12,669	12,841	13,012	12,924	12,967	12,969	13,236	13,709	1,251	9.1
Yards, lumber, coal, and scrap.....	791	1,622	1,627	1,670	1,677	1,691	1,713	1,741	1,755	1,762	1,756	1,767	1,724	145	8.2
Males.....		910	922	945	952	958	977	997	1,004	1,008	1,007	1,002	975	98	9.7
Females.....		712	705	725	725	733	736	744	751	754	749	765	749	60	7.8
Transportation and public utilities.....	1,129	8,270	8,278	8,362	8,445	8,542	8,786	8,909	8,947	8,929	8,978	8,981	8,987	717	8.0
Males.....		3,947	3,975	3,999	4,040	4,092	4,237	4,306	4,330	4,328	4,387	4,392	4,405	458	10.4
Females.....		4,323	4,303	4,363	4,405	4,450	4,549	4,603	4,617	4,601	4,591	4,589	4,582	314	6.8
Drayage and storage, including livery stables and teaming.....	376	538	542	541	538	547	557	560	568	566	588	583	575	50	8.5
Males.....		316	322	321	316	324	324	325	331	331	357	358	353	42	11.7
Females.....		222	220	220	222	223	233	235	237	235	231	225	222	17	7.2
Electric light and power.....	111	1,835	1,838	1,845	1,864	1,898	1,964	2,004	2,006	1,986	2,083	2,076	2,089	254	12.2
Males.....		972	979	983	986	1,010	1,028	1,057	1,057	1,040	1,074	1,106	1,118	146	13.1
Females.....		863	859	862	878	888	936	947	949	946	959	970	971	112	11.5

1 Not computed owing to small number represented.

TABLE A.—Fluctuation in employment in industries other than mining and quarrying in Ohio, 1914 to 1929, by occupation group, industry, and sex—Continued

1923: BOOKKEEPERS, STENOGRAPHERS, AND OFFICE CLERKS—Continued

Industry and sex	Number of establishments reporting	Number employed on the 15th of each month												Variation from maximum	
		January	February	March	April	May	June	July	August	September	October	November	December	Number	Per cent
Transportation and public utilities—Contd.															
Electric railroads.....	60	1,093	1,114	1,129	1,144	1,147	1,149	1,171	1,169	1,160	1,166	1,167	1,173	80	6.8
Males.....		628	634	638	649	648	655	674	668	665	668	670	676	48	7.1
Females.....		465	480	491	495	499	494	497	501	495	498	497	497	36	7.2
Natural gas.....	58	807	812	820	828	818	824	863	868	861	867	868	892	85	9.5
Males.....		456	459	495	504	490	524	533	537	528	532	530	545	62	11.3
Females.....		321	323	325	324	328	330	330	331	333	335	338	344	23	6.7
Pipe lines (petroleum).....	12	106	107	108	108	108	112	114	116	114	113	113	110	10	8.6
Males.....		91	93	92	93	93	97	100	102	100	99	99	99	11	10.8
Females.....		15	14	16	15	15	15	14	14	14	14	14	14	2	(1)
Telegraph and telephone, including messenger service.....	399	3,647	3,621	3,675	3,697	3,699	3,755	3,819	3,842	3,869	3,849	3,824	3,827	248	6.4
Males.....		1,278	1,282	1,294	1,298	1,281	1,303	1,330	1,349	1,387	1,389	1,373	1,382	111	8.0
Females.....		2,369	2,339	2,381	2,399	2,418	2,452	2,489	2,493	2,482	2,460	2,451	2,445	154	6.2
Transportation by water, including stevedoring.....	25	102	101	100	123	155	213	184	184	180	165	154	120	113	53.1
Males.....		81	80	80	100	129	182	153	155	149	138	127	99	102	56.0
Females.....		21	21	20	23	26	31	31	29	31	27	27	21	11	(1)
Transportation and public utilities, n. o. c.....	88	142	143	144	143	170	182	994	194	193	197	196	198	56	28.3
Males.....		95	96	96	94	117	124	134	131	128	130	129	130	40	29.9
Females.....		47	47	48	49	53	58	60	63	65	67	67	68	21	(1)
Industries, n. o. c.....	26	44	45	45	47	46	47	48	45	47	47	47	45	4	(1)
Males.....		25	26	27	28	27	28	29	25	27	27	27	26	4	(1)
Females.....		19	19	18	19	19	19	19	20	20	20	20	19	2	(1)

1923: SALESPeOPLE (NOT TRAVELING)

ALL INDUSTRIES.....	25,904	51,062	51,028	52,793	53,461	53,495	54,323	53,910	53,082	55,663	56,145	58,327	65,525	14,497	22.1
Males.....		27,212	27,448	28,015	28,255	28,506	29,017	29,094	28,890	29,536	29,449	30,067	30,947	3,735	12.1
Females.....		23,850	23,580	24,778	25,206	24,989	25,306	24,816	24,192	26,127	26,696	28,260	34,578	10,998	31.8
Construction.....	5,883	598	603	616	645	702	716	704	703	689	671	671	643	118	16.5
Males.....		561	563	576	604	654	664	660	656	647	630	629	602	103	15.5
Females.....		37	35	40	41	48	52	44	47	42	41	42	41	17	(1)

Electrical contracting	219	132	130	123	122	129	129	130	131	132	133	134	137	15	10.9
Males		126	124	116	115	123	122	125	126	128	128	129	133	18	13.5
Females		6	6	7	7	6	7	5	5	4	5	5	4	3	(1)
General contracting, including wrecking	2,185	120	123	126	133	149	157	164	155	155	144	137	132	44	26.8
Males		119	122	124	130	144	151	159	150	151	139	132	127	40	25.2
Females		1	1	2	3	5	6	5	5	4	5	5	5	4	(1)
Sheet-metal work and roofing	306	98	100	105	126	135	139	133	129	127	133	140	118	42	30.0
Males		95	97	102	123	132	135	131	127	125	131	138	116	43	31.2
Females		3	3	3	3	3	4	2	2	2	2	2	2	2	(1)
Construction, n. o. c.	3,173	248	250	262	264	289	291	277	288	275	261	260	256	43	14.8
Males		221	225	234	236	255	256	245	253	243	232	230	226	35	13.7
Females		27	25	28	28	34	35	32	35	32	29	30	30	10	(1)
Manufactures	8,701	6,061	6,129	6,154	6,196	6,316	6,380	6,459	6,385	6,548	6,505	6,558	6,665	604	9.1
Males		4,925	4,976	5,007	5,054	5,140	5,165	5,266	5,221	5,335	5,293	5,332	5,341	416	7.8
Females		1,136	1,153	1,147	1,144	1,176	1,215	1,193	1,164	1,213	1,212	1,226	1,324	188	14.2
Chemicals and allied products	382	307	308	310	312	317	321	322	321	318	318	318	319	15	4.7
Males		284	285	288	291	295	298	300	299	297	296	296	297	16	5.1
Females		23	23	22	21	22	23	22	22	21	22	22	22	2	(1)
Paint and varnish	89	191	191	191	192	196	196	196	196	195	194	193	193	5	2.6
Males		170	170	171	172	175	175	176	176	175	174	173	173	6	3.4
Females		21	21	20	20	21	21	20	20	20	20	20	20	1	(1)
Chemicals and allied products, n. o. c.	293	116	117	119	120	121	125	126	125	123	124	125	126	10	7.9
Males		114	115	117	119	120	123	124	123	122	122	123	124	10	8.1
Females		2	2	2	1	1	2	2	2	1	2	2	2	1	(1)
Food and kindred products	1,276	2,816	2,862	2,867	2,867	2,949	2,973	3,031	2,988	3,122	3,093	3,142	3,193	377	11.8
Males		2,055	2,090	2,097	2,104	2,150	2,143	2,208	2,181	2,285	2,266	2,303	2,300	248	10.8
Females		761	772	770	763	799	830	823	807	837	827	839	893	132	14.8
Bakery products	377	1,710	1,743	1,748	1,751	1,773	1,778	1,799	1,782	1,874	1,884	1,947	1,942	237	12.2
Males		1,246	1,280	1,283	1,285	1,311	1,311	1,327	1,311	1,396	1,406	1,486	1,450	215	14.7
Females		464	463	465	466	462	467	472	471	478	478	486	492	30	6.1
Confectionery	117	307	316	305	298	341	352	341	338	345	343	343	396	98	24.7
Males		83	80	80	80	86	79	89	90	86	80	77	78	13	(1)
Females		224	236	225	218	255	273	252	248	259	263	266	318	100	31.4
Dairy products and ice cream	251	361	358	372	384	381	390	426	401	427	391	375	373	69	16.2
Males		303	300	308	320	315	316	342	327	342	319	305	306	42	12.3
Females		58	58	64	64	66	74	84	74	85	72	70	67	27	(1)
Slaughtering and meat packing	128	323	330	327	315	336	335	347	349	359	359	361	367	52	14.2
Males		309	316	312	301	321	320	333	336	345	346	345	352	51	14.5
Females		14	14	15	14	15	15	14	13	14	13	16	15	3	(1)
Food and kindred products, n. o. c.	405	115	115	115	119	118	118	118	118	117	116	116	115	4	3.4
Males		114	114	114	117	117	117	117	117	116	115	115	114	4	3.4
Females		1	1	1	1	1	1	1	1	1	1	1	1		
Iron and steel and their products	1,647	471	471	471	471	467	471	482	482	483	492	503	505	38	7.5
Males		445	444	441	441	438	445	458	459	460	469	481	483	45	9.3
Females		26	27	30	30	29	26	24	23	23	23	22	22	8	(1)
Foundry and machine-shop products	1,086	253	254	257	251	253	254	264	265	265	264	274	272	23	8.4
Males		236	237	237	232	235	238	250	251	250	250	261	259	29	11.1
Females		17	17	20	19	18	16	14	14	15	14	13	13	7	(1)

1 Not computed owing to small number represented.

1923: SALESPeOPLE (NOT TRAVELING)

351

TABLE A.—Fluctuation in employment in industries other than mining and quarrying in Ohio, 1914 to 1929, by occupation group, industry, and sex—Continued

1923: SALESPeOPLE (NOT TRAVELING)—Continued

Industry and sex	Number of establishments reporting	Number employed on the 15th of each month												Variation from maximum	
		January	February	March	April	May	June	July	August	September	October	November	December	Number	Per cent
Manufactures—Continued.															
Iron and steel and their products—Continued.															
Iron and steel and their products, n. o. c.	561	218	217	214	220	214	217	218	217	218	228	229	233	19	8.2
Males	209	207	204	209	203	207	208	208	210	219	220	224	221	21	9.4
Females	9	10	10	11	11	10	10	9	8	9	9	9	9	3	(1)
Liquor and beverages	124	104	105	108	117	132	154	153	153	141	126	116	111	50	32.5
Males	102	103	106	115	130	152	151	151	139	124	114	109	50	32.9	
Females	2	2	2	2	2	2	2	2	2	2	2	2	2		
Mineral waters and beverages	119	102	103	106	115	130	152	151	151	139	124	114	109	50	32.9
Males	102	103	106	115	130	152	151	151	139	124	114	109	50	32.9	
Liquors and beverages, n. o. c.	5	2	2	2	2	2	2	2	2	2	2	2	2		
Males	2	2	2	2	2	2	2	2	2	2	2	2	2		
Lumber and its products	1,007	163	160	156	155	158	160	164	165	167	171	170	168	16	9.4
Males	151	150	147	146	149	150	154	155	157	161	160	158	15	9.3	
Females	12	10	9	9	9	10	10	10	10	10	10	10	3	(1)	
Saw-mill and planing-mill products	585	99	98	96	95	97	98	101	102	102	105	104	102	10	9.5
Males	99	98	96	95	97	98	101	102	102	105	104	102	10	9.5	
Lumber and its products, n. o. c.	422	64	62	60	60	61	62	63	63	65	66	66	66	6	(1)
Males	52	52	51	51	52	52	53	53	55	56	56	56	5	(1)	
Females	12	10	9	9	9	10	10	10	10	10	10	10	3	(1)	
Metals and metal products, other than iron and steel	456	125	125	126	127	122	119	118	121	125	122	124	126	9	7.1
Males	122	122	123	123	119	116	114	117	119	117	118	120	9	7.3	
Females	3	3	3	4	3	3	4	4	6	5	6	6	3	(1)	
Paper and printing	913	1,178	1,194	1,197	1,224	1,241	1,241	1,251	1,229	1,253	1,258	1,263	1,285	107	8.3
Males	1,024	1,038	1,045	1,069	1,087	1,074	1,090	1,070	1,093	1,089	1,087	1,091	69	6.3	
Females	154	156	152	155	154	167	161	159	160	169	176	194	42	21.6	
Printing and publishing	668	1,028	1,042	1,043	1,088	1,084	1,083	1,090	1,070	1,091	1,096	1,101	1,126	98	8.7
Males	900	913	918	941	958	944	959	941	961	956	955	962	62	6.4	
Females	128	129	125	127	126	139	131	129	130	140	146	164	39	23.8	
Paper and printing, n. o. c.	245	150	162	154	156	157	158	161	159	162	162	162	159	12	7.4
Males	124	125	127	128	129	130	131	129	132	133	132	129	9	6.8	
Females	26	27	27	28	28	28	30	30	30	29	30	30	4	(1)	
Stone, clay, and glass products	674	81	85	85	86	91	96	97	98	100	100	100	101	20	19.8
Males	66	69	70	70	76	81	82	83	84	84	84	84	84	18	(1)
Females	15	16	15	16	15	15	15	15	16	16	16	17	2	(1)	
Textiles	679	272	272	286	289	286	285	277	279	279	270	268	270	21	7.3
Males	245	244	257	260	257	260	252	250	248	241	242	242	242	49	18.8
Females	27	28	29	29	29	25	25	27	31	29	26	28	6	(1)	

Miscellaneous manufactures.....	733	304	302	304	308	309	320	319	318	332	326	318	309	30	9.0
Males.....		224	222	224	227	231	239	245	249	249	244	239	237	27	10.8
Females.....		80	80	80	81	78	81	74	69	83	82	79	72	14	(1)
Manufactures, n. o. c.....	806	240	245	244	242	244	240	245	233	228	229	236	278	50	18.0
Males.....		207	209	209	208	208	207	212	207	204	202	208	220	18	8.2
Females.....		33	36	35	34	36	33	33	26	24	27	28	58	34	(1)
Service.....	3,341	2,532	2,637	2,772	2,857	2,899	3,008	2,959	2,925	2,998	2,885	2,906	2,888	476	15.8
Males.....		2,223	2,310	2,450	2,533	2,571	2,662	2,627	2,605	2,563	2,555	2,565	2,546	439	16.5
Females.....		309	318	322	324	326	332	322	320	335	330	341	342	37	10.7
Garages.....	802	1,643	1,735	1,822	1,950	1,961	2,040	2,003	1,983	1,943	1,914	1,922	1,909	397	19.5
Males.....		1,637	1,727	1,854	1,952	1,952	2,032	1,997	1,977	1,939	1,910	1,918	1,905	395	19.4
Females.....		6	8	8	7	9	8	6	6	4	4	4	4	5	(1)
Laundries and dry cleaners.....	305	379	393	398	387	410	414	419	417	420	424	427	428	49	11.4
Males.....		354	358	361	361	362	355	390	387	389	392	396	397	43	10.8
Females.....		25	25	27	26	28	29	29	30	31	32	31	31	7	(1)
Restaurants.....	465	162	162	166	162	161	167	164	169	175	161	166	163	14	8.0
Males.....		66	66	68	67	68	69	69	71	74	69	72	68	8	(1)
Females.....		96	96	98	95	93	98	95	98	101	92	94	95	9	(1)
Services, n. o. c.....	1,769	848	857	856	858	867	857	873	856	860	856	891	888	43	11.0
Males.....		166	168	167	162	169	176	171	170	161	184	179	176	23	12.5
Females.....		182	189	189	196	198	211	202	186	199	202	212	212	30	14.2
Trade, retail and wholesale.....	6,276	41,568	41,351	42,931	43,443	43,231	43,863	43,440	42,712	45,160	45,687	47,768	54,895	13,544	24.7
Males.....		19,231	19,308	19,699	19,781	19,835	20,211	20,231	20,087	20,660	20,613	21,156	22,064	2,833	12.8
Females.....		22,337	22,043	23,232	23,662	23,396	23,652	23,209	22,625	24,500	25,074	26,612	32,831	10,788	32.9
Offices.....	779	1,120	1,139	1,148	1,152	1,180	1,218	1,245	1,253	1,246	1,217	1,221	1,231	133	10.6
Males.....		1,101	1,121	1,128	1,128	1,154	1,190	1,218	1,226	1,219	1,188	1,192	1,202	125	10.2
Females.....		19	18	20	24	26	28	27	27	27	29	29	29	11	(1)
Stores, retail and wholesale.....	4,634	40,139	39,904	41,474	41,977	41,732	42,323	41,862	41,122	43,572	44,125	46,200	53,321	13,417	25.2
Males.....		17,833	17,891	18,273	18,348	18,369	18,706	18,688	18,533	19,108	19,089	19,627	20,529	2,696	13.1
Females.....		22,306	22,013	23,201	23,629	23,363	23,617	23,174	22,589	24,464	25,036	26,573	32,792	10,779	32.9
Yards, lumber, coal, and scrap.....	791	254	254	256	262	265	268	278	281	287	289	291	287	37	12.7
Males.....		246	246	248	256	261	264	274	276	282	284	285	281	39	13.7
Females.....		8	8	8	6	4	4	4	5	5	5	6	6	4	(1)
Trade, retail and wholesale, n. o. c.....	72	55	54	53	52	54	54	55	56	55	55	56	56	4	(1)
Males.....		51	50	50	49	51	51	51	52	51	52	52	52	3	(1)
Females.....		4	4	3	3	3	3	4	4	4	4	4	4	1	(1)
Transportation and public utilities.....	1,129	246	252	258	257	279	291	293	295	306	346	370	380	134	35.3
Males.....		238	244	249	248	269	280	281	284	292	331	357	367	129	35.1
Females.....		8	8	9	9	10	11	12	11	14	15	13	13	7	(1)
Electric light and power.....	111	159	162	166	169	187	197	199	203	215	255	279	287	128	44.6
Males.....		154	157	161	164	181	190	191	196	205	243	268	276	122	44.2
Females.....		5	5	5	5	6	7	8	7	10	12	11	11	7	(1)
Transportation and public utilities, n. o. c.....	1,018	87	90	92	88	92	94	94	92	91	91	91	93	7	(1)
Males.....		84	87	88	84	88	90	90	88	87	88	88	91	7	(1)
Females.....		3	3	4	4	4	4	4	4	4	3	2	2	2	(1)
Industries, n. o. c.....	(2)	57	56	62	61	68	65	55	62	62	51	54	54	17	(1)
Males.....		34	33	34	35	37	35	29	37	39	27	28	27	12	(1)
Females.....		23	23	28	26	31	30	26	25	23	24	26	27	8	(1)

¹ Not computed owing to small number represented.

² Not reported.

TABLE A.—Fluctuation in employment in industries other than mining and quarrying in Ohio, 1914 to 1929, by occupation group, industry, and sex—Continued

1924: WAGE EARNERS

Industry and sex	Number of establishments reporting	Number employed on the 15th of each month												Variation from maximum	
		January	February	March	April	May	June	July	August	September	October	November	December	Number	Per cent
ALL INDUSTRIES	30,439	861,334	877,747	891,393	900,438	873,634	839,935	832,913	842,205	859,685	862,863	842,351	840,053	67,525	7.5
Males.....		717,112	730,343	742,990	752,621	729,525	698,357	695,134	703,382	715,035	715,665	696,333	694,330	58,291	7.7
Females.....		144,222	147,404	148,403	147,817	144,109	141,578	137,779	138,823	144,650	147,198	146,018	145,723	10,624	7.2
Agriculture	732	3,986	4,013	4,339	5,606	5,739	6,320	6,909	6,465	6,201	5,932	5,178	4,520	2,923	42.3
Males.....		3,756	3,771	4,032	5,227	5,359	5,881	6,416	6,068	5,805	5,601	4,898	4,268	2,660	41.5
Females.....		230	242	307	379	380	439	493	387	396	331	280	252	263	53.3
Dairy farming	39	426	424	426	435	440	461	484	484	467	475	437	419	65	13.4
Males.....		414	412	414	423	428	449	472	473	456	465	427	411	62	13.1
Females.....		12	12	12	12	12	12	12	11	11	10	10	8	4	(1)
Florists, fruit growers, and nurserymen	207	2,008	1,990	2,251	3,194	3,164	3,632	3,646	3,109	2,902	2,871	2,633	2,271	1,656	45.4
Males.....		1,841	1,814	2,016	2,891	2,864	3,237	3,294	2,850	2,684	2,645	2,434	2,088	1,480	44.9
Females.....		167	176	235	303	300	295	352	259	218	226	199	183	185	52.6
General farming	378	1,474	1,519	1,598	1,893	2,051	2,266	2,606	2,521	2,517	2,368	1,913	1,662	1,132	43.4
Males.....		1,423	1,465	1,538	1,829	1,983	2,134	2,477	2,404	2,350	2,273	1,842	1,631	1,064	42.5
Females.....		51	54	60	64	68	132	129	117	167	95	71	61	116	87.9
Operating farm machinery, not by farmers	108	78	80	64	84	84	61	173	341	315	218	195	138	280	82.1
Males.....		78	80	64	84	84	61	173	341	315	218	195	138	280	(1)
Females.....															
Construction	7,364	49,488	48,719	52,975	66,470	72,322	78,169	85,084	85,301	83,601	82,327	73,535	60,069	36,582	42.9
Males.....		49,382	48,614	52,871	66,347	72,193	78,014	84,936	85,163	83,456	82,182	73,402	59,937	36,549	42.9
Females.....		106	105	104	123	129	155	148	138	145	145	133	132	51	32.9
Brick, stone, and cement work; mantel setting	733	3,991	3,848	4,512	5,894	6,521	7,014	7,364	7,372	7,173	7,090	6,191	5,036	3,524	47.8
Males.....		3,991	3,848	4,512	5,893	6,520	7,013	7,363	7,371	7,171	7,088	6,189	5,034	3,523	47.8
Females.....		1	1	1	1	1	1	1	1	2	2	2	2	1	(1)
Electrical contracting	294	3,125	3,032	2,962	2,957	2,905	2,840	2,812	2,860	2,802	2,795	2,749	2,683	442	14.1
Males.....		3,122	3,029	2,959	2,953	2,902	2,837	2,809	2,857	2,799	2,791	2,746	2,680	442	14.2
Females.....		3	3	3	4	3	3	3	3	3	4	3	3	1	
Erecting or installing machinery	113	566	571	668	612	655	652	729	705	643	607	568	573	163	22.4
Males.....		565	570	667	611	654	651	728	704	642	606	567	572	163	22.4
Females.....		1	1	1	1	1	1	1	1	1	1	1	1	1	(1)
General contracting, including wrecking	2,771	21,355	21,284	23,456	29,223	30,388	32,720	36,623	34,938	33,196	32,408	29,635	25,743	15,339	41.9
Males.....		21,334	21,263	23,433	29,199	30,368	32,694	36,597	34,911	33,115	32,382	29,614	25,722	15,334	41.9
Females.....		21	21	23	24	20	26	26	27	21	21	21	21	7	(1)

Oil, gas, and water, drilling or producing	589	3,411	3,621	3,675	3,719	3,891	4,058	4,042	4,164	4,245	4,190	3,995	3,820	834	19.6
Males		3,409	3,619	3,673	3,716	3,887	4,050	4,037	4,157	4,239	4,184	3,990	3,816	830	19.6
Females		2	2	2	3	4	8	5	7	6	6	5	4	6	(1)
Painting and decorating	688	1,682	1,865	2,366	3,221	3,684	3,642	3,346	3,173	3,112	2,881	2,527	1,978	2,002	54.3
Males		1,641	1,827	2,330	3,183	3,647	3,600	3,306	3,140	3,073	2,844	2,487	1,924	2,006	55.0
Females		41	38	36	38	37	42	40	33	39	37	40	54	21	(1)
Plastering, including lathing	205	1,349	1,386	1,354	1,360	1,449	1,543	1,626	1,703	1,623	1,597	1,505	1,346	357	21.0
Males		1,349	1,386	1,354	1,360	1,449	1,543	1,626	1,703	1,623	1,597	1,505	1,346	357	21.0
Females															
Plumbing and steam fitting	523	4,214	4,069	3,943	4,127	4,009	4,077	4,282	4,406	4,644	4,709	4,659	4,463	766	16.3
Males		4,213	4,068	3,942	4,126	4,008	4,076	4,281	4,405	4,643	4,708	4,658	4,462	766	16.3
Females		1	1	1	1	1	1	1	1	1	1	1	1	1	
Sand and gravel excavating	117	757	819	959	1,215	1,163	1,212	1,237	1,275	1,327	1,300	1,165	857	570	43.0
Males		756	818	958	1,214	1,162	1,211	1,235	1,273	1,326	1,299	1,164	856	570	43.0
Females		1	1	1	1	1	1	2	2	1	1	1	1	1	
Sheet-metal work and roofing	353	2,398	2,133	2,201	2,357	2,350	2,370	2,629	2,687	2,703	2,835	2,740	2,615	702	24.8
Males		2,395	2,130	2,198	2,354	2,347	2,367	2,626	2,684	2,700	2,827	2,734	2,612	697	24.7
Females		3	3	3	3	3	3	3	3	3	8	6	3	5	(1)
Street, road, and sewer contracting	906	6,024	5,546	6,318	11,266	14,804	17,491	19,826	21,445	21,561	21,214	17,124	10,298	16,015	74.3
Males		5,992	5,512	6,285	11,220	14,747	17,423	19,761	21,386	21,494	21,151	17,072	10,257	15,932	74.4
Females		32	34	33	46	57	68	65	59	67	63	52	41	36	(1)
Ventilating and heating	69	602	533	544	502	488	533	549	572	612	672	656	630	184	27.4
Males		601	532	543	501	487	532	548	571	611	671	655	629	184	27.4
Females		1	1	1	1	1	1	1	1	1	1	1	1	1	
Construction, n. o. c.	3	14	12	17	17	15	17	19	21	20	34	21	27	22	(1)
Males		14	12	17	17	15	17	19	21	20	34	21	27	22	(1)
Fisheries	25	222	245	275	367	411	373	340	313	360	367	343	289	189	46.0
Males		221	244	274	366	410	372	339	312	359	366	342	288	189	46.1
Females		1	1	1	1	1	1	1	1	1	1	1	1	1	
Manufactures	9,125	637,166	653,143	660,479	649,612	614,109	572,216	558,864	569,890	588,643	593,747	584,337	596,491	101,615	15.4
Males		539,341	552,445	559,347	550,235	518,507	479,465	469,143	478,311	491,602	494,735	486,530	498,769	90,204	16.1
Females		97,825	100,698	101,132	99,377	95,602	92,751	89,721	91,579	97,041	99,012	97,807	96,722	11,411	11.3
Chemicals and allied products	392	17,978	18,356	18,864	18,978	18,451	17,829	16,874	17,166	18,117	17,789	17,737	17,922	2,104	11.1
Males		16,239	16,580	17,021	17,164	16,671	16,115	15,409	15,495	16,474	16,110	16,047	16,307	1,755	10.2
Females		1,739	1,776	1,843	1,814	1,780	1,714	1,465	1,671	1,643	1,679	1,690	1,615	378	20.5
Blacking, cleansing, and polishing preparations	18	193	201	216	224	215	198	174	167	181	184	181	188	57	25.4
Males		126	133	141	141	139	127	115	112	128	129	129	123	29	20.6
Females		67	68	75	83	76	71	59	55	53	56	52	65	31	(1)
Chemicals, acids, and wood distillation	63	3,682	3,771	3,861	3,916	3,856	3,698	3,488	3,510	3,507	3,687	3,563	3,584	428	10.9
Males		3,651	3,742	3,826	3,884	3,827	3,672	3,463	3,488	3,484	3,663	3,538	3,560	421	10.8
Females		31	29	35	32	29	25	25	22	23	24	25	24	13	(1)
Dyestuffs and extracts	4	419	438	431	403	394	400	314	328	343	357	385	398	124	28.3
Males		411	429	422	396	387	393	308	322	337	351	379	389	121	28.2
Females		8	9	9	7	7	7	6	6	6	6	6	9	3	(1)
Explosives	10	219	219	222	219	210	215	215	215	212	205	206	212	17	7.7
Males		219	219	222	219	210	215	215	216	212	205	206	212	17	7.7

1 Not computed owing to small number represented.

TABLE A.—Fluctuation in employment in industries other than mining and quarrying in Ohio, 1914 to 1929, by occupation group, industry, and sex—Continued

1924: WAGE EARNERS—Continued

Industry and sex	Number of establishments reporting	Number employed on the 15th of each month												Variation from maximum	
		January	February	March	April	May	June	July	August	September	October	November	December	Number	Per cent
Manufactures—Continued.															
Chemicals and allied products—Continued.															
Fertilizers, tankage.....	33	1,045	998	1,173	1,357	1,135	1,081	1,141	1,128	2,020	1,091	935	979	1,085	53.7
Males.....		1,043	996	1,171	1,355	1,133	1,029	1,139	1,126	2,018	1,089	933	978	1,085	53.8
Females.....		2	2	2	2	2	2	2	2	2	2	2	1	1	(1)
Ink, printing and writing.....	16	390	405	407	406	407	407	410	403	402	417	408	398	27	6.5
Males.....		375	381	384	384	385	386	392	381	377	389	389	378	17	4.3
Females.....		15	24	23	22	22	21	18	22	25	28	19	20	13	(1)
Oil, linseed, lubricating, and cottonseed, and oil cake.....	15	257	261	265	249	243	242	226	191	197	250	255	245	74	27.9
Males.....		247	251	255	240	234	233	218	183	190	244	249	239	72	28.2
Females.....		10	10	10	9	9	9	8	8	7	6	6	6	4	(1)
Paint and varnish.....	91	3,129	3,250	3,302	3,364	3,265	3,131	3,055	3,012	3,048	3,111	3,125	3,139	352	10.5
Males.....		2,874	2,981	3,015	3,061	2,982	2,862	2,797	2,773	2,824	2,876	2,897	2,907	288	9.4
Females.....		255	269	287	303	283	269	258	239	224	235	228	232	79	26.1
Patent medicines and drug compounds.....	54	1,226	1,231	1,271	1,215	1,219	1,166	1,059	1,134	1,112	1,125	1,163	1,120	212	16.7
Males.....		596	618	627	594	585	555	528	529	532	547	561	551	99	15.8
Females.....		630	613	644	621	634	611	531	605	580	578	602	569	113	17.5
Petroleum refining.....	29	3,361	3,457	3,571	3,607	3,592	3,508	3,469	3,042	2,977	3,013	3,183	3,358	680	17.5
Males.....		3,344	3,440	3,552	3,589	3,563	3,490	3,453	3,026	2,959	2,995	3,154	3,340	680	17.6
Females.....		17	19	18	18	29	18	16	16	18	18	29	18	13	(1)
Salt.....	6	775	782	780	755	748	753	780	768	827	893	877	887	145	16.2
Male.....		697	694	693	670	670	675	695	678	727	779	764	790	120	15.2
Females.....		78	88	87	85	78	78	85	90	100	114	113	97	36	(1)
Soap, candles, grease, and tallow.....	45	3,167	3,235	3,249	3,150	3,044	2,962	2,394	3,127	3,170	3,345	3,351	3,309	967	28.6
Males.....		2,600	2,634	2,653	2,574	2,491	2,417	2,023	2,596	2,621	2,778	2,785	2,769	762	27.4
Females.....		567	599	596	576	553	545	371	531	549	567	566	540	225	37.8
Chemicals and allied products, n. o. c.....	8	115	108	116	113	123	118	149	140	121	111	105	105	44	29.5
Males.....		56	53	60	57	65	61	63	65	65	66	63	71	18	(1)
Females.....		59	55	56	56	58	57	86	75	56	45	42	34	52	(1)
Food and kindred products.....	1,366	27,933	28,081	28,004	27,597	27,627	28,777	29,534	29,133	33,668	32,236	30,250	29,036	6,071	18.0
Males.....		22,048	21,941	21,949	21,794	21,890	22,666	23,437	23,183	25,188	24,387	23,273	22,472	3,394	13.5
Females.....		5,885	6,140	6,055	5,803	5,737	6,111	6,097	5,950	8,480	7,849	6,977	6,564	2,743	32.3
Bakery products.....	421	7,671	7,806	7,872	7,779	7,713	7,866	7,755	7,629	7,874	7,747	7,844	7,713	245	3.1
Males.....		5,844	5,921	5,960	5,859	5,744	5,876	5,834	5,816	5,907	5,817	5,901	5,837	216	3.6
Females.....		1,827	1,885	1,912	1,920	1,969	1,990	1,921	1,813	1,967	1,930	1,943	1,876	177	8.9

Canning and preserving.....	85	689	707	751	821	881	1,287	1,938	1,745	4,995	2,731	1,369	893	4,306	86.2
Males.....		423	432	475	556	601	787	1,192	1,052	2,926	1,584	709	476	2,503	85.5
Females.....		266	275	276	265	280	500	746	693	2,069	1,147	660	417	1,804	87.2
Coffee, spices, and peanuts.....	33	934	999	1,033	999	963	975	966	956	976	1,034	1,025	1,004	100	9.7
Males.....		515	538	546	538	522	528	534	526	538	565	579	563	64	11.1
Females.....		419	461	487	461	441	447	432	430	438	469	446	441	68	14.0
Confectionery.....	111	3,090	3,238	3,124	2,811	2,620	2,764	2,704	2,829	3,793	4,093	3,749	3,570	1,473	36.0
Males.....		1,299	1,333	1,317	1,166	1,106	1,189	1,186	1,230	1,504	1,592	1,451	1,374	486	30.5
Females.....		1,791	1,905	1,807	1,645	1,514	1,575	1,518	1,599	2,289	2,501	2,298	2,196	987	39.5
Cordials, sirups, and flavoring extracts.....	26	884	913	923	911	979	1,065	1,052	1,009	1,040	1,125	1,142	1,155	271	23.5
Males.....		532	512	512	520	531	568	558	577	583	596	590	582	84	14.1
Females.....		352	401	416	391	448	497	494	432	457	529	552	573	221	38.6
Dairy products and ice cream.....	256	5,143	5,126	5,213	5,410	5,707	6,003	6,049	5,946	5,632	5,229	5,069	4,959	1,959	18.0
Males.....		4,597	4,588	4,687	4,887	5,163	5,447	5,650	5,533	5,212	4,814	4,670	4,584	1,066	18.9
Females.....		546	538	526	523	544	556	399	410	415	399	375	375	181	32.6
Flour-mill and grist-mill products.....	244	2,030	2,087	2,062	1,980	1,966	1,940	1,932	2,092	2,076	2,058	2,048	2,034	152	7.3
Males.....		2,027	2,084	2,059	1,977	1,964	1,938	1,979	2,089	2,074	2,056	2,045	2,031	151	7.2
Females.....		3	3	3	3	2	2	3	3	2	2	3	3	1	(¹)
Food preparations.....	20	1,047	1,157	1,095	1,069	1,005	1,024	1,058	1,077	1,209	1,194	1,196	1,235	230	18.6
Males.....		801	919	880	861	822	833	854	865	965	952	946	932	181	18.4
Females.....		246	238	215	208	183	191	204	214	244	242	250	253	70	27.7
Oil-margarine.....	4	187	196	186	189	178	176	170	169	172	182	185	188	27	13.8
Males.....		159	166	157	161	156	152	149	149	152	157	155	160	18	10.8
Females.....		28	30	29	28	22	24	21	21	20	25	25	28	10	(¹)
Slaughtering and meat packing.....	152	5,641	5,407	5,396	5,260	5,239	5,304	5,478	5,259	5,140	5,268	5,304	5,552	501	8.9
Males.....		5,324	5,174	5,082	4,963	4,944	4,997	5,163	4,942	4,814	4,938	4,987	5,211	510	9.6
Females.....		317	323	314	297	295	307	315	317	326	330	317	341	46	13.5
Sugar.....	6	365	382	382	382	361	361	361	361	361	361	361	361	361	361
Males.....		362	382	382	382	361	361	361	361	361	361	361	361	361	361
Females.....		3	1	1	1	1	1	1	1	1	1	1	1	1	(¹)
Vinegar and cider.....	7	174	163	154	153	138	125	134	153	472	494	207	134	369	74.7
Males.....		88	83	85	92	99	105	91	120	226	247	136	79	168	68.0
Females.....		86	80	69	61	39	20	43	33	246	247	71	55	227	91.9
Food and kindred products, n. o. c.....	1	77	77	76	76	77	73	70	71	71	71	72	71	7	(¹)
Males.....		1	1	1	1	1	1	1	1	1	1	1	1	1	(¹)
Females.....		1	1	1	1	1	1	1	1	1	1	1	1	1	(¹)
Iron and steel and their products.....	1,673	238,390	243,497	244,067	236,303	219,356	193,284	192,901	196,660	199,627	203,280	200,524	213,744	51,166	21.0
Males.....		231,800	236,503	237,106	229,688	213,159	187,463	187,472	191,278	193,875	197,113	194,317	207,375	49,643	20.9
Females.....		6,590	6,994	6,961	6,615	6,197	5,821	5,429	5,382	5,752	6,167	6,207	6,369	1,612	23.0
Blast-furnace products.....	27	6,423	6,931	6,978	6,705	6,183	5,569	5,933	6,026	5,947	6,309	6,184	6,291	1,409	20.2
Males.....		6,413	6,921	6,968	6,695	6,173	5,559	5,923	6,017	5,938	6,300	6,174	6,282	1,409	20.2
Females.....		10	10	10	10	10	10	10	9	9	9	9	9	1	(¹)
Boilers and tanks.....	45	2,540	2,668	2,533	2,589	2,479	2,301	2,203	2,194	2,205	2,220	2,116	2,089	579	21.7
Males.....		2,540	2,668	2,533	2,589	2,479	2,301	2,203	2,194	2,205	2,220	2,116	2,089	579	21.7
Bolts, nuts, washers, and rivets.....	28	5,287	5,559	5,426	5,358	4,577	4,081	3,855	3,839	4,121	4,165	4,357	4,594	1,720	30.9
Males.....		4,347	4,499	4,419	4,435	3,814	3,369	3,227	3,225	3,412	3,418	3,609	3,792	1,274	28.3
Females.....		940	1,060	1,007	923	763	712	628	614	709	747	748	802	446	42.1
Burial vaults, steel.....	10	231	243	256	254	227	220	209	197	205	217	225	226	59	23.0
Males.....		230	242	255	253	227	219	209	197	205	217	224	225	58	22.7
Females.....		1	1	1	1	1	1	1	1	1	1	1	1	1	(¹)

¹ Not computed owing to small number represented.

TABLE A.—Fluctuation in employment in industries other than mining and quarrying in Ohio, 1914 to 1929, by occupation group, industry, and sex—Continued

1924: WAGE EARNERS—Continued

Industry and sex	Number of establishments reporting	Number employed on the 15th of each month												Variation from maximum	
		January	February	March	April	May	June	July	August	September	October	November	December	Number	Per cent
Manufactures—Continued.															
Iron and steel and their products—Continued.															
Calculating machines.....	22	8,036	7,925	7,319	7,202	7,311	7,399	7,513	7,416	7,511	7,681	7,697	7,563	834	10.4
Males.....		7,222	7,125	6,602	6,481	6,607	6,701	6,752	6,702	6,762	6,909	6,920	6,777	741	10.3
Females.....		814	800	717	721	704	698	761	714	749	772	777	786	116	14.3
Cutlery and tools.....	71	3,734	3,585	3,978	3,606	3,611	3,412	3,181	3,136	3,172	3,251	3,293	3,410	842	21.2
Males.....		3,261	3,362	3,419	3,183	3,069	2,899	2,688	2,643	2,645	2,709	2,755	2,964	776	22.7
Females.....		473	523	559	423	542	513	493	493	527	542	538	546	136	24.3
Doors and shutters, iron and steel.....	9	619	605	590	571	588	604	595	617	647	684	667	669	113	16.5
Males.....		614	600	588	569	586	602	593	615	645	683	666	668	114	16.7
Females.....		5	5	2	2	2	2	2	2	2	1	1	1	4	(1)
Files.....	4	167	173	158	159	159	160	150	156	172	184	193	203	53	26.1
Males.....		157	161	147	148	149	149	140	145	161	173	182	190	50	26.3
Females.....		10	12	11	11	10	11	10	11	11	11	11	13	3	(1)
Forgings.....	35	5,461	5,564	5,408	5,188	5,002	4,613	4,181	4,205	4,366	4,608	4,622	4,707	1,383	24.9
Males.....		5,039	5,139	5,034	4,851	4,673	4,243	3,943	4,090	4,287	4,428	4,309	4,363	1,196	23.3
Females.....		422	425	374	337	329	370	238	231	276	321	313	344	194	45.6
Foundry and machine-shop products.....	1,104	84,009	87,216	89,068	85,941	83,029	78,776	75,202	73,101	73,140	72,595	72,669	75,257	16,399	18.4
Males.....		81,679	84,734	86,517	83,426	80,680	76,568	73,075	70,963	70,886	70,161	70,160	72,670	16,357	13.9
Females.....		2,330	2,482	2,551	2,515	2,349	2,208	2,127	2,138	2,254	2,434	2,509	2,587	460	17.8
Gas engines and tractors.....	21	2,214	2,513	2,667	2,799	2,843	2,547	2,165	2,227	2,294	1,945	2,005	2,160	898	31.6
Males.....		2,214	2,513	2,667	2,797	2,843	2,547	2,165	2,227	2,294	1,945	2,005	2,160	898	31.6
Females.....				2									2		(1)
Nails and spikes, cut, wrought, and wire.....	4	448	454	454	436	324	325	338	348	341	362	358	337	130	28.6
Males.....		410	419	417	398	293	297	306	317	305	327	322	301	126	30.1
Females.....		38	35	37	38	31	28	32	31	36	35	36	36	10	(1)
Pipe, wrought.....	3	272	260	274	253	255	198	184	175	179	197	185	186	99	36.1
Males.....		272	260	274	253	255	198	184	175	179	197	185	186	99	36.1
Pumps and windmills.....	29	2,757	2,943	2,981	2,933	2,876	2,847	2,748	2,682	2,695	2,701	2,759	2,818	299	10.0
Males.....		2,748	2,930	2,965	2,920	2,863	2,834	2,734	2,672	2,685	2,698	2,751	2,810	293	9.9
Females.....		9	13	16	13	13	13	14	10	10	3	8	8		(1)
Safes and vaults.....	11	2,411	2,403	2,420	2,460	2,467	2,377	2,351	2,315	2,369	2,386	2,411	2,503	188	7.5
Males.....		2,407	2,399	2,416	2,456	2,464	2,374	2,348	2,312	2,366	2,383	2,408	2,500	188	7.5
Females.....		4	4	4	4	3	3	3	3	3	3	3	3	1	(1)
Saws.....	5	124	124	121	73	75	76	77	78	77	80	83	83	51	(1)
Males.....		124	124	121	73	75	76	77	78	77	80	83	83	51	(1)

Scales and balances.....	3	496	451	445	418	412	431	437	429	433	448	469	476	84	16.9
Males.....		484	437	429	407	402	421	425	417	420	435	456	463	82	16.9
Females.....		12	14	16	11	10	10	12	12	13	13	13	13	6	(1)
Screws, machine and wood.....	6	546	653	643	597	511	468	368	460	481	481	479	520	285	43.6
Males.....		338	400	388	367	326	309	270	293	310	313	312	343	130	32.5
Females.....		208	253	255	230	185	159	98	167	171	168	167	177	157	61.6
Springs, coil.....	17	261	279	285	272	257	249	225	241	252	253	270	276	60	21.1
Males.....		244	258	260	249	233	229	207	220	231	230	245	252	53	20.4
Females.....		17	21	25	23	24	20	18	21	21	23	25	24	8	(1)
Springs, steel, car and carriage.....	7	310	333	334	391	363	275	266	249	257	266	275	296	142	36.3
Males.....		267	280	328	338	315	248	238	223	226	229	239	263	115	34.0
Females.....		43	53	56	53	48	27	28	26	31	37	36	43	30	(1)
Steel works and rolling mills.....	64	84,801	84,114	84,151	80,949	71,136	55,597	60,089	65,716	67,440	69,041	67,142	75,566	29,204	34.4
Males.....		84,421	83,731	83,767	80,568	70,772	55,238	59,738	65,357	67,095	68,670	66,750	75,194	29,183	34.6
Females.....		380	383	384	381	364	359	351	359	345	371	392	372	47	12.2
Stoves and furnaces.....	87	9,408	10,117	10,340	10,016	9,484	8,960	8,418	8,637	9,385	9,985	9,384	9,833	1,922	18.6
Males.....		9,108	9,798	10,017	9,717	9,233	8,686	8,171	8,424	9,156	9,706	9,119	9,584	1,846	18.4
Females.....		300	319	323	299	251	274	247	213	229	279	265	249	110	34.1
Tin plate and terneplate.....	9	5,747	5,649	5,068	5,552	4,682	2,385	2,980	2,503	2,624	2,956	2,760	3,676	3,362	58.5
Males.....		5,448	5,361	4,754	5,217	4,387	2,226	2,864	2,418	2,523	2,835	2,667	3,589	3,222	59.1
Females.....		299	288	314	335	295	159	116	85	101	121	87	87	250	74.6
Wire.....	11	7,913	7,965	7,879	7,614	6,760	5,880	6,123	6,916	6,599	7,356	7,012	6,914	2,085	26.2
Males.....		7,765	7,822	7,731	7,472	6,625	5,750	5,991	6,785	6,469	7,223	6,877	6,780	2,072	26.5
Females.....		148	143	148	142	135	130	132	131	130	133	135	134	18	12.2
Wirework, wire rope, and cable.....	31	648	655	641	691	694	693	615	620	622	626	641	628	79	11.4
Males.....		575	569	552	601	609	616	542	543	536	527	556	545	89	14.4
Females.....		73	86	89	90	85	77	73	77	86	99	85	83	26	(1)
Iron and steel and their products, n. o. c.....	10	3,527	3,815	3,600	3,276	3,051	2,841	2,495	2,177	2,093	2,283	2,258	2,463	1,722	45.1
Males.....		3,473	3,751	3,538	3,225	3,007	2,804	2,459	2,142	2,540	2,243	2,217	2,412	1,697	45.2
Females.....		54	64	62	51	44	37	36	35	39	40	41	51	29	(1)
Leather and leather products.....	138	15,508	15,889	15,832	14,840	14,189	14,145	14,797	15,217	15,242	15,176	14,968	14,716	1,744	11.0
Males.....		9,477	9,519	9,552	8,880	8,492	8,467	8,760	8,960	9,106	9,102	9,052	8,934	1,085	11.4
Females.....		6,031	6,370	6,280	5,960	5,697	5,678	6,037	6,257	6,136	6,074	5,916	5,782	692	10.9
Boots, shoes, cut stock, and findings.....	58	12,780	13,166	13,088	12,154	11,692	11,759	12,497	12,881	12,308	12,648	12,452	12,165	1,474	11.2
Males.....		7,158	7,223	6,618	6,468	6,385	6,468	6,798	6,986	7,045	6,948	6,811	6,811	838	11.6
Females.....		5,622	5,946	5,865	5,536	5,307	5,291	5,699	5,895	5,763	5,663	5,506	5,354	655	11.0
Gloves and mittens, leather.....	3	196	203	201	195	182	171	165	166	182	182	180	176	88	18.7
Males.....		66	65	65	62	59	55	55	52	53	55	57	53	14	(1)
Females.....		130	138	136	133	123	116	110	114	114	127	123	123	28	20.3
Leather, tanned, curried, and finished.....	22	1,664	1,656	1,682	1,649	1,521	1,414	1,412	1,442	1,513	1,576	1,533	1,525	270	16.1
Males.....		1,612	1,600	1,626	1,586	1,462	1,359	1,348	1,375	1,447	1,499	1,463	1,456	278	17.1
Females.....		52	56	56	63	59	55	64	67	66	77	70	69	25	(1)
Saddlery and harness.....	14	216	212	208	205	192	186	175	176	169	178	177	178	47	21.8
Males.....		211	207	208	200	188	182	172	173	166	171	174	174	45	21.3
Females.....		5	5	5	5	4	4	3	3	3	3	3	4	2	(1)
Trunks and valises.....	17	251	251	257	253	249	265	254	224	231	226	246	274	60	18.3
Males.....		215	218	224	225	215	224	220	198	203	199	217	236	38	16.1
Females.....		36	33	33	33	34	41	34	26	28	27	29	38	15	(1)
Leather and leather products, n. o. c.....	24	401	401	396	379	353	350	294	328	354	370	380	398	107	26.7
Males.....		215	209	211	189	183	179	167	176	192	193	195	204	48	22.3
Females.....		186	192	185	190	170	171	127	152	162	177	185	194	67	34.5

¹ Not computed owing to small number represented.

TABLE A.—Fluctuation in employment in industries other than mining and quarrying in Ohio, 1914 to 1929, by occupation group, industry, and sex—Continued

1924: WAGE EARNERS—Continued

Industry and sex	Number of establishments reporting	Number employed on the 15th of each month												Variation from maximum	
		January	February	March	April	May	June	July	August	September	October	November	December	Number	Per cent
Manufactures—Continued.															
Liquors and beverages.....	140	1,733	1,754	1,839	1,978	2,090	2,204	2,453	2,431	2,184	1,973	1,818	1,726	727	29.6
Males.....		1,680	1,723	1,787	1,927	2,050	2,146	2,375	2,367	2,126	1,917	1,778	1,668	707	29.8
Females.....		53	31	52	51	40	58	78	64	58	56	40	58	47	(¹)
Mineral waters and beverages.....	136	1,601	1,615	1,696	1,818	1,947	2,045	2,296	2,268	2,023	1,810	1,673	1,580	716	31.2
Males.....		1,558	1,592	1,656	1,792	1,916	2,010	2,238	2,227	1,962	1,765	1,642	1,531	707	31.4
Females.....		43	23	40	26	31	35	58	41	41	45	31	49	35	(¹)
Liquors and beverages, n. o. c.....	4	132	139	143	160	143	159	157	163	161	163	145	146	31	19.0
Males.....		122	131	131	135	134	136	137	140	144	152	136	137	30	19.7
Females.....		10	8	12	25	9	23	20	23	17	11	9	9	17	(¹)
Lumber and its products.....	1,130	24,482	25,388	25,851	26,268	25,681	25,238	24,308	24,592	25,019	25,570	25,734	25,549	1,960	7.5
Males.....		22,992	23,777	24,279	24,682	24,176	23,732	22,823	23,119	23,534	24,065	24,185	24,034	1,859	7.5
Females.....		1,490	1,611	1,572	1,586	1,505	1,506	1,485	1,473	1,485	1,505	1,549	1,515	138	8.6
Baskets, wood, rattan, willow.....	20	336	402	388	423	440	508	465	424	358	326	321	326	187	36.8
Males.....		209	228	227	242	265	285	265	246	212	197	194	194	91	31.9
Females.....		127	174	161	181	175	223	200	178	146	129	127	132	96	43.0
Boxes, cigar.....	18	301	308	310	310	302	308	308	372	376	404	403	381	103	25.5
Males.....		116	120	114	115	107	110	111	125	126	134	133	129	27	20.2
Females.....		185	188	196	195	195	198	197	247	250	270	270	252	85	31.5
Boxes and packing crates.....	40	1,201	1,245	1,266	1,287	1,259	1,279	1,146	1,156	1,117	1,126	1,175	1,195	170	13.2
Males.....		1,120	1,159	1,186	1,207	1,178	1,197	1,066	1,077	1,050	1,061	1,103	1,123	157	13.0
Females.....		81	86	80	80	81	82	80	79	67	65	72	70	21	(¹)
Coffins and undertakers' goods.....	13	822	798	765	716	703	717	691	680	680	713	725	803	142	17.3
Males.....		663	646	612	670	563	586	561	557	553	584	581	670	117	17.5
Females.....		159	152	153	146	140	131	130	123	127	129	144	133	36	22.6
Cooperage and related goods.....	85	1,291	1,396	1,431	1,458	1,380	1,293	1,305	1,355	1,363	1,408	1,391	1,383	167	11.5
Males.....		1,290	1,395	1,429	1,455	1,376	1,288	1,296	1,348	1,359	1,399	1,381	1,373	167	11.5
Females.....		1	1	2	3	4	5	9	7	4	9	10	10	9	(¹)
Furniture.....	161	6,192	6,552	6,653	6,592	6,331	6,047	5,709	6,058	6,315	6,578	6,742	6,784	1,075	15.8
Males.....		5,882	6,208	6,297	6,225	5,984	5,733	5,402	5,765	5,975	6,240	6,386	6,408	1,006	15.7
Females.....		310	344	356	367	347	314	307	293	340	338	356	376	83	22.1
Furniture, wicker and reed.....	4	169	190	200	217	206	220	213	212	205	261	229	248	92	35.3
Males.....		162	183	192	209	198	212	206	205	198	250	222	240	88	35.2
Females.....		7	7	8	8	8	8	7	7	7	11	7	8	4	(¹)
Lasts.....	8	388	440	446	426	413	384	415	445	450	427	494	411	66	14.7
Males.....		357	401	408	386	372	350	377	403	407	392	396	377	58	14.2
Females.....		31	39	38	40	41	34	38	42	43	35	38	34	12	(¹)

Looking-glass and picture frames.....	9	278	300	289	293	276	266	261	277	278	264	293	296	39	13.0
Males.....		257	275	265	268	253	245	240	257	257	262	270	273	5	12.7
Females.....		21	25	24	25	23	21	21	20	21	22	23	23	35	(1)
Matches.....	5	1,824	1,764	1,807	1,881	1,749	1,777	1,677	1,729	1,727	1,731	1,745	1,655	226	12.0
Males.....		1,362	1,274	1,353	1,427	1,338	1,356	1,262	1,339	1,343	1,332	1,338	1,278	165	11.6
Females.....		462	490	454	454	411	421	415	390	384	399	407	377	113	23.1
Saw-mill and planing-mill products.....	707	10,087	10,297	10,622	10,996	11,033	10,937	10,711	10,544	10,781	10,938	10,923	10,649	946	8.6
Males.....		10,026	10,234	10,559	10,943	10,989	10,905	10,669	10,497	10,719	10,875	10,866	10,589	963	8.8
Females.....		61	63	63	53	44	32	42	47	62	63	57	60	31	(1)
Show cases.....	9	277	265	284	271	278	276	258	255	260	278	276	281	29	10.2
Males.....		270	253	276	263	270	266	245	244	251	269	267	270	32	11.6
Females.....		7	12	8	8	8	10	13	11	9	9	9	11	6	(1)
Wood bending, turning, and carving.....	42	894	927	917	884	822	749	676	644	637	695	685	744	290	31.3
Males.....		858	899	890	860	796	724	652	617	614	671	658	717	285	31.7
Females.....		36	28	27	24	26	25	24	27	23	24	27	27	13	(1)
Wood preserving.....	5	323	419	397	440	408	399	387	334	331	310	309	317	131	29.8
Males.....		322	418	396	439	407	398	386	333	330	309	308	316	131	29.8
Females.....		1	1	1	1	1	1	1	1	1	1	1	1	1	(1)
Lumber and its products, n. o. c.....	4	99	85	76	74	81	78	86	107	141	91	83	76	67	(1)
Males.....		98	84	75	73	80	77	85	106	140	90	82	75	67	(1)
Females.....		1	1	1	1	1	1	1	1	1	1	1	1	1	(1)
Metals and metal products, other than iron and steel.....	471	31,853	32,934	34,100	32,858	30,949	29,411	27,834	28,062	28,851	29,421	29,657	30,018	6,266	18.4
Males.....		26,127	26,970	28,058	26,762	25,056	23,856	22,470	22,758	23,368	23,760	23,915	24,244	5,588	19.9
Females.....		5,726	5,964	6,042	6,096	5,893	5,555	5,364	5,304	5,483	5,661	5,742	5,774	792	13.0
Brass, bronze, and aluminum products.....	134	7,041	7,749	7,710	7,098	6,539	5,998	5,501	5,427	5,609	5,774	5,884	6,342	2,322	30.0
Males.....		6,514	7,189	7,176	6,424	6,102	5,617	5,170	5,071	5,237	5,408	5,518	5,930	2,118	29.5
Females.....		527	560	534	474	437	381	331	356	372	366	366	412	229	40.9
Caskets, metal.....	3	446	439	425	395	407	418	388	437	422	464	449	463	76	16.4
Males.....		374	370	353	334	336	345	325	372	345	375	368	378	53	14.0
Females.....		72	69	72	61	71	73	63	65	77	89	81	85	23	(1)
Clocks, watches, and materials.....	9	890	894	907	900	906	923	894	900	908	922	908	893	33	3.6
Males.....		660	661	667	665	671	688	665	667	675	688	681	668	28	4.1
Females.....		230	233	240	235	235	235	229	233	233	234	227	225	15	6.3
Copper, tin, and sheet-iron products, including stamped and enameled ware.....	175	14,405	14,502	15,624	14,993	13,991	13,452	12,542	12,707	13,093	13,301	13,294	13,113	3,082	19.7
Males.....		12,472	12,479	13,531	12,804	11,864	11,488	10,642	10,905	11,254	11,366	11,322	11,161	2,889	21.4
Females.....		1,933	2,023	2,093	2,189	2,127	1,964	1,900	1,802	1,839	1,935	1,972	1,952	387	17.7
Electroplating.....	14	100	104	106	114	118	114	118	115	119	116	133	124	33	24.8
Males.....		99	101	104	113	111	115	111	113	117	114	131	122	32	24.4
Females.....		1	3	2	3	3	3	2	2	2	2	2	2	1	(1)
Galvanizing.....	8	198	211	213	233	202	140	120	143	151	160	119	160	114	48.9
Males.....		192	203	204	224	197	133	115	136	147	155	113	151	111	49.6
Females.....		6	8	9	9	5	7	5	7	4	5	6	9	3	(1)
Furniture and office fixtures, metal.....	12	2,178	2,216	2,217	2,271	2,127	2,013	1,984	1,999	2,024	2,105	2,150	2,172	287	12.6
Males.....		1,963	2,000	1,997	2,043	1,923	1,830	1,810	1,829	1,833	1,905	1,956	1,981	233	11.4
Females.....		215	216	220	228	199	183	174	160	191	200	194	191	68	29.8
Gas and electric fixtures, lamps and reflectors.....	50	5,084	5,256	5,305	5,306	5,192	4,977	4,940	4,983	5,089	5,136	5,255	5,292	366	6.9
Males.....		2,603	2,580	2,615	2,564	2,451	2,451	2,492	2,452	2,552	2,537	2,599	2,607	202	7.6
Females.....		2,481	2,676	2,652	2,691	2,628	2,526	2,489	2,491	2,537	2,599	2,656	2,685	202	7.5

¹ Not computed owing to small number represented.

TABLE A.—Fluctuation in employment in industries other than mining and quarrying in Ohio, 1914 to 1929, by occupation group, industry, and sex—Continued

1924: WAGE EARNERS—Continued

Industry and sex	Number of establishments reporting	Number employed on the 15th of each month												Variation from maximum		
		January	February	March	April	May	June	July	August	September	October	November	December	Number	Per cent	
Manufactures—Continued.																
Metals and metal products—Continued.																
Jewelry, including reducing and refining.....	29	527	526	529	522	522	510	499	505	521	520	519	526	30	5.7	
Males.....		452	455	456	451	455	444	432	433	452	458	459	466	34	7.3	
Females.....		75	71	73	71	67	66	67	72	69	62	60	60	15	(1)	
Silverware and plated ware.....	13	372	398	389	369	351	353	351	356	369	361	361	348	50	12.6	
Males.....		356	380	371	347	331	333	332	332	342	334	335	322	58	15.3	
Females.....		16	18	18	22	20	20	19	24	27	27	26	26	11	(1)	
Smelting and refining, aluminum, brass, and copper.....	7	103	112	99	87	96	86	96	95	90	93	103	113	27	(1)	
Males.....		101	108	95	84	93	81	88	88	86	85	94	101	27	(1)	
Females.....		2	4	4	3	3	5	8	7	4	8	9	12	10	(1)	
Smelting and refining, not from the ore.....	4	156	161	164	169	125	87	53	52	57	66	75	92	117	(1)	
Males.....		156	161	164	169	125	87	53	52	57	66	75	92	117	(1)	
Metals and metal products, other than iron and steel, n. o. c.....	13	353	366	412	399	377	336	352	353	399	403	407	380	76	18.4	
Males.....		285	283	287	289	279	244	276	268	271	269	264	265	45	15.6	
Females.....		68	83	125	110	98	92	76	85	128	134	143	115	75	(1)	
Paper and printing.....	980	35,872	36,240	36,646	36,755	36,842	37,017	36,918	37,162	38,006	38,455	38,151	38,123	2,583	6.7	
Males.....		27,859	28,120	28,425	28,521	28,514	28,683	28,681	28,929	29,463	29,750	29,563	29,545	1,891	6.4	
Females.....		8,013	8,120	8,221	8,234	8,328	8,334	8,237	8,233	8,543	8,705	8,588	8,578	692	7.9	
Bags, paper.....	10	677	702	902	991	932	908	923	931	1,016	1,099	1,065	968	422	38.4	
Males.....		312	322	419	430	438	410	430	428	442	442	480	483	464	171	35.4
Females.....		365	380	483	561	494	498	493	503	574	619	582	504	254	41.0	
Boxes, fancy and paper; drinking cups.....	73	4,047	4,098	4,183	4,114	4,108	4,049	4,012	4,056	4,266	4,490	4,427	4,298	478	10.6	
Males.....		2,473	2,525	2,561	2,540	2,538	2,524	2,505	2,539	2,647	2,744	2,708	2,634	271	9.9	
Females.....		1,574	1,573	1,622	1,574	1,570	1,525	1,507	1,517	1,619	1,746	1,719	1,664	239	13.6	
Card cutting and designing.....	3	190	209	201	183	175	180	188	202	201	212	217	213	42	19.4	
Males.....		111	114	108	102	97	99	105	111	109	112	113	113	17	(1)	
Females.....		79	95	93	81	78	81	83	91	92	100	104	100	26	(1)	
Engraving and diesinking.....	10	207	219	223	226	225	224	225	212	226	194	210	218	52	14.2	
Males.....		111	111	111	112	111	111	108	106	110	109	115	119	13	10.5	
Females.....		96	108	112	114	114	113	117	106	116	85	95	99	32	27.3	
Envelopes.....	9	1,407	1,403	1,404	1,375	1,383	1,401	1,380	1,401	1,402	1,408	1,427	1,478	103	7.0	
Males.....		544	552	570	569	561	555	570	579	582	572	574	586	42	7.2	
Females.....		863	851	834	806	822	846	810	822	820	836	853	892	86	9.6	

PART 2.—GENERAL TABLE

Labels and tags.....	9	675	675	683	690	690	691	662	680	668	660	654	651	40	5.8
Males.....		531	531	534	532	535	535	526	536	528	522	519	517	19	3.5
Females.....		144	144	149	158	155	156	136	144	140	138	135	134	24	15.2
Paper, including stationery.....	63	7,821	7,922	8,023	8,065	8,068	8,086	8,068	8,178	8,447	8,563	8,330	8,280	742	8.7
Males.....		6,714	6,780	6,929	6,933	6,896	6,878	6,837	6,984	7,219	7,321	7,125	7,094	607	8.3
Females.....		1,107	1,142	1,094	1,132	1,192	1,208	1,201	1,194	1,228	1,242	1,205	1,186	148	11.9
Photo-engraving.....	26	500	500	496	495	496	489	475	468	474	474	473	454	46	9.2
Males.....		497	497	493	492	493	486	472	465	471	470	469	450	47	9.5
Females.....		3	3	3	3	3	3	3	3	3	4	4	4	1	(1)
Printing and publishing.....	723	19,127	19,259	19,270	19,344	19,475	19,757	19,744	19,784	19,969	20,031	20,033	20,269	1,142	5.6
Males.....		15,439	15,535	15,542	15,648	15,680	15,942	15,990	16,054	16,151	16,203	16,244	16,378	939	5.7
Females.....		3,688	3,724	3,728	3,696	3,795	3,815	3,754	3,730	3,818	3,828	3,789	3,891	203	5.2
Stereotyping and electrotyping.....	35	757	754	775	772	767	755	765	766	795	805	801	807	53	6.6
Males.....		730	735	753	750	746	735	738	745	771	783	777	778	53	6.8
Females.....		27	19	22	22	21	20	27	21	24	22	24	29	10	(1)
Paper and printing, n. o. c.....	19	464	499	486	500	503	477	506	484	542	519	514	487	78	14.4
Males.....		397	418	405	413	419	408	400	382	433	434	436	412	54	12.4
Females.....		67	81	81	87	84	69	106	102	109	85	78	75	42	(1)
Rubber products.....	120	45,370	46,719	47,441	47,142	45,375	42,531	42,966	46,578	51,345	51,032	49,672	50,310	8,814	17.2
Males.....		38,568	39,883	40,412	40,101	38,733	36,337	36,926	39,890	44,010	43,347	41,898	42,451	7,673	17.4
Females.....		6,802	6,836	7,029	7,041	6,642	6,194	6,040	6,688	7,335	7,685	7,774	7,859	1,819	23.1
Druggists' sundries and toys, rubber.....	42	3,979	4,128	4,295	4,416	4,048	3,516	3,468	3,653	3,765	3,960	4,056	4,126	948	21.5
Males.....		2,826	2,986	3,072	3,144	2,810	2,333	2,331	2,533	2,604	2,769	2,896	2,965	813	25.9
Females.....		1,153	1,142	1,223	1,272	1,238	1,183	1,137	1,120	1,161	1,191	1,160	1,161	152	11.9
Tires and tubes.....	63	40,620	41,747	42,292	41,847	40,499	38,262	38,735	42,081	46,738	46,105	44,719	45,300	8,476	18.1
Males.....		35,035	36,137	36,579	36,177	35,186	33,340	33,935	36,622	40,678	39,740	38,237	38,721	7,338	18.0
Females.....		5,585	5,610	5,713	5,670	5,313	4,922	4,800	5,459	6,060	6,365	6,482	6,579	1,779	27.0
Rubber products, n. o. c.....	15	771	844	854	879	828	753	763	844	842	967	897	884	214	22.1
Males.....		707	700	761	780	737	664	660	735	728	858	765	765	128	21.2
Females.....		64	84	93	99	91	89	103	109	114	129	132	119	68	(1)
Stone, clay, and glass products.....	711	40,810	42,620	44,026	44,122	44,610	43,990	40,415	42,517	42,808	43,473	43,070	42,373	4,196	9.4
Males.....		34,623	36,283	37,664	37,513	38,275	37,733	35,115	36,781	36,955	37,386	36,972	36,256	3,652	9.5
Females.....		6,187	6,337	6,362	6,309	6,335	6,197	5,300	5,736	5,853	6,087	6,098	6,117	1,062	16.7
Brick and tile, clay.....	167	5,463	5,508	5,940	6,372	6,794	6,825	6,687	6,678	6,484	6,473	6,274	6,064	1,362	20.0
Males.....		5,447	5,494	5,926	6,357	6,775	6,905	6,673	6,606	6,468	6,455	6,254	6,043	1,358	20.0
Females.....		16	14	14	15	19	20	14	18	16	18	20	21	4	(1)
Cement.....	8	794	933	1,020	904	1,009	1,064	1,107	1,101	1,085	1,099	1,070	911	313	28.3
Males.....		784	929	1,012	987	1,061	1,076	1,098	1,090	1,071	1,081	1,052	890	314	28.6
Females.....		10	9	8	8	8	8	8	11	14	18	18	12	11	(1)
Concrete products.....	128	785	798	911	1,047	1,158	1,157	1,122	1,142	1,100	1,126	1,021	912	373	32.2
Males.....		785	798	911	1,047	1,158	1,157	1,122	1,142	1,100	1,126	1,021	912	373	32.2
Glass.....	36	7,800	8,592	8,745	8,560	8,643	8,556	6,629	7,061	7,514	7,975	8,295	8,346	2,116	24.8
Males.....		6,597	7,356	7,469	7,264	7,356	7,289	5,764	6,217	6,540	6,857	7,150	7,133	1,705	22.2
Females.....		1,203	1,236	1,276	1,296	1,287	1,287	865	844	974	1,118	1,145	1,213	452	34.9
Glass cutting and ornamenting.....	22	259	266	280	277	272	272	288	301	316	316	339	342	83	24.3
Males.....		165	164	171	175	169	157	176	179	181	189	199	201	44	21.9
Females.....		94	102	109	102	103	115	116	109	120	127	140	141	47	33.3
Lime.....	5	253	297	321	338	354	322	340	339	370	340	320	266	117	31.6
Males.....		253	297	321	338	354	322	340	339	370	340	320	266	117	31.6

¹ Not computed owing to small number represented.

TABLE A.—Fluctuation in employment in industries other than mining and quarrying in Ohio, 1914 to 1929, by occupation group, industry, and sex—Continued

1924: WAGE EARNERS—Continued

Industry and sex	Number of establishments reporting	Number employed on the 15th of each month												Variation from maximum	
		January	February	March	April	May	June	July	August	September	October	November	December	Number	Per cent
Manufactures—Continued.															
Stone, clay, and glass products—Continued.															
Marble and stone work; stoneyards.....	80	1,013	1,063	1,035	1,044	1,050	1,005	957	939	966	957	975	981	124	11.7
Males.....		1,013	1,063	1,035	1,043	1,049	1,005	957	939	966	957	975	981	124	11.7
Females.....					1	1								1	
Mirrors.....	14	232	239	244	258	263	258	256	252	255	250	248	244	31	11.8
Males.....		215	222	225	241	244	240	239	234	239	236	235	231	29	11.9
Females.....		17	17	19	17	19	18	17	18	16	14	13	13	2	(1)
Pottery, terra-cotta and fire-clay products.....	183	22,369	22,972	23,501	23,062	22,907	22,378	20,980	22,642	22,679	22,836	22,599	22,609	2,521	10.7
Males.....		17,523	18,014	18,566	18,192	18,010	17,610	16,702	17,907	17,967	18,045	17,838	17,793	1,864	10.0
Females.....		4,846	4,958	4,935	4,870	4,897	4,768	4,278	4,735	4,712	4,791	4,761	4,716	680	13.7
Stone and clay, crushing and grinding.....	42	295	356	375	413	412	403	397	414	427	455	371	353	160	35.2
Males.....		295	356	375	413	412	403	397	414	427	455	371	353	160	35.2
Wall plaster, including hydrated lime.....	14	1,104	1,154	1,208	1,323	1,260	1,261	1,252	1,258	1,225	1,238	1,165	1,079	244	18.4
Males.....		1,104	1,154	1,208	1,323	1,260	1,261	1,252	1,258	1,225	1,238	1,165	1,079	244	18.4
Stone, clay, and glass products, n. o. c.....	12	443	437	446	434	428	409	396	403	402	399	393	366	80	17.9
Males.....		442	436	445	433	427	408	395	402	401	398	392	365	80	18.0
Females.....		1	1	1	1	1	1	1	1	1	1	1	1		
Textiles.....	687	41,063	42,289	42,534	42,225	40,718	39,004	37,999	38,746	39,945	40,220	39,278	38,768	4,535	10.7
Males.....		13,796	14,117	14,222	14,170	13,699	13,182	13,079	13,189	13,520	13,620	13,474	13,557	1,143	8.0
Females.....		27,267	28,172	28,312	28,055	27,019	25,822	24,920	25,557	26,425	26,600	25,804	25,211	3,392	12.0
Awnings, tents, and sails, including auto fabrics.....	38	1,406	1,519	1,534	1,627	1,737	1,596	1,486	1,329	1,195	1,245	1,306	1,311	542	31.2
Males.....		681	759	774	817	879	769	704	652	672	644	696	696	253	28.8
Females.....		725	760	760	810	858	829	782	677	569	573	662	615	289	33.7
Bags, other than paper.....	10	745	744	781	807	796	742	707	654	601	568	629	575	239	29.6
Males.....		287	276	287	297	284	257	254	242	222	216	207	203	94	31.6
Females.....		458	468	494	510	512	485	453	412	379	352	422	372	160	31.3
Buttonholes.....	6	96	98	94	98	97	100	86	106	115	113	114	111	29	(1)
Males.....		13	13	12	13	12	14	14	14	14	15	15	14	3	(1)
Females.....		83	85	82	85	85	86	72	92	101	98	99	97	29	(1)
Carpets and bags.....	13	77	76	83	108	129	117	94	91	95	85	89	80	53	(1)
Males.....		56	56	60	74	80	77	65	62	64	60	57	59	24	(1)
Females.....		21	20	23	34	49	40	29	29	31	25	32	21	29	(1)

PART 2.—GENERAL TABLE

Clothing, men's, including shirts and coat pads	184	13,372	13,710	13,928	13,743	13,460	12,882	12,213	12,638	13,070	13,167	12,826	12,656	1,715	12.3
Males		3,864	3,894	3,965	3,936	3,910	3,774	3,697	3,797	3,981	3,946	3,855	3,772	288	7.2
Females		9,508	9,816	9,963	9,807	9,550	9,108	8,516	8,841	9,139	9,221	8,971	8,884	1,427	14.4
Clothing, women's, including corsets	109	5,028	5,346	5,255	5,266	4,930	4,465	4,539	4,883	4,664	4,576	4,056	3,912	1,434	26.8
Males		1,310	1,397	1,353	1,347	1,256	1,163	1,275	1,340	1,251	1,235	1,110	1,131	287	20.5
Females		3,718	3,949	3,902	3,919	3,674	3,302	3,264	3,543	3,413	3,341	2,946	2,781	1,168	29.6
Cordage, twine, jute, and linen goods	8	937	971	952	952	620	613	659	613	596	628	730	741	375	38.6
Males		732	765	769	704	518	494	534	494	490	514	597	606	279	36.3
Females		205	206	183	155	117	126	125	119	106	114	133	135	100	48.5
Cotton goods and small wares	5	132	126	117	117	113	106	100	98	97	107	109	110	35	(1)
Males		31	29	28	29	26	27	26	25	25	29	29	31	6	(1)
Females		101	97	89	88	85	79	74	73	72	78	80	79	29	(1)
Custom tailoring, men's and women's	98	2,074	2,140	2,225	2,301	2,259	2,197	2,219	2,199	2,365	2,424	2,414	2,393	350	14.4
Males		811	835	878	910	900	882	852	862	913	931	919	916	120	12.9
Females		1,263	1,305	1,347	1,391	1,359	1,315	1,367	1,337	1,452	1,493	1,495	1,477	232	15.5
Dyeing and finishing textiles, including sponging	9	163	170	172	165	154	154	180	168	174	175	177	183	29	15.9
Males		135	142	144	141	133	141	158	141	149	148	147	154	25	15.8
Females		28	28	28	24	21	13	22	27	25	27	30	29	17	(1)
Flags, banners, and regalia	8	903	928	960	928	928	923	941	931	945	949	937	903	57	5.9
Males		367	381	390	359	362	359	354	357	375	376	375	372	36	9.2
Females		536	547	570	569	566	564	587	574	570	573	562	531	56	9.5
Furnishing goods, men's	14	286	301	286	295	298	288	260	287	304	319	331	347	87	25.1
Males		64	63	66	65	61	62	58	57	65	66	67	68	11	(1)
Females		222	238	220	230	232	226	202	230	239	253	264	279	77	27.6
Gloves, cloth	29	2,625	2,614	2,580	2,439	2,373	2,242	1,924	2,007	2,244	2,305	2,232	2,345	701	26.7
Males		342	349	345	328	322	293	288	290	318	303	299	304	61	17.5
Females		2,283	2,265	2,235	2,111	2,051	1,949	1,636	1,717	1,926	2,002	1,933	2,044	647	28.3
Hats and caps, other than felt, straw, or wool	26	485	501	507	490	481	462	494	482	507	505	482	479	45	8.9
Males		173	180	180	175	182	173	175	174	189	182	170	176	19	10.1
Females		312	321	327	315	299	289	319	308	318	323	312	303	38	11.6
Horse clothing	3	451	465	470	414	355	361	271	348	332	298	300	322	199	42.3
Males		201	200	189	174	159	156	164	150	148	131	134	143	70	34.8
Females		250	265	281	240	196	205	117	198	184	167	166	179	164	58.4
Hosiery and knit goods	34	4,053	4,200	4,355	4,534	4,223	4,125	4,088	4,021	4,440	4,302	3,974	3,769	671	15.1
Males		995	1,011	1,030	1,020	988	976	953	948	977	961	902	886	144	14.0
Females		3,058	3,189	3,325	3,514	3,235	3,149	3,135	3,073	3,463	3,341	3,072	2,883	580	16.7
Mattresses, pillows, and cotton felts	27	978	1,013	1,030	1,051	1,020	977	928	945	1,022	1,035	1,032	1,032	123	11.7
Males		757	765	766	791	764	719	686	685	744	751	764	770	106	13.4
Females		221	248	264	260	256	258	242	260	278	284	268	262	63	22.2
Millinery and lace goods, including artificial flowers and feathers	29	1,236	1,363	1,330	1,262	1,067	999	1,114	1,226	1,250	1,129	964	981	399	29.3
Males		258	286	277	277	280	277	267	298	227	242	242	246	71	23.8
Females		978	1,077	1,053	985	787	722	847	936	952	902	722	735	355	35.0
Oilcloth and linoleum	3	357	344	347	363	308	303	275	321	380	403	423	454	209	43.2
Males		337	324	331	353	293	288	280	304	362	385	404	463	208	43.8
Females		20	20	16	15	15	15	15	17	18	18	19	21	6	(1)

¹ Not computed owing to small number represented.

TABLE A.—Fluctuation in employment in industries other than mining and quarrying in Ohio, 1914 to 1929, by occupation group, industry, and sex—Continued

1924: WAGE EARNERS—Continued

Industry and sex	Number of establishments reporting	Number employed on the 15th of each month												Variation from maximum	
		January	February	March	April	May	June	July	August	September	October	November	December	Number	Per cent
Manufactures—Continued.															
Textiles—Continued.															
Silk and silk goods, including throwsters.....	6	1,325	1,342	1,356	1,376	1,355	1,307	1,387	1,443	1,496	1,565	1,639	1,672	365	21.8
Males.....		539	552	554	548	540	536	532	598	635	662	686	702	166	23.7
Females.....		786	790	802	828	815	771	805	851	861	903	953	970	199	20.5
Woolen, worsted, and wool-felt goods, including fur and felt hats.....	17	3,576	3,492	3,362	3,337	3,141	3,212	3,172	3,164	3,246	3,489	3,603	3,503	462	12.8
Males.....		1,398	1,371	1,350	1,340	1,265	1,271	1,261	1,253	1,269	1,334	1,369	1,361	145	10.4
Females.....		2,178	2,121	2,012	1,997	1,876	1,941	1,911	1,911	1,977	2,155	2,234	2,142	358	16.0
Textiles, n. o. c.....	11	778	826	810	840	864	824	812	786	807	833	861	856	86	9.9
Males.....		445	469	454	472	433	474	462	454	455	476	482	484	39	8.1
Females.....		333	357	356	368	381	350	350	332	352	357	379	372	49	12.9
Tobacco.....	191	13,589	13,327	13,395	12,484	12,320	12,165	12,147	12,226	12,329	12,608	12,758	12,658	1,442	10.6
Males.....		3,055	3,007	3,067	3,068	3,003	2,785	2,709	2,738	2,790	2,765	2,745	2,859	348	11.4
Females.....		10,534	10,320	10,338	9,416	9,317	9,380	9,438	9,488	9,539	9,843	10,013	9,799	1,217	11.6
Chewing and smoking tobacco and snuff.....	9	1,303	1,314	1,322	1,275	1,309	1,170	1,223	1,174	1,207	1,174	1,136	1,120	202	15.3
Males.....		598	600	609	592	589	563	573	574	574	574	580	571	46	7.6
Females.....		705	714	713	683	720	607	650	600	633	600	556	549	171	23.8
Cigars and cigarettes.....	120	10,350	10,218	10,304	9,347	8,971	9,279	9,323	9,500	9,602	9,938	10,094	9,853	1,388	13.4
Males.....		1,712	1,690	1,620	1,610	1,610	1,495	1,543	1,618	1,618	1,629	1,629	1,627	221	12.9
Females.....		8,647	8,528	8,588	7,727	7,361	7,731	7,828	7,957	7,984	8,320	8,465	8,226	1,266	14.9
Rehandlers.....	62	1,927	1,795	1,769	1,862	2,040	1,716	1,601	1,552	1,520	1,496	1,528	1,685	544	26.7
Males.....		745	717	732	826	804	641	621	598	573	536	661	290	35.1	
Females.....		1,182	1,078	1,037	1,036	1,236	1,074	981	922	923	962	1,024	314	25.4	
Vehicles.....	328	57,929	60,084	61,473	61,504	51,486	43,449	38,047	37,874	39,013	38,042	36,593	37,327	24,911	40.5
Males.....		55,320	57,237	58,614	58,656	49,164	41,499	36,175	35,970	36,845	36,391	34,344	35,025	24,312	41.5
Females.....		2,600	2,787	2,859	2,848	2,322	1,950	1,872	1,904	2,168	2,251	2,249	2,302	987	34.5
Airplanes and parts.....	4	401	377	379	375	382	369	358	406	451	501	624	624	266	42.6
Males.....		394	370	372	368	375	363	352	400	444	494	617	616	265	42.9
Females.....		7	7	7	7	7	7	6	6	7	7	7	8	2	(¹)
Automobiles and parts.....	195	49,873	51,816	53,382	52,895	43,020	35,590	30,605	30,544	31,655	31,622	29,836	30,302	23,546	44.1
Males.....		47,395	49,197	50,709	50,237	40,875	33,802	28,890	28,833	29,706	29,586	27,787	28,185	22,922	45.2
Females.....		2,478	2,619	2,673	2,658	2,145	1,788	1,715	1,711	1,949	2,036	2,049	2,117	962	36.0
Bicycles, motor cycles, and parts.....	7	657	740	739	749	703	677	492	592	641	676	679	654	257	34.3
Males.....		620	691	687	703	660	565	468	545	590	626	632	609	235	33.4
Female.....		37	49	52	46	43	42	24	47	61	50	47	45	37	(¹)

Carrriages and sleds, children's.....	6	1,215	1,519	1,634	1,676	1,432	1,395	1,368	1,521	1,599	1,765	1,700	1,497	550	31.2
Males.....		1,155	1,432	1,533	1,565	1,331	1,306	1,265	1,405	1,474	1,635	1,582	1,394	430	29.4
Females.....		60	87	101	111	101	89	103	116	125	130	118	103	70	(1)
Carrriages, wagons, and materials.....	86	1,626	1,706	1,765	1,853	1,844	1,631	1,552	1,434	1,440	1,443	1,518	1,548	449	23.8
Males.....		1,602	1,684	1,742	1,800	1,821	1,609	1,531	1,413	1,417	1,418	1,495	1,522	447	24.0
Females.....		24	22	23	23	23	22	21	21	23	25	23	26	5	(1)
Cars, steam and street railroad, not including operation of railroad companies.....	16	2,788	2,576	2,231	2,855	3,406	3,386	3,272	3,070	2,948	2,364	1,688	1,987	1,718	50.0
Males.....		2,785	2,573	2,278	2,852	3,403	3,383	3,269	3,067	2,945	2,361	1,685	1,984	1,718	50.5
Females.....		3	3	3	3	3	3	3	3	3	3	3	3		
Ship and boat building.....	12	1,311	1,294	1,235	1,015	645	419	351	267	233	223	499	663	1,088	83.0
Males.....		1,311	1,294	1,235	1,015	645	419	351	267	233	223	499	663	1,088	83.0
Females.....															
Vehicles, n. o. c.....	2	58	56	58	56	54	52	49	40	46	48	49	52	18	(1)
Males.....		58	56	58	56	54	52	49	40	46	48	49	52	18	(1)
Females.....															
Miscellaneous manufactures.....	798	44,636	45,965	46,407	46,558	44,415	43,232	41,671	41,526	42,489	43,872	44,127	44,221	5,032	10.8
Males.....		35,757	36,725	37,201	37,039	35,625	34,501	33,712	33,654	34,348	35,022	34,967	35,042	3,547	9.5
Females.....		8,879	9,240	9,206	9,519	8,790	8,431	7,959	7,872	8,141	8,850	9,160	9,179	1,647	17.3
Agricultural implements.....	33	3,684	3,765	3,802	3,710	3,541	3,075	2,890	2,912	3,159	3,343	3,507	3,533	912	24.0
Males.....		3,646	3,724	3,758	3,671	3,502	3,039	2,856	2,886	3,127	3,307	3,478	3,452	902	24.0
Females.....		38	41	44	39	39	36	34	26	32	36	29	41	18	(1)
Brooms and mops.....	27	347	354	364	362	344	338	286	338	366	366	369	371	85	22.9
Males.....		295	303	311	311	289	285	252	287	314	316	319	319	67	21.0
Females.....		52	51	53	51	55	53	34	51	52	50	50	52	21	(1)
Brushes.....	17	594	589	584	579	513	479	421	423	468	487	472	471	173	29.1
Males.....		490	479	476	439	402	380	327	322	350	357	351	355	168	34.3
Females.....		104	110	108	140	111	99	94	101	118	130	121	116	46	(1)
Coke.....	7	1,749	1,805	1,763	1,818	1,704	1,422	1,458	1,458	1,543	1,558	1,514	1,568	396	21.8
Males.....		1,749	1,805	1,763	1,818	1,704	1,422	1,458	1,458	1,543	1,558	1,514	1,568	396	21.8
Females.....															
Dairymen's, poulterers', and apiarists' sup- plies.....	5	456	421	411	403	373	354	346	365	370	396	418	421	110	24.1
Males.....		432	392	377	365	344	329	329	345	349	370	395	398	103	23.8
Females.....		24	29	34	38	29	25	17	20	21	26	23	21	21	(1)
Dentists' supplies.....	14	483	513	520	528	524	521	499	488	523	563	590	593	110	18.6
Males.....		316	326	345	344	341	348	330	333	340	349	357	359	43	12.0
Females.....		167	187	184	184	183	173	169	155	183	214	233	234	79	33.8
Electrical machinery, apparatus, and supplies.....	168	20,177	20,840	20,939	20,748	18,642	17,954	16,752	16,759	17,802	19,006	19,657	20,183	4,187	20.0
Males.....		15,843	16,324	16,552	16,270	14,898	14,481	13,652	13,570	14,349	15,014	15,241	15,533	2,982	18.0
Females.....		4,334	4,516	4,387	4,478	3,744	3,473	3,100	3,189	3,453	3,992	4,416	4,650	1,560	33.3
Enameling and japanning.....	13	429	401	459	506	466	470	420	391	410	429	426	422	115	22.7
Males.....		329	306	368	383	358	368	323	291	318	334	335	333	102	26.0
Females.....		100	95	91	113	108	102	92	100	92	95	91	89	24	(1)
Fire extinguishers, chemical.....	6	353	364	360	385	398	398	403	398	363	354	349	353	54	13.4
Males.....		340	351	351	364	377	377	380	377	341	334	326	331	54	14.2
Females.....		13	13	18	21	21	21	23	21	22	22	23	22	10	(1)
Fireworks.....	3	92	101	103	101	96	104	51	78	75	73	82	53		(1)
Males.....		38	41	41	40	45	54	27	34	34	35	36	27		(1)
Females.....		54	60	62	61	51	50	24	44	41	38	46	38		(1)

1 Not computed owing to small number represented.

TABLE A.—*Fluctuation in employment in industries other than mining and quarrying in Ohio, 1914 to 1929, by occupation group, industry, and sex—Continued.*

1924: WAGE EARNERS—Continued

Industry and sex	Number of establishments reporting	Number employed on the 15th of each month												Variation from maximum	
		January	February	March	April	May	June	July	August	September	October	November	December	Number	Per cent
Manufactures—Continued.															
<i>Miscellaneous manufactures—Continued.</i>															
Foundry supplies.....	9	193	191	206	209	193	187	185	165	166	176	169	174	44	21.1
Males.....		189	187	201	203	190	184	182	162	163	173	166	171	41	20.2
Females.....		4	4	5	6	3	3	3	3	3	3	3	3	3	(1)
Fur goods.....	11	93	97	84	87	82	85	95	109	125	145	150	138	68	(1)
Males.....		55	59	53	55	52	54	59	66	71	83	87	90	35	(1)
Females.....		38	38	31	32	30	31	36	43	54	62	63	58	33	(1)
Hand stamps, stencils, and brands.....	16	246	255	257	258	236	221	214	217	226	234	232	249	44	17.1
Males.....		162	169	169	168	162	149	140	138	146	153	154	174	36	20.7
Females.....		84	86	88	90	74	72	74	79	80	81	78	75	18	(1)
Ice, manufactured.....	121	1,445	1,482	1,583	1,858	2,295	2,962	3,452	3,398	2,796	2,144	1,715	1,404	2,048	59.3
Males.....		1,438	1,476	1,577	1,850	2,285	2,953	3,443	3,389	2,788	2,136	1,708	1,397	2,046	59.4
Females.....		7	6	6	8	10	9	9	9	8	8	7	7	4	(1)
Instruments, professional and scientific.....	14	277	276	273	279	278	277	273	262	258	270	276	273	21	7.5
Males.....		246	246	243	244	243	242	238	229	226	237	241	240	20	8.1
Females.....		31	30	30	35	35	35	35	33	32	33	35	33	5	(1)
Models and patterns, other than paper.....	72	747	771	781	775	751	672	654	622	624	655	628	716	159	20.4
Males.....		745	769	779	773	749	670	652	620	622	653	626	714	159	20.4
Females.....		2	2	2	2	2	2	2	2	2	2	2	2		
Musical instruments and materials, other than pianos and organs.....	15	1,024	1,044	1,003	921	973	945	956	748	814	1,021	946	815	296	28.4
Males.....		723	761	759	694	727	691	707	588	625	766	725	639	178	23.2
Females.....		301	283	244	227	246	254	249	160	189	255	221	176	141	46.8
Optical goods.....	38	474	471	449	442	438	445	421	423	422	429	442	450	53	11.2
Males.....		414	414	394	386	386	395	381	384	383	386	396	398	33	8.0
Females.....		60	57	55	56	52	50	40	39	39	43	46	52	21	(1)
Paving materials.....	5	246	256	259	278	307	297	285	295	298	327	369	301	123	33.3
Males.....		179	166	168	173	184	191	180	187	187	198	200	181	34	17.0
Females.....		67	90	91	105	123	106	105	108	111	129	169	120	102	60.4
Photographic apparatus and materials.....	6	86	89	87	87	89	90	96	94	97	103	112	109	26	(1)
Males.....		43	47	45	41	46	44	43	46	45	51	57	55	16	(1)
Females.....		43	42	42	46	43	46	53	48	52	52	55	54	13	(1)
Pianos, organs, and materials.....	16	1,811	1,835	1,819	1,718	1,686	1,630	1,562	1,717	1,773	1,826	1,856	1,875	313	16.7
Males.....		1,598	1,623	1,608	1,526	1,501	1,451	1,398	1,542	1,591	1,645	1,677	1,693	300	17.7
Females.....		213	212	211	192	185	179	169	175	182	181	179	182	44	20.7

PART 2.—GENERAL TABLE

Roofing and materials.....	6	937	954	953	914	946	913	909	929	931	932	970	969	61	6.3
Males.....		916	936	936	896	926	893	890	909	910	911	950	949	60	6.3
Females.....		21	18	17	18	20	20	19	20	21	21	20	20	4	(1)
Signs and advertising novelties.....	51	2,138	2,162	2,191	2,304	2,264	2,304	2,130	2,163	2,128	2,109	2,150	2,163	195	8.5
Males.....		1,551	1,592	1,602	1,649	1,647	1,643	1,498	1,552	1,545	1,521	1,560	1,568	151	9.2
Females.....		587	570	589	655	617	661	632	616	583	588	590	595	91	13.8
Soda-water apparatus.....	4	216	216	245	277	286	274	256	252	245	258	256	285	70	24.5
Males.....		216	216	245	277	286	274	256	252	245	258	256	285	70	24.5
Females.....															
Sporting and athletic goods.....	8	1,175	1,199	1,231	1,211	1,217	1,124	1,166	1,062	1,018	1,029	1,080	1,067	213	17.3
Males.....		782	772	775	752	742	696	681	676	694	717	723	723	106	13.6
Females.....		393	427	456	459	475	428	448	381	342	335	363	344	140	20.5
Surgical appliances and artificial limbs.....	7	150	151	151	150	147	143	139	143	140	140	139	141	12	7.9
Males.....		72	73	73	71	74	70	69	72	70	69	68	69	6	(1)
Females.....		78	78	78	79	73	73	70	71	70	71	71	72	9	(1)
Toys and games.....	31	2,775	2,941	3,077	3,213	3,229	3,267	3,249	3,183	3,147	3,165	2,970	2,833	492	15.1
Males.....		1,236	1,335	1,378	1,426	1,411	1,413	1,372	1,369	1,372	1,364	1,325	1,293	190	13.3
Females.....		1,539	1,606	1,699	1,787	1,818	1,854	1,877	1,814	1,775	1,771	1,645	1,540	338	18.0
Umbrellas and canes.....	5	197	218	226	227	206	202	203	193	208	208	218	215	34	15.0
Males.....		79	80	82	81	76	77	73	73	82	85	85	79	12	(1)
Females.....		118	138	144	146	130	125	130	120	126	137	133	136	28	19.2
Washing machines and clothes wringers.....	18	521	599	615	612	561	563	511	488	494	520	508	510	127	20.7
Males.....		516	596	612	608	557	557	507	494	489	515	503	503	128	20.9
Females.....		5	3	3	4	4	6	4	4	5	5	5	7	4	(1)
Window shades and fixtures.....	6	174	190	174	175	192	184	155	151	167	186	190	182	41	21.4
Males.....		134	136	125	127	134	128	120	117	123	134	137	135	20	14.6
Females.....		40	54	49	48	58	56	35	34	44	52	53	47	24	(1)
Miscellaneous manufactures, n. o. c.....	46	1,347	1,415	1,420	1,423	1,408	1,332	1,234	1,297	1,333	1,404	1,373	1,375	189	13.3
Males.....		985	1,021	1,035	1,024	987	943	852	891	924	986	977	992	183	17.7
Females.....		362	394	385	399	421	389	382	406	409	418	396	383	69	14.0
Service.....	4,233	59,582	60,341	61,206	63,607	64,545	65,244	63,934	63,527	64,329	63,702	62,509	61,496	5,662	8.7
Males.....		35,102	35,677	36,362	38,046	38,727	39,120	38,320	38,299	38,803	38,015	37,060	36,264	4,018	10.3
Females.....		24,480	24,664	24,844	25,561	25,818	26,124	25,614	25,228	25,526	25,687	25,449	25,222	1,644	6.3
Advertising.....	57	676	729	761	805	804	803	743	745	708	729	693	705	129	16.0
Males.....		545	574	600	657	642	633	596	586	533	538	531	531	126	19.2
Females.....		131	155	161	148	162	170	147	159	175	186	155	174	55	29.6
Banks.....	579	1,303	1,388	1,472	1,503	1,549	1,465	1,486	1,466	1,476	1,478	1,466	1,475	246	15.9
Males.....		938	998	1,064	1,087	1,089	1,041	1,077	1,069	1,084	1,084	1,069	1,083	151	13.9
Females.....		365	390	408	416	460	424	409	397	396	394	397	392	95	20.7
Barbers.....	57	370	381	383	383	410	406	401	391	394	417	447	438	88	19.2
Males.....		241	243	244	248	251	245	241	246	251	257	261	261	20	7.7
Females.....		129	138	137	135	159	161	160	145	143	160	186	197	68	34.5
Bowling alleys and parks.....	116	667	724	768	1,292	1,686	1,946	2,159	2,398	2,279	1,247	868	746	1,731	72.2
Males.....		647	703	744	1,220	1,495	1,618	1,760	2,009	1,984	1,202	833	718	1,362	67.8
Females.....		20	21	24	72	191	328	399	389	295	45	35	28	379	95.0
Garages.....	1,062	9,167	9,445	9,445	9,748	9,855	9,771	9,598	9,593	9,644	9,302	8,893	8,777	1,078	10.9
Males.....		9,110	9,098	9,395	9,714	9,824	9,743	9,576	9,570	9,607	9,257	8,871	8,756	1,069	10.9
Females.....		57	53	50	34	31	28	22	23	37	45	22	22	35	(1)

¹ Not computed owing to small number represented.

TABLE A.—Fluctuation in employment in industries other than mining and quarrying in Ohio, 1914 to 1929, by occupation group, industry, and sex—Continued

1924: WAGE EARNERS—Continued

Industry and sex	Number of establishments reporting	Number employed on the 15th of each month												Variation from maximum	
		January	February	March	April	May	June	July	August	September	October	November	December	Number	Per cent
Service—Continued.															
Hospitals.....	125	5,411	5,491	5,482	5,517	5,553	5,688	5,833	5,817	5,808	5,784	5,738	5,700	422	7.2
Males.....		1,287	1,320	1,311	1,313	1,348	1,376	1,415	1,410	1,400	1,378	1,372	1,352	128	9.0
Females.....		4,124	4,171	4,171	4,204	4,205	4,312	4,418	4,407	4,408	4,406	4,366	4,348	294	6.7
Hotels.....	390	10,845	11,114	11,174	11,638	11,903	12,846	12,661	12,489	11,803	11,718	11,398	11,105	2,001	15.6
Males.....		6,049	6,304	6,285	6,603	6,787	7,268	7,176	7,079	6,752	6,721	6,520	6,319	1,219	16.8
Females.....		4,796	4,810	4,889	5,035	5,116	5,578	5,485	5,410	5,051	4,997	4,878	4,786	792	14.2
Laundries and dry cleaners.....	344	9,258	9,353	9,622	10,113	10,065	9,804	9,873	9,627	9,789	9,760	9,677	9,657	855	8.5
Males.....		3,422	3,464	3,626	3,866	3,876	3,794	3,770	3,685	3,806	3,773	3,721	3,681	454	11.7
Females.....		5,836	5,889	5,996	6,247	6,189	6,010	6,103	5,942	5,983	5,987	5,956	5,976	411	6.6
Office buildings, including window cleaning.....	286	3,989	4,041	4,032	4,181	4,162	4,321	4,370	4,280	4,294	4,333	4,330	4,362	381	8.7
Males.....		2,386	2,415	2,465	2,472	2,434	2,567	2,585	2,555	2,585	2,627	2,638	2,678	292	10.9
Females.....		1,603	1,626	1,567	1,709	1,728	1,754	1,785	1,725	1,709	1,706	1,692	1,684	218	12.2
Photographers.....	23	170	176	171	192	198	198	204	209	196	179	176	179	39	18.7
Males.....		113	118	113	126	125	123	127	128	119	111	108	111	20	15.6
Females.....		57	58	58	66	73	75	77	81	77	68	69	68	29	(1)
Professional.....	43	137	150	145	138	189	203	202	187	186	185	177	136	67	33.0
Males.....		130	142	139	129	180	194	194	179	177	180	168	128	66	34.0
Females.....		7	8	6	9	9	9	8	8	9	5	9	8	3	(1)
Restaurants.....	615	8,516	8,506	8,600	8,664	8,797	9,011	8,963	8,913	8,998	9,036	9,018	8,872	530	5.9
Males.....		4,215	4,226	4,286	4,263	4,304	4,589	4,512	4,479	4,469	4,474	4,466	4,446	374	8.1
Females.....		4,301	4,280	4,314	4,401	4,493	4,422	4,451	4,434	4,529	4,562	4,552	4,426	252	6.2
Schools and colleges.....	94	3,605	3,606	3,610	3,637	3,632	3,385	2,186	2,077	3,174	3,696	3,690	3,647	1,619	43.8
Males.....		2,091	2,080	2,079	2,103	2,106	2,000	1,424	1,374	1,965	2,139	2,141	2,108	767	35.8
Females.....		1,514	1,526	1,531	1,534	1,526	1,385	762	703	1,209	1,557	1,549	1,539	854	54.8
Social agencies.....	70	692	720	712	720	703	692	651	628	651	666	702	706	82	12.8
Males.....		296	321	312	307	296	274	246	234	245	254	273	292	87	27.1
Females.....		396	399	400	413	407	418	405	394	406	412	429	414	30	7.1
Theaters.....	207	3,712	3,732	3,727	3,680	3,474	3,172	3,034	3,174	3,461	3,767	3,798	3,753	764	20.1
Males.....		2,636	2,661	2,662	2,610	2,413	2,191	2,116	2,228	2,420	2,685	2,710	2,679	584	21.9
Females.....		1,076	1,071	1,065	1,070	1,061	981	918	946	1,041	1,082	1,088	1,074	170	15.6
Undertakers.....	57	235	236	235	240	241	242	241	239	234	234	239	243	9	3.7
Males.....		224	225	226	231	232	233	232	230	225	224	230	234	10	4.3
Females.....		11	11	9	9	9	9	9	9	9	9	9	9	2	(1)
Service, n. o. c.....	108	829	848	869	1,186	1,324	1,291	1,329	1,294	1,224	1,168	1,198	947	500	37.6
Males.....		772	790	811	1,097	1,265	1,281	1,273	1,238	1,177	1,105	1,136	888	501	39.4
Females.....		57	58	58	89	59	60	56	56	57	63	62	59	7	(1)

Trade, wholesale and retail.....	7,989	54,221	54,320	54,669	55,618	55,919	55,806	55,505	55,202	56,225	57,488	57,997	59,783	5,562	9.3
Males.....		44,567	44,791	44,898	45,508	45,971	46,035	46,062	46,043	46,532	47,176	47,377	48,299	3,732	7.7
Females.....		9,654	9,529	9,776	10,115	9,948	9,771	9,463	9,249	9,693	10,312	10,620	11,484	2,235	19.5
Offices.....	982	3,956	3,975	3,985	4,009	4,001	4,121	4,192	4,203	4,195	4,170	4,245	4,185	289	6.8
Males.....		3,740	3,724	3,726	3,753	3,756	3,855	3,943	3,963	3,915	3,916	3,945	3,950	239	6.0
Females.....		216	251	259	256	245	266	249	240	280	254	300	235	84	28.0
Retail delivery, milk, ice, and water.....	92	1,255	1,360	1,283	1,391	1,444	1,511	1,586	1,574	1,558	1,550	1,490	1,462	331	20.9
Males.....		1,249	1,355	1,279	1,387	1,440	1,506	1,582	1,570	1,554	1,544	1,485	1,457	335	21.0
Females.....		6	6	4	4	4	5	4	4	4	6	5	5	2	(1)
Stores, retail and wholesale.....	5,666	41,058	40,794	41,319	42,217	42,288	42,033	41,628	41,245	41,925	42,971	43,653	45,686	4,892	10.7
Males.....		32,135	32,075	32,349	32,804	33,128	33,097	32,961	32,758	33,080	33,569	33,965	35,076	3,001	8.6
Females.....		8,923	8,719	8,970	9,413	9,160	8,936	8,667	8,487	8,845	9,402	9,688	10,610	2,123	20.0
Yards, lumber, coal, and scrap.....	949	7,952	8,191	8,082	8,001	8,186	8,141	8,099	8,270	8,547	8,797	8,609	8,450	845	9.6
Males.....		7,443	7,637	7,539	7,559	7,647	7,577	7,566	7,752	7,983	8,147	7,982	7,816	704	8.6
Females.....		509	554	543	442	539	564	533	518	564	650	627	634	206	32.0
Transportation and public utilities.....	1,271	56,069	56,966	57,450	59,158	60,589	61,807	62,277	61,427	60,326	59,300	58,452	57,415	5,608	9.0
Males.....		44,743	44,801	45,211	46,897	48,358	49,470	49,928	49,186	48,478	47,590	46,724	45,505	5,185	10.4
Females.....		11,926	12,165	12,239	12,261	12,231	12,337	12,349	12,241	11,848	11,710	11,728	11,910	639	5.2
Drayage and storage, including livery stables and teaming.....	465	4,584	4,777	4,937	5,050	5,136	5,070	4,817	4,871	5,018	5,109	5,090	4,916	552	10.7
Males.....		4,532	4,724	4,884	4,993	5,081	5,018	4,767	4,818	4,965	5,058	5,040	4,870	549	10.8
Females.....		52	53	53	57	55	52	50	53	53	51	50	46	11	(1)
Electric light and power.....	123	7,329	7,361	7,405	7,428	7,665	7,990	8,219	8,055	7,965	8,000	8,081	7,889	890	10.8
Males.....		7,310	7,340	7,384	7,410	7,648	7,972	8,195	8,030	7,946	7,980	8,062	7,870	885	10.8
Females.....		19	21	21	18	17	18	24	25	19	20	19	19	8	(1)
Electric railroads.....	54	16,373	15,911	16,549	17,209	17,557	17,490	17,646	17,227	16,829	16,511	16,051	15,684	1,962	11.1
Males.....		16,247	15,784	16,421	17,081	17,430	17,364	17,522	17,106	16,709	16,395	15,938	15,571	1,951	11.1
Females.....		126	127	128	128	127	126	124	121	120	116	113	113	15	11.7
Gas, illuminating and heating.....	6	170	179	146	87	77	52	59	49	60	68	89	119	130	(1)
Males.....		170	179	146	87	77	52	59	49	60	68	89	119	130	(1)
Females.....															
Natural gas.....	64	3,638	3,488	3,343	4,000	4,288	4,782	5,173	5,168	5,026	4,533	4,356	4,230	1,830	35.4
Males.....		3,601	3,452	3,306	3,961	4,248	4,746	5,136	5,131	4,985	4,492	4,315	4,189	1,830	35.6
Females.....		37	36	37	39	40	36	37	37	41	41	41	41	5	(1)
Pipe lines (petroleum).....	12	1,292	1,428	1,427	1,626	1,750	1,963	1,793	1,727	1,475	1,426	1,263	1,189	794	40.4
Males.....		1,292	1,428	1,427	1,626	1,750	1,963	1,793	1,727	1,475	1,426	1,263	1,189	794	40.4
Females.....															
Steam railroads.....	8	435	458	436	411	362	339	347	355	395	406	421	415	119	26.0
Males.....		435	458	436	411	362	339	347	355	395	406	421	415	119	26.0
Females.....															
Stockyards.....	25	257	238	222	255	237	248	250	252	254	262	257	245	40	15.3
Males.....		257	238	222	255	237	248	250	252	254	262	257	245	40	15.3
Females.....															
Taxicab service.....	80	1,755	1,969	1,934	1,865	1,884	1,991	1,953	1,919	1,989	1,933	1,981	2,053	298	14.5
Males.....		1,718	1,930	1,894	1,822	1,846	1,955	1,922	1,888	1,960	1,905	1,954	2,026	308	15.2
Females.....		37	39	40	43	38	36	31	31	29	28	27	27	16	(1)
Telegraph and telephone, including messenger service.....	390	19,387	19,686	19,573	19,674	19,871	20,111	20,336	20,125	19,694	19,334	19,216	19,351	1,120	5.5
Males.....		7,734	7,799	7,615	7,699	7,917	8,042	8,253	8,151	7,880	7,739	7,687	7,739	638	7.7
Females.....		11,653	11,887	11,958	11,975	11,954	12,069	12,083	11,974	11,816	11,477	11,664	629	5.2	

¹ Not computed owing to small number represented.

TABLE A.—Fluctuation in employment in industries other than mining and quarrying in Ohio, 1914 to 1929, by occupation group, industry, and sex—Continued

1924: WAGE EARNERS—Continued

Industry and sex	Number of establishments reporting	Number employed on the 15th of each month												Variation from maximum		
		January	February	March	April	May	June	July	August	September	October	November	December	Number	Per cent	
Transportation and public utilities—Contd.																
Transportation by water, including stevedoring	22	1,288	1,322	1,317	1,376	1,575	1,570	1,492	1,471	1,417	1,417	1,516	1,455	1,156	423	26.8
Males		1,286	1,320	1,315	1,375	1,575	1,579	1,492	1,471	1,417	1,417	1,516	1,454	1,156	423	26.8
Females		2	2	2	1								1		1	(1)
Waterworks	20	154	142	154	170	180	185	185	202	197	196	186	182	182	60	29.7
Males		154	142	154	170	180	185	185	202	197	196	186	182	182	60	29.7
Transportation and public utilities, n. o. c.	2	7	7	7	7	7	7	7	6	7	6	6	6	6	1	(1)
Males		7	7	7	7	7	7	7	6	7	6	6	6	6	1	(1)

1924: BOOKKEEPERS, STENOGRAPHERS, AND OFFICE CLERKS

ALL INDUSTRIES	30,439	132,263	132,726	133,194	133,934	133,320	132,966	133,639	133,479	133,435	132,991	133,091	133,781	1,671	1.2
Males		67,089	67,367	67,464	67,810	67,459	67,282	67,784	67,798	67,556	67,292	67,218	67,354	721	1.1
Females		65,174	65,359	65,730	66,124	65,861	65,684	65,855	65,681	65,879	65,699	65,873	66,427	1,253	1.9
Agriculture	732	241	255	299	327	315	283	257	250	251	260	256	256	86	26.3
Males		68	66	68	69	67	66	64	65	65	70	70	71	7	(1)
Females		173	189	231	258	248	217	193	185	186	190	186	185	85	32.9
Florists, fruit growers, and nurserymen	207	207	222	263	291	278	248	221	213	215	224	220	218	84	28.9
Males		55	54	55	56	54	54	52	52	52	56	56	56	4	(1)
Females		152	168	208	235	224	194	169	161	163	168	164	162	83	35.3
Agriculture, n. o. c.	525	34	33	36	36	37	35	36	37	36	36	36	38	5	(1)
Males		13	12	13	13	13	12	12	13	13	14	14	15	3	(1)
Females		21	21	23	23	24	23	24	24	23	22	22	23	3	(1)
Construction	7,364	3,932	3,970	3,987	4,010	4,013	4,054	4,077	4,096	4,097	4,129	4,003	3,992	197	4.8
Males		2,195	2,223	2,226	2,234	2,222	2,252	2,259	2,287	2,284	2,300	2,194	2,189	111	4.8
Females		1,737	1,747	1,761	1,776	1,796	1,802	1,818	1,809	1,813	1,829	1,809	1,803	92	5.0
Brick, stone, and cement work	733	170	172	176	174	167	166	164	168	165	171	166	172	12	6.8
Males		105	107	111	109	104	102	100	104	99	105	102	105	12	10.8
Females		65	65	65	65	63	64	64	64	66	66	64	67	4	(1)

Electrical contracting.....	294	571	580	568	563	547	525	506	513	514	518	522	533	74	12.8
Males.....		289	294	279	274	263	243	230	235	237	240	241	246	64	21.8
Females.....		282	286	289	289	284	282	276	278	277	278	281	287	13	4.5
Erecting or installing machinery.....	113	98	102	105	105	105	107	108	112	112	113	113	112	15	13.3
Males.....		52	53	57	56	56	59	60	61	62	63	63	62	11	(1)
Females.....		46	49	48	49	49	48	48	51	50	50	50	50	5	(1)
General contracting, including wrecking.....	2,771	1,286	1,318	1,314	1,324	1,333	1,358	1,380	1,396	1,388	1,401	1,308	1,303	115	8.2
Males.....		778	800	794	802	804	826	838	854	844	862	771	773	91	10.6
Females.....		508	518	520	522	529	532	542	544	539	539	532	530	36	6.6
Oil, gas, and water, drilling or producing.....	589	323	316	319	315	317	331	333	330	330	328	320	321	18	5.4
Males.....		249	243	245	245	245	262	261	259	261	248	249	251	19	7.3
Females.....		74	73	74	70	70	69	72	71	69	80	71	70	11	(1)
Painting and decorating.....	688	147	147	150	156	156	154	158	158	159	160	160	155	13	8.1
Males.....		53	52	53	56	56	56	57	56	58	59	59	57	7	(1)
Females.....		94	95	97	100	100	98	101	102	101	101	101	98	7	6.9
Plumbing and steam fitting.....	523	480	471	472	473	474	482	480	484	486	487	488	491	20	4.1
Males.....		193	190	193	191	189	193	195	197	201	200	201	200	12	6.0
Females.....		287	281	279	282	285	289	285	287	285	287	287	291	12	4.1
Sand and gravel excavating.....	117	57	57	65	70	71	72	71	71	72	70	68	66	15	(1)
Males.....		35	35	41	43	44	46	44	44	44	42	41	40	9	(1)
Females.....		22	22	24	27	27	26	27	27	28	28	27	26	6	(1)
Sheet-metal work and roofing.....	353	323	329	330	334	331	328	338	330	330	338	338	335	15	4.4
Males.....		160	164	161	167	163	162	167	161	158	162	162	161	7	4.2
Females.....		163	165	169	167	168	166	171	169	172	176	176	174	13	7.4
Street, road, and sewer contracting.....	906	376	376	384	392	412	427	435	437	442	423	422	402	66	14.9
Males.....		234	238	244	244	246	256	258	268	272	272	259	247	38	14.0
Females.....		142	138	140	148	166	171	177	164	165	170	164	155	39	22.0
Ventilating and heating.....	69	73	72	73	73	71	70	71	69	70	68	70	69	5	(1)
Males.....		37	35	36	35	36	33	36	35	35	35	35	35	4	(1)
Females.....		36	37	37	38	35	37	35	34	35	33	35	34	5	(1)
Construction, n. o. c.....	208	28	30	31	31	34	34	33	33	34	33	32	33	6	(1)
Males.....		10	12	12	12	14	14	13	13	13	12	11	12	4	(1)
Females.....		18	18	19	19	20	20	20	20	21	21	21	21	3	(1)
Manufactures.....	9,125	65,964	66,279	66,365	66,653	66,105	65,585	65,941	65,813	65,695	65,621	65,769	65,743	1,068	1.6
Males.....		37,855	37,992	37,963	38,247	37,882	37,507	37,802	37,683	37,607	37,452	37,429	37,478	818	2.1
Females.....		28,129	28,287	28,382	28,406	28,223	28,078	28,139	28,130	28,088	28,169	28,340	28,265	328	1.2
Chemicals and allied products.....	392	4,315	4,387	4,448	4,472	4,446	4,420	4,388	4,394	4,306	4,332	4,382	4,468	166	3.7
Males.....		2,106	2,150	2,151	2,174	2,180	2,175	2,196	2,184	2,170	2,191	2,193	2,187	87	4.0
Females.....		2,209	2,237	2,297	2,298	2,266	2,242	2,213	2,198	2,122	2,162	2,191	2,275	176	7.7
Blacking, cleansing, and polishing prepara- tions.....	18	87	88	90	90	89	89	88	87	87	87	87	87	3	(1)
Males.....		21	22	22	22	21	21	21	21	21	21	21	21	1	(1)
Females.....		66	66	68	68	67	68	67	66	66	66	66	66	2	(1)
Chemicals, acids, and wood distillation.....	63	608	608	610	613	617	632	628	632	633	633	634	632	26	4.1
Males.....		392	396	398	401	403	411	413	416	419	420	423	421	31	7.3
Females.....		216	212	212	212	214	221	215	214	214	213	211	211	5	2.3
Fertilizers, tankage.....	33	100	104	107	107	104	101	102	107	110	104	101	101	10	9.1
Males.....		65	67	69	69	67	64	65	67	69	66	64	64	5	(1)
Females.....		35	37	38	38	37	37	37	40	41	38	37	37	6	(1)

¹ Not computed owing to small number represented.

TABLE A.—Fluctuation in employment in industries other than mining and quarrying in Ohio, 1914 to 1929, by occupation group, industry and sex—Continued

1924: BOOKKEEPERS, STENOGRAPHERS, AND OFFICE CLERKS—Continued

Industry and sex	Number of establishments reporting	Number employed on the 15th of each month												Variation from maximum	
		January	February	March	April	May	June	July	August	September	October	November	December	Number	Per cent
Manufactures—Continued.															
Chemicals and allied products—Continued.															
Ink, printing and writing.....	16	114	116	114	113	112	109	97	104	108	109	109	109	19	16.4
Males.....		49	50	49	49	49	49	42	42	45	49	49	50	8	(1)
Females.....		65	66	65	64	63	60	55	62	63	60	60	59	11	(1)
Oil, linseed, lubricating, and cottonseed, and oil cake.....	15	108	112	109	110	109	112	106	103	105	106	108	107	9	8.0
Males.....		41	43	42	42	43	43	37	35	38	38	40	40	8	(1)
Females.....		67	69	67	68	67	69	69	68	67	68	68	67	2	(1)
Paint and varnish.....	91	1,460	1,505	1,576	1,592	1,572	1,533	1,521	1,505	1,428	1,456	1,494	1,570	164	10.3
Males.....		588	626	625	637	637	633	642	644	636	628	640	643	56	8.7
Females.....		872	879	951	955	935	900	879	861	792	828	844	927	163	17.1
Patent medicines and drug compounds, including drug grinding.....	54	368	379	368	357	339	346	335	332	334	341	350	351	47	12.4
Males.....		106	102	103	103	102	101	96	98	98	99	100	100	10	9.4
Females.....		262	277	265	254	237	245	239	234	236	242	250	251	43	15.5
Petroleum refining.....	29	476	490	479	482	492	493	496	511	495	497	496	492	35	6.8
Males.....		331	333	335	337	343	344	347	365	353	354	354	351	34	9.3
Females.....		145	147	144	145	149	149	149	146	142	143	142	141	8	5.4
Salt.....	6	59	59	58	58	58	58	58	58	58	58	59	59	1	(1)
Males.....		35	35	35	35	35	35	35	35	35	35	36	36	1	(1)
Females.....		24	24	23	23	23	23	23	23	23	23	23	23	1	(1)
Soap, candles, grease, and tallow.....	45	871	870	869	880	881	875	884	881	876	865	881	886	21	2.4
Males.....		441	439	436	442	443	439	440	436	434	423	423	431	20	4.5
Females.....		430	431	433	438	438	436	444	445	442	442	453	455	25	5.5
Chemicals and allied products, n. o. c.....	22	64	66	68	70	73	72	73	74	72	72	73	74	10	(1)
Males.....		37	37	37	37	37	38	37	37	36	37	36	36	2	(1)
Females.....		27	29	31	33	36	34	36	37	36	39	37	38	12	(1)
Food and kindred products.....	1,366	3,254	3,254	3,239	3,243	3,263	3,283	3,350	3,350	3,308	3,356	3,316	3,281	117	3.5
Males.....		1,369	1,366	1,360	1,368	1,369	1,359	1,395	1,395	1,370	1,411	1,392	1,383	52	3.7
Females.....		1,885	1,888	1,879	1,875	1,894	1,924	1,955	1,955	1,938	1,945	1,924	1,898	80	4.1
Bakery products.....	421	461	466	463	456	460	453	455	455	456	453	455	452	14	3.0
Males.....		146	146	147	142	143	140	142	143	142	140	141	142	7	4.8
Females.....		315	320	316	314	317	313	313	314	314	313	314	310	10	3.1
Canning and preserving.....	85	81	84	84	87	93	93	97	99	107	107	95	93	26	(1)
Males.....		32	33	32	34	35	35	36	38	42	42	38	39	10	(1)
Females.....		49	51	52	53	58	58	61	61	65	65	57	54	16	(1)

Coffee, spices, and peanuts, roasting and grinding.....	33	218	219	222	224	222	220	226	224	223	224	224	225	8	3.5
Males.....		70	71	74	78	77	74	77	76	76	77	77	76	8	(1) 3.3
Females.....		148	148	148	146	145	146	149	148	147	147	148	150	5	7.9
Confectionery.....	111	240	237	238	239	233	237	236	237	245	252	253	249	20	(1) 8.9
Males.....		62	62	61	61	56	59	60	59	62	63	61	60	7	7.3
Females.....		178	175	177	178	177	178	176	178	183	189	192	189	17	(1) 11.1
Cordials, syrups, and flavoring extracts.....	26	165	167	166	167	172	177	178	176	175	178	178	177	13	11.1
Males.....		69	70	68	69	71	72	73	72	71	72	72	69	5	9.1
Females.....		96	97	98	98	101	105	105	104	104	106	106	108	12	7.3
Dairy products and ice cream.....	256	976	976	965	972	986	994	1,033	1,030	988	961	939	947	94	10.9
Males.....		373	376	373	379	384	387	381	380	365	360	356	366	28	3.3
Females.....		603	600	592	593	602	627	652	650	623	601	583	581	71	3.7
Flour-mill and grist-mill products.....	244	381	383	383	382	381	384	389	390	388	385	394	389	13	4.4
Males.....		181	182	182	182	184	186	186	184	183	182	188	187	7	(1) 3.3
Females.....		200	201	201	200	197	198	203	206	205	203	206	202	9	4.4
Food preparations.....	20	98	98	99	100	100	101	98	101	98	100	100	100	3	(1) 3.3
Males.....		51	51	51	52	51	52	52	54	50	52	53	53	3	(1) 4.8
Females.....		47	47	48	48	49	46	47	47	48	48	47	47	3	5.2
Slaughtering and meat packing.....	152	538	536	532	530	532	541	557	554	545	545	545	547	27	(1) 4.0
Males.....		334	332	330	329	327	334	349	349	338	337	333	340	22	4.5
Females.....		204	204	202	201	205	207	208	205	207	212	212	207	11	(1) 2.9
Food and kindred products, n. o. c.....	18	96	88	87	86	84	83	81	82	83	147	133	102	66	(1) 4.2
Males.....		51	43	42	42	41	40	39	40	41	86	74	52	47	4.0
Females.....		45	45	45	44	43	43	42	42	42	61	59	50	19	(1) 4.5
Iron and steel and their products.....	1,673	23,130	23,255	23,271	23,498	23,225	22,891	23,064	22,859	22,758	22,551	22,519	22,686	979	(1) 4.0
Males.....		15,566	15,634	15,599	15,775	15,553	15,287	15,524	15,409	15,354	15,176	15,143	15,259	632	4.5
Females.....		7,564	7,621	7,672	7,723	7,672	7,604	7,540	7,450	7,404	7,375	7,376	7,427	348	(1) 3.6
Blast-furnace products.....	27	413	414	416	416	407	401	403	411	411	411	409	408	15	(1) 3.7
Males.....		39	373	375	376	370	365	366	375	375	375	373	371	11	5
Females.....		36	41	41	40	37	36	37	36	36	36	36	37	5	(1) 2.5
Boilers and tanks.....	45	348	352	354	350	350	348	351	350	347	349	347	345	9	3.6
Males.....		215	220	221	219	219	217	221	223	221	221	217	216	8	5.3
Females.....		133	132	133	131	131	131	130	127	126	128	130	129	7	3.8
Bolts, nuts, washers, and rivets.....	28	334	336	336	342	341	333	330	329	340	338	338	333	13	3.4
Males.....		173	173	169	174	174	175	172	170	173	172	174	174	6	6.0
Females.....		161	163	167	168	167	158	158	159	167	166	164	159	10	4.4
Calculating machines.....	22	1,470	1,473	1,420	1,415	1,412	1,408	1,464	1,442	1,410	1,414	1,410	1,425	65	3.6
Males.....		739	745	720	723	725	718	726	724	724	724	724	724	32	6.2
Females.....		731	728	700	692	687	690	729	702	686	688	686	688	45	3.6
Cutlery and tools.....	71	329	329	338	330	328	327	322	322	327	330	328	326	12	11.8
Males.....		148	149	153	144	139	141	135	141	136	138	138	137	18	6.3
Females.....		181	180	185	186	189	186	187	191	191	192	190	189	12	4.2
Doors and shutters, iron and steel.....	9	139	136	136	139	137	138	141	137	138	140	141	142	6	(1) 3.3
Males.....		94	92	93	94	93	91	92	93	93	94	94	94	3	(1) 4.8
Females.....		45	44	43	45	44	47	49	45	45	46	47	48	6	2.3
Forgings.....	35	340	340	342	344	345	345	345	341	339	337	339	341	8	3.7
Males.....		210	210	209	210	211	213	214	211	207	206	207	210	8	3.0
Females.....		130	130	133	134	134	132	131	130	132	131	132	131	4	

¹ Not computed owing to small number represented.

TABLE A.—Fluctuation in employment in industries other than mining and quarrying in Ohio, 1914 to 1929, by occupation group, industry, and sex—Continued

1924: BOOKKEEPERS, STENOGRAPHERS, AND OFFICE CLERKS—Continued

Industry and sex	Number of establishments reporting	Number employed on the 15th of each month												Variation from maximum	
		January	February	March	April	May	June	July	August	September	October	November	December	Number	Per cent
Manufactures—Continued.															
Iron and steel and their products—Continued.															
Foundry and machine-shop products.....	1, 104	10, 043	10, 066	11, 076	11, 146	11, 091	11, 008	11, 087	10, 923	10, 845	10, 626	10, 630	10, 668	520	4.7
Males.....		7, 283	7, 253	7, 321	7, 341	7, 299	7, 221	7, 365	7, 250	7, 207	7, 080	7, 043	7, 047	158	2.1
Females.....		3, 680	3, 713	3, 755	3, 805	3, 792	3, 787	3, 722	3, 673	3, 638	3, 596	3, 587	3, 621	218	5.7
Gas engines and tractors.....	21	297	315	327	334	342	349	347	344	346	345	335	331	52	14.9
Males.....		214	227	233	240	247	251	252	251	256	253	239	237	42	16.4
Females.....		83	88	94	94	95	98	95	93	90	92	96	94	15	(1)
Pumps and windmills.....	29	368	370	372	375	373	378	385	382	380	378	373	373	17	4.4
Males.....		254	257	254	255	255	259	260	259	256	255	252	253	8	3.1
Females.....		114	113	118	120	118	119	125	123	124	123	121	120	11	8.9
Safes and vaults.....	11	365	371	376	377	377	365	363	366	365	368	365	382	19	5.0
Males.....		202	204	209	209	210	204	205	205	202	203	203	210	8	3.8
Females.....		163	167	167	168	167	161	158	161	163	165	162	172	14	8.1
Scales and balances.....	3	201	202	196	218	220	221	222	223	219	218	223	223	27	12.1
Males.....		102	102	100	116	115	115	115	116	115	115	118	117	18	15.3
Females.....		99	100	96	102	105	106	107	107	104	103	105	106	11	10.3
Steel works and rolling mills.....	64	5, 144	5, 215	5, 139	5, 314	5, 135	4, 959	4, 993	5, 001	4, 985	5, 000	5, 006	5, 110	355	6.7
Males.....		4, 134	4, 185	4, 099	4, 260	4, 105	3, 958	3, 992	4, 000	3, 998	4, 007	4, 003	4, 097	302	7.1
Females.....		1, 010	1, 030	1, 040	1, 054	1, 030	1, 001	1, 001	1, 001	990	993	1, 003	1, 013	64	6.1
Stoves and furnaces.....	87	1, 152	1, 141	1, 157	1, 137	1, 123	1, 100	1, 050	1, 037	1, 055	1, 057	1, 057	1, 062	120	10.4
Males.....		577	576	585	577	568	556	542	536	543	538	538	533	53	9.1
Females.....		575	565	572	560	555	544	508	501	512	519	525	529	74	12.9
Tin plate and terneplate.....	9	154	154	153	154	154	154	146	135	134	134	125	126	29	18.8
Males.....		125	125	124	125	124	119	118	111	110	109	103	103	22	17.6
Females.....		29	29	29	29	30	30	28	24	24	25	22	23	8	(1)
Wire.....	11	411	408	407	401	396	388	443	441	451	453	447	452	65	14.3
Males.....		296	295	293	288	283	276	334	330	337	339	334	337	63	18.6
Females.....		115	113	114	113	113	112	109	111	114	114	113	115	6	5.2
Wirework, wire rope, and cable.....	31	153	160	156	156	155	146	144	143	145	146	146	143	17	10.6
Males.....		57	56	51	52	51	49	48	47	48	49	50	49	10	(1)
Females.....		96	104	105	104	104	97	96	97	97	97	96	94	11	10.5
Iron and steel and their products, n. o. c.....	66	569	573	570	550	539	528	528	522	518	507	500	496	77	13.4
Males.....		389	392	390	372	365	359	358	352	353	346	339	337	55	14.0
Females.....		180	181	180	178	174	169	170	170	165	161	161	159	22	12.2

Leather and its finished products.....	138	980	981	978	976	969	977	960	974	980	997	994	987	28	2.8
Males.....		327	328	330	327	324	318	319	324	326	326	328	326	12	3.6
Females.....		653	653	648	649	645	659	661	650	654	671	666	661	26	3.9
Boots, shoes, cut stock, and findings.....	58	779	783	781	780	775	786	792	788	785	804	800	787	25	3.1
Males.....		225	228	230	227	227	228	228	231	231	231	231	227	6	2.6
Females.....		554	555	551	553	548	558	564	552	554	575	569	560	25	4.4
Leather, tanned, curried, and finished.....	22	61	61	62	61	60	61	60	60	61	60	60	61	2	(1)
Males.....		30	30	30	30	29	28	29	29	29	29	29	30	2	(1)
Females.....		31	31	32	31	31	33	32	31	32	31	31	31	2	(1)
Saddlery and harness.....	14	60	58	57	59	55	51	51	51	53	51	50	52	10	(1)
Males.....		41	39	39	39	36	31	32	32	33	32	32	33	10	(1)
Females.....		19	19	18	20	19	20	19	19	20	19	18	19	2	(1)
Leather and its finished products, n. o. c.....	44	80	79	78	76	79	79	77	80	81	82	84	87	11	(1)
Males.....		31	31	31	31	32	31	31	32	33	34	36	36	5	(1)
Females.....		49	48	47	45	47	48	46	48	48	48	48	51	6	(1)
Liquors and beverages.....	140	268	265	263	274	283	288	293	292	284	280	279	276	30	(1)
Males.....		170	168	168	173	175	179	178	175	172	169	169	168	11	(1)
Females.....		98	97	95	101	108	109	115	117	112	111	110	108	20	(1)
Mineral waters and beverages.....	136	245	243	243	255	265	270	273	272	264	258	258	255	101	(1)
Males.....		164	162	162	167	169	174	172	169	166	163	162	161	13	(1)
Females.....		81	81	81	88	96	96	101	103	98	95	96	94	22	(1)
Liquors and beverages, n. o. c.....	4	23	22	20	19	18	18	20	20	20	22	21	21	5	(1)
Males.....		6	6	6	6	6	6	6	6	6	6	7	7	2	(1)
Females.....		17	16	14	13	12	13	14	14	14	16	14	14	5	(1)
Lumber and its products.....	1,130	1,992	1,998	2,000	1,994	2,016	2,027	2,040	2,038	2,080	2,043	2,062	2,062	70	(1)
Males.....		1,137	1,138	1,142	1,146	1,158	1,159	1,161	1,156	1,157	1,166	1,170	1,177	40	(1)
Females.....		855	860	858	848	858	868	879	882	873	877	882	885	37	(1)
Coffins and undertakers' goods.....	13	81	81	81	79	77	78	79	77	77	76	76	76	5	(1)
Males.....		39	39	39	38	36	37	37	37	37	36	36	36	3	(1)
Females.....		42	42	42	41	41	41	42	40	40	40	40	40	2	(1)
Cooperage and related goods.....	85	85	85	86	86	86	82	88	89	88	88	87	87	4	(1)
Males.....		28	28	28	28	28	26	30	30	30	30	30	30	4	(1)
Females.....		57	57	58	58	58	56	58	59	58	58	57	57	3	(1)
Furniture.....	161	396	396	391	380	384	396	398	398	401	398	397	403	23	(1)
Males.....		192	191	189	188	189	193	194	196	197	198	196	201	13	(1)
Females.....		204	205	202	192	195	203	204	202	204	200	201	202	13	(1)
Matches.....	5	51	50	51	51	52	52	54	55	51	52	52	54	5	(1)
Males.....		25	25	26	26	27	26	26	26	26	26	26	27	2	(1)
Females.....		26	25	25	25	25	26	28	29	25	26	26	27	4	(1)
Saw-mill and planing-mill products.....	707	1,095	1,101	1,108	1,110	1,129	1,131	1,144	1,141	1,134	1,148	1,153	1,155	60	(1)
Males.....		696	697	703	706	718	719	720	715	710	718	720	723	28	(1)
Females.....		400	404	405	404	411	412	424	426	424	430	433	432	33	(1)
Wood bending, turning, and carving.....	42	63	62	63	63	62	60	58	58	57	57	58	57	6	(1)
Males.....		37	36	36	37	36	35	35	35	34	34	35	34	3	(1)
Females.....		26	26	27	26	26	24	23	23	23	23	23	23	4	(1)
Lumber and its products, n. o. c.....	117	221	223	220	225	226	228	219	218	222	224	229	230	12	(1)
Males.....		121	122	121	123	124	122	119	117	123	124	127	126	10	(1)
Females.....		100	101	99	102	102	106	100	101	99	100	102	104	7	(1)

¹ Not computed owing to small number represented.

TABLE A.—*Fluctuation in employment in industries other than mining and quarrying in Ohio, 1914 to 1929, by occupation group, industry, and sex—Continued*

1924: BOOKKEEPERS, STENOGRAPHERS, AND OFFICE CLERKS—Continued

Industry and sex	Number of establishments reporting	Number employed on the 15th of each month												Variation from maximum	
		January	February	March	April	May	June	July	August	September	October	November	December	Number	Per cent
Manufactures—Continued.															
Metals, and metal products, other than iron and steel.....	471	3,532	3,569	3,583	3,609	3,598	3,549	3,550	3,534	3,516	3,490	3,491	3,465	93	2.6
Males.....		1,734	1,792	1,803	1,819	1,806	1,792	1,795	1,793	1,774	1,734	1,744	1,737	85	4.7
Females.....		1,748	1,777	1,780	1,790	1,792	1,757	1,755	1,741	1,742	1,746	1,747	1,728	64	3.6
Brass, bronze, and aluminum products.....	134	556	566	572	568	555	541	528	520	521	526	531	531	52	9.1
Males.....		293	293	293	295	289	284	281	277	279	279	277	278	18	6.1
Females.....		263	273	279	273	266	257	247	243	242	247	254	253	37	13.3
Caskets, metal.....	3	57	58	58	58	58	58	58	58	58	58	58	58	1	(1)
Males.....		27	28	28	28	28	28	28	28	28	28	28	28	1	(1)
Females.....		30	30	30	30	30	30	30	30	30	30	30	30		
Clocks, watches, and materials.....	9	93	93	95	96	98	98	100	98	98	98	100	97	7	(1)
Males.....		46	47	46	45	46	48	47	47	47	47	47	47	3	(1)
Females.....		47	46	49	51	53	52	51	51	51	51	53	50	7	(1)
Copper, tin, and sheet-iron products.....	175	1,204	1,212	1,214	1,220	1,196	1,181	1,185	1,175	1,185	1,167	1,163	1,148	72	5.9
Males.....		666	666	653	653	651	651	659	653	660	635	634	628	48	7.1
Females.....		546	546	538	553	543	530	526	522	525	532	529	520	31	5.6
Furniture and office fixtures, metal.....	12	317	314	316	319	319	304	298	301	295	291	290	293	29	9.1
Males.....		171	169	172	169	166	157	154	157	152	151	148	150	24	14.0
Females.....		146	145	144	150	153	147	144	144	143	140	142	143	13	8.5
Gas and electric fixtures and lamps and reflectors.....	50	1,083	1,104	1,105	1,125	1,149	1,144	1,166	1,166	1,147	1,128	1,133	1,119	83	7.1
Males.....		484	493	493	509	519	521	526	532	512	500	513	508	49	9.2
Females.....		599	621	622	616	630	623	640	634	635	628	620	611	51	8.0
Jewelry, including reducing and refining.....	29	114	113	115	114	114	115	109	109	107	106	109	112	9	7.8
Males.....		47	47	48	48	48	49	46	46	45	43	45	46	6	(1)
Females.....		67	66	67	66	66	66	63	63	62	63	64	66	5	(1)
Metals and metal products, other than iron and steel, n. o. c.....	59	108	109	108	109	109	108	106	107	105	106	107	107	4	(1)
Males.....		58	59	57	58	58	56	53	53	51	51	52	52	8	(1)
Females.....		50	50	51	51	51	52	53	54	54	55	55	55	5	(1)
Paper and printing.....	980	6,819	6,826	6,817	6,795	6,723	6,722	6,819	6,896	7,047	7,148	7,350	7,261	628	8.5
Males.....		3,047	3,086	3,120	3,125	3,155	3,164	3,195	3,179	3,191	3,213	3,208	3,209	162	5.0
Females.....		3,772	3,740	3,697	3,670	3,573	3,558	3,624	3,717	3,856	3,935	4,147	4,052	589	14.2
Bags, paper.....	10	51	50	52	53	55	55	56	54	57	57	57	57	7	(1)
Males.....		13	13	14	14	15	15	15	15	16	15	15	15	3	(1)
Females.....		38	37	38	39	40	40	41	39	41	42	42	42	5	(1)

PART 2.—GENERAL TABLE

Boxes, fancy and paper; drinking cups.....	73	267	271	274	277	274	270	276	277	283	283	282	270	16	5.7
Males.....		115	117	120	122	123	123	121	119	122	119	119	119	8	6.5
Females.....		152	154	154	155	152	156	155	158	161	164	163	160	12	7.3
Envelopes.....	9	53	55	55	54	57	56	59	58	54	54	54	54	6	()
Males.....		16	16	16	16	16	16	16	16	16	16	16	16		
Females.....		37	39	39	38	41	40	43	42	38	38	38	38	6	()
Labels and tags.....	9	64	65	65	67	65	65	65	67	69	69	69	69	5	5
Males.....		31	31	30	32	31	31	31	32	33	33	33	34	4	()
Females.....		33	34	35	35	34	34	34	35	36	36	36	35	3	()
Paper, including stationery.....	63	533	538	537	543	553	553	551	554	558	559	555	556	26	4.7
Males.....		258	264	263	266	267	268	267	268	275	273	272	274	17	6.2
Females.....		275	274	274	277	286	285	284	286	283	286	283	282	12	4.2
Photo-engraving.....	26	58	59	60	62	61	62	63	62	61	61	62	60	5	5
Males.....		27	28	30	32	31	31	32	31	31	31	31	30	5	()
Females.....		31	31	30	30	30	31	31	31	30	30	31	30	1	()
Printing and publishing.....	723	5,637	5,627	5,613	5,572	5,495	5,485	5,584	5,659	5,802	5,906	6,109	6,023	624	10.2
Males.....		2,508	2,537	2,568	2,561	2,591	2,597	2,631	2,616	2,616	2,647	2,636	2,637	139	5.3
Females.....		3,129	3,090	3,045	3,011	2,904	2,888	2,953	3,043	3,186	3,259	3,473	3,386	585	16.8
Stereotyping and electrotyping.....	35	86	88	90	93	94	94	91	91	91	89	90	90	8	8
Males.....		55	56	56	59	59	60	59	59	59	58	59	60	5	()
Females.....		31	32	34	34	35	34	32	32	32	31	31	30	5	()
Paper and printing, n. o. c.....	32	70	73	71	74	74	73	74	74	72	70	72	73	4	()
Males.....		24	24	23	23	23	23	23	23	23	21	22	24	3	()
Females.....		46	49	48	51	51	50	51	51	49	49	50	49	5	()
Rubber products.....	120	5,063	5,029	5,029	5,068	5,018	4,991	4,998	5,035	5,052	5,080	5,110	5,008	119	2.3
Males.....		3,469	3,440	3,434	3,465	3,393	3,364	3,396	3,412	3,419	3,469	3,469	3,436	105	3.0
Females.....		1,594	1,589	1,595	1,603	1,625	1,627	1,602	1,623	1,633	1,611	1,641	1,572	69	4.2
Druggists' sundries and toys, rubber.....	42	373	365	369	369	363	362	365	360	359	358	361	363	15	4.0
Males.....		207	202	205	206	199	197	200	196	196	195	196	197	12	5.8
Females.....		166	163	164	163	164	165	165	164	163	163	165	166	3	1.8
Tires and tubes.....	63	4,642	4,611	4,610	4,636	4,590	4,563	4,565	4,605	4,625	4,654	4,678	4,573	115	2.5
Males.....		3,234	3,206	3,200	3,229	3,164	3,137	3,166	3,186	3,193	3,245	3,242	3,207	108	3.3
Females.....		1,408	1,405	1,410	1,407	1,426	1,426	1,399	1,419	1,432	1,409	1,436	1,366	70	4.9
Rubber products, n. o. c.....	15	48	53	50	63	65	66	68	70	68	68	71	72	24	()
Males.....		28	32	29	30	30	30	30	30	30	29	31	32	4	()
Females.....		20	21	21	33	35	36	38	40	38	39	40	40	20	()
Stone, clay, and glass products.....	711	1,803	1,799	1,814	1,818	1,811	1,812	1,839	1,835	1,816	1,820	1,820	1,809	40	2.2
Males.....		960	958	962	963	951	955	973	964	953	947	949	945	28	2.9
Females.....		843	841	852	855	860	857	866	871	863	873	871	864	32	3.7
Brick and tile, clay.....	167	199	203	203	203	207	210	212	218	215	213	213	213	19	8.7
Males.....		114	117	116	120	120	123	125	129	129	124	124	124	15	11.6
Females.....		85	86	87	88	87	87	87	89	86	89	89	89	4	()
Concrete products.....	128	77	76	79	85	87	86	92	96	90	93	94	93	20	4
Males.....		41	40	41	45	45	44	49	51	46	49	48	48	11	10
Females.....		36	36	38	40	42	42	43	45	44	44	46	45	10	()
Glass.....	36	501	498	505	493	482	474	473	460	443	453	444	441	64	12.7
Males.....		269	267	271	259	249	245	244	235	226	225	225	224	47	17.3
Females.....		232	231	234	234	233	229	229	225	222	228	219	217	17	7.3
Marble and stone work; stoneyards.....	80	106	106	107	107	107	109	109	112	114	112	111	107	8	7.0
Males.....		66	66	68	68	67	67	66	67	68	68	67	66	2	()
Females.....		40	40	39	39	40	42	43	45	46	44	44	42	7	()

1 Not computed owing to small number represented.]

TABLE A.—*Fluctuation in employment in industries other than mining and quarrying in Ohio, 1914 to 1929, by occupation group, industry, and sex—Continued*

1924: BOOKKEEPERS, STENOGRAPHERS, AND OFFICE CLERKS—Continued

Industry and sex	Number of establishments reporting	Number employed on the 15th of each month												Variation from maximum	
		January	February	March	April	May	June	July	August	September	October	November	December	Number	Per cent
Manufactures—Continued.															
Stone, clay, and glass products—Continued.															
Pottery, terra-cotta and fire-clay products.....	183	739	736	740	745	747	750	768	762	764	767	774	772	38	4.9
Males.....		367	367	365	369	367	372	383	376	378	376	378	378	18	4.7
Females.....		372	369	375	376	380	378	385	386	386	391	396	394	27	6.8
Stone, clay and glass products, n. o. c.....	117	181	180	180	180	181	183	185	187	185	182	184	183	7	3.7
Males.....		103	101	101	102	103	104	106	106	106	105	107	106	6	5.6
Females.....		78	79	79	78	78	79	79	81	79	77	77	77	4	(1)
Textiles.....	687	2,982	2,968	2,995	2,994	2,937	2,924	2,905	2,956	2,989	2,975	2,933	2,876	119	4.0
Males.....		1,049	1,017	1,029	1,017	1,011	1,002	997	1,011	1,011	1,013	1,012	1,001	52	5.0
Females.....		1,933	1,951	1,966	1,977	1,926	1,922	1,908	1,945	1,978	1,962	1,921	1,875	103	5.2
Awnings, tents, and sails, including auto fabrics.....	38	214	216	235	241	249	245	230	230	233	224	223	215	35	14.1
Males.....		82	82	90	91	94	92	83	82	87	89	90	87	12	(1)
Females.....		132	134	145	150	155	153	147	148	146	135	133	128	27	17.5
Bags, other than paper.....	10	53	53	50	45	40	36	37	38	35	36	37	35	18	(1)
Males.....		32	30	28	25	24	18	17	18	15	16	17	17	17	(1)
Females.....		21	23	22	20	16	18	20	20	20	20	20	18	7	(1)
Clothing, men's, including shirts and coat pads.....	184	1,198	1,163	1,168	1,163	1,154	1,146	1,128	1,155	1,181	1,190	1,151	1,099	99	8.3
Males.....		357	324	327	326	326	323	323	324	328	329	328	318	39	10.9
Females.....		841	839	841	837	828	820	805	831	855	861	823	781	80	9.3
Clothing, women's, including corsets.....	109	498	510	513	511	468	480	491	507	507	491	482	484	45	8.8
Males.....		176	176	178	174	169	168	176	183	180	176	172	174	15	8.2
Females.....		322	334	335	337	299	312	315	324	327	315	310	310	38	11.3
Cordage, twine, jute, and linen goods.....	8	83	84	84	80	76	73	72	73	73	69	69	70	15	(1)
Males.....		35	36	36	34	32	30	29	29	30	28	28	29	8	(1)
Females.....		48	48	48	46	44	43	43	44	43	41	41	41	7	(1)
Custom tailoring, men's and women's.....	98	131	134	137	147	143	138	146	147	149	148	154	154	23	14.9
Males.....		37	37	37	36	36	38	39	41	41	39	40	40	5	(1)
Females.....		94	97	100	111	107	100	107	106	108	109	114	114	20	17.5
Flags, banners, and regalia.....	8	149	150	154	155	148	148	154	149	149	149	146	146	9	5.8
Males.....		77	77	78	76	74	74	73	73	75	77	75	75	5	(1)
Females.....		72	73	76	79	74	74	81	76	74	72	71	71	10	(1)
Hosiery and knit goods.....	34	150	148	147	143	145	145	140	143	146	148	148	146	10	6.7
Males.....		34	34	34	34	34	34	32	33	32	32	33	32	2	(1)
Females.....		116	114	113	109	111	111	108	110	114	116	115	114	8	(1)

Mattresses, pillows, and cotton felts.....	27	78	77	77	79	79	79	78	79	80	81	82	82	5	(1)
Males.....		42	42	42	43	43	43	43	43	43	43	44	44	2	(1)
Females.....		36	35	35	36	36	36	35	36	37	38	38	38	3	(1)
Millinery and lace goods, including artificial flowers and feathers.....	29	71	73	73	74	73	74	72	72	73	72	72	71	3	(1)
Males.....		28	29	29	29	28	29	29	29	29	29	29	29	1	(1)
Females.....		43	44	44	45	45	46	43	43	44	43	43	42	4	(1)
Woolen, worsted, and felt goods, including fur and felt goods.....	17	96	96	96	96	97	97	98	98	97	98	98	98	2	(1)
Males.....		47	47	47	47	47	47	47	47	47	47	47	47		
Females.....		49	49	49	49	50	50	51	51	50	51	51	51	2	(1)
Textiles, n. o. c.....	125	261	264	261	260	265	263	259	265	266	269	271	276	17	(1)
Males.....		102	103	103	102	104	104	106	109	106	108	109	109	7	6.2
Females.....		159	161	158	158	161	159	153	156	160	161	162	167	14	8.4
Tobacco.....	191	207	206	207	206	202	203	200	201	197	202	205	203	10	4.8
Males.....		86	86	86	86	86	87	84	83	82	83	83	83	6	(1)
Females.....		121	120	121	118	116	116	116	118	115	119	122	120	7	(1)
Chewing and smoking tobacco and snuff.....	9	78	77	76	76	73	73	72	72	71	74	76	76	7	(1)
Males.....		30	30	29	30	29	29	29	29	29	29	28	29	2	(1)
Females.....		48	47	47	46	44	44	43	43	42	45	48	47	6	(1)
Cigars and cigarettes.....	120	104	104	107	107	106	107	106	106	105	106	108	106	4	3.7
Males.....		45	45	46	47	46	47	44	44	43	44	45	44	4	(1)
Females.....		59	59	61	60	60	60	62	62	62	62	63	62	4	(1)
Tobacco, n. o. c.....	62	25	25	24	23	23	23	22	23	21	21	21	21	4	(1)
Males.....		11	11	11	11	11	11	11	10	10	10	10	10	1	(1)
Females.....		14	14	13	12	12	12	11	13	11	11	11	11	3	(1)
Vehicles.....	328	5,282	5,348	5,307	5,238	5,145	5,067	5,009	4,973	4,965	4,898	4,883	4,889	465	8.7
Males.....		3,461	3,516	3,477	3,441	3,378	3,338	3,292	3,279	3,282	3,249	3,257	3,245	271	7.7
Females.....		1,821	1,832	1,830	1,797	1,767	1,719	1,717	1,694	1,683	1,649	1,626	1,644	206	11.2
Airplanes and parts.....	4	156	150	146	140	125	131	141	146	153	156	157	153	32	20.4
Males.....		113	108	104	99	88	95	100	108	114	116	116	113	28	24.1
Females.....		43	42	42	41	37	36	41	38	39	40	41	40	7	(1)
Automobiles and parts.....	195	4,354	4,417	4,405	4,359	4,278	4,182	4,128	4,119	4,120	4,066	4,040	4,064	377	8.5
Males.....		2,855	2,895	2,854	2,866	2,810	2,760	2,711	2,711	2,711	2,697	2,696	2,698	199	6.9
Females.....		1,499	1,522	1,551	1,493	1,468	1,422	1,417	1,408	1,397	1,369	1,344	1,366	178	11.7
Bicycles, motor cycles, and parts.....	7	71	70	71	70	70	69	69	69	69	69	66	61	20	(1)
Males.....		36	36	36	35	35	35	35	34	33	33	28	25	14	(1)
Females.....		35	34	35	35	35	34	34	35	36	36	30	31	7	(1)
Carriages and sleds, children.....	6	75	73	72	74	73	73	71	72	71	72	71	71	4	(1)
Males.....		26	26	27	27	27	28	28	28	28	28	28	28	2	(1)
Females.....		49	47	45	47	46	45	43	43	43	44	44	43	6	(1)
Carriages, wagons, and materials, including repairing.....	86	153	154	160	165	164	162	161	158	155	154	154	152	13	7.9
Males.....		74	74	79	81	79	76	76	77	75	73	74	72	9	(1)
Females.....		79	80	81	84	85	86	85	81	80	81	80	80	7	(1)
Cars, steam and street railroad, not includ- ing operations of railroad companies.....	16	436	437	407	386	390	399	400	384	370	370	377	371	67	15.3
Males.....		321	341	312	300	307	317	316	302	290	290	297	291	51	15.0
Females.....		105	96	95	86	83	82	84	82	80	80	80	80	25	28.8

¹ Not computed owing to small number represented.

1924: BOOKKEEPERS, STENOGRAPHERS, ETC.

TABLE A.—Fluctuation in employment in industries other than mining and quarrying in Ohio, 1914 to 1929, by occupation group, industry, and sex—Continued

1924: BOOKKEEPERS, STENOGRAPHERS, AND OFFICE CLERKS—Continued

Industry and sex	Number of establishments reporting	Number employed on the 15th of each month												Variation from maximum		
		January	February	March	April	May	June	July	August	September	October	November	December	Number	Per cent	
Manufactures—Continued.																
Vehicles—Continued.																
Vehicles, n. o. c.....	14	47	47	46	44	44	40	37	26	26	25	27	27	22	(1)	
Males.....		36	36	35	33	32	28	26	19	19	19	21	21	17	(1)	
Females.....		11	11	11	11	12	12	11	7	7	6	6	6	6	(1)	
Miscellaneous manufactures.....	798	6,357	6,394	6,414	6,468	6,464	6,441	6,506	6,476	6,447	6,459	6,435	6,472	149	2.3	
Males.....		3,324	3,313	3,322	3,366	3,343	3,325	3,318	3,307	3,332	3,326	3,319	3,316	59	1.8	
Females.....		3,033	3,081	3,092	3,102	3,121	3,116	3,188	3,169	3,115	3,133	3,116	3,156	155	4.9	
Agricultural implements.....	33	335	338	336	338	337	341	340	341	348	369	365	363	34	9.2	
Males.....		208	212	210	209	211	212	209	210	219	239	237	234	31	13.0	
Females.....		127	126	126	129	126	129	131	131	129	130	128	129	5	3.8	
Brushes.....	17	77	76	75	79	80	81	79	79	78	80	79	77	6	(1)	
Males.....		32	32	32	32	34	34	32	32	31	31	31	29	5	(1)	
Females.....		45	44	43	46	46	47	47	47	47	49	48	48	6	(1)	
Coke.....	7	127	127	128	127	126	123	123	123	122	122	123	123	6	4.7	
Males.....		115	115	115	114	113	111	112	112	111	111	112	112	4	3.5	
Females.....		12	12	13	13	13	12	11	11	11	11	11	11	2	(1)	
Dairymen's, poulterers', and apiarists' supplies.....	5	92	104	101	93	89	94	105	98	100	99	98	103	16	15.2	
Males.....		29	29	29	26	28	28	28	27	28	29	29	32	6	(1)	
Females.....		63	75	72	67	63	66	77	71	72	70	69	71	14	(1)	
Dentists' supplies.....	14	91	103	97	97	91	90	89	91	89	88	91	90	15	(1)	
Males.....		27	28	28	30	27	27	27	27	27	26	26	27	4	(1)	
Females.....		64	75	69	67	64	63	62	64	62	62	65	63	13	(1)	
Electrical machinery, apparatus, and supplies.....	168	3,427	3,449	3,447	3,487	3,460	3,411	3,462	3,418	3,415	3,447	3,480	3,476	76	2.2	
Males.....		2,080	2,068	2,068	2,106	2,083	2,059	2,054	2,025	2,031	2,008	2,025	2,028	98	4.7	
Females.....		1,347	1,381	1,379	1,381	1,377	1,352	1,408	1,393	1,387	1,407	1,422	1,452	105	7.2	
Fire extinguishers, chemical.....	6	78	83	88	88	88	82	87	84	84	92	91	93	15	(1)	
Males.....		32	34	37	37	37	36	37	38	38	36	36	37	7	(1)	
Females.....		46	49	51	51	51	46	48	46	46	54	55	57	11	(1)	
Foundry supplies.....	9	61	58	62	61	59	61	58	61	60	59	60	61	3	(1)	
Males.....		40	37	40	39	37	39	34	37	37	36	37	38	6	(1)	
Females.....		21	21	22	22	22	22	24	24	23	23	23	23	3	(1)	
Ice, manufactured.....	121	256	252	256	270	297	331	354	358	310	281	262	260	106	29.6	
Males.....		100	100	102	104	108	117	124	124	115	111	108	107	24	19.4	
Females.....		156	152	154	166	189	214	230	234	195	170	154	153	82	35.0	

Instruments, professional and scientific.....	14	67	67	67	68	68	68	68	68	68	69	69	68	2	(1)
Males.....		27	27	27	28	28	28	28	28	28	28	28	28	1	(1)
Females.....		40	40	40	40	40	40	40	40	40	41	41	40	1	(1)
Musical instruments and materials.....	15	123	119	123	128	128	124	118	119	120	118	113	109	19	14.8
Males.....		37	36	37	38	37	35	37	37	36	37	35	34	4	(1)
Females.....		86	83	86	88	91	89	83	82	84	81	78	75	16	(1)
Optical goods.....	38	151	149	148	150	152	152	147	148	149	152	150	149	5	(1)
Males.....		56	54	50	51	52	52	50	50	52	53	53	52	6	(1)
Females.....		95	95	98	99	100	100	97	98	97	99	97	97	5	(1)
Pens, fountain, stylographic, and gold.....	5	93	88	86	85	84	81	81	83	83	83	82	85	12	(1)
Males.....		16	17	17	17	17	17	17	18	19	19	19	19	3	(1)
Females.....		77	71	69	68	67	64	64	65	64	64	63	66	14	(1)
Pianos, organs, and materials.....	16	106	111	113	109	108	107	106	106	108	109	109	112	7	6.2
Males.....		54	54	56	54	54	55	53	54	55	56	57	57	4	(1)
Females.....		52	57	57	55	54	52	53	52	53	53	52	55	5	(1)
Roofing materials.....	6	170	169	169	169	169	170	170	171	170	170	170	171	2	1.2
Males.....		79	79	79	79	79	79	79	79	79	79	79	79		
Females.....		91	90	90	90	90	91	91	92	91	91	91	92	2	(1)
Signs and advertising novelties.....	51	305	296	307	299	305	300	294	301	301	304	304	301	13	4.2
Males.....		91	89	92	94	95	91	93	94	98	94	94	90	9	(1)
Females.....		214	207	215	205	210	209	201	207	203	210	210	211	13	6.1
Sporting and athletic goods.....	8	143	145	143	144	145	144	146	146	146	145	140	139	7	4.8
Males.....		58	59	56	57	55	55	54	57	57	56	53	54	6	(1)
Females.....		85	86	87	87	90	89	92	89	89	89	87	85	7	(1)
Toys and games.....	31	131	134	137	141	138	137	136	141	140	143	141	142	12	8.4
Males.....		43	43	45	47	47	47	47	50	50	50	50	50	7	(1)
Females.....		88	91	92	94	91	90	89	91	90	93	91	92	6	(1)
Washing machines and clothes wringers.....	18	84	84	87	86	89	91	92	88	86	84	84	85	8	(1)
Males.....		37	36	39	38	39	39	39	41	41	38	38	38	5	(1)
Females.....		47	48	48	48	50	52	53	47	45	46	46	47	8	(1)
Miscellaneous manufactures, n. o. c.....	216	440	442	444	451	451	453	451	452	467	477	457	461	37	7.8
Males.....		163	164	163	165	164	164	164	167	180	187	172	172	24	12.8
Females.....		277	278	281	286	287	289	287	285	287	290	285	289	13	4.5
Service.....	4,233	19,182	19,251	19,283	19,416	19,535	19,751	19,854	19,853	19,693	19,504	19,503	19,515	672	3.4
Males.....		9,508	9,532	9,532	9,587	9,610	9,731	9,804	9,824	9,734	9,601	9,583	9,582	316	3.2
Females.....		9,674	9,719	9,751	9,829	9,925	10,020	10,050	10,029	9,959	9,903	9,920	9,933	376	3.7
Advertising.....	57	268	267	277	274	265	265	277	275	275	270	271	275	12	4.3
Males.....		149	150	150	146	145	145	151	143	143	137	138	142	14	9.3
Females.....		119	117	127	128	120	120	126	127	132	133	133	133	16	12.0
Banks.....	579	11,933	11,891	11,866	11,923	11,987	12,137	12,233	12,257	12,054	11,952	11,993	12,005	391	3.2
Males.....		6,800	6,789	6,753	6,783	6,801	6,890	6,939	6,971	6,866	6,816	6,825	6,829	218	3.1
Females.....		5,133	5,102	5,113	5,140	5,186	5,247	5,294	5,286	5,188	5,136	5,168	5,176	192	3.6
Bowling alleys and parks.....	116	66	70	79	88	116	146	153	168	151	97	86	87	102	6.7
Males.....		51	53	57	60	74	81	83	89	89	60	55	55	38	(1)
Females.....		15	17	22	28	42	65	70	79	62	37	31	32	64	(1)
Garages.....	1,062	2,868	2,416	2,443	2,478	2,491	2,512	2,528	2,527	2,506	2,419	2,384	2,382	160	6.3
Males.....		1,056	1,081	1,094	1,106	1,119	1,144	1,140	1,140	1,140	1,077	1,056	1,060	88	7.7
Females.....		1,812	1,335	1,349	1,372	1,383	1,393	1,384	1,387	1,366	1,342	1,328	1,322	81	5.8

† Not computed owing to small number represented.

TABLE A.—Fluctuation in employment in industries other than mining and quarrying in Ohio, 1914 to 1929, by occupation group, industry, and sex—Continued

1924: BOOKKEEPERS, STENOGRAPHERS, AND OFFICE CLERKS—Continued

Industry and sex	Number of establishments reporting	Number employed on the 15th of each month												Variation from maximum	
		January	February	March	April	May	June	July	August	September	October	November	December	Number	Per cent
Service—Continued.															
Hospitals.....	125	403	398	405	429	433	496	459	460	459	457	454	456	62	13.5
Males.....	40	40	41	41	41	41	41	44	46	47	44	44	42	7	(1)
Females.....	363	358	364	388	392	395	415	414	412	413	410	414	414	57	13.7
Hotels.....	390	1,292	1,325	1,326	1,350	1,353	1,899	1,372	1,376	1,371	1,374	1,371	1,360	107	7.6
Males.....	695	702	716	726	716	745	724	720	718	725	723	718	718	50	6.7
Females.....	597	623	610	624	637	654	648	656	653	649	648	642	642	59	9.0
Laundries and dry cleaners.....	344	707	715	726	739	742	737	736	727	737	732	736	736	35	4.7
Males.....	111	112	113	114	116	116	119	118	119	116	115	114	114	8	6.7
Females.....	596	603	613	625	626	621	617	609	618	616	621	622	622	30	4.3
Office buildings, including window cleaning.....	286	236	238	235	240	246	242	244	244	250	254	255	256	21	8.2
Males.....	59	60	61	61	64	65	65	65	65	68	70	72	71	13	(1)
Females.....	177	178	174	179	182	177	179	179	182	184	183	185	185	11	5.9
Professional.....	43	210	209	211	210	211	209	211	214	218	214	217	216	9	4.1
Males.....	68	66	65	67	67	67	73	73	74	71	73	72	72	9	(1)
Females.....	142	143	146	143	144	142	138	141	144	143	144	144	144	8	5.5
Restaurants.....	615	284	284	285	286	285	292	295	300	302	298	296	295	15	5.0
Males.....	98	97	99	96	96	95	99	99	101	102	98	96	96	7	(1)
Females.....	186	187	186	190	190	193	196	199	200	200	200	200	197	14	7.0
Schools and colleges.....	94	704	722	721	700	704	687	663	626	676	713	697	711	96	13.3
Males.....	217	219	218	217	216	204	211	195	211	219	215	215	216	24	11.0
Females.....	487	503	503	483	488	483	452	451	455	494	482	486	496	72	14.3
Social agencies.....	70	299	302	295	290	294	295	298	281	285	310	320	327	48	14.3
Males.....	38	40	40	43	43	42	41	41	32	32	39	42	40	11	(1)
Females.....	261	262	255	247	251	253	257	240	253	271	288	287	287	45	16.7
Theaters.....	207	270	273	275	270	266	252	246	256	269	278	280	281	35	12.5
Males.....	85	84	86	86	83	77	77	77	85	89	91	91	89	19	(1)
Females.....	185	189	189	184	183	175	174	174	184	189	189	189	190	16	8.4
Service, n. o. c.....	245	142	141	139	139	142	142	139	142	140	136	133	130	12	8.5
Males.....	41	39	39	41	41	41	40	39	40	40	40	38	37	4	(1)
Females.....	101	102	100	98	101	102	100	102	100	96	95	93	93	9	(1)
Trade, retail and wholesale.....															
Males.....	7,689	33,633	33,693	33,953	34,213	33,958	33,874	33,992	33,975	34,289	34,122	34,224	34,917	1,284	3.7
Females.....	12,834	12,969	13,016	13,018	12,978	12,994	13,064	13,064	13,124	13,081	13,162	13,179	13,295	461	3.5
Total.....	20,799	20,799	20,784	20,937	21,195	20,980	20,880	20,928	20,851	21,208	20,960	21,045	21,622	838	3.9

Offices.....	982	12,440	12,562	12,637	12,728	12,695	12,695	12,755	12,747	12,736	12,771	12,733	12,789	349	2.7
Males.....		5,527	5,596	5,638	5,650	5,649	5,664	5,710	5,719	5,671	5,714	5,700	5,746	219	3.8
Females.....		6,913	6,966	6,999	7,078	7,046	7,031	7,045	7,028	7,065	7,057	7,033	7,043	165	2.3
Retail delivery, milk, ice, and water.....	92	131	130	132	143	141	149	151	153	155	155	156	157	27	17.2
Males.....		54	54	54	56	58	60	62	64	62	60	62	63	10	(1)
Females.....		77	76	78	87	83	89	89	89	93	95	94	94	19	(1)
Stores, retail and wholesale.....	5,666	19,247	19,231	19,420	19,579	19,856	19,263	19,305	19,275	19,608	19,393	19,537	20,187	956	4.7
Males.....		6,301	6,302	6,368	6,357	6,315	6,315	6,338	6,370	6,380	6,417	6,451	6,522	221	3.4
Females.....		12,966	12,929	13,052	13,222	13,041	12,948	12,967	12,905	13,223	12,976	13,086	13,665	780	5.6
Yards, lumber, coal, and scrap.....	949	1,775	1,770	1,764	1,763	1,766	1,767	1,731	1,800	1,795	1,803	1,798	1,784	40	2.2
Males.....		952	957	956	955	956	955	954	971	968	971	966	964	19	2.0
Females.....		823	813	808	808	810	812	827	829	827	832	832	820	24	2.9
Transportation and public utilities.....	1,271	9,249	9,237	9,265	9,271	9,345	9,375	9,476	9,452	9,370	9,314	9,295	9,318	239	2.5
Males.....		4,606	4,623	4,616	4,632	4,677	4,709	4,769	4,793	4,763	4,684	4,740	4,716	157	3.9
Females.....		4,643	4,614	4,649	4,639	4,668	4,666	4,707	4,659	4,607	4,630	4,555	4,602	132	3.2
Drayage and storage, including livery stables and teaming.....	465	668	660	678	678	683	677	655	664	668	669	664	672	23	3.4
Males.....		385	380	389	387	388	381	352	360	363	366	364	369	37	9.5
Females.....		283	280	289	291	295	296	303	304	305	303	300	303	25	8.2
Electric light and power.....	123	2,199	2,189	2,193	2,196	2,226	2,247	2,283	2,273	2,255	2,249	2,234	2,321	145	6.2
Males.....		1,196	1,175	1,181	1,181	1,208	1,215	1,235	1,229	1,225	1,229	1,235	1,272	110	8.6
Females.....		1,003	1,014	1,012	1,005	1,018	1,032	1,048	1,044	1,030	1,020	1,049	1,056	56	5.3
Electric railroads.....	54	1,227	1,226	1,224	1,241	1,247	1,250	1,259	1,262	1,245	1,225	1,229	1,229	37	2.9
Males.....		743	748	745	745	752	752	765	769	756	749	752	752	26	3.4
Females.....		484	480	480	493	495	498	494	493	489	478	477	477	22	4.4
Natural gas.....	64	965	962	957	953	1,000	997	1,032	1,036	1,023	998	1,010	977	84	8.1
Males.....		609	633	603	614	639	639	673	676	671	638	646	634	73	10.8
Females.....		356	319	354	339	361	358	359	360	352	360	364	343	45	12.4
Pipe lines (petroleum).....	12	107	106	106	104	105	108	108	108	106	103	102	103	6	5.6
Males.....		97	96	96	94	95	98	98	98	96	93	92	93	6	(1)
Females.....		10	10	10	10	10	10	10	10	10	10	10	10		(1)
Taxicab service.....	80	111	115	118	117	117	119	118	123	131	132	135	132	24	17.8
Males.....		64	61	64	62	60	62	62	69	76	77	76	71	17	(1)
Females.....		47	54	54	55	57	57	56	54	55	55	59	61	14	(1)
Telegraph and telephone, including messenger service.....	390	3,743	3,761	3,754	3,738	3,699	3,703	3,745	3,716	3,677	3,676	3,569	3,631	202	5.4
Males.....		1,342	1,363	1,369	1,353	1,329	1,352	1,373	1,385	1,373	1,334	1,329	1,346	56	4.0
Females.....		2,401	2,398	2,385	2,385	2,370	2,351	2,372	2,331	2,299	2,342	2,230	2,285	171	7.1
Transportation by water, including stevedoring.....	22	104	103	101	118	143	140	151	148	139	135	131	111	50	33.1
Males.....		85	84	84	98	121	125	127	123	114	111	107	91	43	33.9
Females.....		19	19	17	20	22	24	24	25	25	24	24	20	8	(1)
Transportation and public utilities, n. o. c.....	61	125	125	124	126	125	125	125	122	126	127	131	132	10	7.6
Males.....		85	85	85	85	85	85	84	84	84	87	89	88	5	(1)
Females.....		40	40	39	41	40	40	41	38	42	40	42	44	4	(1)
Industries, n. o. c.....	25	42	41	42	44	44	44	42	40	40	41	41	40	4	(1)
Males.....		23	23	23	23	23	23	22	22	22	23	23	23	1	(1)
Females.....		19	19	19	21	21	21	20	18	18	18	18	17	4	(1)

¹ Not computed owing to small number represented.

TABLE A.—Fluctuation in employment in industries other than mining and quarrying in Ohio, 1914 to 1929, by occupation group, industry, and sex—Continued

1924: SALESPeOPLE (NOT TRAVELING)

Industry and sex	Number of establishments reporting	Number employed on the 15th of each month												Variation from maximum	
		January	February	March	April	May	June	July	August	September	October	November	December	Number	Per cent
ALL INDUSTRIES	30,439	58,947	59,279	61,022	62,608	61,353	61,264	60,621	59,934	61,432	62,142	64,307	72,363	13,416	18.5
Males.....		32,628	32,965	33,364	34,056	34,141	34,355	34,308	34,184	34,416	34,431	34,782	36,000	3,372	9.4
Females.....		26,319	26,314	27,658	28,552	27,212	26,909	26,313	25,750	27,016	27,711	29,525	36,363	10,613	29.2
Agriculture	732	68	70	73	78	83	75	65	59	57	60	61	67	26	(1)
Males.....		35	37	38	35	36	35	32	31	28	29	29	30	10	(1)
Females.....		33	33	35	43	47	40	33	28	29	31	32	37	19	(1)
Construction	7,364	808	860	872	919	931	978	961	933	933	968	946	913	175	17.8
Males.....		747	797	809	852	861	910	894	868	893	913	898	875	166	18.2
Females.....		61	63	63	67	70	68	67	65	70	70	71	71	10	(1)
Electrical contracting.....	294	225	232	233	244	242	241	238	235	235	242	238	242	19	7.8
Males.....		210	215	218	228	224	225	222	218	219	226	220	223	16	7.1
Females.....		15	17	15	16	18	16	16	17	16	16	18	19	4	(1)
General contracting, including wrecking.....	2,771	181	204	208	223	221	254	232	230	235	234	227	224	73	28.7
Males.....		170	193	197	211	209	242	221	220	225	224	217	214	72	29.3
Females.....		11	11	11	12	12	12	11	10	10	10	10	10	1	(1)
Painting and decorating.....	688	86	92	93	93	92	90	87	87	88	89	89	86	7	(1)
Males.....		66	71	71	71	69	67	65	66	67	67	67	65	6	(1)
Females.....		20	21	22	22	23	23	22	21	21	22	22	21	3	(1)
Plumbing and steam fitting.....	523	79	78	76	75	73	71	74	74	74	74	76	76	8	(1)
Males.....		78	76	74	72	70	68	71	71	70	70	70	71	8	(1)
Females.....		3	2	2	3	3	3	3	3	4	4	4	5	3	(1)
Sheet-metal work and roofing.....	353	123	124	136	151	156	156	155	155	162	156	151	140	39	24.1
Males.....		120	121	133	148	153	153	152	152	158	152	147	136	38	24.1
Females.....		3	3	3	3	3	3	3	3	3	3	3	4	1	(1)
Street, road, and sewer contracting.....	906	62	70	68	76	92	97	88	86	103	91	95	92	41	(1)
Males.....		53	61	58	65	81	86	76	75	88	77	82	80	35	(1)
Females.....		9	9	10	11	11	11	12	11	15	14	13	12	6	(1)
Construction, n. o. c.....	1,829	52	60	58	57	55	69	87	66	82	82	70	53	35	(1)
Males.....		52	60	58	57	55	69	87	66	86	86	70	53	35	(1)
Manufactures	9,125	6,722	6,753	6,842	6,940	6,986	7,053	7,108	7,137	7,117	7,075	7,146	7,149	427	6.0
Males.....		5,605	5,654	5,710	5,774	5,831	5,896	5,936	5,949	5,946	5,878	5,923	5,894	344	5.8
Females.....		1,117	1,099	1,132	1,166	1,155	1,157	1,172	1,188	1,171	1,197	1,223	1,255	156	12.4
Chemicals and allied products.....	392	336	346	361	367	359	359	350	346	361	351	357	354	31	8.4
Males.....		319	330	343	347	340	340	331	327	342	333	339	336	28	8.1
Females.....		17	16	18	20	19	19	19	19	19	18	18	18	4	(1)

Paint and varnish.....	91	122	126	128	132	135	137	142	142	139	135	133	133	20	14.1
Males.....		107	112	113	115	119	121	126	126	123	120	118	118	19	15.1
Females.....		15	14	15	17	16	16	16	16	16	15	15	15	3	(1)
Patent medicines and drug compounds, including drug grinding.....	54	113	117	127	126	113	112	102	96	113	108	113	117	31	24.4
Males.....		113	117	127	126	113	112	102	96	113	108	113	117	31	24.4
Petroleum refining.....	29	60	62	64	65	67	68	65	67	70	69	70	65	10	(1)
Males.....		60	62	64	65	67	68	65	67	70	69	70	65	10	(1)
Chemicals and allied products, n. o. c.....	218	41	41	42	44	44	42	41	41	39	39	41	39	5	(1)
Males.....		39	39	39	41	41	39	38	38	36	36	38	36	5	(1)
Females.....		2	2	3	3	3	3	3	3	3	3	3	3	1	(1)
Food and kindred products.....	1,366	3,197	3,207	3,255	3,306	3,334	3,397	3,427	3,463	3,438	3,418	3,465	3,456	268	7.7
Males.....		2,456	2,483	2,513	2,530	2,530	2,612	2,633	2,655	2,653	2,609	2,642	2,615	199	7.5
Females.....		741	724	742	776	781	785	794	808	785	809	823	841	117	13.9
Bakery products.....	421	2,090	2,087	2,108	2,136	2,157	2,197	2,209	2,240	2,242	2,244	2,277	2,264	190	8.3
Males.....		1,594	1,600	1,614	1,617	1,634	1,674	1,681	1,706	1,716	1,693	1,707	1,705	122	7.1
Females.....		496	487	494	519	523	523	528	534	526	551	570	559	83	14.6
Confectionery.....	111	252	246	257	262	258	260	259	264	257	259	256	283	37	13.1
Males.....		55	55	55	55	54	56	58	57	56	57	57	56	4	(1)
Females.....		197	191	202	207	204	204	201	207	201	202	199	227	36	15.9
Dairy products and ice cream.....	256	342	361	370	396	411	424	444	443	417	396	404	389	102	23.0
Males.....		304	324	334	356	367	376	389	386	369	350	360	344	85	21.9
Females.....		38	37	36	40	44	48	55	57	48	46	44	45	21	(1)
Slaughtering and meat packing.....	152	395	395	402	392	390	396	400	400	403	401	414	406	24	5.8
Males.....		386	387	393	383	381	387	391	391	394	392	405	397	24	5.9
Females.....		9	8	9	9	9	9	9	9	9	9	9	9	1	(1)
Food and kindred products, n. o. c.....	426	118	118	118	120	118	120	115	116	119	118	114	114	6	5.0
Males.....		117	117	117	119	117	119	114	115	118	117	113	113	6	5.0
Females.....		1	1	1	1	1	1	1	1	1	1	1	1		
Iron and steel and their products.....	1,673	430	438	439	446	449	443	456	455	460	457	465	460	35	7.5
Males.....		401	407	407	415	419	419	427	426	431	428	435	430	34	7.8
Females.....		29	31	32	31	30	29	29	29	29	29	30	30	3	(1)
Foundry and machine-shop products.....	1,104	240	245	242	242	244	242	246	244	246	244	250	248	10	4.0
Males.....		219	222	218	219	222	221	225	223	225	222	227	225	9	4.0
Females.....		21	23	24	23	22	21	21	21	21	22	23	23	3	(1)
Stoves and furnaces.....	87	66	66	65	69	68	68	67	65	68	68	71	68	6	(1)
Males.....		65	65	64	68	67	67	66	64	67	68	71	68	7	(1)
Females.....		1	1	1	1	1	1	1	1	1	1	1	1		
Iron and steel and their products, n. o. c.....	482	124	127	132	135	137	138	143	146	146	145	144	144	22	15.1
Males.....		117	120	125	128	130	131	136	139	139	138	137	137	22	15.8
Females.....		7	7	7	7	7	7	7	7	7	7	7	7		
Leather and its finished products.....	138	55	52	52	52	52	54	53	52	52	55	61	70	18	(1)
Males.....		44	43	43	43	44	44	44	43	43	45	48	48	5	(1)
Females.....		11	9	9	9	8	10	9	9	9	10	13	22	14	(1)
Liquors and beverages.....	140	124	124	129	139	149	157	164	167	158	143	129	118	49	29.3
Males.....		122	122	125	135	146	154	161	164	155	141	127	116	48	29.3
Females.....		2	2	4	4	3	3	3	3	2	2	2	2	1	(1)
Mineral waters and beverages.....	136	122	122	127	137	147	155	162	165	156	141	127	116	49	29.7
Males.....		122	122	125	135	146	154	161	161	155	141	127	116	49	29.3
Females.....				2	2	1	1	1	1	1	1	1	1	1	(1)

¹ Not computed owing to small number represented.

TABLE A.—Fluctuation in employment in industries other than mining and quarrying in Ohio, 1914 to 1929, by occupation group, industry, and sex—Continued

1924: SALESPeOPLE (NOT TRAVELING)—Continued

Industry and sex	Number of establishments reporting	Number employed on the 15th of each month												Variation from maximum		
		January	February	March	April	May	June	July	August	September	October	November	December	Number	Per cent	
Manufactures—Continued.																
Liquors and beverages—Continued.																
Liquors and beverages, n. o. c.	4	2	2	2	2	2	2	2	2	2	2	2	2	2	2	2
Females		2	2	2	2	2	2	2	2	2	2	2	2	2	2	2
Lumber and its products	1,130	256	260	258	258	256	257	262	264	260	258	261	261	261	8	3.0
Males		245	249	247	247	247	248	253	255	251	249	251	251	10	3.9	
Females		11	11	11	11	9	9	9	9	9	9	10	10	2	(¹)	
Saw-mill and planing-mill products	707	173	175	173	174	174	176	179	182	179	179	181	182	9	4.9	
Males		173	175	173	174	174	176	179	182	179	179	181	182	9	4.9	
Lumber and its products, n. o. c.	423	83	85	85	84	82	81	83	82	81	79	80	79	6	(¹)	
Males		72	74	74	73	73	72	74	73	72	70	70	69	5	(¹)	
Females		11	11	11	11	9	9	9	9	9	9	10	10	2	(¹)	
Metals and metal products, other than iron and steel	471	106	105	107	108	109	105	109	109	111	113	112	112	8	7.1	
Males		99	98	100	101	102	98	102	102	104	106	104	104	8	7.5	
Females		7	7	7	7	7	7	7	7	7	7	8	8	1	(¹)	
Paper and printing	980	1,343	1,331	1,323	1,342	1,354	1,365	1,372	1,368	1,354	1,353	1,377	1,399	76	5.4	
Males		1,180	1,175	1,170	1,186	1,200	1,206	1,207	1,208	1,196	1,193	1,213	1,229	59	4.8	
Females		163	156	153	156	154	159	165	160	158	160	164	170	17	10.0	
Printing and publishing	723	1,195	1,182	1,175	1,193	1,206	1,215	1,222	1,217	1,201	1,204	1,228	1,251	76	6.1	
Males		1,058	1,052	1,048	1,063	1,078	1,083	1,084	1,084	1,070	1,071	1,091	1,108	60	5.4	
Females		137	130	127	130	128	132	138	133	131	133	137	143	16	11.2	
Paper and printing, n. o. c.	257	148	149	148	149	148	150	150	151	153	149	149	148	5	3.3	
Males		122	123	122	123	122	123	123	124	126	122	122	121	5	4.0	
Females		26	26	26	26	26	27	27	27	27	27	27	27	1	(¹)	
Rubber products	120	92	94	95	88	90	92	98	98	101	102	105	101	17	(¹)	
Males		71	72	73	65	67	69	73	74	76	76	76	72	11	(¹)	
Females		21	22	22	23	23	23	25	24	25	26	29	29	8	(¹)	
Tires and tubes	63	82	84	85	78	80	81	87	87	90	91	95	91	17	(¹)	
Males		62	63	64	56	58	59	63	64	66	66	67	63	11	(¹)	
Females		20	21	21	22	22	22	24	23	24	25	28	28	8	(¹)	
Rubber products, n. o. c.	57	10	10	10	10	10	11	11	11	11	11	10	10	1	(¹)	
Males		9	9	9	9	9	10	10	10	10	10	9	9	1	(¹)	
Females		1	1	1	1	1	1	1	1	1	1	1	1	1	(¹)	
Stone, clay, and glass products	711	89	90	90	93	94	93	96	94	94	97	97	96	8	(¹)	
Males		74	75	76	80	80	80	83	81	81	83	83	82	9	(¹)	
Females		15	15	14	13	14	13	13	13	13	14	14	14	2	(¹)	

Textiles.....	687	268	275	308	311	302	286	283	286	290	291	287	287	43	13.8
Males.....		237	238	266	269	264	254	252	250	247	250	248	249	32	11.9
Females.....		31	37	42	42	38	32	31	36	43	41	39	38	12	(1)
Awnings, tents, and sails, including auto fabrics.....	38	44	44	72	71	66	60	59	56	56	56	56	55	28	(1)
Males.....		44	44	72	71	66	60	59	56	56	56	56	55	28	(1)
Females.....		56	58	57	63	65	62	59	59	62	60	60	65	9	(1)
Males.....		55	56	55	61	63	60	57	57	57	60	58	61	8	(1)
Females.....		1	2	2	2	2	2	2	2	2	2	2	4	3	(1)
Millinery and lace goods, including artificial flowers and feathers.....	29	55	61	65	64	59	55	57	61	67	64	62	59	12	(1)
Males.....		34	34	34	34	33	32	34	34	34	34	34	34	2	(1)
Females.....		21	27	31	30	26	23	23	27	33	30	28	25	12	(1)
Textiles, n. o. c.....	622	113	112	114	113	112	109	108	110	108	109	109	108	6	5.3
Males.....		104	104	105	103	102	102	102	103	100	100	100	99	6	5.7
Females.....		9	8	9	10	10	7	6	7	8	9	9	9	4	(1)
Vehicles.....	328	93	95	96	97	94	97	96	94	98	102	100	102	9	(1)
Males.....		80	81	81	81	81	84	83	81	85	88	86	88	8	(1)
Females.....		13	14	15	16	13	13	13	13	13	14	14	14	3	(1)
Automobiles and parts.....	195	75	77	77	77	74	76	75	73	77	81	79	81	8	(1)
Males.....		64	65	64	63	65	64	62	66	69	67	67	69	7	(1)
Females.....		11	12	13	14	11	11	11	11	11	12	12	12	3	(1)
Vehicles, n. o. c.....	133	18	18	19	20	20	21	21	21	21	21	21	21	3	(1)
Males.....		16	16	17	18	18	19	19	19	19	19	19	19	3	(1)
Females.....		2	2	2	2	2	2	2	2	2	2	2	2		(1)
Miscellaneous manufactures.....	798	313	316	309	313	324	323	322	321	320	315	310	313	15	4.6
Males.....		257	261	255	255	268	268	267	263	262	257	251	254	17	6.3
Females.....		56	55	54	58	56	55	55	58	58	58	59	59	5	(1)
Manufactures, n. o. c.....	191	20	20	20	20	20	20	20	20	20	20	20	20		(1)
Males.....		20	20	20	20	20	20	20	20	20	20	20	20		(1)
Service.....	4,233	3,210	3,305	3,452	3,581	3,633	3,654	3,650	3,617	3,479	3,425	3,350	3,341	444	12.2
Males.....		2,877	2,973	3,122	3,248	3,301	3,301	3,306	3,264	3,149	3,096	3,025	3,002	429	13.0
Females.....		333	332	330	333	332	353	344	353	330	329	325	339	28	7.9
Advertising.....	57	68	69	67	67	69	71	71	72	72	76	75	75	9	(1)
Males.....		68	69	67	67	69	71	71	72	72	76	75	75	9	(1)
Bowling alleys and parks.....	116	3	2	3	2	2	68	99	116	27	4	3	7	114	(1)
Males.....		3	2	3	2	2	45	68	80	18	3	3	7	78	(1)
Females.....							13	45	80	18	3	3	7	78	(1)
Garages.....	1,062	2,383	2,478	2,630	2,757	2,794	2,764	2,746	2,691	2,627	2,583	2,510	2,477	411	14.7
Males.....		2,378	2,473	2,625	2,750	2,788	2,768	2,740	2,685	2,622	2,578	2,502	2,470	410	14.7
Females.....		5	5	5	7	6	6	6	6	5	5	8	7	3	(1)
Hospitals.....	125	60	60	58	62	57	59	58	60	60	60	60	60	5	(1)
Males.....		6	6	6	6	6	6	6	6	6	6	6	6	5	(1)
Females.....		54	54	52	56	51	53	52	54	54	54	54	54	5	(1)
Hotels.....	390	64	63	63	63	64	67	64	74	73	73	70	78	15	(1)
Males.....		31	29	30	30	31	35	35	37	36	35	36	37	8	(1)
Females.....		33	34	33	33	33	32	29	37	37	38	34	41	12	(1)
Laundries and dry cleaners.....	344	281	284	287	294	292	294	292	291	293	293	291	294	13	4.4
Males.....		250	253	253	259	257	258	257	257	258	258	258	262	12	4.6
Females.....		31	31	34	35	35	36	35	34	35	35	33	32	5	(1)

1 Not computed owing to small number represented.

TABLE A.—Fluctuation in employment in industries other than mining and quarrying in Ohio, 1914 to 1929, by occupation group, industry, and sex—Continued

1924: SALESPeOPLE (NOT TRAVELING)—Continued

Industry and sex	Number of establishments reporting	Number employed on the 15th of each month												Variation from maximum		
		January	February	March	April	May	June	July	August	September	October	November	December	Number	Per cent	
Service—Continued.																
Restaurants.....	615	223	221	218	207	209	212	198	194	203	201	196	203	29	13.0	
Males.....		71	70	69	62	68	63	61	61	68	65	64	63	10	(1)	
Females.....		152	151	149	145	141	149	137	133	135	136	132	140	20	13.2	
Service, n. o. c.....	1,524	128	128	126	129	126	119	122	119	124	135	145	147	28	19.0	
Males.....		70	71	69	72	69	65	68	66	69	75	81	82	17	(1)	
Females.....		58	57	57	57	57	54	54	53	55	60	64	65	12	(1)	
Trade, retail and wholesale.	7,680	47,736	47,946	49,348	50,643	49,279	49,043	48,378	47,727	49,345	50,153	52,338	60,421	12,694	21.0	
Males.....		22,973	23,076	23,252	23,711	23,682	23,765	23,694	23,625	23,944	24,084	24,479	25,774	2,801	10.9	
Females.....		24,763	24,770	26,096	26,932	25,597	25,278	24,684	24,102	25,401	26,069	27,859	34,647	10,543	30.4	
Offices.....	982	1,375	1,405	1,420	1,471	1,495	1,501	1,508	1,497	1,477	1,466	1,471	1,483	133	8.8	
Males.....		1,349	1,377	1,390	1,427	1,451	1,462	1,471	1,463	1,443	1,429	1,431	1,445	122	8.3	
Females.....		26	28	30	44	44	39	37	34	34	37	40	38	16	(1)	
Retail delivery, milk, ice, and water.....	92	40	50	51	50	49	48	46	54	52	54	56	56	10	(1)	
Males.....		44	45	46	45	45	44	42	50	48	50	52	52	10	(1)	
Females.....		5	5	5	5	4	4	4	4	4	4	4	4	1	(1)	
Stores, retail and wholesale.....	5,666	45,950	46,028	47,518	48,747	47,358	47,089	46,439	45,800	47,424	48,244	50,423	58,506	12,706	21.7	
Males.....		21,227	21,300	21,466	21,872	21,813	21,862	21,804	21,746	22,073	22,229	22,620	23,914	2,687	11.2	
Females.....		24,723	24,728	26,052	26,875	25,540	25,227	24,635	24,054	25,351	26,015	27,803	34,592	10,538	30.5	
Yards, lumber, coal, and scrap.....	949	362	363	359	375	382	405	385	376	392	389	388	376	46	11.4	
Males.....		353	354	350	367	373	397	377	366	380	376	376	363	47	11.8	
Females.....		9	9	9	8	9	8	8	10	12	13	12	13	5	(1)	
Transportation and public utilities.	1,271	399	441	431	443	437	457	455	457	447	457	462	468	69	14.7	
Males.....		387	424	420	432	426	444	442	443	432	442	447	454	67	14.8	
Females.....		12	17	11	11	11	13	13	14	15	15	15	14	6	(1)	
Electric light and power.....	123	305	344	334	345	340	358	357	354	345	354	357	362	57	15.7	
Males.....		294	328	324	335	330	346	345	341	331	340	343	349	55	15.8	
Females.....		11	16	10	10	10	12	12	13	14	14	14	13	6	(1)	
Electric railroads.....	54	61	64	64	64	65	67	67	71	71	71	71	71	10	(1)	
Males.....		60	63	63	63	64	66	66	70	70	70	70	70	10	(1)	
Females.....		1	1	1	1	1	1	1	1	1	1	1	1	1	(1)	
Transportation and public utilities, n. o. c.....	1,094	33	33	33	34	32	32	31	32	31	32	34	35	4	(1)	
Males.....		33	33	33	34	32	32	31	32	31	32	34	35	4	(1)	
Industries, n. o. c.	25	4	4	4	4	4	4	4	4	4	4	4	4	4		
Males.....		4	4	4	4	4	4	4	4	4	4	4	4	4		

1 Not computed owing to small number represented.

TABLE A.—Fluctuation in employment in industries other than mining and quarrying in Ohio, 1914 to 1929, by occupation group, industry, and sex—Continued

1925: WAGE EARNERS

Industry and sex	Number of establishments reporting	Number employed on the 15th of each month												Variation from maximum	
		January	February	March	April	May	June	July	August	September	October	November	December	Number	Per cent
ALL INDUSTRIES	33, 443	849, 750	860, 246	881, 385	905, 831	922, 221	930, 942	930, 565	939, 039	955, 198	960, 690	944, 680	928, 015	110, 940	11. 5
Male.....		705, 359	712, 595	732, 006	755, 710	771, 062	779, 635	782, 606	787, 989	797, 275	800, 114	785, 120	771, 525	94, 755	11. 8
Females.....		144, 391	147, 651	149, 379	150, 121	151, 159	151, 307	147, 959	151, 050	157, 923	160, 576	159, 560	156, 490	16, 185	10. 1
Agriculture	910	4, 466	4, 524	5, 188	6, 385	6, 424	6, 808	7, 062	7, 127	6, 724	6, 445	5, 888	5, 197	3, 036	40. 5
Male.....		4, 212	4, 270	4, 899	5, 921	5, 960	6, 369	6, 981	6, 739	6, 313	6, 100	5, 580	4, 940	2, 769	39. 7
Females.....		254	254	289	464	464	434	452	388	411	345	308	257	267	51. 2
Dairy farming.....	44	411	409	419	411	415	448	448	459	491	455	425	427	82	16. 7
Male.....		398	397	405	397	400	433	433	445	477	440	410	413	80	16. 8
Females.....		13	12	14	14	15	15	15	14	14	15	15	14	3	(1)
Florists, fruit growers, and nurserymen.....	235	2, 174	2, 230	2, 560	3, 553	3, 539	3, 622	3, 802	3, 526	3, 226	3, 162	2, 959	2, 513	1, 628	42. 8
Male.....		1, 982	2, 033	2, 331	3, 164	3, 158	3, 282	3, 376	3, 224	2, 936	2, 921	2, 728	2, 315	1, 394	41. 3
Females.....		192	197	229	389	381	340	426	302	290	241	231	198	234	54. 9
General farming.....	488	1, 754	1, 732	2, 061	2, 274	2, 340	2, 608	2, 904	2, 713	2, 720	2, 623	2, 303	2, 069	1, 172	40. 4
Male.....		1, 705	1, 687	2, 015	2, 213	2, 272	2, 529	2, 824	2, 641	2, 613	2, 534	2, 241	2, 024	1, 137	40. 3
Females.....		49	45	46	61	68	79	80	72	107	89	62	45	62	57. 9
Operating farm machinery, not by farmers.....	143	127	153	148	147	130	125	348	429	287	205	201	188	302	70. 4
Male.....		127	153	148	147	130	125	348	429	287	205	201	188	302	70. 4
Construction	8, 407	48, 676	50, 129	56, 207	69, 275	78, 533	84, 554	87, 522	87, 606	84, 699	83, 187	74, 208	66, 292	38, 930	44. 4
Male.....		48, 546	49, 997	65, 085	69, 138	78, 381	84, 402	87, 349	87, 441	84, 512	83, 009	74, 035	66, 148	38, 895	44. 5
Females.....		130	132	122	137	152	152	173	165	187	178	173	144	65	34. 8
Brick, stone, and cement work; mantel setting.....	775	3, 835	4, 070	5, 057	6, 642	7, 159	7, 789	8, 492	8, 343	7, 885	7, 744	6, 558	5, 653	4, 657	54. 8
Male.....		3, 833	4, 068	5, 055	6, 640	7, 157	7, 787	8, 490	8, 341	7, 883	7, 743	6, 556	5, 651	4, 657	54. 9
Females.....		2	2	2	2	2	2	2	2	2	2	2	2	1	(1)
Electrical contracting.....	331	2, 616	2, 561	2, 541	2, 484	2, 603	2, 671	2, 762	2, 801	2, 808	2, 755	2, 697	2, 757	324	11. 5
Male.....		2, 613	2, 559	2, 539	2, 482	2, 601	2, 669	2, 758	2, 794	2, 803	2, 752	2, 693	2, 753	321	11. 5
Females.....		3	2	2	2	2	2	4	7	5	4	4	4	5	(1)
Erecting or installing machinery.....	152	603	629	663	632	696	630	642	753	679	629	623	602	151	20. 1
Male.....		602	628	662	631	695	629	641	752	678	625	619	598	154	20. 5
Females.....		1	1	1	1	1	1	1	1	1	4	4	4	3	(1)
General contracting, including wrecking.....	3, 180	20, 396	21, 704	23, 827	28, 000	31, 268	32, 964	33, 221	32, 954	32, 272	32, 214	29, 442	27, 881	12, 825	38. 6
Male.....		20, 374	21, 680	23, 804	27, 977	31, 244	32, 938	33, 181	32, 907	32, 231	32, 177	29, 412	27, 852	12, 807	38. 6
Females.....		22	24	23	23	24	26	40	47	41	37	30	29	25	(1)

1 Not computed owing to small number represented.

TABLE A.—Fluctuation in employment in industries other than mining and quarrying in Ohio, 1914 to 1929, by occupation group, industry, and sex—Continued

1925: WAGE EARNERS—Continued

Industry and sex	Number of establishments reporting	Number employed on the 15th of each month												Variation from maximum	
		January	February	March	April	May	June	July	August	September	October	November	December	Number	Per cent
Construction—Continued.															
Oil, gas, and water, drilling or producing	651	4,035	4,008	4,336	4,501	4,276	4,610	4,891	4,737	4,763	4,752	4,814	4,579	883	18.1
Males		4,032	4,005	4,333	4,498	4,273	4,607	4,888	4,734	4,760	4,749	4,811	4,576	883	18.1
Females		3	3	3	3	3	3	3	3	3	3	3	3		
Painting and decorating	804	1,863	2,279	3,014	3,896	4,327	4,183	3,964	3,875	3,555	3,255	2,768	2,327	2,464	56.9
Males		1,825	2,240	2,974	3,844	4,277	4,146	3,927	3,842	3,516	3,211	2,720	2,276	2,452	57.3
Females		38	39	40	42	50	37	37	33	39	44	48	51	(1)	
Plastering, including lathing	273	1,417	1,583	1,768	1,918	2,009	2,037	2,017	2,088	2,091	1,929	1,600	1,500	674	32.2
Males		1,417	1,583	1,768	1,918	2,009	2,037	2,017	2,088	2,091	1,929	1,600	1,500	674	32.2
Plumbing and steam fitting	649	4,493	4,450	4,503	4,552	4,705	4,744	4,958	4,980	5,018	5,101	4,993	4,896	651	12.8
Males		4,490	4,447	4,500	4,549	4,702	4,741	4,955	4,977	5,015	5,098	4,990	4,893	651	12.8
Females		3	3	3	3	3	3	3	3	3	3	3	3		
Sand and gravel excavating	124	699	805	930	1,103	1,241	1,306	1,337	1,305	1,324	1,349	1,250	1,012	650	48.2
Males		699	805	930	1,103	1,241	1,306	1,337	1,305	1,324	1,349	1,250	1,012	650	48.2
Sheet-metal work and roofing	403	2,395	2,341	2,322	2,425	2,731	2,772	2,821	2,836	3,036	3,156	3,133	3,001	834	26.4
Males		2,374	2,322	2,313	2,400	2,710	2,748	2,796	2,829	3,001	3,131	3,105	2,994	818	26.1
Females		21	19	9	16	21	24	25	7	35	25	28	7	28	(1)
Street, road, and sewer contracting	965	5,621	5,092	6,629	12,496	16,829	20,078	21,693	22,096	20,404	19,889	15,425	11,239	17,004	77.0
Males		5,585	5,054	6,591	12,452	16,784	20,025	21,536	22,035	20,347	19,333	15,375	11,199	16,981	77.1
Females		36	38	38	44	45	53	57	61	57	56	50	40	25	(1)
Ventilating and heating	85	638	538	534	560	614	649	659	697	678	624	524	477	300	36.0
Males		637	537	533	559	613	648	658	696	677	623	523	476	300	36.0
Females		1	1	1	1	1	1	1	1	1	1	1	1		
Construction, n. o. c.	15	65	69	83	76	75	121	165	141	96	80	81	68	100	60.6
Males		65	69	83	76	75	121	165	141	96	80	81	68	100	60.6
Fisheries	23	218	214	270	351	398	347	347	329	328	318	312	279	184	46.2
Males		217	213	269	350	397	346	346	328	327	317	311	218	184	46.3
Females		1	1	1	1	1	1	1	1	1	1	1	1		
Manufactures	9,502	622,305	631,126	642,734	646,502	650,556	649,030	645,689	652,562	669,969	675,957	672,229	664,670	53,652	7.9
Males		527,039	532,565	543,221	547,487	551,224	550,518	548,898	552,404	564,140	568,295	565,591	561,902	41,256	7.3
Females		95,266	98,561	99,513	99,015	99,332	98,512	96,791	100,158	105,829	107,662	106,638	102,768	12,396	11.5
Chemicals and allied products	412	18,259	18,732	19,311	19,789	19,313	19,338	19,355	19,250	20,419	19,400	19,170	18,952	2,160	10.6
Males		16,512	16,914	17,448	17,940	17,528	17,719	17,725	17,638	18,679	17,543	17,339	17,226	2,167	11.6
Females		1,747	1,818	1,863	1,849	1,785	1,619	1,610	1,612	1,740	1,857	1,834	1,726	258	13.8

Baking powder and yeast.....	12	179	233	232	204	186	155	170	154	149	157	159	167	84	36.1
Males.....		85	101	103	100	90	82	92	85	83	83	84	87	21	20.4
Females.....		94	132	129	104	96	73	78	69	66	74	75	80	66	50.0
Chemicals, acids, and wood distillation.....	63	3,639	3,769	3,791	3,809	3,998	4,099	4,053	3,876	3,826	3,967	3,940	3,954	460	11.2
Males.....		3,615	3,745	3,767	3,784	3,972	4,074	4,028	3,851	3,799	3,941	3,915	3,929	459	11.3
Females.....		24	24	24	25	26	25	25	25	27	26	25	25	3	(1)
Dyestuffs and extracts.....	4	380	388	392	363	354	349	284	275	286	297	321	343	117	29.8
Males.....		372	381	385	356	347	342	277	267	278	289	313	336	118	30.6
Females.....		8	7	7	7	7	7	7	8	8	8	8	7	1	(1)
Explosives.....	9	205	208	206	193	191	198	199	203	210	214	213	210	23	10.7
Males.....		205	208	206	193	191	198	199	203	210	214	213	210	23	10.7
Fertilizers, tankage.....	34	1,225	1,231	1,491	1,868	1,263	1,246	1,343	1,574	2,563	1,235	1,151	1,157	1,412	55.1
Males.....		1,223	1,229	1,489	1,866	1,261	1,244	1,341	1,572	2,561	1,233	1,149	1,155	1,412	55.1
Females.....		2	2	2	2	2	2	2	2	2	2	2	2		
Ink, printing and writing.....	15	398	412	427	433	435	437	449	451	439	455	459	465	67	14.4
Males.....		383	393	403	409	412	415	423	420	412	423	439	450	67	14.9
Females.....		15	19	25	24	23	22	26	31	27	32	20	15	16	(1)
Oil, linseed, lubricating, and cottonseed, and oil cake.....	15	256	257	271	270	272	271	274	267	267	278	283	279	27	9.5
Males.....		256	256	270	270	272	271	274	267	266	277	282	278	26	9.2
Females.....		1	1	1						1	1	1	1	1	(1)
Paint and varnish.....	92	3,345	3,535	3,657	3,739	3,677	3,613	3,514	3,467	3,511	3,523	3,506	3,474	394	10.5
Males.....		3,090	3,246	3,366	3,439	3,371	3,327	3,244	3,204	3,242	3,255	3,241	3,217	349	10.1
Females.....		255	289	291	300	306	286	270	263	269	268	265	257	51	16.7
Patent medicines and drug compounds, including drug grinding.....	64	1,343	1,372	1,376	1,380	1,291	1,181	1,182	1,219	1,288	1,339	1,329	1,301	199	14.4
Males.....		692	704	709	698	657	643	658	672	663	672	672	672	66	9.3
Females.....		651	668	667	682	635	524	539	561	616	676	657	629	158	23.2
Petroleum refining.....	34	3,304	3,305	3,392	3,545	3,696	3,729	3,800	3,735	3,678	3,517	3,336	3,253	547	14.4
Males.....		3,286	3,287	3,374	3,526	3,672	3,708	3,779	3,715	3,660	3,497	3,317	3,236	543	14.4
Females.....		18	18	18	19	24	21	21	20	18	20	19	17	7	(1)
Salt.....	5	705	690	687	641	627	672	690	723	756	785	724	653	158	20.1
Males.....		622	602	600	562	549	590	605	644	658	683	632	567	134	19.6
Females.....		83	88	87	79	78	82	85	84	98	102	92	86	24	23.5
Soap, candles, grease, and tallow.....	48	3,136	3,242	3,284	3,195	3,183	3,255	3,220	3,149	3,290	3,489	3,608	3,545	472	13.1
Males.....		2,575	2,653	2,666	2,631	2,635	2,708	2,722	2,632	2,722	2,875	2,974	2,969	399	13.4
Females.....		561	589	568	564	548	547	514	517	568	614	634	576	120	18.9
Chemicals and allied products, n. o. c.....	17	160	157	171	166	157	150	174	169	176	166	166	171	26	14.8
Males.....		124	126	127	123	117	120	131	137	136	132	133	140	23	16.4
Females.....		36	31	44	43	40	30	43	32	40	34	33	31	13	(1)
Food and kindred products.....	1,433	27,705	27,530	27,264	26,982	27,913	30,593	29,324	31,865	31,157	32,155	31,219	30,376	10,175	27.4
Males.....		21,857	21,584	21,515	21,416	22,042	24,013	23,329	24,717	27,556	24,193	24,214	23,691	6,140	22.3
Females.....		5,848	5,946	5,749	5,566	5,871	6,580	5,995	7,148	9,601	7,962	7,005	6,685	4,035	42.0
Bakery products.....	451	7,652	7,702	7,713	7,561	7,719	7,998	8,049	7,932	8,065	7,988	7,937	7,849	504	6.1
Males.....		5,773	5,783	5,801	5,706	5,735	5,885	6,007	5,958	6,007	5,969	5,953	5,919	301	5.0
Females.....		1,879	1,919	1,912	1,855	1,984	2,113	2,042	1,974	2,058	2,019	1,984	1,930	258	12.2
Canning and preserving.....	89	608	660	731	762	1,067	2,405	1,530	3,725	7,746	2,553	1,274	838	7,138	92.2
Males.....		398	427	464	531	711	1,634	954	2,265	4,760	1,384	814	547	4,262	91.6
Females.....		210	233	267	231	356	771	576	1,460	2,986	1,169	460	291	2,776	93.0

1 Not computed owing to small number represented.

TABLE A.—Fluctuation in employment in industries other than mining and quarrying in Ohio, 1914 to 1929, by occupation group, industry, and sex—Continued

1925: WAGE EARNERS—Continued

Industry and sex	Number of establishments reporting	Number employed on the 15th of each month												Variation from maximum	
		Janu-ary	Febru-ary	March	April	May	June	July	August	Sep-tember	October	Novem-ber	Decem-ber	Number	Per cent
		Manufactures—Continued.													
Food and kindred products—Continued.															
Coffee, spices, and peanuts, roasting and grinding.....	42	994	1,016	992	1,001	1,017	1,060	1,068	1,074	1,158	1,162	1,142	1,127	170	14.6
Males.....		552	560	563	553	560	579	569	574	608	610	593	590	58	9.5
Females.....		442	456	429	448	457	481	499	500	550	552	549	537	123	22.3
Confectionery.....	105	3,163	3,220	3,006	2,876	2,904	2,924	2,667	3,120	3,773	4,281	4,157	4,098	1,614	37.7
Males.....		1,273	1,282	1,233	1,184	1,190	1,194	1,144	1,263	1,443	1,518	1,494	1,457	374	24.6
Females.....		1,890	1,938	1,773	1,692	1,714	1,730	1,523	1,857	2,330	2,763	2,663	2,641	1,240	44.9
Cordials, sirups, and flavoring extracts.....	24	960	983	969	936	902	898	802	827	911	977	873	764	219	22.3
Males.....		577	572	568	554	554	550	533	549	574	583	556	516	67	11.5
Females.....		383	411	401	382	348	348	269	278	337	394	316	248	163	39.7
Dairy products and ice cream.....	280	5,146	5,160	5,303	5,601	6,021	6,788	6,687	6,440	6,227	5,814	5,624	5,477	1,642	24.2
Males.....		4,789	4,798	4,950	5,206	5,573	6,252	6,206	5,983	5,776	5,408	5,229	5,081	1,463	23.4
Females.....		357	362	353	395	448	536	481	457	451	406	395	396	183	34.1
Flour-mill and grist-mill products.....	238	1,913	1,901	1,866	1,784	1,763	1,801	1,819	1,939	1,844	1,826	1,842	1,878	176	9.2
Males.....		1,905	1,893	1,858	1,777	1,757	1,798	1,813	1,934	1,840	1,821	1,836	1,872	177	9.2
Females.....		8	8	8	7	6	6	6	5	4	4	5	6	4	(1)
Food preparations.....	23	1,160	1,140	1,120	1,031	1,007	1,024	1,052	1,152	1,144	1,092	1,078	1,150	133	13.2
Males.....		923	901	871	812	796	789	834	890	889	866	860	914	134	14.5
Females.....		237	239	249	219	211	235	248	262	255	226	218	236	51	19.5
Oleomargarine.....	4	170	151	150	150	154	153	145	149	162	163	178	180	35	19.4
Males.....		149	134	134	133	137	136	129	132	141	144	154	157	28	17.8
Females.....		17	17	16	17	17	17	16	17	21	19	24	23	8	(1)
Slaughtering and meat packing.....	163	5,253	5,236	5,036	4,841	4,930	5,061	5,045	5,035	5,075	5,210	5,304	5,357	712	12.8
Males.....		5,205	4,917	4,737	4,562	4,638	4,761	4,752	4,730	4,761	4,872	4,973	5,028	643	12.4
Females.....		348	319	299	279	292	300	293	305	314	338	331	329	69	18.8
Sugar.....	6	165	175	194	242	238	270	286	277	293	307	1,540	1,470	1,384	89.3
Males.....		164	174	193	241	237	269	265	276	297	296	1,537	1,459	1,373	89.3
Females.....		1	1	1	1	1	1	1	1	2	11	11	11	(1)	
Vinegar and cider.....	7	151	114	116	126	116	136	153	177	685	212	190	115	571	83.4
Males.....		80	72	78	86	80	95	112	145	393	153	146	70	321	81.7
Females.....		71	42	40	40	36	41	41	32	292	59	44	36	280	89.0
Food and kindred products, n. o. c.....	1	70	72	68	71	75	75	11	18	68	70	71	73	64	(1)
Males.....		69	71	67	71	74	74	11	18	67	69	70	72	63	(1)
Females.....		1	1	1	1	1	1	1	1	1	1	1	1	1	(1)

Iron and steel and their products	1,717	224,937	224,472	225,610	223,988	224,219	221,612	223,489	221,585	227,134	232,950	232,264	236,369	14,784	6.3
Males.....		218,641	218,089	219,111	217,402	217,652	215,072	217,086	215,171	220,240	225,606	224,942	229,248	14,171	6.2
Females.....		6,296	6,433	6,499	6,586	6,567	6,540	6,403	6,414	6,894	7,344	7,322	7,126	1,048	14.3
Blast-furnace products	26	6,320	6,135	6,084	5,820	5,817	5,762	5,827	5,767	5,714	5,927	5,981	5,913	606	9.6
Males.....		6,314	6,129	6,078	5,814	5,811	5,750	5,817	5,757	5,704	5,917	5,971	5,908	610	9.7
Females.....		6	6	6	6	6	12	10	10	10	10	10	6		(1)
Boiler and tanks	47	2,430	2,498	2,592	2,646	2,692	2,770	2,925	2,834	2,902	2,832	2,770	2,777	495	16.9
Males.....		2,362	2,428	2,513	2,566	2,611	2,677	2,820	2,732	2,783	2,698	2,622	2,635	458	16.2
Females.....		68	70	79	80	81	93	105	102	119	134	148	142	80	54.1
Bolts, nuts, washers, and rivets	29	5,014	5,147	5,198	5,308	5,268	5,266	5,163	5,161	5,347	5,629	5,620	5,513	615	10.9
Males.....		4,113	4,250	4,261	4,301	4,275	4,253	4,165	4,172	4,317	4,521	4,604	4,501	491	10.7
Females.....		901	897	937	1,007	993	1,013	998	989	1,030	1,108	1,016	1,012	211	19.0
Burial vaults, steel	8	219	241	242	229	224	226	214	197	221	237	240	252	55	21.8
Males.....		218	240	241	229	223	225	213	197	221	237	239	251	54	21.5
Females.....		1	1	1	1	1	1	1	1	1	1	1	1	1	(1)
Calculating machines	24	7,223	7,186	7,248	7,289	7,391	7,478	7,566	7,551	7,623	7,670	7,681	7,533	495	6.4
Males.....		6,543	6,514	6,577	6,604	6,694	6,786	6,846	6,882	6,901	6,959	6,968	6,874	454	6.5
Females.....		680	672	671	681	697	692	720	669	722	711	713	659	63	8.7
Cutlery and tools	68	3,510	3,766	3,669	3,696	3,637	3,674	3,425	3,630	3,725	3,843	3,875	3,893	468	12.0
Males.....		3,090	3,319	3,204	3,226	3,172	3,214	3,000	3,153	3,203	3,276	3,316	3,372	372	11.0
Females.....		420	447	465	470	465	460	425	477	522	567	559	521	147	25.9
Doors and shutters, iron and steel	8	668	650	644	651	644	675	689	699	704	707	715	711	71	9.9
Males.....		666	648	642	649	642	673	687	697	702	706	714	710	72	10.1
Females.....		2	2	2	2	2	2	2	2	2	1	1	1	1	(1)
Files	4	192	187	195	210	206	202	213	218	221	208	211	223	36	16.1
Males.....		176	170	177	192	188	183	192	197	200	188	194	201	31	15.4
Females.....		16	17	18	18	18	19	21	21	21	20	17	22	6	(1)
Forgings	37	4,577	4,618	4,779	4,827	5,232	5,346	5,336	5,253	5,447	5,398	5,405	5,402	870	16.0
Males.....		4,285	4,282	4,456	4,499	4,902	5,004	5,005	4,996	5,040	4,998	5,013	5,028	758	15.0
Females.....		292	336	323	328	330	342	331	257	407	400	392	374	115	28.3
Foundry and machine-shop products	1,143	79,267	80,794	81,569	82,034	82,204	81,866	82,594	82,092	83,425	85,553	85,776	87,945	8,678	9.9
Males.....		76,748	78,237	79,010	79,481	79,661	79,370	80,184	79,639	80,839	82,720	82,817	85,047	8,299	9.8
Females.....		2,519	2,557	2,559	2,553	2,496	2,410	2,453	2,458	2,586	2,833	2,959	2,898	549	18.6
Gas engines and tractors	21	1,807	1,967	1,940	2,015	2,123	2,124	2,114	2,135	2,007	2,128	2,150	2,159	352	16.3
Males.....		1,807	1,967	1,940	2,015	2,123	2,124	2,114	2,135	2,007	2,128	2,150	2,159	352	16.3
Nails and spikes, cut, wrought, and wire	4	451	458	442	364	304	312	298	296	310	317	395	427	162	35.4
Males.....		412	413	397	325	270	277	271	268	281	287	358	392	145	35.1
Females.....		39	45	45	39	34	35	27	28	29	30	37	35	18	(1)
Pipe, wrought	3	173	160	184	206	218	200	239	218	203	211	224	219	79	33.1
Males.....		173	160	184	206	218	200	239	218	203	211	224	219	79	33.1
Pumps and windmills	29	2,685	2,741	2,688	2,832	2,832	2,914	2,998	2,850	2,894	2,910	2,909	2,939	313	10.4
Males.....		2,675	2,726	2,731	2,678	2,822	2,904	2,988	2,840	2,885	2,898	2,897	2,927	313	10.5
Females.....		10	10	10	10	10	10	10	10	9	12	12	3		(1)
Safes and vaults	11	2,485	2,478	2,478	2,447	2,417	2,405	2,402	2,310	2,340	2,334	2,335	2,360	175	7.0
Males.....		2,482	2,475	2,475	2,444	2,414	2,402	2,398	2,307	2,337	2,331	2,332	2,357	175	7.1
Females.....		3	3	3	3	3	3	4	3	3	3	3	3		(1)
Saws	6	94	95	104	107	103	96	96	94	94	101	110	100	16	14.5
Males.....		94	95	104	107	103	96	96	94	94	101	110	109	16	14.5

¹ Not computed owing to small number represented.

TABLE A.—Fluctuation in employment in industries other than mining and quarrying in Ohio, 1914 to 1929, by occupation group, industry, and sex—Continued

1925: WAGE EARNERS—Continued

Industry and sex	Number of establishments reporting	Number employed on the 15th of each month												Variation from maximum	
		January	February	March	April	May	June	July	August	September	October	November	December	Number	Per cent
Manufactures—Continued.															
Iron and steel and their products—Continued.															
Scales and balances.....	3	435	496	522	509	529	514	534	584	593	619	616	605	134	21.6
Males.....		468	479	508	495	514	500	520	570	579	605	602	592	137	22.6
Females.....		17	17	14	14	15	14	14	14	14	14	14	13	4	(¹)
Screws, machine and wood.....	7	523	516	524	545	545	539	453	551	552	606	570	572	153	25.2
Males.....		333	323	314	335	330	329	295	333	342	346	346	352	57	16.2
Females.....		190	193	210	210	215	210	158	218	210	260	224	220	102	39.2
Sewing machines, cases, and attachments.....	3	1,034	1,073	1,092	1,109	1,118	1,149	1,150	1,162	1,178	1,179	1,154	1,163	145	12.3
Males.....		990	1,029	1,042	1,059	1,067	1,093	1,093	1,107	1,120	1,122	1,100	1,110	132	11.8
Females.....		44	44	50	50	51	56	57	55	58	57	54	53	14	(¹)
Springs, coil.....	17	297	344	336	330	348	355	332	330	349	388	413	402	116	28.1
Males.....		271	314	308	304	321	325	305	304	321	357	385	374	114	29.6
Females.....		26	30	28	26	27	30	27	26	28	31	28	28	5	(¹)
Springs, steel, car and carriage.....	8	362	393	409	463	454	431	408	414	398	453	456	460	101	21.8
Males.....		305	328	353	401	389	370	351	344	333	386	392	392	96	23.9
Females.....		57	65	56	62	65	61	57	70	65	67	64	68	12	(¹)
Steel works and rolling mills.....	68	82,809	79,999	80,118	78,725	79,119	76,672	78,590	76,677	80,136	81,750	80,464	82,803	6,137	7.4
Males.....		82,415	79,606	79,737	78,355	78,737	76,287	78,196	76,280	79,742	81,344	80,044	82,403	6,135	7.4
Females.....		394	393	381	370	382	385	394	397	394	406	420	400	50	11.9
Stoves and furnaces.....	84	9,135	9,634	9,428	9,271	8,851	8,820	8,380	8,742	9,039	9,756	10,230	9,512	1,850	18.1
Males.....		8,898	9,386	9,183	9,008	8,608	8,584	8,150	8,517	8,770	9,464	9,927	9,233	1,768	17.8
Females.....		237	248	245	263	243	236	221	225	269	292	303	279	82	27.1
Tin plate and terneplate.....	8	4,783	4,727	5,031	4,994	4,871	4,714	4,632	4,963	4,600	4,781	4,194	4,702	837	16.6
Males.....		4,630	4,582	4,859	4,820	4,691	4,558	4,452	4,779	4,418	4,598	4,066	4,530	803	16.5
Females.....		153	145	172	174	180	156	180	184	182	183	138	172	39	21.2
Wire.....	10	5,653	5,663	5,496	5,194	4,861	4,699	4,586	4,735	4,820	5,002	5,116	5,101	1,077	19.0
Males.....		5,515	5,525	5,372	5,077	4,750	4,586	4,468	4,618	4,703	4,890	5,004	4,985	1,057	19.1
Females.....		138	138	124	117	111	113	118	117	117	112	112	116	27	19.6
Wirework, wire rope, and cable.....	34	621	637	666	709	695	702	680	664	697	694	685	665	88	12.4
Males.....		558	565	594	634	636	641	624	609	633	631	622	605	83	12.9
Females.....		63	72	72	75	59	61	56	55	64	63	63	60	20	(¹)
Iron and steel and their products, n. o. c.....	7	2,120	1,974	1,879	1,602	1,516	1,701	1,645	1,458	1,595	1,717	1,969	2,009	662	31.2
Males.....		2,100	1,949	1,851	1,574	1,480	1,661	1,588	1,426	1,562	1,687	1,935	1,982	674	32.1
Females.....		20	25	28	28	36	40	57	32	33	30	34	27	37	(¹)

Leather and leather products.....	141	15,024	15,867	15,938	15,392	15,183	14,991	15,921	16,785	16,919	16,993	15,953	15,292	2,002	11.8
Males.....		9,024	9,311	9,394	9,124	8,916	8,886	9,375	9,795	9,876	9,945	9,449	9,079	1,059	10.6
Females.....		6,000	6,556	6,544	6,268	6,267	6,105	6,546	6,990	7,043	7,048	6,504	6,213	1,048	14.9
Boots, shoes, cut stock, and findings.....	61	12,278	13,125	13,206	12,698	12,536	12,388	13,331	14,080	14,113	14,177	13,161	12,515	1,899	13.4
Males.....		6,713	7,017	7,124	6,887	6,712	6,739	7,209	7,572	7,591	7,694	7,168	6,803	972	12.6
Females.....		5,565	6,108	6,082	5,807	5,824	5,649	6,122	6,508	6,522	6,483	5,993	5,712	927	14.7
Gloves and mittens, leather.....	3	217	223	223	220	219	218	215	212	216	223	222	226	14	6.2
Males.....		78	79	79	78	77	76	76	76	77	81	81	83		(1)
Females.....		139	144	144	142	142	142	139	135	139	142	141	143	9	6.3
Leather, tanned, curried, and finished.....	21	1,540	1,536	1,528	1,518	1,527	1,476	1,500	1,590	1,668	1,621	1,644	1,544	192	11.5
Males.....		1,469	1,467	1,454	1,441	1,453	1,401	1,417	1,475	1,532	1,468	1,469	1,471	131	8.6
Females.....		71	69	74	77	74	75	83	115	136	153	175	73	84	54.9
Saddlery and harness.....	14	360	345	321	304	278	288	282	279	284	294	312	312	82	22.3
Males.....		343	328	307	285	261	272	265	265	269	281	295	295	82	23.9
Females.....		17	17	14	19	17	16	17	14	15	13	17	17	6	(1)
Trunks and valises.....	17	263	261	266	270	248	249	239	236	231	251	257	251	39	14.4
Males.....		225	228	231	231	218	219	210	208	201	214	218	213	30	13.0
Females.....		38	33	35	39	30	30	29	28	30	37	39	38	11	(1)
Leather and leather products, n. o. c.....	25	366	377	394	386	375	372	354	388	407	427	457	444	103	22.5
Males.....		196	192	199	202	195	179	198	198	206	217	218	214	39	17.9
Females.....		170	185	195	184	180	193	156	190	201	210	239	230	83	34.7
Liquors and beverages.....	147	1,723	1,732	1,776	1,959	2,255	2,804	2,801	2,525	2,442	2,033	1,814	1,806	1,081	38.6
Males.....		1,667	1,656	1,730	1,907	2,203	2,725	2,697	2,451	2,396	1,963	1,748	1,727	1,069	39.2
Females.....		56	76	46	52	52	79	104	74	46	70	66	79	58	55.8
Malt.....	3	147	158	160	168	163	167	193	165	163	161	158	167	46	23.8
Males.....		137	139	141	144	142	144	160	148	146	143	143	147	23	14.4
Females.....		10	19	24	21	21	23	33	17	17	18	15	20	23	(1)
Mineral waters and beverages.....	141	1,568	1,566	1,608	1,783	2,084	2,629	2,600	2,358	2,265	1,859	1,648	1,631	1,063	40.4
Males.....		1,524	1,511	1,583	1,757	2,065	2,575	2,531	2,301	2,236	1,809	1,599	1,574	1,064	41.3
Females.....		44	55	25	26	29	54	69	57	29	50	49	57	44	5.7
Liquors and beverages, n. o. c.....	3	8	8	8	8	8	8	8	2	2	14	13	8	12	(1)
Males.....		2	2	2	2	2	2	2	2	2	14	11	8	12	(1)
Females.....		6	6	6	6	6	6	6	6	6	6	6	6	2	(1)
Lumber and its products.....	1,175	24,911	25,476	25,923	26,400	26,656	26,636	26,427	26,656	26,755	26,978	26,876	26,256	2,067	7.7
Males.....		23,831	23,799	24,082	24,622	24,921	24,918	24,663	24,901	25,014	25,159	25,059	24,512	1,828	7.3
Females.....		1,080	1,677	1,841	1,778	1,735	1,718	1,764	1,755	1,741	1,819	1,817	1,744	239	13.1
Baskets, wood, rattan, and willow.....	18	317	334	316	368	410	436	422	416	401	364	323	299	137	31.4
Males.....		195	200	188	224	247	263	247	243	250	224	195	187	76	28.9
Females.....		122	134	128	144	163	173	175	173	151	140	128	112	63	35.0
Boxes, cigar.....	19	369	346	310	292	299	317	330	322	332	360	365	317	78	21.1
Males.....		244	216	199	198	197	198	197	197	197	208	212	197	18	14.4
Females.....		125	130	111	94	102	119	133	125	135	152	153	120	60	24.6
Boxes and packing crates.....	38	1,136	1,191	1,221	1,209	1,227	1,253	1,305	1,205	1,207	1,231	1,254	1,291	169	13.0
Males.....		1,069	1,116	1,144	1,135	1,143	1,187	1,224	1,132	1,140	1,100	1,190	1,222	155	12.7
Females.....		67	75	77	74	84	66	81	73	67	71	64	69	20	(1)
Coffins and undertakers' goods.....	14	830	828	824	837	848	836	913	941	1,045	1,014	963	850	201	21.1
Males.....		690	693	687	694	701	693	766	799	891	859	814	796	204	22.9
Females.....		140	135	137	143	147	143	147	142	154	155	149	154	20	12.9
Cooperage and related goods.....	84	1,253	1,850	1,820	1,887	1,451	1,429	1,872	1,893	1,442	1,452	1,869	1,881	189	13.1
Males.....		1,190	1,269	1,233	1,303	1,335	1,396	1,289	1,312	1,339	1,329	1,275	1,286	149	11.1
Females.....		63	81	87	84	96	93	83	81	103	103	94	95	40	33.8

¹ Not computed owing to small number represented.

TABLE A.—Fluctuation in employment in industries other than mining and quarrying in Ohio, 1914 to 1929, by occupation group, industry, and sex—Continued

1925: WAGE EARNERS—Continued

Industry and sex	Number of establishments reporting	Number employed on the 15th of each month												Variation from maximum	
		January	February	March	April	May	June	July	August	September	October	November	December	Number	Per cent
Manufactures—Continued.															
Lumber and its products—Continued.															
Furniture.....	166	6,710	6,877	6,824	6,785	6,663	6,540	6,401	6,624	6,338	7,194	7,541	7,334	1,140	15.1
Males.....		6,364	6,494	6,457	6,377	6,284	6,166	6,031	6,259	6,465	6,793	7,089	6,903	1,058	14.9
Females.....		346	383	367	408	379	374	370	365	373	401	452	431	106	23.5
Furniture, wicker and reed.....	4	210	204	252	256	244	269	274	288	298	305	301	305	101	33.1
Males.....		203	197	225	228	218	243	246	253	269	276	273	274	79	28.6
Females.....		7	7	27	28	26	26	28	35	29	29	28	31	23	(¹)
Lasts.....	8	457	512	512	471	476	429	455	493	478	475	471	447	83	16.2
Males.....		415	454	457	421	423	389	403	433	424	420	418	400	68	14.9
Females.....		42	58	55	50	53	40	52	60	54	55	53	47	20	(¹)
Looking-glass and picture frames.....	10	280	306	318	307	299	299	289	289	299	305	308	313	38	11.9
Males.....		251	274	278	272	261	257	248	249	253	254	262	267	30	10.8
Females.....		29	32	40	35	38	42	41	40	46	51	46	46	22	(¹)
Matches.....	5	1,658	1,670	1,735	1,769	1,752	1,779	1,768	1,789	1,710	1,729	1,669	1,635	154	8.6
Males.....		1,263	1,261	1,303	1,331	1,307	1,333	1,319	1,334	1,282	1,292	1,244	1,222	112	8.4
Females.....		395	409	432	438	445	446	449	455	423	437	425	413	60	13.2
Saw-mill and planing-mill products.....	750	10,333	10,455	10,784	11,231	11,544	11,658	11,446	11,425	11,223	11,096	10,818	10,451	1,325	11.4
Males.....		10,249	10,364	10,693	11,141	11,470	11,585	11,366	11,340	11,142	11,010	10,743	10,371	1,336	11.5
Females.....		84	91	91	90	74	73	80	85	81	86	75	80	18	(¹)
Show cases.....	9	267	286	299	307	295	289	285	286	287	291	290	280	40	13.0
Males.....		258	278	290	298	286	282	278	277	277	281	276	271	40	13.4
Females.....		9	8	9	9	9	7	7	8	10	10	14	9	7	(¹)
Wood bending, turning, and carving.....	40	736	749	778	763	725	623	666	690	697	756	770	823	200	24.3
Males.....		706	717	745	734	698	598	639	661	664	715	723	774	176	22.7
Females.....		30	32	33	29	27	25	27	29	33	41	47	49	24	(¹)
Wood preserving.....	6	261	272	328	329	343	381	398	378	385	315	330	328	137	34.4
Males.....		260	271	327	328	342	381	398	378	385	315	330	328	138	34.7
Females.....		1	1	1	1	1	1	1	1	1	1	1	1	1	(¹)
Lumber and its products, n. o. c.....	4	94	96	102	89	100	98	103	117	113	111	106	102	28	23.9
Males.....		93	95	101	88	99	97	102	116	112	110	105	101	28	24.1
Females.....		1	1	1	1	1	1	1	1	1	1	1	1	1	(¹)
Metals and metal products, other than iron and steel.....	488	31,211	32,022	32,522	32,414	32,198	32,026	31,463	32,342	32,861	33,296	33,948	33,770	2,737	8.1
Males.....		25,764	26,380	26,767	26,646	26,536	26,435	25,985	26,604	27,003	27,248	27,681	27,610	1,917	6.9
Females.....		5,447	5,642	5,755	5,768	5,662	5,591	5,478	5,738	5,858	6,048	6,267	6,160	820	13.1

Brass, bronze, and aluminum products.....	144	7,547	7,743	7,749	7,821	7,978	8,086	8,165	7,951	7,815	7,876	7,978	8,128	618	7.6
Males.....		7,070	7,270	7,253	7,347	7,494	7,609	7,683	7,494	7,341	7,362	7,483	7,660	613	8.0
Females.....		477	473	496	474	484	477	482	457	474	514	495	468	57	11.1
Caskets, metal.....	4	442	442	415	398	397	412	380	338	383	404	431	443	105	23.7
Males.....		370	372	346	337	333	344	315	281	322	342	362	368	91	24.5
Females.....		72	70	69	61	64	68	65	57	61	62	69	75	18	(1)
Clocks, watches, and materials.....	7	377	380	396	403	395	395	396	420	432	430	433	428	56	12.9
Males.....		321	325	342	349	349	339	346	366	378	374	378	371	57	15.1
Females.....		56	55	54	54	55	56	50	54	54	56	55	57	7	(1)
Copper, tin, and sheet-iron products.....	175	13,894	14,304	14,745	14,600	14,088	13,790	13,630	14,316	14,537	14,742	14,929	14,827	1,299	8.7
Males.....		11,846	12,166	12,977	12,558	12,037	11,818	11,613	12,124	12,371	12,543	12,671	12,600	1,058	8.3
Females.....		1,968	2,138	2,168	2,142	2,051	2,017	2,017	2,192	2,166	2,199	2,258	2,229	239	12.7
Electroplating.....	17	131	154	155	160	171	161	150	174	162	183	196	177	65	33.2
Males.....		129	152	153	158	169	159	148	172	160	181	194	175	65	33.5
Females.....		2	2	2	2	2	2	2	2	2	2	2	2		
Galvanizing.....	9	151	173	191	158	162	172	176	167	160	172	205	204	54	26.3
Males.....		142	161	176	147	153	163	166	155	152	160	193	192	51	26.4
Females.....		9	12	15	11	9	10	10	12	8	12	12	12	3	(1)
Furniture and office fixtures.....	16	2,397	2,486	2,536	2,483	2,546	2,500	2,221	2,439	2,600	2,717	2,708	2,488	496	18.3
Males.....		2,142	2,191	2,212	2,165	2,248	2,219	1,954	2,162	2,299	2,391	2,373	2,182	437	18.3
Females.....		255	295	324	318	298	281	267	277	301	326	335	311	80	23.9
Gas and electric fixtures, lamps, and reflectors.....	48	4,846	4,891	4,872	5,011	5,017	5,022	4,866	5,007	5,167	5,133	5,449	5,438	597	11.0
Males.....		2,467	2,512	2,496	2,533	2,546	2,530	2,500	2,572	2,654	2,572	2,739	2,742	275	10.0
Females.....		2,379	2,379	2,386	2,478	2,471	2,492	2,366	2,435	2,513	2,561	2,704	2,696	338	12.5
Jewelry, including reducing and refining.....	29	557	553	553	544	537	560	535	548	553	572	589	605	70	11.6
Males.....		483	477	475	471	462	477	459	469	479	490	501	516	57	11.0
Females.....		74	76	78	73	75	83	76	79	74	82	88	89	16	(1)
Silverware and plated ware.....	10	296	301	315	308	302	290	299	323	344	330	338	330	54	15.7
Males.....		277	279	293	288	282	269	273	301	319	306	311	304	50	15.7
Females.....		22	22	22	20	20	21	21	22	25	24	27	26	7	(1)
Smelting and refining, aluminum, brass, and copper.....	9	145	136	132	157	158	169	186	172	192	199	169	183	67	33.7
Males.....		133	123	116	137	134	146	158	146	169	179	151	165	63	35.2
Females.....		12	13	16	20	24	23	28	26	23	20	18	18	4	(1)
Smelting and refining.....	9	115	88	88	88	89	101	105	99	110	101	97	93	27	23.5
Males.....		115	88	88	88	89	101	105	99	110	101	97	93	27	23.5
Metals and metal products, other than iron and steel, n. o. c.....	11	370	371	375	383	358	368	354	388	406	437	432	419	83	19.0
Males.....		269	264	250	268	249	261	260	263	249	247	228	242	41	15.2
Females.....		101	107	125	115	109	107	94	125	157	190	204	177	110	53.9
Paper and printing.....	1,037	38,512	38,886	38,894	38,823	38,760	38,439	38,129	38,240	38,771	39,445	39,852	39,957	1,828	4.6
Males.....		29,997	29,561	30,115	30,049	30,013	29,889	29,767	29,777	30,094	30,506	30,619	30,776	1,009	3.3
Females.....		8,515	8,525	8,779	8,774	8,747	8,550	8,362	8,463	8,677	8,939	9,233	9,181	871	9.4
Bags, paper.....	10	902	944	965	1,012	977	948	951	990	992	982	994	945	110	10.9
Males.....		429	416	417	413	420	401	417	431	427	429	442	413	41	9.3
Females.....		473	528	568	599	557	547	534	559	565	553	552	532	126	21.0
Boxes, fancy and paper; drinking cups.....	74	4,235	4,321	4,245	4,147	4,050	3,937	4,063	4,123	4,293	4,600	4,796	4,752	859	17.9
Males.....		2,643	2,670	2,684	2,644	2,508	2,458	2,591	2,614	2,668	2,767	2,820	2,796	362	12.8
Females.....		1,592	1,651	1,661	1,603	1,542	1,479	1,472	1,509	1,625	1,833	1,976	1,956	504	25.5

¹ Not computed owing to small number represented.

TABLE A.—*Fluctuation in employment in industries other than mining and quarrying in Ohio, 1914 to 1929, by occupation group, industry, and sex—Continued*

1925: WAGE EARNERS—Continued

Industry and sex	Number of establishments reporting	Number employed on the 15th of each month												Variation from maximum	
		January	February	March	April	May	June	July	August	September	October	November	December	Number	Per cent
Manufactures—Continued.															
Paper and printing—Continued.															
Card cutting and designing.....	3	187	182	173	173	168	159	157	164	179	187	191	185	34	17.8
Males.....		103	106	98	97	97	95	95	99	108	107	108	107	13	12.0
Females.....		84	76	75	76	71	64	62	65	71	80	83	78	22	(1)
Engraving and diesinking.....	10	205	214	231	228	246	234	206	222	227	224	244	238	41	16.7
Males.....		119	122	125	122	128	125	125	126	128	130	129	131	12	9.2
Females.....		86	92	106	106	118	109	80	96	99	94	115	107	38	32.2
Envelopes.....	8	1,453	1,481	1,522	1,502	1,481	1,408	1,397	1,425	1,414	1,382	1,406	1,399	140	9.2
Males.....		606	596	604	597	586	574	570	574	573	574	580	571	36	5.9
Females.....		847	885	918	905	895	834	827	851	841	808	826	828	110	12.0
Labels and tags.....	9	658	669	679	665	662	714	714	712	735	703	672	659	77	10.5
Males.....		522	523	524	532	532	555	559	544	562	546	528	519	43	7.7
Females.....		136	146	155	133	130	159	155	168	173	157	144	140	43	24.9
Paper, including stationery.....	61	8,435	8,281	8,567	8,596	8,512	8,604	8,469	8,419	8,378	8,471	8,383	8,442	323	3.8
Males.....		7,234	7,063	7,290	7,298	7,241	7,314	7,159	7,123	7,065	7,136	7,094	7,165	251	3.4
Females.....		1,201	1,218	1,307	1,298	1,271	1,290	1,310	1,296	1,313	1,335	1,289	1,277	134	10.0
Photo-engraving.....	31	549	550	547	553	541	539	535	547	550	560	565	560	30	5.3
Males.....		544	546	543	549	537	536	532	532	543	547	556	561	29	5.2
Females.....		4	4	4	4	4	3	3	3	4	4	4	4	2	(1)
Printing and publishing.....	766	20,502	20,363	20,539	20,511	20,717	20,532	20,354	20,362	20,633	20,910	21,065	21,253	899	4.2
Males.....		16,552	16,575	16,688	16,709	16,905	16,605	16,557	16,587	16,795	17,003	17,043	17,209	657	3.8
Females.....		3,950	3,788	3,851	3,808	4,008	3,927	3,799	3,775	3,838	3,907	4,042	4,044	269	6.7
Stereotyping and electrotyping.....	44	870	875	903	912	877	855	819	836	866	915	929	908	110	11.8
Males.....		829	840	866	868	841	816	781	797	816	853	875	859	94	10.7
Females.....		41	35	37	44	36	39	38	39	50	62	54	49	27	(1)
Paper and printing, n. o. c.....	21	516	506	503	524	529	509	465	452	507	521	592	611	159	26.0
Males.....		416	404	406	416	414	410	383	350	409	414	444	445	95	21.3
Females.....		100	102	97	108	115	99	82	102	98	107	148	166	84	50.6
Rubber products.....	113	50,833	51,530	52,622	53,481	56,203	58,041	59,377	60,437	59,083	56,326	55,853	57,359	9,604	15.9
Males.....		42,962	43,339	44,236	44,972	47,764	49,356	50,333	51,035	49,650	47,189	46,726	48,098	8,083	15.8
Females.....		7,881	8,191	8,386	8,509	8,439	8,685	9,044	9,402	9,433	9,137	9,127	9,261	1,522	16.5
Druggists' sundries and toys, rubber.....	44	3,880	3,821	3,707	3,679	3,577	3,653	3,605	3,716	3,808	4,008	4,110	4,112	535	13.0
Males.....		2,802	2,744	2,530	2,438	2,396	2,448	2,442	2,586	2,692	2,859	2,962	2,994	598	20.0
Females.....		1,078	1,077	1,177	1,241	1,181	1,205	1,163	1,130	1,116	1,149	1,148	1,118	164	13.2

Tires and tubes.....	54	46,132	46,863	47,904	48,865	51,641	53,341	54,577	55,387	53,902	50,861	50,115	51,599	9,255	16.7
Males.....		39,431	39,865	40,920	41,715	44,509	45,995	46,830	47,289	45,756	43,047	42,304	43,612	7,858	16.6
Females.....		6,701	6,998	7,074	7,150	7,132	7,346	7,747	8,098	8,146	7,814	7,811	7,987	1,446	17.7
Rubber products, n. o. c.....	15	821	846	921	937	985	1,047	1,195	1,334	1,373	1,457	1,628	1,648	827	50.2
Males.....		719	730	736	819	859	913	1,061	1,160	1,202	1,283	1,460	1,492	773	51.8
Females.....		102	116	135	118	126	134	134	174	171	1,283	1,460	1,492	773	51.8
Stone, clay, and glass products.....	762	42,499	43,731	45,365	46,464	46,532	46,884	45,037	47,138	46,929	47,603	46,330	45,839	5,104	10.7
Males.....		36,515	37,368	38,847	40,023	40,289	40,553	39,232	40,772	40,380	40,524	39,576	39,286	4,300	10.6
Females.....		5,984	6,363	6,518	6,441	6,293	6,331	5,755	6,366	6,549	6,779	6,804	6,553	1,049	15.4
Brick and tile, clay.....	194	8,953	9,272	9,733	10,428	10,995	11,168	11,063	11,060	10,932	10,933	10,805	10,286	2,215	19.8
Males.....		8,275	8,572	9,026	9,747	10,266	10,429	10,339	10,279	10,035	10,097	9,541	9,450	2,151	20.6
Females.....		700	700	707	681	709	739	744	781	857	864	864	836	189	21.9
Cement.....	12	1,506	1,598	1,765	1,839	1,643	1,667	1,826	1,814	1,741	1,712	1,521	1,470	369	20.1
Males.....		1,499	1,592	1,758	1,832	1,633	1,653	1,814	1,800	1,726	1,699	1,511	1,461	371	20.3
Females.....		7	6	7	7	10	14	12	14	15	13	10	9		(1)
Concrete products.....	147	903	953	1,112	1,346	1,394	1,396	1,361	1,384	1,350	1,357	1,311	1,209	493	35.3
Males.....		903	953	1,112	1,346	1,394	1,396	1,361	1,384	1,350	1,357	1,311	1,209	493	35.3
Glass.....	33	8,124	8,330	8,508	8,587	8,763	8,871	8,078	8,811	8,973	9,266	9,185	9,094	1,142	12.3
Males.....		6,867	6,937	7,066	7,119	7,283	7,350	6,796	7,345	7,477	7,693	7,657	7,711	915	11.9
Females.....		1,257	1,393	1,442	1,468	1,480	1,521	1,282	1,466	1,496	1,573	1,528	1,383	210	20.1
Glass cutting and ornamenting.....	22	286	337	370	388	369	352	347	340	354	402	418	398	132	31.6
Males.....		177	194	221	241	229	211	203	199	206	225	229	219	64	26.6
Females.....		109	143	149	147	140	141	144	141	148	177	189	179	80	42.3
Lime.....	6	289	327	318	362	353	390	365	366	363	367	372	351	101	25.9
Males.....		289	327	318	362	353	390	365	366	363	367	372	351	101	25.9
Marble and stone work; stoneyards.....	90	996	979	989	1,030	972	995	1,016	1,067	1,023	984	975	937	130	12.2
Males.....		996	979	989	1,030	972	995	1,016	1,067	1,023	984	975	937	130	12.2
Mirrors.....	13	224	228	218	217	213	213	218	218	217	224	219	225	15	6.6
Males.....		212	216	205	204	201	201	204	210	210	200	202	209	16	6.9
Females.....		12	12	13	13	13	12	14	14	17	19	17	16		(1)
Pottery, terra-cotta and fire-clay products.....	176	19,472	19,880	20,270	20,142	19,775	19,639	18,530	19,894	19,909	20,315	20,101	20,044	1,785	8.8
Males.....		15,549	15,772	16,071	16,018	15,835	15,736	14,972	15,949	15,900	16,163	15,914	15,916	1,191	7.4
Females.....		3,923	4,108	4,199	4,124	3,940	3,903	3,558	3,945	4,009	4,152	4,187	4,128	641	15.3
Stone and clay, crushing and grinding.....	47	400	392	376	403	427	515	521	527	521	480	431	457	151	28.7
Males.....		400	392	376	403	427	515	521	527	521	480	431	457	151	28.7
Wall plaster, including hydrated lime.....	12	1,010	1,081	1,330	1,358	1,323	1,317	1,328	1,264	1,269	1,190	1,067	995	363	26.7
Males.....		1,010	1,081	1,330	1,358	1,323	1,317	1,328	1,264	1,269	1,190	1,067	995	363	26.7
Stone, clay, and glass products, n. o. c.....	10	336	354	376	364	351	361	364	387	377	373	373	373	51	13.2
Males.....		335	353	375	363	350	360	363	382	370	364	366	371	47	12.3
Females.....		1	1	1	1	1	1	1	5	7	9	7	2	8	(1)
Textiles.....	705	40,280	41,792	42,539	42,392	41,925	41,252	40,298	40,541	41,641	42,892	42,404	41,261	2,612	6.1
Males.....		13,966	14,423	14,665	14,622	14,376	14,240	14,080	14,352	14,698	14,742	14,742	14,605	776	5.3
Females.....		26,314	27,369	27,874	27,770	27,549	27,012	26,218	26,505	27,289	28,194	27,662	26,656	1,976	7.0
Awnings, tents, and sails, including auto fabrics.....	46	1,655	1,779	1,833	2,067	2,173	2,218	2,163	1,964	1,934	2,015	1,961	1,535	683	30.8
Males.....		875	911	966	1,048	1,092	1,120	1,048	975	985	995	985	880	245	21.9
Females.....		780	868	867	1,019	1,086	1,098	1,115	989	989	1,020	1,003	655	400	41.3
Bags, other than paper.....	9	173	196	202	180	167	180	180	192	194	202	239	412	245	59.5
Males.....		46	50	52	47	43	48	49	47	45	46	71	149	106	71.1
Females.....		127	146	150	133	124	132	131	145	149	156	168	263	139	52.9

1 Not computed owing to small number represented.

TABLE A.—Fluctuation in employment in industries other than mining and quarrying in Ohio, 1914 to 1929, by occupation group, industry, and sex—Continued

1925: WAGE EARNERS—Continued

Industry and sex	Number of establishments reporting	Number employed on the 15th of each month												Variation from maximum	
		January	February	March	April	May	June	July	August	September	October	November	December	Number	Per cent
Manufactures—Continued.															
Textiles—Continued.															
Clothing, men's, including shirts and coat pads.....	192	14,130	14,695	15,085	15,028	14,918	14,799	14,202	14,154	14,722	15,235	15,223	15,123	1,105	7.3
Males.....		4,080	4,147	4,251	4,199	4,148	4,084	4,164	4,212	4,358	4,360	4,385	4,375	305	7.0
Females.....		10,050	10,548	10,834	10,829	10,770	10,715	10,038	9,942	10,364	10,875	10,838	10,748	933	8.6
Clothing, women's, including corsets.....	105	3,945	4,473	4,515	4,324	3,971	3,555	3,832	3,931	3,698	3,678	3,471	3,126	1,389	30.8
Males.....		1,190	1,335	1,350	1,259	1,129	1,023	1,109	1,112	1,023	1,027	986	930	420	31.1
Females.....		2,755	3,138	3,165	3,065	2,842	2,532	2,723	2,819	2,675	2,651	2,485	2,196	969	30.6
Cordage, twine, jute, and linen goods.....	5	840	868	891	837	690	663	583	432	482	560	611	611	459	51.5
Males.....		680	705	737	683	557	538	473	367	404	470	513	511	370	50.2
Females.....		160	163	154	154	133	125	110	65	78	90	98	100	98	60.1
Custom tailoring, men's and women's.....	96	2,158	2,370	2,397	2,452	2,463	2,338	2,192	2,174	2,340	2,456	2,460	2,289	305	12.4
Males.....		806	932	944	957	974	939	877	892	943	971	964	906	178	18.1
Females.....		1,352	1,438	1,453	1,495	1,489	1,399	1,315	1,282	1,397	1,485	1,476	1,383	213	14.2
Dyeing and finishing textiles, including sponging.....	12	425	423	441	441	429	427	414	372	390	432	433	449	77	17.1
Males.....		365	374	385	380	376	366	356	324	343	381	388	402	78	19.4
Females.....		60	49	56	61	53	61	58	48	47	51	45	47	16	(1)
Flags, banners, and regalia.....	8	873	919	926	925	917	926	969	955	926	941	928	914	96	9.9
Males.....		366	389	382	383	368	372	377	379	377	383	384	375	23	5.9
Females.....		507	530	544	542	549	554	592	576	549	558	544	539	62	10.5
Furnishing goods, men's.....	14	332	329	340	346	345	309	322	336	353	352	360	374	71	18.7
Males.....		68	76	66	64	58	48	51	53	55	57	57	56	28	(1)
Females.....		264	253	274	282	290	261	271	283	298	295	323	318	70	21.7
Gloves, cloth.....	28	2,228	1,966	1,978	1,846	1,802	1,821	1,821	1,969	2,100	2,178	2,196	2,198	426	19.1
Males.....		241	230	229	197	201	210	218	235	238	243	244	247	47	19.3
Females.....		1,987	1,736	1,749	1,649	1,601	1,611	1,603	1,739	1,865	1,940	1,953	1,954	386	19.4
Hats and caps, other than felt, straw, or wool.....	26	432	456	470	468	450	474	468	463	483	483	465	453	61	12.6
Males.....		166	178	179	185	180	180	176	180	183	188	186	175	22	11.7
Females.....		266	278	291	283	270	294	291	285	290	295	279	278	29	9.8
Horse clothing.....	3	312	315	311	313	308	287	266	269	263	255	280	282	62	19.7
Males.....		144	144	137	149	146	131	130	137	125	119	126	128	30	20.1
Females.....		168	171	174	164	162	156	136	132	128	136	154	154	46	26.4

Hosiery and knit goods.....	37	3,848	4,008	4,185	4,215	4,382	4,462	4,319	4,488	4,726	4,852	4,609	4,309	1,004	20.7
Males.....		891	915	945	943	944	965	940	956	977	991	969	930	100	10.1
Females.....		2,957	3,093	3,240	3,272	3,438	3,497	3,379	3,532	3,749	3,861	3,640	3,379	904	23.4
Mattresses, pillows, and cotton felts.....	31	1,033	1,044	1,061	1,083	1,058	1,078	1,103	1,150	1,215	1,247	1,218	1,234	214	17.2
Males.....		780	772	784	810	782	800	806	837	806	828	910	929	157	16.9
Females.....		253	272	277	273	276	278	297	313	314	319	308	305	66	20.7
Millinery and lace goods, including artificial flowers and feathers.....	34	1,217	1,367	1,331	1,241	1,052	968	1,193	1,311	1,182	1,146	1,011	938	429	31.4
Males.....		257	277	279	270	257	260	282	293	267	262	247	242	51	17.4
Females.....		960	1,090	1,052	971	795	708	912	1,018	915	884	764	696	394	36.1
Oilcloth and linoleum.....	4	457	478	476	495	515	532	561	545	553	635	624	613	178	28.0
Males.....		439	461	462	482	503	520	549	531	539	621	610	599	182	29.3
Females.....		18	17	14	13	12	12	12	14	14	14	14	14	6	(1)
Silk and silk goods.....	6	1,667	1,627	1,602	1,603	1,695	1,772	1,820	1,846	1,904	1,961	2,011	2,137	535	25.0
Males.....		734	729	734	730	761	788	823	861	868	922	973	1,014	285	28.1
Females.....		933	898	868	873	934	984	997	985	1,006	1,039	1,038	1,123	255	22.7
Woolen, worsted, and wool-felt goods, including fur and felt hats.....	16	3,396	3,326	3,337	3,312	3,392	3,273	2,894	3,028	3,130	3,194	3,236	3,232	502	14.8
Males.....		1,235	1,208	1,198	1,218	1,262	1,249	1,168	1,179	1,202	1,220	1,237	1,250	94	7.4
Females.....		2,161	2,118	2,139	2,094	2,130	2,024	1,726	1,849	1,928	1,974	1,999	1,982	435	20.1
Textiles, n. o. c.....	33	1,159	1,153	1,158	1,216	1,190	1,170	997	960	1,076	1,070	1,048	1,032	256	21.1
Males.....		603	590	585	618	595	599	485	471	532	519	515	510	147	23.8
Females.....		556	563	573	598	595	571	512	489	544	551	533	522	109	18.2
Tobacco.....	175	11,194	11,456	11,064	10,032	10,513	10,365	10,340	10,010	10,219	10,539	11,115	11,307	1,446	12.6
Males.....		2,723	2,758	2,696	2,531	2,462	2,455	2,414	2,342	2,397	2,409	2,438	2,539	416	15.1
Females.....		8,471	8,698	8,368	7,501	8,051	7,910	7,926	7,668	7,822	8,130	8,677	8,768	1,267	14.5
Chewing and smoking tobacco and snuff.....	10	1,091	1,056	1,066	1,085	1,121	1,181	1,187	1,204	1,323	1,316	1,305	1,304	1,267	20.2
Males.....		555	541	522	547	590	589	597	620	635	624	626	624	113	17.8
Females.....		536	515	544	538	561	592	590	584	688	692	679	680	177	25.6
Cigars and cigarettes.....	108	8,380	8,488	8,128	7,097	7,619	7,581	7,649	7,604	7,767	7,905	8,212	8,231	1,391	16.4
Males.....		1,509	1,510	1,465	1,289	1,272	1,282	1,318	1,323	1,356	1,364	1,335	1,345	238	15.8
Females.....		6,871	6,978	6,663	5,808	6,347	6,299	6,331	6,281	6,411	6,541	6,877	6,886	1,170	16.8
Tobacco rehandlers.....	57	1,723	1,912	1,870	1,603	1,773	1,604	1,504	1,202	1,129	1,318	1,598	1,772	783	41.0
Males.....		659	707	709	695	630	574	499	399	406	421	477	570	310	43.7
Females.....		1,064	1,205	1,161	1,155	1,143	1,029	1,005	803	723	897	1,121	1,202	482	40.0
Vehicles.....	319	50,699	53,919	58,706	62,065	61,731	58,168	55,199	55,130	56,874	61,094	61,202	56,215	10,366	18.3
Males.....		48,297	51,341	55,915	58,929	58,499	55,036	52,345	52,326	53,964	57,956	58,303	53,405	10,632	18.0
Females.....		2,402	2,578	2,791	3,136	3,232	3,132	2,854	2,804	2,890	3,138	2,899	2,810	830	25.7
Airplanes and parts.....	7	799	828	918	969	1,029	912	869	617	626	617	626	596	582	43.4
Males.....		793	821	911	961	1,022	1,007	905	862	610	619	589	575	447	43.7
Females.....		7	7	7	7	7	7	7	7	7	7	7	7	7	(1)
Automobiles and parts.....	185	42,022	45,004	49,514	53,209	54,179	50,771	48,068	48,079	49,522	52,597	52,431	46,827	12,157	22.4
Males.....		39,745	42,560	46,859	50,224	51,105	47,803	45,401	45,459	46,844	49,705	49,780	44,229	11,360	22.2
Females.....		2,277	2,444	2,655	2,985	3,074	2,968	2,667	2,620	2,678	2,892	2,651	2,598	797	25.9
Bicycles, motor cycles, and parts.....	7	573	595	630	614	612	601	598	667	777	892	899	868	326	36.3
Males.....		536	555	591	576	574	564	565	623	717	831	838	815	302	36.0
Females.....		37	40	39	38	38	37	33	44	60	61	61	53	28	(1)
Carriages and sleds, children's.....	6	1,280	1,399	1,396	1,424	1,506	1,549	1,483	1,564	1,644	1,896	1,837	1,699	636	33.5
Males.....		1,195	1,330	1,323	1,337	1,411	1,448	1,386	1,450	1,518	1,737	1,676	1,565	542	31.2
Females.....		65	69	73	87	95	101	97	114	126	159	161	134	96	59.6

¹ Not computed owing to small number represented.

TABLE A.—Fluctuation in employment in industries other than mining and quarrying in Ohio, 1914 to 1929, by occupation group, industry, and sex—Continued

1925: WAGE EARNERS—Continued

Industry and sex	Number of establishments reporting	Number employed on the 15th of each month												Variation from maximum	
		January	February	March	April	May	June	July	August	September	October	November	December	Number	Per cent
Manufactures—Continued.															
Vehicles—Continued.															
Carriages, wagons, and materials, including repairing.....	83	1,552	1,561	1,639	1,729	1,681	1,671	1,537	1,469	1,536	1,567	1,567	1,539	260	15.0
Males.....		1,539	1,547	1,626	1,715	1,667	1,655	1,520	1,453	1,520	1,551	1,551	1,524	262	15.3
Females.....		13	14	13	14	14	16	17	16	16	16	16	15	4	(1)
Cars, steam and street railroad, not including operations of railroad companies.....	16	2,101	1,968	2,214	2,155	1,365	1,383	1,865	1,883	1,688	1,883	1,992	2,560	1,195	46.7
Males.....		2,097	1,964	2,210	2,151	1,361	1,380	1,862	1,880	1,685	1,890	1,989	2,557	1,196	46.8
Females.....		4	4	4	4	4	3	3	3	3	3	3	3	1	(1)
Ship and boat building.....	14	2,334	2,501	2,334	1,903	1,298	1,119	647	543	1,036	1,590	1,825	2,068	1,958	78.3
Males.....		2,334	2,501	2,334	1,903	1,298	1,119	647	543	1,036	1,590	1,825	2,068	1,958	78.3
Vehicles, n. o. c.....	1	58	63	61	62	61	60	59	56	54	53	55	52	11	(1)
Males.....		58	63	61	62	61	60	59	56	54	53	55	52	11	(1)
Miscellaneous manufactures.....	878	44,518	44,431	45,200	46,321	47,105	47,881	48,549	50,058	52,765	54,253	54,179	49,911	9,822	18.1
Males.....		35,793	35,792	36,545	37,244	38,023	39,221	39,817	40,839	42,519	43,056	42,755	40,105	7,264	16.9
Females.....		8,725	8,639	8,655	9,077	9,082	8,660	8,732	9,219	10,246	11,197	11,424	9,806	2,785	24.4
Agricultural implements.....	36	3,621	3,708	3,928	4,037	3,815	3,770	3,594	3,646	3,655	3,715	3,907	4,043	449	11.1
Males.....		3,579	3,670	3,890	3,995	3,769	3,724	3,549	3,605	3,615	3,674	3,856	3,992	446	11.2
Females.....		42	38	38	42	46	46	45	41	40	41	51	41	13	(1)
Batteries, dry and storage.....	17	1,763	1,890	1,517	1,381	1,203	1,197	1,400	1,601	1,989	2,197	2,257	2,138	1,060	47.0
Males.....		1,420	1,351	1,224	1,129	965	961	1,079	1,286	1,592	1,762	1,813	1,706	852	47.0
Females.....		343	539	293	252	238	236	321	315	397	435	444	432	208	46.8
Brooms and mops.....	25	320	336	336	338	318	316	276	304	315	308	306	291	60	17.9
Males.....		271	285	281	274	270	270	237	264	267	265	262	250	54	18.6
Females.....		49	51	55	47	44	46	39	40	48	43	44	41	16	(1)
Brushes.....	23	541	524	536	508	503	509	490	447	520	556	560	554	113	20.2
Males.....		437	424	435	414	407	402	374	285	352	381	382	389	152	34.8
Females.....		104	100	101	94	96	107	116	162	168	175	178	165	84	47.2
Coke.....	9	1,620	1,610	1,636	1,595	1,568	1,507	1,514	1,500	1,650	1,627	1,556	1,587	150	9.1
Males.....		1,618	1,608	1,634	1,593	1,566	1,505	1,512	1,498	1,648	1,625	1,554	1,585	150	9.1
Females.....		2	2	2	2	2	2	2	2	2	2	2	2	2	
Dairymen's, poulterers', and apiarists' supplies.....	5	435	406	411	408	398	417	395	408	469	534	533	518	139	26.0
Males.....		410	374	374	363	353	373	365	380	439	510	502	483	157	30.8
Females.....		25	32	37	45	45	44	30	28	30	24	31	35	20	(1)

PART 2.—GENERAL TABLE

Dentists' supplies.....	15	578	593	605	608	609	607	596	608	619	572	615	594	47	7.6
Males.....		356	364	360	363	358	356	366	380	378	365	369	354	26	6.8
Females.....		222	229	245	245	251	251	230	228	241	207	246	240	44	17.5
Electrical machinery, apparatus, and supplies.....	159	17,635	17,512	17,592	18,443	19,056	18,555	19,559	20,456	22,117	23,789	24,044	20,983	6,532	27.2
Males.....		14,139	14,062	14,458	14,712	15,331	15,189	16,009	16,692	17,749	18,853	19,023	17,037	4,941	28.0
Females.....		3,496	3,450	3,494	3,731	3,725	3,366	3,550	3,764	4,368	4,936	5,021	3,946	1,591	31.7
Enameling and japanning.....	14	527	556	618	692	699	691	678	605	647	641	617	636	172	24.6
Males.....		335	353	380	399	385	418	422	388	410	430	439	436	104	23.7
Females.....		192	203	238	293	314	273	256	217	237	211	178	200	136	43.3
Fire extinguishers, chemical.....	7	351	362	370	377	391	395	368	359	394	388	379	365	44	11.1
Males.....		324	336	347	354	367	372	345	336	370	364	365	351	48	12.9
Females.....		27	26	23	23	24	23	23	23	24	24	14	14	13	(1)
Foundry supplies.....	10	190	217	210	217	216	210	206	209	217	209	216	230	40	17.4
Males.....		186	213	206	213	212	206	202	205	213	205	212	226	40	17.7
Females.....		4	4	4	4	4	4	4	4	4	4	4	4		
Fur goods.....	11	62	53	52	56	64	76	80	100	111	132	140	126	88	62.9
Males.....		37	33	33	35	37	45	48	53	58	66	69	64	36	(1)
Females.....		25	20	19	21	27	31	32	47	53	66	71	62	52	(1)
Hand stamps, stencils, and brands.....	19	253	258	265	269	265	261	250	253	268	273	276	265	26	9.4
Males.....		174	177	183	182	180	176	170	174	177	191	199	187	29	14.6
Females.....		79	81	82	87	85	85	80	79	81	82	77	78	10	(1)
Ice, manufactured.....	128	1,620	1,569	1,650	1,992	2,643	3,967	4,140	3,875	3,713	2,492	1,844	1,608	2,620	63.3
Males.....		1,513	1,563	1,645	1,987	2,634	3,956	4,129	3,865	3,702	2,482	1,836	1,602	2,616	63.4
Females.....		7	6	5	5	9	11	11	10	11	10	8	6	6	(1)
Instruments, professional and scientific.....	18	346	336	330	338	339	361	365	360	319	365	383	396	77	19.4
Males.....		270	264	263	269	272	281	282	280	244	284	295	302	58	19.2
Females.....		76	72	67	69	67	80	83	80	75	81	90	94	27	(1)
Models and patterns, other than paper.....	83	857	830	825	864	819	809	819	864	823	832	862	892	83	9.3
Males.....		855	828	824	862	817	807	817	862	821	830	860	890	83	9.3
Females.....		2	2	2	2	2	2	2	2	2	2	2	2		
Musical instruments, materials, other than pianos and organs.....	16	871	889	757	788	815	903	907	866	856	860	966	971	229	23.2
Males.....		629	682	601	694	698	640	644	610	606	616	712	692	111	15.6
Females.....		242	207	156	194	207	263	263	256	250	244	274	279	123	44.1
Optical goods.....	37	443	456	466	460	445	458	430	432	434	433	455	451	43	9.2
Males.....		397	407	416	410	396	406	386	381	384	387	403	399	35	8.4
Females.....		46	49	50	50	49	52	44	42	50	46	52	52	10	(1)
Paving materials.....	6	22	21	36	85	65	122	155	124	95	147	91	108	134	86.5
Males.....		22	21	36	85	65	122	155	124	95	147	91	108	134	86.5
Females.....		2	2	2	2	2	2	2	2	2	2	2	2		
Pens, fountain, stylographic, and gold.....	5	213	221	226	227	223	225	96	238	290	320	327	298	231	70.6
Males.....		141	147	163	148	140	146	81	151	177	183	181	180	102	55.7
Females.....		72	74	63	79	83	79	15	87	113	137	146	118	131	89.7
Pianos, organs, and materials.....	14	1,795	1,765	1,746	1,691	1,643	1,634	1,514	1,681	1,710	1,805	1,829	1,810	315	17.2
Males.....		1,633	1,600	1,579	1,523	1,483	1,474	1,359	1,515	1,550	1,629	1,646	1,622	287	17.4
Females.....		162	165	167	168	160	160	155	166	160	176	183	188	33	17.6
Radios and parts.....	10	357	482	352	314	214	231	419	827	1,208	1,571	1,506	778	1,357	86.4
Males.....		476	284	202	181	144	156	255	433	561	648	606	322	504	77.8
Females.....		381	198	150	133	70	75	164	394	647	923	900	454	853	92.4

1 Not computed owing to small number represented.

TABLE A.—Fluctuation in employment in industries other than mining and quarrying in Ohio, 1914 to 1929, by occupation group, industry, and sex—Continued

1925: WAGE EARNERS—Continued

Industry and sex	Number of establishments reporting	Number employed on the 15th of each month												Variation from maximum	
		January	February	March	April	May	June	July	August	September	October	November	December	Number	Per cent
Manufactures—Continued.															
Miscellaneous manufactures—Continued.															
Roofing materials.....	5	979	966	1,002	1,038	1,049	1,049	1,036	1,066	1,061	1,056	1,018	959	107	10.0
Males.....		962	948	984	1,020	1,031	1,031	1,018	1,048	1,042	1,037	1,000	941	107	10.2
Females.....		17	18	18	18	18	18	18	18	19	19	18	18	2	(1)
Signs and advertising novelties.....	57	2,084	2,102	2,298	2,401	2,431	2,427	2,392	2,392	2,304	2,295	2,382	2,356	347	14.3
Males.....		1,558	1,552	1,709	1,776	1,794	1,798	1,774	1,788	1,731	1,717	1,742	1,731	246	13.7
Females.....		526	550	589	625	637	629	622	604	573	578	640	625	114	17.8
Soda-water apparatus.....	3	157	178	189	188	212	196	198	196	188	208	183	171	55	25.9
Males.....		157	178	189	188	212	196	198	196	188	208	183	171	55	25.9
Sporting and athletic goods.....	13	1,001	1,134	1,173	1,190	1,254	1,257	1,185	1,143	1,134	1,154	1,146	1,146	256	20.4
Males.....		622	735	738	740	776	784	756	744	738	750	755	774	162	20.7
Females.....		379	399	435	450	478	473	429	399	396	404	399	372	106	22.2
Surgical appliances and artificial limbs.....	9	147	146	148	146	145	149	153	152	159	158	159	156	14	8.8
Males.....		77	76	77	74	76	76	80	78	85	83	83	82	11	(1)
Females.....		70	70	71	72	69	73	73	74	74	75	76	74	7	(1)
Toys and games.....	30	2,736	2,818	2,819	2,869	2,865	2,741	2,683	2,670	2,767	2,866	2,904	2,771	234	8.1
Males.....		1,261	1,299	1,328	1,356	1,371	1,338	1,308	1,304	1,360	1,396	1,404	1,301	140	10.0
Females.....		1,471	1,519	1,491	1,513	1,494	1,403	1,375	1,366	1,407	1,470	1,499	1,470	163	10.1
Umbrellas and canes.....	6	176	187	185	179	174	164	155	160	179	206	218	219	64	29.2
Males.....		71	70	70	64	62	64	63	65	68	74	75	77	15	(1)
Females.....		105	117	115	115	112	100	92	95	111	132	143	142	51	35.7
Washing machines and clothes wringers.....	19	568	533	516	498	510	471	451	448	452	464	428	426	142	25.0
Males.....		563	528	511	494	506	467	447	446	450	462	426	424	139	24.7
Females.....		5	5	5	4	4	4	4	2	2	2	2	2	3	(1)
Window shades and fixtures.....	9	178	189	207	216	211	202	196	193	200	192	190	171	46	20.8
Males.....		137	144	156	159	156	149	143	143	150	143	142	131	28	17.6
Females.....		41	45	51	57	55	53	53	50	50	49	48	40	17	(1)
Miscellaneous manufactures, n. o. c.....	60	1,672	1,794	1,838	1,908	1,943	2,004	1,845	1,894	1,912	1,888	1,854	1,896	332	16.6
Males.....		1,146	1,206	1,249	1,261	1,276	1,333	1,244	1,271	1,299	1,289	1,271	1,296	187	14.0
Females.....		526	588	589	647	667	671	601	624	613	599	583	600	145	21.6
Service															
Males.....	5,971	68,881	68,837	70,021	73,244	74,624	76,274	74,649	75,071	76,177	75,743	74,151	73,113	7,437	9.8
Females.....		41,249	41,187	41,979	44,664	45,464	46,318	45,798	46,258	46,622	46,053	44,855	43,841	5,435	11.7
Males.....		27,632	27,650	28,042	28,580	29,160	29,956	28,851	28,813	29,555	29,690	29,296	29,272	2,058	6.9
Females.....		518	464	467	556	541	500	555	474	448	486	490	493	108	19.4
Males.....		497	439	442	508	516	472	529	448	420	458	455	464	109	20.6
Females.....		21	25	25	48	25	28	26	28	28	28	35	29	27	(1)

Banks.....	599	1,426	1,432	1,435	1,525	1,500	1,501	1,501	1,525	1,508	1,507	1,509	1,519	99	6.5
Males.....		1,037	1,038	1,043	1,114	1,097	1,099	1,092	1,115	1,105	1,103	1,104	1,108	78	7.0
Females.....		389	394	392	411	403	402	409	410	403	404	405	411	22	5.4
Barbers and hair dressers.....	66	472	469	480	481	489	482	466	458	469	482	474	473	31	6.3
Males.....		267	267	271	273	273	271	265	264	265	271	267	266	9	3.3
Females.....		205	202	209	208	216	211	201	194	204	211	207	207	22	10.2
Bowling alleys and parks.....	138	880	913	952	1,579	1,916	2,353	2,611	2,904	2,653	1,481	1,198	988	2,024	69.7
Males.....		837	871	911	1,520	1,748	1,982	2,160	2,481	2,349	1,422	1,155	945	1,644	66.3
Females.....		43	42	41	59	168	371	451	423	304	59	43	43	410	90.9
Churches.....	11	129	134	134	127	127	97	102	81	129	138	151	143	70	46.4
Males.....		68	72	70	72	66	51	53	42	64	72	74	70	32	(1)
Females.....		61	62	64	65	61	46	49	39	65	66	77	73	38	(1)
Clubs, athletic, country, and yacht.....	140	1,787	1,789	1,915	2,561	3,039	3,373	3,372	3,368	3,217	2,853	2,286	1,937	1,586	47.0
Males.....		1,351	1,352	1,475	2,084	2,480	2,783	2,791	2,612	2,271	1,784	1,445	1,440	1,440	51.6
Females.....		436	437	440	477	559	593	589	577	605	582	502	492	169	27.9
Garages, including auto-body repairs.....	1,242	9,778	9,747	10,118	10,579	10,837	10,804	11,115	11,182	10,974	10,914	10,806	10,621	1,435	12.8
Males.....		9,704	9,671	10,041	10,498	10,752	10,718	11,031	11,097	10,887	10,835	10,723	10,538	1,426	12.9
Females.....		74	76	77	81	85	86	84	85	87	79	83	83	13	(1)
Hospitals.....	136	6,169	6,222	6,183	6,214	6,394	6,391	6,440	6,417	6,422	6,416	6,360	6,411	271	4.2
Males.....		4,434	4,452	4,443	4,456	4,456	4,472	4,513	4,512	4,507	4,481	4,493	4,493	79	5.2
Females.....		4,735	4,770	4,740	4,769	4,938	4,919	4,927	4,905	4,915	4,935	4,867	4,916	203	4.1
Hotels.....	340	10,102	10,142	10,229	10,328	10,414	11,457	11,153	11,591	10,900	11,037	10,890	10,787	1,489	12.8
Males.....		5,270	5,306	5,299	5,335	5,405	5,955	5,871	6,097	5,734	5,874	5,791	5,780	827	13.6
Females.....		4,832	4,836	4,930	4,993	5,009	5,502	5,282	5,494	5,166	5,163	5,099	4,997	670	12.2
Laundries, dry cleaners, and renovating.....	368	10,036	10,041	10,381	10,715	10,781	10,928	10,819	10,587	10,820	10,770	10,620	10,567	892	8.2
Males.....		3,803	3,830	3,978	4,146	4,149	4,197	4,120	4,037	4,113	4,138	4,053	3,987	394	9.4
Females.....		6,233	6,211	6,403	6,569	6,632	6,731	6,699	6,550	6,707	6,632	6,567	6,580	520	7.7
Offices.....	1,088	2,792	2,809	2,894	2,936	2,942	2,942	2,942	2,952	2,955	2,961	3,000	3,076	284	9.2
Males.....		2,627	2,637	2,665	2,690	2,709	2,715	2,736	2,744	2,737	2,768	42,797	2,844	217	7.6
Females.....		165	172	229	246	233	230	206	208	218	193	203	232	81	32.9
Office buildings, including window cleaning.....	326	4,459	4,476	4,506	4,581	4,608	4,544	4,375	4,311	4,459	4,474	4,524	4,497	297	6.4
Males.....		2,775	2,794	2,808	2,841	2,853	2,767	2,623	2,596	2,725	2,750	2,806	2,796	257	9.0
Females.....		1,684	1,682	1,698	1,740	1,755	1,777	1,752	1,715	1,734	1,724	1,718	1,701	95	5.3
Photographers.....	29	188	191	194	209	205	225	223	215	209	200	202	225	37	16.4
Males.....		126	128	131	132	131	137	137	132	131	130	135	144	18	12.5
Females.....		62	63	63	77	74	88	86	83	78	70	67	81	26	(1)
Professional.....	41	141	133	138	154	192	191	187	187	190	186	180	180	62	32.3
Males.....		125	117	123	140	177	176	176	176	179	176	169	119	62	34.6
Females.....		16	16	15	14	15	14	11	11	11	10	11	11	6	(1)
Restaurants.....	758	9,841	9,821	9,879	10,333	10,333	10,592	10,377	10,445	10,751	10,780	10,682	10,607	959	8.9
Males.....		4,859	4,877	4,889	4,969	5,087	5,205	5,123	5,119	5,232	5,250	5,194	5,110	391	7.4
Females.....		4,982	4,944	4,990	5,068	5,296	5,387	5,254	5,326	5,519	5,530	5,488	5,497	586	10.6
Schools and colleges.....	89	3,349	3,389	3,367	3,424	3,411	3,234	1,840	1,705	3,087	3,612	3,620	3,609	1,915	52.9
Males.....		2,007	2,044	2,025	2,074	2,053	1,971	1,259	1,205	1,949	2,126	2,142	2,141	937	43.7
Females.....		1,342	1,345	1,342	1,350	1,358	1,263	581	500	1,138	1,486	1,478	1,468	986	66.4
Servants in private homes.....	36	88	88	85	87	88	90	96	118	133	133	138	138	53	38.4
Males.....		31	31	31	32	32	33	35	44	51	49	53	53	22	(1)
Females.....		57	57	55	56	57	61	74	82	84	85	85	85	31	(1)
Social agencies.....	77	915	923	923	908	903	897	884	847	872	925	961	975	128	13.1
Males.....		210	214	203	203	202	197	194	195	193	205	209	220	27	12.3
Females.....		705	714	720	704	701	700	690	652	679	720	752	755	103	13.6

1 Not computed owing to small number represented.

TABLE A.—Fluctuation in employment in industries other than mining and quarrying in Ohio, 1914 to 1929, by occupation group, industry, and sex—Continued

1925: WAGE EARNERS—Continued

Industry and sex	Number of establishments reporting	Number employed on the 15th of each month												Variation from maximum	
		January	February	March	April	May	June	July	August	September	October	November	December	Number	Per cent
Service—Continued..															
Theaters.....	231	3,838	3,701	3,748	3,799	3,338	4,167	3,074	3,251	3,619	4,089	3,905	3,881	1,015	24.8
Males.....		2,789	2,657	2,692	2,733	2,313	2,171	2,119	2,232	2,543	2,919	2,830	2,796	800	27.4
Females.....		1,049	1,044	1,056	1,066	1,025	996	955	1,019	1,076	1,170	1,075	1,085	215	18.4
Undertakers.....	60	241	234	235	238	235	246	241	237	241	238	239	245	12	4.9
Males.....		230	223	224	224	224	234	230	226	230	227	227	233	11	4.7
Females.....		11	11	11	11	11	12	11	11	11	11	12	12	1	(1)
Y. M. C. A. and Y. W. C. A.....	25	788	907	805	808	799	787	786	757	765	777	776	769	51	6.3
Males.....		322	322	323	319	319	303	318	303	289	295	305	308	34	10.5
Females.....		466	485	482	489	480	484	468	454	476	482	471	461	35	7.2
Service, n. o. c.....	126	944	907	953	1,368	1,482	1,470	1,490	1,459	1,356	1,284	1,140	1,022	583	39.1
Males.....		880	845	892	1,308	1,422	1,411	1,431	1,402	1,307	1,233	1,089	969	586	41.0
Females.....		64	62	61	60	60	59	59	57	49	51	51	53	15	(1)
Trade, retail and wholesale.															
Males.....	7,277	52,226	51,563	51,982	52,917	53,286	53,754	52,882	53,019	53,882	55,860	56,127	57,604	6,041	10.5
Females.....		42,792	42,364	42,553	43,063	43,459	43,867	43,724	44,032	44,445	45,692	45,672	46,432	4,068	8.8
Retail delivery, milk, ice, and water.....	104	9,434	9,199	9,429	9,834	9,827	9,887	9,158	8,987	9,437	10,168	10,455	11,172	1,973	17.7
Males.....		1,512	1,358	1,383	1,411	1,486	1,577	1,621	1,647	1,593	1,591	1,515	1,476	289	17.5
Females.....		1,505	1,351	1,376	1,405	1,480	1,571	1,615	1,640	1,586	1,584	1,508	1,469	289	17.6
Males.....		7	6	7	6	6	6	6	7	7	7	7	7	1	(1)
Stores, retail and wholesale.....	6,107	42,035	41,601	42,066	42,987	43,017	43,361	42,257	42,138	43,020	44,905	45,637	47,261	5,660	12.0
Males.....		33,086	32,876	33,093	33,619	33,650	33,943	33,574	33,614	34,062	35,242	35,678	36,569	3,693	10.1
Females.....		8,949	8,725	8,973	9,368	9,327	9,418	8,683	8,524	8,958	9,663	9,959	10,692	2,168	20.3
Yards, lumber, coal, and scrap.....	1,066	8,679	8,604	8,533	8,519	8,783	8,816	9,004	9,234	9,269	9,364	8,975	8,867	8,845	9.0
Males.....		8,201	8,137	8,084	8,059	8,289	8,353	8,535	8,778	8,797	8,866	8,486	8,394	807	9.1
Females.....		478	467	449	460	494	463	469	456	472	498	489	473	49	9.8
Transportation and public utilities.															
Males.....	1,353	52,978	53,853	54,983	57,157	58,400	60,180	61,974	63,325	63,419	63,180	61,765	60,920	10,441	16.5
Females.....		41,304	41,999	43,000	45,067	46,177	47,815	49,510	50,787	50,916	50,648	49,076	48,044	9,612	18.9
Males.....		11,674	11,854	11,983	12,090	12,223	12,365	12,464	12,538	12,503	12,532	12,689	12,876	1,202	9.3
Drayage and storage, including livery stables and teaming.															
Males.....	567	4,847	4,943	5,065	5,233	5,494	5,598	5,590	5,712	5,864	5,856	5,681	5,437	1,017	17.3
Females.....		4,813	4,909	5,035	5,203	5,462	5,567	5,559	5,680	5,828	5,823	5,641	5,398	1,015	17.4
Males.....		34	34	30	30	32	31	31	32	36	33	40	39	10	(1)
Females.....		7,785	8,365	8,649	8,899	8,859	9,275	10,319	10,493	10,242	10,233	9,861	9,704	2,708	28.8
Males.....		7,770	8,350	8,634	8,848	8,845	9,257	10,283	10,468	10,226	10,218	9,845	9,688	2,698	28.8
Females.....		15	15	15	15	14	18	26	25	16	15	16	16	11	(1)

Electric railroads.....	43	13,130	13,168	13,278	13,725	14,117	14,423	14,625	14,745	14,638	14,637	14,388	14,465	1,615	11.0
Males.....		13,041	13,077	13,188	13,634	14,027	14,335	14,536	14,655	14,543	14,548	14,301	14,376	1,614	11.0
Females.....		89	91	90	91	90	88	89	90	90	89	87	89	4	(1)
Gas, illuminating and heating.....	5	79	73	103	126	101	101	110	108	122	108	122	57	69	54.8
Males.....		79	73	103	126	101	101	110	108	122	108	122	57	69	54.8
Natural gas.....	50	3,574	3,445	3,674	4,275	4,540	4,832	5,550	6,840	6,674	6,501	5,693	5,878	3,229	48.4
Males.....		3,538	3,406	3,634	4,236	4,501	4,842	5,510	6,801	6,635	6,462	5,655	5,840	3,230	48.7
Females.....		36	40	40	39	39	40	40	39	39	39	38	38	4	(1)
Pipe lines (petroleum).....	9	1,053	1,135	1,409	1,386	1,204	1,672	1,834	1,338	1,239	1,174	1,071	1,111	619	37.0
Males.....		1,053	1,135	1,409	1,386	1,204	1,672	1,834	1,338	1,239	1,174	1,071	1,111	619	37.0
Steam railroads.....	10	413	446	427	429	455	444	434	471	503	525	499	505	112	21.3
Males.....		413	446	427	429	455	444	434	471	503	525	499	505	112	21.3
Stockyards.....	27	413	446	427	429	455	444	434	471	503	525	499	505	112	8.7
Males.....		252	245	242	230	231	237	237	237	236	244	235	231	22	8.7
Females.....		161	201	185	199	224	207	237	234	267	281	264	274	90	8.7
Taxicab and bus service.....	90	1,707	1,707	1,771	1,731	1,747	1,812	1,851	1,883	1,975	2,084	2,140	2,192	485	22.2
Males.....		1,703	1,703	1,767	1,727	1,744	1,809	1,848	1,880	1,972	2,081	2,137	2,189	486	22.2
Females.....		4	4	4	4	3	3	3	3	3	3	3	3	1	(1)
Telegraph and telephone, including messenger service.....	391	18,959	19,033	19,277	19,777	20,119	20,223	20,360	20,440	20,425	20,325	20,607	20,774	1,815	8.7
Males.....		7,463	7,364	7,474	7,868	8,076	8,039	8,086	8,002	8,107	7,972	8,102	8,063	743	9.2
Females.....		11,496	11,669	11,803	11,909	12,043	12,184	12,274	12,348	12,318	12,353	12,505	12,691	1,195	9.4
Transportation by water, including stevedoring.....	23	997	1,113	1,109	1,162	1,347	1,299	1,343	1,343	1,288	1,292	1,273	880	467	34.7
Males.....		997	1,112	1,108	1,160	1,345	1,298	1,346	1,342	1,287	1,292	1,273	880	466	34.6
Females.....		1	1	1	2	2	1	1	1	1	1	1	1	2	(1)
Waterworks.....	21	174	171	171	176	177	207	204	202	202	192	186	179	36	17.4
Males.....		174	171	171	176	177	207	204	202	202	192	186	179	36	17.4
Transportation and public utilities, n. o. c.....	3	8	9	8	8	9	13	13	13	16	9	9	7	9	(1)
Males.....		8	9	8	8	9	13	13	13	16	9	9	7	9	(1)

1925: BOOKKEEPERS, STENOGRAPHERS, AND OFFICE CLERKS

ALL INDUSTRIES	33,443	135,487	136,197	136,712	137,220	137,593	138,332	139,765	140,287	140,289	140,570	141,239	141,613	6,426	4.5
Males.....		68,180	68,407	68,699	68,965	69,192	69,770	70,689	70,877	70,813	70,816	70,982	70,967	2,802	3.9
Females.....		67,307	67,790	68,013	68,255	68,401	68,562	69,176	69,410	69,476	69,754	70,257	70,946	3,639	5.1
Agriculture	910	263	301	320	361	350	297	292	281	282	298	288	283	98	27.1
Males.....		192	232	251	290	282	225	222	211	211	224	211	205	10	(1)
Females.....		222	290	278	320	309	252	246	237	236	254	283	236	98	33.8
Florists, fruit growers, and nurserymen.....	235	56	54	53	55	55	52	53	53	54	58	60	60	8	(1)
Males.....		166	206	225	265	256	197	194	184	182	196	178	176	99	37.4
Females.....		41	41	42	41	41	45	46	44	46	44	50	47	9	(1)
Agriculture, n. o. c.....	675	15	15	16	15	15	17	18	17	17	16	17	18	3	(1)
Males.....		26	26	26	25	26	28	28	27	29	28	33	29	8	(1)
Females.....															(1)
Construction	8,407	3,951	3,949	3,986	4,044	4,074	4,116	4,202	4,204	4,209	4,190	4,165	4,153	260	6.2
Males.....		2,153	2,146	2,168	2,202	2,201	2,225	2,281	2,290	2,311	2,297	2,274	2,286	165	7.1
Females.....		1,798	1,803	1,818	1,842	1,873	1,891	1,921	1,914	1,898	1,893	1,891	1,887	123	5.4

¹ Not computed owing to small number represented.

TABLE A.—*Fluctuation in employment in industries other than mining and quarrying in Ohio, 1914 to 1929, by occupation group, industry, and sex—Continued*

1925: BOOKKEEPERS, STENOGRAPHERS, AND OFFICE CLERKS—Continued

Industry and sex	Number of establishments reporting	Number employed on the 15th of each month												Variation from maximum	
		January	February	March	April	May	June	July	August	September	October	November	December	Number	Per cent
Construction—Continued.															
Brick, stone, and cement work, mantle setting.....	775	147	150	149	153	155	164	171	176	173	167	171	29	16.5	
Males.....		91	94	92	97	96	104	109	115	112	107	110	24	20.9	
Females.....		56	56	57	56	59	60	62	61	61	60	61	5	(1)	
Electrical contracting.....	331	522	507	511	507	498	502	504	492	496	512	515	30	5.7	
Males.....		230	225	228	228	218	220	224	216	222	219	229	14	6.1	
Females.....		292	282	283	279	280	282	280	276	273	277	285	19	6.5	
Erecting or installing machinery.....	152	94	94	91	91	92	87	92	96	94	95	94	9	(1)	
Males.....		56	56	54	55	55	51	55	57	55	55	55	6	(1)	
Females.....		38	38	37	36	37	36	37	39	39	39	39	3	(1)	
General contracting, including wrecking.....	3,180	1,311	1,313	1,334	1,359	1,363	1,380	1,410	1,413	1,419	1,410	1,394	1,394	108	7.6
Males.....		774	777	790	799	800	819	819	826	829	817	819	55	6.6	
Females.....		537	536	544	560	566	590	591	593	591	577	575	58	9.8	
Oil, gas, and water, drilling and producing.....	651	333	332	330	330	325	332	335	335	336	326	322	326	11	3.3
Males.....		269	265	260	261	255	263	266	266	272	262	258	261	17	6.3
Females.....		64	67	70	69	70	69	69	69	64	64	64	65	6	(1)
Painting and decorating.....	804	160	165	167	169	174	174	168	168	170	171	169	14	8.0	
Males.....		58	69	68	68	64	62	62	65	67	68	66	10	(1)	
Females.....		102	106	109	110	110	112	106	103	103	103	105	101	11	9.8
Plumbing and steam fitting.....	649	559	563	561	559	567	558	569	568	561	563	560	559	11	1.9
Males.....		240	242	237	233	241	238	245	242	241	239	235	234	11	4.5
Females.....		319	323	324	326	326	320	324	326	320	324	325	325	7	2.1
Sand and gravel excavating.....	124	57	55	56	64	66	70	66	71	70	69	66	16	(1)	
Males.....		35	33	35	41	43	43	45	46	46	46	43	13	(1)	
Females.....		22	22	22	23	23	27	25	25	24	23	23	3	(1)	
Sheet-metal work and roofing.....	403	241	244	248	248	245	244	250	253	257	258	260	259	19	7.3
Males.....		107	104	109	109	108	106	110	114	115	114	115	116	12	10.3
Females.....		134	140	139	139	137	138	140	139	142	144	145	143	11	7.6
Street, road, and sewer contracting.....	965	300	333	306	423	446	467	438	484	489	483	472	480	106	21.7
Males.....		233	230	241	251	259	274	281	283	290	286	280	269	60	20.7
Females.....		157	153	155	172	187	193	207	201	199	197	192	191	54	26.1
Ventilating and heating.....	85	94	97	96	95	98	96	97	96	95	100	106	12	11.3	
Males.....		38	40	40	41	42	40	40	41	38	42	43	49	11	(1)
Females.....		56	58	56	54	56	56	57	57	57	58	57	57	4	(1)
Construction, n. o. c.....	288	43	44	45	46	45	46	48	50	47	46	47	45	7	(1)
Males.....		22	22	24	23	23	24	25	26	24	24	26	24	4	(1)
Females.....		21	22	21	23	22	22	23	24	23	22	21	21	3	(1)

Manufactures	9,502	66,909	67,275	67,610	67,614	67,793	68,082	68,755	68,945	69,219	69,278	69,666	69,500	2,757	4.0
Males.....		38,028	38,237	38,446	38,483	38,599	38,805	39,061	39,210	39,222	39,327	39,446	39,345	1,418	3.6
Females.....		28,881	29,038	29,164	29,131	29,194	29,277	29,694	29,735	29,997	29,951	30,220	24,155	1,339	4.4
Chemicals and allied products	412	4,812	4,831	4,821	4,823	4,813	1,739	4,787	4,819	4,830	4,790	4,783	4,834	95	2.0
Males.....		2,341	2,349	2,357	2,370	2,390	2,409	2,440	2,442	2,447	2,432	2,427	2,417	106	4.3
Females.....		2,471	2,482	2,464	2,444	2,423	2,330	2,358	2,379	2,383	2,348	2,356	2,417	152	6.1
Blacking, cleansing, and polishing preparations	9	53	56	56	58	58	59	61	61	62	63	66	67	14	(1)
Males.....		12	12	12	12	12	13	14	14	14	14	14	14	2	(1)
Females.....		41	44	44	46	46	46	47	47	48	49	52	53	12	(1)
Chemicals, acids, and wood distillation	63	640	646	643	655	654	666	669	675	677	677	676	675	37	5.5
Males.....		429	431	426	432	430	444	447	453	450	452	451	453	27	6.0
Females.....		211	215	217	223	224	222	222	222	227	225	225	222	16	7.0
Fertilizers, tankage	34	110	111	118	117	115	111	114	116	125	118	116	118	15	12.0
Males.....		69	70	77	76	76	74	75	76	80	78	77	77	11	(1)
Females.....		41	41	41	41	39	37	39	40	45	40	39	41	8	(1)
Ink, printing and writing	15	109	110	112	111	109	109	111	110	109	108	109	108	4	3.6
Males.....		49	49	50	49	48	48	50	50	49	48	48	48	2	(1)
Females.....		60	61	62	62	61	61	61	60	60	60	61	60	2	(1)
Oil, linseed, lubricating, and cottonseed, and oil cake	15	101	102	104	104	104	105	106	105	100	98	99	98	8	7.5
Males.....		24	25	25	26	26	27	27	27	26	26	26	26	3	(1)
Females.....		77	78	79	78	78	78	79	78	74	72	73	72	7	(1)
Paint and varnish	92	1,615	1,603	1,593	1,573	1,589	1,529	1,517	1,549	1,551	1,516	1,512	1,563	103	6.4
Males.....		665	662	667	674	684	689	688	692	694	690	689	685	32	4.6
Females.....		950	941	926	899	905	840	829	857	857	826	823	878	127	13.4
Patent medicines and drug compounds	64	558	576	563	567	549	515	518	513	516	512	526	543	64	11.1
Males.....		120	130	132	135	138	129	130	130	130	123	129	128	18	13.0
Females.....		438	446	431	432	411	386	388	383	386	389	397	415	63	14.1
Petroleum refining	34	565	562	565	511	513	517	523	524	526	525	522	510	24	4.6
Males.....		366	361	361	364	368	368	372	374	374	370	368	359	15	4.0
Females.....		199	141	144	147	145	149	151	150	152	155	154	157	16	10.3
Soap, candles, grease, and tallow	48	957	959	960	959	956	961	1,002	1,001	999	996	992	987	46	4.6
Males.....		530	532	526	529	526	534	543	540	546	546	540	542	14	2.6
Females.....		427	427	434	430	430	427	459	461	453	450	452	445	34	7.4
Chemicals and allied products, n. o. c.	38	164	165	167	163	166	167	166	165	165	167	165	165	4	2.4
Males.....		77	77	81	82	82	83	83	84	84	85	85	85	8	(1)
Females.....		87	88	86	86	84	84	83	81	81	82	80	80	8	(1)
Food and kindred products	1,433	3,358	3,364	3,357	3,398	3,398	3,504	3,572	3,553	3,536	3,494	3,509	3,491	215	6.0
Males.....		1,438	1,438	1,437	1,438	1,441	1,459	1,479	1,471	1,484	1,491	1,491	1,474	54	3.6
Females.....		1,920	1,926	1,920	1,931	1,957	2,045	2,093	2,082	2,052	2,003	2,018	2,017	173	8.3
Bakery products	451	461	464	466	463	469	466	479	481	481	475	475	476	20	4.2
Males.....		149	151	152	152	154	152	157	161	159	154	157	159	12	7.5
Females.....		312	313	314	311	315	314	322	320	322	321	318	317	11	3.4
Canning and preserving	89	91	91	90	95	95	95	98	108	122	104	99	95	32	26.2
Males.....		36	36	36	39	37	36	35	37	46	36	33	30	16	(1)
Females.....		55	55	54	56	58	59	63	71	76	68	66	65	22	(1)
Coffee, spices, and peanuts, roasting and grinding	42	217	219	218	217	203	213	217	219	219	220	222	222	19	8.6
Males.....		72	74	74	73	71	70	71	71	70	69	70	71	5	(1)
Females.....		145	145	144	144	132	143	146	148	149	151	152	151	20	13.2

1 Not computed owing to small number represented.

TABLE A.—Fluctuation in employment in industries other than mining and quarrying in Ohio, 1914 to 1929, by occupation group, industry, and sex—Continued

1925: BOOKKEEPERS, STENOGRAPHERS, AND OFFICE CLERKS—Continued

Industry and sex	Number of establishments reporting	Number employed on the 15th of each month												Variation from maximum	
		January	February	March	April	May	June	July	August	September	October	November	December	Number	Per cent
Manufactures—Continued.															
Food and kindred products—Continued.															
Confectionery.....	105	220	216	218	217	223	229	227	228	235	241	243	247	31	12.6
Males.....		52	51	51	51	51	50	50	50	50	52	53	54	4	(1)
Females.....		168	165	167	166	172	179	177	178	185	189	190	193	28	14.5
Cordials, sirups, and flavoring extracts.....	24	200	203	202	200	201	205	208	208	200	201	202	200	8	3.8
Males.....		79	78	77	76	76	79	79	79	78	77	78	77	3	(1)
Females.....		121	125	125	124	125	126	129	122	122	124	124	123	8	6.2
Dairy products and ice cream.....	280	1,006	1,013	1,012	1,031	1,057	1,142	1,184	1,166	1,125	1,075	1,060	1,051	178	15.0
Males.....		403	406	404	405	408	424	441	435	432	419	411	410	38	8.6
Females.....		603	607	608	626	649	718	743	731	693	656	649	641	140	18.8
Flour-mill and grist-mill products.....	238	378	373	377	376	377	377	371	362	365	348	361	362	30	7.9
Males.....		182	182	183	186	185	187	180	175	175	174	175	175	13	7.0
Females.....		196	196	194	190	192	190	191	187	190	174	186	187	10	5.1
Food preparations.....	23	112	113	114	113	116	114	117	118	118	116	118	117	6	5.1
Males.....		64	65	66	66	69	66	69	70	70	69	70	70	6	(1)
Females.....		48	48	48	47	47	48	48	48	48	47	48	47	1	(1)
Slaughtering and meat packing.....	163	586	541	578	575	575	581	588	580	587	582	583	592	17	2.9
Males.....		358	352	353	349	349	354	357	354	364	363	360	358	15	4.1
Females.....		228	229	225	226	226	227	231	226	223	219	223	234	15	6.4
Food and kindred products, n. o. c.....	18	87	86	82	82	82	82	83	83	84	132	146	129	64	43.8
Males.....		43	43	41	41	41	41	40	39	40	78	84	70	45	(1)
Females.....		44	43	41	41	41	41	43	44	44	54	62	59	21	(1)
Iron and steel and their products.....	1,717	22,499	22,677	22,815	22,764	22,770	22,798	23,015	23,132	23,047	23,002	23,171	23,158	672	2.9
Males.....		15,181	15,287	15,332	15,313	14,313	15,316	15,401	15,498	15,455	15,422	15,493	15,534	353	2.3
Females.....		7,318	7,390	7,483	7,451	7,457	7,482	7,614	7,634	7,592	7,580	7,678	7,624	360	4.7
Blast-furnace products.....	26	391	393	391	387	386	384	375	370	356	354	350	351	43	10.9
Males.....		351	352	350	347	346	345	340	337	326	323	316	315	37	10.5
Females.....		40	41	41	40	40	39	35	33	30	31	34	36	11	(1)
Boilers and tanks.....	47	378	382	381	381	382	382	392	398	395	387	386	382	20	5.0
Males.....		301	303	301	303	303	301	310	315	313	303	305	301	15	4.8
Females.....		77	79	80	81	79	81	82	83	82	84	81	81	7	(1)
Bolts, nuts, washers, and rivets.....	29	372	373	379	379	387	384	381	382	384	378	384	387	15	3.9
Males.....		186	185	190	191	196	195	193	193	193	188	193	194	11	5.6
Females.....		186	188	189	188	191	189	188	189	191	190	191	193	7	3.6

Calculating machines.....	24	1,336	1,340	1,359	1,370	1,376	1,353	1,364	1,362	1,355	1,374	1,365	1,384	48	3.5
Males.....		705	703	703	707	719	706	727	720	720	730	733	743	40	5.4
Females.....		631	637	656	663	657	647	637	642	635	644	632	641	32	4.8
Cutlery and tools.....	68	339	339	345	349	354	350	351	358	363	357	365	351	26	7.1
Males.....		139	139	144	146	147	145	145	150	151	148	150	147	12	7.9
Females.....		200	200	201	203	207	205	206	208	212	209	215	204	15	7.0
Doors and shutters, iron and steel.....	8	149	146	141	140	145	147	149	151	151	151	149	151	11	7.3
Males.....		99	97	94	93	98	100	101	101	101	101	100	101	8	7.9
Females.....		50	49	47	47	47	47	48	50	50	50	49	50	3	(1)
Forgings.....	37	334	335	335	334	348	352	343	342	343	348	347	348	18	5.1
Males.....		205	206	207	207	216	219	208	206	208	210	206	208	14	6.4
Females.....		129	129	128	127	132	133	135	136	135	138	141	140	14	9.9
Foundry and machine-shop products.....	1,143	10,187	10,280	10,295	10,316	10,258	10,298	10,440	10,551	10,541	10,530	10,656	10,643	469	4.4
Males.....		6,730	6,793	6,821	6,773	6,767	6,773	6,787	6,897	6,899	6,895	6,939	6,978	248	3.6
Females.....		3,457	3,487	3,474	3,543	3,491	3,525	3,653	3,654	3,642	3,635	3,717	3,665	260	7.0
Gas engines and tractors.....	21	199	201	204	205	206	210	215	218	214	214	215	217	19	8.7
Males.....		126	128	130	129	130	133	135	134	134	134	134	135	9	6.7
Females.....		73	73	74	76	76	77	80	84	80	80	81	82	11	(1)
Pumps and windmills.....	29	335	338	390	391	398	399	406	411	395	392	404	395	26	6.3
Males.....		259	260	260	262	262	274	264	264	266	263	273	266	15	5.5
Females.....		126	128	130	129	132	137	134	147	130	129	131	129	21	14.3
Safes and vaults.....	11	367	360	365	367	366	369	365	366	361	369	375	367	15	4.0
Males.....		193	196	193	195	194	197	195	194	194	199	200	202	9	4.5
Females.....		174	164	172	172	172	172	170	172	167	170	175	165	11	6.3
Scales and balances.....	3	226	221	225	218	222	224	226	220	230	228	230	231	13	5.6
Males.....		121	119	123	115	116	117	122	119	125	121	124	124	10	8.0
Females.....		105	102	102	103	106	107	104	101	105	107	106	107	6	5.6
Sewing-machines, cases, and attachments.....	3	172	174	174	178	178	180	181	180	178	178	178	186	14	7.5
Males.....		102	106	104	103	102	105	105	107	104	104	104	107	5	4.7
Females.....		70	68	70	75	76	75	76	73	74	72	74	79	11	(1)
Steel works and rolling mills.....	68	5,443	5,487	5,518	5,492	5,521	5,548	5,583	5,590	5,549	5,495	5,496	5,488	147	2.6
Males.....		4,349	4,373	4,391	4,371	4,392	4,413	4,431	4,439	4,410	4,379	4,384	4,378	90	2.0
Females.....		1,094	1,114	1,127	1,121	1,129	1,135	1,152	1,151	1,139	1,116	1,112	1,110	58	5.0
Stoves and furnaces.....	84	1,081	1,085	1,094	1,092	1,084	1,087	1,099	1,096	1,107	1,137	1,159	1,158	78	6.7
Males.....		548	549	554	550	546	547	562	553	559	579	583	582	37	6.3
Females.....		533	536	540	542	538	540	537	538	548	558	576	576	43	7.5
Tin plate and terneplate.....	8	144	147	147	147	146	144	144	144	144	131	128	128	19	12.9
Males.....		114	114	115	115	115	114	114	114	114	103	102	102	13	11.3
Females.....		30	33	32	32	31	29	30	30	30	28	26	26	7	(1)
Wire.....	10	379	381	384	383	382	379	385	382	375	372	372	373	13	3.4
Males.....		279	281	281	281	280	278	284	281	273	271	272	272	13	4.6
Females.....		100	100	103	102	102	101	101	102	101	102	101	101	3	2.9
Wirework, wire rope, and cable.....	34	154	179	214	173	167	144	142	140	141	140	136	139	78	36.4
Males.....		50	60	63	60	61	48	47	47	47	49	48	50	16	(1)
Females.....		104	119	151	113	106	96	95	93	94	91	88	89	63	41.7
Iron and steel and their products, n. o. c.....	64	463	466	474	462	464	464	472	471	465	469	476	479	17	3.5
Males.....		324	323	330	320	319	317	321	322	319	322	327	329	12	3.6
Females.....		139	143	144	142	145	147	151	149	146	147	149	150	12	7.9
Leather and leather products.....	141	912	924	920	923	933	925	927	933	940	952	946	950	40	4.2
Males.....		280	284	278	281	278	276	276	283	285	289	288	295	19	6.4
Females.....		632	640	642	642	655	649	651	650	655	663	657	655	31	4.7

¹ Not computed owing to small number represented.

TABLE A.—Fluctuation in employment in industries other than mining and quarrying in Ohio, 1914 to 1929, by occupation group, industry, and sex—Continued

1925: BOOKKEEPERS, STENOGRAPHERS, AND OFFICE CLERKS—Continued

Industry and sex	Number of establishments reporting	Number employed on the 15th of each month												Variation from maximum		
		January	February	March	April	May	June	July	August	September	October	November	December	Number	Per cent	
Manufactures—Continued.																
Leather and leather products—Continued.																
Boots, shoes, cut stock, and findings.....	61	702	711	709	718	723	716	721	721	726	734	723	721	32	4.4	
Males.....		178	178	176	179	177	176	178	181	181	183	182	184	8	4.3	
Females.....		524	533	533	539	546	540	543	540	545	551	541	537	27	4.9	
Leather, tanned, curried, and finished.....	21	63	64	63	64	62	62	62	65	65	66	66	66	4	(1)	
Males.....		30	31	30	30	30	30	31	31	31	31	31	31	1	(1)	
Females.....		33	33	33	34	32	32	32	34	34	35	35	35	3	(1)	
Saddlery and harness.....	14	64	68	67	65	64	63	62	64	66	65	68	68	72	10	(1)
Males.....		40	43	40	40	39	37	37	39	42	41	42	46	9	(1)	
Females.....		24	25	27	25	25	26	25	24	24	24	26	26	3	(1)	
Leather and leather products, n. o. c.....	45	83	81	81	81	84	84	82	83	83	87	89	91	10	(1)	
Males.....		32	32	32	32	33	33	31	32	31	34	34	34	3	(1)	
Females.....		51	49	49	49	52	51	51	51	52	53	55	57	8	(1)	
Liquors and beverages.....	147	268	269	270	276	283	295	299	293	292	282	279	273	31	10.4	
Males.....		162	161	161	158	162	170	171	169	167	161	161	158	13	7.6	
Females.....		106	108	109	118	121	125	128	124	145	121	118	115	22	17.2	
Mineral waters and beverages.....	141	249	249	249	254	260	271	275	270	267	259	257	251	26	9.5	
Males.....		156	155	155	152	156	164	164	162	160	154	155	152	12	7.3	
Females.....		93	94	94	102	104	107	111	108	107	105	102	99	18	16.2	
Liquors and beverages, n. o. c.....	6	19	20	21	22	23	24	24	23	25	23	22	22	6	(1)	
Males.....		6	6	6	6	7	6	7	7	7	6	6	6	1	(1)	
Females.....		13	14	15	16	17	18	17	16	18	16	16	16	5	(1)	
Lumber and its products.....	1,175	2,221	2,232	2,243	2,278	2,291	2,299	2,315	2,331	2,308	2,316	2,321	2,316	110	4.7	
Males.....		1,251	1,253	1,260	1,266	1,278	1,284	1,294	1,300	1,294	1,289	1,288	1,288	49	3.8	
Females.....		970	979	983	1,012	1,015	1,021	1,021	1,031	1,014	1,027	1,033	1,028	63	6.1	
Coffins and undertakers' goods.....	14	88	88	88	90	91	85	91	91	92	91	91	91	7	(1)	
Males.....		43	43	43	44	43	43	44	44	45	45	45	45	2	(1)	
Females.....		45	45	45	46	48	42	47	47	46	46	46	46	5	(1)	
Cooperage and related goods.....	84	88	90	89	91	91	88	89	90	86	86	87	87	5	(1)	
Males.....		30	30	30	29	30	28	28	30	27	27	27	27	3	(1)	
Females.....		58	60	59	62	61	60	61	60	59	59	60	60	4	(1)	
Furniture.....	166	404	411	410	414	415	418	422	423	426	431	434	439	35	8.0	
Males.....		208	210	210	207	208	209	219	221	218	217	221	225	17	7.6	
Females.....		196	201	200	207	207	209	203	207	208	214	213	214	18	8.4	
Matches.....	5	61	63	64	63	62	62	65	64	60	60	59	59	6	(1)	
Males.....		32	32	32	32	32	32	31	31	31	30	29	29	3	(1)	
Females.....		29	31	32	31	30	30	34	33	29	30	30	30	5	(1)	

Saw-mill and planing-mill products.....	750	1,300	1,268	1,310	1,334	1,345	1,363	1,366	1,370	1,360	1,364	1,357	1,352	72	5.3
Males.....		810	809	816	822	829	834	840	842	845	845	839	836	36	4.3
Females.....		490	459	494	512	516	529	526	528	518	519	518	516	40	7.6
Wood bending, turning, and carving.....	40	51	51	51	52	53	53	53	53	53	53	53	53	2	(1)
Males.....		28	28	28	29	30	30	30	30	30	30	30	30	2	(1)
Females.....		23	23	23	23	23	23	23	23	23	23	23	23		
Lumber and its products, n. o. c.....	116	229	231	231	234	234	230	229	235	231	231	240	235	11	4.6
Males.....		100	101	101	103	104	102	102	102	101	95	97	96	9	8.7
Females.....		129	130	130	131	130	128	127	133	130	136	143	139	16	11.2
Metals and metal products, other than iron and steel.....	488	3,577	3,574	3,594	3,596	3,596	3,614	3,594	3,610	3,637	3,689	3,688	3,694	120	3.2
Males.....		1,788	1,794	1,807	1,806	1,819	1,831	1,820	1,825	1,836	1,873	1,872	1,847	85	4.5
Females.....		1,789	1,780	1,787	1,790	1,777	1,783	1,774	1,785	1,801	1,816	1,816	1,847	73	4.0
Brass, bronze, and aluminum products.....	144	671	662	667	676	670	682	695	701	691	689	692	692	39	5.6
Males.....		352	345	344	349	350	356	359	360	354	352	354	350	16	4.4
Females.....		319	317	323	327	320	326	336	341	337	337	338	342	25	7.3
Caskets, metal.....	4	59	59	59	59	60	60	59	60	60	60	60	60	1	(1)
Males.....		32	32	32	32	32	32	32	32	32	32	32	32		
Females.....		27	27	27	27	28	28	27	28	28	28	28	28		
Clocks, watches, and materials.....	7	81	83	82	82	80	81	81	82	82	85	85	84	5	1
Males.....		40	41	40	41	40	41	41	42	42	44	44	43	4	(1)
Females.....		41	42	42	41	40	40	40	40	41	41	41	41	2	(1)
Copper, tin, and sheet-iron products.....	175	1,108	1,112	1,126	1,123	1,125	1,141	1,153	1,151	1,176	1,160	1,160	1,152	68	5.8
Males.....		598	606	616	610	611	624	634	638	645	643	640	635	47	7.3
Females.....		510	504	510	513	514	517	519	513	531	517	520	517	27	5.1
Furniture and office fixtures.....	16	316	318	317	319	317	328	295	300	299	317	300	306	33	10.1
Males.....		160	158	160	164	162	168	158	158	159	167	159	162	10	6.0
Females.....		156	160	157	155	155	160	137	142	140	150	141	144	23	14.4
Gas and electric fixtures, lamps, and reflectors.....	48	1,103	1,104	1,103	1,100	1,111	1,081	1,074	1,075	1,078	1,123	1,134	1,136	62	5.5
Males.....		502	506	511	506	521	504	492	491	496	524	531	514	30	5.8
Females.....		601	596	592	594	590	577	582	584	582	599	603	622	45	7.2
Jewelry, including reducing and refining.....	29	128	125	126	123	121	127	127	129	129	133	133	140	19	13.6
Males.....		53	52	54	54	54	56	56	55	54	55	55	55	4	(1)
Females.....		75	73	72	69	67	71	71	74	75	78	78	85	18	(1)
Metals and metal products, other than iron and steel, n. o. c.....	65	111	111	114	114	112	114	110	112	122	122	124	124	14	11.3
Males.....		51	50	50	50	49	50	48	49	54	56	57	56	9	(1)
Females.....		60	61	64	64	63	64	62	63	68	66	67	68	8	(1)
Paper and printing.....	1,037	7,305	7,276	7,271	7,167	7,130	7,074	7,097	7,104	7,387	7,411	7,657	7,627	583	7.6
Males.....		3,216	3,205	3,238	3,270	3,275	3,284	3,308	3,294	3,321	3,341	3,368	3,379	174	5.1
Females.....		4,089	4,071	4,033	3,897	3,855	3,790	3,789	3,810	4,066	4,070	4,289	4,248	500	11.7
Bags, paper.....	10	61	60	62	63	64	63	66	66	66	66	65	65	6	(1)
Males.....		20	19	20	21	21	20	21	22	21	22	21	21	3	(1)
Females.....		41	41	42	42	43	43	45	44	45	44	44	44	4	(1)
Boxes, fancy and paper.....	74	278	276	278	280	278	283	283	283	280	279	283	284	8	2.8
Males.....		124	123	123	125	125	123	123	121	125	126	126	128	7	5.5
Females.....		154	153	155	155	153	158	160	162	155	153	157	156	9	5.6
Envelopes.....	8	55	53	54	56	56	56	57	55	56	55	56	58	5	(1)
Males.....		15	15	15	15	16	16	16	15	15	14	14	15	2	(1)
Females.....		40	38	39	41	41	40	41	40	41	41	42	43	5	(1)

† Not computed owing to small number represented.

TABLE A.—Fluctuation in employment in industries other than mining and quarrying in Ohio, 1914 to 1929, by occupation group, industry, and sex—Continued

1925: BOOKKEEPERS, STENOGRAPHERS, AND OFFICE CLERKS—Continued

Industry and sex	Number of establishments reporting	Number employed on the 15th of each month												Variation from maximum	
		January	February	March	April	May	June	July	August	September	October	November	December	Number	Per cent
Manufactures—Continued.															
Paper and printing—Continued.															
Paper, including stationery.....	61	591	592	594	597	599	606	617	612	614	606	609	610	26	4.2
Males.....		302	302	303	303	305	307	309	307	305	304	308	306	7	2.3
Females.....		289	290	291	294	294	299	308	305	309	302	301	304	20	6.5
Photo-engraving.....	31	81	79	79	81	81	79	79	80	81	50	79	79	2	(1)
Males.....		37	35	35	36	35	35	35	36	37	37	37	36	2	(1)
Females.....		44	44	44	45	46	44	44	44	44	42	42	43	4	(1)
Printing and publishing.....	766	5,984	5,959	5,949	5,833	5,790	5,729	5,734	5,747	6,026	6,064	6,301	6,266	572	9.1
Males.....		2,606	2,599	2,630	2,658	2,656	2,666	2,689	2,677	2,702	2,723	2,743	2,757	153	5.7
Females.....		3,378	3,360	3,319	3,175	3,134	3,063	3,045	3,070	3,324	3,341	3,558	3,509	464	13.2
Stereotyping and electrotyping.....	44	115	117	118	115	119	115	116	115	119	118	120	120	5	4.2
Males.....		64	64	65	64	66	64	63	64	65	65	69	66	6	(1)
Females.....		51	53	51	51	53	51	53	51	54	53	51	54	3	(1)
Paper and printing, n. o. c.....	43	140	140	139	142	142	143	145	146	145	143	144	145	7	4.8
Males.....		48	48	47	48	51	51	52	52	51	50	50	50	5	(1)
Females.....		92	92	92	94	91	92	93	94	94	93	94	95	4	(1)
Rubber products.....	113	5,193	5,341	5,417	5,493	5,561	5,681	5,881	5,822	5,740	5,766	5,724	5,746	688	11.7
Males.....		3,518	3,616	3,663	3,679	3,701	3,821	3,872	3,910	3,859	3,881	3,879	3,892	392	10.0
Females.....		1,675	1,725	1,754	1,814	1,860	1,860	2,009	1,912	1,881	1,885	1,845	1,854	334	16.6
Druggists' sundries and toys, rubber.....	44	325	328	325	321	320	320	322	320	315	319	321	327	13	4.0
Males.....		179	178	175	174	173	173	171	167	166	168	169	171	13	7.3
Females.....		146	150	150	150	148	147	151	153	149	151	152	156	10	6.4
Tires and tubes.....	54	4,788	4,931	5,008	5,084	5,150	5,268	5,451	5,396	5,315	5,336	5,266	5,302	663	12.2
Males.....		3,297	3,396	3,445	3,464	3,486	3,606	3,645	3,691	3,638	3,663	3,662	3,663	394	10.7
Females.....		1,491	1,535	1,563	1,620	1,664	1,662	1,803	1,705	1,677	1,678	1,634	1,639	312	17.3
Rubber products, n. o. c.....	15	80	82	84	85	90	93	108	106	110	111	117	117	37	31.6
Males.....		42	42	43	41	42	42	53	52	55	55	58	58	17	(1)
Females.....		38	40	41	44	48	51	55	54	55	56	59	59	21	(1)
Stone, clay, and glass products.....	762	1,895	1,893	1,911	1,923	1,946	1,978	2,014	2,032	2,024	2,012	2,010	2,011	139	6.8
Males.....		1,012	1,010	1,015	1,018	1,040	1,066	1,086	1,086	1,090	1,083	1,087	1,086	80	7.3
Females.....		883	883	896	905	906	912	928	942	934	929	923	925	59	6.3
Brick and tile, clay.....	194	408	408	409	416	423	430	438	438	439	436	431	426	31	7.1
Males.....		247	245	243	243	249	256	265	263	260	260	258	256	22	8.3
Females.....		161	163	166	173	174	174	173	175	179	176	173	170	18	10.1

Cement.....	12	42	42	43	41	46	47	57	57	60	58	61	20	(1)
Males.....		35	35		34	36	36	42	41	43	43	45	11	(1)
Females.....		7	7	7	7	10	11	15	16	17	15	16	9	(1)
Concrete products.....	147	95	99	100	105	105	112	116	113	112	115	113	21	(1)
Males.....		56	58	58	63	62	67	69	69	69	70	71	16	(1)
Females.....		39	41	42	42	43	45	47	44	42	43	42	8	(1)
Glass.....	33	433	424	431	430	437	445	447	451	450	446	449	28	(1)
Males.....		223	220	222	231	238	239	240	244	244	236	240	24	(1)
Females.....		210	204	209	207	206	207	208	211	206	210	209	212	(1)
Marble and stone work; stoneyards.....	90	106	106	108	109	113	117	123	123	118	115	114	18	(1)
Males.....		57	58	60	61	63	66	69	69	66	65	65	12	(1)
Females.....		48	48	48	48	50	51	54	54	52	50	49	6	(1)
Pottery, terra-cotta and fire-clay products.....	176	650	651	655	657	655	662	673	677	676	673	676	27	(1)
Males.....		313	313	315	313	316	318	323	323	327	327	327	14	(1)
Females.....		337	338	340	344	339	344	350	354	349	346	349	17	(1)
Stone, clay, and glass products, n. o. c.....	110	162	163	165	165	167	166	170	171	171	170	170	9	(1)
Males.....		81	81	81	81	83	85	85	84	83	82	83	4	(1)
Females.....		81	82	84	84	84	81	85	87	88	88	87	7	(1)
Textiles.....	705	2,984	3,033	3,066	3,024	3,016	3,025	3,084	3,090	3,177	3,111	3,099	193	(1)
Males.....		1,153	1,162	1,160	1,140	1,139	1,148	1,153	1,153	1,153	1,144	1,158	18	(1)
Females.....		1,831	1,871	1,906	1,884	1,877	1,876	1,936	1,937	2,024	1,967	1,941	193	(1)
Awnings, tents, and sails, including auto fabrics.....	46	254	253	261	264	270	282	288	284	281	284	282	35	(1)
Males.....		94	94	96	97	97	102	104	104	103	107	108	14	(1)
Females.....		160	159	165	167	173	180	184	180	178	177	174	25	(1)
Clothing, men's, including shirts and coat pads.....	192	1,166	1,212	1,230	1,192	1,181	1,174	1,161	1,175	1,270	1,196	1,179	1,162	(1)
Males.....		892	936	401	374	369	371	367	373	375	370	375	34	(1)
Females.....		774	814	829	818	812	803	794	802	895	826	804	794	(1)
Clothing, women's, including corsets.....	105	385	357	388	366	377	384	446	449	437	429	428	417	(1)
Males.....		162	168	168	168	168	167	166	164	163	152	154	151	(1)
Females.....		223	219	220	218	209	217	280	285	274	277	274	76	(1)
Cordage, twine, jute, and linen goods.....	5	74	74	75	73	75	75	75	73	71	72	73	4	(1)
Males.....		32	31	32	31	33	32	33	33	32	31	33	2	(1)
Females.....		42	43	43	42	42	42	42	40	39	41	40	2	(1)
Custom tailoring, men's and women's.....	96	233	232	238	243	238	234	230	231	235	242	242	287	(1)
Males.....		111	110	100	104	106	108	109	109	109	111	111	112	(1)
Females.....		122	122	138	139	132	126	125	122	126	131	131	145	(1)
Flags, banners, and regalias.....	8	156	157	154	151	152	153	150	150	150	147	150	10	(1)
Males.....		81	76	74	76	76	76	77	76	76	76	77	4	(1)
Females.....		81	83	80	75	76	76	73	74	74	71	73	12	(1)
Hosiery and knit goods.....	37	149	145	146	143	145	144	145	146	145	151	154	11	(1)
Males.....		35	32	35	34	35	35	35	35	36	36	36	4	(1)
Females.....		114	113	111	109	110	109	109	110	110	115	118	9	(1)
Mattresses, pillows, and cotton felts.....	31	85	86	86	86	87	89	89	90	91	92	92	9	(1)
Males.....		43	44	44	45	45	45	45	45	45	45	46	4	(1)
Females.....		42	42	42	41	43	44	44	46	46	47	46	6	(1)
Millinery and lace goods, including artificial flowers and feathers.....	84	81	83	83	83	83	83	82	82	82	81	80	3	(1)
Males.....		32	33	33	33	33	33	33	33	33	32	31	2	(1)
Females.....		49	50	50	50	50	50	49	49	49	49	49	1	(1)

1 Not computed owing to small number represented.

TABLE A.—*Fluctuation in employment in industries other than mining and quarrying in Ohio, 1914 to 1929, by occupation group, industry, and sex—Continued*

1925: BOOKKEEPERS, STENOGRAPHERS, AND OFFICE CLERKS—Continued

Industry and sex	Number of establishments reporting	Number employed on the 15th of each month												Variation from maximum		
		January	February	March	April	May	June	July	August	September	October	November	December	Number	Per cent	
Manufactures—Continued.																
Textiles—Continued.																
Woolen, worsted, and wool-felt goods, including fur and felt hats.....	16	99	99	99	99	99	99	100	99	99	99	99	99	99	1	1.0
Males.....		60	60	60	60	60	60	61	60	60	60	60	60	60	1	(1)
Females.....		39	39	39	39	39	39	39	39	39	39	39	39	39		
Textiles, n. o. c.....	135	302	305	308	304	309	310	316	312	315	318	319	322	20	6.2	
Males.....		117	118	117	118	118	120	122	121	121	124	126	125	9	7.1	
Females.....		185	187	191	186	191	190	194	191	194	194	198	197	12	6.1	
Tobacco manufactures.....	175	184	176	173	181	182	183	193	203	207	207	210	210	37	17.6	
Males.....		81	81	81	82	82	80	83	87	88	88	89	90	10	(1)	
Females.....		103	95	92	99	100	103	110	116	119	119	118	120	28	23.3	
Vehicles.....	319	4,968	4,984	5,017	5,032	5,026	4,970	4,939	4,963	5,010	5,088	5,078	5,074	149	2.9	
Males.....		3,261	3,258	3,289	3,286	3,269	3,185	3,186	3,187	3,209	3,254	3,254	3,266	104	3.2	
Females.....		1,707	1,726	1,728	1,746	1,757	1,785	1,753	1,776	1,801	1,834	1,824	1,808	127	6.9	
Airplanes and parts.....	7	136	117	122	120	115	108	111	86	79	72	74	76	64	47.1	
Males.....		90	75	79	77	75	70	72	65	58	52	54	57	38	(1)	
Females.....		46	42	43	43	40	38	39	21	21	20	20	19	27	(1)	
Automobiles and parts.....	185	4,110	4,142	4,167	4,176	4,192	4,161	4,133	4,193	4,245	4,317	4,297	4,289	207	4.8	
Males.....		2,718	2,728	2,751	2,742	2,735	2,677	2,679	2,690	2,717	2,761	1,755	2,757	84	3.0	
Females.....		1,392	1,414	1,416	1,434	1,457	1,484	1,454	1,503	1,528	1,556	1,542	1,532	164	10.5	
Bicycles, motor cycles, and parts.....	7	77	77	78	79	80	79	80	80	83	82	82	82	6	(1)	
Males.....		41	41	41	41	41	41	42	42	46	44	43	43	5	(1)	
Females.....		36	36	37	38	39	38	38	37	38	39	39	39	3	(1)	
Carriages and sleds, children's.....	6	69	71	72	69	68	71	70	71	70	73	74	73	6	(1)	
Males.....		26	27	27	26	26	25	25	26	26	26	26	27	2	(1)	
Females.....		43	44	45	43	42	46	45	45	44	48	48	46	6	(1)	
Carriages, wagons, and materials, including repairing.....	83	153	156	156	159	161	164	165	160	158	156	157	156	12	7.3	
Males.....		75	75	77	78	79	79	79	79	74	76	76	75	5	(1)	
Females.....		78	81	79	81	82	85	86	83	84	80	81	81	8	(1)	
Cars, steam and street railroad.....	16	313	313	314	320	303	282	276	278	275	284	288	290	45	14.1	
Males.....		239	240	243	251	244	226	221	223	221	227	229	235	30	12.0	
Females.....		74	73	71	69	59	56	55	55	54	57	59	55	20	(1)	

Ship and boat building	14	107	105	105	106	104	102	101	92	97	101	103	105	15	14.0
Males		71	71	70	70	68	66	67	63	66	68	70	71	8	()
Females		36	34	35	36	36	36	34	29	31	33	33	34	7	()
Vehicles, n. o. c.	1	3	3	3	3	3	3	3	3	3	3	3	3		()
Males		1	1	1	1	1	1	1	1	1	1	1	1		()
Females		2	2	2	2	2	2	2	2	2	2	2	2		()
Miscellaneous manufactures	878	6,733	6,701	6,735	6,760	6,848	6,997	7,038	7,060	7,064	7,168	7,194	7,029	493	6.9
Males		3,346	3,339	3,368	3,367	3,414	3,481	3,508	3,503	3,534	3,579	3,580	3,474	251	7.0
Females		3,387	3,362	3,367	3,393	3,434	3,516	3,530	3,557	3,530	3,589	3,614	3,555	242	6.7
Agricultural implements	36	352	356	361	361	359	366	361	356	358	366	368	373	22	6.5
Males		228	231	234	224	230	232	230	226	223	233	233	237	14	5.9
Females		124	125	127	127	129	134	131	130	135	133	135	136	12	5.5
Batteries, dry and storage	17	335	330	327	323	322	310	308	305	311	313	312	323	30	5.9
Males		203	200	198	195	195	191	187	186	187	187	186	191	17	5.9
Females		132	130	129	128	127	119	121	119	124	126	126	132	13	5.9
Brushes	23	55	56	55	54	57	56	57	58	60	58	61	62	7	5.5
Males		25	25	23	24	26	26	26	26	24	24	23	27	5	5.5
Females		30	31	32	30	31	30	31	32	33	34	33	35	5	5.5
Coke	9	119	117	119	118	117	115	111	111	111	108	110	109	11	9.2
Males		107	106	107	106	105	103	99	99	99	96	98	97	11	10.3
Females		12	12	12	12	12	12	12	12	12	12	12	12		()
Dairymen's, poultryers', and apiarists' supplies	5	121	135	122	116	116	117	116	110	118	125	125	132	25	18.5
Males		36	36	38	37	37	43	42	42	48	49	49	48	13	()
Females		85	99	84	79	79	74	74	68	70	77	76	84	31	()
Dentists' supplies	15	89	88	88	90	91	91	90	88	89	86	87	89	6	()
Males		26	27	27	28	27	27	27	28	28	26	26	26	2	()
Females		63	62	61	62	64	64	63	61	61	59	61	63	5	()
Electrical machinery, apparatus, and supplies	159	3,190	3,201	3,232	3,274	3,315	3,391	3,411	3,442	3,470	3,548	3,616	3,421	436	11.8
Males		1,806	1,802	1,816	1,825	1,863	1,908	1,928	1,934	1,943	1,983	2,007	1,880	205	10.3
Females		1,384	1,399	1,416	1,449	1,452	1,483	1,483	1,508	1,527	1,565	1,609	1,541	225	14.8
Fire extinguishers, chemical	7	114	96	93	99	101	99	103	106	104	114	101	101	21	18.4
Males		40	42	42	44	44	44	47	47	47	46	45	46	7	()
Females		74	54	51	55	57	55	56	59	57	68	56	55	23	()
Foundry supplies	10	68	68	69	70	71	71	71	70	71	70	70	71	3	()
Males		42	42	43	43	43	43	43	43	43	43	44	44	2	()
Females		26	26	27	27	27	28	28	27	27	27	26	27	2	()
Hand stamps, stencils, and brands	19	56	56	58	59	57	59	60	59	58	59	60	60	4	()
Males		18	18	20	21	20	21	22	21	21	21	22	22	4	()
Females		38	38	38	38	37	38	38	38	37	37	38	38	1	()
Ice, manufactured	128	299	297	298	313	314	419	436	431	402	356	325	317	139	11.9
Males		118	119	118	120	128	138	145	146	144	141	130	129	28	19.2
Females		181	178	180	193	226	281	291	285	258	215	195	188	113	38.3
Instruments, professional and scientific	18	79	85	86	86	85	86	87	87	88	87	87	87	9	()
Males		31	32	32	32	32	33	33	33	33	33	33	33	2	()
Females		48	53	54	54	53	53	54	54	55	54	54	54	7	()
Musical instruments and materials, other than pianos and organs	16	99	98	99	95	93	89	86	82	84	89	89	87	17	()
Males		30	30	30	31	31	32	31	31	31	31	30	30	2	()
Females		69	68	69	64	62	57	55	52	53	58	59	57	17	()

¹ Not computed owing to small number represented.

TABLE A.—Fluctuation in employment in industries other than mining and quarrying in Ohio, 1914 to 1929, by occupation group, industry, and sex—Continued

1925: BOOKKEEPING, STENOGRAPHERS, AND OFFICE CLERKS—Continued

Industry and sex	Number of establishments reporting	Number employed on the 15th of each month												Variation from maximum	
		January	February	March	April	May	June	July	August	September	October	November	December	Number	Per cent
Manufactures—Continued.															
Miscellaneous manufactures—Continued.															
Optical goods.....	37	148	147	151	152	153	154	158	154	140	142	142	142	18	11.4
Males.....		49	49	50	50	49	50	53	55	48	49	47	47	8	()
Females.....		99	98	101	102	104	104	105	99	92	93	95	95	13	12.4
Pens, fountain, stylographic, and gold.....	5	81	77	68	66	65	64	63	63	64	66	65	66	18	()
Males.....		17	17	15	15	15	14	13	12	13	13	13	12	5	()
Females.....		64	60	53	51	50	50	50	51	51	53	52	54	14	()
Pianos, organs, and materials.....	14	112	110	108	108	103	105	107	103	102	104	103	106	10	8.9
Males.....		60	60	59	58	56	56	56	56	56	55	55	56	5	()
Females.....		52	50	49	50	47	49	48	47	46	48	48	50	6	()
Radios and parts.....	10	161	141	128	116	101	103	107	127	144	162	160	160	61	37.7
Males.....		59	53	50	49	45	44	48	49	59	66	65	70	26	()
Females.....		102	88	78	67	56	59	59	78	85	96	95	90	46	45.1
Roofing materials.....	5	150	181	182	182	181	181	181	180	180	180	181	181	2	1.1
Males.....		84	84	84	84	84	84	84	84	84	84	84	84		
Females.....		96	97	98	98	97	97	97	96	96	96	97	97	2	()
Signs and advertising novelties.....	57	313	290	325	324	324	323	327	330	326	328	328	330	31	9.4
Males.....		85	85	99	99	95	98	100	102	102	103	102	102	18	17.5
Females.....		228	214	226	225	229	225	227	231	224	225	226	228	17	7.4
Sporting and athletic goods.....	13	140	137	140	142	151	149	149	149	150	149	146	142	14	9.3
Males.....		45	45	46	46	48	49	46	48	49	48	46	46	4	()
Females.....		95	92	94	96	103	100	103	101	101	101	100	96	11	10.7
Toys and games.....	30	144	144	147	147	148	151	147	145	150	151	156	164	20	12.2
Males.....		54	54	55	55	55	58	57	55	55	58	58	60	6	()
Females.....		90	90	92	92	93	93	90	90	95	93	98	104	14	13.5
Washing machines and clothes wringers.....	19	88	84	80	79	78	78	77	78	73	70	64	65	24	()
Males.....		40	39	35	32	34	32	32	31	33	31	28	27	13	()
Females.....		48	45	45	47	44	46	45	45	40	39	36	38	12	()
Miscellaneous manufactures, n. o. c.....	226	300	398	390	396	407	420	425	428	432	438	438	441	51	11.6
Males.....		143	145	148	149	152	155	156	154	161	159	161	160	18	11.2
Females.....		247	253	251	247	255	265	269	272	271	279	277	281	34	12.1
Service.....	5,971	33,109	33,443	33,435	33,663	33,779	34,019	34,657	34,821	34,610	34,626	34,588	34,743	1,712	4.9
Males.....		15,632	15,685	15,700	15,803	15,861	16,045	16,471	16,537	16,441	16,330	16,344	16,413	905	5.5
Females.....		17,477	17,758	17,735	17,860	17,918	17,974	18,186	18,284	18,169	18,296	18,244	18,330	853	4.7

Advertising.....	45	291	284	282	290	284	295	296	297	308	299	304	294	20	8.4
Males.....		136	134	135	136	137	141	143	145	143	138	145	140	11	7.6
Females.....		155	150	147	154	147	154	153	152	165	161	159	154	18	10.9
Banks.....	599	12,003	11,975	11,965	12,048	12,068	12,285	12,520	12,532	12,384	12,283	12,312	12,392	567	4.5
Males.....		6,795	6,792	6,765	6,810	6,818	6,910	7,082	7,062	6,904	6,816	6,832	6,958	327	4.6
Females.....		5,208	5,183	5,210	5,238	5,270	5,325	5,438	5,450	5,390	5,367	5,380	5,434	207	4.9
Bowling alleys and parks.....	138	66	65	70	80	105	145	165	185	123	77	65	64	121	65.4
Males.....		44	44	47	51	62	70	91	99	71	45	42	41	58	(1)
Females.....		22	21	23	29	43	75	72	86	52	32	23	23	65	(1)
Clubs, athletic, country, and yacht.....	140	192	196	193	200	207	210	217	211	217	209	203	203	25	11.5
Males.....		106	107	103	104	109	111	115	111	112	111	109	113	12	10.4
Females.....		86	89	90	96	98	99	102	100	105	98	94	90	19	18.1
Garages, including auto-body repair.....	1,242	2,510	2,539	2,583	2,596	2,637	2,672	2,689	2,731	2,723	2,716	2,693	2,702	221	8.1
Males.....		1,091	1,115	1,111	1,113	1,134	1,154	1,164	1,173	1,164	1,154	1,149	1,149	82	7.0
Females.....		1,419	1,424	1,472	1,483	1,503	1,515	1,535	1,558	1,559	1,562	1,544	1,553	143	9.2
Hospitals.....	136	54	56	496	503	503	501	516	528	521	565	571	574	83	14.5
Males.....		437	441	441	447	445	446	456	472	464	509	513	513	58	4
Females.....		1,306	1,377	1,370	1,378	1,389	1,368	1,365	1,402	1,411	1,406	1,373	1,376	105	15.3
Hotels.....	340	701	697	704	709	683	674	709	674	706	704	695	681	85	7.4
Males.....		605	680	673	680	685	685	691	693	705	702	678	684	100	4.9
Females.....		746	734	746	772	769	771	782	787	784	781	777	760	100	14.2
Laundries and dry cleaners.....	368	97	97	97	104	100	102	109	107	107	104	103	105	60	7.6
Males.....		649	637	649	668	669	669	673	687	680	678	680	678	105	12
Females.....		13,252	13,529	13,459	13,508	13,527	13,600	13,943	14,033	13,860	13,920	13,931	14,055	803	7.7
Offices.....	1,088	5,962	5,994	6,040	6,068	6,104	6,183	6,432	6,446	6,450	6,455	6,455	6,516	554	5.7
Males.....		7,290	7,535	7,419	7,440	7,423	7,417	7,511	7,587	7,410	7,465	7,476	7,530	297	8.5
Females.....		266	261	269	267	270	267	267	267	266	267	269	271	10	3.9
Office buildings, including window cleaning.....	326	82	81	81	82	83	81	76	77	76	76	78	78	7	3.7
Males.....		184	180	188	185	187	187	191	190	190	191	191	193	13	6.7
Females.....		156	156	161	157	156	154	154	156	153	150	151	147	14	8.6
Professional.....	41	59	58	61	57	57	56	56	56	54	52	53	53	9	(1)
Males.....		97	98	100	100	99	98	98	100	99	98	98	94	6	6.0
Females.....		258	258	258	264	265	266	265	252	259	269	264	268	17	6.3
Restaurants.....	758	75	75	77	77	77	80	76	74	81	77	74	75	7	(1)
Males.....		183	183	181	187	191	186	189	178	178	192	190	193	15	7.8
Females.....		518	507	513	521	513	489	450	420	509	528	528	511	108	20.5
Schools and colleges.....	89	128	125	127	122	116	113	103	96	113	121	123	116	32	25.0
Males.....		390	382	386	399	397	376	347	324	396	407	405	395	83	20.4
Females.....		387	385	386	386	389	376	368	357	377	425	425	399	68	16.0
Social agencies.....	77	47	45	45	43	45	38	43	40	40	46	50	50	12	(1)
Males.....		340	340	341	343	344	338	325	317	337	379	375	349	62	16.4
Females.....		260	264	265	264	249	237	239	249	273	278	278	267	41	14.7
Theaters.....	231	79	78	80	81	71	73	75	79	86	84	86	85	15	(1)
Males.....		181	186	185	183	178	164	164	170	192	194	192	182	30	15.5
Females.....		258	268	270	277	271	273	253	265	269	279	278	281	28	10.0
Y. M. C. A. and Y. W. C. A.....	25	129	138	141	142	139	143	126	138	137	144	144	146	20	13.7
Males.....		129	130	129	135	132	120	127	127	132	135	134	135	8	5.0
Females.....		149	151	149	152	154	159	160	162	165	161	162	163	16	9.7
Service, n. o. c.....	328	47	49	48	48	50	52	50	49	50	47	48	49	5	(1)
Males.....		102	103	101	104	104	107	110	113	115	114	114	114	14	12.2
Females.....															

1 Not computed owing to small number represented.

TABLE A.—Fluctuation in employment in industries other than mining and quarrying in Ohio, 1914 to 1929, by occupation group, industry, and sex—Continued

1925: BOOKKEEPERS, STENOGRAPHERS, AND OFFICE CLERKS—Continued

Industry and sex	Number of establishments reporting	Number employed on the 15th of each month												Variation from maximum	
		January	February	March	April	May	June	July	August	September	October	November	December	Number	Per cent
Trade, retail and wholesale	7,277	22,055	22,020	22,077	22,206	22,212	22,187	22,024	22,132	22,094	22,273	22,597	23,277	1,257	5.4
Males.....		7,434	7,413	7,428	7,409	7,484	7,494	7,441	7,466	7,481	7,507	7,557	7,591	178	2.3
Females.....		14,621	14,607	14,649	14,737	14,728	14,693	14,583	14,666	14,613	14,766	15,040	15,686	1,079	6.9
Retail delivery, milk, ice, and water	104	142	144	146	148	159	161	167	164	165	171	165	165	29	17.0
Males.....		60	60	61	60	64	63	64	64	67	70	69	69	10	(1)
Females.....		82	84	85	88	95	98	103	100	98	101	96	96	21	20.4
Stores, retail and wholesale	6,107	20,036	20,002	20,065	20,198	20,177	20,147	19,983	20,061	20,029	20,200	20,532	21,222	1,239	5.8
Males.....		6,388	6,371	6,381	6,422	6,422	6,436	6,391	6,405	6,426	6,436	6,498	6,542	171	2.6
Females.....		13,648	13,631	13,684	13,776	13,755	13,711	13,592	13,656	13,603	13,764	14,034	14,680	1,068	7.4
Yards, lumber, coal, and scrap	1,066	1,877	1,874	1,866	1,860	1,876	1,879	1,874	1,907	1,900	1,902	1,900	1,890	47	2.5
Males.....		986	982	986	987	998	995	986	997	988	1,001	990	980	19	1.9
Females.....		891	892	880	873	878	884	888	910	912	901	910	910	39	4.3
Transportation and public utilities	1,353	9,163	9,172	9,248	9,294	9,346	9,592	9,797	9,865	9,837	9,868	9,899	9,922	759	7.6
Males.....		4,843	4,838	4,869	4,917	4,958	5,108	5,245	5,283	5,267	5,261	5,264	5,254	429	8.1
Females.....		4,320	4,334	4,379	4,377	4,388	4,484	4,552	4,582	4,570	4,607	4,635	4,668	348	7.5
Drayage and storage, including livery stables and teaming	567	728	721	730	732	741	752	753	754	757	768	769	780	59	7.6
Males.....		417	413	417	419	425	430	430	430	437	437	434	444	31	7.0
Females.....		311	308	313	313	316	322	323	324	324	331	335	336	28	8.3
Electric light and power	114	2,402	2,392	2,476	2,459	2,447	2,521	2,579	2,582	2,562	2,596	2,604	2,640	248	9.4
Males.....		1,345	1,319	1,357	1,336	1,343	1,383	1,439	1,443	1,433	1,448	1,459	1,461	142	9.7
Females.....		1,057	1,073	1,119	1,123	1,104	1,138	1,140	1,139	1,129	1,148	1,145	1,179	122	10.3
Electric railroads	43	1,022	1,028	1,036	1,044	1,039	1,051	1,062	1,086	1,085	1,084	1,080	1,091	69	6.3
Males.....		641	645	648	657	651	657	666	690	694	693	690	700	59	8.4
Females.....		381	383	388	387	388	394	396	396	391	391	390	391	15	3.8
Natural gas	50	973	970	967	959	942	1,008	1,013	1,024	1,006	1,017	1,007	1,013	82	8.0
Males.....		622	614	618	629	621	660	653	667	650	657	651	654	53	7.9
Females.....		351	356	349	330	321	348	360	357	356	360	356	359	39	10.8
Pipe lines (petroleum)	9	98	99	100	101	100	104	104	104	102	101	101	100	6	6.8
Males.....		89	90	91	91	91	95	95	95	93	92	92	91	6	(1)
Females.....		9	9	9	10	9	9	9	9	9	9	9	9	1	(1)
Stockyards	27	65	64	62	62	62	60	62	63	61	63	63	63	5	(1)
Males.....		47	47	46	46	46	46	46	46	45	46	46	46	2	(1)
Females.....		18	17	16	16	16	14	16	17	17	17	17	17	4	(1)
Taxicab and bus service	90	137	132	127	133	135	146	146	152	160	158	166	165	39	23.5
Males.....		79	77	71	76	78	87	85	89	96	90	98	96	27	(1)
Females.....		58	55	56	57	57	59	61	63	64	68	68	69	14	(1)

Telegraph and telephone, including messenger service	391	3,575	3,603	3,580	3,612	3,667	3,724	3,843	3,863	3,874	3,865	3,806	3,886	321	8.2
Males		1,483	1,514	1,406	1,518	1,542	1,582	1,655	1,649	1,653	1,637	1,633	1,627	172	10.4
Females		2,092	2,089	2,084	2,094	2,125	2,142	2,188	2,214	2,221	2,228	2,263	2,259	179	7.9
Transportation by water, including stevedoring	23	91	90	97	114	133	143	150	150	141	131	129	99	60	40.0
Males		75	74	81	95	110	116	123	122	114	106	106	80	49	39.8
Females		16	16	16	19	23	27	27	28	27	25	23	19	12	(1)
Transportation and public utilities, n. o. c.	39	72	73	73	78	80	83	85	87	89	85	84	85	17	(1)
Males		45	45	44	50	51	52	53	52	56	55	55	55	12	(1)
Females		27	28	29	28	29	31	32	35	33	30	29	30	8	(1)
Industries, n. o. c.	23	37	37	36	38	39	39	38	39	38	37	36	35	4	(1)
Males		19	19	19	20	21	21	20	21	20	20	20	20	2	(1)
Females		18	18	17	18	18	18	18	18	18	17	16	15	3	(1)

1925: SALESPeOPLE (NOT TRAVELING)

ALL INDUSTRIES	33,443	61,708	61,832	63,167	64,869	64,653	64,691	63,894	64,131	65,151	67,109	68,990	77,664	15,956	20.5
Males		34,499	34,830	35,521	36,128	36,379	36,653	36,627	36,751	36,827	37,254	37,517	38,397	3,898	10.3
Females		27,209	27,002	27,646	28,741	28,274	28,038	27,267	27,380	28,324	29,915	31,473	39,267	12,265	31.2
Agriculture	910	75	71	78	88	86	92	74	72	72	75	75	86	21	(1)
Males		44	40	48	50	52	55	46	44	43	46	46	50	15	(1)
Females		31	31	30	38	34	37	28	28	29	29	29	36	10	(1)
Florists, fruit growers, and nurserymen	235	68	64	70	80	78	83	65	63	63	66	66	77	20	(1)
Males		38	34	41	43	45	48	39	37	36	39	39	43	14	(1)
Females		30	30	29	37	33	35	26	26	27	27	27	34	11	(1)
Agriculture, n. o. c.	675	7	7	8	8	8	9	9	9	9	9	9	9	2	(1)
Males		6	6	7	7	7	7	7	7	7	7	7	7	1	(1)
Females		1	1	1	1	1	2	2	2	2	2	2	2	1	(1)
Construction	8,407	900	919	940	973	1,000	1,051	1,068	1,070	1,047	1,018	975	948	170	15.9
Males		825	843	858	892	915	959	966	969	959	937	897	868	161	16.3
Females		75	76	82	81	85	92	82	101	88	81	78	80	26	25.7
Brick, stone, and cement work; mantel setting	775	45	52	51	52	53	54	53	54	56	57	60	59	15	(1)
Males		40	47	46	47	48	49	48	49	51	52	55	54	15	(1)
Females		5	5	5	5	5	5	5	5	5	5	5	5	5	(1)
Electrical contracting	331	212	207	209	203	199	197	198	190	194	209	214	214	24	11.2
Males		193	188	189	186	183	181	182	175	179	192	195	194	20	10.3
Females		19	19	20	17	16	16	15	15	15	17	19	20	5	(1)
General contracting, including wrecking	3,180	227	226	222	251	269	304	303	295	281	299	246	237	82	27.0
Males		215	214	210	239	257	292	292	284	270	256	233	223	82	28.1
Females		12	12	12	12	12	11	11	11	11	13	13	14	3	(1)
Painting and decorating	804	76	77	87	88	88	85	83	85	82	80	80	80	12	(1)
Males		57	58	64	65	64	64	64	65	63	61	60	59	8	(1)
Females		19	19	23	23	24	21	19	20	19	19	20	21	5	(1)

¹ Not computed owing to small number represented.

1925: SALESPeOPLE (NOT TRAVELING)

423

TABLE A.—Fluctuation in employment in industries other than mining and quarrying in Ohio, 1914 to 1929, by occupation group, industry, and sex—Continued

1925: SALESPeOPLE (NOT TRAVELING)—Continued

Industry and sex	Number of establishments reporting	Number employed on the 15th of each month												Variation from maximum		
		January	February	March	April	May	June	July	August	September	October	November	December	Number	Per cent	
Construction—Continued.																
Plumbing and steam fitting.....	649	72	80	76	75	78	76	75	72	73	78	77	76	8	(1)	
Males.....		68	76	72	70	73	72	71	68	69	74	73	72	6	(1)	
Females.....		4	4	4	5	5	4	4	4	4	4	4	4	1	(1)	
Sheet-metal work and roofing.....	403	97	108	123	128	131	128	133	130	129	128	124	123	36	27.1	
Males.....		95	105	120	125	128	125	130	127	125	125	122	121	35	26.9	
Females.....		2	3	3	3	3	3	3	3	4	3	2	2	2	(1)	
Street, road, and sewer contracting.....	965	103	95	97	99	105	130	143	161	140	113	90	88	73	45.3	
Males.....		90	82	83	84	86	100	120	119	111	94	76	75	45	37.5	
Females.....		13	13	14	15	19	30	23	42	29	19	14	13	29	(1)	
Ventilating and heating.....	85	47	52	52	57	54	52	53	56	64	57	58	45	19	(1)	
Males.....		46	51	51	56	53	51	52	55	63	56	57	44	19	(1)	
Females.....		1	1	1	1	1	1	1	1	1	1	1	1	1	(1)	
Construction, n. o. c.....	1,215															
Males.....		21	22	23	20	23	25	27	27	28	27	26	26	8	(1)	
Manufactures.....	9,502	7,284	7,347	7,397	7,499	7,610	7,769	7,820	7,906	7,781	7,852	7,818	7,800	622	7.9	
Males.....		6,033	6,076	6,145	6,229	6,307	6,452	6,508	6,596	6,498	6,558	6,524	6,494	563	8.5	
Females.....		1,251	1,271	1,252	1,270	1,303	1,317	1,312	1,310	1,283	1,294	1,294	1,306	66	5.0	
Chemicals and allied products.....	412	216	215	217	224	231	236	225	244	248	246	243	220	33	13.3	
Males.....		214	213	215	222	229	234	223	242	246	244	241	218	33	13.4	
Females.....		2	2	2	2	2	2	2	2	2	2	2	2	2	(1)	
Paint and varnish.....	92	60	59	58	60	62	62	62	61	62	62	63	62	5	(1)	
Males.....		60	59	58	60	62	62	62	61	62	62	63	62	5	(1)	
Petroleum refining.....	34	76	75	80	86	90	93	96	99	102	97	92	91	27	26.5	
Males.....		76	75	80	86	90	93	96	99	102	97	92	91	27	26.5	
Chemicals and allied products n. o. c.....	286	80	81	79	78	79	81	67	84	84	87	88	67	21	(1)	
Males.....		78	79	77	76	77	79	65	82	82	85	86	65	21	(1)	
Females.....		2	2	2	2	2	2	2	2	2	2	2	2	2	(1)	
Food and kindred products.....	1,433	3,619	3,655	3,632	3,700	3,804	3,909	3,967	3,979	3,858	3,890	3,854	3,852	360	9.0	
Males.....		2,770	2,794	2,791	2,834	2,909	3,005	3,055	3,080	2,985	3,004	2,985	2,980	310	10.1	
Females.....		849	861	841	866	895	904	912	899	873	876	869	872	71	7.8	
Bakery products.....	451	2,334	2,364	2,356	2,401	2,434	2,459	2,494	2,496	2,440	2,479	2,466	2,461	162	6.5	
Males.....		1,791	1,804	1,806	1,831	1,858	1,893	1,934	1,948	1,902	1,943	1,938	1,942	157	8.1	
Females.....		543	560	550	570	576	566	560	548	538	536	528	519	57	9.9	
Confectionery.....	105	286	284	273	273	290	314	323	320	299	314	318	331	58	17.5	
Males.....		55	55	56	51	53	73	71	72	57	60	58	58	22	(1)	
Females.....		231	229	217	222	237	241	252	248	242	254	260	273	56	20.5	

Dairy products and ice cream.....	280	492	495	514	536	567	626	633	652	610	563	540	531	160	24.5
Males.....		439	445	462	483	506	561	556	572	537	499	482	475	133	23.3
Females.....		53	50	52	53	61	75	77	80	73	64	58	56	30	(1)
Slaughtering and meat packing.....	163	395	398	377	377	401	398	402	396	395	409	416	413	39	9.4
Males.....		381	384	363	365	388	384	388	381	383	395	401	398	38	9.5
Females.....		14	14	14	12	13	14	14	15	12	14	15	15	3	(1)
Food and kindred products, n. o. c.....	434	112	114	112	113	112	112	115	115	114	115	114	116	4	3.4
Males.....		104	106	104	104	104	104	106	107	106	107	106	107	3	2.8
Females.....		8	8	8	9	8	8	9	8	8	8	8	8	3	(1)
Iron and steel and their products.....	1,717	489	490	501	505	507	515	516	532	532	520	528	529	43	8.1
Males.....		456	456	468	473	472	479	482	497	495	483	493	493	41	8.2
Females.....		33	34	33	32	35	36	34	35	37	37	35	36	5	(1)
Foundry and machine-shop products.....	1,143	264	265	269	270	274	277	279	292	289	277	283	282	28	9.6
Males.....		241	242	246	247	249	252	255	268	265	253	259	258	27	10.1
Females.....		23	23	23	23	25	25	24	24	24	24	24	24	2	(1)
Stoves and furnaces.....	84	72	69	72	74	73	73	72	73	73	73	76	76	7	(1)
Males.....		72	69	72	74	73	73	72	73	73	73	76	76	7	(1)
Females.....		10	11	10	9	10	11	10	11	13	13	11	12	4	(1)
Iron and steel and their products, n. o. c.....	490	153	156	160	161	160	165	165	167	170	170	169	171	18	10.5
Males.....		143	145	150	152	150	154	155	156	157	157	158	159	16	10.1
Females.....		10	11	10	9	10	11	10	11	13	13	11	12	4	(1)
Leather and leather products.....	141	63	60	61	58	58	59	57	57	59	61	61	69	12	(1)
Males.....		51	49	51	51	50	50	49	49	50	51	51	59	10	(1)
Females.....		12	11	10	7	8	9	8	8	9	10	10	10	4	(1)
Liquors and beverages.....	147	106	111	114	122	139	157	158	155	141	131	123	120	52	32.9
Males.....		106	108	111	119	138	156	157	154	140	130	122	119	54	34.4
Females.....		3	3	3	3	1	1	1	1	1	1	1	1	2	(1)
Mineral waters and beverages.....	141	104	109	112	120	139	157	153	155	141	131	123	120	54	34.2
Males.....		105	108	111	119	138	156	157	154	140	130	122	119	54	34.4
Females.....		1	1	1	1	1	1	1	1	1	1	1	1	1	(1)
Liquors and beverages, n. o. c.....	6	2	2	2	2	2	2	2	2	2	2	2	2	2	(1)
Males.....		2	2	2	2	2	2	2	2	2	2	2	2	2	(1)
Females.....		2	2	2	2	2	2	2	2	2	2	2	2	2	(1)
Lumber and its products.....	1,175	260	263	261	265	258	263	269	261	259	256	258	255	10	3.8
Males.....		256	259	257	261	254	259	265	267	265	262	264	251	10	3.8
Females.....		4	4	4	4	4	4	4	4	4	4	4	4	4	(1)
Saw-mill and planing-mill products.....	750	180	184	182	186	179	184	180	180	179	176	177	172	14	7.5
Males.....		180	184	182	186	179	184	180	180	179	176	177	172	14	7.5
Lumber and its products, n. o. c.....	425	80	79	79	79	79	79	79	80	80	81	81	83	4	(1)
Males.....		76	75	75	75	75	75	75	77	76	76	77	79	4	(1)
Females.....		4	4	4	4	4	4	4	4	4	4	4	4	4	(1)
Metals and metal products, other than iron and steel.....	498	164	168	168	170	172	174	172	175	175	180	188	195	31	15.9
Males.....		143	146	146	148	150	151	151	154	154	156	162	165	22	13.3
Females.....		21	22	22	22	22	23	21	21	21	24	26	30	9	(1)
Brass, bronze, and aluminum products.....	144	54	54	54	54	55	55	56	57	57	58	57	57	4	(1)
Males.....		52	52	52	52	53	53	54	55	55	56	55	55	4	(1)
Females.....		2	2	2	2	2	2	2	2	2	2	2	2	4	(1)
Metals and metal products, other than iron and steel, n. o. c.....	344	110	114	114	116	117	119	116	118	118	122	131	138	28	20.3
Males.....		91	94	94	96	97	98	97	99	99	100	107	110	16	15.0
Females.....		19	20	20	20	20	21	19	19	19	22	24	28	9	(1)

¹ Not computed owing to small number represented.

TABLE A.—Fluctuation in employment in industries other than mining and quarrying in Ohio, 1914 to 1929, by occupation group, industry, and sex—Continued

1925: SALESPeOPLE (NOT TRAVELING)—Continued

Industry and sex	Number of establishments reporting	Number employed on the 15th of each month												Variation from maximum	
		January	February	March	April	May	June	July	August	September	October	November	December	Number	Per cent
		Manufactures—Continued.													
Paper and printing.....	1,037	1,390	1,393	1,420	1,427	1,420	1,432	1,438	1,460	1,458	1,532	1,518	1,525	142	9.3
Males.....	1,188	1,190	1,218	1,229	1,215	1,225	1,238	1,253	1,257	1,330	1,310	1,309	142	10.7	
Females.....	202	203	202	198	205	207	200	207	201	202	208	216	18	8.3	
Labels and tags.....	9	70	70	72	70	70	70	73	72	71	68	67	6	(1)	
Males.....	39	39	41	41	40	40	39	41	42	43	40	39	4	(1)	
Females.....	31	31	31	29	30	30	31	32	30	28	28	28	4	(1)	
Printing and publishing.....	766	1,202	1,206	1,230	1,238	1,231	1,246	1,251	1,271	1,270	1,339	1,327	1,335	137	10.2
Males.....	1,037	1,040	1,065	1,074	1,061	1,074	1,087	1,101	1,104	1,172	1,154	1,154	135	11.5	
Females.....	165	166	165	164	170	172	164	170	166	167	173	181	17	9.4	
Paper and printing, n. o. c.....	262	118	117	118	119	119	116	117	116	116	122	123	123	7	5.7
Males.....	112	111	112	114	114	111	112	111	111	115	116	116	5	4.3	
Females.....	6	6	6	5	5	5	5	5	5	7	7	7	2	(1)	
Rubber products.....	113	61	64	64	65	63	61	61	62	61	62	62	62	4	(1)
Males.....	50	52	52	53	51	49	49	50	50	49	50	51	4	(1)	
Females.....	11	12	12	12	12	12	12	12	11	13	12	11	2	(1)	
Stone, clay, and glass products.....	762	138	140	143	147	147	151	147	148	149	142	143	144	13	8.6
Males.....	125	127	130	134	134	137	133	134	135	128	128	127	12	8.8	
Females.....	13	13	13	13	13	14	14	14	14	14	15	17	4	(1)	
Brick and tile, clay.....	194	56	56	56	58	58	58	57	57	57	56	56	2	(1)	
Males.....	56	56	56	58	58	58	57	57	57	57	56	56	2	(1)	
Females.....	82	84	87	89	89	93	90	91	92	85	87	88	11	(1)	
Stone, clay, and glass products, n. o. c.....	568	69	71	74	76	76	79	76	77	78	71	72	71	10	(1)
Males.....	13	13	13	13	13	14	14	14	14	14	15	17	4	(1)	
Females.....	289	292	300	304	304	300	296	296	300	300	295	289	15	4.9	
Textiles.....	705	251	251	257	262	262	262	260	256	259	250	251	251	11	4.2
Males.....	38	41	43	42	42	38	36	36	41	41	41	38	7	(1)	
Females.....	13	13	13	13	13	14	14	14	14	14	15	17	4	(1)	
Awnings, tents, and sails, including auto fabrics.....	46	78	80	83	82	81	84	83	78	82	84	82	79	6	(1)
Males.....	68	70	72	71	70	73	72	68	72	72	70	67	6	(1)	
Females.....	10	10	11	11	11	11	11	10	10	12	12	12	2	(1)	
Custom tailoring, men's and women's.....	96	54	55	55	54	55	54	53	53	54	52	54	55	3	(1)
Males.....	53	53	53	52	53	52	52	52	52	51	52	52	2	(1)	
Females.....	1	2	2	2	2	2	1	1	2	1	2	3	2	(1)	

Millinery and lace goods, including artificial flowers and feathers.....	34	54	55	56	57	57	52	54	55	55	56	53	49	8	(1)
Males.....		34	33	33	35	35	33	35	35	33	35	33	32		(1)
Females.....		0	22	22	22	22	19	19	20	22	21	20	17	6	(1)
Textiles, n. o. c.....	529	103	102	106	111	111	110	106	106	109	108	106	106	9	8.1
Males.....		96	95	99	104	104	104	101	101	102	101	99	100	9	8.7
Females.....		7	7	7	7	7	6	5	5	7	7	7	6		(1)
Vehicles.....	319	108	109	109	107	110	107	112	117	120	123	128	130	23	17.7
Males.....		104	105	105	103	106	103	107	112	115	118	123	125	22	17.6
Females.....		4	4	4	4	4	4	5	5	5	5	5	5		(1)
Automobiles and parts.....	185	82	83	83	81	85	82	86	90	93	98	103	106	25	23.6
Males.....		79	80	80	78	82	79	82	86	89	94	99	102	24	23.5
Females.....		3	3	3	3	3	3	4	4	4	4	4	4		(1)
Vehicles, n. o. c.....	134	26	26	26	26	25	25	26	27	27	25	24	24	3	(1)
Males.....		25	25	25	24	24	24	25	26	26	24	24	23	3	(1)
Females.....		1	1	1	1	1	1	1	1	1	1	1	1		(1)
Miscellaneous manufactures.....	878	364	370	390	387	380	388	396	408	405	403	401	395	44	10.8
Males.....		305	309	327	323	320	325	333	342	341	338	335	331	37	10.8
Females.....		59	61	63	64	60	63	63	66	64	65	66	64		(1)
Electrical machinery, apparatus, and supplies.....	159	110	115	124	120	115	111	118	121	119	117	115	115	14	11.3
Males.....		103	108	115	110	107	101	110	113	112	112	109	110	14	12.2
Females.....		7	7	9	10	8	10	8	8	7	5	6	5		(1)
Optical goods.....	87	53	53	53	54	53	53	54	54	53	53	53	53	1	(1)
Males.....		50	50	50	51	50	50	51	51	50	50	50	50	1	(1)
Females.....		3	3	3	3	3	3	3	3	3	3	3	3		(1)
Miscellaneous manufactures, n. o. c.....	682	201	202	213	213	212	224	224	233	233	233	233	227	32	13.7
Males.....		152	151	162	162	163	174	172	178	179	176	176	171	28	15.6
Females.....		49	51	51	51	49	50	52	55	54	57	57	56	8	(1)
Manufactures, n. o. c.....	175	17	17	17	17	17	17	16	16	16	16	16	15	2	(1)
Males.....		17	17	17	17	17	17	16	16	16	16	16	15	2	(1)
Service.....	5,971	5,084	5,167	5,334	5,540	5,657	5,716	5,734	5,675	5,642	5,637	5,591	5,549	700	12.2
Males.....		4,084	4,815	4,962	5,150	5,262	5,313	5,322	5,272	5,242	5,242	5,192	5,165	688	12.0
Females.....		350	352	372	390	395	403	412	403	400	395	399	384	62	15.0
Advertising.....	45	64	59	60	61	58	55	56	53	49	52	55	51		(1)
Males.....		61	56	57	58	56	52	53	50	46	49	52	48	15	(1)
Females.....		3	3	3	3	3	3	3	3	3	3	3	3		(1)
Bowling alleys and parks.....	138	60	59	58	58	74	98	115	109	78	65	54	57	61	53.0
Males.....		58	57	56	56	60	71	81	77	69	63	54	55	27	(1)
Females.....		2	2	2	2	14	27	34	32	9	2	2	2		(1)
Garages, including auto repair.....	1,242	2,622	2,712	2,840	2,993	3,051	3,059	3,075	3,014	2,986	2,983	2,925	2,903	453	14.7
Males.....		2,613	2,703	2,839	2,983	3,041	3,051	3,065	3,000	2,973	2,969	2,909	2,887	452	14.7
Females.....		9	9	10	10	10	8	10	14	13	14	16	16	8	(1)
Hotels.....	340	133	136	147	150	147	138	125	124	142	141	143	144	26	17.3
Males.....		47	47	48	49	53	50	39	40	51	50	44	47	14	(1)
Females.....		86	89	99	101	94	88	86	84	91	91	99	97	17	16.8
Laundries, dry cleaners, and renovating.....	368	179	177	185	188	191	193	194	195	198	201	200	198	24	11.9
Males.....		155	155	161	163	166	168	168	168	171	174	174	172	19	10.9
Females.....		24	22	24	25	25	25	26	27	27	27	26	26	5	(1)

1 Not computed owing to small number represented.

TABLE A.—Fluctuation in employment in industries other than mining and quarrying in Ohio, 1914 to 1929, by occupation group, industry, and sex—Continued

1925: SALESPeOPLE (NOT TRAVELING)—Continued

Industry and sex	Number of establishments reporting	Number employed on the 15th of each month												Variation from maximum		
		January	February	March	April	May	June	July	August	September	October	November	December	Number	Per cent	
Service—Continued.																
Offices.....	1,088	1,644	1,693	1,699	1,745	1,778	1,818	1,815	1,831	1,838	1,830	1,851	1,835	207	11.2	
Males.....		1,610	1,656	1,660	1,697	1,730	1,771	1,768	1,788	1,784	1,781	1,806	1,801	196	10.9	
Females.....		34	37	39	48	48	47	47	43	54	49	45	34	20	(1)	
Restaurants.....	758	225	227	230	236	238	235	241	242	240	250	250	251	26	10.4	
Males.....		82	85	85	85	90	88	89	91	90	93	91	95	13	(1)	
Females.....		143	142	145	151	148	147	152	151	150	157	159	156	17	10.7	
Service, n. o. c.....	1,992	107	104	106	109	119	120	113	107	111	115	113	110	16	13.3	
Males.....		58	56	56	59	66	62	59	58	58	63	62	60	10	(1)	
Females.....		49	48	50	50	53	58	54	49	53	52	51	50	10	(1)	
Trade, retail and wholesale	7,277	47,962	47,858	48,951	50,296	49,831	49,568	48,692	48,896	50,092	52,052	53,979	62,708	14,850	23.7	
Males.....		22,489	22,614	23,069	23,364	23,409	23,416	23,300	23,401	23,612	23,982	24,353	25,301	2,812	11.1	
Females.....		25,473	25,244	25,882	26,932	26,422	26,152	25,392	25,495	26,480	28,070	29,626	37,407	12,163	32.5	
Retail delivery, milk, ice, and water.....	104	148	148	149	154	154	156	171	177	188	190	193	198	50	25.3	
Males.....		145	145	146	151	151	153	168	174	185	187	190	195	50	25.6	
Females.....		3	3	3	3	3	3	3	3	3	3	3	3			
Stores, retail and wholesale.....	6,107	47,430	47,320	48,406	49,717	49,251	48,974	48,089	48,295	49,492	51,461	53,386	62,115	14,795	23.8	
Males.....		21,971	22,091	22,536	22,797	22,841	22,834	22,708	22,811	23,023	23,402	23,773	24,721	2,750	11.1	
Females.....		25,459	25,229	25,870	26,929	26,410	26,140	25,381	25,484	26,469	28,059	29,613	37,394	12,165	32.5	
Yards, lumber, coal, and scrap.....	1,066	394	390	396	425	426	438	432	424	412	401	400	395	54	12.3	
Males.....		373	378	387	416	417	429	424	416	404	393	390	385	56	13.1	
Females.....		11	12	9	9	9	9	8	8	8	8	10	10	4	(1)	
Transportation and public utilities	1,353	449	466	463	469	465	491	502	508	513	531	548	569	120	21.1	
Males.....		420	438	435	439	430	454	461	465	469	485	501	515	95	13.4	
Females.....		29	28	28	30	35	37	41	43	44	46	47	54	26	(1)	
Electric light and power.....	114	356	376	372	381	375	399	411	417	418	437	451	473	117	24.7	
Males.....		330	351	347	354	345	367	375	379	379	396	409	424	94	22.2	
Females.....		26	25	25	27	30	32	36	38	39	41	42	49	24	(1)	
Transportation and public utilities, n. o. c.....	1,239	93	90	91	88	90	92	91	91	95	94	97	96	7	(1)	
Males.....		90	87	88	85	85	87	86	86	90	89	92	91	5	(1)	
Females.....		3	3	3	3	5	5	5	5	5	5	5	5	2	(1)	
Industries, n. o. c.....	23	4	4	4	4	4	4	4	4	4	4	4	4			
Males.....		4	4	4	4	4	4	4	4	4	4	4	4			

¹ Not computed owing to small number represented.

TABLE A.—Fluctuation in employment in industries other than mining and quarrying in Ohio, 1914 to 1929, by occupation group, industry, and sex—Continued

1926: WAGE EARNERS

Industry and sex	Number of establishments reporting	Number employed on the 15th of each month												Variation from maximum	
		January	February	March	April	May	June	July	August	September	October	November	December	Number	Per cent
		ALL INDUSTRIES	36,004	905,285	912,977	924,595	949,993	963,164	980,282	977,856	988,148	1,008,325	999,809	969,574	937,594
Males.....	750,573	755,442	764,662	789,752	803,657	820,394	821,537	828,595	842,837	830,865	801,903	773,752	724,264	10,9	
Females.....	154,712	157,535	159,933	160,241	159,507	159,888	156,319	159,553	165,498	168,944	167,671	163,842	14,232	8.4	
Agriculture	1,052	4,897	4,903	5,220	6,633	6,983	7,908	8,527	8,003	7,657	7,719	6,732	5,488	3,630	42.6
Males.....	4,610	4,592	4,891	6,140	6,429	7,146	7,823	7,503	7,117	7,198	6,314	5,190	3,281	41.3	
Females.....	287	311	329	493	554	662	704	500	540	521	418	298	417	59.2	
Dairy farming.....	45	367	369	375	377	377	409	403	409	440	408	388	329	111	25.2
Males.....	355	357	363	364	364	396	390	395	426	395	376	317	109	25.6	
Females.....	12	12	12	13	13	13	13	14	14	13	12	12	2	(1)	
Florists, fruit growers, and nurserymen.....	259	2,319	2,328	2,529	3,571	3,661	4,188	4,368	3,806	3,534	3,775	3,283	2,470	2,049	46.9
Males.....	2,123	2,111	2,289	3,173	3,222	3,686	3,817	3,444	3,169	3,425	3,002	2,279	1,706	44.7	
Females.....	196	217	240	398	439	502	551	362	365	350	281	191	360	65.3	
General farming.....	609	2,066	2,074	2,198	2,581	2,842	3,116	3,462	3,359	3,288	3,287	2,791	2,444	1,396	40.3
Males.....	1,987	1,992	2,121	2,499	2,740	2,969	3,322	3,235	3,127	3,129	2,666	2,349	1,335	40.2	
Females.....	79	82	77	82	102	147	140	124	161	158	125	95	84	52.2	
Operating farm machinery, not by farmers.....	139	145	132	118	104	103	95	294	429	395	249	270	245	334	77.9
Males.....	145	132	118	104	103	95	294	429	395	249	270	245	334	77.9	
Construction	9,145	49,682	49,715	51,453	63,992	76,693	87,672	90,799	91,920	93,416	88,491	81,844	69,552	43,734	46.8
Males.....	49,384	49,428	51,156	63,691	76,400	87,385	90,481	91,619	93,125	88,190	81,533	69,229	43,741	47.0	
Females.....	298	287	297	301	293	287	301	288	301	301	311	323	36	11.1	
Brick, stone, and cement work, mantel setting.....	374	3,975	4,133	4,465	6,002	6,922	8,370	8,637	8,535	8,572	8,093	7,361	6,827	4,662	54.0
Males.....	3,972	4,130	4,462	5,999	6,919	8,366	8,633	8,531	8,568	8,089	7,357	6,823	4,661	54.0	
Females.....	3	3	3	3	3	4	4	4	4	4	4	4	1	(1)	
Electrical contracting.....	388	2,269	2,175	2,115	2,129	2,221	2,325	2,578	2,681	2,730	2,798	2,868	2,861	753	26.3
Males.....	2,263	2,169	2,109	2,123	2,217	2,321	2,573	2,675	2,726	2,793	2,862	2,854	753	26.3	
Females.....	6	6	6	6	4	4	5	6	4	4	6	7	3	(1)	
Erecting or installing machinery, including repair.....	161	538	553	570	550	558	639	605	655	638	579	614	707	169	23.9
Males.....	537	552	569	549	557	639	605	655	638	579	614	707	170	24.0	
Females.....	1	1	1	1	1	1	1	1	1	1	1	1	1	(1)	
General contracting, including wrecking.....	3,346	19,948	20,545	20,254	24,637	27,901	32,861	34,499	34,940	35,838	33,721	31,798	27,008	15,890	44.3
Males.....	19,757	20,362	20,067	24,456	27,737	32,703	34,338	34,769	35,682	33,552	31,625	26,828	15,925	44.6	
Females.....	191	183	187	181	164	158	161	171	156	169	173	180	35	18.3	
Oil, gas, and water, drilling or producing.....	708	4,065	3,951	4,113	4,183	4,427	4,621	4,709	4,931	4,990	4,847	4,812	4,669	1,039	20.8
Males.....	4,061	3,947	4,109	4,178	4,422	4,615	4,704	4,927	4,986	4,843	4,806	4,666	1,039	20.8	
Females.....	4	4	4	5	5	6	5	4	4	4	4	3	3	(1)	

¹ Not computed owing to small number represented.

06-29-32

TABLE A.—Fluctuation in employment in industries other than mining and quarrying in Ohio, 1914 to 1929, by occupation group, industry, and sex—Continued

1926: WAGE EARNERS—Continued

Industry and sex	Number of establishments reporting	Number employed on the 15th of each month												Variation from maximum	
		January	February	March	April	May	June	July	August	September	October	November	December	Number	Per cent
Construction—Continued.															
Painting and decorating.....	887	1,961	2,262	2,457	3,123	3,649	3,884	3,443	3,362	3,527	3,472	2,995	2,313	1,923	49.5
Males.....		1,924	2,224	2,412	3,074	3,777	3,842	3,401	3,317	3,475	3,421	2,938	2,252	1,918	49.9
Females.....		37	38	45	49	52	42	42	45	52	51	57	61	24	(1)
Plastering, including lathing and stucco work.....	301	1,290	1,397	1,193	1,228	1,372	1,789	1,863	1,849	1,952	1,820	1,663	1,588	759	38.9
Males.....		1,290	1,397	1,193	1,228	1,372	1,789	1,863	1,849	1,952	1,820	1,663	1,588	759	38.9
Plumbing and steam fitting.....	747	4,467	4,179	4,001	4,283	4,430	4,635	4,907	5,178	5,303	5,391	5,325	5,067	1,390	25.8
Males.....		4,464	4,176	3,998	4,280	4,426	4,629	4,908	5,174	5,299	5,386	5,320	5,062	1,388	25.8
Females.....		3	3	3	3	4	6	4	4	4	5	5	5	3	(1)
Sand and gravel excavating.....	135	824	908	1,120	1,462	1,653	1,806	1,719	1,721	1,733	1,658	1,566	1,254	982	54.4
Males.....		822	906	1,118	1,460	1,650	1,801	1,716	1,717	1,728	1,654	1,562	1,250	979	54.4
Females.....		2	2	2	2	3	5	3	4	5	4	4	4	3	(1)
Sheet-metal work and roofing.....	431	2,454	2,349	2,363	2,678	2,776	2,880	2,967	2,993	3,315	3,669	3,496	3,123	1,320	36.0
Males.....		2,449	2,347	2,361	2,676	2,774	2,878	2,965	2,991	3,313	3,667	3,494	3,121	1,320	36.0
Females.....		5	2	2	2	2	2	2	2	2	2	2	2	3	(1)
Street, road, and sewer contracting.....	1,029	6,946	6,425	8,015	12,985	19,725	22,937	23,819	23,958	23,499	21,023	17,766	12,643	17,533	73.2
Males.....		6,901	6,381	7,972	12,887	19,671	22,878	23,758	23,898	23,440	20,967	17,713	12,589	17,517	73.3
Females.....		45	44	43	48	54	59	61	60	59	56	53	54	18	(1)
Ventilating and heating.....	117	881	772	719	697	788	834	886	972	1,133	1,230	1,332	1,225	635	47.7
Males.....		880	771	718	696	787	833	885	971	1,132	1,229	1,331	1,224	635	47.7
Females.....		1	1	1	1	1	1	1	1	1	1	1	1	1	(1)
Construction, n. o. c.....	21	64	66	68	85	71	91	137	145	186	190	248	267	203	76.0
Males.....		64	66	68	85	71	91	137	145	186	190	246	265	201	75.8
Females.....											2	2	2	2	(1)
Fisheries.....	22	200	187	240	333	449	367	309	296	306	316	313	238	262	58.4
Males.....		199	186	239	332	448	366	308	295	305	315	312	237	262	58.5
Females.....		1	1	1	1	1	1	1	1	1	1	1	1	1	(1)
Manufactures.....	9,704	655,711	663,798	670,736	675,760	671,589	673,920	668,080	678,152	695,323	690,117	668,519	651,218	44,105	6.3
Males.....		555,575	560,998	565,877	571,417	568,723	571,263	567,582	574,102	586,343	579,573	559,647	547,319	39,024	6.7
Females.....		100,136	102,800	104,859	104,343	102,866	102,657	100,498	104,050	108,980	110,544	108,872	103,899	10,408	9.4
Chemicals and allied products.....	415	18,786	19,118	19,237	19,197	19,065	18,834	18,967	18,978	20,434	19,072	18,929	18,663	1,771	8.7
Males.....		17,019	17,232	17,355	17,246	17,244	17,219	17,132	17,192	18,639	17,192	17,093	16,902	1,737	9.3
Females.....		1,767	1,886	1,882	1,851	1,841	1,798	1,702	1,775	1,795	1,880	1,836	1,761	184	9.8

Blacking, cleansing, and polishing preparations	19	216	239	240	246	238	205	191	200	209	225	215	215	55	22.4
Males		140	151	141	146	144	128	126	142	153	156	156	151	30	19.2
Females		76	88	99	100	94	77	65	63	67	72	59	64	41	41.0
Chemicals, acids, and wood distillation	66	3,790	3,797	3,745	3,792	3,784	3,747	3,814	3,804	3,869	3,863	3,957	3,894	212	5.4
Males		3,757	3,765	3,708	3,762	3,757	3,718	3,783	3,777	3,872	3,835	3,929	3,867	221	5.6
Females		33	32	37	30	27	29	31	27	28	28	28	27	10	(1)
Dyestuffs and extracts	5	348	360	357	354	356	331	312	299	303	324	339	344	61	16.9
Males		340	351	347	343	342	312	301	289	295	316	331	336	62	17.7
Females		8	9	10	11	14	19	11	10	8	8	8	8	11	(1)
Explosives	8	202	207	203	210	202	201	205	201	195	193	198	192	18	8.8
Males		202	207	203	210	202	201	205	201	195	193	198	192	18	8.8
Fertilizers, tankage	32	1,119	1,145	1,302	1,444	1,417	1,232	1,256	1,348	2,478	1,142	1,064	1,049	1,429	57.7
Males		1,118	1,147	1,301	1,443	1,416	1,231	1,255	1,346	2,476	1,140	1,062	1,047	1,429	57.7
Females		1	1	1	1	1	1	1	2	2	2	2	1	2	(1)
Ink, printing and writing	15	461	474	475	473	479	475	483	481	467	467	471	453	30	6.2
Males		438	443	446	443	452	447	446	440	435	434	445	432	20	4.4
Females		23	31	29	30	27	28	37	41	32	33	26	21	20	(1)
Oil, linseed, lubricating, and cottonseed, and oil cake	14	250	252	247	256	260	242	221	223	219	249	256	242	41	15.8
Males		247	249	246	255	257	241	220	222	217	247	255	241	40	15.6
Females		3	3	1	1	3	1	1	1	2	2	1	1	2	(1)
Paint and varnish	100	3,612	3,650	3,694	3,756	3,737	3,777	3,814	3,799	3,822	3,616	3,492	3,427	395	10.3
Males		3,305	3,324	3,355	3,376	3,349	3,411	3,475	3,463	3,507	3,302	3,201	3,128	379	10.8
Females		307	326	339	380	388	366	339	336	315	314	291	299	97	25.0
Patent medicines and drug compounds, including drug grinding	60	1,285	1,447	1,446	1,377	1,324	1,267	1,181	1,246	1,261	1,263	1,287	1,219	266	18.4
Males		701	782	805	771	738	726	702	702	720	700	705	677	128	15.9
Females		584	665	641	606	586	541	479	544	541	563	582	542	186	28.0
Petroleum refining	32	2,989	2,968	2,998	2,929	2,959	3,051	2,973	2,963	2,908	2,850	2,827	2,886	224	7.3
Males		2,973	2,952	2,981	2,910	2,939	3,030	2,950	2,961	2,888	2,832	2,810	2,869	220	7.3
Females		16	16	17	19	20	21	23	22	20	18	17	17	7	(1)
Salt	6	702	730	739	697	681	691	658	681	730	796	737	702	138	17.3
Males		618	644	651	622	609	617	584	609	650	706	671	640	122	17.3
Females		84	86	88	75	72	74	74	72	80	90	66	62	28	(1)
Soap, candles, grease, and tallow	49	3,670	3,715	3,654	3,532	3,517	3,665	3,565	3,529	3,767	3,927	3,919	3,898	410	10.4
Males		3,090	3,133	3,081	2,974	2,946	3,062	2,964	2,919	3,115	3,227	3,220	3,201	308	9.5
Females		580	582	573	558	571	603	601	610	652	700	699	677	142	20.3
Chemicals and allied products, n. o. c.	9	142	131	137	131	131	133	161	173	176	157	167	142	45	25.6
Males		90	84	90	91	93	95	121	126	127	107	110	101	43	33.9
Females		52	47	47	40	38	38	40	47	49	50	57	41	19	(1)
Food and kindred products	1,498	29,900	30,018	30,236	29,540	30,956	32,269	31,901	33,403	37,934	35,107	33,678	31,945	8,394	22.1
Males		24,000	23,980	24,315	23,991	25,005	25,806	26,036	26,725	28,923	27,157	26,599	25,638	4,943	17.1
Females		5,900	6,038	5,921	5,549	5,951	6,463	5,965	6,678	9,011	7,950	7,079	6,307	3,462	38.4
Bakery products	462	7,776	7,907	7,859	7,761	7,870	8,081	7,978	8,006	7,929	8,152	8,110	7,988	391	4.8
Males		5,909	5,887	5,936	5,882	5,907	6,019	5,992	6,050	5,997	6,080	6,130	6,065	248	4.0
Females		1,867	1,920	1,923	1,879	1,963	2,062	1,986	1,956	1,932	2,072	1,980	1,893	205	9.9
Canning and preserving	89	649	646	619	702	918	2,004	1,510	2,951	6,506	2,309	1,359	764	5,887	90.5
Males		441	433	398	500	655	1,333	1,035	1,921	3,947	1,296	812	485	3,549	89.9
Females		208	208	221	202	263	671	475	1,030	2,559	1,013	547	279	2,357	92.1

1 Not computed owing to small number represented.

TABLE A.—Fluctuation in employment in industries other than mining and quarrying in Ohio, 1914 to 1929, by occupation group, industry, and sex—Continued

1926: WAGE EARNERS—Continued

Industry and sex	Number of establishments reporting	Number employed on the 15th of each month												Variation from maximum	
		January	February	March	April	May	June	July	August	September	October	November	December	Number	Per cent
Manufactures—Continued.															
Food and kindred products—Continued.															
Coffee, spices, and peanuts, roasting and grinding.....	34	916	956	937	878	800	912	861	881	914	935	929	895	156	16.3
Males.....		484	492	497	468	389	479	462	465	477	490	494	462	108	21.7
Females.....		432	464	440	390	411	433	399	416	437	445	435	403	74	15.9
Confectionery.....	122	3,426	3,406	3,235	2,904	3,023	2,951	2,660	2,949	3,981	4,398	4,055	3,619	1,738	39.5
Males.....		1,342	1,312	1,271	1,175	1,211	1,227	1,189	1,254	1,501	1,669	1,565	1,371	494	29.6
Females.....		2,084	2,094	1,964	1,729	1,812	1,724	1,471	1,695	2,480	2,729	2,490	2,248	1,258	46.1
Cordials, sirups, and flavoring extracts.....	26	867	873	853	823	892	909	860	885	896	1,038	915	807	231	22.3
Males.....		518	525	499	497	501	497	500	515	524	553	490	491	63	11.4
Females.....		349	348	354	326	391	412	360	370	372	485	425	316	169	34.8
Dairy products and ice cream.....	300	5,492	5,515	5,605	5,840	6,325	6,627	6,692	6,599	6,360	6,028	5,787	5,710	1,200	17.9
Males.....		5,118	5,154	5,237	5,446	5,871	6,129	6,203	6,112	5,877	5,586	5,359	5,268	1,085	17.5
Females.....		374	361	368	394	454	498	489	487	483	442	428	442	137	27.5
Flour-mill and grist-mill products.....	243	2,003	2,016	1,983	1,940	1,932	1,945	2,004	2,119	2,095	2,095	2,073	2,065	187	8.8
Males.....		1,914	1,911	1,892	1,862	1,857	1,871	1,891	2,031	1,986	1,985	1,971	1,980	174	8.6
Females.....		89	105	91	78	75	74	113	88	109	110	102	85	39	34.5
Food preparations.....	25	1,004	1,014	994	978	955	911	970	988	1,005	986	946	924	103	10.2
Males.....		888	894	868	852	826	794	853	893	893	877	833	823	100	11.2
Females.....		116	120	126	126	129	117	117	135	112	109	113	101	34	25.2
Oleomargarine.....	4	175	180	177	169	172	170	179	172	176	183	193	198	29	14.6
Males.....		153	159	156	151	152	154	161	155	159	157	167	171	20	11.7
Females.....		22	21	21	18	20	16	18	17	17	26	26	27	11	(¹)
Slaughtering and meat packing.....	176	7,230	7,227	7,580	7,109	7,611	7,270	7,680	7,261	7,421	7,958	7,538	7,375	849	10.7
Males.....		6,906	6,885	7,243	6,775	7,253	6,906	7,314	6,897	7,009	7,560	7,116	6,955	775	10.3
Females.....		324	342	337	334	358	364	366	384	412	408	422	420	98	23.2
Sugar.....	6	174	163	158	192	205	215	258	263	306	714	1,460	1,349	1,302	88.2
Males.....		173	162	157	191	204	214	257	262	304	703	1,450	1,341	1,293	88.2
Females.....		1	1	1	1	1	1	1	1	2	11	10	8	10	(¹)
Vinegar and cider.....	8	95	117	132	139	149	171	156	208	243	208	207	145	148	60.9
Males.....		70	75	73	86	92	96	97	120	163	128	128	80	93	57.1
Females.....		25	42	59	53	57	75	59	88	80	80	79	65	63	(¹)
Food and kindred products, n. o. c.....	3	93	98	104	105	104	103	93	101	102	103	106	106	13	12.3
Males.....		84	86	88	86	87	87	82	90	86	83	84	86	8	(¹)
Females.....		9	12	16	19	17	16	11	11	16	20	22	20	13	(¹)

PART 2.—GENERAL TABLE

Iron and steel and their products.....	1,750	235,263	236,823	238,957	240,450	236,638	237,375	237,816	238,378	243,331	243,903	234,659	229,942	13,961	5.7
Males.....		228,078	229,651	231,430	233,174	229,552	230,269	230,751	231,258	235,953	236,326	227,500	222,977	13,349	5.6
Females.....		7,185	7,172	7,527	7,276	7,086	7,106	7,065	7,120	7,378	7,577	7,159	6,965	612	8.1
Blast-furnace products.....	23	5,975	5,644	5,951	6,364	6,469	6,733	6,850	6,547	6,731	6,281	5,920	5,230	1,620	23.6
Males.....		5,964	5,632	5,939	6,352	6,458	6,721	6,838	6,535	6,719	6,269	5,908	5,218	1,620	23.7
Females.....		11	12	12	12	11	12	12	12	12	12	12	12	1	(1)
Boilers and tanks.....	45	2,394	2,458	2,466	2,523	2,485	2,440	2,465	2,484	2,464	2,443	2,472	2,389	134	5.3
Males.....		2,393	2,457	2,465	2,522	2,484	2,439	2,463	2,483	2,462	2,441	2,471	2,388	134	5.3
Females.....		1	1	1	1	1	1	2	1	2	2	1	1	1	(1)
Bolts, nuts, washers, and rivets.....	27	5,400	5,404	5,403	5,086	4,932	4,926	4,898	4,946	5,123	5,144	4,826	4,749	655	12.1
Males.....		4,388	4,364	4,384	4,106	3,995	4,000	3,996	4,050	4,178	4,184	3,947	3,900	498	11.1
Females.....		1,012	1,020	1,039	980	937	926	902	896	945	960	879	849	190	18.3
Burial vaults, steel.....	8	271	269	275	286	294	301	287	271	277	294	296	299	32	10.6
Males.....		271	269	274	285	293	300	286	270	276	293	295	299	31	10.3
Females.....		1	1	1	1	1	1	1	1	1	1	1	1	1	(1)
Calculating machines.....	27	7,877	7,997	7,991	7,720	7,693	7,776	7,811	7,875	8,091	8,164	8,193	8,146	500	6.1
Males.....		7,045	7,130	7,113	6,859	6,839	6,921	6,954	6,984	7,153	7,195	7,210	7,166	371	5.1
Females.....		832	867	878	861	854	855	857	891	938	969	983	980	151	15.4
Cutlery and tools.....	69	3,852	3,534	3,976	4,006	3,935	3,745	3,738	3,813	3,869	4,015	3,938	3,794	296	7.3
Males.....		3,837	3,517	3,456	3,469	3,385	3,198	3,196	3,259	3,312	3,397	3,332	3,263	322	9.2
Females.....		515	517	520	537	550	547	543	554	557	618	606	531	103	16.7
Doors and shutters, iron and steel.....	8	554	599	613	604	586	594	573	583	601	640	656	660	106	16.1
Males.....		553	598	612	603	585	593	572	581	599	638	654	658	105	16.0
Females.....		1	1	1	1	1	1	1	2	2	2	2	2	1	(1)
Files.....	4	233	249	258	279	291	287	299	294	298	319	326	313	93	28.5
Males.....		211	227	237	256	264	257	265	259	264	287	292	279	81	27.7
Females.....		22	22	21	23	27	30	34	35	34	32	34	34	14	(1)
Forgings.....	39	5,266	5,047	4,990	4,703	4,417	4,532	4,430	4,542	4,491	4,359	3,975	4,085	1,291	24.5
Males.....		4,929	4,779	4,668	4,397	4,155	4,251	4,143	4,264	4,209	4,094	3,760	3,882	1,169	23.7
Females.....		337	268	322	306	262	281	287	278	282	265	215	203	134	39.8
Foundry and machine-shop products.....	1,176	88,635	90,404	91,917	92,288	91,077	91,225	91,478	90,763	91,267	90,557	88,078	88,020	4,268	4.6
Males.....		85,470	87,344	88,666	89,239	88,098	88,237	88,507	87,768	88,168	87,383	85,138	85,117	4,122	4.6
Females.....		3,065	3,060	3,251	3,049	2,979	2,988	2,971	2,995	3,099	3,174	2,940	2,903	348	10.7
Gas engines and tractors.....	19	2,198	2,177	2,289	2,283	2,283	2,231	2,197	2,221	2,234	2,234	2,234	2,253	112	4.9
Males.....		2,197	2,176	2,285	2,288	2,282	2,217	2,196	2,220	2,233	2,230	2,233	2,252	112	4.9
Females.....		1	1	1	1	1	1	1	1	1	1	1	1	1	(1)
Nails and spikes, cut, wrought, and wire.....	6	1,701	1,701	1,692	1,634	1,633	1,627	1,665	1,624	1,625	1,638	1,631	1,639	77	4.5
Males.....		1,644	1,641	1,636	1,574	1,586	1,568	1,604	1,570	1,569	1,583	1,576	1,581	76	4.6
Females.....		57	60	56	60	52	59	61	54	56	55	55	58	9	(1)
Pumps and windmills.....	29	2,882	2,931	2,997	2,917	2,917	2,976	2,932	2,883	2,864	2,788	2,718	2,708	289	9.6
Males.....		2,865	2,915	2,981	2,901	2,901	2,961	2,917	2,868	2,849	2,744	2,704	2,694	287	9.6
Females.....		17	16	16	16	15	15	15	15	15	14	14	14	3	(1)
Safes and vaults.....	9	2,288	2,282	2,311	2,240	2,207	2,236	2,195	2,106	2,062	2,023	2,020	2,067	291	12.6
Males.....		2,286	2,280	2,309	2,238	2,206	2,224	2,194	2,105	2,061	2,023	2,020	2,067	289	12.5
Females.....		2	2	2	2	2	2	1	1	1	1	1	1	2	(1)
Saws.....	6	92	96	94	93	87	85	89	94	93	94	97	109	24	22.0
Males.....		92	96	94	93	87	85	89	94	93	93	96	106	23	21.3
Females.....		1	1	1	1	1	1	1	1	1	1	1	1	1	(1)
Scales and balances.....	3	531	524	509	496	439	423	418	425	457	491	499	497	113	21.3
Males.....		523	516	501	488	431	415	410	417	448	482	489	487	113	21.6
Females.....		8	8	8	8	8	8	8	8	9	9	10	10	2	(1)

1 Not computed owing to small number represented.

TABLE A.—Fluctuation in employment in industries other than mining and quarrying in Ohio, 1914 to 1929, by occupation group, industry, and sex—Continued

1926: WAGE EARNERS—Continued

Industry and sex	Number of establishments reporting	Number employed on the 15th of each month												Variation from maximum	
		January	February	March	April	May	June	July	August	September	October	November	December	Number	Per cent
Manufactures—Continued.															
Iron and steel and their products—Contd.															
Screws, machine and wood.....	7	575	591	609	627	559	553	534	530	533	558	499	464	163	26.0
Males.....		361	367	373	390	363	376	366	362	356	362	322	313	77	19.7
Females.....		214	224	231	237	196	177	168	168	177	196	177	151	86	36.3
Springs, coil.....	20	443	456	510	484	470	475	478	492	527	515	490	457	84	15.9
Males.....		401	422	469	442	427	428	425	431	457	451	431	404	68	14.5
Females.....		42	34	41	42	43	47	53	61	70	64	59	53	36	(1)
Springs, steel, car and carriage.....	5	368	352	370	378	379	384	388	391	387	384	332	300	91	23.3
Males.....		328	314	330	343	344	346	350	352	350	345	297	269	83	23.6
Females.....		40	38	40	35	35	38	38	39	37	39	35	31	9	(1)
Steel works and rolling mills.....	68	84,296	83,429	83,453	85,349	83,714	83,771	84,275	84,859	88,176	89,188	83,700	81,107	8,081	9.1
Males.....		83,873	82,988	82,985	84,884	83,239	83,289	83,784	84,369	87,704	88,710	83,227	80,623	8,087	9.1
Females.....		423	441	468	465	475	482	491	490	472	478	473	484	68	13.8
Stoves and furnaces.....	91	7,571	8,088	7,909	7,923	7,926	7,851	7,718	8,491	8,964	9,497	9,312	8,678	1,926	20.3
Males.....		7,385	7,900	7,702	7,700	7,690	7,632	7,504	8,285	8,717	9,239	9,099	8,451	1,854	20.1
Females.....		186	188	207	223	236	219	214	206	247	258	243	227	72	27.9
Tin plate and terneplate.....	8	5,075	4,991	5,205	5,018	4,593	4,703	4,839	4,833	5,803	4,895	4,845	4,957	612	11.8
Males.....		4,888	4,809	5,011	4,834	4,416	4,521	4,652	4,646	4,607	4,696	4,633	4,760	595	11.9
Females.....		187	182	194	184	177	182	187	187	196	199	192	197	22	11.1
Wire.....	9	3,759	3,825	3,870	3,823	3,726	3,861	3,903	3,951	3,984	4,057	4,117	3,768	391	9.5
Males.....		3,667	3,734	3,779	3,720	3,622	3,753	3,795	3,848	3,881	3,952	4,013	3,667	391	9.7
Females.....		92	91	91	103	104	108	108	103	103	105	104	101	17	15.7
Wirework, wire rope, and cable.....	33	664	642	646	698	702	686	660	671	649	564	669	690	138	19.7
Males.....		576	558	554	592	615	593	581	576	552	463	574	597	152	24.7
Females.....		88	84	92	106	87	93	79	95	97	101	95	93	27	25.5
Iron and steel and their products, n. o. c.....	11	2,463	2,633	2,656	2,622	2,819	2,977	2,696	2,689	2,761	2,794	2,786	2,563	514	17.3
Males.....		2,431	2,598	2,622	2,599	2,788	2,944	2,665	2,662	2,736	2,772	2,759	2,534	513	17.4
Females.....		32	35	34	23	31	33	31	27	25	22	27	29	13	(1)
Leather and leather products.....	147	15,406	16,020	15,926	14,954	15,194	15,052	16,054	16,807	17,273	17,226	17,710	15,731	2,319	13.4
Males.....		9,045	9,329	9,415	8,873	8,873	8,761	9,221	9,614	9,819	9,855	9,614	9,127	1,094	11.1
Females.....		6,361	6,691	6,511	6,076	6,321	6,291	6,833	7,193	7,454	7,371	8,096	6,604	2,020	25.0
Boots, shoes, cut stock, and findings.....	63	12,668	13,285	13,049	12,192	12,492	12,386	13,346	14,018	14,442	14,308	14,817	12,904	2,625	17.7
Males.....		6,806	7,065	6,966	6,611	6,661	6,593	6,986	7,355	7,642	7,526	7,308	6,876	949	12.6
Females.....		5,862	6,190	5,994	5,581	5,831	5,793	6,360	6,663	6,900	6,782	7,509	6,028	1,928	25.7

Gloves and mittens, leather.....	3	193	191	206	207	208	212	188	191	191	196	202	204	24	11.3	
Males.....		50	51	72	72	73	73	68	63	62	63	65	66	23	(1)	
Females.....		143	140	134	135	135	139	120	128	129	133	137	138	23	16.1	
Leather, tanned, curried, and finished.....	19	1,566	1,561	1,646	1,568	1,635	1,472	1,555	1,565	1,603	1,640	1,632	1,586	174	10.6	
Males.....		1,474	1,462	1,540	1,475	1,442	1,381	1,463	1,469	1,493	1,520	1,510	1,474	159	10.3	
Females.....		92	99	106	93	93	91	92	96	110	126	122	112	35	27.8	
Saddlery and harness.....	14	298	319	316	290	287	278	272	270	267	289	273	254	65	20.4	
Males.....		282	303	303	276	273	265	259	264	262	282	267	247	56	18.5	
Females.....		16	16	13	14	14	13	13	6	5	7	6	7	11	(1)	
Trunks and valises.....	20	261	257	258	266	269	293	286	296	284	279	278	306	49	16.0	
Males.....		224	219	220	230	228	247	243	253	241	235	234	260	34	13.4	
Females.....		37	38	38	36	41	46	43	43	43	44	44	56	20	(1)	
Leather and leather products, n. o. c.....	28	420	407	451	431	403	411	407	467	486	508	508	477	105	20.7	
Males.....		209	199	225	214	196	202	202	210	219	229	230	214	34	14.8	
Females.....		211	208	226	217	207	209	205	257	267	279	278	263	74	26.5	
Liquors and beverages.....	153	1,759	1,743	1,785	1,845	1,981	2,162	2,290	2,506	2,525	2,243	1,964	1,787	1,701	824	32.6
Males.....		1,702	1,684	1,729	1,787	1,948	2,106	2,232	2,447	2,469	2,186	1,925	1,748	1,666	813	32.9
Females.....		57	59	56	58	56	56	58	59	56	57	39	39	45	20	(1)
Malt.....	4	169	173	175	175	176	183	230	228	232	205	192	203	63	27.2	
Males.....		144	147	152	150	155	159	206	206	207	193	182	192	63	30.4	
Females.....		25	26	23	25	21	24	24	22	25	12	10	11	16	(1)	
Mineral waters and beverages.....	146	1,581	1,561	1,601	1,661	1,981	2,102	2,268	2,295	2,007	1,735	1,588	1,491	804	35.0	
Males.....		1,551	1,530	1,570	1,630	1,948	2,070	2,235	2,261	1,976	1,710	1,560	1,458	803	35.5	
Females.....		30	31	31	31	33	32	33	34	31	25	28	33	9	(1)	
Liquors and beverages, n. o. c.....	3	9	9	9	9	5	5	8	2	4	24	7	7	22	(1)	
Males.....		7	7	7	7	3	3	6	2	3	22	6	6	20	(1)	
Females.....		2	2	2	2	2	2	2	2	1	2	1	1	2	(1)	
Lumber and its products.....	1,206	24,439	24,071	24,630	24,663	24,875	25,357	25,117	25,299	25,379	25,755	25,718	24,861	1,684	6.5	
Males.....		22,816	22,430	23,016	23,071	23,304	23,675	23,455	23,624	23,658	23,967	23,944	23,141	1,537	6.4	
Females.....		1,623	1,641	1,614	1,592	1,571	1,682	1,662	1,675	1,721	1,788	1,774	1,720	217	12.1	
Baskets, wood, rattan, and willow.....	17	315	325	317	332	391	459	460	453	441	413	376	365	145	31.5	
Males.....		195	204	198	206	234	251	263	259	255	247	232	213	68	25.9	
Females.....		120	121	119	126	157	208	197	194	186	166	144	152	89	42.8	
Boxes, cigars.....	15	291	291	285	285	283	264	272	278	282	317	314	297	53	16.7	
Males.....		97	97	95	96	105	92	95	94	95	106	105	99	14	13.2	
Females.....		194	194	190	189	178	172	177	184	187	211	209	198	39	18.5	
Boxes and packing crates.....	37	1,206	1,211	1,275	1,285	1,337	1,354	1,404	1,299	1,225	1,334	1,248	1,188	216	15.4	
Males.....		1,134	1,141	1,200	1,210	1,261	1,273	1,316	1,217	1,151	1,261	1,175	1,128	188	14.3	
Females.....		72	70	75	75	76	81	88	82	74	73	73	60	28	(1)	
Coffins and undertakers' goods.....	11	807	809	803	787	788	781	748	758	824	849	869	867	121	13.9	
Males.....		652	647	642	638	629	623	595	613	662	686	713	712	118	16.5	
Females.....		155	162	161	149	159	158	153	145	162	163	156	155	18	11.0	
Cooperage and related goods.....	85	1,264	1,287	1,266	1,311	1,243	1,237	1,233	1,345	1,358	1,323	1,354	1,284	125	9.2	
Males.....		1,174	1,195	1,170	1,206	1,158	1,130	1,121	1,233	1,247	1,221	1,243	1,171	126	10.1	
Females.....		90	92	96	105	85	107	112	112	111	102	111	113	28	24.8	
Furniture, including upholstering.....	165	6,717	6,704	6,730	6,588	6,405	6,418	6,223	6,684	6,985	7,464	7,617	7,224	1,394	18.3	
Males.....		6,358	6,336	6,379	6,231	6,050	6,016	5,818	6,264	6,550	6,966	7,137	6,737	1,319	18.5	
Females.....		359	368	351	357	355	402	405	420	435	498	480	487	147	29.5	

1 Not computed owing to small number represented.

TABLE A.—Fluctuation in employment in industries other than mining and quarrying in Ohio, 1914 to 1929, by occupation group, industry, and sex—Continued

1926: WAGE EARNERS—Continued

Industry and sex	Number of establishments reporting	Number employed on the 15th of each month												Variation from maximum	
		January	February	March	April	May	June	July	August	September	October	November	December	Number	Per cent
Manufactures—Continued.															
Lumber and its products—Continued.															
Furniture, wicker and reed.....	5	186	221	224	254	263	269	273	277	266	249	238	179	98	35.4
Males.....		179	207	210	240	244	250	251	253	242	222	205	161	92	36.4
Females.....		7	14	14	14	19	19	22	24	24	27	33	18	26	(1)
Lasts.....	8	457	503	467	445	446	469	453	480	473	438	428	396	107	21.3
Males.....		404	450	411	392	390	412	402	417	411	380	377	357	93	20.7
Females.....		53	53	56	53	56	57	51	63	62	58	51	39	24	(1)
Looking-glass and picture frames.....	8	184	208	210	206	200	193	195	195	211	221	222	210	38	17.1
Males.....		150	166	166	163	159	158	158	158	167	169	172	160	22	12.8
Females.....		34	42	44	43	41	35	37	37	44	52	50	50	18	(1)
Matches.....	5	1,640	1,623	1,554	1,479	1,429	1,405	1,337	1,357	1,350	1,372	1,388	1,350	303	18.5
Males.....		1,222	1,211	1,167	1,113	1,062	1,012	1,031	1,023	1,023	1,036	1,058	1,025	210	17.2
Females.....		418	412	387	366	345	343	325	326	327	336	330	325	93	22.2
Saw-mill and planing-mill products.....	795	9,915	9,397	9,975	10,160	10,585	10,951	10,924	10,623	10,467	10,339	10,205	9,984	1,554	14.2
Males.....		9,849	9,332	9,900	10,092	10,522	10,889	10,863	10,575	10,397	10,284	10,122	9,915	1,557	14.3
Females.....		66	65	75	68	63	62	61	53	70	55	83	69	30	(1)
Show cases.....	8	261	274	273	261	259	267	258	267	261	262	265	256	20	7.2
Males.....		255	268	268	265	257	255	254	263	255	257	260	252	16	6.0
Females.....		6	6	8	8	4	4	4	4	6	5	5	4	4	(1)
Wood bending, turning, carving.....	38	807	827	844	826	799	806	809	763	777	746	769	821	98	11.6
Males.....		758	785	806	787	766	774	779	732	744	704	730	771	102	12.7
Females.....		49	42	38	39	33	34	30	31	33	42	49	50	20	(1)
Wood preserving.....	5	201	298	302	336	350	379	414	401	357	329	322	337	123	29.7
Males.....		291	298	302	336	350	379	414	401	357	329	322	337	123	29.7
Lumber and its products, n. o. c.....	4	98	93	102	96	95	111	114	114	102	99	103	103	21	18.4
Males.....		98	93	102	96	95	111	114	114	102	99	103	103	21	18.4
Metals and metal products, other than iron and steel.....	488	29,371	29,934	30,442	29,591	28,561	28,423	28,275	28,364	29,059	28,640	28,384	27,847	2,595	8.5
Males.....		25,032	25,380	25,666	25,126	24,256	24,120	24,180	24,222	24,759	24,215	23,997	23,576	2,090	8.1
Females.....		4,339	4,554	4,776	4,465	4,305	4,303	4,095	4,142	4,300	4,425	4,387	4,271	681	14.3
Brass, bronze, and aluminum products.....	139	8,159	8,327	8,458	8,344	8,137	8,091	8,033	7,953	8,107	7,971	7,667	7,489	969	11.5
Males.....		7,653	7,779	7,904	7,821	7,641	7,598	7,521	7,449	7,590	7,467	7,195	7,035	889	11.0
Females.....		506	548	554	523	496	493	512	504	517	504	472	454	100	18.1
Caskets, metal.....	3	431	418	419	426	425	435	413	409	408	410	357	424	78	17.9
Males.....		356	342	343	351	347	362	343	335	338	344	298	352	64	17.7
Females.....		75	76	76	75	78	73	70	74	70	66	59	72	19	(1)

PART 2.—GENERAL TABLE

Clocks, watches, and materials.....	8	877	929	947	968	976	997	971	980	936	962	956	120	12.0	
Males.....		644	679	691	703	709	717	706	701	658	671	682	73	10.2	
Females.....		233	250	256	265	267	280	265	279	278	291	278	58	19.9	
Copper, tin, and sheet-iron products, in- cluding stamped and enameled ware.....	181	13,767	13,885	14,126	13,721	13,233	13,364	13,402	13,543	13,781	13,208	13,165	12,806	1,320	9.3
Males.....		11,411	11,446	11,541	11,299	10,966	10,958	11,133	11,297	11,462	10,844	10,848	10,556	986	8.5
Females.....		2,356	2,439	2,585	2,422	2,267	2,406	2,269	2,246	2,319	2,364	2,317	2,251	339	13.1
Electroplating.....	18	114	121	136	133	142	142	153	132	153	179	182	149	68	37.4
Males.....		112	119	134	131	140	140	151	130	156	177	190	147	68	37.8
Females.....		2	2	2	2	2	2	2	2	2	2	2			
Galvanizing.....	10	201	235	234	184	175	201	197	196	184	192	173	163	72	30.6
Males.....		191	219	219	173	162	188	180	170	169	175	158	150	69	31.5
Females.....		10	16	15	11	13	17	16	15	17	17	15	13	7	(1)
Furniture and office fixtures.....	15	2,376	2,374	2,402	2,292	2,010	1,921	1,883	1,895	2,107	2,162	2,295	2,331	519	21.6
Males.....		2,145	2,150	2,160	2,033	1,759	1,701	1,683	1,704	1,863	1,928	2,074	2,108	477	22.1
Females.....		231	224	242	259	251	220	200	191	244	234	221	228	68	26.3
Gas and electric fixtures and lamps and reflectors.....	43	1,869	2,085	2,098	1,972	1,917	1,769	1,748	1,762	1,806	1,931	1,963	1,937	350	16.7
Males.....		1,200	1,340	1,326	1,296	1,239	1,191	1,186	1,176	1,191	1,238	1,194	1,205	164	12.2
Females.....		669	745	772	676	678	578	562	586	615	693	769	732	210	27.2
Jewelry, including reducing and refining.....	29	583	586	585	580	585	569	560	541	563	557	562	552	48	8.1
Males.....		503	500	498	503	499	482	472	454	479	478	480	470	49	9.7
Females.....		80	86	87	86	86	87	88	87	84	79	82	82	9	(1)
Silverware and plated ware.....	13	320	325	341	332	333	319	324	338	358	392	375	390	373	18.6
Males.....		299	305	316	310	311	298	303	317	333	361	343	359	63	17.5
Females.....		21	20	25	22	22	21	21	21	25	31	32	31	12	(1)
Smelting and refining, aluminum, brass, and copper.....	9	202	186	193	190	181	175	187	173	181	186	181	175	29	14.4
Males.....		180	161	174	170	153	150	160	145	155	158	156	153	35	19.4
Females.....		22	25	19	20	28	25	27	28	26	28	25	22	9	(1)
Smelting and refining, not from the ore.....	8	100	97	101	96	94	90	87	94	99	96	102	94	15	14.7
Males.....		99	96	100	95	93	89	86	93	98	95	101	93	15	14.9
Females.....		1	1		1	1	1	1	1	1	1	1			
Metals and metal products, other than iron and steel, n. o. c.....	12	372	366	402	344	353	350	317	358	371	394	380	381	85	21.1
Males.....		239	244	290	241	237	246	256	267	267	279	270	276	42	15.1
Females.....		133	122	142	103	116	104	61	107	104	115	110	105	81	57.0
Paper and printing.....	1,075	39,294	39,910	40,195	40,929	40,952	40,991	40,228	40,362	40,923	41,532	41,619	41,399	2,325	5.6
Males.....		30,448	30,816	30,981	30,875	30,931	30,904	31,029	31,137	31,526	31,866	31,910	31,650	1,462	4.6
Females.....		9,846	9,094	9,214	10,054	9,121	9,187	9,199	9,225	9,397	9,666	9,709	9,689	1,208	12.0
Bags, paper.....	13	1,108	1,212	1,157	1,142	1,127	1,229	1,244	1,252	1,228	1,183	1,173	1,099	153	12.2
Males.....		482	516	498	473	483	508	520	538	541	539	528	497	69	12.8
Females.....		626	696	659	670	644	721	724	714	687	644	645	602	122	10.9
Boxes, fancy and paper; drinking cups.....	72	4,452	4,458	4,466	4,316	4,222	4,195	4,310	4,375	4,545	4,674	4,684	4,618	739	15.0
Males.....		2,708	2,649	2,671	2,603	2,573	2,516	2,583	2,587	2,676	2,680	2,785	2,584	269	9.7
Females.....		1,744	1,809	1,795	1,713	1,649	1,679	1,727	1,788	1,869	1,994	2,149	2,034	500	23.3
Card cutting and designing.....	3	170	169	177	176	172	167	165	180	191	203	204	188	39	19.1
Males.....		104	105	106	106	102	99	100	106	112	115	117	108	18	15.4
Females.....		66	64	71	71	70	68	65	74	79	88	87	80	24	(1)

1 Not computed owing to small number represented.

TABLE A.—*Fluctuation in employment in industries other than mining and quarrying in Ohio, 1914 to 1929, by occupation group, industry, and sex—Continued*

1926: WAGE EARNERS—Continued

Industry and sex	Number of establishments reporting	Number employed on the 15th of each month												Variation from maximum	
		January	February	March	April	May	June	July	August	September	October	November	December	Number	Per cent
Manufactures—Continued.															
Paper and printing—Continued.															
Engraving.....	12	241	252	262	271	251	269	268	270	265	274	276	270	35	12.7
Males.....		148	154	157	150	145	149	148	150	153	154	157	149	12	7.6
Females.....		93	98	105	121	106	120	120	120	112	120	119	121	23	23.1
Envelopes.....	8	1,404	1,462	1,455	1,480	1,496	1,482	1,462	1,454	1,445	1,471	1,539	1,523	189	11.9
Males.....		585	670	592	675	692	681	669	678	654	667	692	713	128	18.0
Females.....		819	792	863	805	804	801	793	776	791	804	847	880	104	11.8
Labels and tags.....	9	667	686	692	695	723	712	717	719	702	733	708	695	66	9.0
Males.....		531	570	545	551	565	559	561	567	558	578	555	547	47	8.1
Females.....		136	116	147	144	158	153	156	152	144	155	153	148	42	26.6
Paper, including stationery.....	63	8,357	8,398	8,526	8,523	8,576	8,663	8,636	8,735	8,703	8,594	8,620	8,570	378	4.3
Males.....		7,143	7,082	7,194	7,163	7,176	7,244	7,239	7,327	7,294	7,201	7,253	7,174	245	3.3
Females.....		1,214	1,316	1,332	1,370	1,400	1,419	1,397	1,408	1,409	1,393	1,367	1,396	205	14.4
Photo-engraving.....	34	561	572	574	574	571	580	584	574	589	593	595	610	49	8.0
Males.....		556	567	579	576	566	575	579	569	585	589	591	606	50	8.3
Females.....		5	5	5	4	5	5	5	5	4	4	4	4	1	(1)
Printing and publishing.....	801	20,927	21,299	21,449	22,324	21,505	21,412	21,478	21,461	21,856	22,370	22,120	22,309	1,443	6.5
Males.....		16,957	17,265	17,353	17,345	17,386	17,340	17,417	17,431	17,715	18,073	17,945	18,013	1,116	6.2
Females.....		3,970	4,034	4,066	4,979	4,119	4,072	4,061	4,030	4,141	4,297	4,175	4,296	1,009	20.3
Stereotyping and electrotyping.....	41	844	837	888	874	862	827	822	831	833	850	856	830	66	7.4
Males.....		809	810	855	841	826	795	788	794	792	798	807	790	67	7.8
Females.....		35	27	33	33	36	32	34	37	41	52	49	40	25	(1)
Paper and printing, n. o. c.....	19	563	565	549	554	547	555	542	511	566	587	594	557	53	14.0
Males.....		425	428	411	410	417	438	425	390	446	472	480	469	90	18.8
Females.....		138	137	138	144	130	117	117	121	120	115	114	88	56	38.9
Rubber products.....	112	57,428	56,154	54,597	54,203	53,190	52,566	53,211	56,581	58,076	57,438	54,154	52,651	5,510	9.5
Males.....		48,046	46,975	45,538	45,059	44,355	43,942	44,634	47,421	48,640	47,996	44,861	43,814	4,826	9.9
Females.....		9,382	9,179	9,059	9,144	8,835	8,624	8,577	9,160	9,436	9,442	9,293	8,837	865	9.2
Druggists' sundries and toys, rubber.....	37	4,011	3,813	3,775	3,793	3,770	3,618	3,600	3,722	3,883	4,095	4,142	3,823	542	13.1
Males.....		2,929	2,705	2,678	2,698	2,541	2,407	2,380	2,534	2,704	2,850	2,855	2,623	549	18.7
Females.....		1,082	1,108	1,097	1,195	1,229	1,211	1,220	1,188	1,179	1,245	1,287	1,203	205	15.9
Tires and tubes.....	55	51,688	50,622	49,018	48,919	47,869	47,390	48,016	51,240	52,558	51,693	48,390	47,264	5,294	10.1
Males.....		43,537	42,704	41,212	41,016	40,406	40,123	40,807	43,414	44,483	43,669	40,550	39,789	4,694	10.6
Females.....		8,151	7,918	7,806	7,903	7,463	7,267	7,209	7,826	8,075	8,024	7,840	7,475	942	11.6

Rubber products, n. o. c.	20	1,729	1,719	1,804	1,591	1,551	1,558	1,595	1,619	1,635	1,650	1,622	1,561	253	14.0
Males		1,580	1,566	1,648	1,445	1,408	1,412	1,447	1,473	1,453	1,477	1,456	1,402	246	14.9
Females		149	153	156	146	143	146	148	146	182	173	166	159	39	21.4
Stone, clay, and glass products	765	46,035	47,069	47,510	48,485	49,390	49,513	47,046	48,388	49,194	49,904	48,935	48,025	3,869	7.8
Males		38,316	39,174	39,525	40,543	41,411	41,702	40,000	40,865	41,697	42,062	40,918	39,897	3,746	8.9
Females		7,719	7,895	7,985	7,942	7,979	7,811	7,046	7,523	7,597	7,842	8,017	8,128	1,082	13.3
Brick and tile, clay	176	8,328	8,591	8,588	9,193	9,433	9,671	9,608	9,672	9,523	9,312	8,662	8,161	1,511	15.6
Males		8,312	8,572	8,564	9,166	9,408	9,643	9,581	9,642	9,499	9,284	8,630	8,127	1,516	15.7
Females		16	19	24	27	25	28	27	30	24	28	32	34	18	(1)
Cement	15	1,337	1,338	1,392	1,518	1,627	1,706	1,712	1,618	1,704	1,718	1,652	1,660	381	22.2
Males		1,329	1,331	1,385	1,512	1,619	1,698	1,704	1,610	1,696	1,710	1,644	1,649	381	22.3
Females		8	7	7	6	8	8	8	8	8	8	8	11	5	(1)
Concrete products	156	964	1,011	1,086	1,250	1,344	1,524	1,526	1,492	1,495	1,440	1,272	1,149	562	36.8
Males		962	1,009	1,084	1,243	1,342	1,522	1,524	1,490	1,493	1,438	1,270	1,147	562	36.9
Females		2	2	2	2	2	2	2	2	2	2	2	2	2	2
Glass	34	12,473	12,439	12,403	12,253	12,599	12,550	11,556	11,858	12,177	12,550	12,832	12,747	1,276	9.9
Males		9,034	9,068	9,025	8,945	9,203	9,257	8,661	8,799	9,086	9,319	9,414	9,233	753	8.0
Females		3,439	3,371	3,378	3,308	3,396	3,293	2,895	3,059	3,091	3,231	3,418	3,514	619	17.6
Glass cutting and ornamenting	26	362	403	407	388	384	367	345	346	363	413	406	398	68	16.5
Males		223	232	236	239	241	230	215	221	225	253	247	248	38	15.0
Females		139	171	171	149	143	137	130	125	138	160	159	150	46	26.9
Lime	6	346	370	392	415	419	424	434	440	438	425	402	317	123	28.0
Males		346	370	392	415	419	424	434	440	438	425	402	317	123	28.0
Marble and stone works; stoneyards	94	772	755	738	770	816	864	898	903	991	993	1,014	979	276	27.2
Males		771	754	737	769	815	863	892	902	990	992	1,013	978	276	27.2
Females		1	1	1	1	1	1	1	1	1	1	1	1	26	11.8
Mirrors	14	209	202	195	196	202	207	221	219	218	215	207	214	21	10.3
Males		195	189	182	183	188	190	203	203	202	199	193	202	21	10.3
Females		14	13	13	13	14	17	18	16	16	16	14	12	6	(1)
Pottery, terra-cotta and fire-clay products	177	19,382	20,108	20,419	20,503	20,449	20,039	18,553	19,656	20,074	20,632	20,340	20,399	2,049	9.9
Males		15,281	15,807	16,043	16,080	16,075	15,727	14,632	15,387	15,771	16,251	15,976	16,014	1,619	10.0
Females		4,091	4,301	4,376	4,423	4,374	4,312	3,921	4,269	4,303	4,381	4,364	4,385	472	10.7
Stone and clay, crushing and grinding	43	401	363	378	405	466	494	510	509	514	524	512	411	161	30.7
Males		401	363	378	405	466	494	510	509	514	524	512	411	161	30.7
Wall plaster, including hydrated lime	13	1,084	1,097	1,127	1,210	1,263	1,277	1,262	1,282	1,290	1,253	1,192	1,154	206	16.0
Males		1,084	1,097	1,127	1,210	1,263	1,277	1,262	1,282	1,290	1,253	1,192	1,154	206	16.0
Stone, clay, and glass products, n. o. c.	11	377	392	385	384	388	390	396	393	407	429	444	436	67	15.1
Males		368	382	372	371	372	377	382	380	393	414	425	417	57	13.4
Females		9	10	13	13	16	13	14	13	14	15	19	19	10	(1)
Textiles	707	41,886	43,182	44,434	43,920	43,477	43,294	42,985	43,860	44,776	45,693	44,510	43,185	4,307	9.4
Males		14,775	15,224	15,648	15,391	15,373	15,465	15,501	15,414	15,640	15,745	15,426	15,107	970	6.2
Females		26,611	27,958	28,786	28,529	28,104	27,829	27,484	28,446	29,136	29,948	29,084	28,028	3,337	11.1
Awnings, tents, and sails, including auto fabrics	46	1,522	1,616	1,777	1,846	2,042	2,205	1,979	1,724	1,702	1,747	1,706	1,617	683	31.0
Males		856	911	954	971	1,068	1,109	988	872	863	948	887	874	253	22.8
Females		666	705	823	875	974	1,096	991	852	839	799	819	743	430	39.2
Bags, other than paper	17	283	286	285	300	284	280	256	243	265	277	274	252	52	17.3
Males		69	72	72	80	78	77	71	71	70	73	68	67	13	(1)
Females		214	214	223	220	206	203	185	177	195	204	206	185	46	20.6

1 Not computed owing to small number represented.

TABLE A.—Fluctuation in employment in industries other than mining and quarrying in Ohio, 1914 to 1929, by occupation group, industry, and sex—Continued

1926: WAGE EARNERS—Continued

Industry and sex	Number of establishments reporting	Number employed on the 15th of each month												Variation from maximum	
		January	February	March	April	May	June	July	August	September	October	November	December	Number	Per cent
Manufactures—Continued.															
Textiles—Continued.															
Carpets and rugs.....	11	72	68	76	104	120	118	103	93	88	88	91	52	43.3	
Males.....		55	52	59	81	93	88	77	70	71	68	63	41	(1)	
Females.....		17	16	17	23	27	30	26	23	17	17	28	14	(1)	
Clothing, men's, including shirts and coat pads.....	179	14,846	15,367	15,817	15,829	15,734	15,464	15,051	15,772	15,880	15,977	15,891	15,715.	1,131	7.1
Males.....		4,072	4,206	4,340	4,322	4,313	4,261	4,260	4,345	4,354	4,330	4,354	4,298	282	6.5
Females.....		10,774	11,161	11,477	11,507	11,421	11,203	10,791	11,427	11,526	11,647	11,537	11,417	873	7.5
Clothing, women's, including corsets.....	104	3,621	4,185	4,313	4,070	3,852	3,669	3,869	4,290	4,354	4,395	3,998	3,703	774	17.6
Males.....		1,094	1,207	1,203	1,136	1,053	981	1,084	1,205	1,186	1,184	1,125	1,022	226	18.7
Females.....		2,527	2,978	3,110	2,934	2,799	2,688	2,785	3,085	3,168	3,211	2,873	2,681	684	21.3
Cordage, twine, jute, and linen goods.....	7	733	777	780	693	665	715	704	613	579	613	709	747	201	25.8
Males.....		618	644	641	574	550	584	567	502	481	505	574	600	163	25.3
Females.....		115	133	139	119	115	131	137	111	98	108	135	141	43	30.5
Cotton goods and small wares.....	7	118	117	112	114	112	115	112	104	109	112	113	115	14	11.9
Males.....		33	34	31	30	31	30	29	28	29	28	28	28	6	(1)
Females.....		85	83	81	84	81	85	83	76	80	84	85	87	11	(1)
Custom tailoring, men's and women's.....	99	2,177	2,207	2,298	2,364	2,363	2,382	2,212	2,191	2,304	2,449	2,452	2,421	275	11.2
Males.....		917	934	985	1,003	999	987	941	943	974	1,018	1,020	1,007	108	10.1
Females.....		1,260	1,273	1,313	1,361	1,364	1,395	1,271	1,248	1,330	1,431	1,432	1,414	184	12.8
Dyeing and finishing textiles, including sponging.....	13	493	520	521	456	464	437	447	435	426	430	462	457	95	18.2
Males.....		449	467	462	396	405	384	385	377	374	373	402	400	94	20.1
Females.....		44	53	59	60	59	53	62	58	52	57	60	57	18	(1)
Flags, banners, and regalia.....	8	694	718	729	727	721	716	698	686	692	746	750	687	64	8.5
Males.....		299	310	307	315	298	306	294	299	304	327	323	303	33	10.1
Females.....		395	408	422	412	423	410	404	387	388	419	427	384	43	10.1
Furnishing goods, men's.....	14	328	324	324	327	330	337	369	371	369	406	416	405	92	22.1
Males.....		56	56	58	58	58	59	59	59	58	60	63	63	7	(1)
Females.....		272	268	266	269	272	278	310	312	311	346	353	342	87	24.6
Gloves, cloth.....	28	2,072	2,099	2,030	1,966	1,950	2,027	2,028	2,027	2,069	2,146	2,224	2,184	274	12.3
Males.....		267	261	249	245	232	232	251	252	270	264	276	275	44	15.9
Females.....		1,805	1,838	1,781	1,721	1,718	1,775	1,775	1,775	1,799	1,882	1,948	1,909	230	11.8
Hats and caps, other than felt, straw, or wool.....	24	458	471	479	459	435	456	464	466	486	493	469	459	58	11.8
Males.....		183	181	180	171	175	178	174	170	182	188	185	178	18	9.6
Females.....		275	290	299	288	260	278	290	296	304	305	284	281	45	14.8

PART 2.—GENERAL TABLE

Horse clothing.....	3	304	319	330	315	293	281	251	271	266	276	263	264	79	23.9
Males.....		127	139	141	137	136	131	121	123	121	125	112	116	29	20.6
Females.....		177	180	189	178	157	150	130	148	145	151	151	148	59	31.2
Hosiery and knit goods.....	35	3,867	3,929	3,982	4,016	3,968	4,090	3,930	4,102	4,321	4,659	4,325	3,937	792	17.0
Males.....		922	922	934	923	900	899	870	905	911	925	892	864	70	7.5
Females.....		2,945	3,007	3,048	3,093	3,068	3,191	3,060	3,197	3,410	3,734	3,433	3,073	789	21.1
Mattresses, pillows, and cotton felts.....	33	1,196	1,199	1,300	1,290	1,303	1,324	1,339	1,324	1,384	1,394	1,340	1,293	198	14.2
Males.....		900	902	978	977	1,010	1,027	1,034	1,019	1,061	1,066	1,019	989	166	15.6
Females.....		296	297	322	313	293	297	305	305	323	328	321	304	35	10.7
Millinery and lace goods, including artificial flowers and feathers.....	32	1,402	1,565	1,542	1,450	1,369	999	1,246	1,472	1,503	1,422	1,188	1,117	566	36.2
Males.....		329	343	346	336	313	303	362	383	374	369	313	308	80	20.9
Females.....		1,073	1,222	1,196	1,114	1,056	696	884	1,089	1,129	1,053	875	809	526	43.0
Oilcloth and linoleum.....	4	607	655	696	674	624	610	631	617	632	642	605	600	96	13.8
Males.....		591	638	678	654	609	595	616	602	617	626	588	580	98	14.5
Females.....		16	17	18	20	15	15	15	15	15	16	17	20	5	(1)
Silk and silk goods, including throwsters.....	7	2,232	2,243	2,296	2,304	2,113	2,124	2,173	2,158	2,251	2,257	2,139	1,991	313	13.6
Males.....		969	963	960	960	853	872	859	873	874	875	852	771	218	22.0
Females.....		1,243	1,249	1,333	1,344	1,260	1,252	1,314	1,285	1,377	1,382	1,287	1,220	162	11.7
Woolen, worsted, and wool-felt goods, including fur and felt hats.....	18	3,177	3,308	3,490	3,373	3,335	3,418	3,496	3,418	3,499	3,611	3,651	3,599	474	13.0
Males.....		1,209	1,246	1,305	1,256	1,214	1,257	1,286	1,263	1,290	1,289	1,288	1,269	96	7.4
Females.....		1,968	2,062	2,185	2,117	2,121	2,161	2,210	2,155	2,209	2,322	2,363	2,330	395	16.7
Textiles, n. o. c.....	18	1,184	1,209	1,247	1,243	1,400	1,527	1,627	1,478	1,597	1,553	1,448	1,481	443	27.2
Males.....		740	750	762	766	985	1,085	1,173	1,053	1,176	1,101	989	1,026	436	37.1
Females.....		444	459	485	477	415	442	454	425	421	452	459	455	70	14.4
Tobacco manufactures.....	172	10,250	10,464	11,151	11,311	11,251	10,971	10,747	10,753	10,890	11,360	11,833	11,871	1,621	13.7
Males.....		2,367	2,442	2,729	2,733	2,733	2,600	2,545	2,530	2,624	2,638	2,780	2,837	490	17.2
Females.....		7,883	8,022	8,423	8,582	8,518	8,371	8,202	8,223	8,266	8,722	9,053	9,014	1,170	12.9
Chewing and smoking tobacco and snuff.....	9	1,302	1,259	1,316	1,357	1,369	1,493	1,599	1,690	1,755	1,774	1,674	1,554	515	29.0
Males.....		630	659	673	689	693	748	797	818	839	849	835	820	219	25.8
Females.....		672	600	643	668	676	735	802	872	916	925	839	734	325	35.1
Cigars and cigarettes.....	99	7,619	7,780	7,872	7,637	7,441	7,209	7,348	7,380	7,477	7,844	8,231	8,295	1,066	13.1
Males.....		1,263	1,286	1,299	1,243	1,221	1,169	1,201	1,221	1,249	1,244	1,307	1,357	188	13.9
Females.....		6,356	6,494	6,573	6,394	6,220	6,040	6,147	6,159	6,228	6,600	6,924	6,938	898	12.9
Tobacco rehandlers.....	64	1,329	1,425	1,963	2,317	2,441	2,279	1,800	1,683	1,658	1,742	1,928	2,022	1,112	45.6
Males.....		474	497	756	797	819	683	547	491	536	545	638	680	345	42.1
Females.....		855	928	1,207	1,520	1,622	1,596	1,253	1,192	1,122	1,197	1,290	1,342	767	47.3
Vehicles.....	318	54,942	57,536	58,625	62,345	61,851	61,886	56,994	57,850	58,865	54,238	50,326	49,332	13,013	20.9
Males.....		52,424	54,814	55,717	59,075	58,577	58,642	54,194	55,078	55,982	51,597	47,987	47,073	12,002	20.3
Females.....		2,518	2,722	2,908	3,270	3,284	3,244	2,800	2,772	2,883	2,641	2,339	2,259	1,015	31.0
Airplanes and parts.....	8	412	380	389	484	521	555	532	514	554	490	413	425	175	31.5
Males.....		406	371	377	472	508	543	525	507	547	492	406	418	176	32.2
Females.....		6	9	12	12	13	12	7	7	7	7	7	7	(1)	
Automobiles and parts, including assembling plants.....	187	45,381	47,748	49,250	53,382	53,567	53,832	49,317	49,464	49,854	44,637	40,701	40,228	13,604	25.3
Males.....		43,038	45,228	46,580	50,393	50,553	50,819	46,748	46,988	47,314	42,311	38,677	38,200	12,619	24.8
Females.....		2,343	2,520	2,670	2,989	3,014	3,013	2,569	2,526	2,540	2,326	2,024	2,028	990	32.8

¹Not computed owing to small number represented.

TABLE A.—Fluctuation in employment in industries other than mining and quarrying in Ohio, 1914 to 1929, by occupation group, industry, and sex—Continued

1926: WAGE EARNERS—Continued

Industry and sex	Number of establishments reporting	Number employed on the 15th of each month												Variation from maximum	
		January	February	March	April	May	June	July	August	September	October	November	December	Number	Per cent
Manufactures—Continued.															
Vehicles—Continued.															
Bicycles, motor cycles, and parts.....	8	794	792	820	836	791	763	751	820	934	930	936	746	190	20.3
Males.....		745	738	758	757	721	690	688	745	792	835	838	671	167	19.9
Females.....		49	54	62	79	70	73	63	72	142	95	98	75	98	65.5
Carriages and sleds, children's.....	7	1,219	1,425	1,560	1,595	1,571	1,456	1,550	1,641	1,841	2,062	2,049	1,428	843	40.9
Males.....		1,137	1,324	1,433	1,443	1,429	1,374	1,426	1,509	1,683	1,887	1,872	1,312	750	39.7
Females.....		82	101	127	152	142	112	124	132	158	175	177	116	95	53.7
Carriages, wagons, and materials, including repairing.....	81	1,567	1,601	1,499	1,570	1,563	1,548	1,498	1,486	1,511	1,467	1,455	1,414	187	11.7
Males.....		1,555	1,590	1,485	1,559	1,553	1,538	1,488	1,477	1,501	1,455	1,443	1,403	187	11.8
Females.....		12	11	11	11	10	10	10	9	10	12	12	11	3	(¹)
Cars, steam and street railroad, not including operation of railroad companies.....	15	3,115	3,230	3,151	3,173	2,941	2,523	2,084	2,242	2,155	2,460	2,251	1,965	1,265	39.2
Males.....		3,069	3,203	3,125	3,146	2,916	2,499	2,057	2,216	2,129	2,434	2,230	1,943	1,260	39.3
Females.....		26	27	26	27	25	24	27	26	26	26	21	22	6	(¹)
Ship and boat building.....	11	2,337	2,303	1,900	1,256	847	1,124	1,207	1,631	1,968	2,136	2,475	3,080	2,233	72.5
Males.....		2,337	2,303	1,900	1,256	847	1,124	1,207	1,631	1,968	2,136	2,475	3,080	2,233	72.5
Vehicles, n. o. c.....	1	57	57	56	49	50	55	55	52	48	47	46	46	11	(¹)
Males.....		57	57	56	49	50	55	55	52	48	47	46	46	11	(¹)
Miscellaneous manufactures.....	898	51,452	51,756	53,011	54,327	54,907	55,816	56,366	56,615	56,946	58,285	56,277	54,175	6,833	11.7
Males.....		41,507	41,867	42,814	44,372	45,003	45,926	46,457	46,553	46,397	47,032	45,270	43,904	5,525	11.7
Females.....		9,945	9,889	10,197	9,955	9,904	9,890	9,909	10,062	10,549	11,253	11,007	10,271	1,364	12.1
Agricultural implements.....	36	3,937	3,992	4,083	4,193	4,092	4,039	3,753	4,054	4,018	4,220	4,158	4,094	462	10.9
Males.....		3,882	3,936	4,029	4,143	4,030	3,983	3,706	4,000	3,953	4,152	4,092	4,036	446	10.7
Females.....		55	56	59	55	62	56	52	54	65	68	66	58	16	(¹)
Batteries, dry and storage.....	22	1,689	1,515	1,392	1,387	1,345	1,307	1,446	1,563	1,923	2,324	2,177	1,853	1,017	43.8
Males.....		1,462	1,332	1,259	1,257	1,218	1,183	1,284	1,364	1,641	1,936	1,749	1,530	748	38.6
Females.....		227	183	133	130	127	119	162	199	282	388	428	323	309	72.2
Brooms and mops.....	23	302	307	309	303	299	289	276	233	264	276	285	281	76	24.6
Males.....		259	264	265	263	257	248	235	201	227	241	249	243	64	24.2
Females.....		43	43	44	43	42	41	41	32	37	35	36	38	12	(¹)
Brushes.....	21	373	375	377	366	353	350	376	386	396	407	406	407	57	14.0
Males.....		242	247	250	245	233	230	245	242	253	254	248	256	26	10.2
Females.....		131	128	127	121	120	120	131	144	143	153	158	151	38	24.1
Coke.....	5	1,495	1,434	1,430	1,451	1,474	1,484	1,504	1,469	1,474	1,498	1,439	1,448	74	4.9
Males.....		1,495	1,434	1,430	1,451	1,474	1,484	1,504	1,469	1,474	1,498	1,439	1,448	74	4.9

Dairymen's, poulterers', and apiarists' supplies.....	5	547	573	581	567	563	587	678	726	823	854	867	997	450	45.1
Males.....		474	498	503	493	496	521	612	658	751	780	793	925	461	48.8
Females.....		73	75	78	74	67	66	66	68	72	74	74	72	12	(1)
Dentists' supplies.....	16	615	641	640	615	617	603	610	589	588	592	587	580	61	9.5
Males.....		383	413	413	410	402	398	406	410	403	408	416	403	33	7.9
Females.....		232	228	227	205	215	205	204	179	185	184	171	177	61	26.3
Electrical machinery, apparatus, and supplies.....	170	24,185	24,183	24,864	26,023	26,118	26,520	26,727	26,318	25,964	26,402	25,083	24,345	2,544	9.5
Males.....		19,370	19,431	20,029	21,173	21,438	21,846	22,116	21,453	21,040	21,400	20,550	20,124	2,746	12.4
Females.....		4,815	4,752	4,835	4,850	4,680	4,674	4,611	4,860	4,924	5,002	4,533	4,221	781	15.6
Enameling and japanning.....	15	471	491	544	503	489	505	520	547	602	689	731	682	260	35.6
Males.....		388	404	436	397	389	395	416	450	494	560	573	534	186	32.3
Females.....		83	87	108	106	100	110	104	97	108	129	158	148	75	47.5
Fire extinguishers, chemical.....	5	372	372	368	375	378	383	385	396	402	401	375	372	34	8.5
Males.....		356	356	351	358	361	365	367	378	394	383	359	356	33	8.6
Females.....		16	16	17	17	17	18	18	18	18	18	16	16	2	(1)
Fireworks.....	4	84	83	85	80	90	97	75	85	90	95	109	111	36	32.4
Males.....		34	34	35	34	41	48	38	40	38	36	35	35	14	(1)
Females.....		50	49	50	46	49	49	37	45	52	59	74	76	39	(1)
Foundry supplies.....	8	227	232	224	229	223	234	228	220	218	215	231	231	19	8.1
Males.....		222	227	219	224	218	229	223	215	213	210	226	226	19	8.3
Females.....		5	5	5	5	5	5	5	5	5	5	5	5		(1)
Fur goods.....	13	99	85	80	84	88	107	115	126	139	154	157	143	77	49.0
Males.....		54	52	48	51	51	59	58	64	67	74	75	70	27	(1)
Females.....		45	33	32	33	37	48	57	61	72	80	82	73	50	(1)
Hand stamps, stencils, and brands.....	19	255	250	252	248	245	257	269	267	207	266	263	264	24	8.9
Males.....		179	175	178	169	161	164	176	176	173	175	178	180	19	10.6
Females.....		76	75	74	79	84	93	93	91	94	91	85	84	20	(1)
Ice, manufactured.....	121	1,385	1,398	1,506	1,694	2,358	2,781	3,008	3,185	2,772	2,772	1,495	1,268	1,917	60.2
Males.....		1,378	1,387	1,500	1,678	2,328	2,756	2,991	3,170	2,759	2,768	1,488	1,260	1,910	60.3
Females.....		7	6	6	16	31	25	17	15	13	7	8	8	7	(1)
Instruments, professional and scientific.....	16	366	371	351	365	353	363	364	344	356	372	420	434	90	20.7
Males.....		285	288	276	278	272	283	286	257	271	273	305	303	52	17.0
Females.....		81	83	75	87	81	80	78	87	85	99	115	131	56	42.7
Models and patterns, other than paper.....	87	870	943	976	1,020	1,003	868	964	986	1,030	996	963	945	182	15.7
Males.....		868	941	974	1,018	1,001	866	962	984	1,028	994	961	943	182	15.8
Females.....		2	2	2	2	2	2	2	2	2	2	2	2		(1)
Musical instruments and materials, other than pianos and organs.....	15	960	922	926	947	940	874	870	873	890	957	976	1,040	179	17.1
Males.....		751	732	731	751	740	722	697	673	681	730	753	820	147	17.9
Females.....		209	190	195	196	200	152	173	200	209	227	223	229	77	33.6
Optical goods.....	34	450	429	429	414	412	391	384	393	418	447	420	385	66	14.7
Males.....		401	381	379	367	362	346	343	350	373	398	374	345	58	14.5
Females.....		49	48	50	47	50	45	41	43	45	49	46	40	10	(1)
Paving materials.....	8	46	70	70	94	135	174	235	324	264	224	194	119	-278	85.8
Males.....		46	70	70	94	135	174	235	324	264	224	194	119	278	85.8
Pens, fountain, stylographic, and gold.....	3	218	232	246	241	232	235	245	274	310	295	295	196	114	36.8
Males.....		139	143	149	147	140	143	149	162	177	172	138	133	44	24.9
Females.....		79	89	97	94	92	92	96	112	133	123	67	63	70	52.6

¹ Not computed owing to small number represented.

TABLE A.—Fluctuation in employment in industries other than mining and quarrying in Ohio, 1914 to 1929, by occupation group, industry, and sex—Continued

1926: WAGE EARNERS—Continued

Industry and sex	Number of establishments reporting	Number employed on the 15th of each month												Variation from maximum	
		January	February	March	April	May	June	July	August	September	October	November	December	Number	Per cent
Manufactures—Continued.															
Miscellaneous manufactures—Continued.															
Photographic apparatus and materials.....	6	84	83	82	81	82	88	89	80	91	96	101	100	21	20.8
Males.....		43	42	44	44	46	46	46	45	45	47	47	47	5	(1)
Females.....		41	41	38	37	36	42	43	35	46	49	54	53	19	(1)
Pianos, organs, and materials.....	23	1,753	1,804	1,793	1,724	1,678	1,663	1,728	1,800	1,841	1,891	1,892	1,818	229	12.1
Males.....		1,566	1,620	1,613	1,548	1,503	1,492	1,558	1,632	1,671	1,718	1,713	1,646	226	13.2
Females.....		187	184	180	176	175	171	170	168	170	173	179	172	19	10.2
Radios and parts.....	5	824	849	923	520	526	547	690	797	968	1,280	1,616	1,103	1,096	67.3
Males.....		362	376	387	306	293	312	374	414	478	552	676	466	383	56.7
Females.....		462	473	536	214	233	235	316	383	490	728	940	637	726	77.2
Roofing materials.....	6	1,008	1,034	1,060	1,112	1,119	1,192	1,123	1,143	1,171	1,162	1,103	1,064	184	15.4
Males.....		998	1,024	1,050	1,102	1,109	1,182	1,113	1,133	1,161	1,152	1,093	1,054	184	15.6
Females.....		10	10	10	10	10	10	10	10	10	10	10	10		
Signs and advertising novelties.....	59	2,023	2,028	2,149	2,232	2,271	2,346	2,242	2,188	2,250	2,286	2,270	2,316	323	13.8
Males.....		1,533	1,550	1,641	1,702	1,719	1,754	1,705	1,687	1,725	1,727	1,723	1,680	221	12.6
Females.....		490	478	508	530	552	592	537	481	525	559	547	636	158	24.3
Soda-water apparatus.....	5	379	425	430	449	454	446	411	387	382	391	406	430	75	16.5
Males.....		379	425	430	449	445	445	410	387	382	391	406	430	74	16.3
Females.....					1	1	1							1	(1)
Sporting and athletic goods.....	12	1,124	1,097	1,193	1,223	1,145	1,290	1,293	1,155	1,170	1,154	1,174	1,208	196	15.2
Males.....		741	708	757	750	650	759	771	713	745	733	750	773	123	15.9
Females.....		383	389	436	473	495	521	522	437	426	421	424	435	139	26.6
Surgical appliances and artificial limbs.....	10	159	159	162	163	167	160	164	158	161	164	162	163	9	5.4
Males.....		82	82	83	82	84	80	83	79	81	83	82	82	5	(1)
Females.....		77	77	79	81	83	80	81	79	80	81	80	81	6	(1)
Toys and games.....	33	2,545	2,750	2,799	2,867	2,918	2,955	3,016	2,971	3,135	3,269	3,275	3,091	730	22.3
Males.....		1,199	1,291	1,311	1,371	1,397	1,458	1,460	1,464	1,532	1,551	1,552	1,446	353	22.7
Females.....		1,346	1,459	1,488	1,496	1,521	1,497	1,556	1,507	1,603	1,718	1,723	1,645	377	21.9
Umbrellas and canes.....	5	183	191	223	220	219	204	199	184	197	223	228	228	45	19.7
Males.....		69	71	77	79	73	72	71	69	79	81	80	83	4	(1)
Females.....		114	120	146	141	141	132	128	115	118	142	148	145	34	23.0
Upholstering.....	10	90	89	89	86	88	101	94	114	118	122	119	115	36	29.5
Males.....		79	78	78	76	76	89	85	100	103	106	103	99	30	28.3
Females.....		11	11	11	10	12	12	9	14	15	16	16	16	7	(1)

Washing machines and clothes wringers	18	527	524	518	517	535	560	566	587	633	637	676	635	159	23.5
Males		509	510	505	507	515	532	545	569	612	618	654	615	149	22.8
Females		18	14	13	10	20	28	21	18	21	19	22	20	10	(1)
Window shades and fixtures	10	176	180	190	202	209	183	175	188	206	223	182	163	60	26.9
Males		132	139	145	149	157	138	132	145	160	166	132	118	48	28.9
Females		44	41	45	53	52	45	43	43	46	57	50	45	16	(1)
Miscellaneous manufactures, n. o. c.	50	1,631	1,650	1,662	1,724	1,688	1,643	1,539	1,526	1,415	1,522	1,532	1,537	309	17.9
Males		1,147	1,156	1,169	1,206	1,176	1,149	1,035	1,066	959	1,041	1,064	1,076	247	20.5
Females		484	494	493	518	512	494	454	460	456	481	468	461	64	12.4
Service	6,761	77,090	77,621	78,748	81,695	83,758	84,969	82,887	83,058	84,029	84,873	83,396	82,744	7,879	9.3
Males		46,033	46,389	47,239	49,769	51,133	51,960	50,778	51,047	51,379	50,865	49,727	48,926	5,827	11.4
Females		31,057	31,232	31,509	31,925	32,625	33,009	32,109	32,011	32,650	34,008	33,669	33,815	2,051	8.7
Advertising	47	401	400	433	481	485	468	502	501	523	487	474	454	123	23.5
Males		371	372	402	457	448	440	470	474	491	450	444	436	120	24.4
Females		30	28	31	24	37	28	32	27	32	37	40	38	13	(1)
Banks	606	1,648	1,620	1,640	1,667	1,662	1,654	1,667	1,649	1,641	1,625	1,635	1,639	47	2.8
Males		1,169	1,165	1,174	1,182	1,178	1,169	1,182	1,171	1,167	1,145	1,153	1,161	37	3.1
Females		479	455	466	485	484	485	485	478	474	480	482	478	30	6.2
Barbers and hairdressers	73	504	490	498	481	517	530	508	488	490	494	487	489	49	9.2
Males		280	280	286	267	275	274	267	266	266	260	264	267	22	7.7
Females		224	210	212	214	242	252	234	221	224	225	223	222	42	16.7
Bowling alleys and parks	164	1,055	1,049	1,159	1,525	2,015	2,464	2,727	2,941	2,553	1,355	1,097	1,092	1,892	64.3
Males		1,001	998	1,105	1,452	1,771	2,056	2,227	2,431	2,246	1,274	1,038	1,040	1,435	59.0
Females		54	53	54	73	244	408	500	510	307	81	59	52	458	89.8
Churches	28	296	296	306	304	295	216	163	163	241	294	366	372	209	56.2
Males		129	130	140	132	127	101	84	87	114	136	153	156	72	46.2
Females		167	166	166	172	168	115	79	76	127	158	213	216	140	64.8
Clubs, athletic, country, and yacht	152	1,815	1,815	1,895	2,618	3,283	3,516	3,550	3,514	3,368	2,998	2,369	2,065	1,735	48.9
Males		1,352	1,356	1,443	2,120	2,698	2,879	2,931	2,901	2,760	2,433	1,851	1,590	1,159	53.9
Females		463	459	452	498	585	637	619	613	608	565	518	475	575	20.0
Garages, including auto-body repair	1,468	11,539	11,917	12,297	13,004	13,090	13,450	13,102	13,281	12,947	12,840	12,760	12,517	1,911	14.2
Males		11,496	11,872	12,241	12,949	13,041	13,408	13,058	13,254	12,920	12,817	12,735	12,492	1,912	14.3
Females		43	45	56	55	49	42	44	27	27	23	25	25	39	(1)
Hospitals	146	6,885	6,929	6,971	6,998	7,012	7,139	7,284	7,254	7,262	7,240	7,202	7,213	303	6.5
Males		1,560	1,552	1,570	1,594	1,596	1,613	1,664	1,640	1,600	1,616	1,612	1,620	112	6.7
Females		5,325	5,377	5,401	5,404	5,416	5,526	5,620	5,614	5,662	5,624	5,590	5,593	337	6.0
Hotels	364	11,230	11,336	11,226	11,275	11,465	12,267	12,219	12,281	11,589	11,560	11,539	11,368	1,055	8.6
Males		5,920	5,961	5,923	5,929	6,040	6,375	6,298	6,284	6,068	6,104	6,091	6,009	455	7.1
Females		5,310	5,375	5,303	5,346	5,425	5,892	5,921	5,997	5,521	5,456	5,448	5,359	694	11.6
Laundries, dry cleaners, and renovating	405	11,112	11,141	11,432	11,880	12,118	11,987	11,707	11,583	11,791	11,840	11,585	11,530	1,006	8.3
Males		4,245	4,251	4,379	4,590	4,714	4,629	4,589	4,545	4,665	4,682	4,567	4,498	469	9.9
Females		6,867	6,890	7,053	7,290	7,404	7,358	7,118	7,038	7,126	7,158	7,018	7,032	537	7.3
Offices	1,262	3,603	3,610	3,653	3,658	3,658	3,669	3,609	3,599	3,651	3,671	3,678	3,672	79	2.1
Males		3,313	3,284	3,320	3,336	3,347	3,377	3,344	3,321	3,351	3,369	3,370	3,383	90	2.0
Females		290	326	333	322	311	292	265	278	300	302	308	289	68	20.4
Office buildings, including window cleaning	372	5,114	5,122	5,193	5,332	5,345	5,239	5,128	5,091	5,058	5,179	5,141	5,171	287	5.4
Males		2,946	2,951	2,942	3,049	3,039	2,951	2,900	2,869	2,896	2,980	2,953	3,005	180	5.9
Females		2,168	2,171	2,251	2,283	2,306	2,288	2,228	2,222	2,162	2,199	2,188	2,166	144	6.2

¹ Not computed owing to small number represented.

TABLE A.—Fluctuation in employment in industries other than mining and quarrying in Ohio, 1914 to 1929, by occupation group, industry, and sex—Continued

1926: WAGE EARNERS—Continued

Industry and sex	Number of establishments reporting	Number employed on the 15th of each month												Variation from maximum	
		January	February	March	April	May	June	July	August	September	October	November	December	Number	Per cent
Service—Continued.															
Photographers.....	24	194	185	181	191	207	220	223	218	222	199	194	206	42	18.8
Males.....		114	113	107	109	115	123	120	119	125	115	109	119	16	13.0
Females.....		80	72	74	82	92	97	103	99	97	84	85	87	31	30.1
Professional.....	39	109	110	116	122	145	176	170	176	173	171	157	115	67	38.1
Males.....		101	101	107	114	134	164	159	165	162	159	145	104	64	38.8
Females.....		8	9	9	8	11	12	11	11	11	12	12	11	4	(¹)
Restaurants.....	850	9,898	9,960	10,079	10,216	10,730	10,723	10,824	10,813	10,870	12,608	12,357	12,764	2,866	22.5
Males.....		4,702	4,718	4,791	4,880	5,177	5,166	5,208	5,229	5,178	5,515	5,409	5,449	813	14.7
Females.....		5,196	5,232	5,288	5,336	5,553	5,557	5,616	5,584	5,692	7,093	6,948	7,315	2,119	29.0
Schools and colleges.....	92	3,725	3,715	3,719	3,732	3,702	3,887	1,849	1,741	3,474	3,763	3,776	3,733	2,085	53.9
Males.....		2,147	2,149	2,151	2,166	2,146	2,077	1,271	1,210	2,038	2,188	2,177	2,183	967	44.4
Females.....		1,578	1,566	1,568	1,566	1,556	1,810	578	531	1,436	1,605	1,599	1,550	1,074	66.9
Servants in private homes.....	83	301	296	302	325	337	354	356	358	379	379	378	360	83	21.9
Males.....		117	115	121	133	139	150	148	150	168	167	165	150	53	31.5
Females.....		184	181	181	192	198	204	208	208	211	212	213	210	32	15.0
Shoe repair.....	13	96	94	94	95	99	103	104	103	106	104	104	102	12	11.3
Males.....		90	88	88	89	93	97	98	97	100	98	98	96	12	12.0
Females.....		6	6	6	6	6	6	6	6	6	6	6	6		
Social agencies.....	93	1,129	1,162	1,143	1,140	1,081	1,115	1,066	1,012	1,092	1,188	1,161	1,157	150	12.9
Males.....		305	318	306	262	243	272	243	240	256	295	294	294	78	24.5
Females.....		824	844	837	834	819	843	823	772	836	866	866	863	94	10.9
Theaters.....	261	4,391	4,271	4,335	4,253	3,884	3,686	3,522	3,642	4,106	4,504	4,516	4,461	993	22.0
Males.....		3,160	3,039	3,091	3,062	2,691	2,542	2,389	2,474	2,834	3,213	3,212	3,188	824	25.6
Females.....		1,231	1,232	1,244	1,191	1,193	1,144	1,133	1,168	1,272	1,291	1,303	1,273	170	13.0
Undertakers.....	71	264	259	268	264	261	269	270	262	267	267	268	268	11	4.1
Males.....		251	246	255	251	248	248	256	248	253	253	254	254	10	3.9
Females.....		13	13	13	13	13	13	14	14	14	14	14	14	1	(¹)
Y. M. C. A. and Y. W. C. A.....	28	805	823	806	807	784	759	735	777	782	782	784	770	88	10.7
Males.....		317	330	325	314	305	290	292	309	310	304	307	304	40	12.1
Females.....		488	493	481	493	479	469	443	461	477	478	477	466	50	10.1
Service, n. o. c.....	130	976	1,031	1,002	1,317	1,583	1,578	1,604	1,618	1,449	1,355	1,359	1,203	642	39.7
Males.....		947	1,002	972	1,288	1,549	1,547	1,573	1,562	1,411	1,316	1,325	1,158	626	39.8
Females.....		29	29	30	29	34	31	31	56	38	39	34	45	27	(¹)
Trade, retail and wholesale	7,867	54,571	54,187	54,406	55,314	55,509	56,027	55,906	56,069	57,574	58,556	59,362	60,956	6,769	11.1
Males.....		44,619	44,271	44,436	45,128	45,384	45,742	46,251	46,450	47,512	47,998	48,046	48,622	4,351	8.9
Females.....		9,952	9,916	9,970	10,186	10,125	10,285	9,655	9,619	10,062	10,558	11,316	12,334	2,715	22.0

Retail delivery, milk, ice, and water	107	1,612	1,093	1,616	1,653	1,731	1,788	1,829	1,833	1,889	1,772	1,714	1,633	277	14.7
Males		1,609	1,090	1,613	1,650	1,728	1,785	1,826	1,830	1,886	1,769	1,711	1,630	277	14.7
Females		3	3	3	3	3	3	3	3	3	3	3	3		
Stores, retail and wholesale	6,603	44,088	43,804	44,008	44,727	44,889	45,200	44,644	44,764	45,950	47,049	48,175	50,161	6,357	12.7
Males		34,683	34,424	34,595	35,089	35,294	35,502	35,604	35,737	36,485	37,083	37,493	38,402	3,978	10.4
Females		9,405	9,380	9,413	9,638	9,595	9,698	9,040	9,027	9,465	9,961	10,682	11,759	2,732	23.2
Yards, lumber, coal, and scrap	1,157	8,371	8,690	8,782	8,934	8,889	9,039	9,433	9,472	9,735	9,735	9,473	9,162	1,045	10.7
Males		8,327	8,157	8,228	8,379	8,362	8,455	8,821	8,883	9,141	9,141	8,842	8,590	984	10.8
Females		544	533	554	555	527	584	612	589	594	594	631	572	104	16.5
Transportation and public utilities	1,453	63,134	62,566	63,792	66,266	68,183	69,519	71,378	70,650	70,020	69,737	69,408	67,401	8,812	12.3
Males		50,153	49,378	50,824	53,275	55,140	56,532	58,314	57,579	57,056	56,726	56,324	54,229	8,736	15.0
Females		12,981	12,988	12,968	12,991	13,043	12,987	13,064	13,071	12,964	13,011	13,084	13,172	208	1.5
Drayage and storage, including livery stables and teaming	638	7,686	7,723	7,891	8,084	8,197	8,322	8,500	8,343	8,702	8,776	8,606	8,326	1,090	12.4
Males		7,593	7,627	7,805	8,031	8,167	8,293	8,469	8,312	8,669	8,744	8,570	8,293	1,151	13.2
Females		93	96	86	53	30	29	31	31	33	32	36	33	67	(1)
Electric light and power	109	9,593	9,461	10,243	10,939	11,089	11,395	11,447	11,197	10,538	10,750	10,823	10,844	1,986	17.3
Males		9,567	9,433	10,215	10,908	11,057	11,363	11,406	11,167	10,509	10,725	10,793	10,813	1,973	17.3
Females		26	28	28	31	32	32	41	40	29	25	30	31	16	(1)
Electric railroads	45	15,873	15,795	16,027	16,332	16,151	16,376	16,670	16,519	16,353	16,031	15,768	15,346	1,324	7.9
Males		15,750	15,672	15,904	16,257	16,025	16,250	16,546	16,395	16,228	15,909	15,645	15,223	1,323	8.0
Females		123	123	123	125	126	126	124	124	125	122	123	123	4	3.2
Gas, illuminating and heating	8	75	79	82	69	75	105	65	44	49	54	55	55	61	58.1
Males		75	79	82	69	75	105	65	44	49	54	55	55	61	58.1
Natural gas	54	4,271	3,500	3,540	4,325	5,528	5,700	6,058	6,898	6,994	6,948	7,157	6,336	3,657	51.1
Males		4,228	3,456	3,496	4,282	5,484	5,656	6,015	6,856	6,933	6,906	7,116	6,295	3,660	51.4
Females		43	44	44	43	44	44	43	42	41	42	41	41	3	(1)
Pipe lines (petroleum)	8	861	905	945	961	1,050	1,227	1,266	1,223	1,143	1,096	1,154	1,039	405	32.0
Males		861	905	945	961	1,050	1,227	1,266	1,223	1,143	1,096	1,154	1,039	405	32.0
Steam railroads	9	491	480	449	497	487	526	530	506	554	541	511	462	105	19.0
Males		461	450	449	497	487	529	530	506	554	541	511	462	105	19.0
Stockyards	30	227	219	210	208	208	208	210	212	211	215	216	219	19	8.4
Males		227	219	210	208	208	208	210	212	211	215	216	219	19	8.4
Taxicab and bus service	118	2,503	2,670	2,618	2,612	2,781	2,823	2,912	2,678	2,368	2,185	2,172	2,197	740	25.4
Males		2,502	2,669	2,617	2,620	2,778	2,820	2,908	2,674	2,364	2,182	2,169	2,194	739	25.4
Females		1	1	1	1	3	3	4	4	4	3	3	3	3	(1)
Telegraph and telephone, including messenger service	381	20,531	20,656	20,628	20,843	20,983	21,042	21,222	21,162	21,163	21,256	21,215	21,224	725	3.4
Males		7,836	7,961	7,943	8,106	8,175	8,289	8,401	8,332	8,431	8,469	8,364	8,283	633	7.5
Females		12,695	12,695	12,685	12,737	12,808	12,753	12,821	12,830	12,732	12,787	12,851	12,941	256	2.0
Transportation by water, including stevedoring	29	841	919	964	1,087	1,404	1,553	1,626	1,604	1,696	1,662	1,524	1,163	855	50.4
Males		841	918	963	1,086	1,404	1,553	1,626	1,604	1,696	1,662	1,524	1,163	855	50.4
Females			1	1	1								1	(1)	
Waterworks	20	170	176	179	202	210	215	250	246	227	207	191	176	80	32.0
Males		170	176	179	202	210	215	250	246	227	207	191	176	80	32.0
Transportation and public utilities, n. o. c.	4	12	13	16	18	20	24	22	18	22	16	16	14	12	(1)
Males		12	13	16	18	20	24	22	18	22	16	16	14	12	(1)

1 Not computed owing to small number represented.

TABLE A.—Fluctuation in employment in industries other than mining and quarrying in Ohio, 1914 to 1929, by occupation group, industry, and sex—Continued

1926: BOOKKEEPERS, STENOGRAPHERS, AND OFFICE CLERKS

Industry and sex	Number of establishments reporting	Number employed on the 15th of each month												Variation from maximum	
		January	February	March	April	May	June	July	August	September	October	November	December	Number	Per cent
ALL INDUSTRIES	36,004	142,501	142,911	144,033	144,677	145,599	146,274	147,515	147,970	148,038	148,014	148,586	148,944	6,443	4.3
Males.....		71,496	71,815	72,284	72,627	73,060	73,399	73,869	74,208	74,179	73,861	74,072	74,091	2,712	3.7
Females.....		71,005	71,096	71,749	72,050	72,539	72,875	73,646	73,762	73,859	74,153	74,514	74,853	3,848	5.1
Agriculture	1,052	294	322	357	402	399	343	317	311	315	325	316	310	108	26.9
Males.....		71	73	73	75	77	75	73	75	74	72	74	73	6	(¹)
Females.....		223	249	284	327	322	268	244	236	241	253	242	237	104	31.8
Florists, fruit growers, and nurserymen.....	259	240	267	302	346	341	285	258	250	257	266	257	253	106	30.6
Males.....		50	53	54	57	56	54	52	53	53	50	51	52	7	(¹)
Females.....		190	214	248	289	285	231	206	197	204	216	206	201	99	34.3
Agriculture, n. o. c.....	793	54	55	55	56	58	58	59	61	58	59	59	57	7	(¹)
Males.....		21	20	19	18	21	21	21	22	21	22	23	21	5	(¹)
Females.....		33	35	36	38	37	37	38	39	37	37	36	36	6	(¹)
Construction	9,145	3,999	4,022	4,053	4,114	4,184	4,308	4,373	4,399	4,410	4,374	4,356	4,336	411	9.3
Males.....		2,101	2,114	2,122	2,157	2,183	2,242	2,279	2,296	2,317	2,272	2,261	2,269	216	9.3
Females.....		1,898	1,908	1,931	1,957	2,001	2,066	2,094	2,103	2,093	2,102	2,095	2,067	205	9.7
Brick, stone, and cement work; mantel setting.....	874	178	181	181	189	197	208	221	223	222	213	219	220	45	20.2
Males.....		110	112	112	123	127	134	144	145	146	140	147	151	41	27.2
Females.....		68	69	69	66	70	74	77	78	76	73	72	69	12	(¹)
Electrical contracting.....	388	423	418	426	429	436	445	455	453	449	458	456	462	44	9.5
Males.....		175	174	176	174	175	179	180	178	177	183	180	183	9	4.9
Females.....		248	244	250	255	261	266	275	275	272	275	276	279	35	12.5
Erecting or installing machinery, including repair.....	161	99	101	102	102	102	104	104	104	104	105	107	110	11	10.0
Males.....		53	55	55	54	55	58	58	58	59	59	59	61	8	(¹)
Females.....		46	46	47	48	47	46	46	46	45	46	48	49	4	(¹)
General contracting, including wrecking.....	3,346	1,351	1,377	1,378	1,387	1,401	1,429	1,459	1,464	1,482	1,451	1,427	1,415	131	8.8
Males.....		761	780	775	780	788	809	827	834	849	817	802	798	88	10.4
Females.....		590	597	603	607	613	620	632	630	633	634	625	617	44	6.0
Oil, gas, and water, drilling or producing.....	708	344	340	344	347	353	365	364	363	360	357	357	360	25	6.8
Males.....		268	263	264	267	269	280	277	274	271	267	268	271	17	6.1
Females.....		76	77	80	80	84	85	87	89	89	90	89	89	14	(¹)
Painting and decorating.....	887	161	160	162	165	165	168	168	166	169	171	169	167	11	6.4
Males.....		63	62	62	62	58	58	59	58	59	59	59	59	5	(¹)
Females.....		98	98	100	103	107	110	109	108	110	112	110	108	14	2.5

Plumbing and steam fitting.....	747	532	539	535	532	533	555	566	567	570	577	577	573	45	7.8
Males.....		206	206	204	204	202	205	207	209	213	211	214	214	12	5.6
Females.....		326	333	331	328	331	352	359	358	357	366	363	359	46	10.9
Sand and gravel excavating.....	135	77	76	78	80	81	85	85	87	84	85	85	87	11	(1)
Males.....		52	52	55	55	56	58	58	59	58	59	60	61	9	(1)
Females.....		25	24	23	25	25	27	27	28	26	26	25	26	4	(1)
Sheet-metal work and roofing.....	431	256	255	256	260	266	269	266	270	272	274	278	282	27	9.6
Males.....		107	107	110	110	113	111	110	111	112	110	108	112	5	4.5
Females.....		149	148	146	150	153	158	156	159	160	164	170	170	24	14.1
Street, road, and sewer contracting.....	1,029	408	403	420	452	471	493	505	511	500	481	476	453	108	21.1
Males.....		239	236	244	263	270	281	292	296	295	281	277	270	60	20.3
Females.....		169	167	176	189	201	212	213	215	205	200	199	183	48	22.3
Ventilating and heating.....	117	131	135	132	133	140	142	139	147	153	156	162	162	31	19.1
Males.....		50	52	50	48	52	52	49	57	61	65	63	69	21	(1)
Females.....		81	83	82	85	88	90	90	90	92	91	94	93	13	(1)
Construction, n. o. c.....	322	39	37	39	38	39	45	41	44	45	46	43	45	9	(1)
Males.....		17	15	17	18	17	19	18	17	17	21	19	20	6	(1)
Females.....		22	22	22	21	21	26	23	27	28	25	24	25	7	(1)
Manufactures.....	9,704	69,464	69,840	70,433	70,598	71,005	71,134	71,594	71,866	71,904	72,074	72,423	72,010	2,959	4.1
Males.....		39,349	39,553	39,806	39,997	40,235	40,221	40,495	40,660	40,619	40,490	40,673	40,574	1,324	3.3
Females.....		30,115	30,287	30,627	30,601	30,770	30,913	31,099	31,206	31,285	31,584	31,750	31,436	1,635	5.1
Chemicals and allied products.....	415	4,589	4,648	4,739	4,698	4,780	4,715	4,758	4,712	4,728	4,757	4,797	4,783	208	4.3
Males.....		2,237	2,258	2,304	2,277	2,299	2,300	2,338	2,323	2,321	2,321	2,329	2,326	101	4.3
Females.....		2,352	2,390	2,435	2,421	2,481	2,415	2,420	2,389	2,407	2,436	2,468	2,457	129	5.2
Blacking, cleansing, and polishing prepara- tions.....	19	96	96	98	98	98	97	98	96	95	95	95	96	3	(1)
Males.....		14	14	14	14	14	14	14	14	15	15	15	15	1	(1)
Females.....		82	82	84	84	84	83	84	82	80	80	80	81	4	(1)
Chemicals, acids, and wood distillation.....	66	655	665	667	659	670	678	681	685	688	695	707	709	54	7.6
Males.....		431	438	442	436	446	448	449	451	452	454	460	460	29	6.3
Females.....		224	227	225	223	224	230	232	234	236	241	247	249	26	10.4
Fertilizers, tankage.....	32	119	120	125	122	122	122	122	118	128	122	116	116	12	9.4
Males.....		77	77	79	78	80	80	80	77	79	78	76	75	5	(1)
Females.....		42	43	46	44	42	42	42	41	49	44	40	41	9	(1)
Ink, printing and writing.....	15	110	110	110	109	107	106	110	113	113	117	118	119	13	10.9
Males.....		48	48	48	48	48	47	48	48	48	49	51	52	5	(1)
Females.....		62	62	62	61	59	59	62	65	65	68	67	67	9	(1)
Oil, linseed, lubricating, and cottonseed, and oil cake.....	14	95	96	100	100	102	97	87	97	99	99	97	96	15	14.7
Males.....		27	27	27	27	27	26	26	26	25	25	25	24	3	(1)
Females.....		68	69	73	73	75	71	61	71	74	74	72	72	14	(1)
Paint and varnish.....	100	1,563	1,545	1,576	1,585	1,645	1,586	1,582	1,531	1,543	1,568	1,558	1,558	116	7.0
Males.....		670	667	672	670	676	681	687	665	672	669	656	650	37	5.4
Females.....		893	878	904	915	971	905	895	866	871	891	902	908	105	10.8
Patent medicines and drug compounds, in- cluding drug grinding.....	60	540	591	616	573	570	557	559	543	548	559	585	565	76	12.3
Males.....		133	138	157	135	135	136	134	131	135	135	138	137	26	16.6
Females.....		407	453	459	438	435	421	425	412	413	424	447	428	52	11.3

1 Not computed owing to small number represented.

TABLE A.—*Fluctuation in employment in industries other than mining and quarrying in Ohio, 1914 to 1929, by occupation group, industry, and sex—Continued*

1926: BOOKKEEPERS, STENOGRAPHERS, AND OFFICE CLERKS—Continued

Industry and sex	Number of establishments reporting	Number employed on the 15th of each month												Variation from maximum	
		January	February	March	April	May	June	July	August	September	October	November	December	Number	Per cent
Manufactures—Continued.															
Chemicals and allied products—Continued.															
Petroleum refining.....	32	300	295	297	298	302	302	303	311	313	308	312	315	20	6.3
Males.....		230	227	227	228	230	232	230	234	237	233	237	240	13	5.4
Females.....		70	68	70	70	72	70	73	77	76	75	75	75	9	(1)
Salt.....	6	64	64	66	67	68	67	66	66	65	65	66	66	4	(1)
Males.....		41	41	43	43	44	45	42	42	41	41	42	42	3	(1)
Females.....		23	23	23	24	24	24	24	24	24	24	24	24	1	(1)
Soap, candles, grease, and tallow.....	49	974	992	1,008	1,011	1,018	1,027	1,071	1,075	1,051	1,057	1,064	1,061	101	9.4
Males.....		532	547	561	564	565	559	594	601	583	588	594	596	69	11.5
Females.....		442	445	447	447	453	468	477	474	468	469	470	465	35	7.3
Chemicals and allied products, n. o. c.....	22	73	74	76	76	76	76	79	77	85	80	79	82	12	(1)
Males.....		34	34	34	34	34	34	34	34	34	34	35	35	1	(1)
Females.....		39	40	42	42	42	42	45	43	51	46	44	47	12	(1)
Food and kindred products.....	1,498	3,476	3,473	3,493	3,483	3,551	3,607	3,639	3,622	3,599	3,573	3,590	3,548	149	4.1
Males.....		1,499	1,502	1,502	1,522	1,538	1,543	1,524	1,521	1,515	1,521	1,542	1,515	44	2.9
Females.....		1,977	1,965	1,991	1,961	2,029	2,069	2,096	2,098	2,084	2,052	2,048	2,033	133	6.3
Bakery products.....	462	448	447	454	449	454	465	468	467	466	467	472	471	25	5.3
Males.....		149	147	149	149	145	149	147	144	143	143	146	146	6	4.0
Females.....		299	300	305	300	309	316	321	323	323	324	326	326	27	8.3
Canning and preserving.....	89	61	60	61	64	96	97	102	88	80	73	68	61	42	41.2
Males.....		17	18	17	18	39	39	42	20	24	19	18	17	25	21
Females.....		44	42	44	46	57	58	60	68	56	54	50	44	26	(1)
Coffee, spices, and peanuts, roasting and grinding.....	34	184	184	190	187	186	185	185	184	185	187	187	187	6	3.2
Males.....		64	64	64	64	62	61	62	62	62	62	61	61	3	(1)
Females.....		120	120	126	123	124	124	123	122	123	125	126	126	6	4.8
Confectionery.....	122	253	254	255	255	260	260	257	253	257	265	259	256	12	4.5
Males.....		64	63	64	66	66	67	69	69	68	69	71	73	10	(1)
Females.....		189	191	191	189	194	193	188	184	189	196	188	183	13	6.6
Cordials, sirups, and flavoring extracts.....	26	218	218	217	217	225	228	232	232	240	238	236	237	23	9.6
Males.....		84	83	84	82	84	84	85	86	87	86	84	83	5	(1)
Females.....		134	135	133	135	141	144	147	146	153	153	152	154	21	13.6
Dairy products and ice cream.....	300	1,124	1,130	1,124	1,137	1,165	1,201	1,217	1,211	1,187	1,141	1,118	1,104	113	9.3
Males.....		460	470	462	464	468	475	479	480	464	463	451	444	36	7.5
Females.....		664	660	662	673	697	726	738	731	723	678	667	660	78	10.6

Flour-mill and grist-mill products.....	243	363	363	366	362	357	362	363	369	367	366	367	370	13	3.5
Males.....		172	174	172	171	169	174	174	175	173	173	173	177	8	4.5
Females.....		191	189	194	191	188	188	189	194	194	193	194	185	6	3.1
Food preparations.....	25	113	112	119	118	115	116	121	120	119	115	117	119	9	7.4
Males.....		47	46	52	48	47	49	52	48	46	46	48	51	3	(1)
Females.....		66	66	67	67	67	67	69	68	69	69	69	68	9	(1)
Slaughtering and meat packing.....	176	620	624	628	618	614	615	615	620	617	621	628	630	16	2.5
Males.....		384	386	387	385	386	388	382	386	390	390	390	391	7	1.8
Females.....		236	238	241	233	228	227	233	234	227	231	238	239	14	5.8
Sugar.....	6	26	18	17	16	16	16	16	16	17	35	73	48	57	(1)
Males.....		13	11	10	10	10	10	10	10	11	24	55	32	48	(1)
Females.....		15	7	7	6	6	6	6	6	6	11	18	16	12	(1)
Food and kindred products, n. o. c.....	15	64	63	62	63	63	62	63	62	64	65	65	65	3	(1)
Males.....		26	26	26	26	26	24	24	24	24	24	24	24	2	(1)
Females.....		38	37	36	37	37	38	39	38	40	41	41	41	5	(1)
Iron and steel and their products.....	1,760	23,222	23,365	23,464	23,614	23,568	23,668	23,798	23,965	23,943	23,792	23,803	23,754	743	3.1
Males.....		15,551	15,639	15,695	15,800	15,761	15,869	15,891	16,052	16,040	15,922	15,931	15,924	501	3.1
Females.....		7,671	7,726	7,769	7,814	7,807	7,799	7,907	7,913	7,903	7,870	7,872	7,830	242	3.1
Blast-furnace products.....	23	375	377	380	380	378	383	380	382	384	387	380	369	18	4.7
Males.....		333	335	336	339	339	343	337	337	339	340	334	323	20	5.8
Females.....		42	42	44	41	39	40	43	45	45	47	46	46	8	(1)
Boilers and tanks.....	45	376	379	381	387	388	394	397	400	400	397	403	397	24	6.0
Males.....		297	297	299	306	307	313	316	318	317	313	317	313	21	6.6
Females.....		79	82	82	81	81	81	81	82	83	84	86	84	7	(1)
Bolts, nuts, washers, and rivets.....	27	397	397	393	399	395	399	400	401	399	393	388	384	17	4.2
Males.....		205	206	204	203	200	205	205	204	199	197	199	198	9	4.4
Females.....		192	191	189	196	195	194	195	197	200	196	189	186	14	7.0
Burial vaults, steel.....	8	35	35	35	36	36	35	36	38	38	38	40	40	5	(1)
Males.....		14	14	14	14	15	14	15	16	16	15	17	17	3	(1)
Females.....		21	21	21	22	21	21	21	22	22	23	23	23	2	(1)
Calculating machines.....	27	1,498	1,505	1,511	1,519	1,494	1,474	1,477	1,455	1,460	1,453	1,486	1,471	68	4.3
Males.....		773	772	771	774	760	757	760	751	757	746	768	766	28	3.6
Females.....		725	733	740	745	734	717	707	704	703	707	718	705	42	5.6
Cutlery and tools.....	69	357	351	356	360	360	368	366	361	362	350	346	341	27	7.3
Males.....		139	136	137	141	142	142	145	143	143	131	130	129	16	11.0
Females.....		218	215	219	219	218	226	221	218	219	219	216	212	14	6.2
Doors and shutters, iron and steel.....	8	104	104	105	104	106	107	106	108	111	111	111	113	9	8.0
Males.....		73	73	74	73	74	75	74	76	79	79	79	81	8	(1)
Females.....		31	31	31	31	32	32	32	32	32	32	32	32	1	(1)
Forgings.....	49	343	341	337	328	319	321	322	323	322	317	316	316	27	7.9
Males.....		215	214	212	206	200	201	203	205	204	199	199	198	17	7.9
Females.....		128	127	125	122	119	120	119	118	118	118	117	118	11	8.6
Foundry and machine-shop products.....	1,176	10,760	10,895	10,988	11,133	11,112	11,183	11,274	11,436	11,409	11,306	11,293	11,317	686	6.0
Males.....		6,991	7,100	7,165	7,262	7,218	7,290	7,292	7,440	7,438	7,390	7,394	7,413	449	6.0
Females.....		3,769	3,795	3,823	3,871	3,894	3,893	3,982	3,996	3,971	3,916	3,899	3,904	237	5.9
Gas engines and tractors.....	19	234	237	239	242	245	246	245	250	255	255	257	259	25	9.7
Males.....		162	164	166	168	171	174	172	174	179	180	177	178	18	10.0
Females.....		72	73	73	74	74	72	73	76	76	75	80	81	9	(1)
Nails and spikes, cut, wrought, and wire.....	6	78	79	78	78	78	78	78	78	79	78	79	79	1	(1)
Males.....		65	65	64	64	64	64	64	64	64	64	65	65	1	(1)
Females.....		13	14	14	14	14	14	14	14	15	14	14	14	2	(1)

1 Not computed owing to small number represented.

TABLE A.—*Fluctuation in employment in industries other than mining and quarrying in Ohio, 1914 to 1929, by occupation group, industry, and sex—Continued*

1926: BOOKKEEPERS, STENOGRAPHERS, AND OFFICE CLERKS—Continued

Industry and sex	Number of establishments reporting	Number employed on the 15th of each month												Variation from maximum	
		January	February	March	April	May	June	July	August	September	October	November	December	Number	Per cent
Manufactures—Continued.															
Iron and steel and their products—Contd.															
Pumps and windmills.....	29	417	414	414	413	411	410	421	419	414	410	401	398	23	5.5
Males.....		278	278	277	274	272	276	277	275	269	270	266	266	12	4.3
Females.....		139	136	137	139	139	134	144	144	145	140	135	132	13	9.0
Safes and vaults.....	9	359	347	321	306	300	290	285	285	285	281	281	273	86	24.0
Males.....		202	194	184	177	176	173	172	173	175	174	175	167	35	17.3
Females.....		157	153	137	129	124	117	113	112	110	107	106	106	51	32.5
Scales and balances.....	3	236	231	230	218	213	214	216	218	217	225	229	225	23	9.7
Males.....		124	121	119	118	115	118	119	120	123	126	126	129	14	10.9
Females.....		112	110	111	100	98	96	97	98	94	99	103	106	18	16.1
Steel works and rolling mills.....	68	5,702	5,687	5,701	5,717	5,755	5,785	5,803	5,816	5,782	5,740	5,727	5,708	129	2.2
Males.....		4,526	4,509	4,516	4,516	4,542	4,552	4,561	4,583	4,556	4,512	4,507	4,497	86	1.9
Females.....		1,176	1,178	1,185	1,201	1,213	1,233	1,242	1,233	1,226	1,228	1,220	1,211	66	5.3
Stoves and furnaces.....	91	972	973	965	957	953	956	957	967	990	1,025	1,031	1,020	72	7.0
Males.....		498	502	496	493	492	493	485	492	500	507	501	504	22	4.3
Females.....		474	471	469	464	461	463	472	475	490	518	530	516	69	13.0
Tin plate and terneplate.....	8	134	134	136	137	136	136	136	132	131	132	129	130	8	5.8
Males.....		109	108	109	110	110	111	111	108	107	107	103	104	8	7.2
Females.....		25	26	27	27	26	25	25	24	24	25	26	26	3	(1)
Wire.....	9	315	317	315	322	322	326	335	333	336	339	346	345	31	9.0
Males.....		224	226	223	229	228	230	234	233	235	239	240	239	17	7.1
Females.....		91	91	92	93	94	96	101	100	101	100	106	106	15	14.2
Wirework, wire rope, and cable.....	33	140	166	174	161	144	138	137	137	143	136	143	146	38	21.8
Males.....		53	59	59	52	51	49	52	51	51	50	52	57	10	(1)
Females.....		87	107	115	109	93	89	85	86	92	86	91	89	30	26.1
Iron and steel and their products, n. o. c.....	53	400	396	405	417	423	425	427	426	426	419	417	413	31	7.3
Males.....		270	266	270	281	285	289	287	289	289	283	282	280	23	8.0
Females.....		130	130	135	136	138	136	140	137	137	136	135	133	10	7.1
Leather and leather products.....	147	1,162	1,165	1,164	1,173	1,176	1,181	1,198	1,181	1,167	1,182	1,182	1,186	36	3.0
Males.....		410	411	411	415	417	418	417	416	410	417	417	426	16	3.8
Females.....		752	754	753	758	759	763	781	768	757	766	765	760	29	3.7
Boots, shoes, cut stock, and findings.....	63	936	937	936	943	942	950	965	948	936	948	938	939	29	3.0
Males.....		301	303	304	304	305	307	307	302	299	305	303	310	11	3.5
Females.....		635	634	632	639	637	643	658	646	637	643	635	629	29	4.4

PART 2.—GENERAL TABLE

Leather, tanned, curried, and finished.....	19	65	66	66	65	66	67	68	67	65	66	68	68	3	()
Males.....		30	29	29	29	29	30	30	30	30	30	30	31	2	()
Females.....		35	37	37	36	37	37	38	37	35	36	37	37	2	()
Saddlery and harness.....	14	66	67	67	70	71	68	67	68	69	72	75	74	2	()
Males.....		41	41	40	43	44	42	43	44	44	46	47	47	2	()
Females.....		25	26	27	27	27	25	25	25	25	26	27	27	2	()
Leather and leather products, n. o. c.....	51	95	95	95	95	97	96	98	98	98	97	96	101	10	()
Males.....		38	38	38	39	39	38	38	38	37	35	36	37	4	()
Females.....		57	57	57	56	58	58	60	60	61	61	60	65	6	()
Liquors and beverages.....	153	277	281	279	276	283	291	301	301	299	291	291	276	25	()
Males.....		151	151	149	147	149	156	156	156	156	154	149	151	9	()
Females.....		126	130	130	129	134	135	145	145	137	137	127	125	20	()
Mineral waters and beverages.....	146	254	258	255	252	259	266	274	272	266	263	251	250	20	()
Males.....		144	144	142	140	142	148	147	147	147	145	140	142	8	()
Females.....		110	114	113	112	117	118	127	125	119	118	111	108	19	()
Liquors and beverages, n. o. c.....	7	23	23	24	24	24	25	27	27	25	28	25	26	5	()
Males.....		7	7	7	7	7	8	9	9	9	9	9	9	2	()
Females.....		16	16	17	17	17	17	18	18	16	19	16	17	3	()
Lumber and its products.....	1,206	2,209	2,223	2,250	2,249	2,276	2,282	2,304	2,289	2,250	2,248	2,254	2,259	95	()
Males.....		1,231	1,241	1,246	1,248	1,260	1,273	1,276	1,276	1,235	1,236	1,242	1,244	45	()
Females.....		978	982	1,004	1,001	1,016	1,009	1,028	1,013	1,015	1,012	1,012	1,015	50	()
Coffins and undertakers' goods.....	11	59	59	59	59	59	59	60	60	60	61	61	63	4	()
Males.....		35	35	35	35	35	35	36	36	36	37	37	39	4	()
Females.....		24	24	24	24	24	24	24	24	24	24	24	24	4	()
Cooperage and related goods.....	83	84	84	85	86	86	87	86	87	86	87	87	87	3	()
Males.....		22	22	22	24	24	25	26	26	25	24	25	25	4	()
Females.....		62	62	63	62	62	62	60	61	61	63	62	62	3	()
Furniture, including upholstering.....	165	415	416	425	431	437	434	446	448	445	445	450	449	35	()
Males.....		210	210	212	215	219	220	224	224	225	224	224	223	15	()
Females.....		205	206	213	216	218	214	222	224	220	221	226	226	21	()
Matches.....	5	59	56	57	58	56	55	56	59	56	56	56	57	4	()
Males.....		27	28	28	29	29	29	29	29	30	30	30	30	3	()
Females.....		32	28	29	29	27	26	27	30	27	26	26	27	6	()
Saw-mill and planing-mill products.....	795	1,306	1,320	1,331	1,323	1,343	1,349	1,363	1,337	1,306	1,303	1,300	1,305	60	()
Males.....		803	812	812	807	816	826	822	821	781	781	782	783	45	()
Females.....		503	508	519	516	527	523	541	516	525	522	518	522	35	()
Wood bending, turning, carving.....	38	54	54	54	55	56	54	56	55	55	52	54	54	2	()
Males.....		31	31	32	32	32	32	34	33	33	32	32	32	3	()
Females.....		23	23	22	23	24	22	22	22	22	20	22	22	4	()
Lumber and its products, n. o. c.....	107	232	234	239	237	239	244	240	243	242	244	246	244	14	()
Males.....		103	103	105	106	105	106	105	107	106	108	112	112	9	()
Females.....		129	131	134	131	134	138	135	136	136	136	134	132	9	()
Metals and metal products, other than iron and steel.....	488	2,623	2,619	2,644	2,662	2,651	2,634	2,635	2,639	2,631	2,642	2,672	2,674	55	()
Males.....		1,252	1,246	1,258	1,264	1,263	1,256	1,263	1,273	1,284	1,291	1,301	1,302	56	()
Females.....		1,371	1,373	1,386	1,398	1,388	1,378	1,372	1,366	1,347	1,351	1,371	1,372	51	()
Brass, bronze, and aluminum products.....	139	690	700	704	708	707	710	710	713	708	702	700	694	23	()
Males.....		342	347	344	346	346	351	351	353	356	356	355	354	14	()
Females.....		348	353	360	362	361	359	359	360	352	346	345	340	22	()

¹ Not computed owing to small number represented.

TABLE A.—Fluctuation in employment in industries other than mining and quarrying in Ohio, 1914 to 1929, by occupation group, industry, and sex—Continued

1926: BOOKKEEPERS, STENOGRAPHERS, AND OFFICE CLERKS—Continued

Industry and sex	Number of establishments reporting	Number employed on the 15th of each month												Variation from maximum				
		January	February	March	April	May	June	July	August	September	October	November	December	Number	Per cent			
Manufactures—Continued.																		
Metals and metal products—Continued.																		
Caskets, metal.....	3	59	59	59	59	59	59	59	59	59	59	59	59	59	59	59	-----	-----
Males.....	-----	30	30	30	30	30	30	30	30	30	30	30	30	30	30	30	-----	-----
Females.....	-----	29	29	29	29	29	29	29	29	29	29	29	29	29	29	29	-----	-----
Clocks, watches, and materials.....	8	98	101	101	103	102	100	102	101	101	101	105	105	105	105	7	6.7	
Males.....	-----	47	50	49	50	50	47	48	48	49	49	50	50	50	3	(1)		
Females.....	-----	51	51	52	53	52	53	54	53	52	52	55	55	55	4	(1)		
Copper, tin, and sheet-iron products, including stamped and enameled ware.....	181	1,071	1,066	1,072	1,084	1,080	1,076	1,074	1,086	1,079	1,082	1,083	1,087	1,087	21	1.9		
Males.....	-----	527	525	533	537	534	530	533	536	537	532	532	534	534	12	2.2		
Females.....	-----	544	541	539	547	546	546	541	550	542	550	551	553	553	14	2.5		
Furniture and office fixtures.....	15	206	203	216	213	216	210	215	219	223	233	253	249	50	19.8			
Males.....	-----	125	120	125	126	125	118	123	128	131	140	145	144	27	18.6			
Females.....	-----	81	83	91	87	91	92	92	91	92	93	108	105	27	25.0			
Gas and electric fixtures and lamps and reflectors.....	43	244	240	240	247	243	235	236	227	227	226	229	235	21	8.5			
Males.....	-----	76	74	74	78	81	81	80	79	82	82	82	83	9	(1)			
Females.....	-----	168	166	166	169	162	154	156	148	145	144	147	152	25	14.8			
Jewelry, including reducing and refining.....	29	132	126	128	124	121	120	119	115	112	114	119	122	20	15.2			
Males.....	-----	50	45	47	41	41	42	42	43	41	42	46	47	9	(1)			
Females.....	-----	82	81	81	83	80	78	77	72	71	72	73	75	12	(1)			
Metals and metal products, other than iron and steel, n. o. c.....	70	123	124	124	124	123	124	120	119	122	125	124	123	6	4.8			
Males.....	-----	55	55	56	56	56	57	56	56	58	60	61	60	6	(1)			
Females.....	-----	68	69	68	68	67	67	64	63	64	65	63	63	6	(1)			
Paper and printing.....	1,075	7,532	7,543	7,617	7,473	7,441	7,463	7,469	7,570	7,679	8,022	8,250	8,058	809	9.8			
Males.....	-----	3,374	3,382	3,406	3,416	3,409	3,443	3,442	3,448	3,469	3,503	3,512	3,535	161	4.6			
Females.....	-----	4,158	4,161	4,211	4,057	4,032	4,020	4,027	4,122	4,210	4,519	4,738	4,523	718	15.2			
Bags, paper.....	13	90	90	89	86	86	86	86	86	86	85	84	84	6	(1)			
Males.....	-----	32	31	31	29	29	29	29	28	28	28	28	28	4	(1)			
Females.....	-----	58	59	58	57	57	57	57	58	58	57	56	56	3	(1)			
Boxes, fancy and paper; drinking cups.....	72	285	291	293	292	287	289	293	294	293	289	293	294	9	3.1			
Males.....	-----	129	132	130	130	128	130	134	133	133	132	134	134	6	4.5			
Females.....	-----	156	159	163	162	159	159	159	161	160	157	159	160	7	4.3			

Envelopes.....		52	52	54	57	57	58	61	63	61	61	11	(C)	
Males.....		15	15	14	14	13	14	15	15	15	14	2	(C)	
Females.....		37	37	40	42	43	45	44	46	48	47	11	(C)	
Labels and tags.....	9	78	77	77	78	79	80	80	80	80	78	78	3	(C)
Males.....		29	29	29	30	30	30	28	28	29	30	29	2	(C)
Females.....		49	48	48	48	49	50	52	51	51	50	49	4	(C)
Paper, including stationery.....	63	601	600	602	603	610	617	621	623	616	623	629	29	(C) 4.6
Males.....		301	301	302	301	302	305	308	307	305	306	310	9	(C) 2.9
Females.....		300	299	300	302	308	312	313	316	311	318	319	20	(C) 6.3
Photo-engraving.....	34	90	90	94	92	94	95	93	92	95	95	94	5	(C)
Males.....		49	50	53	51	52	53	52	52	53	53	52	4	(C)
Females.....		41	40	41	41	42	42	41	40	42	42	42	2	(C)
Printing and publishing.....	801	6,125	6,129	6,191	6,048	6,011	6,020	6,019	6,116	6,229	6,295	6,598	784	(C) 11.5
Males.....		2,714	2,717	2,739	2,752	2,775	2,775	2,767	2,775	2,795	2,827	2,855	141	(C) 4.9
Females.....		3,411	3,412	3,452	3,296	3,236	3,245	3,252	3,341	3,434	3,472	3,743	713	(C) 18.0
Stereotyping and electrotyping.....	41	115	117	119	120	120	120	120	119	118	121	120	6	(C) 5.0
Males.....		65	66	67	68	69	69	70	70	72	72	73	8	(C)
Females.....		50	51	52	52	51	51	50	49	48	49	48	4	(C)
Paper and printing, n. o. c.....	34	96	97	98	97	97	98	99	100	99	99	100	4	(C) 4.0
Males.....		40	41	41	40	40	39	40	40	40	41	40	4	(C)
Females.....		56	56	57	57	57	59	59	60	59	58	60	4	(C)
Rubber products.....	112	5,777	5,800	5,858	5,849	5,874	5,926	6,115	6,166	6,197	6,100	6,195	6,075	(C) 6.8
Males.....		3,954	3,946	3,954	3,942	3,932	3,930	4,092	4,086	4,091	4,022	4,156	4,057	(C) 5.4
Females.....		1,823	1,854	1,904	1,907	1,942	1,996	2,023	2,080	2,106	2,078	2,039	2,018	(C) 13.4
Druggists' sundries and toys, rubber.....	37	347	354	349	348	345	343	364	357	347	347	345	351	(C) 21
Males.....		189	193	189	189	188	176	188	192	180	179	175	175	(C) 17
Females.....		158	161	160	159	162	167	176	165	167	168	170	176	(C) 18
Tires and tubes.....	55	5,308	5,322	5,384	5,372	5,397	5,442	5,605	5,664	5,696	5,587	5,710	5,585	(C) 402
Males.....		3,702	3,687	3,696	3,681	3,674	3,677	3,828	3,814	3,823	3,744	3,905	3,803	(C) 231
Females.....		1,606	1,635	1,688	1,691	1,723	1,765	1,777	1,850	1,873	1,843	1,805	1,782	(C) 267
Rubber products, n. o. c.....	20	122	124	125	129	132	141	146	145	154	166	140	139	(C) 44
Males.....		63	66	69	72	75	77	76	80	88	99	76	79	(C) 36
Females.....		59	58	56	57	57	64	70	65	66	67	64	60	(C) 14
Stone, clay, and glass products.....	765	3,054	3,040	3,064	3,081	3,078	3,107	3,133	3,161	3,150	3,139	3,155	3,180	(C) 140
Males.....		1,626	1,617	1,626	1,632	1,631	1,642	1,657	1,675	1,662	1,645	1,646	1,653	(C) 58
Females.....		1,428	1,423	1,438	1,449	1,447	1,465	1,476	1,486	1,488	1,494	1,509	1,527	(C) 104
Brick and tile, clay.....	176	490	486	490	497	497	500	499	506	506	500	500	500	(C) 20
Males.....		325	322	323	327	328	328	328	331	330	326	327	325	(C) 9
Females.....		165	164	167	170	169	172	171	175	176	174	173	175	(C) 12
Cement.....	15	64	64	68	63	65	68	69	68	68	69	72	72	(C) 9
Males.....		47	47	51	47	48	48	49	49	49	49	50	50	(C) 4
Females.....		17	17	17	16	17	20	21	20	19	20	22	22	(C) 6
Concrete products.....	156	83	85	83	88	89	95	96	98	93	91	86	87	(C) 15
Males.....		44	46	45	49	49	52	53	53	50	48	44	45	(C) 9
Females.....		39	39	38	39	40	43	43	45	43	43	42	42	(C) 7
Glass.....	34	1,436	1,423	1,438	1,442	1,442	1,449	1,456	1,463	1,463	1,465	1,480	1,491	(C) 68
Males.....		731	723	730	729	731	736	742	737	730	735	734	737	(C) 19
Females.....		705	700	711	718	713	718	720	727	735	745	757	757	(C) 57
Marble and stone work; stoneyards.....	94	119	118	118	118	116	120	125	128	126	125	123	124	(C) 12
Males.....		74	72	73	73	71	74	79	82	81	81	78	79	(C) 11
Females.....		45	46	45	45	45	46	46	46	45	44	45	45	(C) 2

1 Not computed owing to small number represented.

TABLE A.—Fluctuation in employment in industries other than mining and quarrying in Ohio, 1914 to 1929, by occupation group, industry, and sex—Continued

1926: BOOKKEEPERS, STENOGRAPHERS, AND OFFICE CLERKS—Continued

Industry and sex	Number of establishments reporting	Number employed on the 15th of each month												Variation from maximum	
		January	February	March	April	May	June	July	August	September	October	November	December	Number	Per cent
Manufactures—Continued.															
Stone, clay, and glass products—Continued.															
Pottery, terra-cotta and fire-clay products.....	177	680	682	685	686	685	689	702	706	704	699	701	713	33	4.6
Males.....		314	316	317	315	314	316	321	326	322	318	319	328	14	4.3
Females.....		366	366	368	371	371	373	381	382	382	381	382	385	19	4.9
Wall plaster, including hydrated lime.....	13	71	71	71	71	72	72	73	73	73	73	74	74	3	(1)
Males.....		47	46	46	46	46	46	46	46	46	46	45	45	2	(1)
Females.....		24	25	25	25	26	26	27	27	27	27	29	29	5	(1)
Stone, clay, and glass products, n. o. c.....	100	111	111	111	110	112	114	113	116	116	117	119	119	9	7.6
Males.....		44	45	44	45	46	47	46	46	47	47	48	47	4	(1)
Females.....		67	66	67	65	66	67	67	69	69	70	71	72	7	(1)
Textiles.....	707	3,139	3,145	3,208	3,209	3,201	3,248	3,255	3,255	3,297	3,271	3,260	3,252	158	4.8
Males.....		1,194	1,190	1,211	1,207	1,199	1,217	1,214	1,218	1,214	1,199	1,206	1,204	28	2.3
Females.....		1,945	1,955	1,997	2,002	2,002	2,031	2,041	2,037	2,083	2,072	2,054	2,048	138	6.6
Awnings, tents, and sails, including auto fabrics.....	46	280	283	288	286	294	312	321	318	299	301	305	306	41	12.8
Males.....		110	109	107	107	103	111	109	107	104	106	111	110	8	7.2
Females.....		170	174	181	179	191	201	212	211	195	195	194	196	42	19.8
Clothing, men's, including shirts and coat pads.....	179	1,108	1,089	1,132	1,156	1,168	1,167	1,164	1,157	1,186	1,160	1,137	1,128	79	6.8
Males.....		347	343	360	366	366	368	374	374	374	362	362	360	31	8.3
Females.....		761	746	772	793	802	801	796	783	812	798	775	768	66	8.1
Clothing, women's, including corsets.....	104	418	430	443	442	421	442	440	441	445	447	439	428	29	6.5
Males.....		166	168	173	174	167	167	168	168	169	166	165	164	10	5.7
Females.....		252	262	270	268	254	275	273	276	281	274	264	264	29	10.3
Cordage, twine, jute, and linen goods.....	7	73	72	73	72	71	72	68	67	70	69	70	70	6	(1)
Males.....		32	32	32	31	31	32	30	30	31	29	31	33	4	(1)
Females.....		41	40	41	41	40	40	38	37	39	40	39	37	4	(1)
Custom tailoring, men's and women's.....	99	239	237	241	230	224	222	228	226	232	239	244	252	30	11.9
Males.....		106	103	102	96	95	97	98	99	93	94	94	96	12	11.3
Females.....		133	134	139	134	129	125	130	127	139	145	150	156	31	19.9
Flags, banners, and regalia.....	8	108	110	115	111	109	104	106	108	108	102	103	106	13	11.3
Males.....		52	53	54	51	50	49	49	48	48	47	49	50	7	(1)
Females.....		56	57	61	60	59	55	55	58	60	55	54	56	7	(1)
Hats and caps, other than felt, straw, or wool.	24	41	43	43	46	46	43	42	44	50	52	52	53	12	(1)
Males.....		11	11	11	11	12	12	12	13	13	13	13	13	2	(1)
Females.....		30	32	32	35	34	31	30	31	37	39	39	40	10	(1)

Hosiery and knit goods.....	35	152	152	147	145	142	143	145	146	150	148	152	155	13	8.4
Males.....		36	36	36	34	34	35	35	35	35	36	36	35	2	10.0
Females.....		116	116	111	111	108	108	110	111	115	112	116	120	12	15.6
Mattresses, pillows, and cotton felts.....	33	108	109	109	106	108	112	119	120	121	122	122	120	19	7
Males.....		59	61	61	61	62	62	64	64	65	66	65	63	7	
Females.....		44	48	48	45	46	50	55	56	56	56	57	57	13	
Millinery and lace goods, including artificial flowers and feathers.....	32	81	81	81	80	79	78	79	80	81	80	80	78	3	
Males.....		29	29	29	29	29	30	30	30	30	30	29	28	2	
Females.....		52	52	52	51	50	48	49	50	51	50	51	50	4	
Silk and silk goods, including throwsters.....	7	78	78	78	78	77	77	80	80	81	80	81	78	4	
Males.....		42	42	42	42	41	41	40	40	40	39	39	39	3	
Females.....		36	36	36	36	36	36	40	40	41	41	42	39	6	
Woolen, worsted, and wool-felt goods, including fur and felt hats.....	18	100	102	102	101	100	100	99	99	100	99	100	100	3	2.9
Males.....		47	47	47	47	47	47	47	47	47	47	47	47		
Females.....		53	55	55	54	53	53	52	52	53	52	53	53	3	
Textiles, n. o. c.....	115	358	359	356	356	362	376	366	371	374	372	375	378	22	5.8
Males.....		157	156	157	161	162	168	165	163	165	164	165	166	12	7.1
Females.....		201	203	199	195	200	208	201	208	209	206	210	212	17	8.0
Tobacco manufactures.....	172	212	211	215	217	215	218	221	213	213	214	217	220	10	5.5
Males.....		84	85	88	88	88	88	88	86	85	86	87	89	5	5.3
Females.....		128	126	127	129	127	130	133	127	128	128	130	131	7	
Chewing and smoking tobacco and snuff.....	9	104	104	106	108	105	107	108	105	105	106	107	108	4	5.6
Males.....		35	35	36	36	36	36	36	36	36	38	38	39	4	
Females.....		69	69	70	72	69	71	72	69	69	68	69	69	4	
Cigars and cigarettes.....	99	83	84	84	84	85	87	87	84	84	84	86	88	5	5.2
Males.....		37	38	38	38	38	39	39	37	37	37	38	39	2	
Females.....		46	46	46	46	47	48	48	47	47	47	48	49	3	
Tobacco manufactures, n. o. c.....	64	25	23	25	25	25	24	26	24	24	24	24	24	3	
Males.....		12	12	14	14	14	13	13	13	13	12	11	11	3	
Females.....		13	11	11	11	11	11	13	13	12	13	13	13	2	
Vehicles.....	318	4,701	4,755	4,805	4,843	4,807	4,812	4,702	4,696	4,639	4,650	4,575	4,548	295	6.1
Males.....		2,983	3,021	3,076	3,088	3,062	3,018	2,996	2,983	2,960	2,975	2,925	2,915	173	5.6
Females.....		1,718	1,734	1,729	1,755	1,745	1,794	1,706	1,713	1,679	1,675	1,640	1,633	161	9.0
Airplanes and parts.....	8	77	81	81	81	89	83	88	98	97	101	94	92	24	2.8
Males.....		58	63	62	63	71	65	70	75	79	77	75	75	25	
Females.....		19	18	19	18	18	18	18	18	18	18	17	17	2	
Automobiles and parts, including assembling plants.....	187	3,924	3,969	4,033	4,053	4,032	4,062	3,941	3,929	3,887	3,894	3,829	3,809	253	6.2
Males.....		2,493	2,533	2,592	2,597	2,569	2,546	2,517	2,508	2,490	2,503	2,470	2,455	142	5.6
Females.....		1,431	1,436	1,441	1,456	1,463	1,516	1,424	1,421	1,397	1,391	1,359	1,354	111	10.7
Bicycles, motor cycles, and parts.....	8	78	78	69	81	70	77	71	77	71	72	72	72	7	
Males.....		39	37	36	37	37	36	40	34	34	34	34	33	7	
Females.....		39	41	33	45	33	33	33	37	37	38	38	37	8	
Carriages and sleds, children's.....	7	75	75	74	74	73	73	76	76	76	76	76	76	3	
Males.....		26	25	24	25	24	24	23	23	23	23	23	23	4	
Females.....		49	50	50	49	49	49	53	53	53	54	52	53	5	

† Not computed owing to small number represented.

TABLE A.—Fluctuation in employment in industries other than mining and quarrying in Ohio, 1914 to 1929, by occupation group, industry, and sex—Continued

1926: BOOKKEEPERS, STENOGRAPHERS, AND OFFICE CLERKS—Continued

Industry and sex	Number of establishments reporting	Number employed on the 15th of each month												Variation from maximum	
		January	February	March	April	May	June	July	August	September	October	November	December	Number	Per cent
Manufactures—Continued.															
Vehicles—Continued.															
Carriages, wagons, and materials, including repairing	81	157	160	155	157	155	153	161	160	158	159	162	160	9	5.6
Males		72	72	69	70	69	68	72	72	72	74	76	76	8	(1)
Females		85	88	86	87	86	85	89	88	86	85	86	84	5	(1)
Cars, steam and street railroad, not including operations of railroad companies	15	286	287	288	293	284	271	264	253	239	236	230	226	67	22.9
Males		224	219	221	226	221	210	207	193	186	182	177	173	53	23.5
Females		62	68	67	67	63	61	57	60	53	54	53	53	15	(1)
Ship and boat building	11	101	102	102	101	101	97	98	105	108	109	110	112	15	13.4
Males		70	71	71	70	70	67	68	71	75	76	77	79	12	(1)
Females		31	31	31	31	31	30	30	34	33	33	33	33	3	(1)
Vehicles, n. o. c.	1	3	3	3	3	3	3	3	3	3	3	3	3		
Males		1	1	1	1	1	1	1	1	1	1	1	1		
Females		2	2	2	2	2	2	2	2	2	2	2	2		
Miscellaneous manufactures	898	7,491	7,572	7,633	7,771	8,104	7,982	8,066	8,098	8,120	8,193	8,197	8,197	706	8.6
Males		3,803	3,858	3,880	3,971	4,243	4,073	4,122	4,147	4,177	4,196	4,220	4,233	440	10.4
Females		3,688	3,714	3,753	3,800	3,861	3,909	3,944	3,951	3,943	3,994	3,977	3,964	306	7.7
Agricultural implements	36	393	399	412	423	423	424	428	429	434	438	426	426	45	10.3
Males		258	260	269	274	276	274	277	282	284	284	272	273	26	9.2
Females		135	139	143	149	147	150	151	147	150	154	154	153	19	12.3
Batteries, dry and storage	22	318	321	326	324	325	331	329	329	327	332	328	332	14	4.2
Males		185	186	189	189	192	195	194	192	188	189	187	191	10	5.1
Females		133	135	137	135	133	136	135	137	139	143	141	141	10	7.0
Brushes	21	69	75	75	76	76	77	77	78	79	79	79	83	14	(1)
Males		20	22	23	24	23	23	24	25	25	25	25	25	5	(1)
Females		49	53	52	52	53	54	53	53	54	54	54	58	9	(1)
Coke	5	102	103	103	103	103	103	102	102	102	103	105	102	3	2.9
Males		90	91	91	91	91	91	90	90	90	91	94	91	4	(1)
Females		12	12	12	12	12	12	12	12	12	12	11	11	1	(1)
Dairymen's, poulterers', and apiarists' supplies	5	138	140	139	145	150	156	160	172	162	163	159	168	34	19.8
Males		40	41	40	45	47	48	49	51	53	54	54	58	18	(1)
Females		98	99	99	100	103	108	111	121	109	109	105	110	23	19.0

Dentists' supplies.....	16	104	104	105	109	107	107	105	104	104	103	103	6	5.5	
Males.....		34	34	34	34	34	33	32	32	34	32	32	2	(1)	
Females.....		70	70	71	75	73	74	73	72	71	71	71	5	(1)	
Electrical machinery, apparatus, and supplies.....	170	3,872	3,945	3,979	4,079	4,390	4,219	4,305	4,338	4,344	4,411	4,428	4,400	566	12.6
Males.....		2,215	2,265	2,274	2,335	2,598	2,415	2,469	2,497	2,519	2,541	2,566	2,560	383	14.7
Females.....		1,657	1,680	1,705	1,744	1,792	1,804	1,836	1,841	1,825	1,870	1,862	1,840	213	11.4
Fire extinguishers, chemical.....	5	122	119	120	120	121	121	121	121	121	121	122	123	4	3.3
Males.....		46	45	46	46	46	46	46	47	46	46	47	47	2	(1)
Females.....		76	74	74	74	75	75	75	74	75	75	75	76	4	(1)
Foundry supplies.....	8	76	78	77	74	75	74	74	71	73	73	77	77	7	(1)
Males.....		50	52	50	47	48	47	46	43	45	45	48	48	9	(1)
Females.....		26	26	27	27	27	27	28	28	28	28	29	29	3	(1)
Hand stamps, stencils, and brands.....	19	63	65	66	66	67	66	65	67	67	66	63	63	4	(1)
Males.....		25	26	26	26	26	26	25	25	25	25	24	24	2	(1)
Females.....		38	39	40	40	41	40	40	42	42	41	39	39	4	(1)
Ice, manufactured.....	121	253	252	255	263	253	308	316	316	301	271	249	241	64	20.3
Males.....		95	97	99	99	104	105	106	106	106	98	95	93	14	13.1
Females.....		158	155	156	164	179	203	210	209	195	173	154	148	61	29.2
Instruments, professional and scientific.....	16	83	84	85	83	85	84	83	85	87	86	86	87	4	(1)
Males.....		33	33	33	32	32	32	32	32	32	32	33	34	2	(1)
Females.....		50	51	52	51	53	52	51	53	55	54	53	53	5	(1)
Models and patterns, other than paper.....	87	45	46	48	48	51	52	51	50	53	52	50	51	8	(1)
Males.....		18	18	18	18	19	19	19	19	20	20	18	18	2	(1)
Females.....		27	28	30	30	32	33	32	31	33	32	32	33	6	(1)
Musical instruments and materials, other than pianos and organs.....	15	87	85	88	88	89	86	87	87	82	83	83	84	7	(1)
Males.....		29	27	29	31	31	30	31	31	32	32	31	31	2	(1)
Females.....		58	58	59	57	58	56	56	56	51	51	51	53	8	(1)
Optical goods.....	34	122	121	121	121	119	120	118	121	122	120	121	123	5	1
Males.....		42	41	41	41	40	39	40	40	39	40	41	42	3	(1)
Females.....		80	80	80	80	79	81	78	81	83	80	80	81	5	(1)
Pens, fountain, stylographic, and gold.....	3	66	65	65	65	65	64	64	66	66	67	68	67	4	(1)
Males.....		16	16	16	16	16	17	16	16	16	16	16	16	1	(1)
Females.....		50	49	49	49	49	48	48	50	50	51	52	51	4	(1)
Photographic apparatus and materials.....	6	54	57	54	57	54	56	52	50	51	54	48	45	12	(1)
Males.....		24	26	25	25	22	24	22	21	21	19	18	17	9	(1)
Females.....		30	31	29	32	32	32	30	30	30	35	30	28	7	(1)
Pianos, organs, and materials.....	23	132	118	118	118	118	114	114	113	112	112	113	118	20	15.2
Males.....		61	49	48	51	49	49	48	48	47	47	48	49	14	(1)
Females.....		71	69	70	67	69	65	66	65	65	65	65	69	6	(1)
Radios and parts.....	5	140	136	138	136	138	136	123	121	146	165	174	177	56	31.6
Males.....		59	62	63	67	66	63	60	55	65	67	71	78	23	(1)
Females.....		81	74	75	69	72	73	63	66	81	98	103	99	40	38.3
Roofing materials.....	6	182	185	185	185	185	185	185	185	185	185	185	183	3	1.6
Males.....		82	84	84	84	84	84	84	84	84	84	84	84	2	(1)
Females.....		100	101	101	101	101	101	101	101	101	101	99	99	2	(1)
Signs and advertising novelties.....	59	314	317	313	314	314	318	317	316	316	326	381	334	21	20.3
Males.....		94	95	94	94	96	101	99	101	99	102	105	107	13	12.1
Females.....		220	222	219	220	218	217	218	215	217	224	226	227	12	8.3

1 Not computed owing to small number represented.

TABLE A.—Fluctuation in employment in industries other than mining and quarrying in Ohio, 1914 to 1929, by occupation group, industry, and sex—Continued

1926: BOOKKEEPERS, STENOGRAPHERS, AND OFFICE CLERKS—Continued

Industry and sex	Number of establishments reporting	Number employed on the 15th of each month												Variation from maximum	
		January	February	March	April	May	June	July	August	September	October	November	December	Number	Per cent
Manufactures—Continued.															
Miscellaneous manufactures—Continued.															
Sporting and athletic goods.....	12	152	151	156	164	162	165	169	167	170	162	159	163	19	11.2
Males.....		55	55	55	57	57	60	61	62	60	58	57	59	7	(1)
Females.....		97	96	101	107	105	105	108	105	110	104	102	104	14	12.7
Toys and games.....	33	163	161	164	161	154	155	157	154	153	156	173	179	26	14.5
Males.....		61	58	62	59	53	58	61	58	58	59	60	63	5	(1)
Females.....		102	103	102	102	96	97	96	96	95	97	113	116	21	18.1
Washing machines and clothes wringers.....	18	68	70	69	71	70	71	70	68	73	68	73	74	6	(1)
Males.....		25	26	25	33	33	33	33	34	37	33	38	38	13	(1)
Females.....		43	44	44	38	37	38	37	34	36	35	35	36	10	(1)
Miscellaneous manufactures, n. o. c.....	153	373	375	372	378	380	386	394	388	390	395	396	394	24	6.1
Males.....		146	149	146	153	155	161	158	155	155	158	155	155	15	9.3
Females.....		227	226	226	225	225	225	236	233	235	237	241	239	16	6.6
Service															
.....	6,761	34,533	34,626	34,916	35,129	35,469	35,819	36,204	36,421	36,357	36,123	36,146	36,217	1,888	5.2
Males.....		15,947	16,000	16,082	16,164	16,309	16,516	16,529	16,630	16,599	16,468	16,490	16,506	683	4.1
Females.....		18,586	18,626	18,834	18,965	19,160	19,303	19,675	19,791	19,758	19,660	19,656	19,711	1,205	6.1
Advertising.....	47	323	315	313	317	321	324	331	337	329	330	310	332	27	8.0
Males.....		156	147	140	136	139	144	143	147	154	152	142	157	21	13.4
Females.....		167	168	173	181	182	180	188	190	175	178	168	175	23	12.1
Banks.....	606	12,147	12,169	12,172	12,198	12,382	12,563	12,749	12,799	12,719	12,582	12,615	12,622	652	5.1
Males.....		6,766	6,763	6,776	6,801	6,875	6,988	6,899	6,921	6,878	6,797	6,837	6,842	225	3.2
Females.....		5,381	5,406	5,396	5,397	5,507	5,575	5,850	5,878	5,841	5,785	5,778	5,780	497	8.5
Bowling alleys and parks.....	164	60	61	64	76	111	141	154	172	102	67	62	60	112	65.1
Males.....		38	39	41	48	61	75	85	86	57	41	38	36	60	(1)
Females.....		22	22	23	28	50	66	69	86	45	26	24	24	64	(1)
Clubs, athletic, country, and yacht.....	152	203	196	195	206	220	224	228	226	227	224	215	213	33	14.5
Males.....		111	106	103	105	110	112	114	114	112	111	108	106	11	9.6
Females.....		92	90	92	101	110	112	114	112	115	113	107	107	25	21.7
Garages, including auto-body repair.....	1,468	2,810	2,858	2,894	2,938	2,999	3,016	3,070	3,113	3,090	3,067	3,077	3,048	308	9.7
Males.....		1,191	1,201	1,209	1,218	1,241	1,251	1,262	1,290	1,278	1,277	1,272	1,267	99	7.7
Females.....		1,619	1,657	1,685	1,720	1,758	1,765	1,808	1,823	1,812	1,790	1,805	1,781	204	11.2
Hospitals.....	146	676	594	597	594	596	605	604	616	604	598	597	608	40	6.5
Males.....		61	62	62	61	58	60	61	65	64	65	66	67	9	(1)
Females.....		615	532	535	533	538	545	533	551	540	533	531	541	36	6.5

Hotels.....	364	1, 290	1, 269	1, 261	1, 264	1, 280	1, 296	1, 327	1, 339	1, 338	1, 341	1, 355	1, 332	94	6. 9
Males.....		638	627	632	629	638	650	662	673	665	669	675	667	48	7. 1
Females.....		652	642	629	635	642	646	665	666	673	672	680	665	51	7. 5
Laundries, dry cleaners, and renovating.....	406	785	736	794	820	824	842	849	841	846	847	842	836	64	10. 9
Males.....		96	98	99	101	101	102	99	101	103	106	103	106	10	9. 4
Females.....		689	638	695	719	723	740	750	740	743	741	739	730	62	8. 3
Offices.....	1, 252	13, 847	13, 860	14, 195	14, 189	14, 213	14, 296	14, 502	14, 598	14, 629	14, 495	14, 480	14, 574	782	5. 3
Males.....		6, 209	6, 285	6, 317	6, 353	6, 383	6, 448	6, 571	6, 600	6, 625	6, 535	6, 539	6, 547	416	6. 3
Females.....		7, 638	7, 575	7, 788	7, 836	7, 830	7, 848	7, 931	7, 998	8, 004	7, 960	7, 941	8, 027	452	5. 4
Office buildings, including window cleaning.....	372	302	304	310	308	308	309	304	310	305	310	311	313	11	3. 5
Males.....		78	79	80	80	79	81	81	81	80	82	84	84	6	7
Females.....		224	225	230	228	228	230	223	229	225	228	227	229	(1)	3. 0
Professional.....	39	156	153	155	157	158	159	165	166	157	154	155	152	13	7. 3
Males.....		56	54	55	57	57	58	62	59	58	56	57	52	10	(1)
Females.....		100	99	100	100	101	101	103	107	99	98	98	100	9	8. 4
Restaurants.....	850	239	238	241	240	254	254	258	258	258	255	253	253	20	20. 0
Males.....		70	70	72	71	77	77	80	80	78	75	75	73	10	13. 5
Females.....		169	168	169	169	177	177	178	178	180	180	178	180	(1)	6. 7
Schools and colleges.....	92	517	540	536	538	537	535	464	452	550	569	562	549	117	20. 6
Males.....		115	123	125	126	125	121	99	100	120	129	131	126	32	24. 4
Females.....		402	417	411	412	412	414	365	352	430	440	431	423	88	20. 0
Social agencies.....	93	481	486	476	474	476	468	456	446	431	491	489	496	67	13. 5
Males.....		54	58	56	57	60	55	48	45	44	56	59	64	20	(1)
Females.....		427	428	420	417	416	413	408	401	387	435	430	434	43	11. 0
Theaters.....	261	278	279	278	280	268	257	246	253	274	289	262	262	43	15. 3
Males.....		99	98	96	96	85	71	69	73	86	96	96	97	30	(1)
Females.....		179	181	182	184	183	186	177	180	188	193	196	195	19	9. 7
Y. M. C. A. and Y. W. C. A.....	28	278	276	279	282	271	264	256	258	265	274	267	265	41	13. 8
Males.....		120	119	123	127	120	111	108	108	118	121	126	128	20	15. 6
Females.....		158	157	156	155	151	153	148	150	147	153	171	167	20	12. 0
Service, n. o. c.....	422	241	242	246	248	251	266	241	237	233	235	234	240	33	12. 4
Males.....		89	91	96	98	99	114	86	87	79	80	82	87	35	30. 7
Females.....		152	151	150	150	152	152	155	150	154	155	152	153	5	3. 2
Trade, retail and wholesale.....	7, 867	22, 794	22, 639	22, 732	22, 796	22, 830	22, 846	23, 078	23, 017	23, 134	23, 212	23, 454	24, 123	1, 484	6. 2
Males.....		7, 829	7, 818	7, 858	7, 837	7, 830	7, 856	7, 957	7, 980	8, 019	8, 029	8, 079	8, 152	334	4. 1
Females.....		14, 965	14, 821	14, 874	14, 959	15, 000	14, 990	15, 121	15, 037	15, 115	15, 183	15, 375	15, 971	1, 150	7. 2
Retail delivery, milk, ice, and water.....	107	181	180	180	181	184	187	188	194	194	191	187	192	14	7. 2
Males.....		77	75	75	76	79	79	81	81	81	81	81	84	9	(1)
Females.....		104	105	105	105	105	108	109	113	113	110	106	108	9	8. 0
Stores, retail and wholesale.....	6, 608	20, 680	20, 526	20, 640	20, 661	20, 711	20, 744	20, 917	20, 832	20, 937	21, 036	21, 277	21, 947	1, 421	6. 5
Males.....		6, 747	6, 732	6, 769	6, 751	6, 749	6, 778	6, 858	6, 879	6, 902	6, 922	6, 963	7, 038	306	6. 3
Females.....		13, 933	13, 794	13, 835	13, 910	13, 962	13, 966	14, 059	13, 953	14, 035	14, 114	14, 314	14, 900	1, 115	7. 5
Yards, lumber, coal, and scrap.....	1, 157	1, 933	1, 933	1, 948	1, 954	1, 935	1, 915	1, 973	1, 991	2, 003	1, 985	1, 990	1, 984	88	4. 4
Males.....		1, 005	1, 011	1, 014	1, 010	1, 002	999	1, 020	1, 020	1, 036	1, 026	1, 035	1, 030	37	3. 6
Females.....		928	922	934	944	933	916	953	971	967	959	955	954	55	8. 7
Transportation and public utilities.....	1, 453	11, 383	11, 428	11, 509	11, 603	11, 674	11, 786	11, 913	11, 920	11, 882	11, 865	11, 856	11, 915	537	4. 5
Males.....		6, 182	6, 240	6, 327	6, 380	6, 409	6, 472	6, 519	6, 550	6, 525	6, 514	6, 479	6, 501	368	5. 6
Females.....		5, 201	5, 188	5, 182	5, 223	5, 265	5, 314	5, 394	5, 370	5, 347	5, 351	5, 377	5, 414	232	4. 3

1 Not computed owing to small number represented.

TABLE A.—Fluctuation in employment in industries other than mining and quarrying in Ohio, 1914 to 1929, by occupation group, industry, and sex—Continued

1926: BOOKKEEPERS, STENOGRAPHERS, AND OFFICE CLERKS—Continued

Industry and sex	Number of establishments reporting	Number employed on the 15th of each month												Variation from maximum	
		January	February	March	April	May	June	July	August	September	October	November	December	Number	Per cent
Transportation and public utilities—Con.															
Drayage and storage, including livery stables and teaming.....	638	1,703	1,715	1,725	1,721	1,730	1,743	1,744	1,742	1,737	1,755	1,751	1,747	52	3.0
Males.....		1,149	1,159	1,171	1,167	1,173	1,171	1,172	1,173	1,178	1,187	1,184	1,182	38	3.2
Females.....		554	556	554	554	557	567	573	570	559	568	567	565	19	3.3
Electric light and power.....	109	2,872	2,916	2,962	3,001	3,055	3,079	3,120	3,117	3,093	3,058	3,079	3,105	248	7.9
Males.....		1,623	1,662	1,716	1,741	1,778	1,782	1,796	1,782	1,793	1,741	1,744	1,771	173	9.6
Females.....		1,249	1,254	1,246	1,260	1,277	1,297	1,324	1,335	1,300	1,317	1,335	1,334	89	6.7
Electric railroads.....	45	1,173	1,178	1,182	1,202	1,197	1,205	1,233	1,255	1,254	1,245	1,262	1,262	89	7.1
Males.....		734	735	734	750	744	755	765	788	792	788	797	794	63	7.9
Females.....		439	443	448	452	453	450	468	467	462	457	465	468	29	6.2
Natural gas.....	54	1,062	1,065	1,073	1,093	1,099	1,103	1,124	1,125	1,138	1,161	1,151	1,164	102	8.8
Males.....		713	712	719	734	732	741	758	761	751	788	776	782	76	9.6
Females.....		349	353	354	359	367	362	366	364	387	373	375	382	38	9.8
Pipe lines (petroleum).....	8	100	100	100	97	97	102	102	105	103	99	99	100	8	7.6
Males.....		91	91	91	88	88	93	93	96	94	91	91	92	8	(1)
Females.....		9	9	9	9	9	9	9	9	9	8	8	8	1	(1)
Stockyards.....	30	61	59	58	58	58	58	58	60	61	58	60	60	3	(1)
Males.....		46	44	44	44	44	44	43	46	46	43	45	45	3	(1)
Females.....		15	15	14	14	14	14	15	14	15	15	15	15	1	(1)
Taxicab and bus service.....	118	180	187	186	200	204	208	208	202	198	198	195	196	28	13.5
Males.....		103	109	108	118	118	115	118	114	111	108	107	105	15	12.7
Females.....		77	78	78	82	86	88	90	88	87	90	88	91	14	(1)
Telegraph and telephone, including messenger service.....	381	4,034	4,009	4,022	4,005	3,987	4,036	4,057	4,046	4,033	4,032	4,010	4,058	71	1.7
Males.....		1,574	1,592	1,566	1,548	1,548	1,575	1,576	1,592	1,576	1,574	1,552	1,566	44	2.8
Females.....		2,460	2,431	2,430	2,439	2,439	2,461	2,481	2,454	2,457	2,458	2,458	2,492	62	2.5
Transportation by water, including stevedoring.....	29	111	112	113	139	161	169	178	179	174	169	157	134	68	38.0
Males.....		93	94	95	116	129	136	144	144	139	137	126	110	51	35.4
Females.....		18	18	18	23	32	33	34	35	35	32	31	24	17	(1)
Transportation and public utilities, n. o. c.....	41	87	87	88	87	86	88	89	89	91	90	92	89	5	(1)
Males.....		56	56	57	56	55	55	55	55	55	57	57	54	3	(1)
Females.....		31	31	31	31	31	33	34	34	36	33	35	35	5	(1)
Industries, n. o. c.....	22	34	34	33	35	38	38	36	36	36	36	35	33	5	(1)
Males.....		17	17	16	17	17	17	17	16	16	16	16	16	1	(1)
Females.....		17	17	17	18	21	21	19	19	20	20	19	17	4	(1)

1926: SALESPeOPLE (NOT TRAVELING)

ALL INDUSTRIES.....	36,004	66,204	65,760	67,522	68,968	69,453	68,649	67,565	67,431	69,825	71,476	73,198	82,689	16,929	20.5
Males.....	38,357	38,493	38,493	39,114	39,900	40,176	40,186	40,124	40,167	40,394	40,773	41,215	42,273	3,916	9.3
Females.....	27,847	27,267	28,408	29,068	29,277	28,463	27,441	27,264	28,431	30,703	31,983	40,416	13,152	32.5	
Agriculture.....	1,052	94	92	98	109	109	101	93	86	85	89	89	104	24	22.0
Males.....	48	48	51	58	57	57	56	52	48	47	50	49	55	11	(1)
Females.....	46	44	47	51	52	45	41	38	38	39	40	40	49	14	(1)
Florists, fruit growers, and nurserymen.....	259	80	78	84	95	96	89	81	74	75	79	79	92	22	(1)
Males.....	37	37	40	47	47	47	43	39	38	40	40	40	44	10	(1)
Females.....	43	41	44	48	49	42	38	35	37	39	39	39	48	14	(1)
Agriculture, n. o. c.....	793	14	14	14	14	13	12	12	12	10	10	10	12	4	(1)
Males.....	11	11	11	11	11	10	9	9	9	9	10	9	11	2	(1)
Females.....	3	3	3	3	3	3	3	3	3	1	1	1	1	3	(1)
Construction.....	9,145	974	1,001	1,052	1,094	1,101	1,121	1,131	1,136	1,144	1,127	1,087	1,045	170	14.9
Males.....	914	965	1,029	1,064	1,039	1,064	1,075	1,075	1,081	1,081	1,064	1,025	986	167	15.4
Females.....	60	61	67	65	62	57	56	59	63	63	63	62	59	11	(1)
Electrical contracting.....	388	164	162	167	172	166	168	164	169	168	169	169	178	16	9.0
Males.....	147	146	150	156	151	155	150	150	153	152	153	159	13	8.2	(1)
Females.....	17	16	17	16	15	13	14	14	16	16	16	19	6	6	(1)
General contracting, including wrecking.....	3,346	253	261	276	281	278	291	288	290	302	298	290	273	49	16.2
Males.....	241	249	265	270	266	277	274	273	282	276	271	271	257	41	14.5
Females.....	12	12	11	11	12	14	14	17	20	22	19	16	11	11	(1)
Painting and decorating.....	887	75	79	87	90	88	84	82	80	81	82	82	81	15	(1)
Males.....	62	64	67	69	69	68	67	67	68	68	68	68	67	7	(1)
Females.....	13	15	20	21	19	16	15	13	13	14	14	14	8	8	(1)
Plumbing and steam fitting.....	747	93	98	95	93	98	119	120	118	126	131	131	130	38	29.0
Males.....	92	97	94	92	97	118	119	117	117	125	130	130	129	38	29.2
Females.....	1	1	1	1	1	1	1	1	1	1	1	1	1	1	(1)
Sheet-metal work and roofing.....	431	107	112	121	139	144	134	133	135	136	137	130	115	37	25.7
Males.....	104	109	118	136	141	131	130	132	133	134	127	112	37	37	26.2
Females.....	3	3	3	3	3	3	3	3	3	3	3	3	3	3	(1)
Street, road, and sewer contracting.....	1,029	91	84	89	98	99	105	110	109	90	76	75	61	49	44.5
Males.....	79	72	76	87	89	97	103	99	81	70	66	55	48	48	46.6
Females.....	12	12	13	11	10	8	7	10	9	6	6	6	7	7	(1)
Ventilating and heating.....	117	135	147	160	163	169	158	173	175	174	173	152	149	40	22.9
Males.....	134	146	159	162	168	157	171	174	173	172	152	149	40	23.0	(1)
Females.....	1	1	1	1	1	1	2	1	1	1	1	1	2	2	(1)
Construction, n. o. c.....	2,200	56	58	57	58	59	62	61	65	66	62	58	58	10	(1)
Males.....	55	57	56	57	58	61	61	65	66	62	58	58	58	11	(1)
Females.....	1	1	1	1	1	1	1	1	1	1	1	1	1	1	(1)
Manufactures.....	9,704	7,965	7,964	8,026	8,121	8,177	8,229	8,260	8,357	8,370	8,424	8,435	8,495	540	6.4
Males.....	6,461	6,468	6,521	6,628	6,669	6,703	6,725	6,804	6,832	6,872	6,871	6,860	411	6.0	
Females.....	1,494	1,496	1,505	1,493	1,508	1,526	1,535	1,553	1,538	1,552	1,564	1,635	142	8.7	
Chemicals and allied products.....	415	243	241	249	248	250	252	233	250	252	252	239	19	7.5	
Males.....	238	236	244	243	245	244	246	227	245	245	242	232	19	7.7	
Females.....	5	5	5	5	5	5	6	6	6	7	10	7	5	(1)	

1 Not computed owing to small number represented.

1926: SALESPeOPLE (NOT TRAVELING)

TABLE A.—Fluctuation in employment in industries other than mining and quarrying in Ohio, 1914 to 1929, by occupation group, industry, and sex—Continued

1926: SALESPeOPLE (NOT TRAVELING)—Continued

Industry and sex	Number of establishments reporting	Number employed on the 15th of each month												Variation from maximum	
		January	February	March	April	May	June	July	August	September	October	November	December	Number	Per cent
Manufactures—Continued.															
Chemicals and allied products—Continued.															
Paint and varnish	100	68	67	70	71	72	71	70	68	70	69	68	67	5	(C)
Males		68	67	70	70	71	70	69	67	69	67	66	65	6	(C)
Females					1	1	1	1	1	1	2	2	2	2	(C)
Petroleum refining	32	81	79	81	86	86	88	90	89	87	89	85	82	11	(C)
Males		81	79	81	86	86	88	90	89	87	89	85	82	11	(C)
Females															(C)
Chemicals and allied products, n. o. c.	283	94	95	98	91	92	91	92	76	93	94	99	90	23	(C)
Males		89	90	98	87	88	86	87	71	89	89	99	85	22	(C)
Females		5	5	5	4	4	5	5	5	4	5	8	5	4	(C)
Food and kindred products	1,498	4,042	4,060	4,081	4,118	4,178	4,216	4,236	4,328	4,318	4,336	4,318	4,359	317	7.3
Males		2,970	2,977	2,988	3,028	3,077	3,101	3,109	3,186	3,195	3,209	3,192	3,203	239	7.4
Females		1,072	1,083	1,093	1,090	1,101	1,115	1,127	1,142	1,123	1,127	1,126	1,156	84	7.3
Bakery products	462	2,476	2,487	2,505	2,536	2,562	2,555	2,553	2,629	2,638	2,677	2,667	2,697	221	8.2
Males		1,905	1,909	1,916	1,950	1,978	1,976	1,977	2,045	2,061	2,089	2,083	2,107	202	9.6
Females		571	578	589	586	584	579	576	584	577	588	584	590	19	3.2
Confectionery	122	282	288	286	286	292	302	315	323	330	336	340	359	77	21.4
Males		66	67	68	67	68	74	78	77	78	77	72	72	12	(C)
Females		216	221	218	219	224	228	237	246	252	259	268	287	71	24.7
Dairy products and ice cream	300	752	755	753	756	785	824	881	825	804	770	758	748	83	10.0
Males		482	485	481	484	504	529	529	526	521	501	496	481	48	9.1
Females		270	270	272	272	281	295	302	299	283	269	262	267	40	13.2
Flour-mill and grist-mill products	243	51	50	49	50	49	49	49	50	50	50	50	51	2	(C)
Males		51	50	49	50	49	49	49	50	50	50	50	51	2	(C)
Slaughtering and meat packing	176	422	423	433	428	428	427	428	434	435	444	445	445	23	5.2
Males		409	409	419	415	416	414	416	421	424	433	433	433	24	5.5
Females		13	14	14	13	12	13	12	13	11	11	12	12	3	(C)
Food and kindred products, n. o. c.	195	59	57	55	62	62	62	59	60	67	61	59	58	12	(C)
Males		57	57	55	62	62	62	59	60	67	61	59	58	12	(C)
Females		2												2	(C)
Iron and steel and their products	1,750	550	558	560	569	569	575	579	577	577	580	577	575	30	5.2
Males		509	516	518	527	527	533	536	534	534	536	534	532	27	5.0
Females		41	42	42	42	42	42	43	43	43	44	43	43	3	(C)
Foundry and machine-shop products	1,176	312	317	319	323	323	324	325	322	322	326	328	319	14	4.3
Males		286	289	291	295	295	296	296	293	293	298	295	290	10	3.4
Females		26	28	28	28	28	28	29	29	29	30	29	29	4	(C)

Stoves and furnaces.....	91	66	71	72	74	74	77	79	79	79	77	75	80	14	(C)
Males.....		66	71	72	74	74	77	79	79	79	77	75	80	14	(C)
Iron and steel and their products, n. o. c.....	483	172	170	169	172	172	174	175	176	176	177	178	176	9	5.1
Males.....		157	156	155	158	158	160	161	162	162	163	164	162	9	5.5
Females.....		15	14	14	14	14	14	14	14	14	14	14	14	1	(C)
Leather and leather products.....	147	63	59	56	54	54	50	54	55	55	54	59	52	42	(C)
Males.....		48	45	45	45	44	40	42	43	42	42	43	53	13	(C)
Females.....		15	14	11	9	10	10	12	12	13	12	16	39	30	(C)
Trunks and valises.....	20	33	29	26	24	26	25	29	29	29	28	33	65	41	(C)
Males.....		18	15	15	15	15	15	17	17	16	16	17	26	11	(C)
Females.....		15	14	11	9	10	10	12	12	13	12	16	39	30	(C)
Leather and leather products, n. o. c.....	127	30	30	30	30	28	25	25	26	26	26	26	27	5	(C)
Males.....		30	30	30	30	28	25	25	26	26	26	26	27	5	(C)
Liquors and beverages.....	153	145	145	152	168	172	179	186	187	179	163	157	154	42	22.5
Males.....		144	144	151	165	171	178	185	186	178	162	156	153	42	22.6
Females.....		1	1	1	1	1	1	1	1	1	1	1	1		(C)
Mineral waters and beverages.....	146	145	145	152	166	172	179	186	187	179	163	157	154	42	22.5
Males.....		144	144	151	165	171	178	185	186	178	162	156	153	42	22.6
Females.....		1	1	1	1	1	1	1	1	1	1	1	1		(C)
Liquors and beverages, n. o. c.....	7														(C)
Lumber and its products.....	1,206	267	272	269	278	279	274	276	280	283	284	284	285	18	6.3
Males.....		253	258	254	262	263	262	263	267	270	271	271	271	18	6.6
Females.....		14	14	15	16	16	12	13	13	13	13	13	14	4	(C)
Furniture, including upholstering.....	165	68	68	68	67	68	67	67	68	69	69	70	71	4	(C)
Males.....		61	61	62	61	62	61	61	62	63	63	64	65	4	(C)
Females.....		7	7	6	6	6	6	6	6	6	6	6	6	1	(C)
Saw-mill and planing-mill products.....	795	157	162	157	164	163	163	164	167	170	170	169	168	13	7.6
Males.....		157	162	157	164	163	163	164	167	170	170	169	168	13	7.6
Lumber and its products, n. o. c.....	246	42	42	44	47	48	44	45	45	44	45	45	46	6	(C)
Males.....		35	35	35	37	38	38	38	38	37	38	38	38	3	(C)
Females.....		7	7	9	10	10	6	7	7	7	7	7	8	4	(C)
Metals and metal products, other than iron and steel.....	488	182	179	181	182	184	182	177	182	184	187	191	206	29	14.1
Males.....		153	151	154	156	157	155	152	156	159	160	163	166	15	9.0
Females.....		29	28	27	26	27	25	25	26	25	27	28	40	15	(C)
Brass, bronze, and aluminum products.....	139	55	55	55	56	55	55	55	56	56	56	58	56	3	(C)
Males.....		54	54	54	55	55	54	54	55	55	55	57	55	3	(C)
Females.....		1	1	1	1	1	1	1	1	1	1	1	1		(C)
Metals and metal products, other than iron and steel, n. o. c.....	349	127	124	126	126	123	127	122	126	128	131	133	150	28	18.7
Males.....		99	97	100	101	102	101	98	101	104	105	106	111	14	12.6
Females.....		28	27	26	25	26	26	24	25	24	26	27	39	15	(C)
Paper and printing.....	1,075	1,498	1,477	1,492	1,498	1,495	1,503	1,493	1,512	1,502	1,557	1,585	1,604	127	7.9
Males.....		1,322	1,309	1,319	1,326	1,320	1,322	1,318	1,338	1,331	1,381	1,405	1,411	102	7.2
Females.....		176	168	173	172	175	181	175	174	171	176	180	193	25	13.0
Printing and publishing.....	801	1,356	1,335	1,351	1,356	1,354	1,362	1,350	1,368	1,357	1,411	1,438	1,457	122	8.4
Males.....		1,187	1,174	1,185	1,191	1,187	1,189	1,184	1,204	1,196	1,245	1,267	1,273	99	7.8
Females.....		169	161	166	165	167	173	166	164	161	166	167	184	23	12.5
Paper and printing, n. o. c.....	274	142	142	141	142	141	141	143	144	145	146	147	147	6	4.1
Males.....		135	135	134	135	133	133	134	134	135	136	138	138	5	3.6
Females.....		7	7	7	7	8	8	9	10	10	10	9	9	3	(C)

¹ Not computed owing to small number represented.

1926: SALESPeOPLE (NOT TRAVELING)

465

TABLE A.—Fluctuation in employment in industries other than mining and quarrying in Ohio, 1914 to 1929, by occupation group, industry, and sex—Continued

1926: SALESPeOPLE (NOT TRAVELING)—Continued

Industry and sex	Number of establishments reporting	Number employed on the 15th of each month												Variation from maximum	
		January	February	March	April	May	June	July	August	September	October	November	December	Number	Per cent
Manufactures—Continued.															
Rubber products.....	112	45	46	52	57	55	56	57	64	63	60	63	60	63	
Males.....	39	39	39	44	49	47	47	48	52	52	50	53	50	53	
Females.....	76	7	7	8	8	8	9	9	12	11	11	10	10	10	
Stone, clay, and glass products.....	765	156	159	159	161	163	164	163	160	165	158	157	156	156	
Males.....	135	138	133	140	142	143	142	139	144	144	137	136	135	135	
Females.....	21	21	21	21	21	21	21	21	21	21	21	21	21	21	
Brick and tile, clay.....	176	54	54	54	54	54	54	54	52	54	53	53	53	53	
Males.....	54	54	54	54	54	54	54	54	52	54	53	53	53	53	
Stone, clay, and glass products, n. o. c.....	589	102	105	105	107	109	110	109	108	111	105	104	108	108	
Males.....	81	84	84	86	88	89	88	87	90	84	83	82	82	82	
Females.....	21	21	21	21	21	21	21	21	21	21	21	21	21	21	
Textiles.....	707	305	311	319	323	311	310	306	303	313	315	320	308	308	
Males.....	249	255	262	271	263	262	258	256	259	260	264	262	262	262	
Females.....	56	56	57	52	48	48	48	47	54	55	56	57	57	57	
Awnings, tents, and sails, including auto fabrics.....	46	98	101	97	87	85	90	91	91	89	92	102	97	97	
Males.....	72	75	74	70	70	72	72	73	72	73	78	75	8	8	
Females.....	26	26	23	17	15	18	19	18	17	19	24	22	11	11	
Clothing, men's, including shirts and coat peds.....	179	52	52	58	65	60	60	56	54	59	62	61	53	13	
Males.....	51	51	57	64	59	59	55	53	53	61	60	52	13	13	
Females.....	1	1	1	1	1	1	1	1	1	1	1	1	1	1	
Custom tailoring, men's and women's.....	99	51	52	52	53	53	53	52	50	50	50	50	51	3	
Males.....	49	50	50	51	51	51	50	49	48	48	48	48	48	3	
Females.....	2	2	2	2	2	2	3	3	2	2	2	2	3	1	
Millinery and lace goods, including artificial flowers and feathers.....	32	49	49	52	53	49	45	43	45	51	50	45	41	12	
Males.....	32	32	32	32	29	29	29	29	30	30	30	29	28	4	
Females.....	17	17	20	21	20	16	14	15	15	21	20	16	13	8	
Textiles, n. o. c.....	351	55	57	60	65	64	62	64	63	64	61	62	61	10	
Males.....	45	47	49	54	54	52	53	52	51	48	49	49	49	9	
Females.....	10	10	11	11	10	10	11	11	13	13	13	13	12	3	
Vehicles.....	318	83	85	85	94	96	94	92	92	91	90	90	90	13	
Males.....	80	82	82	91	93	91	89	89	88	87	87	87	86	13	
Females.....	3	3	3	3	3	3	3	3	3	3	3	3	4	1	

Automobiles and parts, including assembling plants	187	54	53	53	61	63	62	59	60	59	59	59	59	60	10	(1)
Males		52	51	51	59	61	60	57	58	57	57	57	58	58	10	(1)
Females		2	2	2	2	2	2	2	2	2	2	2	2	2		
Vehicles, n. o. c.	131	29	32	32	33	33	32	33	32	32	31	31	30	30	4	(1)
Males		28	31	31	32	32	31	32	31	31	30	30	28	28	4	(1)
Females		1	1	1	1	1	1	1	1	1	1	1	2	2	1	(1)
Miscellaneous manufactures	898	357	353	352	352	348	353	363	358	362	361	360	346	346	17	4.7
Males		302	303	303	304	297	302	311	305	307	306	303	290	290	21	6.8
Females		55	54	49	48	51	51	52	53	55	55	57	56	56	9	(1)
Electrical machinery, apparatus, and supplies	170	104	101	102	102	97	97	103	96	96	99	98	84	84	20	19.2
Males		102	99	100	101	96	96	102	95	95	98	96	82	82	20	19.6
Females		2	2	2	1	1	1	1	1	1	1	2	2	2		(1)
Miscellaneous manufactures, n. o. c.	728	253	252	250	250	251	256	260	262	266	262	262	262	262	16	6.0
Males		200	200	203	203	201	206	209	210	212	208	207	208	208	12	5.7
Females		53	52	47	47	50	50	51	52	54	54	55	54	54	8	(1)
Manufactures, n. o. c.	172	19	19	19	21	23	23	26	26	28	24	25	23	23	9	(1)
Males		19	19	19	21	23	23	26	26	28	24	25	23	23	9	(1)
Service	6,761	6,098	6,273	6,606	6,863	6,962	6,965	6,923	6,927	6,804	6,647	6,598	6,593	6,593	867	12.4
Males		5,574	5,751	6,053	6,295	6,379	6,376	6,336	6,337	6,231	6,099	6,053	6,019	6,019	805	12.6
Females		524	522	553	568	583	589	587	590	573	548	545	574	574	68	11.5
Advertising	47	45	36	39	44	42	55	57	52	39	41	51	47	47	21	(1)
Males		42	33	36	41	39	52	53	49	36	37	47	43	43	20	(1)
Females		3	3	3	3	3	3	4	3	3	4	4	4	1		(1)
Bowling alleys and parks	164	24	24	23	26	36	34	107	90	53	26	26	27	27	84	78.5
Males		24	24	23	26	36	34	107	90	53	26	26	27	27	84	(1)
Females																(1)
Garages, including auto body repair	1,468	3,069	3,200	3,412	3,621	3,673	3,628	3,566	3,568	3,514	3,411	3,336	3,288	3,288	604	16.4
Males		3,055	3,196	3,397	3,608	3,661	3,616	3,554	3,558	3,503	3,402	3,327	3,277	3,277	606	16.6
Females		14	14	15	13	12	12	12	15	11	9	9	11	11	6	(1)
Hospitals	146	46	46	46	46	50	51	51	50	50	49	49	49	49	8	(1)
Males		11	11	11	13	14	14	13	13	13	13	13	13	13	8	(1)
Females		35	35	35	35	37	37	37	37	37	36	36	36	36	2	(1)
Hotels	364	146	142	145	150	156	132	128	127	128	131	135	136	136	29	18.6
Males		51	52	52	53	53	48	47	48	45	45	50	50	50	8	(1)
Females		95	90	93	97	103	84	80	83	83	83	85	86	86	28	22.3
Laundries, dry cleaners, and renovating	405	329	325	327	331	334	334	329	334	344	336	333	335	335	19	5.5
Males		292	289	289	292	295	294	290	294	293	295	294	298	298	9	3.0
Females		37	36	38	39	39	40	39	40	51	41	39	37	37	15	(1)
Offices	1,252	1,974	2,027	2,147	2,170	2,182	2,176	2,182	2,203	2,178	2,164	2,174	2,183	2,183	229	10.4
Males		1,917	1,968	2,061	2,078	2,097	2,095	2,112	2,130	2,110	2,101	2,112	2,123	2,123	213	10.0
Females		57	59	86	92	85	81	70	73	68	63	62	60	60	85	(1)
Restaurants	850	319	325	325	330	340	350	345	342	354	347	345	370	370	51	13.8
Males		90	103	105	104	108	114	111	106	114	104	106	102	102	15	13.2
Females		220	222	220	226	232	236	234	236	240	243	239	268	268	48	17.9
Service, n. o. c.	2,065	146	148	142	145	149	155	158	144	142	142	149	158	158	19	11.8
Males		53	55	79	82	87	89	86	90	79	76	80	88	88	14	(1)
Females		63	63	63	63	62	66	72	71	65	66	69	70	70	10	(1)

¹ Not computed owing to small number represented.

1926: SALESPeOPLE (NOT TRAVELING)

467

TABLE A.—Fluctuation in employment in industries other than mining and quarrying in Ohio, 1914 to 1929, by occupation group, industry, and sex—Continued

1926: SALESPeOPLE (NOT TRAVELING)—Continued

Industry and sex	Number of establishments reporting	Number employed on the 15th of each month												Variation from maximum	
		January	February	March	April	May	June	July	August	September	October	November	December	Number	Per cent
Trade, retail and wholesale	7,867	50,489	49,825	51,135	52,165	52,491	51,638	50,550	50,316	52,809	54,568	56,353	65,804	15,979	24.3
Males.....		24,798	24,712	24,934	25,309	25,455	25,427	25,369	25,330	25,629	26,108	26,626	27,748	3,086	10.9
Females.....		25,691	25,113	26,201	26,856	27,036	26,211	25,181	24,986	27,180	28,460	29,727	38,056	13,070	34.3
Retail delivery, milk, ice, and water	107	139	133	140	141	145	146	148	150	151	152	151	152	14	9.2
Males.....		136	135	137	138	142	143	146	147	148	149	148	149	14	9.4
Females.....		3	3	3	3	3	3	2	3	3	3	3	3	1	(¹)
Stores, retail and wholesale	6,603	49,934	49,267	50,571	51,594	51,911	51,048	49,958	49,721	52,212	53,962	55,761	65,225	15,958	24.5
Males.....		24,253	24,164	24,380	24,748	24,885	24,852	24,792	24,751	25,048	25,519	26,049	27,182	3,018	11.1
Females.....		25,681	25,103	26,191	26,846	27,026	26,196	25,166	24,970	27,164	28,443	29,712	38,043	13,073	34.4
Yards, lumber, coal, and scrap	1,157	416	420	424	430	435	444	444	445	446	454	441	427	38	8.4
Males.....		409	413	417	423	428	432	431	432	433	440	429	417	31	7.0
Females.....		7	7	7	7	7	12	13	13	13	14	12	10	7	(¹)
Transportation and public utilities	1,453	589	600	600	611	608	590	603	604	608	616	631	643	54	8.4
Males.....		557	569	565	576	572	555	562	566	569	575	586	600	45	7.5
Females.....		32	31	35	35	36	35	41	38	39	41	45	43	14	(¹)
Electric light and power	109	495	504	498	510	503	485	489	495	504	506	513	528	43	8.1
Males.....		466	476	470	483	474	457	461	467	472	474	480	494	37	7.5
Females.....		29	28	28	27	29	28	28	28	32	32	33	34	7	(¹)
Transportation and public utilities	1,344	94	96	102	101	105	105	114	109	104	110	118	115	24	20.3
Males.....		91	93	95	93	98	98	101	99	97	101	106	106	15	14.2
Females.....		3	3	7	8	7	7	13	10	7	9	12	9	10	(¹)
Industries, n. o. c.	22	5	5	5	5	5	5	5	5	5	5	5	5		
Males.....		5	5	5	5	5	5	5	5	5	5	5	5		

¹ Not computed owing to small number represented.

TABLE A.—Fluctuation in employment in industries other than mining and quarrying in Ohio, 1914 to 1929, by occupation group, industry, and sex—Continued

1927: WAGE EARNERS

Industry and sex	Number of establishments reporting	Number employed on the 15th of each month												Variation from maximum	
		January	February	March	April	May	June	July	August	September	October	November	December	Number	Per cent
ALL INDUSTRIES	38,509	894,237	921,182	945,069	963,138	973,703	985,430	968,119	968,508	973,430	955,403	920,700	896,575	91,193	9.3
Males.....		737,504	760,841	781,737	799,918	810,219	821,187	806,123	804,541	803,377	783,124	751,236	732,399	88,788	10.8
Females.....		156,733	160,341	163,332	163,220	163,484	164,243	161,996	163,967	170,053	172,279	169,464	164,176	15,546	9.0
Agriculture	1,199	5,527	5,481	6,107	7,331	7,592	8,725	8,971	8,464	8,266	8,249	6,790	5,987	3,490	38.9
Males.....		5,209	5,149	5,704	6,724	6,988	7,983	8,250	7,966	7,746	7,726	6,395	5,567	3,101	37.6
Females.....		318	332	403	607	604	742	721	498	520	523	395	370	424	57.1
Dairy farming.....	46	416	416	426	444	434	439	473	463	448	433	428	391	82	17.3
Males.....		404	403	411	429	420	425	453	449	435	418	414	377	76	16.8
Females.....		12	13	15	15	14	14	20	14	13	15	14	14	8	(1)
Florists, fruit growers, and nurserymen.....	294	2,620	2,566	2,996	3,850	3,969	4,632	4,301	3,822	3,769	3,873	3,085	2,979	2,066	44.6
Males.....		2,412	2,347	2,712	3,372	3,487	4,074	3,762	3,458	3,402	3,525	2,819	2,432	1,727	42.4
Females.....		208	219	284	478	482	558	539	364	367	348	266	247	350	62.7
General farming.....	694	2,301	2,315	2,519	2,886	3,016	3,481	3,849	3,680	3,694	3,687	3,024	2,663	1,548	40.2
Males.....		2,205	2,217	2,417	2,774	2,910	3,313	3,689	3,562	3,496	3,529	2,911	2,556	1,484	40.2
Females.....		96	98	102	112	106	168	160	118	138	158	113	107	72	42.9
Operating farm machinery.....	165	190	184	166	151	173	173	348	499	415	256	253	204	348	69.7
Males.....		188	182	164	149	171	171	346	497	413	254	251	202	348	70.0
Females.....		2	2	2	2	2	2	2	2	2	2	2	2		
Construction	9,724	53,855	55,925	61,965	72,294	82,528	90,832	94,718	97,042	95,866	88,980	77,823	63,498	43,187	44.5
Males.....		53,740	55,812	61,840	72,164	82,409	90,698	94,595	96,911	95,741	88,849	77,680	63,350	43,171	44.5
Females.....		115	114	125	130	119	134	123	131	125	131	148	148	34	23.0
Brick, stone, and cement work.....	950	4,823	5,097	5,839	6,092	7,560	8,123	8,385	8,485	8,544	7,962	6,848	6,109	3,721	43.6
Males.....		4,822	5,096	5,838	6,091	7,559	8,122	8,384	8,484	8,543	7,961	6,847	6,108	3,721	43.6
Females.....		1	1	1	1	1	1	1	1	1	1	1	1		
Electrical contracting.....	428	3,128	2,995	3,111	3,162	3,108	3,161	3,168	3,319	3,244	3,184	3,125	3,034	324	9.8
Males.....		3,124	2,992	3,108	3,160	3,107	3,160	3,167	3,318	3,243	3,182	3,124	3,032	326	9.8
Females.....		4	3	3	2	1	1	1	1	1	2	1	2	3	(1)
Erecting or installing machinery.....	164	661	735	762	725	726	735	723	755	761	702	811	925	264	28.5
Males.....		661	735	762	725	726	735	723	755	761	702	811	925	264	28.5
General contracting.....	3,554	21,068	22,305	24,612	27,556	31,310	34,972	37,615	38,869	37,989	35,280	31,573	26,048	17,781	45.7
Males.....		21,073	22,280	24,596	27,541	31,296	34,956	37,602	38,853	37,973	35,263	31,555	26,031	17,780	45.8
Females.....		15	16	16	15	14	16	13	16	16	17	18	17	5	(1)

¹ Not computed owing to small number represented.

TABLE A.—Fluctuation in employment in industries other than mining and quarrying in Ohio, 1914 to 1929, by occupation group, industry, and sex—Continued

1927: WAGE EARNERS—Continued

Industry and sex	Number of establishments reporting	Number employed on the 15th of each month												Variation from maximum		
		January	February	March	April	May	June	July	August	September	October	November	December	Number	Per cent	
Construction—Continued.																
Oil, gas, and water, drilling or producing.....	708	3,935	3,907	3,988	3,871	3,821	3,941	4,134	4,169	4,102	4,043	3,646	3,434	735	17.6	
Males.....		3,933	3,904	3,985	3,868	3,818	3,938	4,131	4,166	4,099	4,040	3,643	3,431	735	17.6	
Females.....		2	3	3	3	3	3	3	3	3	3	3	3	1	(1)	
Painting and decorating.....	932	1,941	2,421	3,186	4,149	4,738	4,821	4,238	4,023	3,797	3,497	2,977	2,455	2,880	59.7	
Males.....		1,895	2,377	3,133	4,090	4,687	4,780	4,206	3,986	3,761	3,446	2,909	2,384	2,885	60.4	
Females.....		46	44	53	59	51	41	32	37	46	51	68	71	39	(1)	
Plastering, including lathing.....	318	1,368	1,462	1,440	1,473	1,521	1,647	2,061	2,102	2,099	1,957	1,822	1,512	734	34.9	
Males.....		1,368	1,462	1,440	1,473	1,521	1,647	2,061	2,102	2,099	1,957	1,822	1,512	734	34.9	
Plumbing and steam fitting.....	832	4,915	4,720	4,746	4,873	4,933	5,091	5,274	5,568	5,816	5,854	5,502	5,163	1,134	19.4	
Males.....		4,915	4,720	4,746	4,873	4,933	5,091	5,274	5,568	5,816	5,854	5,502	5,163	1,134	19.4	
Sand and gravel excavating.....	148	899	1,041	1,285	1,542	1,619	1,712	1,741	1,767	1,787	1,682	1,432	1,135	888	49.7	
Males.....		897	1,039	1,283	1,540	1,617	1,710	1,738	1,764	1,784	1,679	1,429	1,132	887	49.7	
Females.....		2	2	2	2	2	2	3	3	3	3	3	3	1	(1)	
Sheet-metal work and roofing.....	441	2,550	2,578	2,526	2,711	2,778	2,942	3,050	3,162	3,307	3,139	3,014	2,992	781	23.6	
Males.....		2,548	2,576	2,524	2,709	2,777	2,940	3,048	3,160	3,305	3,137	3,012	2,990	781	23.6	
Females.....		2	2	2	2	1	2	2	2	2	2	2	2	1	(1)	
Street, road, and sewer contracting.....	1,093	7,448	7,730	9,580	14,628	19,364	22,627	23,307	23,776	23,232	20,416	15,797	9,523	16,328	68.7	
Males.....		7,410	7,692	9,540	14,585	19,321	22,563	23,242	23,712	23,183	20,369	15,751	9,479	16,302	68.8	
Females.....		38	38	40	43	43	64	65	64	49	47	46	44	27	(1)	
Ventilating and heating.....	121	863	749	713	717	774	821	854	916	1,048	1,112	1,108	996	399	35.9	
Males.....		862	748	712	716	773	820	853	915	1,047	1,111	1,107	995	399	35.9	
Females.....		1	1	1	1	1	1	1	1	1	1	1	1	0	(1)	
Construction, n. o. c.....	35	236	186	177	195	276	239	168	131	140	152	173	172	145	52.5	
Males.....		232	182	173	193	274	236	166	128	137	148	168	168	146	53.3	
Females.....		4	4	4	2	2	3	2	3	3	4	5	4	3	(1)	
Fisheries.....	21	191	172	262	338	368	329	293	292	303	295	313	244	196	53.3	
Males.....		191	172	262	338	368	329	293	292	303	295	313	244	196	53.3	
Manufactures.....	9,880	632,210	657,457	671,792	671,009	668,891	667,795	647,318	646,204	650,729	639,925	621,418	614,579	57,213	8.5	
Males.....		532,076	553,767	566,139	566,685	564,873	564,249	544,860	541,042	540,479	528,066	512,434	511,083	55,602	9.8	
Females.....		100,134	103,690	105,653	104,324	104,018	103,546	102,458	105,162	110,250	111,859	108,984	103,496	11,725	10.5	
Chemicals and allied products.....	433	18,697	18,977	19,707	19,561	19,176	19,067	18,865	19,003	20,329	19,139	18,762	18,370	1,959	9.6	
Males.....		16,961	17,213	17,873	17,756	17,435	17,382	17,220	17,330	18,626	17,314	16,952	16,674	1,952	10.5	
Females.....		1,736	1,764	1,834	1,805	1,741	1,685	1,645	1,673	1,703	1,825	1,810	1,696	189	10.3	

Blackening, polishing, and cleansing preparations.....	18	263	273	302	284	257	224	209	231	225	245	252	231	93	30.8
Males.....		173	189	199	186	178	171	161	183	152	193	192	178	38	19.1
Females.....		90	84	103	98	79	53	48	48	43	52	60	53	50	(1)
Chemicals, acids, and wood distillation.....	68	4,038	4,070	4,126	4,029	4,009	3,982	3,846	3,882	3,944	3,959	3,928	3,849	280	6.8
Males.....		4,067	4,029	4,084	3,998	3,984	3,950	3,816	3,856	3,915	3,910	3,884	3,806	276	6.8
Females.....		31	41	42	31	25	32	30	26	29	49	44	41	24	(1)
Dyestuffs and extracts.....	5	338	337	360	374	368	353	343	347	346	351	354	367	87	9.9
Males.....		329	328	351	364	358	342	333	337	338	340	345	358	86	9.9
Females.....		9	9	9	10	10	11	10	10	8	11	9	9	3	(1)
Explosives.....	8	195	193	187	190	190	186	182	200	201	207	200	202	21	10.1
Males.....		195	193	187	190	190	186	182	198	197	201	193	196	15	7.5
Females.....		1	1	1	1	1	1	1	2	4	6	7	7	7	(1)
Fertilizers, tankage.....	31	945	1,001	1,200	1,261	1,114	1,080	1,167	1,196	1,196	1,106	1,004	1,026	1,381	59.4
Males.....		944	1,000	1,199	1,260	1,113	1,079	1,166	1,195	1,195	1,105	1,003	1,025	1,381	59.4
Females.....		1	1	1	1	1	1	1	1	1	1	1	1	1	(1)
Ink, printing and writing.....	17	477	489	481	481	470	460	466	460	457	459	452	458	37	7.6
Males.....		455	462	459	456	446	437	437	427	430	434	432	444	35	7.6
Females.....		22	27	22	25	24	23	29	33	27	25	20	19	19	(1)
Oil, linseed, lubricating, and cottonseed.....	15	244	258	446	261	265	249	203	212	208	249	253	247	243	54.5
Males.....		241	253	442	257	259	247	202	210	206	247	251	245	240	54.3
Females.....		3	5	4	4	6	2	1	2	2	2	2	2	5	(1)
Paint and varnish.....	103	3,339	3,506	3,529	3,630	3,743	3,787	3,730	3,583	3,693	3,660	3,523	3,480	448	11.8
Males.....		3,071	3,213	3,226	3,384	3,450	3,408	3,270	3,389	3,359	3,234	3,200	3,079	379	11.0
Females.....		268	293	303	334	350	337	322	313	304	301	289	280	91	25.3
Patent medicines and drug compounds.....	65	1,119	1,184	1,209	1,185	1,135	1,119	1,111	1,151	1,165	1,192	1,215	1,155	104	8.6
Males.....		620	677	704	686	652	651	655	662	684	687	688	666	84	11.9
Females.....		499	507	505	499	483	468	456	489	481	505	527	489	71	13.5
Petroleum refining.....	36	3,662	3,656	3,720	3,751	3,635	3,586	3,554	3,570	3,485	3,388	3,370	3,227	524	14.0
Males.....		2,991	2,993	3,028	3,100	3,023	2,981	2,974	3,006	2,875	2,708	2,690	2,585	515	16.6
Females.....		671	663	692	651	612	605	580	573	610	680	680	642	119	17.2
Salt.....	6	705	718	709	699	653	606	599	755	756	751	703	697	103	13.6
Males.....		631	644	630	619	582	620	612	668	652	654	620	610	86	12.9
Females.....		74	74	79	80	71	82	87	87	104	97	83	78	33	31.7
Soaps, candles, grease, and tallow.....	51	3,164	3,144	3,288	3,267	3,212	3,214	3,198	3,251	3,372	3,406	3,357	3,280	262	7.7
Males.....		3,128	3,116	3,249	3,231	3,176	3,178	3,218	3,162	3,218	3,335	3,367	3,319	251	7.5
Females.....		36	28	39	36	36	36	33	33	37	39	38	36	11	(1)
Chemicals, n. o. c.....	10	148	148	150	149	125	125	147	156	151	166	151	142	41	24.7
Males.....		116	116	115	113	93	90	102	100	98	109	101	98	26	22.4
Females.....		32	32	35	36	35	35	45	56	53	57	50	44	25	(1)
Food and kindred products.....	1,601	28,061	28,342	28,288	28,285	28,809	30,575	30,231	30,547	35,576	34,462	32,199	30,460	7,515	21.1
Males.....		22,651	22,675	22,618	22,750	23,150	24,456	24,390	24,559	27,188	26,517	25,282	24,045	4,570	16.8
Females.....		5,410	5,667	5,670	5,535	5,659	6,119	5,832	6,088	8,388	7,945	6,917	6,415	2,978	35.5
Bakery products.....	520	8,506	8,578	8,490	8,613	8,574	8,680	8,545	8,551	8,731	8,776	8,816	8,703	326	3.7
Males.....		6,545	6,562	6,472	6,553	6,490	6,577	6,461	6,460	6,573	6,537	6,621	6,606	161	2.4
Females.....		1,961	2,016	2,018	2,060	2,084	2,103	2,084	2,091	2,158	2,239	2,195	2,097	278	12.4
Canning and preserving.....	88	625	673	620	633	775	1,083	1,273	1,355	3,301	2,847	1,350	807	2,681	81.2
Males.....		382	393	366	466	519	1,128	840	861	3,132	1,526	816	503	2,766	88.3
Females.....		243	280	254	217	259	555	433	494	2,169	1,321	534	304	1,915	90.0

1 Not computed owing to small number represented.

TABLE A.—Fluctuation in employment in industries other than mining and quarrying in Ohio, 1914 to 1929, by occupation group, industry, and sex—Continued

1927: WAGE EARNERS—Continued

Industry and sex	Number of establishments reporting	Number employed on the 15th of each month												Variation from maximum	
		January	February	March	April	May	June	July	August	September	October	November	December	Number	Per cent
Manufactures—Continued.															
Food and kindred products—Continued.															
Coffee, spices, and peanuts, roasting and grinding.....	36	1,078	1,148	1,158	1,109	1,098	1,123	1,132	1,121	1,186	1,246	1,201	1,177	168	13.5
Males.....		587	607	614	591	599	605	608	598	626	643	635	622	56	8.7
Females.....		491	541	544	518	499	518	524	523	560	603	566	555	112	18.6
Confectionery.....	122	2,694	2,722	2,736	2,484	2,460	2,549	2,409	2,653	3,334	3,625	3,359	3,113	1,216	33.5
Males.....		1,242	1,189	1,187	1,076	1,087	1,116	1,082	1,149	1,436	1,555	1,393	1,243	479	30.8
Females.....		1,452	1,533	1,549	1,408	1,373	1,433	1,327	1,504	1,898	2,070	1,966	1,870	743	35.9
Cordials, sirups, and flavoring extracts.....	27	685	719	721	690	766	756	720	714	810	910	885	817	225	24.7
Males.....		457	469	469	457	457	460	459	460	485	504	492	470	47	9.3
Females.....		228	250	252	233	309	296	261	254	325	406	393	347	178	43.8
Dairy products and ice cream.....	329	5,755	5,819	5,954	6,198	6,540	6,964	7,151	7,009	6,849	6,602	6,277	6,187	1,396	19.5
Males.....		5,388	5,429	5,531	5,723	6,038	6,437	6,633	6,510	6,335	6,093	5,799	5,703	1,245	18.8
Females.....		367	390	423	475	502	527	518	499	514	509	478	484	160	30.4
Flour-mill and grist-mill products.....	251	2,030	2,006	1,997	1,953	1,941	1,956	2,013	2,089	2,049	2,034	2,016	1,991	148	7.1
Males.....		1,958	1,933	1,924	1,883	1,872	1,885	1,939	2,013	1,975	1,956	1,944	1,921	141	7.0
Females.....		72	73	73	70	69	71	74	76	74	78	72	70	9	(1)
Food preparations.....	27	1,017	1,053	1,012	959	961	1,033	1,024	1,077	1,125	1,148	1,090	1,048	189	16.5
Males.....		813	849	807	775	774	821	808	840	860	873	837	811	99	11.3
Females.....		204	204	205	184	187	212	216	237	265	275	253	237	91	33.1
Oleomargarine.....	4	195	193	189	181	189	193	191	196	214	215	215	215	34	15.8
Males.....		169	167	165	161	165	167	167	170	182	183	184	185	24	13.0
Females.....		26	26	24	20	24	26	24	26	32	32	31	30	12	(1)
Slaughtering and meat packing.....	181	5,182	5,132	5,111	5,084	5,185	5,302	5,425	5,415	5,495	5,566	5,616	5,642	558	9.9
Males.....		4,818	4,780	4,785	4,756	4,834	4,926	5,056	5,083	5,105	5,163	5,196	5,223	467	8.9
Females.....		364	352	326	328	351	376	369	382	390	403	420	419	94	22.4
Sugar.....	6	138	144	147	149	153	168	177	193	238	1,236	1,197	600	1,098	88.8
Males.....		137	143	146	148	152	167	172	192	236	1,228	1,189	599	1,091	88.8
Females.....		1	1	1	1	1	1	1	1	1	8	1	1	7	(1)
Food and kindred products, n. o. c.....	10	156	155	153	162	164	168	171	174	244	257	177	160	104	40.5
Males.....		155	154	152	161	163	167	170	173	243	256	176	159	104	40.6
Females.....		1	1	1	1	1	1	1	1	1	1	1	1	1	(1)
Iron and steel and their products.....	1,700	224,127	232,185	236,391	232,453	229,310	230,842	222,382	219,443	217,489	212,620	207,057	208,537	29,334	12.4
Males.....		217,233	225,167	229,232	225,290	222,039	223,642	215,299	212,443	210,495	205,560	199,957	201,627	29,275	12.8
Females.....		6,894	7,018	7,159	7,163	7,271	7,200	7,083	7,000	6,994	7,060	7,100	6,910	377	5.2

Blast-furnace products.....	19	8,272	8,385	8,639	8,664	8,574	8,818	8,677	8,536	8,408	8,311	8,149	8,081	737	8.4
Males.....		8,257	8,370	8,623	8,648	8,559	8,802	8,662	8,520	8,393	8,296	8,135	8,069	733	8.3
Females.....		15	15	16	16	15	16	15	16	15	15	14	12	4	(1)
Boilers and tanks.....	48	2,512	2,526	2,467	2,752	2,750	2,815	2,659	2,607	2,587	2,562	2,383	2,406	432	15.3
Males.....		2,511	2,525	2,466	2,751	2,749	2,814	2,658	2,606	2,586	2,561	2,382	2,405	432	15.4
Females.....		1	1	1	1	1	1	1	1	1	1	1	1		
Bolts, nuts, washers, and rivets.....	24	4,535	4,603	4,673	4,676	4,694	4,617	4,488	4,486	4,455	4,446	4,223	4,178	516	11.0
Males.....		3,726	3,762	3,824	3,826	3,815	3,752	3,660	3,653	3,618	3,666	3,470	3,428	398	10.4
Females.....		809	841	849	850	879	865	838	833	837	780	753	750	129	14.7
Burial vaults, steel.....	10	337	371	372	359	332	314	321	314	320	366	359	363	58	15.6
Males.....		336	370	371	358	331	313	320	313	319	365	358	363	58	15.6
Females.....		1	1	1	1	1	1	1	1	1	1	1	1		(1)
Calculating machines.....	29	8,322	8,374	8,268	8,227	7,789	7,666	7,798	7,852	8,052	8,261	8,611	8,716	950	10.9
Males.....		7,297	7,336	7,242	7,180	6,766	6,739	6,734	6,766	6,930	7,092	7,329	7,413	679	9.2
Females.....		1,025	1,038	1,026	1,047	1,023	1,027	1,064	1,086	1,122	1,169	1,282	1,303	280	21.5
Cutlery and tools.....	69	3,401	3,382	3,380	3,322	3,357	3,318	3,198	3,360	3,358	3,313	3,302	3,301	203	6.0
Males.....		2,935	2,892	2,892	2,837	2,853	2,832	2,730	2,843	2,850	2,845	2,896	2,908	205	7.0
Females.....		466	490	488	485	504	486	468	517	508	468	406	398	119	23.0
Doors and shutters, iron and steel.....	9	685	695	667	655	659	670	671	683	720	696	752	776	121	15.6
Males.....		683	693	666	654	658	669	669	681	719	695	752	774	120	15.5
Females.....		2	1	1	1	1	1	2	2	1	1	2	2		(1)
Files.....	4	292	293	297	291	316	333	344	347	346	355	368	369	78	21.1
Males.....		259	258	265	261	287	303	314	317	316	322	334	335	77	23.0
Females.....		33	35	32	30	29	30	30	30	30	33	34	34	6	(1)
Forgings.....	38	3,912	3,908	3,807	3,708	3,723	3,757	3,435	3,494	3,309	3,494	3,485	3,547	603	15.4
Males.....		3,691	3,720	3,607	3,537	3,544	3,576	3,261	3,348	3,164	3,343	3,308	3,396	556	14.9
Females.....		221	188	200	171	179	181	174	146	145	151	177	151	76	34.4
Foundry and machine-shop products.....	1,126	86,408	88,932	90,392	89,758	88,226	88,115	86,086	84,099	82,722	81,092	79,275	79,377	11,117	12.3
Males.....		83,715	86,174	87,536	86,886	85,287	85,246	83,268	81,396	80,050	78,365	76,466	76,691	11,070	12.6
Females.....		2,693	2,758	2,856	2,872	2,939	2,869	2,818	2,703	2,672	2,727	2,809	2,686	267	9.1
Gas engines and tractors.....	18	2,320	2,339	2,359	2,385	2,365	2,331	2,272	2,205	2,116	2,086	2,019	1,989	396	16.6
Males.....		2,320	2,339	2,359	2,385	2,365	2,331	2,272	2,205	2,116	2,086	2,019	1,989	396	16.6
Nails and spikes, cut, wrought, and wire.....	4	349	194	293	289	317	322	303	305	306	293	274	258	155	44.4
Males.....		314	159	261	257	284	287	270	271	276	260	245	226	155	49.4
Females.....		35	35	37	32	33	35	33	34	30	33	29	32	8	(1)
Pumps and windmills.....	27	2,606	2,688	2,744	2,671	2,686	2,697	2,594	2,482	2,607	2,401	2,362	2,453	382	13.9
Males.....		2,595	2,677	2,733	2,661	2,675	2,686	2,583	2,471	2,499	2,394	2,355	2,445	378	13.8
Females.....		11	11	11	10	11	11	11	11	8	7	7	8	4	(1)
Safes and vaults.....	10	2,013	2,018	2,068	2,112	2,159	2,138	2,066	1,955	1,951	1,982	1,993	2,006	208	9.6
Males.....		2,012	2,017	2,067	2,111	2,158	2,137	2,065	1,954	1,950	1,981	1,992	2,005	208	9.6
Females.....		1	1	1	1	1	1	1	1	1	1	1	1		
Saws.....	8	110	98	90	86	93	88	93	108	109	105	113	115	29	25.2
Males.....		110	98	90	86	93	88	93	108	109	105	113	115	29	25.2
Screws, machine and wood.....	6	459	481	550	581	570	575	546	525	494	491	478	499	122	21.0
Males.....		302	306	338	351	349	345	345	334	324	320	314	320	49	14.0
Females.....		157	175	212	230	221	230	201	191	170	171	164	179	73	31.7
Sewing machines.....	3	1,076	1,063	1,053	1,049	1,050	1,079	1,085	1,125	1,134	1,121	1,085	1,080	85	7.5
Males.....		1,024	1,011	1,002	997	993	1,011	1,022	1,057	1,065	1,053	1,029	1,028	72	6.8
Females.....		52	52	51	52	57	68	63	68	69	68	66	64	18	(1)

1 Not computed owing to small number represented.

TABLE A.—Fluctuation in employment in industries other than mining and quarrying in Ohio, 1914 to 1929, by occupation group, industry, and sex—Continued

1927: WAGE EARNERS—Continued

Industry and sex	Number of establishments reporting	Number employed on the 15th of each month												Variation from maximum	
		January	February	March	April	May	June	July	August	September	October	November	December	Number	Per cent
Manufactures—Continued.															
Food and kindred products—Continued.															
Springs, coil	23	436	453	456	458	439	461	453	484	492	498	482	435	58	11.8
Males		391	405	410	405	385	403	396	420	430	429	422	379	51	11.9
Females		45	48	46	53	54	58	67	64	62	64	60	56	19	(¹)
Springs, steel, car and carriage	6	407	434	465	517	505	500	469	436	431	401	353	370	164	31.7
Males		342	361	384	437	427	422	399	384	373	333	298	316	139	31.8
Females		65	73	81	80	78	78	70	52	58	68	55	54	29	(¹)
Steel works and rolling mills	66	75,354	80,220	82,425	79,248	78,568	80,180	75,040	73,428	72,731	70,509	67,735	70,087	14,690	17.8
Males		74,814	79,688	81,890	78,724	78,036	79,620	74,490	72,898	72,210	69,968	67,217	69,586	14,673	17.9
Females		540	532	535	524	532	560	550	530	521	541	518	501	59	10.5
Stoves and furnaces	90	8,385	8,721	8,692	8,773	8,661	8,375	8,249	8,775	9,166	9,603	9,654	8,780	1,405	14.6
Males		8,081	8,412	8,397	8,461	8,344	8,109	7,965	8,464	8,821	9,231	9,296	8,459	1,331	14.3
Females		304	309	295	312	317	266	284	311	345	372	358	321	106	28.5
Tin plate and terneplate	8	5,025	4,944	4,896	4,312	4,113	4,020	4,355	4,490	4,458	3,904	3,757	3,174	1,851	36.8
Males		4,835	4,764	4,713	4,164	3,953	3,852	4,199	4,328	4,302	3,754	3,631	3,053	1,782	36.9
Females		190	180	183	158	160	168	156	162	156	150	126	121	69	36.3
Wire	10	4,800	4,928	4,964	5,004	4,789	4,970	4,685	4,822	4,745	4,665	4,332	4,673	672	13.4
Males		4,681	4,812	4,849	4,886	4,667	4,850	4,566	4,701	4,630	4,547	4,214	4,554	672	13.8
Females		119	116	115	118	122	120	119	121	115	118	118	119	7	5.7
Wirework, wire rope, and cable	34	693	701	747	808	858	823	841	805	776	774	729	729	165	19.2
Males		607	613	653	713	766	742	728	743	703	677	675	637	159	20.8
Females		86	88	94	95	92	96	95	98	102	99	99	92	16	15.7
Iron and steel, n. o. c.	11	1,418	1,433	1,622	1,748	1,717	1,745	1,672	1,684	1,767	1,894	1,729	1,765	1,088	58.7
Males		1,395	1,405	1,594	1,724	1,695	1,713	1,640	1,602	1,742	1,872	1,707	1,740	1,085	59.4
Females		23	28	28	24	22	32	32	22	25	22	22	25	10	(¹)
Leather and leather products	137	16,211	16,754	16,355	15,985	15,826	15,747	16,490	17,010	17,301	16,945	16,025	15,575	1,726	10.0
Males		9,309	9,601	9,395	9,186	9,102	9,035	9,416	9,655	9,823	9,656	9,235	8,979	844	8.6
Females		6,902	7,153	6,960	6,799	6,724	6,712	7,064	7,355	7,478	7,289	6,790	6,596	882	11.8
Boots, shoes, cut stock, and findings	54	13,412	13,902	13,583	13,209	13,115	13,012	13,801	14,261	14,462	14,092	13,119	12,687	1,775	12.3
Males		7,119	7,373	7,216	7,025	6,874	7,252	7,497	7,625	7,466	7,048	6,800	6,800	825	10.8
Females		6,293	6,529	6,367	6,184	6,145	6,138	6,549	6,764	6,837	6,626	6,071	5,887	950	13.9
Gloves and mittens, leather	3	206	196	192	189	182	178	183	184	185	185	189	190	28	13.6
Males		65	63	63	64	62	60	62	61	60	61	63	67	7	(¹)
Females		141	135	129	128	127	122	116	122	124	124	126	123	25	17.7

PART 2.—GENERAL TABLE

Leather, tanned, curried, and finished	17	1,582	1,613	1,560	1,539	1,529	1,564	1,581	1,569	1,573	1,561	1,544	1,532	84	5.2
Males		1,476	1,501	1,468	1,442	1,434	1,467	1,477	1,463	1,477	1,468	1,448	1,442	67	4.5
Females		106	112	92	97	95	97	104	106	96	93	96	90	22	19.6
Saddlery and harness	15	214	230	230	225	226	217	220	218	224	227	240	234	26	10.8
Males		209	224	225	220	221	212	213	214	228	230	240	233	24	10.3
Females		5	6	5	5	5	5	7	4	6	7	7	6	3	(1)
Trunks and valises	18	249	250	220	229	209	229	217	201	210	201	205	228	49	19.6
Males		199	208	189	191	176	186	183	175	176	172	174	186	36	17.3
Females		50	42	31	38	33	43	34	26	34	29	31	42	24	(1)
Leather, n. o. c.	30	548	561	570	591	558	543	483	578	638	669	728	704	245	33.7
Males		241	232	234	244	239	236	229	245	257	259	269	256	40	14.9
Females		307	329	336	347	319	307	254	333	381	410	459	448	205	44.7
Liquors and beverages	155	1,639	1,672	1,731	1,829	2,041	2,253	2,439	2,279	2,096	1,911	1,706	1,671	800	32.8
Males		1,590	1,618	1,674	1,769	1,984	2,201	2,378	2,223	2,043	1,858	1,661	1,624	788	33.1
Females		49	54	57	60	57	52	61	56	53	53	45	47	16	(1)
Malt	3	183	197	193	200	194	187	195	194	177	181	177	175	25	12.5
Males		165	176	172	179	174	172	175	180	165	169	166	166	15	8.3
Females		18	21	21	21	20	15	20	14	12	12	11	9	12	(1)
Mineral water and beverages	149	1,447	1,466	1,529	1,620	1,841	2,059	2,238	2,083	1,910	1,703	1,520	1,487	791	35.3
Males		1,418	1,435	1,495	1,583	1,806	2,024	2,199	2,041	1,871	1,664	1,488	1,451	781	35.5
Females		29	31	34	37	35	35	39	42	39	39	32	36	13	(1)
Liquors and beverages, n. o. c.	3	9	9	9	9	6	7	6	2	9	27	9	9	25	(1)
Males		7	7	7	7	4	5	4	2	7	25	7	7	23	(1)
Females		2	2	2	2	2	2	2	2	2	2	2	2	2	(1)
Lumber and its products	1,238	24,128	24,742	25,117	25,254	25,570	26,278	25,837	25,986	26,292	26,235	25,612	24,479	2,164	8.2
Males		22,506	23,057	23,426	23,532	23,850	24,527	24,026	24,229	24,450	24,334	23,737	22,653	2,021	8.2
Females		1,622	1,685	1,691	1,722	1,720	1,751	1,811	1,757	1,842	1,901	1,879	1,826	279	14.7
Baskets, wood, rattan, and willow	19	364	367	381	415	419	458	481	475	457	452	373	371	117	24.3
Males		225	223	230	254	262	275	288	287	277	283	241	226	65	22.6
Females		139	144	151	161	157	183	193	188	180	169	132	145	61	31.6
Boxes, cigar	16	245	247	247	232	243	253	264	267	271	296	293	267	64	21.6
Males		85	85	87	83	86	88	92	92	90	95	97	92	14	(1)
Females		160	162	160	149	157	165	172	175	181	201	196	175	52	25.9
Boxes and packing crates	44	1,230	1,277	1,294	1,320	1,407	1,492	1,393	1,311	1,245	1,200	1,176	1,147	345	23.1
Males		1,165	1,211	1,223	1,243	1,334	1,411	1,317	1,231	1,170	1,130	1,111	1,089	322	22.8
Females		65	66	71	77	73	81	76	80	75	70	65	58	23	(1)
Coffins and undertakers' goods	12	934	871	842	807	796	809	837	839	847	873	860	843	138	14.8
Males		768	705	678	650	637	713	688	693	703	734	717	693	131	17.1
Females		166	166	166	157	159	166	149	146	144	144	143	150	23	13.9
Cooperage and related goods	77	1,162	1,212	1,322	1,291	1,277	1,263	1,331	1,291	1,264	1,321	1,294	1,214	169	12.7
Males		1,100	1,136	1,238	1,213	1,204	1,207	1,250	1,238	1,211	1,256	1,211	1,153	169	12.4
Females		62	76	84	78	73	56	81	53	53	65	65	61	31	(1)
Furniture	169	6,684	6,974	6,957	6,732	6,778	6,772	6,533	6,883	7,248	7,373	7,472	7,125	939	12.6
Males		6,270	6,536	6,497	6,281	6,262	6,251	6,026	6,391	6,736	6,841	6,889	6,587	864	12.5
Females		414	438	460	501	516	521	508	492	512	532	583	538	169	29.0
Furniture, wicker and reed	5	137	158	154	159	144	141	142	141	145	167	169	160	30	18.0
Males		131	154	147	152	137	133	135	134	137	155	148	150	24	15.5
Females		6	4	7	7	7	8	7	7	8	12	11	10	8	(1)
Lasts	6	589	625	612	603	598	601	614	615	611	600	574	576	51	8.2
Males		512	532	522	513	513	522	519	518	518	511	490	492	42	7.9
Females		77	93	90	92	85	88	92	96	93	89	84	84	19	(1)

¹ Not computed owing to small number represented.

TABLE A.—Fluctuation in employment in industries other than mining and quarrying in Ohio, 1914 to 1929, by occupation group, industry, and sex—Continued

1927: WAGE EARNERS—Continued

Industry and sex	Number of establishments reporting	Number employed on the 15th of each month												Variation from maximum	
		January	February	March	April	May	June	July	August	September	October	November	December	Number	Per cent
Manufactures—Continued.															
Lumber and its products—Continued.															
Looking-glass and picture frames.....	10	307	312	290	269	238	243	238	242	239	255	260	253	74	23.7
Males.....		257	263	248	228	202	206	200	206	200	210	213	205	63	24.0
Females.....		50	49	42	41	36	37	38	36	39	45	47	48	14	(1)
Matches.....	5	1,413	1,493	1,438	1,443	1,390	1,407	1,407	1,383	1,526	1,553	1,540	1,633	250	15.3
Males.....		1,059	1,129	1,103	1,105	1,064	1,075	1,077	1,062	1,153	1,172	1,128	1,204	145	12.0
Females.....		354	364	335	338	326	332	330	321	373	381	412	429	108	25.2
Saw-mill and planing-mill products.....	819	9,657	9,872	9,998	10,270	10,630	11,095	10,920	10,904	10,867	10,882	9,999	9,317	1,778	16.0
Males.....		9,575	9,599	9,934	10,204	10,568	11,037	10,847	10,820	10,768	10,476	9,917	9,250	1,737	16.2
Females.....		82	73	64	66	62	58	73	84	99	106	82	67	48	45.3
Show cases.....	8	197	206	212	253	249	272	256	275	265	269	262	249	78	28.4
Males.....		194	201	207	248	244	269	252	271	260	264	256	243	77	28.4
Females.....		3	5	5	5	5	3	4	4	5	5	6	6	3	(1)
Wood bending, turning, and carving.....	40	794	842	892	886	905	899	880	763	804	808	844	850	142	15.7
Males.....		750	797	836	836	841	836	792	688	724	726	791	795	153	18.2
Females.....		44	45	56	50	64	63	88	75	80	82	53	55	44	(1)
Wood preserving.....	5	335	388	379	426	399	413	400	479	416	399	425	392	144	30.1
Males.....		335	388	379	426	399	413	400	479	416	399	425	392	144	30.1
Lumber, n. o. c.....	3	80	98	99	98	97	100	141	118	87	82	85	82	61	43.3
Males.....		80	98	99	98	97	100	141	118	87	82	85	82	61	43.3
Metals and metal products, other than iron and steel															
steel.....	506	30,485	31,473	32,666	32,684	31,906	31,701	31,122	30,781	30,914	31,259	31,022	30,590	2,199	6.7
Males.....		24,437	25,267	26,157	26,244	25,846	25,681	25,256	24,944	24,967	24,886	24,684	24,357	1,887	7.2
Females.....		6,048	6,206	6,509	6,440	6,060	6,020	5,866	5,837	5,947	6,373	6,338	6,233	672	10.3
Brass, bronze, and aluminum products.....	144	7,662	7,856	8,246	8,238	8,353	8,155	8,026	7,911	7,841	7,794	7,673	7,726	691	8.3
Males.....		7,239	7,416	7,715	7,732	7,822	7,639	7,532	7,446	7,370	7,354	7,203	7,286	619	7.9
Females.....		423	440	531	515	531	516	494	465	471	440	470	440	108	20.3
Caskets, metal.....	4	446	475	424	474	466	468	451	447	474	475	440	493	69	14.0
Males.....		370	386	334	390	379	379	375	367	391	396	359	405	71	17.5
Females.....		76	89	90	84	87	84	76	80	83	79	81	88	14	(1)
Clocks, watches, and materials.....	8	884	887	871	854	317	303	324	333	350	359	356	349	584	54.8
Males.....		876	877	863	851	248	235	253	259	273	281	283	278	342	59.3
Females.....		308	310	308	308	69	68	71	74	77	78	73	71	242	78.1

PART 2.—GENERAL TABLE

Copper, tin, and sheet-iron products.....	204	12,084	12,740	13,278	13,245	12,046	13,018	12,659	12,417	12,596	12,910	12,640	12,292	1,194	9.0
Males.....		10,045	10,510	10,972	10,989	10,799	10,857	10,614	10,366	10,519	10,581	10,389	10,115	944	8.6
Females.....		2,039	2,230	2,306	2,256	2,247	2,161	2,045	2,051	2,077	2,329	2,251	2,177	290	12.5
Electroplating.....	21	142	161	190	213	255	238	255	272	234	218	195	190	130	47.8
Males.....		142	161	187	206	240	221	241	256	221	209	192	187	114	44.5
Females.....				3	7	15	17	14	16	13	9	3	3	17	(1)
Galvanizing.....	10	170	183	181	169	174	173	177	177	187	201	207	207	88	18.4
Males.....		155	168	167	156	161	158	163	163	171	186	191	17	36	18.8
Females.....		15	15	14	14	13	13	15	14	16	15	16	17	4	(1)
Furniture and office fixtures.....	11	2,211	2,349	2,460	2,420	2,371	2,388	2,330	2,336	2,218	2,044	2,270	2,182	416	16.9
Males.....		1,977	2,097	2,205	2,176	2,134	2,165	2,123	2,119	2,007	1,826	2,054	1,984	379	17.2
Females.....		234	252	255	244	237	223	207	217	211	218	216	198	57	22.4
Gas and electric fixtures.....	40	5,613	5,515	5,643	5,694	5,678	5,610	5,616	5,591	5,777	6,007	6,017	5,933	502	8.3
Males.....		2,854	2,833	2,918	2,957	2,979	2,948	2,929	2,921	3,015	3,031	3,012	2,915	148	4.9
Females.....		2,759	2,682	2,725	2,737	2,699	2,662	2,687	2,670	2,762	2,976	3,005	3,018	386	12.8
Jewelry, including reducing and refining.....	28	539	530	536	546	553	575	551	557	544	563	566	568	45	7.8
Males.....		457	444	447	453	457	463	450	456	450	467	470	469	26	5.5
Females.....		82	86	89	93	96	112	101	101	94	96	96	99	30	26.8
Silverware and plated ware.....	13	330	378	403	381	390	375	385	393	350	351	323	315	88	21.8
Males.....		303	345	368	350	359	343	352	353	317	318	292	287	81	22.0
Females.....		27	33	35	31	31	32	33	30	33	33	31	28	8	(1)
Smelting and refining, aluminum, brass, and copper.....	9	137	135	127	128	118	110	106	109	105	110	110	106	32	23.4
Males.....		116	105	100	104	99	95	91	94	92	96	96	94	25	21.6
Females.....		21	30	27	24	19	15	15	15	13	14	14	12	18	(1)
Metal and metal products, n. o. c.....	14	267	264	307	310	290	292	246	248	238	227	225	219	91	29.4
Males.....		173	175	181	178	174	175	138	144	141	141	143	147	43	23.8
Females.....		94	89	126	132	116	117	108	104	97	86	82	72	60	45.5
Paper and printing.....	1,110	40,786	40,975	40,867	41,240	41,466	41,063	40,956	41,275	41,866	42,126	41,952	41,656	1,340	3.2
Males.....		31,514	31,738	31,687	32,079	32,084	31,895	31,849	32,118	32,405	32,609	32,501	32,485	1,095	3.4
Females.....		9,272	9,237	9,180	9,161	9,382	9,168	9,107	9,157	9,461	9,517	9,451	9,171	411	4.3
Bags, paper.....	14	1,078	1,124	1,133	1,134	1,144	1,174	1,214	1,240	1,244	1,168	1,138	1,063	166	13.3
Males.....		494	509	505	499	502	511	528	527	528	516	511	488	40	7.6
Females.....		584	615	628	635	642	663	686	713	716	652	627	585	132	18.4
Boxes, fancy and paper; drinking cups.....	76	4,145	4,112	4,139	4,105	4,096	4,108	4,022	4,154	4,230	4,431	4,410	4,250	409	9.2
Males.....		2,521	2,498	2,585	2,572	2,572	2,631	2,530	2,638	2,650	2,702	2,711	2,678	213	7.9
Females.....		1,624	1,614	1,554	1,533	1,524	1,537	1,492	1,516	1,580	1,729	1,699	1,572	237	13.7
Card cutting and designing.....	3	181	169	167	166	157	156	166	183	183	185	187	171	31	16.6
Males.....		106	102	97	97	91	92	98	99	105	105	103	98	15	14.2
Females.....		75	67	70	69	66	64	68	67	80	84	73	20	20	(1)
Engraving and diesinking.....	12	253	246	245	240	241	215	231	221	245	261	298	268	53	19.8
Males.....		131	133	131	127	130	130	135	133	143	151	143	141	24	15.9
Females.....		122	113	114	113	111	85	96	88	102	110	125	127	42	33.1
Envelopes.....	8	1,571	1,572	1,569	1,497	1,518	1,471	1,462	1,469	1,479	1,516	1,551	1,550	110	7.0
Males.....		626	636	625	616	606	598	588	602	603	610	618	608	48	7.5
Females.....		945	936	944	881	912	873	874	867	876	906	933	942	78	8.3
Labels and tags.....	10	666	663	676	657	665	683	700	724	724	713	719	739	82	11.1
Males.....		516	511	522	507	508	507	517	548	552	549	553	504	57	10.1
Females.....		150	152	154	150	157	176	183	176	172	164	166	175	33	18.0

1 Not computed owing to small number represented.

TABLE A.—Fluctuation in employment in industries other than mining and quarrying in Ohio, 1914 to 1929, by occupation group, industry, and sex—Continued

1927: WAGE EARNERS—Continued

Industry and sex	Number of establishments reporting	Number employed on the 15th of each month												Variation from maximum	
		January	February	March	April	May	June	July	August	September	October	November	December	Number	Per cent
Manufactures—Continued.															
Paper and printing—Continued.															
Paper, including stationery.....	61	8,447	8,685	8,596	8,724	8,655	8,641	8,787	8,890	8,803	8,714	8,732	8,726	433	4.9
Males.....		7,103	7,275	7,161	7,277	7,161	7,124	7,269	7,378	7,343	7,283	7,330	7,338	275	3.7
Females.....		1,344	1,410	1,435	1,447	1,494	1,517	1,518	1,502	1,460	1,431	1,402	1,388	174	11.5
Photo-engraving.....	42	669	674	675	681	687	690	682	727	736	721	719	739	70	9.5
Males.....		660	665	665	671	677	681	673	711	718	706	703	723	63	8.7
Females.....		9	9	10	10	10	9	9	16	18	15	16	16	9	(1)
Printing and publishing.....	822	22,326	22,287	22,202	22,563	22,811	22,456	22,256	22,240	22,711	22,831	22,693	22,647	629	2.8
Males.....		18,055	18,106	18,071	18,381	18,497	18,342	18,208	18,169	18,407	18,561	18,442	18,494	506	2.7
Females.....		4,271	4,181	4,131	4,182	4,314	4,114	4,048	4,071	4,304	4,270	4,251	4,163	366	6.2
Stereotyping and electrotyping.....	44	886	880	901	907	908	881	909	920	935	982	982	936	102	10.4
Males.....		850	849	865	874	876	854	874	883	897	938	906	893	89	9.5
Females.....		36	31	36	33	32	27	35	37	38	44	45	43	18	(1)
Paper and printing, n. o. c.....	18	564	563	564	566	584	528	527	534	576	604	582	547	77	12.7
Males.....		452	454	460	459	464	425	429	430	459	488	479	470	63	12.9
Females.....		112	109	104	108	120	103	98	104	117	116	103	77	43	35.8
Rubber products.....	128	53,773	54,916	56,317	58,054	59,988	59,813	59,760	59,658	57,910	56,288	55,414	55,845	6,215	10.4
Males.....		44,647	45,462	46,538	48,261	49,933	49,802	49,507	48,954	46,801	45,349	44,630	45,389	5,303	10.6
Females.....		9,126	9,454	9,779	9,793	10,055	10,011	10,253	10,704	11,109	10,939	10,784	10,456	1,963	17.9
Druggists' sundries and toys, rubber.....	41	3,416	3,589	3,688	3,673	3,574	3,726	3,840	3,841	3,900	3,957	3,897	3,865	541	13.7
Males.....		2,336	2,445	2,433	2,393	2,309	2,386	2,476	2,501	2,500	2,621	2,589	2,559	312	11.9
Females.....		1,080	1,144	1,255	1,280	1,265	1,340	1,364	1,340	1,347	1,336	1,306	1,306	284	20.8
Tires and tubes.....	54	49,339	50,302	51,674	53,440	55,415	55,055	54,817	54,679	52,821	50,944	50,196	50,871	6,076	11.0
Males.....		41,479	42,189	43,381	45,170	46,869	46,621	46,212	45,623	43,427	41,731	41,081	41,998	5,788	12.3
Females.....		7,860	8,113	8,293	8,270	8,546	8,434	8,605	9,056	9,394	9,213	9,115	8,873	1,534	16.3
Rubber garments.....	10	149	168	219	228	222	224	260	289	306	292	273	251	157	51.3
Males.....		37	45	45	45	43	47	47	51	52	50	47	45	15	(1)
Females.....		112	123	174	183	179	177	213	238	254	242	226	206	142	55.9
Rubber, n. o. c.....	23	869	857	736	713	777	808	843	849	883	1,095	1,048	858	382	34.9
Males.....		795	783	679	653	712	748	772	779	769	947	913	787	294	31.0
Females.....		74	74	57	60	65	60	71	70	114	148	135	71	91	61.5
Stone, clay and glass.....	768	40,013	42,185	44,214	44,817	44,545	44,944	42,780	44,453	44,410	43,699	42,897	40,983	4,931	11.0
Males.....		33,776	35,686	37,537	38,383	38,145	38,774	37,046	38,338	38,048	37,282	36,371	34,683	4,998	12.9
Females.....		6,237	6,499	6,677	6,434	6,400	6,170	5,734	6,115	6,362	6,417	6,526	6,300	943	14.4

Brick and tile, clay	167	8,258	8,743	9,125	9,712	9,710	10,194	10,082	10,316	10,241	9,945	9,389	9,097	2,058	19.9
Males		7,801	7,780	8,169	8,777	8,759	9,244	9,129	9,352	9,207	8,921	8,354	8,083	2,051	21.9
Females		957	963	956	935	951	950	953	964	1,034	1,024	1,035	1,014	100	9.7
Cement	15	1,186	1,205	1,315	1,434	1,468	1,540	1,529	1,560	1,641	1,641	1,522	1,440	374	24.0
Males		1,178	1,198	1,308	1,427	1,462	1,531	1,520	1,549	1,630	1,611	1,449	1,333	371	24.0
Females		8	7	7	7	7	9	9	11	11	11	11	11	5	(1)
Concrete products	175	972	1,016	1,206	1,408	1,499	1,601	1,582	1,564	1,640	1,408	1,262	1,077	629	39.3
Males		970	1,015	1,204	1,406	1,497	1,599	1,562	1,562	1,638	1,406	1,260	1,075	629	39.3
Females		2	1	2	2	2	2	2	2	2	2	2	2	1	(1)
Glass	31	7,042	7,792	8,689	8,848	8,499	8,597	7,747	8,211	8,374	8,293	8,552	8,299	1,647	19.0
Males		5,844	6,525	7,302	7,184	7,156	7,254	6,614	6,981	7,054	6,938	7,176	7,029	1,458	20.0
Females		1,198	1,267	1,387	1,364	1,343	1,343	1,133	1,230	1,320	1,355	1,376	1,270	254	18.3
Glass cutting and ornamenting	24	280	333	330	354	371	352	343	343	333	362	390	389	110	28.2
Males		198	207	210	221	225	214	211	218	215	226	234	244	46	18.9
Females		82	126	120	133	146	138	132	125	123	136	156	145	74	47.4
Lime	5	289	338	355	395	375	374	365	366	358	378	276	231	164	41.5
Males		289	338	355	395	375	374	365	366	358	378	276	231	164	41.5
Marble and stone work; stone yards	93	966	1,062	1,073	1,086	1,053	1,069	1,169	1,120	1,139	1,087	1,079	928	241	20.6
Males		965	1,061	1,072	1,085	1,052	1,068	1,168	1,119	1,138	1,086	1,078	927	241	20.6
Females		1	1	1	1	1	1	1	1	1	1	1	1	1	(1)
Mirrors	14	196	201	205	210	201	203	204	220	216	228	231	212	35	15.2
Males		184	189	191	197	188	192	192	209	205	215	220	201	36	16.4
Females		12	12	14	13	13	11	12	11	11	13	11	11	3	(1)
Pottery, terra-cotta and fire-clay products	169	19,257	19,962	20,307	19,994	19,628	19,223	18,086	18,956	18,968	18,881	18,767	17,997	2,810	11.4
Males		15,296	15,861	16,138	16,034	15,711	15,526	14,614	15,211	15,143	15,034	14,866	14,170	1,968	12.2
Females		3,961	4,101	4,169	3,960	3,917	3,697	3,472	3,745	3,825	3,847	3,911	3,827	697	16.7
Stone and clay, crushing and grinding	45	363	377	394	414	451	510	489	504	526	516	460	410	163	31.0
Males		363	377	394	414	451	510	489	504	523	513	457	407	160	30.6
Females										3	3	3	3	3	(1)
Wall plaster, including hydrated lime	11	786	728	757	828	860	861	761	848	752	678	629	595	266	30.9
Males		786	728	757	828	860	861	761	848	752	678	629	595	266	30.9
Stone, clay and glass, n. o. c.	19	418	428	423	434	430	423	445	417	401	402	402	404	44	9.9
Males		402	407	407	415	409	401	403	419	385	376	382	388	43	10.3
Females		16	21	21	19	21	19	20	26	32	26	20	16	1	(1)
Textiles	679	41,257	42,375	42,964	42,403	42,158	41,564	41,195	41,862	42,630	43,532	42,400	41,411	2,339	5.4
Males		13,713	14,065	13,997	13,947	13,770	13,608	13,595	13,646	13,844	13,844	13,689	13,537	528	3.8
Females		27,544	28,551	28,899	28,406	28,211	27,794	27,587	28,267	28,884	29,690	28,711	27,874	2,146	7.2
Awnings, tents, and sails; auto fabric	48	1,560	1,691	1,977	2,289	2,447	2,265	1,972	1,649	1,615	1,631	1,593	1,446	1,001	40.9
Males		864	837	945	1,066	1,205	1,126	976	849	813	875	766	681	561	45.2
Females		696	854	1,032	1,223	1,242	1,137	996	800	802	756	710	681	541	45.2
Bags, other than paper	14	238	228	260	276	278	270	289	277	271	282	280	247	54	19.1
Males		60	55	57	62	63	60	60	66	64	62	62	59	47	(1)
Females		178	173	203	214	215	210	209	211	207	220	198	188	11	21.4
Clothing, men's	175	15,038	15,325	15,496	15,242	15,127	14,970	14,800	14,765	15,203	15,334	15,248	15,173	731	4.7
Males		3,981	3,996	4,077	4,048	3,965	4,000	3,871	3,873	3,908	3,892	3,822	3,921	206	5.1
Females		11,057	11,329	11,419	11,194	11,142	10,970	10,938	10,892	11,295	11,442	11,326	11,252	550	4.8
Clothing, women's	100	4,777	5,122	5,249	5,002	4,766	4,621	5,115	5,284	5,200	5,191	4,903	4,840	669	12.6
Males		1,278	1,307	1,293	1,240	1,127	1,105	1,275	1,298	1,255	1,239	1,185	1,165	202	15.5
Females		3,499	3,815	3,956	3,762	3,639	3,516	3,840	3,986	3,946	4,051	3,718	3,675	552	13.6

¹ Not computed owing to small number represented.

TABLE A.—Fluctuation in employment in industries other than mining and quarrying in Ohio, 1914 to 1929, by occupation group, industry, and sex—Continued

1927: WAGE EARNERS—Continued

Industry and sex	Number of establishments reporting	Number employed on the 15th of each month												Variation from maximum	
		January	February	March	April	May	June	July	August	September	October	November	December	Number	Per cent
Manufactures—Continued.															
Textiles—Continued.															
Cordage, twine, jute, and linen goods.....	7	744	710	731	765	708	561	644	620	547	610	678	730	218	28.5
Males.....		604	571	585	605	569	445	517	494	443	489	540	582	162	26.8
Females.....		140	139	146	160	149	116	127	126	104	121	138	148	56	35.0
Cotton goods and small wares.....	6	116	118	108	108	112	111	107	113	114	113	116	115	10	8.5
Males.....		28	29	28	28	28	29	29	27	26	28	29	32	6	(1)
Females.....		88	89	80	80	84	82	80	86	88	85	87	83	6	(1)
Custom tailoring, men's and women's.....	75	1,411	1,522	1,553	1,638	1,591	1,549	1,458	1,409	1,502	1,625	1,604	1,558	229	14.0
Males.....		657	692	730	756	733	718	692	680	725	736	730	716	99	13.1
Females.....		754	830	817	882	858	831	766	729	777	889	868	842	160	18.0
Dyeing and finishing textiles.....	13	530	547	525	516	522	518	541	524	531	566	553	576	60	10.4
Males.....		416	429	415	407	417	428	437	429	430	457	457	470	63	13.4
Females.....		114	118	110	109	105	90	104	95	101	109	101	106	28	23.7
Flags, banners, and regalia.....	10	853	877	886	874	846	864	835	824	884	894	908	863	110	11.8
Males.....		326	343	348	329	314	317	321	312	338	359	348	358	47	13.1
Females.....		527	534	538	545	532	547	514	512	546	575	560	525	63	11.0
Furnishing goods, men's.....	12	348	357	356	337	343	350	355	357	353	373	416	432	95	22.0
Males.....		84	57	56	56	55	55	54	52	53	55	55	56	5	(1)
Females.....		264	300	300	281	288	295	301	305	300	318	361	376	95	25.3
Gloves, cloth.....	27	2,143	2,125	2,154	2,105	2,114	2,223	2,373	2,518	2,514	2,491	2,470	2,364	413	16.4
Males.....		268	266	265	259	263	260	270	280	287	282	251	273	30	10.4
Females.....		1,880	1,859	1,889	1,846	1,851	1,963	2,097	2,238	2,227	2,209	2,195	2,091	383	17.2
Hats and caps, other than felt, straw, or wool.....	23	497	495	502	472	472	466	475	488	495	493	463	448	54	10.8
Males.....		172	169	167	170	172	168	164	173	170	172	163	159	14	8.1
Females.....		325	326	335	324	300	298	311	315	325	321	295	289	40	13.7
Hosiery and knit goods.....	33	3,597	3,698	3,755	3,754	3,844	3,959	3,853	4,156	4,259	4,561	4,110	3,694	904	21.7
Males.....		814	820	866	867	846	865	838	860	885	910	894	848	96	10.5
Females.....		2,783	2,860	2,889	2,887	2,998	3,094	3,015	3,296	3,374	3,651	3,225	2,846	868	24.2
Mattresses, pillows and cotton felt.....	32	992	1,025	1,037	1,051	1,072	1,057	1,073	1,079	1,065	1,068	1,007	1,000	87	8.1
Males.....		743	750	788	772	790	791	808	808	787	787	730	736	72	8.0
Females.....		249	267	269	279	282	266	265	271	278	281	268	264	33	11.7
Milinery and lace goods.....	37	1,442	1,503	1,476	1,368	1,121	1,073	1,089	1,308	1,359	1,236	1,090	963	540	35.9
Males.....		332	348	333	325	314	328	329	371	374	320	295	290	84	22.5
Females.....		1,110	1,155	1,143	1,043	807	745	760	937	985	916	795	673	462	41.7
Oilcloth and linoleum.....	3	588	603	607	612	610	637	637	652	647	655	583	575	80	12.2
Males.....		569	584	592	600	598	626	626	640	635	643	571	563	80	12.4
Females.....		19	19	15	12	12	11	11	12	12	12	12	12	8	(1)

PART 2.—GENERAL TABLE

Silk and silk goods.....	7	1,891	1,963	1,938	1,842	1,947	1,940	1,934	1,884	1,936	1,973	2,011	2,080	238	11.4
Males.....		722	760	769	726	761	786	765	721	755	762	803	841	120	14.3
Females.....		1,169	1,203	1,169	1,116	1,186	1,174	1,169	1,163	1,181	1,211	1,208	1,239	123	9.9
Woolen, worsted, and wool-felt goods.....	18	3,579	3,590	3,446	3,225	3,335	3,234	2,825	3,068	3,148	3,339	3,535	3,319	754	21.1
Males.....		1,349	1,338	1,302	1,220	1,252	1,216	1,135	1,209	1,242	1,316	1,324	1,213	214	15.9
Females.....		2,230	2,252	2,144	2,005	2,083	2,018	1,690	1,859	1,906	2,023	2,211	2,101	540	24.2
Textiles, n. o. c.....	30	908	865	908	908	908	896	829	887	896	930	982	988	159	16.1
Males.....		476	455	463	461	465	465	435	444	456	460	487	505	70	13.9
Females.....		432	410	445	444	438	431	394	443	440	470	495	483	101	20.4
Tobacco manufactures.....	160	10,717	11,044	10,920	10,708	10,307	10,550	10,284	10,435	10,394	10,881	10,920	10,417	780	6.9
Males.....		2,658	2,679	2,643	2,667	2,517	2,492	2,328	2,338	2,341	2,378	2,347	2,348	341	12.7
Females.....		8,059	8,365	8,277	8,041	7,790	8,058	7,925	8,097	8,053	8,503	8,573	8,069	783	9.1
Chewing and smoking tobacco and snuff.....	8	1,434	1,516	1,467	1,480	1,499	1,500	1,464	1,475	1,474	1,446	1,327	1,399	189	12.5
Males.....		1,770	1,798	1,780	1,782	1,779	1,789	1,759	1,747	1,753	1,741	1,688	1,723	110	13.8
Females.....		655	718	687	698	720	720	705	728	721	705	639	676	89	8.9
Cigars and cigarettes.....	99	7,353	7,544	7,623	7,153	6,915	7,186	7,279	7,473	7,495	7,836	8,049	7,528	1,134	14.1
Males.....		1,237	1,233	1,218	1,186	1,134	1,138	1,150	1,176	1,183	1,202	1,237	1,225	103	8.3
Females.....		6,116	6,311	6,405	5,967	5,781	6,048	6,129	6,297	6,312	6,634	6,812	6,303	1,031	15.1
Tobacco rehandlers.....	53	1,930	1,984	1,830	2,075	1,893	1,855	1,541	1,487	1,425	1,599	1,544	1,490	650	31.3
Males.....		642	648	645	699	604	565	450	415	405	435	422	400	299	42.8
Females.....		1,288	1,336	1,185	1,376	1,289	1,290	1,091	1,072	1,020	1,164	1,122	1,090	356	25.9
Vehicles.....	319	40,676	57,966	61,390	62,132	61,220	57,187	50,642	49,055	47,646	44,577	40,910	43,692	21,222	34.2
Males.....		47,297	55,118	58,328	59,003	58,064	48,548	47,916	48,548	45,201	40,200	38,639	41,527	20,364	34.5
Females.....		2,379	2,848	3,062	3,129	3,156	3,113	2,726	2,507	2,445	2,377	2,271	2,165	991	31.4
Airplanes and parts.....	7	500	578	667	677	657	698	670	589	532	360	344	373	354	50.7
Males.....		494	572	661	670	651	691	663	582	525	354	338	364	353	51.1
Females.....		6	6	6	7	6	7	7	7	7	6	6	9	3	(¹)
Automobiles and parts.....	203	41,790	49,273	52,220	53,790	53,065	49,336	43,206	42,147	41,239	38,021	34,254	37,460	19,536	36.3
Males.....		39,560	46,622	49,374	50,902	50,188	46,486	40,752	39,948	39,126	35,987	32,288	35,497	18,614	36.6
Females.....		2,230	2,651	2,846	2,888	2,897	2,850	2,454	2,199	2,113	2,034	1,966	1,963	924	32.2
Bicycles, motor cycles, and parts.....	6	459	490	493	521	551	537	565	509	647	695	715	742	283	38.1
Males.....		412	442	441	465	489	482	512	447	579	620	639	679	267	39.3
Females.....		47	48	52	56	62	55	53	62	68	75	76	63	29	(¹)
Carriages and sleds, children's.....	8	1,260	1,513	1,589	1,610	1,610	1,634	1,697	1,807	1,933	2,035	1,783	1,175	860	42.3
Males.....		1,173	1,380	1,441	1,443	1,433	1,446	1,494	1,583	1,692	1,793	1,576	1,060	733	40.9
Females.....		87	133	148	167	177	188	203	224	241	242	207	115	155	64.0
Carriages, wagons, and materials.....	67	1,147	1,177	1,212	1,211	1,218	1,202	1,201	1,199	1,200	1,193	1,209	1,205	71	5.8
Males.....		1,138	1,167	1,202	1,200	1,204	1,189	1,192	1,184	1,184	1,173	1,193	1,190	66	5.5
Females.....		9	10	10	11	14	13	9	15	16	20	16	15	11	(¹)
Cars, steam and street railroad.....	14	1,277	1,513	1,872	1,836	1,471	1,087	1,039	872	870	937	968	1,005	1,002	53.5
Males.....		1,277	1,513	1,872	1,836	1,471	1,087	1,039	872	870	937	968	1,005	1,002	53.5
Ship and boat building.....	13	3,196	3,367	3,281	2,931	2,569	2,637	2,216	1,896	1,179	1,290	1,593	1,682	2,188	65.0
Males.....		3,196	3,367	3,281	2,931	2,569	2,637	2,216	1,896	1,179	1,290	1,593	1,682	2,188	65.0
Vehicles, n. o. c.....	1	47	55	56	56	59	56	48	46	46	46	44	50	15	(¹)
Males.....		47	55	56	56	59	56	48	46	46	46	44	50	15	(¹)
Miscellaneous manufactures.....	946	52,640	53,851	54,865	55,624	56,569	56,211	54,345	54,417	55,976	56,249	54,538	50,903	5,666	10.0
Males.....		43,784	44,662	44,966	45,768	46,777	46,518	44,581	43,868	44,445	44,279	42,749	41,155	5,622	12.0
Females.....		8,856	9,189	9,899	9,856	9,792	9,693	9,764	10,549	11,531	11,970	11,789	9,748	3,114	26.0
Agricultural implements.....	35	4,073	4,298	4,354	4,173	4,064	3,945	3,752	3,794	3,876	3,938	3,934	3,842	602	13.8
Males.....		4,025	4,249	4,308	4,129	4,025	3,906	3,713	3,755	3,836	3,896	3,894	3,803	595	13.8
Females.....		48	47	46	44	39	39	39	39	40	42	40	39	9	(¹)

¹ Not computed owing to small number represented.

TABLE A.—Fluctuation in employment in industries other than mining and quarrying in Ohio, 1914 to 1929 by occupation group, industry, and sex—Continued

1927: WAGE EARNERS—Continued

Industry and sex	Number of establishments reporting	Number employed on the 15th of each month												Variation from maximum		
		January	February	March	April	May	June	July	August	September	October	November	December	Number	Per cent	
Manufactures—Continued.																
Miscellaneous manufactures—Continued.																
Batteries, dry and storage	36	3,121	2,992	2,917	2,933	2,992	3,134	3,362	3,674	4,101	4,436	3,723	3,202	1,519	34.2	
Males		2,570	2,476	2,431	2,461	2,471	2,505	2,685	2,842	3,130	3,370	2,795	2,507	939	27.9	
Females		551	516	486	472	521	629	677	832	971	1,066	928	695	594	55.7	
Brooms and mops	27	314	348	359	327	323	303	299	289	310	319	323	324	70	19.5	
Males		271	295	307	272	269	252	249	247	264	265	272	266	60	19.5	
Females		43	53	52	55	54	51	50	42	46	54	56	58	16	(1)	
Brushes	23	389	438	434	460	419	424	408	368	362	375	377	382	98	21.3	
Males		251	296	307	326	303	306	294	267	236	243	239	241	90	27.6	
Females		138	142	127	134	116	118	114	101	126	132	138	141	41	28.9	
Coke	6	1,463	1,470	1,470	1,369	1,340	1,458	1,514	1,523	1,537	1,512	1,377	1,317	220	14.3	
Males		1,463	1,470	1,470	1,369	1,340	1,458	1,514	1,523	1,537	1,512	1,377	1,317	220	14.3	
Dairymen's, pouterers', and apiarists' supplies	5	727	705	662	557	559	533	554	665	712	740	744	753	220	29.2	
Males		662	669	628	528	536	508	528	629	672	702	705	712	204	28.7	
Females		35	36	34	29	23	25	26	36	40	38	39	41	16	(1)	
Dentists' supplies	18	534	535	528	543	543	533	534	506	531	531	538	538	37	6.8	
Males		360	357	344	346	346	344	350	333	330	341	348	350	30	5.5	
Females		174	182	184	197	197	189	184	173	191	190	190	188	24	12.2	
Electrical machinery	168	22,947	23,367	24,728	25,643	26,088	24,521	22,430	21,673	21,377	21,826	21,762	21,144	4,944	19.0	
Males		19,741	20,137	20,393	21,335	21,838	20,745	18,936	17,844	17,775	17,433	17,692	17,463	4,375	20.0	
Females		3,206	3,230	4,335	4,308	4,250	3,773	3,494	3,829	4,102	4,393	4,070	3,681	1,137	26.2	
Enameling and japanning	14	498	482	492	470	515	580	544	493	472	649	660	614	190	24.8	
Males		387	374	379	372	403	440	416	389	430	494	486	430	122	24.7	
Females		111	108	113	98	112	140	128	104	133	155	174	175	77	44.0	
Fire extinguishers, chemical	5	355	349	371	386	390	400	412	384	376	349	350	359	63	15.3	
Males		339	332	354	369	375	387	399	372	364	338	338	347	67	16.3	
Females		16	17	17	17	15	13	13	12	12	11	12	12	6	(1)	
Foundry supplies	7	207	216	215	214	208	204	204	200	190	173	175	180	43	19.9	
Males		203	212	211	210	204	204	200	196	186	169	171	176	43	20.3	
Females		4	4	4	4	4	4	4	4	4	4	4	4			
Fur goods	18	107	98	93	102	115	131	140	147	155	168	175	149	22	46.9	
Males		57	54	55	53	62	68	69	70	74	80	79	72	26	(1)	
Females		50	44	38	44	53	63	71	77	81	88	96	77	58	(1)	

PART 2.—GENERAL TABLE

Hand stamps, stencils, and brands.....	18	267	270	273	282	290	303	314	321	317	300	291	286	54	16.8
Males.....		183	187	191	191	186	185	181	184	179	182	182	186	12	6.3
Females.....		84	83	82	91	104	118	133	137	138	118	108	100	56	40.6
Ice, manufactured.....	123	1,299	1,314	1,469	1,648	2,198	2,846	3,143	2,985	2,766	2,344	1,461	1,248	1,895	60.3
Males.....		1,295	1,310	1,464	1,643	2,193	2,840	3,137	2,980	2,762	2,340	1,460	1,246	1,891	60.3
Females.....		4	4	5	5	5	6	6	5	4	4	1	2	4	(1)
Instruments, professional and scientific.....	16	387	378	387	406	403	421	419	422	402	411	454	465	87	18.7
Males.....		289	292	302	331	327	329	323	311	301	313	313	323	42	12.7
Females.....		98	86	85	75	76	92	96	95	91	110	141	142	67	47.2
Models and patterns.....	91	1,010	977	1,030	1,008	945	915	918	914	877	874	885	885	156	15.1
Males.....		1,008	975	1,028	1,006	943	913	916	912	875	872	883	883	156	15.2
Females.....		2	2	2	2	2	2	2	2	2	2	2	2		
Musical instruments and materials.....	9	904	973	909	875	807	825	799	762	774	814	870	901	211	21.7
Males.....		712	707	727	699	658	658	637	611	613	641	671	694	156	20.3
Females.....		192	206	182	176	149	167	162	151	161	173	199	207	58	28.0
Optical goods.....	36	398	416	420	435	405	401	402	391	399	408	417	412	44	10.1
Males.....		357	371	376	384	361	355	358	350	359	366	374	370	34	8.9
Females.....		41	45	44	51	44	46	44	41	40	42	43	42	11	(1)
Paving materials.....	7	35	38	54	97	187	180	201	353	373	372	306	145	338	90.6
Males.....		35	38	54	97	187	180	201	353	373	372	306	145	338	90.6
Pens, fountain, stylographic, and gold.....	5	204	212	218	217	221	223	225	252	271	285	293	257	89	30.4
Males.....		135	137	139	137	140	140	147	153	163	171	174	165	39	22.4
Females.....		69	75	79	80	81	83	78	94	108	114	119	92	50	42.0
Photographic apparatus and materials.....	8	100	99	108	111	122	130	134	134	144	152	170	166	71	41.8
Males.....		57	59	61	61	67	70	71	74	80	81	85	85	28	(1)
Females.....		43	40	47	50	55	60	63	60	64	71	85	81	45	(1)
Pianos, organs, and materials.....	18	1,743	1,746	1,688	1,638	1,576	1,538	1,517	1,544	1,616	1,676	1,626	1,568	229	13.1
Males.....		1,593	1,600	1,541	1,500	1,447	1,459	1,398	1,420	1,480	1,480	1,483	1,414	207	12.9
Females.....		150	146	147	138	129	129	124	124	136	149	143	149	26	17.3
Radios and parts.....	13	1,025	586	554	479	493	561	822	1,593	2,325	2,309	2,394	885	1,915	80.0
Males.....		487	340	284	272	298	346	450	578	907	970	874	558	698	72.0
Females.....		538	246	270	207	195	215	372	1,015	1,418	1,338	1,520	327	1,215	37.2
Roofing materials.....	8	1,045	1,054	1,062	1,200	1,262	1,293	1,250	1,213	1,216	1,192	1,107	1,067	248	19.2
Males.....		1,035	1,043	1,051	1,190	1,251	1,285	1,242	1,205	1,208	1,184	1,099	1,059	250	19.5
Females.....		10	11	11	10	11	8	8	8	8	8	8	8	3	(1)
Signs and advertising novelties.....	62	1,584	1,714	1,658	1,796	1,815	1,853	1,865	1,889	1,836	1,890	1,907	1,834	323	16.9
Males.....		1,174	1,288	1,217	1,311	1,333	1,362	1,368	1,361	1,327	1,327	1,367	1,338	194	14.2
Females.....		410	426	441	485	482	491	497	528	509	533	540	496	130	24.1
Soda-water apparatus.....	5	564	714	635	549	491	454	417	403	387	379	402	460	335	46.9
Males.....		504	654	575	489	431	395	358	344	327	319	342	400	335	51.2
Females.....		60	60	60	60	60	59	59	59	60	60	60	60	1	(1)
Sporting and athletic goods.....	15	1,240	1,291	1,283	1,285	1,325	1,331	1,315	1,221	1,232	1,244	1,292	1,366	145	10.6
Males.....		803	830	821	837	861	856	839	764	776	782	812	845	97	11.3
Females.....		437	461	462	448	464	475	476	457	456	462	480	521	84	16.1
Toys and games.....	35	3,009	3,044	3,138	3,135	3,086	3,249	3,099	3,086	3,157	3,262	3,198	3,003	250	7.9
Males.....		1,381	1,397	1,414	1,421	1,396	1,453	1,426	1,406	1,429	1,476	1,436	1,367	109	7.4
Females.....		1,628	1,647	1,724	1,714	1,690	1,796	1,673	1,680	1,728	1,786	1,762	1,636	168	9.4
Umbrellas and canes.....	5	176	176	185	189	186	192	199	197	197	188	188	192	23	11.6
Males.....		71	74	76	74	74	74	81	80	78	72	73	78	10	(1)
Females.....		105	102	109	113	112	118	118	117	119	116	115	114	17	14.3

1 Not computed owing to small number represented.

TABLE A.—Fluctuation in employment in industries other than mining and quarrying in Ohio, 1914 to 1929, by occupation group, industry, and sex—Continued

1927: WAGE EARNERS—Continued

Industry and sex	Number of establishments reporting	Number employed on the 15th of each month												Variation from maximum	
		January	February	March	April	May	June	July	August	September	October	November	December	Number	Per cent
Manufactures—Continued.															
Miscellaneous manufactures—Continued.															
Upholstering furniture, not manufactured	11	311	321	376	359	339	366	336	353	417	437	401	374	126	28.8
Males		277	286	340	319	299	300	309	291	323	332	330	314	63	18.5
Females		34	35	36	40	40	66	77	62	94	105	71	60	71	67.6
Washing machines and clothes wringers	20	753	816	801	777	773	800	719	691	657	686	724	686	159	19.5
Males		719	776	767	735	733	761	687	657	623	655	693	656	153	19.7
Females		34	40	34	42	40	39	32	34	34	31	31	30	12	(1)
Window shades and fixtures	11	112	196	222	253	275	245	219	206	217	225	195	187	103	37.5
Males		131	140	156	173	186	171	158	151	164	170	152	148	55	29.6
Females		41	56	66	80	89	74	61	55	53	55	43	39	60	(1)
Miscellaneous manufactures, n. o. c.	68	1,679	1,711	1,772	1,708	1,814	1,865	1,829	1,771	1,807	1,816	1,814	1,717	186	10.0
Males		1,179	1,172	1,195	1,121	1,234	1,290	1,246	1,195	1,245	1,246	1,243	1,188	139	11.0
Females		500	539	577	587	580	605	583	576	562	570	571	529	105	17.4
Service															
Males	7,598	82,215	82,608	83,922	88,236	88,952	90,308	88,760	88,395	89,855	88,838	87,377	86,128	8,088	9.0
Females		48,957	49,259	50,116	53,845	54,059	54,733	53,756	53,850	54,487	53,250	52,078	50,998	5,776	10.6
Advertising	55	33,258	33,349	33,806	34,391	34,393	35,570	35,004	4,545	35,368	35,588	35,299	35,130	2,330	6.5
Males		641	630	663	747	768	736	715	720	693	708	710	699	138	18.0
Females		582	555	596	643	663	651	603	634	612	640	621	627	108	16.3
Banks	632	59	75	67	104	105	85	112	86	81	68	89	72	53	47.3
Males		1,661	1,636	1,642	1,661	1,638	1,644	1,657	1,637	1,638	1,634	1,658	1,645	27	1.6
Females		1,191	1,167	1,151	1,154	1,142	1,140	1,143	1,139	1,143	1,143	1,157	1,152	52	4.4
Barbers and hair dressers	95	470	469	491	507	496	504	514	498	495	491	501	493	45	8.8
Males		583	582	584	595	630	665	670	642	640	651	641	636	58	13.1
Females		304	302	306	304	311	312	328	325	331	334	327	328	32	9.6
Bowling alleys and parks	195	279	280	276	291	319	353	342	317	309	317	314	308	77	21.8
Males		982	1,018	1,069	1,797	2,218	3,418	3,538	3,796	2,845	1,633	1,344	1,257	2,814	74.1
Females		942	976	1,057	1,728	2,025	2,638	2,725	2,963	2,006	1,581	1,300	1,214	2,021	68.2
Churches	49	40	42	42	69	193	780	813	833	237	52	44	43	793	95.2
Males		487	483	492	492	482	406	306	326	422	454	503	502	197	39.2
Females		219	219	219	224	217	180	142	168	194	213	231	232	90	38.5
Clubs, athletic, country, and yacht	184	268	264	273	268	265	226	164	158	228	241	272	270	115	42.1
Males		2,175	2,147	2,346	3,094	3,598	3,815	4,063	3,995	3,932	3,485	2,832	2,410	1,916	47.2
Females		1,619	1,613	1,794	2,519	2,920	3,117	3,320	3,287	3,216	2,828	2,524	1,824	1,707	51.4
Females		556	534	552	575	678	698	743	708	716	657	580	556	209	28.1

Garages.....	1,624	11,297	11,385	11,553	13,021	12,220	12,260	12,075	12,086	11,798	11,526	11,819	11,307	1,724	13.2
Males.....		11,276	11,362	11,531	12,999	12,197	12,239	12,056	12,066	11,778	11,506	11,299	11,288	1,723	13.3
Females.....		21	23	22	22	23	21	19	20	20	20	20	19	1	(1)
Hospitals.....	173	7,739	7,804	7,867	7,834	7,892	8,043	8,176	8,164	8,230	8,159	8,069	8,104	491	6.0
Males.....		1,726	1,729	1,776	1,757	1,786	1,817	1,863	1,825	1,824	1,818	1,801	1,824	137	7.4
Females.....		6,013	6,075	6,091	6,077	6,106	6,226	6,313	6,339	6,406	6,341	6,268	6,280	393	6.1
Hotels.....	360	10,695	10,600	10,629	10,780	10,941	11,024	11,121	11,002	11,019	11,197	11,229	10,954	629	5.6
Males.....		5,397	5,358	5,361	5,460	5,494	5,552	5,540	5,452	5,492	5,617	5,654	5,489	296	5.2
Females.....		5,298	5,242	5,268	5,320	5,447	5,472	5,581	5,550	5,527	5,580	5,575	5,465	339	6.1
Laundries and dry cleaners.....	449	11,953	12,059	12,404	12,951	12,953	12,916	13,019	12,718	12,901	12,908	12,619	12,569	1,066	8.2
Males.....		4,640	4,689	4,848	5,114	5,121	5,025	4,994	4,962	5,015	5,042	4,912	4,843	481	9.4
Females.....		7,313	7,370	7,556	7,837	7,832	7,891	8,025	7,756	7,886	7,866	7,707	7,726	712	8.9
Offices.....	1,403	4,695	4,760	4,879	4,928	4,910	4,958	4,973	4,969	4,984	5,012	5,029	5,023	334	6.6
Males.....		4,453	4,471	4,505	4,559	4,582	4,673	4,713	4,692	4,708	4,700	4,721	4,727	274	5.8
Females.....		242	289	374	369	328	285	260	277	276	312	308	296	132	35.3
Office buildings.....	421	5,037	5,133	5,152	5,278	5,316	5,199	5,180	5,205	5,225	5,240	5,297	5,305	279	5.2
Males.....		2,927	2,990	3,005	3,098	3,105	3,029	3,009	3,032	3,018	3,020	3,073	3,092	178	5.7
Females.....		2,110	2,143	2,147	2,180	2,211	2,170	2,171	2,173	2,207	2,220	2,224	2,213	114	5.1
Photographers.....	37	202	200	206	212	225	226	231	236	229	221	219	239	39	16.3
Males.....		132	134	135	137	140	140	145	138	141	139	141	147	15	10.2
Females.....		70	66	71	75	85	91	88	88	88	82	78	92	26	(1)
Professional.....	35	120	129	133	141	181	204	212	211	200	184	144	121	92	43.4
Males.....		104	109	114	120	147	166	170	172	166	153	124	101	71	41.3
Females.....		16	20	19	21	34	38	42	39	34	31	20	20	26	(1)
Restaurants.....	1,004	11,323	11,340	11,443	11,607	11,834	11,987	12,010	11,992	12,268	12,255	12,217	12,140	945	7.7
Males.....		5,466	5,513	5,527	5,584	5,652	5,696	5,721	5,762	5,931	5,789	5,773	5,702	465	7.8
Females.....		5,857	5,827	5,916	6,023	6,182	6,291	6,289	6,230	6,337	6,466	6,444	6,438	639	9.9
Schools and colleges.....	99	4,051	4,064	4,066	4,078	4,044	3,814	2,059	1,950	3,813	4,243	4,197	4,090	2,293	54.0
Males.....		2,265	2,298	2,314	2,308	2,295	2,253	1,366	1,325	2,214	2,366	2,334	2,295	1,041	44.0
Females.....		1,786	1,766	1,772	1,770	1,749	1,561	693	625	1,599	1,877	1,863	1,795	1,252	66.7
Servants in private homes.....	118	514	528	523	575	583	598	588	574	587	578	564	550	79	13.3
Males.....		235	247	245	278	309	316	307	297	303	288	278	260	81	25.6
Females.....		279	281	278	297	277	281	291	284	290	290	286	290	23	7.7
Shoe repair.....	18	161	157	161	167	177	175	179	181	185	184	187	183	30	16.0
Males.....		152	148	152	158	168	166	170	172	175	174	176	173	28	15.9
Females.....		9	9	9	9	9	9	9	9	9	10	10	10	2	(1)
Social agencies.....	109	1,127	1,168	1,158	1,194	1,194	1,244	1,193	1,160	1,121	1,136	1,181	1,204	123	9.9
Males.....		269	295	287	297	314	309	287	279	261	277	305	319	58	13.2
Females.....		858	873	871	897	880	935	906	881	860	859	876	885	77	8.2
Theaters.....	275	4,453	4,495	4,514	4,420	4,175	3,981	3,877	3,996	4,275	4,687	4,805	4,747	928	19.3
Males.....		3,219	3,274	3,286	3,189	2,974	2,824	2,731	2,802	3,014	3,392	3,497	3,440	766	21.9
Females.....		1,234	1,221	1,228	1,231	1,201	1,157	1,146	1,194	1,261	1,295	1,308	1,307	162	12.4
Undertakers.....	83	296	308	295	301	293	301	292	290	290	296	297	297	13	4.3
Males.....		284	289	281	287	280	287	279	286	277	280	281	276	13	4.5
Females.....		14	14	14	14	13	14	13	13	13	16	16	16	3	(1)
Steam railroads.....	7	450	470	540	533	470	531	525	526	506	531	516	487	90	16.7
Males.....		450	470	540	533	470	531	525	526	506	531	516	487	90	16.7
Females.....										1	1	1	1	(1)	

1 Not computed owing to small number represented.

TABLE A.—Fluctuation in employment in industries other than mining and quarrying in Ohio, 1914 to 1929, by occupation group, industry, and sex—Continued

1927: WAGE EARNERS—Continued

Industry and sex	Number of establishments reporting	Number employed on the 15th of each month												Variation from maximum	
		January	February	March	April	May	June	July	August	September	October	November	December	Number	Per cent
Service—Continued															
Stockyards.....	28	209	208	209	209	227	265	263	266	249	267	269	271	63	23.2
Males.....		208	207	208	208	226	264	262	265	248	266	268	270	68	23.3
Females.....		1	1	1	1	1	1	1	1	1	1	1	1		
Telegraph and telephone.....	378	20,415	20,414	20,380	20,695	20,806	21,043	21,366	21,348	21,266	21,311	21,213	20,876	986	4.6
Males.....		8,244	8,165	8,069	8,155	8,139	8,218	8,312	8,398	8,334	8,461	8,361	8,454	402	4.8
Females.....		12,171	12,249	12,321	12,540	12,667	12,825	13,054	12,950	12,932	12,850	12,852	12,422	883	6.8
Taxicab and bus service.....	133	2,467	2,491	2,503	2,528	2,672	2,685	2,662	2,666	2,609	2,634	2,612	2,649	218	8.1
Males.....		2,462	2,486	2,498	2,523	2,667	2,678	2,654	2,658	2,602	2,628	2,604	2,641	216	8.1
Females.....		5	5	5	5	5	7	8	8	7	6	8	8	3	(1)
Transportation, by water.....	32	1,134	1,263	1,285	1,405	1,640	1,629	1,660	1,628	1,603	1,532	1,275	993	667	40.2
Males.....		1,134	1,263	1,285	1,404	1,639	1,628	1,659	1,627	1,602	1,530	1,273	993	666	40.1
Females.....		1	1	1	1	1	1	1	1	1	2	2	2	1	(1)
Waterworks.....	23	181	176	197	198	207	258	271	253	257	228	253	208	95	35.1
Males.....		181	176	197	198	207	258	271	253	257	228	253	208	95	35.1
Y. M. C. A. and Y. W. C. A.....	34	751	749	751	750	742	735	731	734	761	753	761	759	30	3.9
Males.....		338	334	339	341	338	312	317	324	337	324	329	329	29	8.5
Females.....		413	415	412	409	404	423	414	410	424	429	432	430	28	6.5
Service, n. o. c.....	146	1,270	1,238	1,342	1,649	1,938	1,954	1,890	1,812	1,799	1,694	1,555	1,392	716	36.6
Males.....		1,217	1,187	1,285	1,587	1,879	1,891	1,827	1,748	1,729	1,626	1,492	1,316	704	37.2
Females.....		53	51	57	62	59	63	63	64	70	68	63	76	25	(1)
Trade, retail and wholesale															
.....	8,526	56,567	56,517	57,227	58,200	58,184	58,647	57,805	57,932	58,457	59,576	59,696	61,608	5,091	8.3
Males.....		46,036	46,143	46,437	47,212	47,251	47,482	47,433	47,480	47,818	48,468	48,127	49,211	3,175	6.5
Females.....		10,531	10,374	10,790	10,988	10,933	11,165	10,372	10,452	10,639	11,108	11,569	12,397	2,025	16.3
Retail delivery, milk, ice, and water.....	107	1,665	1,623	1,572	1,584	1,643	1,692	1,737	1,725	1,732	1,715	1,650	1,606	180	10.3
Males.....		1,662	1,620	1,569	1,581	1,640	1,689	1,734	1,722	1,749	1,714	1,649	1,605	180	10.3
Females.....		3	3	3	3	3	3	3	3	3	1	1	1	0	(1)
Stores, retail and wholesale.....	7,195	45,821	45,654	46,384	47,113	46,976	47,184	46,340	46,416	46,659	47,886	48,473	50,757	5,103	10.1
Males.....		35,786	35,823	36,142	36,672	36,642	36,649	36,560	36,597	36,667	37,439	37,561	38,966	3,180	8.2
Females.....		10,035	9,831	10,242	10,441	10,334	10,535	9,780	9,819	9,992	10,447	10,912	11,791	2,011	17.1
Yards, lumber, coal, and scrap.....	1,224	9,081	9,240	9,271	9,503	9,565	9,771	9,728	9,791	10,046	9,975	9,573	9,245	965	9.6
Males.....		8,588	8,700	8,726	8,959	8,969	9,144	9,139	9,161	9,402	9,315	8,917	8,640	814	8.7
Females.....		493	540	545	544	596	627	589	630	644	660	656	605	167	25.3

Transportation and public utilities	1,561	63,672	63,021	63,794	65,730	67,188	68,799	70,254	70,179	69,954	69,540	67,278	64,581	7,283	10.3
Males.....		51,295	50,539	51,239	52,950	54,271	55,713	56,936	57,000	56,803	56,470	54,209	51,946	6,461	11.3
Females.....		12,377	12,482	12,555	12,780	12,917	13,086	13,318	13,179	13,151	13,070	13,069	12,635	941	7.1
Drayage and storage	730	8,071	8,213	8,393	8,643	8,779	9,181	8,837	8,684	9,045	9,098	8,831	8,719	1,110	12.1
Males.....		8,050	8,168	8,343	8,591	8,721	9,124	8,784	8,662	9,022	9,076	8,809	8,697	1,074	11.8
Females.....		21	45	50	52	58	57	53	22	23	22	22	22	37	(1)
Electric light and power	110	10,195	9,908	10,400	10,742	10,850	10,812	10,769	10,683	10,423	10,332	10,113	10,186	942	8.7
Males.....		10,170	9,882	10,376	10,715	10,822	10,776	10,729	10,646	10,392	10,299	10,082	10,156	940	8.7
Females.....		25	26	24	27	28	36	40	37	31	33	31	30	16	(1)
Electric railroads	41	14,493	14,537	14,688	14,783	14,971	14,950	15,249	15,304	15,270	14,932	14,708	14,192	1,112	7.3
Males.....		14,372	14,417	14,570	14,666	14,854	14,834	15,129	15,184	15,152	14,815	14,593	14,077	1,107	7.3
Females.....		121	120	118	117	117	116	120	120	118	117	115	115	6	5.0
Natural gas	52	4,606	4,262	4,153	4,912	5,316	6,046	7,126	7,449	7,408	7,304	6,233	4,812	3,296	44.2
Males.....		4,573	4,216	4,117	4,875	5,276	6,005	7,087	7,412	7,373	7,267	6,247	4,776	3,295	44.5
Females.....		33	36	36	37	40	41	39	37	35	37	36	36	8	(1)
Pipe lines (petroleum)	16	1,416	1,047	1,006	1,044	1,213	1,358	1,481	1,334	1,278	1,333	1,170	1,155	475	32.1
Males.....		1,416	1,047	1,006	1,044	1,213	1,356	1,479	1,332	1,276	1,332	1,169	1,155	473	32.0
Females.....							2	2	2	2	1	1	1	2	(1)
Transportation and public utilities, n. o. c.	11	35	42	40	38	37	41	45	38	40	38	35	38	10	(1)
Males.....		35	42	40	38	37	41	45	38	40	38	35	38	10	(1)
Females.....														10	(1)

1927: BOOKKEEPERS, STENOGRAPHERS, AND OFFICE CLERKS

ALL INDUSTRIES	38,509	148,068	148,545	149,241	150,007	150,339	151,285	151,823	152,060	152,329	151,858	151,897	152,733	4,675	3.1
Males.....		73,477	73,869	74,122	74,542	74,779	75,309	75,582	75,824	75,910	75,470	75,465	75,724	2,433	3.2
Females.....		74,581	74,676	75,119	75,465	75,560	75,976	76,241	76,236	76,419	76,388	76,432	77,009	2,242	3.2
Agriculture	1,199	318	361	396	441	426	357	332	342	350	330	330	324	123	27.9
Males.....		78	80	81	81	79	78	79	82	85	80	78	81	7	(1)
Females.....		240	281	315	360	347	279	253	260	265	250	252	243	120	33.3
Florists, fruit growers, and nurserymen	294	268	300	334	380	365	298	274	282	286	268	269	261	122	32.1
Males.....		51	53	55	56	55	54	54	55	56	54	54	55	6	(1)
Females.....		207	247	279	324	310	244	220	227	230	214	215	206	118	36.4
General farming	694	48	49	51	50	51	49	47	48	52	51	51	53	6	(1)
Males.....		18	18	18	17	17	17	17	18	20	18	17	19	3	(1)
Females.....		30	31	33	33	34	32	30	30	32	33	34	34	4	(1)
Agriculture, n. o. c.	211	12	12	11	11	10	10	11	12	12	11	10	10	2	(1)
Males.....		9	9	8	8	7	7	8	9	9	8	7	7	2	(1)
Females.....		3	3	3	3	3	3	3	3	3	3	3	3		
Construction	9,724	4,310	4,298	4,342	4,403	4,450	4,498	4,578	4,591	4,613	4,580	4,604	4,557	315	6.8
Males.....		2,248	2,227	2,256	2,283	2,310	2,328	2,410	2,411	2,443	2,407	2,427	2,398	216	8.8
Females.....		2,062	2,071	2,086	2,120	2,140	2,170	2,168	2,180	2,170	2,173	2,177	2,159	118	5.4
Brick, stone, and cement work	950	191	185	185	182	177	182	193	193	195	201	203	200	26	12.8
Males.....		126	119	117	111	106	110	118	117	118	124	128	125	22	17.2
Females.....		65	66	68	71	71	72	75	76	77	77	75	75	12	(1)
Electrical contracting	428	409	415	424	431	440	438	440	450	442	443	448	452	43	9.5
Males.....		159	158	164	170	173	171	172	176	176	179	178	181	23	12.7
Females.....		250	257	260	261	267	267	268	274	266	264	270	271	24	8.8

1 Not computed owing to small number represented.

TABLE A.—Fluctuation in employment in industries other than mining and quarrying in Ohio, 1914 to 1929, by occupation group, industry, and sex—Continued

1927: BOOKKEEPERS, STENOGRAPHERS, AND OFFICE CLERKS—Continued

Industry and sex	Number of establishments reporting	Number employed on the 15th of each month												Variation from maximum	
		January	February	March	April	May	June	July	August	September	October	November	December	Number	Per cent
Construction—Continued.															
Erecting or installing machinery.....	164	124	125	125	129	131	132	130	130	130	128	128	126	8	6.1
Males.....		73	74	74	77	78	78	76	76	75	75	74	71	7	(1)
Females.....		51	51	51	52	55	54	54	54	55	53	54	55	4	(1)
General contracting.....	3,554	1,418	1,419	1,427	1,452	1,486	1,486	1,552	1,556	1,585	1,567	1,589	1,570	171	10.8
Males.....		809	805	815	833	826	842	905	903	934	913	935	927	130	13.9
Females.....		609	614	612	619	626	644	647	653	651	654	654	643	45	6.9
Oil, gas, and water, drilling or producing.....	708	316	318	320	321	341	320	323	320	321	324	324	320	25	7.3
Males.....		289	242	242	243	264	242	246	244	246	242	241	238	26	9.8
Females.....		77	78	78	78	77	78	77	76	75	82	83	82	8	(1)
Painting and decorating.....	932	162	161	163	169	165	166	163	162	160	157	160	160	12	7.1
Males.....		55	54	56	57	58	57	58	57	55	54	53	53	5	(1)
Females.....		107	107	107	112	107	109	105	105	105	103	107	107	9	8.0
Plumbing and steam fitting.....	832	702	693	702	690	697	703	706	706	702	702	707	707	17	2.4
Males.....		292	289	292	288	290	295	292	291	294	288	292	291	7	2.4
Females.....		410	404	410	402	407	408	414	415	412	414	415	416	14	3.4
Sand and gravel excavating.....	148	96	96	99	99	101	102	105	107	110	108	106	108	14	12.7
Males.....		62	65	66	62	63	63	66	67	69	70	70	67	8	(1)
Females.....		34	33	33	37	38	39	39	40	41	38	36	36	8	(1)
Sheet-metal work and roofing.....	441	272	272	270	274	274	281	283	283	278	279	282	281	13	4.6
Males.....		108	107	104	105	105	109	110	112	109	111	112	112	8	7.1
Females.....		164	165	166	169	169	172	173	171	169	168	170	169	9	5.2
Street, road, and sewer contracting.....	1,093	434	428	444	469	494	505	507	505	507	488	473	460	79	15.6
Males.....		252	244	256	268	282	296	308	308	301	284	277	271	64	20.8
Females.....		182	184	188	201	202	209	199	197	206	204	196	189	27	12.9
Ventilating and heating.....	121	145	144	144	146	148	143	134	138	138	140	140	133	15	10.1
Males.....		55	53	54	52	50	48	42	45	50	50	50	45	13	(1)
Females.....		90	91	90	94	98	95	92	93	88	90	90	88	10	(1)
Construction, n. o. c.....	353	41	41	39	41	40	42	41	41	41	44	44	45	6	(1)
Males.....		18	17	16	17	17	17	15	16	17	17	17	17	3	(1)
Females.....		23	23	23	24	23	25	26	25	26	27	28	28	3	(1)
Manufactures.....	9,880	70,673	71,172	71,443	71,697	71,772	72,062	72,208	72,083	72,420	71,998	71,860	71,836	1,747	2.4
Males.....		39,825	40,099	40,194	40,406	40,466	40,676	40,678	40,661	40,714	40,461	40,403	40,492	889	2.2
Females.....		30,848	31,073	31,249	31,291	31,306	31,386	31,530	31,422	31,706	31,537	31,457	31,344	858	2.7
Chemicals and allied products.....	433	4,713	4,801	4,812	4,799	4,836	4,842	4,930	4,824	4,852	4,826	4,833	4,852	217	4.4
Males.....		2,239	2,262	2,274	2,284	2,302	2,361	2,361	2,336	2,322	2,326	2,315	2,316	122	5.2
Females.....		2,474	2,539	2,538	2,515	2,533	2,538	2,569	2,488	2,530	2,500	2,518	2,536	95	3.7

Blackening, cleansing, and polishing preparations.....	18	98	96	96	97	97	97	97	95	95	95	95	96	3	()
Males.....		17	17	17	17	17	17	16	16	17	17	17	18	2	()
Females.....		81	79	79	80	80	80	81	79	78	78	78	78	3	()
Chemicals, acids, and wood distillation.....	68	709	708	705	704	706	712	713	708	707	706	707	709	9	1.3
Males.....		462	464	458	459	462	464	465	468	462	466	465	469	11	2.3
Females.....		247	244	247	245	244	248	248	240	245	240	242	240	8	3.2
Fertilizers, tankage.....	31	107	114	117	119	115	113	114	117	125	116	112	110	18	14.4
Males.....		65	68	70	70	70	69	69	69	71	70	68	67	6	()
Females.....		42	46	47	49	45	44	45	48	54	46	44	43	12	()
Ink, printing and writing.....	17	113	111	113	118	118	114	114	117	119	120	119	118	9	7.5
Males.....		47	45	47	47	51	47	45	49	47	49	49	49	6	()
Females.....		66	66	66	71	67	67	66	68	72	71	70	69	6	()
Oil, linseed, lubricating, and cottonseed.....	15	106	105	109	106	109	110	108	108	109	107	105	103	7	6.4
Males.....		27	26	30	28	29	28	28	29	29	28	28	28	4	()
Females.....		79	79	79	78	80	82	80	79	80	79	77	75	7	()
Paint and varnish.....	103	1,565	1,574	1,596	1,596	1,604	1,607	1,690	1,628	1,640	1,627	1,624	1,640	125	7.4
Males.....		665	668	666	671	678	681	724	706	710	709	701	697	59	8.1
Females.....		900	906	930	925	926	926	966	922	930	918	923	943	66	6.8
Patent medicines and drug compounds.....	65	534	606	588	565	570	564	561	535	555	562	579	590	72	11.9
Males.....		121	134	135	136	135	136	134	130	133	133	134	136	15	11.0
Females.....		413	472	453	429	435	428	427	405	422	429	445	454	67	14.2
Petroleum refining.....	36	315	315	316	318	332	320	316	307	307	303	305	306	29	8.7
Males.....		238	240	241	242	243	240	237	229	227	226	228	228	17	7.0
Females.....		77	75	75	76	89	80	79	78	80	77	77	78	14	()
Salt.....	6	65	64	64	64	64	66	65	65	65	64	64	64	1	()
Males.....		41	41	41	41	41	42	41	41	41	40	40	40	2	()
Females.....		24	23	23	23	23	24	24	24	24	24	24	24	1	()
Soap, candles, grease, and tallow.....	51	1,023	1,030	1,029	1,036	1,045	1,063	1,075	1,067	1,064	1,052	1,048	1,041	52	4.8
Males.....		522	524	534	537	541	544	563	563	550	553	551	550	41	7.3
Females.....		501	506	495	499	504	519	512	504	504	499	497	491	28	5.4
Chemicals, n. o. c.....	23	78	78	79	76	76	76	77	77	76	74	75	75	5	()
Males.....		34	35	35	36	36	36	36	36	35	35	34	34	2	()
Females.....		44	43	44	40	40	40	41	41	41	39	41	41	5	()
Food and kindred products.....	1,601	3,500	3,498	3,527	3,581	3,573	3,622	3,678	3,676	3,669	3,692	3,643	3,610	194	5.3
Males.....		1,453	1,447	1,461	1,472	1,474	1,496	1,505	1,510	1,507	1,511	1,485	1,474	64	4.2
Females.....		2,047	2,051	2,066	2,109	2,099	2,126	2,173	2,166	2,162	2,181	2,158	2,136	134	6.1
Bakery products.....	520	494	497	496	497	501	504	512	514	520	526	521	518	32	6.1
Males.....		164	163	161	161	164	166	166	164	170	167	165	165	9	5.3
Females.....		330	334	335	336	337	338	346	350	350	359	356	353	29	8.1
Canning and preserving.....	88	78	78	79	78	78	86	88	89	104	93	86	85	26	()
Males.....		28	28	28	27	28	30	31	33	35	31	28	27	8	()
Females.....		50	50	51	51	50	56	57	56	69	62	58	58	19	()
Coffee, spices, and peanuts, roasting or grinding.....	36	240	241	242	243	242	245	243	245	238	242	228	234	17	6.9
Males.....		69	69	70	68	67	68	69	69	67	71	71	71	4	()
Females.....		171	172	172	175	175	177	174	176	171	171	157	163	20	11.3
Confectionery.....	122	221	223	227	227	225	223	227	225	237	242	241	239	21	8.7
Males.....		60	61	62	62	63	64	63	62	65	63	62	63	5	()
Females.....		161	162	165	165	162	159	164	163	172	179	179	176	20	11.2

1 Not computed owing to small number represented.

TABLE A.—*Fluctuation in employment in industries other than mining and quarrying in Ohio, 1914 to 1929, by occupation group, industry, and sex—Continued*

1927: BOOKKEEPERS, STENOGRAPHERS, AND OFFICE CLERKS—Continued

Industry and sex	Number of establishments reporting	Number employed on the 15th of each month												Variation from maximum	
		January	February	March	April	May	June	July	August	September	October	November	December	Number	Per cent
Manufactures—Continued.															
Food and kindred products—Continued.															
Cordials, sirups, and flavoring extracts.....	27	235	239	246	238	240	243	244	247	250	252	257	259	24	9.3
Males.....		92	92	94	92	91	93	92	92	93	93	92	93	3	(¹)
Females.....		143	147	152	146	149	150	152	155	157	159	165	166	23	13.9
Dairy products and ice cream.....	329	1,127	1,119	1,129	1,186	1,181	1,206	1,223	1,210	1,190	1,166	1,154	1,142	104	8.5
Males.....		441	437	444	455	457	463	457	453	451	437	436	431	32	6.9
Females.....		686	682	685	731	724	743	766	757	739	729	718	711	84	11.0
Flour-mill and grist-mill products.....	251	339	336	333	341	343	346	350	357	340	343	344	344	21	5.9
Males.....		164	163	164	165	165	166	170	179	166	169	169	169	16	8.9
Females.....		175	173	174	176	178	180	180	178	174	174	175	175	7	3.9
Food preparations.....	27	125	127	129	129	130	125	132	129	128	128	125	124	8	6.1
Males.....		69	69	68	69	68	68	70	68	69	69	69	69	2	(¹)
Females.....		56	58	61	60	62	57	62	59	60	59	56	55	7	(¹)
Slaughtering and meat packing.....	181	561	559	562	562	554	565	579	580	581	578	583	579	29	5.0
Males.....		330	329	335	339	337	344	352	353	356	349	348	347	27	7.6
Females.....		231	230	227	223	217	221	227	225	225	229	235	232	18	7.7
Foods, n. o. c.....	20	80	79	79	80	79	79	80	80	81	122	104	86	43	35.2
Males.....		36	36	35	34	34	34	35	35	36	62	45	39	28	(¹)
Females.....		44	43	44	46	45	45	45	45	45	60	59	47	17	(¹)
Iron and steel.....	1,700	23,063	23,198	23,138	23,269	23,182	23,250	23,068	23,010	23,010	22,830	22,758	22,812	511	2.2
Males.....		15,529	15,624	15,566	15,666	15,598	15,673	15,536	15,565	15,567	15,410	15,410	15,476	263	1.7
Females.....		7,554	7,574	7,572	7,603	7,584	7,577	7,482	7,445	7,443	7,420	7,348	7,336	267	3.5
Blast-furnace products.....	19	883	905	913	924	949	945	948	944	954	954	965	975	92	9.4
Males.....		667	683	690	687	710	713	716	715	725	730	739	749	82	10.9
Females.....		216	222	223	237	239	232	232	224	219	224	226	226	23	9.6
Boilers and tanks.....	48	433	436	441	444	446	451	449	446	437	432	433	429	22	4.9
Males.....		341	345	348	348	349	354	351	354	347	344	346	344	13	3.7
Females.....		92	91	93	96	97	97	98	92	90	88	87	85	13	(¹)
Bolts, nuts, washers, and rivets.....	24	393	391	395	394	393	399	390	389	388	385	384	385	15	3.8
Males.....		207	204	209	206	204	207	209	206	208	210	208	209	6	2.9
Females.....		186	187	186	188	189	192	181	183	180	175	176	176	17	8.9
Calculating machines.....	29	1,326	1,314	1,290	1,295	1,273	1,257	1,273	1,250	1,263	1,268	1,253	1,250	76	5.7
Males.....		673	667	664	659	637	627	629	632	631	623	627	616	57	8.5
Females.....		653	647	626	636	636	630	644	618	632	645	626	634	35	5.4

Cutlery and tools.....	69	261	270	268	263	278	280	284	291	283	282	282	284	30	10.3
Males.....		100	101	102	96	106	105	107	107	107	107	108	107	12	11.1
Females.....		161	169	166	167	172	175	177	183	176	175	174	177	22	12.0
Doors and shutters, iron and steel.....	9	150	150	146	147	150	150	156	158	158	156	158	160	14	8.8
Males.....		98	99	97	99	99	99	104	104	103	101	102	103	7	6.7
Females.....		52	51	49	48	51	51	52	54	55	55	56	57	7	(1)
Forgings.....	88	312	313	316	316	314	313	310	300	300	298	297	300	19	6.0
Males.....		182	183	184	185	185	185	184	183	182	180	180	182	5	2.7
Females.....		130	130	132	131	129	128	126	117	118	118	117	118	15	11.4
Foundry and machine-shop products.....	1,126	11,648	11,745	11,680	11,811	11,775	11,880	11,653	11,620	11,623	11,532	11,521	11,600	309	2.6
Males.....		7,080	7,770	7,712	7,819	7,778	7,832	7,768	7,750	7,756	7,666	7,692	7,779	166	2.1
Females.....		3,968	3,975	3,968	3,992	3,997	3,968	3,885	3,870	3,867	3,866	3,829	3,821	177	4.4
Gas engines and tractors.....	18	271	271	271	269	258	263	263	269	275	264	260	254	21	7.6
Males.....		186	184	183	181	173	176	176	179	186	177	173	169	17	9.1
Females.....		85	87	88	88	85	87	87	90	89	87	87	85	5	5.6
Pumps and windmills.....	27	391	388	392	398	398	396	405	405	396	399	379	381	26	6.4
Males.....		276	274	274	279	278	276	280	278	272	266	262	264	18	6.4
Females.....		115	114	118	119	120	120	125	127	124	123	117	117	13	10.2
Safes and vaults.....	10	275	271	269	268	263	262	262	262	258	253	254	253	22	8.0
Males.....		174	170	168	165	161	161	161	162	161	160	160	161	14	8.0
Females.....		101	101	101	103	102	101	101	100	97	93	94	92	11	10.7
Sewing machines, cases, and attachments.....	3	157	160	158	160	161	166	174	172	169	174	177	178	21	11.8
Males.....		82	85	84	88	89	91	93	96	98	99	102	102	20	19.6
Females.....		75	75	74	72	72	75	79	76	71	75	75	76	8	10.1
Steel works and rolling mills.....	66	4,291	4,291	4,306	4,305	4,287	4,323	4,288	4,287	4,273	4,219	4,172	4,161	162	3.7
Males.....		3,538	3,542	3,550	3,547	3,530	3,563	3,521	3,519	3,508	3,474	3,443	3,434	129	3.6
Females.....		753	749	756	758	757	760	767	768	765	745	729	727	41	5.3
Stoves and furnaces.....	90	1,094	1,081	1,084	1,070	1,050	1,042	1,045	1,044	1,071	1,066	1,084	1,075	52	4.8
Males.....		554	547	550	550	542	535	539	537	541	549	546	549	19	3.4
Females.....		540	534	534	520	508	507	506	507	530	537	538	530	34	6.3
Tin plate and terneplate.....	8	159	160	162	163	163	162	158	158	155	156	156	152	11	6.7
Males.....		118	119	120	121	123	123	121	120	118	119	119	115	8	6.5
Females.....		41	41	42	42	40	39	37	38	37	37	37	37	5	(1)
Wire.....	10	396	395	394	394	396	390	390	385	385	384	381	382	15	3.8
Males.....		281	281	280	280	282	277	277	277	277	276	271	271	11	3.9
Females.....		115	114	114	114	114	113	113	108	108	108	110	111	7	6.1
Wirework, wire rope, and cable.....	34	150	164	166	167	150	144	143	150	161	140	148	148	27	16.2
Males.....		56	56	52	52	52	52	54	55	60	54	57	57	8	(1)
Females.....		94	108	114	115	98	92	89	95	101	86	91	91	29	25.2
Iron and steel, n. o. c.....	72	493	493	487	481	478	477	477	475	471	458	454	445	48	9.7
Males.....		316	314	309	304	300	297	294	290	287	275	275	269	47	14.9
Females.....		177	179	178	177	178	180	183	185	184	183	179	176	9	4.9
Leather and leather products.....	137	1,154	1,157	1,178	1,187	1,165	1,147	1,169	1,150	1,179	1,171	1,156	1,161	40	3.4
Males.....		412	412	421	417	411	402	401	397	402	403	405	404	24	5.7
Females.....		743	745	757	770	755	745	768	763	777	768	751	757	34	4.4
Boots, shoes, cut stock, and findings.....	54	915	918	935	945	924	909	932	908	943	934	916	917	37	3.9
Males.....		300	301	307	304	299	293	295	291	298	300	302	301	16	5.2
Females.....		615	617	628	641	625	616	637	617	645	634	614	616	31	4.8
Leather, tanned, curried, and finished.....	17	68	67	67	67	67	67	68	68	67	67	68	68	3	(1)
Males.....		37	31	31	31	31	31	31	31	30	30	30	30	1	(1)
Females.....		31	36	36	36	36	36	37	40	38	37	38	38	4	(1)

¹ Not computed owing to small number represented.

TABLE A.—Fluctuation in employment in industries other than mining and quarrying in Ohio, 1914 to 1929, by occupation group, industry, and sex—Continued

1927: BOOKKEEPERS, STENOGRAPHERS, AND OFFICE CLERKS—Continued

Industry and sex	Number of establishments reporting	Number employed on the 15th of each month												Variation from maximum	
		January	February	March	April	May	June	July	August	September	October	November	December	Number	Per cent
Manufactures—Continued.															
Leather and leather products—Continued.															
Saddlery and harness.....	15	78	80	83	84	82	80	77	75	75	74	74	74	10	(1)
Males.....		50	51	54	55	53	51	48	47	47	46	46	46	9	(1)
Females.....		28	29	29	29	29	29	29	28	28	28	28	28	1	(1)
Leather, n. o. c.....	51	93	92	93	91	92	91	92	96	93	96	98	102	11	10.8
Males.....		30	29	29	27	27	27	27	28	27	27	27	27	3	(1)
Females.....		63	63	64	64	65	64	65	68	66	69	71	75	12	(1)
Liquors and beverages.....	155	255	252	253	255	256	260	268	266	260	257	243	240	28	10.4
Males.....		140	141	142	141	140	137	139	138	134	134	127	126	16	11.3
Females.....		115	111	111	114	116	123	129	128	126	123	116	114	18	14.0
Mineral water and beverages.....	149	233	231	232	232	234	238	246	244	238	223	221	218	28	11.4
Males.....		134	135	136	135	134	131	133	132	128	127	121	120	16	11.8
Females.....		99	96	96	97	100	107	113	112	110	106	100	98	17	15.0
Liquors and beverages, n. o. c.....	6	22	21	21	23	22	22	22	22	22	24	22	22	3	(1)
Males.....		6	6	6	6	6	6	6	6	6	7	6	6	1	(1)
Females.....		16	15	15	17	16	16	16	16	16	17	16	16	2	(1)
Lumber and its products.....	1,238	2,260	2,250	2,279	2,306	2,318	2,327	2,320	2,339	2,332	2,343	2,334	2,330	93	4.0
Males.....		1,252	1,251	1,245	1,253	1,264	1,269	1,258	1,262	1,261	1,265	1,264	1,260	24	1.9
Females.....		1,008	999	1,034	1,053	1,054	1,058	1,062	1,077	1,071	1,078	1,070	1,070	79	7.3
Coffins and undertakers' goods.....	12	77	76	76	76	76	76	77	76	76	76	76	76	1	(1)
Males.....		42	42	42	42	43	43	43	43	43	43	43	43	1	(1)
Females.....		35	34	34	34	33	33	34	33	33	33	33	33	2	(1)
Cooperage and related goods.....	77	73	75	75	74	73	75	76	77	76	77	76	77	4	(1)
Males.....		20	20	20	20	21	21	21	21	21	22	22	23	3	(1)
Females.....		53	55	55	54	52	54	55	56	55	55	54	54	4	(1)
Furniture.....	169	463	457	474	488	483	478	477	486	490	496	500	502	45	9.0
Males.....		231	232	228	233	229	233	227	228	233	233	239	237	12	5.0
Females.....		232	225	246	255	254	245	250	258	257	263	261	265	40	15.5
Matches.....	5	54	55	53	53	54	54	52	54	54	54	54	55	3	(1)
Males.....		28	28	27	27	27	27	27	27	28	28	28	28	1	(1)
Females.....		26	27	26	26	27	27	25	27	26	26	26	27	2	(1)
Saw-mill and planing-mill products.....	819	1,309	1,302	1,305	1,319	1,333	1,342	1,334	1,342	1,328	1,331	1,322	1,318	40	3.0
Males.....		791	790	784	788	798	797	795	798	785	788	783	783	15	1.9
Females.....		518	512	521	531	535	545	539	544	543	543	539	535	37	6.7

Wood bending, turning, and carving.....	40	51	50	50	50	51	52	54	54	54	57	56	56	7	(1)
Males.....		26	26	26	26	28	27	27	27	27	28	27	27	27	(1)
Females.....		25	24	24	24	23	25	27	27	27	29	29	29	6	(1)
Lumber, n. o. c.....	116	233	235	246	246	248	250	250	250	254	252	250	246	21	(1)
Males.....		114	113	118	117	118	121	118	123	124	123	122	119	11	(1)
Females.....		119	122	128	129	130	129	132	127	130	129	128	127	13	(1)
Metals and metal products.....	506	3,999	4,012	4,046	4,071	4,048	4,092	4,084	4,076	4,066	4,071	4,077	4,099	100	(1)
Males.....		1,993	2,007	2,030	2,052	2,051	2,073	2,052	2,047	2,043	2,060	2,056	2,070	80	(1)
Females.....		2,006	2,005	2,016	2,019	1,997	2,019	2,032	2,029	2,023	2,011	2,021	2,029	35	(1)
Brass, bronze, and aluminum products.....	144	803	806	812	815	826	837	848	852	846	843	847	842	49	(1)
Males.....		421	421	421	427	435	439	446	446	443	445	451	452	31	(1)
Females.....		382	385	391	388	391	398	402	406	403	397	396	390	24	(1)
Caskets, metal.....	4	65	65	65	65	65	65	64	64	64	64	64	64	1	(1)
Males.....		32	32	32	32	32	32	32	32	32	32	32	32		(1)
Females.....		33	33	33	33	33	33	32	32	32	32	32	32		(1)
Clocks, watches, and material.....	8	115	115	115	115	115	110	106	106	108	110	110	110	9	(1)
Males.....		60	60	61	61	62	60	58	58	59	60	60	60	4	(1)
Females.....		55	55	54	54	53	50	48	48	49	50	50	50	7	(1)
Copper, tin, and sheet-iron products.....	204	1,112	1,126	1,131	1,140	1,141	1,157	1,155	1,163	1,163	1,164	1,162	1,178	64	(1)
Males.....		573	578	579	584	589	590	578	586	590	596	591	597	24	(1)
Females.....		539	548	552	556	552	567	577	577	573	568	571	579	40	(1)
Furniture and office fixtures.....	11	413	422	440	457	440	447	432	424	418	418	420	425	44	(1)
Males.....		229	239	258	273	256	261	250	242	235	238	239	245	44	(1)
Females.....		184	183	182	184	184	186	182	182	183	180	181	180	6	(1)
Gas and electric fixtures.....	40	1,273	1,270	1,275	1,270	1,254	1,266	1,268	1,260	1,254	1,260	1,258	1,266	21	(1)
Males.....		585	587	589	583	587	600	597	595	591	596	587	591	17	(1)
Females.....		688	683	686	687	667	666	671	665	663	664	671	675	25	(1)
Jewelry, including reducing and refining.....	28	114	109	107	108	108	110	111	109	115	117	121	121	14	(1)
Males.....		45	44	43	45	45	46	45	43	46	47	50	48	7	(1)
Females.....		69	65	64	63	63	64	66	66	69	70	71	73	10	(1)
Metals, n. o. c.....	67	104	99	101	101	99	100	100	98	98	96	95	95	9	(1)
Males.....		48	46	47	47	45	45	46	45	47	46	46	45	3	(1)
Females.....		56	53	54	54	54	55	54	53	51	50	49	50	7	(1)
Paper and printing.....	1,110	7,933	7,941	7,921	7,884	7,851	7,758	7,782	7,915	8,205	8,232	8,354	8,298	596	(1)
Males.....		3,569	3,579	3,565	3,584	3,585	3,585	3,586	3,584	3,666	3,668	3,675	3,696	131	(1)
Females.....		4,364	4,362	4,356	4,300	4,266	4,173	4,176	4,331	4,539	4,564	4,679	4,602	506	(1)
Bags, paper.....	14	80	80	80	83	83	85	81	83	82	82	82	81	5	(1)
Males.....		26	26	26	26	26	26	27	27	27	27	27	27	2	(1)
Females.....		54	54	54	57	58	59	55	57	55	55	55	54	5	(1)
Boxes, fancy and paper; drinking cups.....	76	269	266	260	262	268	276	277	270	270	269	274	275	17	(1)
Males.....		126	124	121	121	121	123	125	125	126	127	126	125	6	(1)
Females.....		143	142	139	141	147	153	152	152	144	142	148	150	14	(1)
Envelopes.....	8	58	58	60	59	59	60	59	60	57	60	60	62	5	(1)
Males.....		16	17	17	16	16	16	16	16	16	18	17	18	2	(1)
Females.....		42	42	43	42	43	44	43	44	41	42	43	44	3	(1)
Labels and tags.....	10	84	84	84	84	83	84	85	85	87	89	87	87	6	(1)
Males.....		32	32	32	32	31	31	30	30	30	31	31	32	2	(1)
Females.....		52	52	52	52	52	53	55	55	57	58	56	55	6	(1)

¹ Not computed owing to small number represented.

TABLE A.—Fluctuation in employment in industries other than mining and quarrying in Ohio, 1914 to 1929, by occupation group, industry, and sex—Continued

1927: BOOKKEEPERS, STENOGRAPHERS, AND OFFICE CLERKS—Continued

Industry and sex	Number of establishments reporting	Number employed on the 15th of each month												Variation from maximum	
		January	February	March	April	May	June	July	August	September	October	November	December	Number	Per cent
Manufactures—Continued.															
Paper and printing—Continued.															
Paper, including stationery.....	61	577	579	580	583	592	598	607	613	612	613	623	624	47	7.5
Males.....		285	288	289	290	294	297	305	308	308	308	315	316	31	9.8
Females.....		292	291	291	293	298	301	302	305	304	305	308	308	17	5.5
Photo-engraving.....	42	95	98	97	100	99	99	98	99	103	104	104	104	9	8.7
Males.....		50	51	49	52	51	51	49	48	49	49	49	49	4	(1)
Females.....		45	47	48	48	48	48	49	51	54	55	55	55	10	(1)
Printing and publishing.....	822	6,552	6,558	6,542	6,490	6,448	6,329	6,335	6,473	6,771	6,784	6,890	6,828	561	8.1
Males.....		2,923	2,932	2,923	2,953	2,984	2,927	2,926	2,919	2,999	2,987	2,988	3,014	95	3.2
Females.....		3,629	3,626	3,619	3,537	3,569	3,402	3,409	3,554	3,772	3,797	3,892	3,814	490	12.9
Stereotyping and electrotyping.....	44	122	122	121	123	124	126	123	124	121	125	126	127	6	4.7
Males.....		70	69	67	70	70	71	69	69	67	67	68	68	4	(1)
Females.....		52	53	54	53	54	55	54	55	54	58	58	59	7	(1)
Paper and printing.....	33	96	96	91	100	100	101	97	101	102	106	108	110	14	12.7
Males.....		41	41	41	43	43	43	41	43	44	44	44	44	6	(1)
Females.....		55	55	56	57	57	58	56	58	58	62	64	63	9	(1)
Rubber products.....	128	6,141	6,291	6,327	6,362	6,412	6,459	6,588	6,590	6,620	6,580	6,564	6,526	479	7.2
Males.....		4,069	4,162	4,194	4,194	4,199	4,218	4,292	4,317	4,357	4,365	4,267	4,259	298	6.8
Females.....		2,072	2,129	2,167	2,168	2,213	2,241	2,296	2,273	2,263	2,215	2,197	2,167	224	9.8
Druggists' sundries and toys.....	41	343	343	340	357	353	356	352	362	363	359	361	364	21	5.8
Males.....		168	169	171	174	171	171	169	174	174	173	172	174	6	3.4
Females.....		175	174	178	183	179	185	183	188	189	186	189	190	16	8.4
Tires and tubes.....	54	5,708	5,858	5,889	5,915	5,970	6,015	6,142	6,074	6,165	6,128	6,110	6,068	457	7.4
Males.....		3,875	3,968	3,967	3,997	4,004	4,024	4,097	4,117	4,156	4,167	4,170	4,150	295	7.1
Females.....		1,833	1,890	1,922	1,918	1,966	1,991	2,045	1,957	2,009	1,961	1,940	1,909	212	10.4
Rubber, n. o. c.....	33	90	90	90	90	92	88	94	94	92	93	93	94	6	(1)
Males.....		26	25	22	23	24	23	26	26	27	25	25	26	5	(1)
Females.....		64	65	67	67	68	65	68	68	65	68	68	68	4	(1)
Stone, clay, and glass.....	768	2,041	2,040	2,059	2,081	2,088	2,094	2,108	2,095	2,083	2,076	2,077	2,084	63	3.0
Males.....		1,096	1,087	1,092	1,102	1,116	1,114	1,111	1,107	1,104	1,101	1,102	1,108	29	2.6
Females.....		945	953	967	979	972	980	992	988	970	975	975	976	47	4.7
Brick and tile, clay.....	167	427	421	422	431	430	437	441	443	443	447	446	446	47	5.8
Males.....		261	254	255	258	265	262	265	265	262	267	269	271	17	6.3
Females.....		166	167	167	173	174	175	176	178	181	180	177	176	15	8.3

Cement.....	15	87	86	85	89	89	90	89	89	87	88	88	89	5	(1)
Males.....	60	60	60	59	62	61	62	61	61	60	61	61	62	3	(1)
Females.....	27	26	26	26	27	27	28	28	28	27	27	27	27	2	(1)
Concrete products.....	175	103	101	104	105	106	112	110	112	106	106	108	108	11	9.8
Males.....	54	53	54	54	55	57	58	56	56	54	53	54	55	5	(1)
Females.....	49	48	50	50	50	51	54	54	56	52	53	54	53	8	(1)
Textiles.....	679	2,883	2,917	2,945	2,954	2,967	2,929	2,932	2,921	2,921	2,888	2,867	2,855	112	8.8
Males.....	993	998	1,014	1,017	1,021	1,021	1,000	998	998	994	973	970	970	51	5.0
Females.....	1,890	1,919	1,931	1,937	1,946	1,929	1,934	1,923	1,927	1,915	1,897	1,885	1,885	61	3.1
Awning, tents, and sails; auto fabrics.....	48	283	292	313	334	327	314	288	278	273	267	262	272	72	21.6
Males.....	102	103	107	112	119	114	111	102	96	98	98	95	95	24	20.2
Females.....	180	180	185	201	215	213	203	186	182	175	169	167	167	48	22.3
Clothing, men's.....	175	1,024	1,029	1,034	1,032	1,038	1,018	1,014	1,029	1,034	1,027	1,016	997	41	3.9
Males.....	280	281	288	290	295	287	284	287	287	285	285	280	285	15	5.1
Females.....	744	748	746	742	743	739	730	742	747	742	731	717	717	31	4.1
Clothing, women's.....	109	456	471	474	470	461	456	465	479	478	455	456	449	30	6.3
Males.....	173	174	175	173	165	168	166	173	174	153	153	153	153	22	12.6
Females.....	283	297	299	297	296	288	299	306	304	302	303	296	296	21	6.9
Cordage, twine, jute, and linen goods.....	7	69	68	65	65	66	66	65	64	63	64	64	64	6	(1)
Males.....	31	30	29	28	29	29	30	29	28	27	28	28	28	4	(1)
Females.....	38	38	36	37	37	37	36	36	36	36	36	36	36	2	(1)
Custom tailoring, men's and women's.....	75	115	114	118	122	123	123	127	118	120	122	122	131	17	13.0
Males.....	22	23	23	22	22	22	21	22	22	21	21	21	21	2	(1)
Females.....	93	91	95	100	101	101	106	96	98	101	101	110	110	19	17.3
Flags, banners, and regalia.....	10	149	152	157	148	148	145	145	141	142	141	142	143	16	10.2
Males.....	78	77	77	77	78	78	75	73	72	72	72	73	73	6	(1)
Females.....	71	75	80	71	70	70	72	69	70	69	69	70	70	11	(1)
Hosiery and knit goods.....	33	151	153	153	153	153	155	157	158	160	159	156	156	9	5.6
Males.....	32	32	33	32	32	32	32	33	34	35	35	36	36	4	(1)
Females.....	119	121	120	121	121	121	123	124	124	125	124	120	120	6	4.8
Mattresses, pillows, and cotton felts.....	32	104	104	105	106	105	104	106	105	105	104	103	103	3	2.8
Males.....	54	54	55	56	55	55	56	56	56	57	57	57	57	3	(1)
Females.....	50	50	50	50	50	49	50	49	49	47	47	46	46	4	(1)
Millinery and lace goods.....	37	77	81	81	83	84	84	81	81	79	78	78	78	7	(1)
Males.....	33	34	34	35	34	34	33	33	32	31	31	31	31	4	(1)
Females.....	44	47	47	48	50	50	48	48	47	47	47	47	47	6	(1)
Silk and silk goods.....	7	64	65	64	62	60	60	61	60	61	60	59	68	9	(1)
Males.....	24	24	25	25	24	26	26	26	25	26	26	25	31	7	(1)
Females.....	40	40	39	37	36	34	35	35	35	34	34	37	37	6	(1)
Woolen, worsted, and wool-felt goods.....	18	105	103	104	102	102	102	103	103	103	103	98	96	9	8.6
Males.....	51	50	50	49	40	40	49	48	48	48	46	44	44	6	(1)
Females.....	54	53	54	53	53	53	55	55	55	55	52	52	52	3	(1)
Textiles, n. o. c.....	128	287	294	298	298	293	291	295	295	299	302	303	308	21	6.8
Males.....	113	115	118	118	119	117	118	118	119	120	119	121	8	8	6.6
Females.....	174	179	180	180	174	174	177	177	177	180	182	184	187	13	7.0
Tobacco manufactures.....	160	196	198	199	200	198	197	199	199	199	200	198	198	4	2.0
Males.....	75	76	76	77	77	77	77	77	77	78	78	78	77	3	(1)
Females.....	121	122	123	123	123	121	119	120	122	121	122	120	121	4	3.3

¹ Not computed owing to small number represented.

TABLE A.—Fluctuation in employment in industries other than mining and quarrying in Ohio, 1914 to 1929, by occupation group, industry, and sex—Continued

1927: BOOKKEEPERS, STENOGRAPHERS, AND OFFICE CLERKS—Continued

Industry and sex	Number of establishments reporting	Number employed on the 15th of each month												Variation from maximum	
		January	February	March	April	May	June	July	August	September	October	November	December	Number	Per cent
Manufactures—Continued.															
Tobacco manufactures—Continued.															
Chewing and smoking tobacco.....	8	105	105	106	106	105	102	101	102	101	102	110	101	5	4.7
Males.....		39	39	39	39	39	40	40	40	40	40	40	39	1	(1)
Females.....		66	66	67	67	66	62	61	62	61	62	61	62	6	(1)
Cigars and cigarettes.....	99	70	71	71	71	70	72	73	74	75	75	75	75	5	(1)
Males.....		25	25	25	25	25	25	25	25	26	26	26	26	1	(1)
Females.....		45	46	46	46	45	47	48	49	49	49	49	49	4	(1)
Tobacco, n. o. c.....	53	21	22	22	23	23	23	23	23	23	23	22	22	2	(1)
Males.....		11	12	12	13	13	13	12	12	12	12	12	12	2	(1)
Females.....		10	10	10	10	10	10	11	11	11	11	10	10	1	(1)
Vehicles.....	319	4,817	4,853	4,906	4,908	4,976	5,051	5,031	4,974	4,896	4,843	4,765	4,740	311	6.2
Males.....		3,098	3,136	3,163	3,153	3,192	3,217	3,181	3,175	3,133	3,115	3,078	3,076	141	4.4
Females.....		1,719	1,717	1,743	1,755	1,784	1,834	1,850	1,799	1,763	1,728	1,687	1,664	186	10.1
Airplanes and parts.....	7	93	91	90	89	90	89	92	92	96	103	108	112	23	20.5
Males.....		75	74	73	71	73	71	74	75	78	83	88	92	21	(1)
Females.....		18	17	17	18	17	18	18	17	18	20	20	20	2	(1)
Automobiles and parts.....	203	4,140	4,171	4,219	4,226	4,294	4,369	4,349	4,294	4,224	4,170	4,091	4,074	295	6.8
Males.....		2,668	2,699	2,726	2,724	2,767	2,791	2,753	2,746	2,711	2,691	2,652	2,654	139	5.0
Females.....		1,472	1,472	1,493	1,502	1,527	1,578	1,596	1,548	1,513	1,479	1,439	1,420	176	11.0
Bicycles, motor cycles, and parts.....	6	56	56	56	57	57	57	59	59	60	58	59	59	4	(1)
Males.....		27	26	26	26	26	26	28	29	29	27	28	28	3	(1)
Females.....		29	30	30	31	31	31	31	31	31	31	31	31	2	(1)
Carriages and sleds, children's.....	8	80	79	80	84	85	85	84	84	84	85	85	85	6	(1)
Males.....		27	27	28	30	30	30	29	29	29	31	31	31	4	(1)
Females.....		53	52	52	54	55	55	55	55	55	54	54	54	3	(1)
Carriages, wagons, and materials.....	67	127	126	132	131	132	133	132	130	129	128	127	125	3	6.0
Males.....		59	58	60	60	61	61	60	59	59	57	57	57	4	(1)
Females.....		68	68	72	71	72	72	72	71	70	71	70	68	4	(1)
Cars, steam and street railroad.....	14	186	192	189	184	181	181	178	177	174	177	173	161	31	16.1
Males.....		144	151	148	143	138	140	138	138	136	140	136	126	25	16.6
Females.....		42	41	41	41	43	41	40	39	38	37	37	35	7	(1)
Ship and boat building.....	13	132	135	137	134	134	134	134	134	126	119	119	121	18	13.1
Males.....		97	100	101	98	97	97	98	98	90	85	85	87	16	15.8
Females.....		35	35	36	36	37	37	36	36	36	34	34	34	3	(1)
Vehicles, n. o. c.....	1	3	3	3	3	3	3	3	3	3	3	3	3		
Males.....		1	1	1	1	1	1	1	1	1	1	1	1		
Females.....		2	2	2	2	2	2	2	2	2	2	2	2		

Miscellaneous manufactures.....	946	7,698	7,764	7,853	7,841	7,902	8,034	8,078	8,108	8,128	7,989	7,991	8,031	430	5.3
Males.....		3,908	3,917	3,985	3,994	4,036	4,110	4,131	4,148	4,146	4,052	4,071	4,080	240	5.8
Females.....		3,790	3,847	3,868	3,847	3,866	3,924	3,947	3,960	3,982	3,937	3,920	3,951	192	4.8
Agricultural implements.....	35	435	438	422	417	418	420	418	418	417	417	412	412	26	5.9
Males.....		288	288	276	270	270	272	269	271	272	271	268	270	20	6.9
Females.....		147	150	146	147	148	148	149	147	145	146	144	142	8	5.3
Batteries, dry and storage.....	36	493	490	502	496	490	491	493	498	502	498	504	508	14	2.8
Males.....		277	274	284	281	277	283	283	280	278	282	285	279	11	3.9
Females.....		216	216	218	215	213	208	210	218	224	216	219	224	16	7.1
Brushes.....	23	87	91	90	89	89	89	90	89	85	85	83	85	8	(1)
Males.....		30	31	31	32	32	29	31	31	30	32	31	31	3	(1)
Females.....		57	60	59	57	57	60	59	58	55	53	52	54	8	(1)
Coke.....	6	108	107	107	106	106	106	106	106	106	106	104	104	4	3.7
Males.....		97	96	97	96	96	96	96	96	96	96	95	95	2	(1)
Females.....		11	11	10	10	10	10	10	10	10	10	9	9	2	(1)
Dairymen's, buttermen's, and apiarists' supplies.....	5	171	188	193	186	178	177	176	176	175	175	176	179	22	11.4
Males.....		56	57	60	59	59	59	59	61	60	61	61	61	5	(1)
Females.....		115	131	133	127	119	118	117	115	115	114	115	118	19	14.3
Dentists' supplies.....	18	93	93	91	92	93	93	93	91	88	89	89	89	5	(1)
Males.....		28	28	28	27	27	27	28	27	28	27	27	27	1	(1)
Females.....		65	65	63	65	66	66	65	64	60	62	62	62	6	(1)
Electrical machinery.....	168	3,817	3,857	3,936	3,925	3,980	4,065	4,091	4,113	4,151	4,020	4,026	4,042	334	8.0
Males.....		2,149	2,158	2,220	2,216	2,248	2,303	2,315	2,336	2,341	2,258	2,269	2,270	192	8.2
Females.....		1,668	1,699	1,716	1,709	1,732	1,762	1,776	1,777	1,810	1,762	1,757	1,772	142	7.8
Fire extinguishers, chemical.....	5	111	108	114	111	112	113	111	115	109	106	105	107	10	8.7
Males.....		43	41	41	41	41	41	41	41	40	40	40	40	3	(1)
Females.....		68	67	73	70	71	72	70	74	69	66	65	67	9	(1)
Foundry supplies.....	7	69	69	71	69	71	72	70	64	60	57	60	60	15	(1)
Males.....		43	43	42	41	43	44	43	39	36	34	36	36	10	(1)
Females.....		26	26	29	28	28	28	27	25	24	23	24	24	6	(1)
Hand stamps, stencils, and brands.....	19	62	62	62	65	65	67	67	68	68	68	68	68	6	(1)
Males.....		22	22	22	23	24	25	25	25	25	25	25	25	3	(1)
Females.....		40	40	40	42	41	42	42	43	43	43	43	43	3	(1)
Iron, manufactured.....	123	201	205	205	212	237	262	278	270	247	229	207	203	77	27.7
Males.....		94	93	96	98	103	110	113	112	107	99	98	98	20	17.7
Females.....		107	112	109	114	134	152	165	158	140	130	109	105	60	36.4
Instruments, professional and scientific.....	16	88	89	91	91	90	90	91	91	92	92	93	94	6	(1)
Males.....		35	35	36	36	35	35	36	36	38	38	38	38	3	(1)
Females.....		53	54	55	55	55	55	55	55	54	54	55	56	3	(1)
Musical instruments and materials.....	9	86	85	85	84	84	83	83	84	80	82	83	84	6	(1)
Males.....		30	30	30	30	30	30	30	30	28	28	30	30	2	(1)
Females.....		56	55	55	54	54	53	53	54	52	54	53	54	4	(1)
Optical goods.....	36	122	123	121	122	121	123	121	124	124	124	124	125	4	3.2
Males.....		36	36	36	37	36	37	37	38	37	37	38	38	2	(1)
Females.....		86	87	85	85	85	86	84	86	87	87	86	87	3	(1)
Pens, fountain, stylographic, and gold.....	5	69	67	64	65	64	65	67	66	66	66	66	66	5	(1)
Males.....		17	17	17	17	17	18	18	18	18	18	18	18	1	(1)
Females.....		52	50	47	48	47	47	49	48	48	48	48	48	5	(1)

1 Not computed owing to small number represented.

TABLE A.—Fluctuation in employment in industries other than mining and quarrying in Ohio, 1914 to 1929, by occupation group, industry, and sex—Continued

1927: BOOKKEEPERS, STENOGRAPHERS, AND OFFICE CLERKS—Continued

Industry and sex	Number of establishments reporting	Number employed on the 15th of each month												Variation from maximum	
		January	February	March	April	May	June	July	August	September	October	November	December	Number	Per cent
Manufactures—Continued.															
Miscellaneous manufactures—Continued.															
Pianos, organs, and materials.....	18	97	97	99	96	96	96	98	100	104	103	104	105	9	8.6
Males.....		60	60	62	61	61	61	62	63	67	66	67	67	7	(1)
Females.....		37	37	37	35	35	35	36	37	37	37	37	38	3	(1)
Radios and parts.....	13	196	186	178	188	194	191	188	189	216	233	249	271	93	34.3
Males.....		85	90	86	95	102	97	97	92	95	97	99	110	25	22.7
Females.....		111	96	92	93	92	94	91	97	121	136	150	161	70	43.5
Roofing material.....	8	192	195	196	197	198	199	200	200	196	196	195	195	8	4.0
Males.....		91	91	92	92	93	93	93	94	93	93	93	93	3	(1)
Females.....		101	104	104	105	105	106	107	106	103	103	102	102	6	(1)
Signs and advertising novelties.....	62	279	285	279	277	276	282	284	293	291	295	292	290	19	5.6
Males.....		91	91	90	90	90	93	98	101	103	101	102	101	13	6.4
Females.....		188	194	189	187	186	189	186	192	188	194	190	189	8	12.6
Soda-water apparatus.....	5	64	64	61	64	64	64	64	64	64	57	59	62	7	4.1
Males.....		35	35	33	35	35	35	35	35	35	30	31	33	5	(1)
Females.....		29	29	28	29	29	29	29	29	29	27	28	29	2	(1)
Sporting and athletic goods.....	15	167	169	174	176	184	183	182	185	188	181	183	179	21	11.2
Males.....		55	55	57	58	62	61	60	63	63	61	62	62	8	(1)
Females.....		112	114	117	118	122	122	122	122	125	120	121	117	13	10.4
Toys and games.....	35	187	186	189	184	173	175	174	173	172	173	174	174	17	9.0
Males.....		66	65	65	66	66	68	68	69	68	68	67	67	4	(1)
Females.....		121	121	124	118	107	107	106	104	104	105	107	107	20	16.1
Miscellaneous manufactures, n. o. c.....	277	504	510	523	529	519	528	533	531	527	537	535	534	33	6.1
Males.....		180	181	184	193	188	192	194	189	187	189	190	190	14	7.2
Females.....		324	329	339	336	331	336	339	342	340	348	345	344	24	6.9
Service.....															
Males.....	7,598	37,138	37,220	37,496	37,713	37,908	38,232	38,231	38,429	38,414	38,185	38,138	38,104	1,291	3.4
Females.....		16,944	16,989	17,074	17,138	17,283	17,404	17,390	17,527	17,522	17,392	17,402	17,417	583	3.3
Total.....		20,194	20,231	20,422	20,575	20,625	20,828	20,841	20,902	20,892	20,793	20,736	20,687	708	3.4
Advertising.....	55	356	342	355	347	361	350	354	356	379	364	373	367	37	9.8
Males.....		152	144	146	143	142	142	146	146	143	139	141	161	19	11.6
Females.....		204	198	209	204	219	208	208	210	236	225	232	206	38	16.1
Banks.....	632	12,485	12,483	12,474	12,497	12,525	12,678	12,768	12,819	12,700	12,628	12,685	12,731	345	2.7
Males.....		6,840	6,847	6,824	6,832	6,835	6,945	6,986	7,023	6,967	6,932	6,968	7,007	199	2.8
Females.....		5,645	5,636	5,650	5,665	5,690	5,733	5,782	5,796	5,733	5,666	5,717	5,724	160	2.8

PART 2.—GENERAL TABLE

Bowling alleys and parks.....	195	54	54	57	67	168	156	172	179	173	70	59	60	125	69.8
Males.....		35	35	36	40	120	76	82	81	119	43	39	40	85	70.8
Females.....		19	19	21	27	48	80	90	98	54	27	20	20	79	(1)
Churches.....	49	72	71	71	71	70	65	57	58	76	77	78	75	21	(1)
Males.....		26	26	26	26	26	26	17	18	28	28	28	28	27	(1)
Females.....		46	45	45	45	44	39	40	40	48	49	50	47	11	(1)
Clubs, athletic, country, and yacht.....	184	244	238	241	251	263	266	276	272	265	263	250	257	38	13.8
Males.....		132	126	126	128	128	131	139	138	135	133	130	134	13	9.4
Females.....		112	112	115	123	135	135	137	134	130	130	120	123	25	18.2
Garages.....	1,624	2,842	2,845	2,853	2,869	2,943	2,938	2,973	2,966	2,950	2,909	2,877	2,868	131	4.4
Males.....		1,199	1,207	1,207	1,218	1,235	1,240	1,265	1,265	1,271	1,261	1,253	1,254	72	5.7
Females.....		1,643	1,638	1,646	1,651	1,708	1,698	1,708	1,701	1,679	1,648	1,624	1,614	94	5.5
Hospitals.....	173	745	742	748	785	790	785	762	758	748	753	751	744	48	6.1
Males.....		119	117	119	120	119	118	120	118	120	121	118	119	4	3.3
Females.....		626	625	629	665	671	667	642	640	628	632	633	625	46	6.9
Hotels.....	360	1,094	1,061	1,095	1,111	1,131	1,153	1,165	1,143	1,157	1,163	1,158	1,164	84	7.2
Males.....		612	606	612	629	646	657	656	636	644	636	637	641	51	7.8
Females.....		482	475	483	482	485	496	509	507	513	527	527	523	52	9.9
Laundries and dry cleaners.....	449	944	949	969	990	992	997	989	1,006	1,010	1,005	998	982	66	6.5
Males.....		178	179	181	185	181	182	181	180	181	178	178	177	8	3.8
Females.....		766	770	788	805	811	815	808	826	829	827	820	805	63	7.6
Offices.....	1,403	15,639	15,753	15,943	16,031	15,956	16,201	16,200	16,374	16,285	16,232	16,160	16,125	735	4.5
Males.....		6,934	6,983	7,066	7,090	7,125	7,188	7,158	7,283	7,229	7,219	7,201	7,153	349	4.8
Females.....		8,705	8,770	8,877	8,941	8,831	9,013	9,042	9,091	9,056	9,013	8,959	8,972	386	4.2
Office buildings.....	421	299	298	306	306	308	310	293	290	292	310	308	311	21	6.8
Males.....		82	82	88	88	88	85	84	83	84	86	86	86	6	(1)
Females.....		217	216	218	220	220	225	209	207	206	224	222	225	18	8.0
Professional.....	35	144	142	145	148	146	144	142	143	144	142	139	137	11	7.4
Males.....		41	39	40	43	42	41	38	38	40	39	38	37	6	(1)
Females.....		103	103	105	104	103	104	104	105	104	103	101	100	5	4.8
Restaurants.....	1,004	263	264	262	266	263	269	269	269	275	273	275	280	18	6.4
Males.....		73	73	72	74	74	74	71	71	72	73	74	73	3	(1)
Females.....		190	191	190	192	189	195	198	198	203	200	201	207	18	8.7
Schools and colleges.....	99	569	568	571	571	575	546	463	446	566	582	586	569	140	23.9
Males.....		142	136	141	138	137	134	100	98	133	136	135	128	44	31.0
Females.....		427	432	430	433	438	412	363	348	433	446	451	441	103	22.8
Social agencies.....	109	558	555	569	567	574	541	524	526	549	570	597	587	73	12.2
Males.....		68	70	72	72	72	62	60	61	59	63	69	70	13	(1)
Females.....		490	485	497	495	502	479	464	465	490	507	528	517	64	12.1
Theaters.....	275	248	249	253	252	250	249	243	242	258	253	250	250	16	6.2
Males.....		80	79	81	78	77	74	66	67	75	74	74	74	15	(1)
Females.....		168	170	172	174	173	175	177	175	183	179	176	176	15	8.2
Y. M. C. A. and Y. W. C. A.....	34	326	322	327	323	323	315	309	310	310	317	325	329	20	6.1
Males.....		153	151	153	150	145	141	135	135	137	142	145	147	18	11.8
Females.....		173	171	174	173	178	174	174	175	173	175	180	182	11	6.0
Service, n. o. c.....	497	256	264	267	261	270	269	272	272	277	274	269	268	21	7.6
Males.....		78	80	84	86	91	88	86	86	85	89	88	88	13	(1)
Females.....		178	175	173	175	179	181	186	186	192	185	181	180	19	9.9

1 Not computed owing to small number represented.

1927: BOOKKEEPERS, STENOGRAPHERS, ETC.

499

TABLE A.—Fluctuation in employment in industries other than mining and quarrying in Ohio, 1914 to 1929, by occupation group, industry, and sex—Continued

1927: BOOKKEEPERS, STENOGRAPHERS, AND OFFICE CLERKS—Continued

Industry and sex	Number of establishments reporting	Number employed on the 15th of each month												Variation from maximum	
		January	February	March	April	May	June	July	August	September	October	November	December	Number	Per cent
Trade, retail and wholesale	8,526	23,515	23,349	23,364	23,476	23,482	23,565	23,618	23,645	23,632	23,946	24,073	25,020	1,671	6.7
Males.....		7,869	7,872	7,887	7,925	7,905	7,947	7,961	7,990	7,996	8,049	8,048	8,157	288	3.5
Females.....		15,646	15,477	15,477	15,551	15,547	15,618	15,657	15,655	15,636	15,897	16,025	16,863	1,866	8.2
Retail delivery, milk, ice, and water	107	176	176	177	181	182	185	192	193	190	192	187	190	18	(1)
Males.....		69	70	71	77	76	77	82	80	80	79	78	79	13	(1)
Females.....		106	106	106	104	106	108	110	113	110	113	109	111	9	8.0
Stores, retail and wholesale	7,195	21,315	21,141	21,151	21,252	21,227	21,291	21,321	21,346	21,328	21,645	21,790	22,735	1,594	7.0
Males.....		6,723	6,722	6,741	6,765	6,744	6,758	6,770	6,795	6,798	6,856	6,859	6,965	245	3.5
Females.....		14,592	14,419	14,410	14,487	14,483	14,533	14,551	14,551	14,530	14,789	14,931	15,770	1,860	8.6
Yards, lumber, coal, and scrap	1,224	2,025	2,032	2,036	2,043	2,043	2,089	2,105	2,106	2,114	2,109	2,096	2,095	89	4.2
Males.....		1,077	1,080	1,075	1,083	1,085	1,112	1,109	1,115	1,118	1,114	1,111	1,113	43	3.8
Females.....		948	952	961	960	958	977	996	991	996	995	985	982	46	4.8
Transportation and public utilities	1,561	12,072	12,113	12,167	12,243	12,296	12,537	12,821	12,937	12,866	12,785	12,858	12,859	865	6.7
Males.....		6,497	6,586	6,614	6,693	6,730	6,860	7,047	7,138	7,134	7,065	7,091	7,163	666	9.2
Females.....		5,575	5,527	5,553	5,550	5,576	5,677	5,774	5,799	5,732	5,720	5,767	5,696	272	4.7
Drayage and storage	730	1,702	1,706	1,706	1,697	1,710	1,725	1,760	1,771	1,761	1,765	1,782	1,793	96	5.4
Males.....		1,119	1,126	1,132	1,128	1,139	1,146	1,174	1,181	1,176	1,179	1,189	1,208	84	7.0
Females.....		583	580	574	569	571	579	586	590	585	586	593	590	24	4.0
Electric light and power	110	3,107	3,131	3,156	3,200	3,167	3,219	3,297	3,293	3,288	3,200	3,221	3,252	190	5.8
Males.....		1,722	1,762	1,783	1,831	1,804	1,835	1,871	1,870	1,891	1,836	1,850	1,873	169	8.9
Females.....		1,385	1,369	1,373	1,369	1,363	1,384	1,423	1,423	1,397	1,373	1,371	1,379	60	4.2
Electric railroads	41	1,200	1,296	1,298	1,293	1,314	1,325	1,360	1,358	1,346	1,403	1,398	1,376	113	8.1
Males.....		828	834	836	838	854	858	886	889	883	886	892	894	66	7.4
Females.....		462	462	457	455	460	467	474	469	463	517	506	482	62	12.0
Natural gas	52	1,269	1,281	1,296	1,304	1,296	1,339	1,387	1,391	1,391	1,388	1,393	1,437	168	11.7
Males.....		870	882	892	902	891	931	949	956	953	953	956	1,001	131	13.1
Females.....		399	399	404	402	405	408	438	435	438	435	437	436	39	8.9
Pipe lines (petroleum)	16	100	100	99	98	98	104	104	101	99	98	98	97	7	6.7
Males.....		92	92	91	90	90	96	96	94	92	91	91	90	6	(1)
Females.....		8	8	8	8	8	8	8	7	7	7	7	7	1	(1)
Stockyards	28	62	62	63	64	64	64	65	64	65	64	64	65	3	(1)
Males.....		48	48	49	49	49	49	50	50	50	50	50	50	3	(1)
Females.....		14	14	14	15	15	15	14	14	14	14	14	15	1	(1)
Telegraph and telephone	378	4,130	4,119	4,133	4,128	4,174	4,372	4,351	4,461	4,425	4,381	4,425	4,387	342	7.7
Males.....		1,555	1,574	1,561	1,564	1,592	1,633	1,705	1,780	1,774	1,768	1,765	1,766	225	12.6
Females.....		2,575	2,555	2,572	2,564	2,582	2,639	2,646	2,681	2,651	2,613	2,660	2,621	136	5.1

Taxicab and bus service.....	133	205	210	214	219	224	224	231	230	233	237	237	237	32	13.5
Males.....		109	113	116	121	122	122	123	125	130	133	133	132	24	18.0
Females.....		96	97	98	98	102	102	108	105	103	104	104	105	12	11.1
Transportation by water.....	32	125	126	128	152	164	181	182	182	173	165	161	131	57	31.3
Males.....		106	107	108	120	128	139	140	141	133	128	123	104	37	26.2
Females.....		19	19	20	32	36	42	42	41	40	37	38	27	20	(1)
Transportation and public utilities, n. o. c.....	41	82	82	79	88	85	84	86	86	85	75	79	84	13	(1)
Males.....		43	48	46	50	51	51	52	52	51	41	42	50	11	(1)
Females.....		34	34	33	38	34	33	34	34	34	34	37	34	5	(1)
Industries, n. o. c.....	21	32	32	33	34	35	34	33	33	34	34	34	33	3	(1)
Males.....		16	16	16	16	16	16	15	15	16	16	16	16	1	(1)
Females.....		16	16	17	18	19	18	18	18	18	18	18	17	3	(1)

1927: SALESPeOPLE (NOT TRAVELING)

ALL INDUSTRIES.....	38,509	69,431	69,095	70,596	72,830	72,630	72,464	71,367	71,239	72,498	74,522	76,007	86,864	17,769	20.5
Males.....		39,951	40,072	40,572	40,477	41,370	41,582	41,436	41,405	41,719	41,821	42,207	43,549	3,598	8.3
Females.....		29,480	29,023	30,024	32,353	31,260	30,882	29,931	29,834	30,779	32,701	33,800	43,315	14,292	33.0
Agriculture.....	1,199	102	111	112	140	118	115	106	100	101	99	96	100	44	31.4
Males.....		70	75	72	86	77	76	71	67	66	66	64	66	22	(1)
Females.....		32	36	40	54	41	39	35	33	35	33	32	34	22	(1)
Florists, fruit growers, and nurserymen.....	294	98	106	108	136	114	109	100	95	96	93	91	96	45	33.1
Males.....		66	70	68	82	73	70	65	62	61	60	59	62	23	(1)
Females.....		32	36	40	54	41	39	35	33	35	33	32	34	22	(1)
Agriculture, n. o. c.....	905	4	5	4	4	4	6	6	5	5	6	5	4	2	(1)
Males.....		4	5	4	4	4	6	6	5	5	6	5	4	2	(1)
Females.....		4	5	4	4	4	6	6	5	5	6	5	4	2	(1)
Construction.....	9,724	995	1,006	1,093	1,078	1,123	1,133	1,146	1,179	1,201	1,156	1,134	1,085	206	17.2
Males.....		933	942	969	1,010	1,046	1,059	1,076	1,111	1,128	1,095	1,075	1,028	195	17.3
Females.....		62	64	64	68	77	74	70	68	73	61	59	57	20	(1)
Electrical contracting.....	428	169	173	167	168	173	170	174	183	185	189	200	202	35	17.3
Males.....		149	152	150	151	153	151	155	164	165	170	182	182	33	18.1
Females.....		20	21	17	17	20	19	19	19	20	19	18	20	4	(1)
General contracting.....	3,554	241	230	237	255	276	288	298	299	315	296	291	268	85	27.0
Males.....		229	218	225	244	263	273	285	286	297	288	283	261	79	26.6
Females.....		12	12	12	11	13	15	13	13	18	8	8	7	7	(1)
Painting and decorating.....	932	81	84	88	94	93	92	88	88	88	89	88	86	13	(1)
Males.....		63	65	66	71	71	70	68	68	68	69	68	67	8	(1)
Females.....		81	19	22	23	22	22	20	20	20	20	19	20	5	(1)
Plumbing and steam fitting.....	832	108	106	108	106	108	113	113	118	122	127	125	121	24	18.9
Males.....		102	104	107	105	107	112	112	118	122	127	125	121	25	19.7
Females.....		1	1	1	1	1	1	1	1	1	1	1	1	1	(1)
Sheet-metal work and roofing.....	441	118	122	133	133	130	136	133	139	134	130	126	120	21	15.1
Males.....		113	117	128	128	126	131	127	133	128	124	120	114	20	15.0
Females.....		5	5	5	5	5	5	6	6	6	6	6	6	1	(1)
Street, road, and sewer construction.....	1,063	57	60	62	63	64	78	77	74	80	64	59	50	34	(1)
Males.....		51	55	56	55	56	67	69	68	74	57	52	45	29	(1)
Females.....		6	5	6	10	15	11	8	6	6	7	7	5	10	(1)

1 Not computed owing to small number represented.

1927: SALESPeOPLE (NOT TRAVELING) 501

TABLE A.—Fluctuation in employment in industries other than mining and quarrying in Ohio, 1914 to 1929, by occupation group, industry, and sex—Continued

1927: SALESPeOPLE (NOT TRAVELING)—Continued

Industry and sex	Number of establishments reporting	Number employed on the 15th of each month												Variation from maximum	
		January	February	March	April	May	June	July	August	September	October	November	December	Number	Per cent
Construction—Continued.															
Ventilating and heating	121	159	164	169	185	186	179	182	195	191	176	162	155	40	20.5
Males		159	164	169	185	186	179	181	193	190	175	162	155	38	19.7
Females								1	2	1	1			2	
Construction, n. o. c.	2,323	67	68	69	74	73	77	81	83	86	85	83	83	19	
Males		67	67	68	73	72	76	79	81	84	85	83	83	18	
Females			1	1	1	1	1	2	2	2				2	
Manufactures	9,880	8,104	8,133	8,209	8,282	8,341	8,475	8,461	8,446	8,460	8,484	8,493	8,565	461	5.4
Males		6,522	6,530	6,593	6,625	6,691	6,769	6,784	6,776	6,799	6,810	6,822	6,909	300	4.4
Females		1,582	1,603	1,616	1,657	1,650	1,706	1,677	1,670	1,661	1,674	1,671	1,756	174	9.9
Chemicals and allied products	433	229	230	233	246	256	256	259	265	266	270	268	263	41	15.2
Males		221	221	224	236	244	244	247	252	252	256	254	251	35	13.7
Females		8	9	9	10	12	12	12	13	14	14	14	12	6	
Paint and varnish	103	76	76	77	84	80	89	88	92	93	94	90	84	18	
Males		73	73	74	79	83	82	81	84	84	85	81	77	12	
Females		3	3	3	5	7	7	7	8	9	9	9	7	6	
Petroleum refining	36	76	75	77	80	85	84	88	89	84	81	80	80	14	
Males		76	75	77	80	85	84	88	89	84	81	80	80	14	
Chemicals, n. o. c.	294	72	79	79	82	81	83	83	84	89	95	98	99	22	
Males		77	73	73	77	76	78	78	79	84	90	98	94	22	
Females		5	6	6	5	5	5	5	5	5	5	5	5	1	
Food and kindred products	1,601	4,253	4,253	4,300	4,331	4,381	4,464	4,456	4,477	4,471	4,463	4,466	4,542	239	6.4
Males		3,145	3,126	3,164	3,150	3,195	3,231	3,245	3,268	3,284	3,277	3,285	3,263	167	5.1
Females		1,108	1,127	1,145	1,181	1,186	1,233	1,211	1,209	1,187	1,186	1,181	1,249	141	11.3
Bakery products	520	2,548	2,559	2,588	2,615	2,632	2,648	2,631	2,634	2,648	2,670	2,687	2,691	143	5.3
Males		2,007	1,999	2,021	2,022	2,035	2,043	2,040	2,044	2,073	2,087	2,100	2,102	103	4.9
Females		541	560	567	593	597	605	591	590	575	583	587	589	64	10.6
Confectionery	122	350	342	355	354	359	405	411	398	379	383	384	405	69	16.8
Males		87	85	92	88	90	105	102	99	89	89	93	95	20	
Females		263	257	263	266	269	300	300	299	290	294	291	310	53	17.1
Dairy products and ice cream	329	830	835	840	854	882	899	896	928	926	899	883	927	98	10.6
Males		554	553	562	560	500	509	613	636	634	621	611	606	83	13.1
Females		276	282	287	294	292	300	283	292	292	278	272	319	47	14.7
Flour-mill and grist-mill products	251	51	51	51	52	50	50	51	52	52	52	52	52	2	
Males		51	51	51	52	50	50	51	52	52	52	52	52	2	

PART 2.—GENERAL TABLE

Slaughtering and meat packing.....	181	422	415	417	404	404	407	407	404	405	405	411	18	4.3	
Males.....		394	387	389	376	376	379	379	376	375	374	374	380	20	5.1
Females.....		28	28	28	28	28	28	28	28	30	31	31	31	3	()
Food n. o. c.....	198	52	51	49	52	54	55	60	61	61	54	55	56	12	()
Males.....		52	51	49	52	54	55	60	61	61	54	55	56	12	()
Iron and steel and their products.....	1,700	486	488	494	498	498	511	507	505	500	490	496	494	25	4.9
Males.....		462	462	468	470	469	483	481	479	472	471	468	466	21	4.3
Females.....		24	26	26	28	29	28	26	28	28	28	28	28	5	()
Foundry and machine-shop products.....	1,126	285	280	293	297	298	310	303	301	297	290	299	300	25	8.1
Males.....		269	271	275	277	277	290	285	283	277	279	279	280	21	7.2
Females.....		16	18	18	20	21	20	18	18	20	20	20	20	5	()
Stoves and furnaces.....	90	66	65	65	65	66	67	67	67	66	65	65	63	4	()
Males.....		66	65	65	65	66	67	67	67	66	65	65	63	4	()
Iron and steel, n. o. c.....	475	135	134	136	136	134	134	137	137	137	135	132	131	6	4.4
Males.....		127	126	128	128	126	126	129	129	129	127	124	123	6	4.7
Females.....		8	8	8	8	8	8	8	8	8	8	8	8		()
Leather and leather products.....	137	73	69	68	67	68	62	63	63	64	63	64	63	11	()
Males.....		58	57	57	57	57	57	51	52	52	53	53	55	7	()
Females.....		15	12	11	12	11	11	11	11	11	10	11	10	5	()
Liquors and beverages.....	155	148	153	155	162	170	175	178	173	166	162	155	156	30	16.9
Males.....		147	146	151	158	166	171	172	169	162	158	148	149	26	15.1
Females.....		1	7	4	4	4	4	6	4	4	4	7	7	6	()
Mineral water and beverages.....	155	148	153	155	162	170	175	178	173	166	162	155	156	30	16.9
Males.....		147	146	151	158	166	171	172	169	162	158	148	149	26	15.1
Females.....		1	7	4	4	4	4	6	4	4	4	7	7	6	()
Lumber and its products.....	1,238	276	281	282	278	285	284	281	281	283	288	285	281	12	4.2
Males.....		268	273	274	271	278	277	274	274	276	282	279	275	14	5.0
Females.....		8	8	8	7	7	7	7	7	7	6	6	6	2	()
Furniture.....	169	55	57	57	55	58	57	58	56	59	58	59	59	4	()
Males.....		49	51	51	49	52	51	52	50	53	52	53	53	4	()
Females.....		6	6	6	6	6	6	6	6	6	6	6	6		()
Saw-mill and planing-mill products.....	819	195	197	197	196	198	198	196	197	198	201	197	193	8	4.0
Males.....		195	197	197	196	198	198	196	197	198	201	197	193	8	4.0
Lumber, n. o. c.....	250	26	27	28	27	29	29	27	28	26	29	29	29	3	()
Males.....		24	25	26	26	28	28	26	27	25	29	29	29	5	()
Females.....		2	2	2	1	1	1	1	1	1	1	1	1	2	()
Metals and metal products.....	506	185	186	185	182	181	183	183	183	186	188	185	188	7	3.7
Males.....		152	154	154	152	155	155	154	155	156	156	153	152	4	2.6
Females.....		33	32	31	30	29	28	28	29	31	32	32	36	8	()
Brass, bronze, and aluminum products.....	144	68	70	70	69	69	68	69	69	69	69	64	61	9	()
Males.....		63	65	65	64	64	63	64	64	64	64	59	56	9	()
Females.....		5	5	5	5	5	5	5	5	5	5	5	5		()
Metals, n. o. c.....	362	117	116	115	113	115	115	114	114	117	119	121	127	15	11.8
Males.....		89	89	89	88	88	92	91	90	91	92	94	96	8	()
Females.....		28	27	26	24	23	23	23	24	26	27	27	31	8	()
Paper and printing.....	1,110	1,582	1,577	1,573	1,594	1,577	1,601	1,597	1,571	1,584	1,587	1,620	1,627	56	3.4
Males.....		1,324	1,329	1,323	1,341	1,333	1,348	1,348	1,328	1,339	1,334	1,363	1,361	40	2.9
Females.....		258	248	250	253	244	255	249	243	245	253	257	266	23	8.6
Printing and publishing.....	822	1,418	1,413	1,410	1,432	1,411	1,430	1,424	1,398	1,413	1,421	1,451	1,459	61	4.2
Males.....		1,194	1,199	1,194	1,213	1,201	1,212	1,212	1,192	1,204	1,200	1,227	1,225	35	2.9
Females.....		224	214	216	219	210	218	212	206	209	221	224	234	28	12.0

¹ Not computed owing to small number represented.

TABLE A.—Fluctuation in employment in industries other than mining and quarrying in Ohio, 1914 to 1929, by occupation group, industry, and sex—Continued

1927: SALESPeOPLE (NOT TRAVELING)—Continued

Industry and sex	Number of establishments reporting	Number employed on the 15th of each month												Variation from maximum		
		January	February	March	April	May	June	July	August	September	October	November	December	Number	Per cent	
Manufactures—Continued.																
Paper and printing—Continued.																
Paper and printing, n. o. c.	288	164	164	163	162	166	171	173	173	171	166	169	168	11	6.4	
Males	130	130	129	128	132	134	136	136	136	135	134	136	136	8	5.9	
Females	34	34	34	34	34	37	37	37	37	36	32	33	32	5	(1)	
Stone, clay, and glass.	768	122	125	129	131	134	133	135	138	138	139	138	139	17	12.2	
Males	107	110	114	116	119	118	119	122	123	124	123	124	124	17	13.7	
Females	15	15	15	15	15	15	16	16	16	15	15	15	15	1	(1)	
Textiles	679	246	254	267	270	271	274	261	244	252	259	261	248	30	10.9	
Males	221	224	235	237	239	240	231	218	221	226	230	218	218	22	9.2	
Females	25	30	32	33	32	34	30	26	31	33	31	30	30	9	(1)	
Awnings, tents, and sails; auto fabrics	48	56	56	59	58	57	56	55	54	52	51	54	52	8	(1)	
Males	56	56	59	58	57	56	55	54	52	51	54	52	52	8	(1)	
Females	56	56	59	58	57	56	55	54	52	51	54	52	52	8	(1)	
Clothing, men's	175	65	66	70	71	73	76	72	68	69	75	77	67	12	(1)	
Males	65	66	70	71	73	76	72	68	69	75	77	67	67	12	(1)	
Females	65	66	70	71	73	76	72	68	69	75	77	67	67	12	(1)	
Textiles, n. o. c.	456	125	132	138	141	141	142	134	122	131	133	130	129	20	14.1	
Males	100	102	106	108	109	108	104	96	100	100	99	99	99	13	11.9	
Females	25	30	32	33	32	34	30	26	31	33	31	30	30	9	(1)	
Vehicles	319	94	96	97	96	96	94	94	96	95	96	94	96	3	(1)	
Males	92	94	95	94	94	92	92	94	93	94	92	94	94	3	(1)	
Females	2	2	2	2	2	2	2	2	2	2	2	2	2	—	—	
Automobiles and parts	203	66	67	67	66	65	63	64	65	65	65	66	63	5	(1)	
Males	64	65	65	64	63	61	62	63	63	63	63	64	66	5	(1)	
Females	2	2	2	2	2	2	2	2	2	2	2	2	2	—	—	
Vehicles, n. o. c.	116	28	29	30	30	31	31	30	31	30	31	28	28	3	(1)	
Males	28	29	30	30	31	31	30	31	30	31	31	28	28	3	(1)	
Females	28	29	30	30	31	31	30	31	30	31	31	28	28	3	(1)	
Miscellaneous manufactures	946	343	352	347	353	355	363	376	377	381	392	382	384	49	12.5	
Males	265	272	272	279	283	294	305	302	304	312	304	304	304	47	15.1	
Females	78	80	75	74	72	69	71	75	77	80	78	80	80	11	(1)	
Electrical machinery	177	62	61	62	64	66	72	79	76	80	81	82	81	21	(1)	
Males	62	61	62	64	66	72	79	76	80	81	82	81	81	21	(1)	
Females	62	61	62	64	66	72	79	76	80	81	82	81	81	21	(1)	
Miscellaneous manufactures, n. o. c.	769	281	291	285	289	291	297	301	301	311	300	303	303	28	9.6	
Males	203	211	210	215	217	222	226	224	231	222	223	223	223	28	12.1	
Females	78	80	75	74	72	69	71	75	77	80	78	80	80	11	(1)	
Manufactures, n. o. c.	288	67	69	70	72	70	69	72	73	75	77	80	77	13	(1)	
Males	60	62	62	64	62	61	64	64	66	67	70	67	10	(1)		
Females	7	7	8	8	8	8	8	9	9	10	10	10	10	3	(1)	
vice	7,598	5,128	5,233	5,518	5,596	5,784	5,758	5,649	5,546	5,425	5,363	5,287	5,270	630	10.9	
Males	4,640	4,752	5,001	5,100	5,189	5,200	5,107	5,107	5,013	4,934	4,829	4,764	4,710	560	10.8	
Females	488	481	517	496	545	568	542	542	533	491	534	523	560	79	14.1	

Advertising.....	55	89	92	88	98	121	114	125	115	81	113	118	114	44	35.2
Males.....		63	64	56	63	62	63	78	72	66	80	83	53	30	(1)
Females.....		26	28	32	35	59	51	47	43	15	33	35	61	46	(1)
Banks.....	632	66	63	60	60	57	61	63	53	45	40	37	38	29	(1)
Males.....		65	62	59	58	55	58	59	51	45	40	37	38	28	(1)
Females.....		1	1	1	2	2	3	4	2					4	(1)
Garages.....	1,624	3,198	3,327	3,511	3,573	3,620	3,607	3,479	3,432	3,388	3,285	3,204	3,177	443	12.2
Males.....		3,192	3,322	3,506	3,569	3,616	3,603	3,476	3,429	3,384	3,281	3,201	3,173	443	12.3
Females.....		6	5	5	4	4	4	3	3	4	4	3	4	3	(1)
Hotels.....	360	113	99	99	103	92	95	91	91	94	99	101	105	22	19.5
Males.....		61	51	51	53	41	43	42	39	40	45	49	54	22	(1)
Females.....		52	48	48	50	51	52	53	52	54	54	52	51	6	(1)
Laundries and dry cleaners.....	449	265	268	270	270	273	274	273	278	279	270	269	265	14	5.0
Males.....		258	267	264	264	266	268	267	272	273	264	263	259	15	5.5
Females.....		7	7	6	6	7	6	6	6	6	6	6	6	1	(1)
Offices.....	1,403	848	832	910	934	973	974	957	926	917	923	924	928	146	14.9
Males.....		785	779	838	867	911	910	912	832	872	863	869	878	133	14.6
Females.....		63	53	72	67	62	64	45	44	45	65	55	50	28	(1)
Restaurants.....	1,004	819	333	351	332	358	377	359	368	377	389	373	395	76	19.2
Males.....		101	102	111	110	115	114	120	123	129	129	126	125	28	21.7
Females.....		218	231	240	222	243	262	245	248	244	260	252	270	52	19.3
Service, n. o. c.....	2,071	230	219	229	226	235	256	238	244	239	244	239	256	79	26.5
Males.....		115	111	116	116	123	140	159	143	131	127	136	130	48	30.2
Females.....		115	108	113	110	112	116	139	135	113	112	120	118	31	22.3
Trade, retail and wholesale.....	8,526	54,488	54,017	55,137	57,126	56,725	56,388	55,379	55,331	56,681	58,784	60,348	71,163	17,146	24.1
Males.....		27,207	27,213	27,385	27,083	27,813	27,919	27,809	27,837	28,200	28,424	28,874	30,305	3,222	10.6
Females.....		27,281	26,804	27,752	30,043	28,912	28,469	27,570	27,494	28,481	30,360	31,474	40,858	14,054	34.4
Retail delivery, milk, ice, and water.....	107	116	116	117	116	117	118	118	118	120	121	121	120	5	4.1
Males.....		113	113	114	113	114	115	115	115	117	118	118	117	5	4.2
Females.....		3	3	3	3	3	3	3	3	3	3	3	3		
Stores, retail and wholesale.....	7,195	53,944	53,478	54,598	56,584	56,173	55,830	54,820	54,770	56,117	58,225	59,789	70,603	17,125	24.3
Males.....		26,675	26,684	26,853	26,552	27,277	27,375	27,263	27,263	27,648	27,877	28,327	29,756	3,204	10.8
Females.....		27,269	26,794	27,745	30,032	28,896	28,455	27,557	27,483	28,469	30,348	31,462	40,847	14,053	34.4
Yards, lumber, coal, and scrap.....	1,224	428	423	422	426	435	440	443	443	444	438	438	440	22	5.0
Males.....		419	416	418	418	422	429	431	435	435	429	429	432	19	4.4
Females.....		9	7	4	8	13	11	10	8	9	9	9	8	3	(1)
Transportation and public utilities.....	1,561	610	591	533	604	585	591	622	633	626	632	645	677	94	13.9
Males.....		575	556	548	569	550	555	585	597	588	593	604	627	79	12.6
Females.....		35	35	35	35	35	36	37	36	38	39	41	50	15	(1)
Drayage and storage.....	730	56	58	59	59	61	62	64	65	65	62	65	65	9	(1)
Males.....		56	58	59	59	61	62	64	65	65	62	65	65	9	(1)
Electric light and power.....	110	500	479	472	492	472	470	489	500	493	499	500	530	58	10.9
Males.....		467	446	439	459	440	446	455	467	458	463	471	433	44	9.1
Females.....		33	33	33	33	32	33	34	33	35	36	38	47	15	(1)
Transportation and public utilities, n. o. c.....	721	54	54	52	53	52	50	69	68	68	71	71	82	32	(1)
Males.....		52	52	50	51	49	47	66	65	65	68	68	79	32	(1)
Females.....		2	2	2	2	3	3	3	3	3	3	3	3	1	(1)
Industries, n. o. c.....	21	4	4	4	4	4	4	4	4	4	4	4	4	4	(1)
Males.....		4	4	4	4	4	4	4	4	4	4	4	4	4	(1)

¹ Not computed owing to small number represented.

TABLE A.—Fluctuation in employment in industries other than mining and quarrying in Ohio, 1914 to 1929, by occupation group, industry, and sex—Continued

1928: WAGE EARNERS

Industry and sex	Number of establishments reporting	Number employed on the 15th of each month												Variation from maximum	
		January	February	March	April	May	June	July	August	September	October	November	December	Number	Per cent
ALL INDUSTRIES	39,979	868,890	896,039	921,407	943,184	969,510	985,866	987,121	1,007,029	1,021,019	1,019,760	998,399	975,276	152,129	14.9
Males.....		711,029	733,654	756,442	778,801	803,092	816,090	819,032	836,403	845,628	841,546	822,561	800,467	134,599	15.9
Females.....		157,861	162,385	164,965	164,383	166,418	169,836	168,089	170,626	175,391	178,214	175,838	174,809	20,353	11.4
Agriculture	1,329	6,035	5,972	6,607	7,910	8,225	9,214	10,183	9,289	9,265	9,054	7,672	6,760	4,211	41.4
Males.....		5,689	5,602	6,181	7,310	7,556	8,477	9,289	8,647	8,591	8,401	7,218	6,335	3,687	39.7
Females.....		346	370	226	600	669	737	894	642	674	653	454	425	548	61.3
Dairy farming.....	51	584	599	602	598	607	615	626	632	668	622	643	609	84	12.6
Males.....		560	575	577	572	583	592	604	611	645	601	619	586	85	13.2
Females.....		24	24	25	26	24	23	22	21	23	21	24	23	5	(¹)
Florists, fruit growers, and nurserymen.....	338	2,636	2,601	3,031	4,005	4,107	4,542	4,832	4,092	3,953	4,131	3,417	3,033	2,231	46.2
Males.....		2,440	2,382	2,767	3,570	3,620	4,022	4,262	3,700	3,547	3,704	3,155	2,776	1,880	44.1
Females.....		196	219	264	435	487	520	570	392	406	427	262	257	374	65.6
General farming.....	772	2,606	2,560	2,769	3,139	3,378	3,383	4,478	4,094	4,257	3,975	3,329	2,869	1,918	42.8
Males.....		2,482	2,435	2,634	3,002	3,222	3,691	4,178	3,867	4,014	3,772	3,163	2,726	1,743	41.7
Females.....		124	125	135	137	156	192	300	227	243	203	166	143	176	58.7
Operating farm machinery, not by farmers.....	168	209	212	205	168	133	174	247	471	387	326	283	249	338	71.8
Males.....		207	210	203	166	131	172	245	469	385	324	281	247	338	72.1
Females.....		2	2	2	2	2	2	2	2	2	2	2	2		
Construction	9,942	48,940	47,572	53,930	65,249	76,276	81,508	85,950	1,154,000	88,802	88,268	79,285	64,281	43,968	48.0
Males.....		48,806	47,451	53,804	65,113	76,138	81,365	85,813	91,379	88,644	88,111	79,114	64,110	43,928	48.1
Females.....		134	121	126	136	138	143	137	161	158	157	171	171	50	29.2
Auto painting.....	17	100	100	116	131	124	122	116	115	98	88	89	72	59	45.0
Males.....		100	100	116	131	124	122	116	115	98	88	89	72	59	45.0
Brick, stone, and cement work; mantel setting.....	955	4,871	4,517	5,206	6,322	7,380	7,581	7,926	8,216	8,032	7,874	7,123	5,748	3,699	45.0
Males.....		4,869	4,515	5,204	6,319	7,377	7,578	7,923	8,213	8,029	7,871	7,120	5,745	3,698	45.0
Females.....		2	2	2	3	3	3	3	3	3	3	3	3	1	(¹)
Electrical contracting.....	454	2,768	2,694	2,745	2,873	3,036	3,063	3,086	3,188	3,148	3,224	2,976	2,908	530	16.4
Males.....		2,765	2,691	2,742	2,870	3,033	3,060	3,083	3,185	3,146	3,221	2,974	2,905	530	16.5
Females.....		3	3	3	3	3	3	3	3	3	3	2	3	1	(¹)
Erecting or installing machinery, including repair.....	194	876	761	743	769	798	819	865	839	865	973	1,103	1,127	384	34.1
Males.....		876	761	743	769	798	819	865	839	865	973	1,103	1,127	384	34.1

General contracting, including wrecking	3,608	19,470	19,241	22,518	27,435	30,531	32,547	34,232	36,664	35,189	36,159	33,827	27,892	17,413	47.5
Males		19,451	19,222	22,498	27,416	30,509	32,522	34,206	36,623	35,162	36,134	33,791	27,856	17,401	47.5
Females		19	19	20	19	22	25	26	31	27	25	36	36		(1)
Oil, gas, and water, drilling or producing	707	2,856	2,820	2,783	2,806	2,882	3,063	3,142	3,455	3,353	3,432	3,183	3,085	672	19.5
Males		2,850	2,815	2,777	2,801	2,877	3,057	3,136	3,449	3,348	3,427	3,177	3,080	672	19.5
Females		6	5	6	5	5	6	6	6	5	5	6	5		1
Painting and decorating	942	1,912	2,172	2,884	3,763	4,451	4,381	4,100	3,835	3,649	3,339	2,968	2,379	2,539	57.0
Males		1,861	2,132	2,837	3,707	4,393	4,324	4,049	3,779	3,590	3,273	2,802	2,311	2,532	57.6
Females		51	40	47	56	58	57	51	56	59	66	66	68	28	(1)
Plastering, including lathing and stucco work	316	1,323	1,354	1,432	1,351	1,433	1,534	1,729	1,915	1,884	1,733	1,555	1,351	592	30.9
Males		1,323	1,354	1,432	1,351	1,433	1,534	1,729	1,915	1,884	1,733	1,555	1,351	592	30.9
Plumbing and steam fitting	851	4,666	4,354	4,359	4,623	4,795	5,107	5,079	5,390	5,467	5,689	5,507	5,141	1,335	23.5
Males		4,662	4,350	4,356	4,618	4,792	5,105	5,077	5,388	5,465	5,687	5,505	5,139	1,337	23.5
Females		4	4	3	5	3	2	2	2	2	2	2	2		(1)
Sand and gravel excavating	151	1,015	1,050	1,243	1,465	1,598	1,596	1,664	1,643	1,624	1,651	1,496	1,212	649	39.0
Males		1,012	1,047	1,240	1,463	1,596	1,593	1,661	1,640	1,621	1,648	1,494	1,210	649	39.1
Females		3	3	3	2	2	3	3	3	3	3	2	2		1
Sheet-metal work and roofing	457	2,688	2,270	2,320	2,547	2,548	2,722	2,831	2,862	2,985	3,236	3,242	2,913	972	30.0
Males		2,684	2,267	2,316	2,544	2,545	2,719	2,828	2,859	2,982	3,234	3,240	2,911	973	30.0
Females		4	3	4	3	3	3	3	3	3	3	2	2		2
Street, road, and sewer contracting	1,131	5,617	5,487	6,827	10,423	16,010	18,192	20,282	22,348	21,262	19,428	14,885	9,052	16,861	75.4
Males		5,579	5,449	6,791	10,385	15,973	18,155	20,246	22,298	21,212	19,382	14,837	9,007	16,849	75.6
Females		38	38	36	38	37	37	36	50	50	46	48	45	14	(1)
Ventilating and heating	125	701	638	592	567	600	691	806	845	918	1,127	1,082	990	560	49.7
Males		701	638	592	567	600	691	806	845	918	1,127	1,082	990	560	49.7
Construction, n. o. c.	34	77	114	162	174	95	90	92	235	328	315	349	411	334	81.3
Males		73	110	160	172	93	86	88	231	324	313	345	406	333	82.0
Females		4	4	2	2	2	4	4	4	4	2	4	5	3	(1)
Fisheries	20	174	199	265	285	342	323	293	277	261	296	285	214	168	49.1
Males		174	199	265	285	342	323	293	277	261	296	285	214	168	49.1
Manufactures	9,937	611,776	641,106	656,105	657,508	667,050	673,640	671,043	684,707	697,650	696,699	688,294	682,885	85,874	12.3
Males		512,237	537,111	550,271	553,292	561,960	566,265	564,181	574,531	583,003	580,739	574,738	571,037	71,666	12.3
Females		99,539	103,995	105,834	104,216	105,090	107,375	106,862	110,176	113,747	115,960	113,556	111,848	16,421	14.2
Chemicals and allied products	444	17,763	18,176	18,788	19,154	19,053	19,231	19,473	19,549	20,744	19,461	19,622	19,433	2,981	14.4
Males		16,247	16,557	17,150	17,522	17,406	17,574	17,861	17,876	19,129	17,756	17,872	17,837	2,882	15.1
Females		1,516	1,619	1,638	1,632	1,647	1,657	1,612	1,673	1,615	1,705	1,750	1,656	234	13.4
Blacking, cleansing, and polishing preparations	22	276	281	291	271	246	234	228	246	261	280	309	251	81	26.2
Males		209	206	205	188	174	169	168	186	199	207	233	195	65	27.9
Females		67	75	86	83	72	65	60	60	62	73	76	56	30	(1)
Bone, carbon, and lampblack	4	35	50	45	48	66	83	117	200	166	193	209	196	174	83.3
Males		33	42	38	44	53	65	91	139	121	129	146	135	113	77.4
Females		2	8	7	4	13	18	26	61	45	64	63	61	62	(1)
Chemicals, acids, and wood distillation	69	3,771	3,779	3,887	3,911	3,957	3,969	4,028	3,938	4,047	4,031	3,964	3,974	276	6.8
Males		3,746	3,753	3,853	3,877	3,908	3,926	3,996	3,909	4,016	4,005	3,940	3,951	270	6.7
Females		25	26	34	34	49	43	32	29	31	26	24	23	26	(1)

1 Not computed owing to small number represented.

TABLE A.—Fluctuation in employment in industries other than mining and quarrying in Ohio, 1914 to 1929, by occupation group, industry, and sex—Continued

1928: WAGE EARNERS—Continued

Industry and sex	Number of establishments reporting	Number employed on the 15th of each month												Variation from maximum	
		January	February	March	April	May	June	July	August	September	October	November	December	Number	Per cent
Manufactures—Continued.															
Chemicals and allied products—Continued.															
Dyestuffs and extracts.....	5	367	384	391	371	360	360	357	350	370	376	379	375	41	10.5
Males.....		358	371	380	361	348	348	345	341	361	366	370	366	39	10.3
Females.....		9	13	11	10	12	12	12	9	9	10	9	9	4	(1)
Explosives.....	8	180	181	177	175	175	172	175	188	190	196	200	156	38	19.0
Males.....		172	169	167	166	166	163	166	178	177	181	184	181	21	11.4
Females.....		8	12	10	9	9	9	9	10	13	15	16	15	8	(1)
Fertilizers, tankage.....	39	1,105	1,155	1,516	1,896	1,662	1,387	1,362	1,360	2,323	1,105	1,113	1,173	1,218	52.4
Males.....		1,103	1,153	1,514	1,894	1,660	1,385	1,360	1,358	2,321	1,103	1,111	1,171	1,218	52.5
Females.....		2	2	2	2	2	2	2	2	2	2	2	2		(1)
Ink, printing and writing.....	18	473	484	487	492	500	503	516	522	514	516	524	492	51	9.7
Males.....		450	457	463	464	475	479	480	483	480	478	485	473	35	7.2
Females.....		23	27	24	28	25	24	36	39	34	38	39	19	20	(1)
Oil, linseed, lubricating, and cottonseed, and oil cake.....	17	239	244	238	246	241	244	206	218	219	220	260	244	54	20.8
Males.....		237	238	234	243	237	243	204	217	217	218	257	242	53	20.6
Females.....		2	6	4	3	4	1	2	1	2	2	3	2	3	(1)
Paint and varnish.....	99	3,278	3,416	3,449	3,496	3,588	3,640	3,753	3,686	3,686	3,662	3,588	3,531	475	12.7
Males.....		3,015	3,144	3,167	3,199	3,295	3,359	3,492	3,430	3,429	3,401	3,320	3,277	477	13.7
Females.....		263	272	282	297	293	281	261	256	257	261	268	254	43	14.5
Patent medicines and drug compounds.....	66	1,036	1,088	1,134	1,120	1,080	1,118	1,111	1,116	1,077	1,119	1,238	1,207	202	16.3
Males.....		598	639	676	665	624	647	669	635	636	683	727	712	129	17.7
Females.....		438	449	458	455	456	471	442	481	441	436	511	495	75	14.7
Petroleum refining.....	32	2,496	2,438	2,547	2,581	2,645	2,749	2,928	2,931	3,139	2,953	3,155	3,267	829	25.4
Males.....		2,479	2,422	2,532	2,565	2,631	2,733	2,912	2,913	3,119	2,935	3,139	3,252	830	25.5
Females.....		17	16	15	16	14	16	16	18	20	18	16	15	6	(1)
Salt.....	5	636	641	621	583	589	621	661	686	602	639	611	586	103	15.0
Males.....		593	599	552	516	520	541	583	610	599	576	553	531	94	15.4
Females.....		68	72	69	67	69	80	78	76	63	63	58	55	25	(1)
Soap, candles, grease, and tallow.....	52	3,788	3,946	3,909	3,872	3,848	4,048	3,935	4,017	3,993	4,069	3,973	3,902	281	6.9
Males.....		3,229	3,346	3,313	3,293	3,266	3,465	3,348	3,429	3,404	3,424	3,356	3,300	236	6.8
Females.....		559	600	591	579	582	583	587	588	589	645	617	602	86	13.3
Chemicals and allied products, n. o. c.....	8	83	89	96	92	96	103	96	97	102	99	99	99	20	19.4
Males.....		50	48	51	47	49	51	47	48	50	51	51	51	4	(1)
Females.....		33	41	45	45	47	52	49	43	47	48	48	48	19	(1)

Food and kindred products.....	1,617	28,373	28,888	29,171	29,252	29,752	31,629	31,803	32,116	37,052	34,462	33,028	31,377	8,679	23.4
Males.....		23,155	23,421	23,577	23,752	29,752	25,139	25,439	25,642	28,157	26,727	26,003	24,625	5,002	16.8
Females.....		5,218	5,467	5,594	5,551	5,804	6,490	6,364	6,474	8,895	7,735	7,025	6,752	3,677	41.3
Bakery products.....	526	8,563	8,628	8,682	8,622	8,820	9,098	9,096	8,999	9,203	9,242	9,184	9,060	6,679	7.3
Males.....		6,716	6,753	6,769	6,689	6,832	6,950	6,947	6,936	6,992	7,029	7,007	6,992	340	4.8
Females.....		1,847	1,875	1,913	1,933	1,988	2,148	2,149	2,063	2,211	2,213	2,177	2,068	366	16.5
Canning and preserving.....	88	599	657	724	749	773	1,804	1,701	2,049	5,819	2,110	1,218	810	5,220	89.7
Males.....		401	422	477	535	524	1,152	1,143	1,254	3,463	1,149	633	431	3,062	88.4
Females.....		198	235	247	214	249	652	558	795	2,356	961	535	379	2,158	91.6
Coffee, spices, and peanuts, roasting and grinding.....	40	1,112	1,149	1,222	1,190	1,223	1,268	1,328	1,216	1,362	1,288	1,271	1,244	250	18.4
Males.....		624	623	645	637	645	664	684	700	667	667	683	695	77	11.0
Females.....		488	526	577	553	578	604	644	568	662	621	588	549	174	26.3
Confectionery.....	121	2,591	2,704	2,587	2,501	2,505	2,575	2,491	2,505	3,142	3,554	3,227	3,315	1,063	29.9
Males.....		1,164	1,207	1,160	1,133	1,091	1,150	1,117	1,121	1,310	1,438	1,338	1,301	347	24.1
Females.....		1,427	1,497	1,427	1,368	1,414	1,425	1,374	1,384	1,832	2,116	1,889	2,014	748	35.3
Cordials, sirups, and flavoring extracts.....	27	655	678	704	708	784	772	762	780	844	935	904	849	280	29.9
Males.....		434	435	442	438	458	454	479	485	519	529	503	492	95	18.0
Females.....		221	243	262	270	326	318	283	295	325	406	401	357	185	45.6
Dairy products and ice cream.....	340	5,730	5,791	5,965	6,262	6,511	6,841	7,034	6,959	6,688	6,343	6,144	6,059	1,804	18.5
Males.....		5,354	5,412	5,539	5,784	5,965	6,276	6,457	6,405	6,184	5,857	5,670	5,573	1,103	17.1
Females.....		376	379	426	478	546	565	577	554	504	486	474	486	201	34.8
Flour-mill and grist-mill products.....	245	1,988	2,001	2,010	1,975	1,935	1,928	1,949	2,013	2,029	2,013	2,035	2,028	107	5.3
Males.....		1,983	1,995	2,005	1,969	1,930	1,922	1,943	2,007	2,023	2,006	2,028	2,022	106	5.2
Females.....		5	6	5	6	5	6	6	6	6	7	7	6	2	(1)
Food preparations.....	29	1,010	1,087	1,076	1,030	955	1,003	1,013	1,144	1,204	1,270	1,188	1,128	315	24.8
Males.....		814	840	828	789	753	756	773	848	886	910	839	816	157	17.3
Females.....		196	247	248	241	202	247	240	318	318	360	349	312	164	45.6
Oleomargarine.....	5	238	240	240	239	238	235	240	241	240	245	247	242	12	4.9
Males.....		208	208	202	204	198	186	193	194	201	206	206	203	22	10.6
Females.....		30	32	38	35	40	49	47	47	39	39	39	39	19	(1)
Slaughtering and meat packing.....	181	5,552	5,616	5,614	5,579	5,598	5,697	5,757	5,688	5,674	5,800	5,997	6,013	461	7.7
Males.....		5,180	5,247	5,219	5,193	5,211	5,278	5,332	5,279	5,247	5,364	5,529	5,551	371	6.7
Females.....		372	369	395	386	387	419	425	409	427	436	468	462	99	21.2
Sugar.....	6	121	123	134	161	169	175	193	213	271	1,358	1,307	370	1,237	91.1
Males.....		120	122	133	160	168	174	192	217	281	1,351	1,301	368	1,231	91.1
Females.....		1	1	1	1	1	1	1	2	2	7	6	2	6	(1)
Vinegar and cider.....	7	127	127	125	142	152	147	151	214	481	217	219	170	356	74.0
Males.....		71	71	71	77	85	92	95	162	272	138	131	96	201	73.9
Females.....		56	56	54	65	67	55	56	52	209	79	88	74	159	75.1
Food and kindred products, n. o. c.....	2	87	87	88	94	89	86	88	90	95	87	87	89	9	(1)
Males.....		86	86	87	93	88	85	84	84	91	83	83	85	10	(1)
Females.....		1	1	1	1	1	1	4	4	4	4	4	4	3	(1)
Iron and steel and their products.....	1,751	209,093	218,113	222,840	221,136	224,520	228,829	223,925	230,114	232,936	236,663	236,485	233,611	27,570	11.6
Males.....		202,348	210,956	215,538	213,876	217,280	215,526	216,873	222,601	225,096	228,486	228,376	225,608	26,138	11.4
Females.....		6,745	7,157	7,302	7,260	7,240	7,303	7,052	7,513	7,840	8,177	8,109	7,943	1,432	17.5
Blast-furnace products.....	21	5,233	5,272	5,502	5,438	5,770	6,031	5,789	5,937	5,847	5,938	6,031	5,647	798	13.2
Males.....		5,225	5,264	5,494	5,490	5,762	6,023	5,781	5,929	5,839	5,935	6,028	5,644	803	13.3
Females.....		8	8	8	8	8	8	8	8	8	8	8	8	3	(1)

¹ Not computed owing to small number represented.

TABLE A.—Fluctuation in employment in industries other than mining and quarrying in Ohio, 1914 to 1929, by occupation group, industry, and sex—Continued

1928: WAGE EARNERS—Continued

Industry and sex	Number of establishments reporting	Number employed on the 15th of each month												Variation from maximum	
		January	February	March	April	May	June	July	August	September	October	November	December	Number	Per cent
Manufactures—Continued.															
Iron and steel and their products—Contd.															
Boilers and tanks.....	49	2,305	2,356	2,362	2,420	2,472	2,559	2,573	2,528	2,519	2,511	2,446	2,536	268	10.4
Males.....		2,304	2,355	2,361	2,419	2,471	2,558	2,572	2,527	2,518	2,510	2,445	2,535	268	10.4
Females.....		1	1	1	1	1	1	1	1	1	1	1	1		
Bolts, nuts, washers, and rivets.....	24	4,369	4,666	4,798	4,812	4,799	4,815	4,857	4,964	4,993	5,017	5,044	5,081	712	14.0
Males.....		3,565	3,783	3,851	3,858	3,870	3,882	3,949	4,057	4,067	4,119	4,146	4,179	614	14.7
Females.....		804	883	947	954	929	933	906	907	926	898	898	902	150	15.7
Burial vaults, steel.....	10	271	282	308	300	314	289	253	258	270	277	272	276	61	19.4
Males.....		271	282	308	300	314	289	253	258	270	277	272	276	61	19.4
Calculating machines.....	27	8,745	8,755	8,789	8,848	8,862	8,810	8,069	8,728	8,876	9,417	9,358	9,272	1,348	14.3
Males.....		7,502	7,530	7,570	7,632	7,652	7,634	7,187	7,563	7,724	8,214	8,178	8,124	1,027	12.5
Females.....		1,243	1,225	1,219	1,216	1,210	1,176	882	1,165	1,152	1,203	1,180	1,148	361	29.0
Cutlery and tools.....	66	3,214	3,235	3,272	3,284	3,282	3,238	3,193	3,249	3,279	3,348	3,374	3,388	195	5.8
Males.....		2,855	2,884	2,934	2,936	2,952	2,939	2,885	2,935	2,947	2,996	3,034	3,060	205	6.7
Females.....		359	351	338	348	330	299	308	314	332	352	340	328	60	16.7
Doors and shutters, iron and steel.....	10	757	763	756	709	691	669	671	707	702	698	701	714	94	12.3
Males.....		755	761	754	707	690	668	670	706	701	697	700	713	93	12.2
Females.....		2	2	2	2	1	1	1	1	1	1	1	1		(1)
Files.....	4	391	391	401	410	410	402	407	408	407	414	438	471	80	17.0
Males.....		361	362	371	379	381	373	377	372	366	371	391	422	61	14.5
Females.....		30	29	30	31	29	29	30	36	41	43	47	49	20	(1)
Forgings.....	35	3,540	3,680	3,812	3,927	4,200	4,429	4,453	4,535	4,708	5,104	5,173	5,110	1,633	31.6
Males.....		3,399	3,525	3,641	3,753	3,989	4,208	4,227	4,302	4,465	4,836	4,889	4,864	1,490	30.5
Females.....		141	155	171	174	211	221	226	233	243	268	284	246	143	50.4
Foundry and machine-shop products.....	1,181	77,832	81,107	82,397	83,277	85,700	86,445	86,408	88,695	89,931	91,178	91,401	92,256	14,424	15.6
Males.....		75,176	78,194	79,442	80,392	82,856	83,501	83,470	85,647	86,613	87,638	87,801	88,658	13,482	15.2
Females.....		2,656	2,913	2,955	2,885	2,844	2,944	2,938	3,048	3,318	3,540	3,600	3,598	944	26.2
Gas engines and tractors.....	18	2,262	2,333	2,472	2,546	2,508	2,534	2,478	2,533	2,656	2,839	2,898	2,918	656	22.5
Males.....		2,257	2,328	2,467	2,541	2,503	2,529	2,473	2,528	2,651	2,834	2,893	2,913	656	22.5
Females.....		5	5	5	5	5	5	5	5	5	5	5	5		(1)
Nails and spikes, cut, wrought, and wire.....	4	274	282	277	259	269	239	230	233	233	233	228	214	68	24.1
Males.....		247	247	240	226	236	207	198	194	201	200	198	182	65	26.3
Females.....		27	35	37	33	33	32	32	32	32	33	30	32	10	(1)
Pipe, wrought.....	4	571	585	605	608	613	641	640	649	646	654	640	641	83	12.7
Males.....		536	552	570	575	576	606	605	610	610	616	606	607	80	13.0
Females.....		35	33	35	33	37	35	35	33	36	38	34	34	5	(1)

Pumps and windmills.....	27	2,400	2,434	2,393	2,307	2,297	2,279	2,174	2,131	2,141	2,216	2,241	2,312	303	12.4
Males.....		2,391	2,426	2,385	2,299	2,289	2,271	2,166	2,123	2,131	2,206	2,232	2,303	303	12.5
Females.....		9	8	8	8	8	8	8	8	10	10	9	9	2	(1)
Safes and vaults.....	9	2,066	2,094	2,105	2,103	2,081	2,042	1,936	2,003	2,000	2,013	1,987	1,967	169	8.0
Males.....		2,066	2,094	2,105	2,103	2,081	2,042	1,936	2,002	1,999	2,012	1,987	1,967	169	8.0
Females.....									1	1	1			1	
Saws.....	10	116	112	134	159	143	152	137	137	138	153	173	175	63	36.0
Males.....		116	112	134	159	143	152	137	137	138	153	173	175	63	36.0
Screws, machine and wood.....	7	497	552	511	530	579	597	697	709	792	794	709	759	297	37.4
Males.....		335	363	340	347	359	379	445	436	503	507	451	500	172	33.9
Females.....		162	189	171	203	220	218	252	273	289	287	258	259	127	43.9
Sewing machines, cases, and attachments.....	3	1,060	1,036	1,068	1,054	1,036	1,056	1,081	1,128	1,163	1,187	1,221	1,226	190	15.5
Males.....		996	1,027	1,012	999	981	995	1,021	1,064	1,085	1,129	1,150	1,155	174	15.1
Females.....		64	59	56	55	55	61	60	64	68	68	71	71	16	(1)
Springs, coil.....	23	442	494	499	495	544	551	530	517	587	596	587	544	154	25.8
Males.....		390	429	429	427	464	436	462	447	514	514	503	470	124	24.1
Females.....		52	65	70	68	80	75	68	72	73	82	84	74	32	(1)
Springs, steel, car and carriage.....	7	422	487	529	531	518	517	536	540	557	509	518	474	135	34.2
Males.....		359	407	442	445	423	434	452	449	466	428	439	404	107	23.0
Females.....		63	80	87	86	95	83	84	91	91	81	79	70	28	(1)
Steel works and rolling mills.....	60	73,337	77,258	79,779	77,089	77,449	74,333	76,895	78,634	79,838	80,554	80,391	77,423	7,217	9.0
Males.....		72,888	76,800	79,320	76,635	76,994	73,878	76,416	78,152	79,368	80,070	79,914	76,956	7,132	9.0
Females.....		449	458	459	454	455	455	479	482	470	484	477	467	85	7.2
Stoves and furnaces.....	95	9,068	9,369	9,465	9,368	9,164	9,470	9,374	9,840	10,077	11,030	10,813	10,242	1,962	17.8
Males.....		8,774	9,079	9,147	9,070	8,890	9,168	9,057	9,530	9,769	10,695	10,503	9,966	1,921	18.0
Females.....		294	290	318	298	284	302	317	310	308	335	310	276	59	17.6
Tin plate and terneplate.....	4	3,632	3,708	3,849	3,881	4,078	3,938	4,083	4,317	3,953	3,122	3,328	3,278	1,195	27.7
Males.....		3,496	3,563	3,704	3,723	3,907	3,763	3,911	4,143	3,770	3,181	3,004	3,212	1,139	27.5
Females.....		136	138	145	158	171	175	172	174	183	174	178	176	67	36.6
Wire.....	9	4,483	4,557	4,502	4,483	4,480	4,447	4,324	4,457	4,459	4,631	4,631	4,628	307	6.6
Males.....		4,364	4,445	4,388	4,372	4,361	4,335	4,207	4,344	4,350	4,520	4,520	4,517	313	6.9
Females.....		119	112	114	111	119	112	117	113	109	111	111	111	10	8.4
Wirework, wire rope, and cable.....	32	630	660	661	743	759	784	722	713	713	718	718	735	154	19.6
Males.....		568	569	590	651	672	692	637	617	628	617	626	645	124	17.9
Females.....		62	91	91	92	87	92	85	90	85	96	92	90	34	(1)
Iron and steel and their products, n. o. c.....	12	1,176	1,597	1,574	1,475	1,502	1,582	1,415	1,511	1,451	1,274	1,370	1,274	421	26.4
Males.....		1,152	1,570	1,539	1,438	1,474	1,544	1,379	1,463	1,393	1,211	1,293	1,221	418	26.6
Females.....		24	27	35	37	28	38	36	48	58	63	77	53	3	(1)
Leather and leather products.....	130	16,071	16,427	16,264	15,022	14,781	14,813	16,039	16,377	16,004	15,794	14,272	14,588	2,155	13.1
Males.....		9,159	9,671	9,302	8,790	8,636	8,730	9,187	9,253	9,143	9,015	8,391	8,421	1,280	13.2
Females.....		6,912	6,756	6,962	6,232	6,145	6,083	6,852	7,124	6,861	6,779	5,881	6,167	1,243	17.4
Boots, shoes, cut stock, and findings.....	52	13,254	13,563	13,340	12,162	11,948	11,971	13,189	13,495	13,085	12,857	11,378	11,708	2,185	16.1
Males.....		6,956	7,434	7,021	6,546	6,424	6,536	6,997	7,067	6,931	6,810	6,205	6,267	1,229	16.5
Females.....		6,298	6,129	6,319	5,616	5,524	5,435	6,192	6,428	6,154	6,047	5,173	5,441	1,265	19.6
Gloves and mittens, leather.....	3	184	183	188	181	188	195	190	189	201	189	201	191	20	10.0
Males.....		61	63	64	62	64	65	63	62	66	64	62	62	5	(1)
Females.....		123	120	124	119	124	130	129	127	137	133	132	129	18	13.1
Leather, tanned, curried, and finished.....	17	1,505	1,522	1,561	1,541	1,541	1,523	1,510	1,513	1,528	1,515	1,482	1,457	104	6.7
Males.....		1,427	1,439	1,483	1,467	1,455	1,435	1,426	1,422	1,435	1,416	1,394	1,373	110	7.4
Females.....		78	83	78	74	86	88	84	91	93	99	88	84	25	(1)

1 Not computed owing to small number represented.

TABLE A.—Fluctuation in employment in industries other than mining and quarrying in Ohio, 1914 to 1929, by occupation group, industry, and sex—Continued

1928: WAGE EARNERS—Continued

Industry and sex	Number of establishments reporting	Number employed on the 15th of each month												Variation from maximum		
		January	February	March	April	May	June	July	August	September	October	November	December	Number	Per cent	
Manufactures—Continued.																
Leather and leather products—Continued.																
Saddlery and harness.....	15	371	394	405	395	380	362	374	386	395	412	398	394	50	12.1	
Males.....		319	334	333	326	309	294	302	306	307	319	318	308	40	12.0	
Females.....		52	60	72	69	71	68	72	80	88	93	80	86	41	(1)	
Trunks and valises.....	17	200	205	192	193	192	214	211	213	202	196	198	225	33	14.7	
Males.....		169	170	165	161	160	174	171	175	170	165	167	178	18	10.1	
Females.....		31	35	27	32	32	40	40	38	32	31	31	47	20	(1)	
Leather and leather products, n. o. c.....	26	557	560	578	550	532	548	563	580	605	613	622	613	90	14.5	
Males.....		227	231	236	228	224	226	228	331	234	241	245	233	21	8.6	
Females.....		330	329	342	322	308	322	335	349	371	372	377	380	72	18.9	
Liquors and beverages.....	150	1,544	1,566	1,606	1,769	1,901	2,022	2,257	2,184	2,009	1,792	1,637	1,551	713	31.6	
Males.....		1,516	1,535	1,571	1,726	1,863	1,983	2,219	2,156	1,979	1,752	1,597	1,523	703	31.7	
Females.....		28	31	35	43	38	39	38	28	30	40	40	28	15	(1)	
Malt.....	4	177	183	187	193	192	187	180	173	176	183	192	200	27	13.5	
Males.....		168	173	173	178	180	175	168	166	169	176	185	193	27	14.0	
Females.....		9	10	14	15	12	12	12	7	7	7	7	7	8	(1)	
Mineral waters and beverages.....	142	1,354	1,370	1,406	1,564	1,700	1,824	2,067	2,003	1,820	1,578	1,430	1,339	728	35.2	
Males.....		1,337	1,351	1,387	1,538	1,675	1,799	2,043	1,982	1,797	1,546	1,398	1,319	724	35.4	
Females.....		17	19	19	26	25	25	24	21	23	32	32	20	15	(1)	
Liquors and beverages, n. o. c.....	4	13	13	13	12	9	11	10	8	13	31	15	12	23	(1)	
Males.....		11	11	11	10	8	9	8	8	13	30	14	11	22	(1)	
Females.....		2	2	2	2	1	2	2					1	2	(1)	
Lumber and its products.....	1,215	22,475	23,141	23,399	23,783	24,043	24,394	24,305	24,305	24,296	24,513	24,925	24,198	23,574	2,450	9.8
Males.....		20,774	21,397	21,921	21,930	22,172	22,466	22,425	22,409	22,597	22,889	22,250	21,728	2,115	9.2	
Females.....		1,701	1,744	1,818	1,844	1,868	1,928	1,880	1,887	1,916	2,036	1,948	1,846	335	16.5	
Baskets, wood, rattan, and willow.....	19	382	374	367	412	460	479	471	447	447	460	392	327	152	31.7	
Males.....		226	227	226	250	271	275	278	260	251	263	226	199	79	28.4	
Females.....		156	147	141	162	189	204	193	187	196	197	166	128	76	37.3	
Boxes, cigar.....	12	193	225	241	249	250	260	265	263	277	295	279	272	102	34.6	
Males.....		73	91	94	98	95	98	100	100	107	116	103	102	43	37.1	
Females.....		120	134	147	151	155	162	165	163	170	179	176	170	59	33.0	
Boxes and packing crates.....	40	1,127	1,234	1,290	1,264	1,295	1,310	1,266	1,262	1,219	1,194	1,155	1,205	183	14.0	
Males.....		1,054	1,168	1,217	1,190	1,218	1,230	1,197	1,197	1,156	1,132	1,096	1,147	176	14.3	
Females.....		73	66	73	74	77	80	67	65	63	62	59	58	22	(1)	

PART 2.—GENERAL TABLE

Coffins and undertakers' goods.....	13	791	800	780	781	782	781	792	783	793	835	862	887	107	12.1
Males.....		643	641	622	622	621	619	635	635	640	677	702	718	99	13.8
Females.....		148	159	158	159	161	162	157	148	153	158	160	169	21	12.4
Cooperage and related goods.....	67	1,020	1,097	1,187	1,197	1,215	1,207	1,230	1,208	1,184	1,270	1,253	1,091	250	19.7
Males.....		961	1,051	1,134	1,123	1,151	1,146	1,177	1,167	1,147	1,211	1,194	1,043	250	20.6
Females.....		59	46	53	69	64	61	53	41	37	59	59	48	32	(1)
Furniture, including upholstery.....	169	6,421	6,623	6,770	6,624	6,533	6,558	6,376	6,545	6,693	7,080	6,898	6,663	6,564	9.3
Males.....		5,945	6,116	6,244	6,078	5,983	5,944	5,777	5,925	6,116	6,410	6,294	6,106	6,063	9.9
Females.....		476	507	526	546	550	614	599	620	577	620	604	557	144	23.2
Furniture, wicker and reed.....	5	151	165	171	145	135	148	151	133	145	144	149	157	38	22.2
Males.....		145	158	164	139	129	141	145	126	138	136	142	145	38	23.2
Females.....		6	7	7	6	6	7	6	7	7	8	7	12	6	(1)
Lasts.....	7	583	639	666	604	553	597	619	602	568	555	478	504	188	28.2
Males.....		511	552	563	504	464	506	520	500	470	459	397	420	166	29.5
Females.....		72	87	103	100	89	91	99	102	98	96	81	84	31	30.1
Looking-glass and picture frames.....	7	226	232	236	235	225	227	225	227	237	242	250	240	25	10.0
Males.....		182	191	196	195	186	188	186	185	195	198	199	188	17	8.5
Females.....		44	41	40	40	39	39	39	42	42	44	51	52	13	(1)
Matches.....	4	1,631	1,648	1,617	1,554	1,497	1,469	1,452	1,440	1,455	1,533	1,541	1,529	208	12.6
Males.....		1,193	1,201	1,183	1,139	1,090	1,090	1,083	1,068	1,048	1,101	1,106	1,113	153	12.7
Females.....		438	447	434	415	407	379	369	382	407	432	435	416	78	17.4
Saw-mill and planing-mill products.....	815	8,478	8,573	8,791	9,086	9,467	9,697	9,814	9,779	9,909	9,792	9,345	9,051	1,431	14.4
Males.....		8,417	8,521	8,734	9,026	9,408	9,632	9,752	9,715	9,811	9,678	9,266	8,964	1,394	14.2
Females.....		61	52	57	60	64	65	62	64	98	114	79	87	62	54.4
Show cases.....	13	283	290	301	291	279	274	289	308	310	316	324	320	50	15.4
Males.....		277	284	287	283	273	268	281	294	304	309	317	314	49	15.5
Females.....		6	6	14	8	6	6	8	9	6	7	7	8	1	(1)
Wood bending, turning, and carving.....	36	806	828	857	853	856	870	854	803	807	824	841	884	81	9.2
Males.....		764	783	802	799	795	812	791	746	745	764	777	825	80	9.7
Females.....		42	45	55	54	61	58	63	57	62	60	64	59	22	(1)
Wood preserving.....	5	305	339	380	396	401	425	409	411	396	363	359	372	120	28.2
Males.....		305	339	380	396	401	425	409	411	396	363	359	372	120	28.2
Lumber and its products, n. o. c.....	3	78	74	85	92	92	92	92	90	73	72	72	72	20	(1)
Males.....		78	74	85	92	92	92	92	90	73	72	72	72	20	(1)
Metals and metal products.....	523	29,966	31,252	31,446	31,318	31,958	32,194	32,498	33,119	33,444	33,554	33,683	33,238	3,697	11.0
Males.....		24,157	25,207	25,325	25,163	25,750	25,996	26,411	26,782	26,985	26,868	26,880	26,560	2,828	10.5
Females.....		5,829	6,045	6,121	6,155	6,208	6,198	6,087	6,337	6,459	6,686	6,803	6,678	974	14.3
Brass, bronze, and aluminum products.....	144	8,033	8,662	8,715	8,746	8,887	9,049	9,050	8,832	8,701	8,806	8,806	8,818	1,017	11.2
Males.....		7,478	8,059	8,088	8,136	8,268	8,445	8,386	8,159	8,048	8,147	8,150	8,195	967	11.5
Females.....		555	603	627	610	619	604	664	673	656	659	656	623	118	17.5
Caskets, metal.....	3	488	497	507	451	458	480	471	478	474	468	438	470	69	13.6
Males.....		401	412	411	363	385	402	387	392	394	392	362	392	50	12.1
Females.....		87	85	96	88	73	78	84	86	80	76	76	78	23	(1)
Clocks, watches, and materials.....	9	445	452	451	444	439	441	447	502	514	507	499	75	14.6	
Males.....		378	381	378	371	368	368	377	423	424	437	430	427	69	15.8
Females.....		67	71	73	73	71	73	70	78	77	77	77	72	12	(1)
Copper, tin, and sheet-iron products.....	209	11,527	12,046	12,282	12,287	12,655	12,788	12,905	13,327	13,415	13,215	13,281	12,752	1,888	14.1
Males.....		9,629	9,971	10,132	10,000	10,295	10,415	10,673	11,013	11,121	10,871	10,962	10,594	1,492	13.4
Females.....		1,898	2,075	2,150	2,287	2,360	2,373	2,232	2,314	2,294	2,344	2,319	2,158	475	20.0

¹ Not computed owing to small number represented.

TABLE A.—Fluctuation in employment in industries other than mining and quarrying in Ohio, 1914 to 1929, by occupation group, industry, and sex—Continued

1928: WAGE EARNERS—Continued

Industry and sex	Number of establishments reporting	Number employed on the 15th of each month												Variation from maximum	
		January	February	March	April	May	June	July	August	September	October	November	December	Number	Per cent
Manufactures—Continued.															
Metals and metal products—Continued.															
Electroplating.....	25	179	211	209	229	225	231	274	316	349	328	344	358	179	50.0
Males.....		177	205	203	224	220	231	270	310	345	324	337	349	172	49.3
Females.....		2	6	6	5	5	4	4	6	4	4	7	9	9	(1)
Galvanizing.....	8	182	229	238	220	235	230	253	294	290	247	230	283	112	38.1
Males.....		104	209	218	203	218	212	229	271	265	227	208	262	107	39.5
Females.....		18	20	20	17	17	18	24	23	25	20	22	21	8	(1)
Furniture and office fixtures.....	13	2,155	2,213	2,220	2,175	2,299	2,200	2,179	2,220	2,296	2,417	2,483	2,386	328	13.2
Males.....		1,960	2,003	2,012	1,965	2,081	1,984	1,980	2,030	2,068	2,204	2,265	2,157	305	13.5
Females.....		195	210	208	210	218	216	199	190	208	213	218	229	39	17.0
Gas and electric fixtures, lamps, and reflectors.....	41	5,721	5,651	5,535	5,485	5,431	5,468	5,626	5,798	6,036	6,113	6,178	6,261	830	13.3
Males.....		2,912	2,900	2,842	2,860	2,829	2,867	3,060	3,108	3,218	3,146	3,025	3,016	389	12.1
Females.....		2,809	2,751	2,693	2,625	2,602	2,601	2,566	2,690	2,818	2,967	3,153	3,245	679	20.9
Jewelry, including reducing and refining.....	34	655	665	651	665	695	680	671	693	708	739	758	743	107	14.1
Males.....		547	543	531	540	557	543	526	534	543	573	590	593	67	11.3
Females.....		108	122	120	125	138	137	145	159	165	166	168	150	60	35.7
Silverware and plated ware.....	14	319	332	337	325	334	334	328	351	338	333	324	345	32	9.1
Males.....		300	308	314	302	309	310	308	327	316	311	305	326	27	8.3
Females.....		19	24	23	23	25	24	20	24	22	22	19	19	6	(1)
Smelting and refining aluminum, brass, and copper.....	8	108	115	120	120	128	122	126	125	123	130	128	129	22	16.9
Males.....		95	103	108	107	111	107	110	110	109	114	113	114	19	16.7
Females.....		13	12	12	13	17	15	16	15	14	16	15	15	5	(1)
Metals and metal products, n. o. c.....	15	174	179	181	171	172	171	168	183	212	224	206	194	56	25.0
Males.....		116	113	88	92	109	112	105	105	114	122	133	135	47	34.8
Females.....		58	66	93	79	63	59	63	78	98	102	73	59	44	43.1
Paper and printing.....	1,130	39,551	40,056	40,730	40,911	40,922	41,055	40,880	41,116	41,438	41,799	41,906	41,683	2,355	5.6
Males.....		31,637	32,136	32,626	32,899	32,817	32,842	32,834	32,979	33,256	33,315	33,250	33,249	1,678	5.0
Females.....		7,914	7,920	8,104	8,012	8,105	8,213	8,052	8,137	8,182	8,484	8,656	8,434	742	8.6
Bags, paper.....	16	1,194	1,270	1,312	1,316	1,336	1,382	1,299	1,294	1,258	1,233	1,217	1,141	241	17.4
Males.....		564	584	603	611	606	625	591	604	599	598	583	557	68	10.9
Females.....		630	686	709	705	730	757	708	690	659	635	634	584	173	22.9
Boxes, fancy and paper; drinking cups.....	70	3,862	3,783	3,768	3,790	3,849	3,968	3,903	3,971	4,152	4,492	4,542	4,387	774	17.0
Males.....		2,404	2,318	2,327	2,371	2,416	2,473	2,430	2,489	2,674	2,652	2,628	2,606	334	12.6
Females.....		1,458	1,465	1,441	1,419	1,433	1,495	1,473	1,482	1,578	1,840	1,914	1,781	435	25.9

PART 2.—GENERAL TABLE

Card cutting and designing.....	3	159	167	170	164	157	154	159	159	165	179	184	174	30	16.3
Males.....		96	96	99	94	94	92	97	97	97	105	105	99	13	12.4
Females.....		63	71	71	70	63	62	62	63	68	74	79	75	17	(1)
Engraving.....	13	273	235	269	254	241	239	202	209	219	225	228	237	71	26.0
Males.....		142	148	144	141	141	138	125	128	129	131	132	141	23	15.5
Females.....		131	87	125	113	100	101	77	81	90	94	96	96	54	41.2
Envelopes.....	8	1,525	1,520	1,538	1,482	1,474	1,455	1,427	1,433	1,394	1,398	1,450	1,447	144	9.4
Males.....		601	603	615	609	603	598	585	604	585	591	603	596	30	4.9
Females.....		924	917	923	873	871	857	829	829	809	807	847	851	117	12.7
Labels and tags.....	9	751	749	757	774	790	794	788	775	777	774	752	732	62	7.8
Males.....		581	580	583	598	602	606	609	600	602	600	585	570	39	6.4
Females.....		170	169	174	181	188	188	179	175	175	174	167	162	26	13.8
Paper, including stationery.....	63	8,434	8,831	8,870	9,088	9,150	9,029	9,066	9,208	9,277	9,031	8,983	8,915	843	9.1
Males.....		7,077	7,446	7,443	7,631	7,649	7,542	7,588	7,715	7,764	7,548	7,512	7,468	687	8.8
Females.....		1,357	1,385	1,427	1,457	1,501	1,487	1,478	1,493	1,513	1,483	1,471	1,447	156	10.3
Photo-engraving.....	46	722	724	713	721	721	728	721	716	731	738	746	766	53	6.9
Males.....		717	719	708	716	716	723	715	710	725	731	739	759	51	6.7
Females.....		5	5	5	5	5	5	6	6	6	7	7	7	2	(1)
Printing and publishing.....	840	21,162	21,256	21,802	21,820	21,705	21,831	21,852	21,860	21,895	22,146	22,230	22,320	1,158	5.2
Males.....		18,076	18,222	18,675	18,712	18,590	18,661	18,712	18,664	18,748	18,917	18,928	19,024	948	5.0
Females.....		3,086	3,034	3,127	3,089	3,115	3,170	3,140	3,196	3,147	3,229	3,302	3,296	268	8.1
Stereotyping and electrotyping.....	43	939	938	1,001	963	984	966	963	969	999	1,002	991	996	63	6.3
Males.....		911	951	972	962	954	935	927	936	962	956	949	957	61	6.3
Females.....		28	27	29	31	30	31	36	33	37	46	42	39	19	(1)
Paper and printing, n. o. c.....	19	530	543	530	509	515	509	506	522	571	581	583	568	77	13.2
Males.....		468	469	457	440	446	449	442	433	471	486	486	472	53	10.9
Females.....		62	74	73	69	69	60	64	89	100	95	97	96	40	40.0
Rubber products.....	133	56,908	57,394	58,060	56,898	56,446	57,701	58,629	61,755	62,295	61,846	61,083	60,360	5,849	9.4
Males.....		46,650	47,222	47,712	46,924	46,693	47,573	48,130	50,165	50,621	50,060	49,062	48,360	3,971	7.8
Females.....		10,258	10,162	10,348	9,974	9,753	10,128	10,499	11,590	11,674	11,786	12,021	12,000	2,268	18.9
Druggists' sundries and toys, rubber.....	48	4,257	4,416	4,706	4,511	4,453	4,527	4,297	4,612	4,598	4,700	4,479	4,367	449	9.5
Males.....		3,092	3,143	3,316	3,025	2,985	3,023	2,736	3,059	3,202	3,178	3,012	2,965	580	17.5
Females.....		1,165	1,273	1,390	1,486	1,468	1,504	1,561	1,553	1,396	1,522	1,467	1,402	396	25.4
Tires and tubes.....	47	51,184	51,424	51,815	50,903	50,584	51,560	52,573	55,175	55,734	55,270	54,724	54,305	5,150	9.2
Males.....		42,363	42,862	43,173	42,713	42,595	43,280	44,046	45,643	45,993	45,539	44,727	44,138	3,630	7.9
Females.....		8,821	8,562	8,642	8,190	7,989	8,280	8,527	9,532	9,741	9,731	9,997	10,167	2,178	21.4
Rubber garments.....	13	233	255	263	218	231	247	330	430	470	503	514	338	296	57.6
Males.....		83	94	103	86	88	80	103	124	143	153	161	97	80	49.7
Females.....		150	161	160	132	143	166	227	306	327	350	353	241	221	62.6
Rubber products, n. o. c.....	25	1,234	1,289	1,276	1,266	1,178	1,367	1,429	1,538	1,493	1,373	1,366	1,350	360	23.4
Males.....		1,112	1,123	1,120	1,100	1,025	1,189	1,245	1,339	1,283	1,190	1,162	1,160	314	23.5
Females.....		122	166	156	166	153	178	184	199	210	183	204	190	88	41.9
Stone, clay, and glass products.....	772	38,546	40,242	41,112	42,720	44,036	44,311	42,980	44,476	44,927	44,741	43,824	41,749	6,381	14.2
Males.....		32,593	33,973	34,944	36,636	37,781	38,133	37,170	38,109	38,365	38,082	37,076	35,279	5,772	15.0
Females.....		5,953	6,269	6,168	6,084	6,255	6,178	5,810	6,367	6,562	6,659	6,748	6,470	938	13.9
Brick and tile, clay.....	173	8,648	8,280	9,008	9,805	10,173	10,522	10,657	10,671	10,677	10,488	10,273	9,578	2,029	19.0
Males.....		7,703	8,051	8,324	9,111	9,413	9,705	9,796	9,725	9,683	9,470	9,201	8,570	2,093	21.4
Females.....		945	929	684	694	760	817	861	946	994	1,018	1,072	1,008	388	36.2
Cement.....	12	1,056	1,268	1,136	1,255	1,415	1,452	1,317	1,474	1,464	1,464	1,293	1,256	437	29.3
Males.....		1,048	1,259	1,127	1,248	1,404	1,439	1,304	1,471	1,451	1,452	1,277	1,242	430	29.1
Females.....		8	9	9	7	11	13	13	13	13	15	16	14	(1)	

1 Not computed owing to small number represented.

TABLE A.—Fluctuation in employment in industries other than mining and quarrying in Ohio, 1914 to 1929, by occupation group, industry, and sex—Continued

1928: WAGE EARNERS—Continued

Industry and sex	Number of establishments reporting	Number employed on the 15th of each month												Variation from maximum	
		January	February	March	April	May	June	July	August	September	October	November	December	Number	Per cent
Manufactures—Continued.															
Stone, clay, and glass products—Continued.															
Concrete products.....	181	983	1,058	1,116	1,281	1,447	1,536	1,564	1,599	1,653	1,572	1,326	1,125	670	40.5
Males.....		982	1,067	1,115	1,280	1,446	1,535	1,563	1,598	1,652	1,571	1,325	1,124	670	40.6
Females.....		1	1	1	1	1	1	1	1	1	1	1	1		(1)
Glass.....	30	7,840	8,290	8,878	9,013	9,101	8,936	8,128	8,550	8,849	8,877	8,083	8,772	1,261	13.9
Males.....		6,711	6,977	7,397	7,517	7,628	7,596	6,962	7,295	7,501	7,532	7,602	7,471	917	12.0
Females.....		1,129	1,313	1,481	1,496	1,473	1,340	1,166	1,255	1,348	1,345	1,381	1,301	367	24.5
Glass cutting and ornamenting.....	27	482	515	504	471	477	481	477	506	507	508	527	493	56	10.6
Males.....		313	321	315	306	311	312	325	330	332	324	340	314	34	10.0
Females.....		169	194	189	165	166	169	152	176	175	184	187	179	42	21.6
Lime.....	12	338	371	431	498	531	514	531	555	565	605	527	498	267	44.1
Males.....		338	371	431	498	531	514	531	555	565	605	527	498	267	44.1
Marble and stone work; stone yards.....	93	699	724	779	817	829	832	819	826	876	884	880	812	185	20.9
Males.....		698	723	778	816	828	831	818	825	875	883	879	811	185	21.0
Females.....		1	1	1	1	1	1	1	1	1	1	1	1		(1)
Mirrors.....	14	213	230	242	235	249	244	257	258	260	261	246	248	48	18.4
Males.....		201	211	218	215	226	219	237	238	241	242	229	233	41	16.9
Females.....		12	19	24	20	23	25	20	20	19	19	17	15	13	(1)
Pottery, terra-cotta and fire-clay products.....	161	16,941	17,447	17,592	17,902	18,299	18,183	17,534	18,324	18,365	18,438	18,224	17,505	1,497	8.1
Males.....		13,269	13,663	13,834	14,221	14,500	14,392	13,959	14,395	14,378	14,390	14,180	13,575	1,231	8.5
Females.....		3,672	3,784	3,758	3,681	3,799	3,791	3,575	3,929	3,987	4,048	4,044	3,930	473	11.7
Stone and clay, crushing and grinding.....	39	318	316	325	366	404	422	467	464	443	451	411	377	151	32.3
Males.....		318	316	325	366	404	422	467	464	443	451	411	377	151	32.3
Wall plaster, including hydrated lime.....	12	657	676	715	710	732	797	820	835	854	752	721	672	197	23.1
Males.....		655	673	712	707	729	795	818	833	852	750	719	670	197	23.1
Females.....		2	3	3	3	3	2	2	2	2	2	2	2	1	(1)
Stone, clay, and glass products, n. o. c.....	18	371	367	386	367	379	392	409	414	414	412	413	413	47	11.4
Males.....		357	351	363	351	361	373	390	390	391	386	386	394	43	10.9
Females.....		14	16	18	16	18	19	19	24	23	26	27	19	13	(1)
Textiles.....	662	40,672	41,982	42,265	41,734	41,540	41,451	40,587	41,156	41,674	42,801	41,228	40,909	2,214	5.2
Males.....		13,268	13,554	13,679	13,706	13,592	13,633	13,410	13,490	13,522	13,809	13,510	13,515	541	3.9
Females.....		27,404	28,428	28,586	28,028	27,948	27,818	27,177	27,666	28,152	28,992	27,718	27,394	1,815	6.3
Awnings, tents, and sails, including auto fabrics.....	47	1,481	1,671	1,792	1,982	2,117	2,305	1,912	1,756	1,616	1,793	1,723	1,648	824	35.7
Males.....		830	871	925	1,052	1,147	1,206	1,009	915	882	993	918	931	376	31.2
Females.....		651	800	867	930	970	1,099	903	841	734	800	805	717	448	40.8

Bags, other than paper	14	238	258	270	272	276	272	272	259	280	308	312	282	74	23.7
Males		66	64	68	69	71	67	66	68	68	74	75	73	11	(1)
Females		172	194	202	203	205	205	206	191	212	234	237	209	65	27.4
Clothing, men's, including shirts and coat pads	152	14,512	14,811	14,894	14,905	14,597	14,385	14,042	14,322	14,574	14,990	14,633	14,840	948	6.3
Males		3,600	3,593	3,605	3,550	3,575	3,567	3,504	3,578	3,615	3,701	3,595	3,599	197	5.3
Females		10,912	11,218	11,289	10,795	11,022	10,818	10,538	10,744	10,959	11,289	11,038	11,250	751	6.7
Clothing, women's, including corsets	115	5,496	5,838	5,830	5,786	5,470	5,233	5,759	5,831	5,471	5,582	5,135	5,075	763	13.1
Males		1,326	1,362	1,355	1,365	1,208	1,205	1,360	1,344	1,318	1,309	1,241	1,259	160	11.7
Females		4,170	4,476	4,475	4,431	4,262	4,028	4,399	4,487	4,153	4,273	3,894	3,816	671	15.0
Cor dage, twine, jute, and linen	8	727	763	772	747	682	692	702	681	532	650	647	657	240	31.1
Males		579	610	623	594	543	557	567	556	453	531	522	532	170	27.3
Females		148	153	149	153	139	135	135	125	79	119	125	125	74	48.4
Cotton goods and small ware	7	114	113	115	117	117	105	104	99	100	196	197	182	98	53.8
Males		29	29	30	29	30	28	29	28	27	96	100	91	73	73.0
Females		85	84	85	88	87	77	75	71	73	100	97	91	29	29.0
Custom tailoring, men's and women's	71	1,489	1,495	1,568	1,592	1,576	1,565	1,485	1,485	1,542	1,641	1,624	1,574	156	9.5
Males		728	723	775	782	768	767	750	757	811	808	787	787	88	10.9
Females		761	772	793	810	808	798	735	728	754	830	816	787	102	12.3
Dyeing and finishing textiles, including sponging	14	549	557	571	578	583	588	579	559	552	501	486	482	106	18.0
Males		476	484	498	506	507	511	495	478	465	439	428	421	90	17.6
Females		73	73	73	72	76	77	84	81	87	62	58	61	29	(1)
Flags, banners, and regalia	11	983	1,016	1,031	1,048	1,023	1,014	1,003	998	1,024	1,025	1,009	968	80	7.6
Males		361	379	378	380	378	377	380	381	395	386	382	374	34	8.6
Females		622	637	653	668	645	637	623	617	629	639	627	594	74	11.1
Furnishing goods, men's	10	302	340	354	356	370	389	401	399	460	501	505	446	203	40.2
Males		55	56	59	59	59	60	60	62	66	69	67	65	14	(1)
Females		247	284	295	297	311	329	341	337	394	432	438	381	191	43.6
Gloves, cloth	24	2,130	2,025	1,960	1,904	1,967	1,875	1,851	1,934	1,969	1,994	2,005	2,000	279	13.1
Males		252	235	226	230	229	234	235	250	248	261	264	271	45	16.6
Females		1,878	1,790	1,734	1,674	1,638	1,641	1,616	1,684	1,741	1,733	1,741	1,729	262	14.0
Hats and caps, other than felt, straw, or wool	26	491	498	496	499	452	490	463	465	485	484	430	445	68	13.7
Males		169	173	170	176	171	175	168	166	170	166	157	162	19	10.8
Females		322	325	326	313	281	305	295	299	315	318	273	283	53	16.3
Hosiery and knit goods	33	3,513	3,707	3,782	3,843	3,878	3,913	3,954	3,806	4,282	4,507	3,945	3,810	994	22.1
Males		801	853	863	867	868	868	845	832	879	900	870	855	99	11.0
Females		2,712	2,854	2,919	2,976	3,010	3,055	3,109	2,974	3,403	3,607	3,075	2,955	895	24.8
Mattresses, pillows, and cotton felts	33	979	1,006	1,025	1,028	1,013	1,058	1,070	1,080	1,120	1,065	1,031	984	141	12.6
Males		735	758	772	762	751	785	798	811	849	805	780	757	114	13.4
Females		244	248	253	266	262	273	272	269	271	260	251	227	40	16.8
Millinery and lace goods, including artificial flowers and feathers	37	1,077	1,209	1,261	1,299	1,170	1,113	898	1,055	1,201	1,090	916	832	467	36.0
Males		244	276	294	314	285	299	286	293	315	274	248	246	71	22.5
Females		833	933	967	985	885	814	612	762	886	816	668	586	399	40.5
Oilcloth and linoleum	4	611	658	663	630	647	605	620	634	637	652	662	672	67	10.0
Males		602	649	654	621	638	596	611	625	628	641	649	659	63	9.6
Females		9	9	9	9	9	9	9	9	9	11	13	13	4	(1)

¹ Not computed owing to small number represented.

TABLE A.—Fluctuation in employment in industries other than mining and quarrying in Ohio, 1914 to 1929, by occupation group, industry, and sex—Continued

1928: WAGE EARNERS—Continued

Industry and sex	Number of establishments reporting	Number employed on the 15th of each month												Variation from maximum	
		January	February	March	April	May	June	July	August	September	October	November	December	Number	Per cent
Manufactures—Continued.															
Textiles—Continued.															
Silk and silk goods, including throwsters.....	7	2,062	2,038	1,979	1,984	1,961	1,969	1,965	2,028	2,036	2,002	1,947	1,882	180	8.7
Males.....		841	842	794	794	804	789	794	823	830	822	804	805	73	8.7
Females.....		1,221	1,196	1,185	1,170	1,157	1,200	1,171	1,205	1,206	1,180	1,143	1,077	144	11.8
Woolen, worsted, and wool felts, including fur and felt hats.....	16	2,855	2,870	2,745	2,655	2,628	2,812	2,510	2,702	2,770	2,895	3,087	3,094	584	18.9
Males.....		1,058	1,078	1,043	1,021	1,034	1,060	970	1,030	1,048	1,091	1,138	1,143	173	15.1
Females.....		1,797	1,792	1,702	1,634	1,594	1,752	1,540	1,672	1,722	1,804	1,949	1,951	411	21.1
Textiles, n. o. c.....	33	1,063	1,109	1,157	1,129	1,113	1,078	997	1,063	1,003	925	934	1,027	232	20.1
Males.....		516	519	547	535	526	512	483	493	478	440	464	485	107	19.6
Females.....		547	590	610	594	587	566	514	570	525	485	470	542	140	23.0
Tobacco.....	157	9,100	9,842	10,317	9,866	9,815	10,179	10,203	10,084	10,067	10,487	10,549	10,440	1,449	13.7
Males.....		2,269	2,410	2,561	2,359	2,183	2,243	2,215	2,269	2,270	2,284	2,300	2,276	378	14.3
Females.....		6,831	7,432	7,756	7,507	7,632	7,936	7,988	7,815	7,797	8,203	8,249	8,164	1,418	17.2
Chewing and smoking tobacco.....	9	1,380	1,366	1,353	1,345	1,321	1,339	1,353	1,361	1,361	1,389	1,337	1,332	68	4.9
Males.....		710	705	701	694	683	689	690	683	687	692	665	663	47	6.6
Females.....		670	661	652	651	638	650	663	674	674	697	672	669	59	8.5
Cigars and cigarettes.....	97	6,898	7,431	7,459	7,245	7,304	7,542	7,525	7,417	7,447	7,816	7,852	7,720	954	12.1
Males.....		1,284	1,358	1,354	1,302	1,235	1,285	1,275	1,288	1,285	1,299	1,303	1,267	123	9.1
Females.....		5,614	6,073	6,105	5,943	6,069	6,257	6,250	6,129	6,162	6,517	6,549	6,453	935	14.3
Tobacco rehandlers.....	51	822	1,045	1,505	1,276	1,190	1,298	1,325	1,331	1,259	1,282	1,360	1,398	566	37.6
Males.....		275	347	506	368	265	269	250	298	298	203	332	346	256	50.6
Females.....		547	698	999	913	925	1,029	1,075	1,033	961	989	1,028	1,042	528	49.1
Vehicles.....	304	51,149	60,296	64,643	67,908	71,128	72,370	67,130	66,564	67,966	64,971	63,730	67,958	21,221	29.3
Males.....		48,296	56,537	60,787	63,809	66,706	67,935	63,163	62,723	63,751	60,786	59,729	63,767	19,639	28.9
Females.....		2,853	3,759	3,861	4,099	4,422	4,435	3,967	3,841	4,205	4,185	4,001	4,191	1,582	35.7
Airplanes and parts.....	16	677	821	985	1,027	1,095	1,244	1,442	1,425	1,278	1,124	888	595	847	58.7
Males.....		673	813	973	1,012	1,078	1,223	1,423	1,403	1,268	1,117	885	592	831	58.4
Females.....		4	8	12	15	17	21	19	22	10	7	3	3	19	(¹)
Automobiles and parts, including assembling plants.....	186	45,113	53,431	57,442	60,462	64,248	65,468	60,264	59,399	60,736	58,077	57,235	62,014	20,355	31.1
Males.....		42,352	49,804	53,735	56,542	60,026	61,236	56,510	55,842	56,876	54,267	53,550	58,016	18,884	30.8
Females.....		2,761	3,627	3,707	3,920	4,222	4,232	3,754	3,557	3,860	3,810	3,685	3,998	1,471	34.8
Bicycles, motor cycles, and parts.....	5	446	601	600	582	597	537	535	570	653	694	696	580	250	35.9
Males.....		440	588	586	568	581	520	516	546	621	656	651	557	216	32.9
Females.....		6	13	14	14	16	17	19	24	32	38	45	23	39	(¹)

Carriages and sleds, children's.....	7	812	1,288	1,378	1,484	1,553	1,625	1,607	1,680	1,806	1,932	1,711	1,210	1,120	58.0
Males.....		731	1,179	1,253	1,337	1,389	1,463	1,436	1,461	1,528	1,625	1,464	1,065	*894	55.0
Females.....		81	109	125	147	164	162	171	219	280	307	247	145	226	73.6
Carriages, wagons, and materials, including repairing.....	67	1,222	1,257	1,346	1,256	1,370	1,370	1,349	1,350	1,896	1,375	1,359	1,348	174	12.5
Males.....		1,221	1,255	1,344	1,254	1,368	1,368	1,346	1,332	1,874	1,352	1,338	1,326	153	11.1
Females.....		1	2	2	2	2	2	3	18	22	23	21	22	22	(¹)
Cars, steam and street railroad.....	10	1,059	1,048	1,187	1,599	1,809	1,107	1,117	1,152	1,101	1,069	937	960	662	41.4
Males.....		1,059	1,048	1,186	1,598	1,809	1,106	1,116	1,151	1,100	1,069	937	960	661	41.4
Females.....		1	1	1	1	1	1	1	1	1	1	1	1	1	(¹)
Ship and boat building.....	12	1,767	1,795	1,653	1,451	910	972	770	945	942	656	860	1,206	1,139	63.5
Males.....		1,767	1,795	1,653	1,451	910	972	770	945	942	656	860	1,206	1,139	63.5
Vehicles, n. o. c.....	1	53	55	57	47	46	47	46	43	44	44	44	45	14	(¹)
Males.....		53	55	57	47	46	47	46	43	44	44	44	45	14	(¹)
Miscellaneous manufactures.....	949	50,545	53,741	55,119	56,037	57,158	59,461	60,328	61,801	62,591	63,423	63,049	62,354	12,878	20.3
Males.....		40,168	42,535	43,578	44,242	45,163	46,492	46,844	48,077	49,032	48,910	48,442	48,229	8,864	18.1
Females.....		10,377	11,206	11,541	11,795	11,995	12,969	13,484	13,724	13,559	14,513	14,607	14,125	4,230	29.0
Agricultural implements.....	32	2,729	2,879	2,911	2,809	2,616	2,586	2,484	2,746	2,783	2,846	2,913	3,008	524	17.4
Males.....		2,718	2,867	2,898	2,798	2,605	2,575	2,474	2,735	2,770	2,831	2,898	2,990	516	17.3
Females.....		11	12	13	11	11	11	11	11	13	15	15	18	8	(¹)
Batteries, dry and storage.....	42	2,957	3,072	3,176	3,443	3,511	3,622	3,868	4,063	4,240	4,406	3,919	3,683	1,440	32.9
Males.....		2,331	2,426	2,487	2,674	2,729	2,795	2,935	3,180	3,381	3,343	3,029	2,918	1,050	31.1
Females.....		626	646	689	769	782	827	933	883	859	1,063	890	765	437	41.1
Brooms and mops.....	24	298	314	324	303	293	289	229	267	286	296	299	297	95	29.3
Males.....		243	250	259	239	236	232	182	215	230	241	246	242	77	29.7
Females.....		55	64	65	64	57	57	47	52	56	55	53	55	18	(¹)
Brushes.....	22	392	396	416	416	409	430	410	412	402	394	414	389	41	9.5
Males.....		250	257	275	270	268	279	265	272	271	260	263	263	29	10.4
Females.....		142	139	141	146	141	151	145	140	131	134	146	126	25	16.6
Coke.....	7	1,340	1,347	1,382	1,402	1,381	1,357	1,305	1,284	1,321	1,335	1,329	1,356	118	8.4
Males.....		1,340	1,347	1,382	1,402	1,381	1,357	1,305	1,284	1,321	1,335	1,329	1,356	118	8.4
Dairymen's, poulterers', and apiarists' supplies.....	5	711	664	541	438	398	378	440	493	436	452	529	649	333	46.8
Males.....		670	621	495	394	357	328	394	439	388	404	488	609	342	51.0
Females.....		41	43	46	44	41	50	46	54	48	48	41	40	14	(¹)
Dentists' supplies.....	18	540	543	548	561	557	531	539	548	533	548	566	566	35	6.2
Males.....		347	343	343	356	350	325	333	346	334	349	370	383	58	15.1
Females.....		193	200	205	205	207	206	206	202	199	199	196	173	34	16.4
Electrical machinery, apparatus, and supplies.....	171	17,726	18,802	19,652	20,453	21,396	21,742	21,420	21,482	22,639	23,308	23,619	24,123	6,397	26.5
Males.....		13,925	14,615	15,233	15,795	16,482	16,874	16,759	16,892	17,845	18,320	18,411	18,677	4,752	25.4
Females.....		3,801	4,187	4,419	4,655	4,914	4,868	4,661	4,590	4,794	4,988	5,208	5,446	1,645	30.2
Enamelling and japanning.....	14	562	550	560	546	560	586	586	555	619	677	740	675	248	33.5
Males.....		362	355	357	362	333	349	382	369	420	462	520	467	187	36.0
Females.....		200	195	203	184	159	211	204	186	199	215	220	208	61	27.7
Fire extinguishers, chemical.....	4	364	368	382	393	378	388	393	399	395	396	393	387	35	8.8
Males.....		351	355	369	377	365	375	379	385	382	383	380	374	34	8.8
Females.....		13	13	13	16	13	13	14	14	13	13	13	13	3	(¹)

¹ Not computed owing to small number represented.

TABLE A.—Fluctuation in employment in industries other than mining and quarrying in Ohio, 1914 to 1929, by occupation group, industry, and sex—Continued

1928: WAGE EARNERS—Continued

Industry and sex	Number of establishments reporting	Number employed on the 15th of each month												Variation from maximum		
		January	February	March	April	May	June	July	August	September	October	November	December	Number	Per cent	
Manufactures—Continued.																
Miscellaneous manufactures—Continued.																
Fireworks.....	4	102	103	99	103	103	106	92	89	95	96	102	111	20	18.0	
Males.....		42	43	43	46	47	53	44	42	39	37	39	40	16	(1)	
Females.....		60	60	56	57	56	55	48	47	56	59	63	71	24	(1)	
Foundry supplies.....	8	190	193	191	208	199	198	203	195	201	224	221	213	34	15.2	
Males.....		186	189	187	204	195	194	199	191	197	220	217	214	34	15.5	
Females.....		4	4	4	4	4	4	4	4	4	4	4	4		(1)	
Fur goods.....	17	112	104	103	112	122	139	153	165	176	182	187	174	84	44.9	
Males.....		63	63	63	66	67	69	72	78	86	84	88	84	25	(1)	
Females.....		49	41	40	46	55	70	81	87	90	98	99	90	59	(1)	
Hand stamps, stencils, and brands.....	17	267	272	271	258	272	285	275	260	256	254	259	256	31	10.9	
Males.....		176	181	180	163	177	177	179	184	184	187	185	182	24	12.8	
Females.....		91	91	91	95	95	108	96	76	72	67	74	74	41	38.0	
House-furnishing goods, miscellaneous.....	11	5,153	6,289	6,388	5,940	5,941	6,103	6,101	5,990	5,915	5,749	5,583	5,904	1,235	19.3	
Males.....		4,746	5,804	5,901	5,494	5,493	5,650	5,640	5,531	5,474	5,334	5,167	5,467	1,155	19.6	
Females.....		407	487	487	446	448	453	461	459	444	415	416	437	80	16.4	
Ice, manufactured.....	130	1,313	1,356	1,443	1,774	2,165	2,673	3,160	3,169	2,861	2,190	1,559	1,356	1,856	58.6	
Males.....		1,309	1,352	1,438	1,769	2,160	2,668	3,154	3,164	2,856	2,186	1,556	1,353	1,855	58.6	
Females.....		4	4	5	5	5	5	6	5	5	4	3	3		(1)	
Instruments, professional and scientific.....	15	408	386	381	376	382	387	398	384	399	435	454	436	78	17.2	
Males.....		301	287	283	273	281	279	282	280	284	314	317	322	49	15.2	
Females.....		107	99	98	103	101	108	116	104	115	121	137	114	39	28.5	
Models and patterns, other than paper.....	88	784	828	819	845	885	885	911	899	908	926	898	945	161	17.0	
Males.....		782	826	817	843	883	883	909	893	902	921	893	938	156	16.6	
Females.....		2	2	2	2	2	2	2	6	6	5	5	7		(1)	
Musical instruments and materials, other than pianos and organs.....	8	904	960	1,008	990	975	948	818	934	999	1,078	1,256	1,244	438	34.9	
Males.....		699	730	761	730	721	695	578	698	734	793	939	937	361	38.3	
Females.....		205	230	247	260	254	253	240	236	265	285	317	307	112	35.4	
Optical goods.....	37	331	346	328	327	325	369	377	383	386	386	386	382	376	61	15.8
Males.....		299	311	296	295	293	329	340	347	347	347	342	338	54	15.6	
Females.....		32	35	32	32	32	31	37	36	39	39	40	38	9	(1)	
Paving materials.....	7	29	29	31	32	150	109	144	174	187	196	191	71	167	85.2	
Males.....		29	29	31	32	150	109	144	174	187	196	191	71	167	85.2	

Pens, fountain, stylographic, and gold.....	5	222	221	218	201	214	203	193	187	231	261	276	242	89	32.2
Males.....		146	145	143	133	143	132	125	126	143	158	155	149	33	20.9
Females.....		76	76	75	68	71	71	68	61	88	103	121	93	60	49.6
Photographic apparatus and supplies.....	7	143	133	133	139	145	150	147	146	150	150	152	149	19	12.5
Males.....		81	79	77	76	79	81	70	81	79	81	82	82	6	(1)
Females.....		62	54	56	63	66	69	68	65	71	69	70	67	17	(1)
Pianos, organs, and supplies.....	12	1,383	1,371	1,265	1,278	1,164	1,196	1,086	1,223	1,197	1,144	1,027	965	418	30.2
Males.....		1,245	1,238	1,155	1,169	1,057	1,086	976	1,113	1,064	1,049	983	874	371	29.8
Females.....		138	133	110	109	107	110	110	105	103	95	94	91	47	34.1
Radios and parts.....	17	1,519	1,623	1,504	1,381	1,166	2,291	3,290	3,914	3,677	4,107	4,366	3,820	3,200	73.3
Males.....		974	547	520	498	413	678	916	1,201	1,395	1,301	1,620	1,495	1,207	74.5
Females.....		945	1,076	984	583	753	1,613	2,374	2,713	2,342	2,806	2,746	2,325	2,083	73.2
Roofing materials.....	9	887	883	971	1,001	1,005	1,025	1,073	1,060	1,067	1,025	962	899	294	18.8
Males.....		879	875	963	992	996	1,017	1,065	1,058	1,057	995	951	867	198	18.6
Females.....		8	8	8	9	9	8	8	8	30	30	31	32	24	(1)
Signs and advertising novelties.....	77	2,279	2,358	2,449	2,555	2,576	2,588	2,559	2,592	2,583	2,607	2,680	2,680	401	15.0
Males.....		1,794	1,852	1,899	1,997	1,995	1,984	1,993	2,016	2,010	2,017	2,040	2,044	250	12.2
Females.....		485	506	550	558	581	604	566	576	573	590	640	636	155	24.2
Soda-water apparatus.....	4	322	331	362	405	458	506	412	376	372	372	405	179	327	64.6
Males.....		320	329	360	402	455	505	409	373	368	368	401	175	328	65.2
Females.....		2	2	2	3	3	3	3	3	4	4	4	4	2	(1)
Sporting and athletic goods.....	15	1,318	1,447	1,488	1,495	1,559	1,424	1,465	1,396	1,360	1,369	1,387	1,432	241	15.5
Males.....		861	894	912	920	969	913	952	899	886	903	937	985	124	12.6
Females.....		467	553	576	575	590	511	513	497	474	466	450	447	143	24.2
Surgical appliances and artificial limbs.....	9	162	163	164	160	157	166	163	169	174	170	170	170	17	9.8
Males.....		79	80	80	79	75	81	77	82	84	82	83	83	9	(1)
Females.....		83	83	84	81	82	85	86	87	90	88	87	87	9	(1)
Toys and games.....	33	2,841	2,963	3,061	3,070	3,090	3,195	3,044	3,181	3,226	3,241	3,277	3,217	596	15.9
Males.....		1,327	1,430	1,497	1,404	1,479	1,515	1,445	1,523	1,532	1,574	1,595	1,488	268	16.8
Females.....		1,514	1,533	1,564	1,606	1,611	1,680	1,599	1,658	1,694	1,767	1,782	1,729	268	15.0
Umbrellas and canes.....	4	176	169	173	153	145	139	147	149	147	146	148	144	37	21.0
Males.....		72	69	67	60	56	58	59	55	60	59	58	55	17	(1)
Females.....		104	100	106	93	89	81	88	94	87	87	90	89	25	23.6
Washing machines and clothes wringers.....	19	510	572	596	561	548	500	492	477	482	502	508	519	109	18.6
Males.....		481	544	550	523	506	476	465	448	458	480	484	495	102	18.5
Females.....		29	28	36	38	42	24	27	29	24	22	24	24	20	(1)
Window shades and fixtures.....	14	190	192	217	218	215	196	206	221	218	220	211	195	51	14.0
Males.....		149	140	155	160	151	135	149	165	160	164	156	146	30	18.2
Females.....		41	52	62	58	64	61	57	56	58	56	55	49	23	(1)
Miscellaneous manufactures, n. o. c.....	43	1,381	1,494	1,674	1,671	1,766	1,804	1,745	1,813	1,647	1,635	1,667	1,529	432	23.8
Males.....		991	1,062	1,102	1,169	1,216	1,238	1,185	1,233	1,134	1,132	1,094	1,066	247	20.0
Females.....		390	432	472	502	550	566	560	580	513	503	473	463	190	32.8
Service.....	8,210	85,607	85,675	87,150	90,256	92,438	93,934	92,442	92,959	94,898	94,270	92,600	91,690	9,286	9.8
Males.....		50,624	50,537	51,652	54,255	55,703	56,646	56,165	56,681	57,700	56,930	55,418	54,690	7,163	12.4
Females.....		34,983	35,138	35,498	36,001	36,735	37,288	36,277	36,278	37,193	37,340	37,182	37,000	2,357	6.3
Advertising.....	47	583	575	711	765	710	698	697	644	603	657	629	614	190	24.8
Males.....		541	547	656	681	634	619	611	593	558	615	589	566	140	20.6
Females.....		42	28	55	84	56	49	56	51	45	42	40	48	50	(1)

¹ Not computed owing to small number represented.

TABLE A.—Fluctuation in employment in industries other than mining and quarrying in Ohio, 1914 to 1929, by occupation group, industry, and sex—Continued

1928: WAGE EARNERS—Continued

Industry and sex	Number of establishments reporting	Number employed on the 15th of each month												Variation from maximum	
		January	February	March	April	May	June	July	August	September	October	November	December	Number	Per cent
Service—Continued.															
Banks.....	636	1,698	1,691	1,716	1,711	1,727	1,729	1,738	1,734	1,731	1,736	1,742	1,750	59	3.4
Males.....		1,171	1,174	1,187	1,197	1,209	1,207	1,213	1,216	1,219	1,223	1,229	1,236	65	5.3
Females.....		527	517	529	514	518	522	525	518	512	513	513	514	17	3.2
Barbers and hair dressers.....	100	662	667	710	712	737	755	737	700	695	700	701	702	93	12.3
Males.....		362	361	389	383	383	384	382	374	380	380	381	384	28	7.2
Females.....		300	306	321	329	354	371	355	326	315	320	320	318	71	19.1
Bowling alleys and parks.....	223	1,369	1,381	1,472	1,886	2,111	3,156	3,458	3,714	2,977	2,054	1,717	1,633	2,345	63.1
Males.....		1,296	1,307	1,395	1,801	1,927	2,473	2,669	2,940	2,705	1,961	1,624	1,547	1,644	55.9
Females.....		73	74	77	85	184	683	789	774	272	98	93	86	716	90.7
Churches.....	65	647	641	636	646	630	558	448	425	550	583	634	643	222	34.3
Males.....		306	308	302	306	301	282	233	226	290	298	309	315	89	28.3
Females.....		341	333	334	340	329	276	215	199	270	285	325	328	142	41.6
Clubs, athletic, country, and yacht.....	167	1,840	1,737	1,970	2,778	3,494	3,822	4,106	3,960	3,711	3,140	2,348	1,929	2,319	56.5
Males.....		1,391	1,373	1,526	2,309	2,933	3,247	3,498	3,353	3,119	2,608	1,900	1,487	2,120	60.7
Females.....		449	414	444	469	561	575	613	607	592	532	448	442	199	32.5
Garages, including auto body repair.....	1,771	11,805	11,805	12,004	12,387	12,626	12,872	13,059	13,304	13,293	13,130	12,947	13,073	1,499	11.3
Males.....		11,782	11,783	11,981	12,366	12,604	12,851	13,037	13,283	13,273	13,108	12,925	13,052	1,501	11.3
Females.....		23	22	23	21	22	21	22	21	20	22	22	21	3	(1)
Hospitals.....	176	8,477	8,586	8,589	8,582	8,686	8,771	8,941	8,953	8,983	9,043	8,905	8,993	566	6.3
Males.....		1,913	1,939	1,922	1,928	1,953	1,959	2,008	2,001	1,991	1,999	1,998	1,998	95	4.7
Females.....		6,564	6,647	6,667	6,654	6,733	6,812	6,933	6,952	6,992	7,044	6,907	6,995	480	6.8
Hotels.....	411	11,564	11,553	11,445	11,631	11,844	11,836	11,743	12,170	12,070	12,101	12,020	11,847	725	6.0
Males.....		6,001	5,987	5,965	6,030	6,101	6,109	6,045	6,317	6,277	6,252	6,179	6,127	352	5.6
Females.....		5,563	5,566	5,480	5,601	5,743	5,727	5,698	5,853	5,798	5,849	5,841	5,720	373	6.4
Laundries, dry cleaners, and renovating.....	478	12,479	12,550	12,848	13,422	13,544	13,698	13,694	13,509	13,694	13,591	13,502	13,342	1,219	8.9
Males.....		4,863	4,884	5,005	5,281	5,334	5,310	5,240	5,290	5,290	5,288	5,236	5,122	471	8.8
Females.....		7,616	7,666	7,843	8,141	8,210	8,388	8,394	8,293	8,404	8,303	8,266	8,220	788	9.4
Offices.....	1,601	4,168	4,191	4,249	4,278	4,369	4,442	4,456	4,469	4,465	4,461	4,475	4,862	694	14.3
Males.....		3,923	3,934	3,988	4,024	4,101	4,193	4,197	4,228	4,218	4,396	4,465	4,569	646	14.1
Females.....		245	257	261	254	268	249	259	241	247	265	260	298	52	17.7
Office buildings, including window cleaning.....	454	4,819	4,968	5,078	5,231	5,298	5,170	5,084	5,103	5,076	5,111	5,115	5,156	479	9.0
Males.....		2,896	2,971	3,042	3,184	3,196	3,118	3,059	3,065	3,046	3,063	3,041	3,080	300	9.4
Females.....		1,923	1,997	2,036	2,047	2,102	2,052	2,025	2,038	2,030	2,048	2,074	2,076	179	8.5

Photographers.....	42	199	201	209	211	221	228	227	222	225	230	236	255	56	22.0
Males.....		137	137	135	135	140	142	143	139	144	151	153	164	19	12.3
Females.....		62	64	74	76	81	86	84	83	81	79	83	101	39	38.6
Restaurants.....	1,011	11,224	11,254	11,430	11,544	11,884	12,062	11,903	12,038	12,514	12,458	12,576	12,403	1,352	10.8
Males.....		5,127	5,136	5,242	5,298	5,462	5,563	5,519	5,595	5,783	5,761	5,834	5,771	707	12.1
Females.....		6,097	6,118	6,188	6,246	6,422	6,519	6,384	6,443	6,731	6,697	6,742	6,632	645	9.6
Schools and colleges.....	107	4,400	4,385	4,396	4,396	4,426	4,048	2,167	2,071	4,085	4,519	4,507	4,451	2,448	54.2
Males.....		2,502	2,484	2,488	2,495	2,518	2,379	1,477	1,433	2,443	2,581	2,546	2,497	1,148	44.5
Females.....		1,898	1,901	1,908	1,901	1,908	1,669	690	638	1,642	1,938	1,961	1,954	1,323	67.5
Servants in private homes.....	169	707	710	721	737	891	931	934	925	913	913	889	854	227	24.3
Males.....		309	312	328	391	474	501	512	511	512	485	464	427	203	39.6
Females.....		398	398	393	396	417	430	422	414	419	428	425	427	37	8.6
Shoe repair.....	18	168	173	178	190	183	194	188	192	188	185	189	184	26	13.4
Males.....		163	168	172	185	178	189	183	188	184	182	186	181	26	13.8
Females.....		5	5	6	5	5	5	5	4	4	3	3	3	3	(1)
Social agencies.....	121	1,436	1,417	1,441	1,376	1,377	1,475	1,445	1,447	1,318	1,368	1,423	1,369	157	10.6
Males.....		404	396	399	357	359	378	340	345	298	335	369	345	111	27.5
Females.....		1,032	1,021	1,042	1,019	1,018	1,097	1,105	1,102	1,025	1,033	1,054	1,024	87	7.9
Theaters.....	308	4,631	4,575	4,648	4,744	4,391	4,200	3,998	4,051	4,567	4,868	4,800	4,802	870	17.9
Males.....		3,428	3,390	3,457	3,542	3,217	3,070	2,915	2,939	3,390	3,667	3,633	3,617	752	20.5
Females.....		1,203	1,185	1,191	1,202	1,174	1,130	1,083	1,112	1,177	1,201	1,167	1,185	120	10.0
Undertakers.....	88	315	315	317	321	311	315	320	319	314	316	320	323	12	3.7
Males.....		293	293	295	298	289	291	296	295	292	293	297	300	11	3.7
Females.....		22	22	22	23	22	24	22	24	22	23	23	23	2	(1)
Y. M. C. A. and Y. W. C. A.....	39	898	896	909	905	902	897	916	908	877	916	939	925	62	6.6
Males.....		377	374	386	387	377	373	404	407	372	400	412	409	40	9.9
Females.....		521	522	523	518	525	524	512	501	505	516	527	516	26	4.9
Service, n. o. c.....	178	1,518	1,354	1,473	1,753	2,076	2,067	2,273	2,101	2,026	1,990	1,736	1,610	919	40.4
Males.....		1,439	1,279	1,392	1,677	1,993	2,008	2,187	2,017	1,931	1,884	1,648	1,506	908	41.5
Females.....		79	75	81	76	83	79	86	84	95	106	88	104	31	29.2
Trade, retail and wholesale.....	8,916	54,610	54,367	54,778	55,658	56,263	56,732	56,630	56,610	58,093	58,923	59,044	60,902	6,535	10.7
Males.....		44,375	44,259	44,437	45,126	45,659	46,001	46,279	46,226	47,677	48,028	47,861	48,775	4,516	9.3
Females.....		10,235	10,108	10,341	10,532	10,604	10,731	10,351	9,984	10,416	10,895	11,183	12,127	2,143	17.7
Retail delivery, milk, ice, and water.....	132	1,805	1,853	1,703	1,731	1,769	1,844	1,896	1,898	1,922	1,812	1,720	1,688	234	12.2
Males.....		1,801	1,849	1,699	1,726	1,764	1,839	1,891	1,893	1,918	1,808	1,716	1,683	235	12.3
Females.....		4	4	4	4	5	5	5	5	4	4	4	5	1	(1)
Stores, retail and wholesale.....	7,485	43,587	43,359	43,822	44,099	45,094	45,296	44,933	44,682	46,005	46,823	47,414	49,601	6,242	12.6
Males.....		33,961	33,849	34,085	34,736	35,140	35,243	35,273	35,343	36,231	36,586	36,885	38,122	4,273	11.2
Females.....		9,626	9,510	9,737	9,313	9,954	10,043	9,660	9,339	9,774	10,237	10,529	11,479	2,140	18.6
Yards, lumber, coal, and scrap.....	1,299	9,218	9,155	9,253	9,228	9,400	9,002	9,801	10,030	10,166	10,283	9,910	9,613	1,133	11.0
Males.....		8,613	8,561	8,653	8,614	8,755	8,919	9,115	9,390	9,528	9,634	9,260	8,970	1,073	11.1
Females.....		605	594	600	614	645	683	686	640	638	654	650	643	92	13.4
Transportation and public utilities.....	1,625	61,748	61,148	62,572	63,318	68,916	70,515	70,580	71,647	72,055	72,250	71,219	68,544	11,102	15.4
Males.....		49,124	48,495	49,852	53,420	55,704	56,963	57,012	58,262	58,852	59,041	57,927	55,306	10,546	17.9
Females.....		12,624	12,653	12,740	12,898	13,212	13,552	13,568	13,385	13,203	13,209	13,292	13,238	944	7.0
Drayage and storage, including livery.....	813	10,723	10,646	10,970	11,215	11,457	11,626	11,623	11,662	11,699	11,993	11,701	11,553	1,347	11.2
Males.....		8,970	8,879	9,179	9,429	9,653	9,837	9,872	9,973	9,994	10,223	9,915	9,773	1,344	13.1
Females.....		1,753	1,767	1,791	1,786	1,804	1,789	1,751	1,689	1,705	1,770	1,786	1,775	115	6.4

1 Not computed owing to small number represented.

TABLE A.—Fluctuation in employment in industries other than mining and quarrying in Ohio, 1914 to 1929, by occupation group, industry, and sex—Continued

1928: WAGE EARNERS—Continued

Industry and sex	Number of establishments reporting	Number employed on the 15th of each month												Variation from maximum		
		January	February	March	April	May	June	July	August	September	October	November	December	Number	Per cent	
Transportation and public utilities—Con.																
Electric light and power.....	109	9,990	9,570	9,947	10,444	10,575	10,594	10,674	11,152	11,458	11,925	11,659	11,092	2,355	19.7	
Males.....		9,974	9,545	9,922	10,420	10,548	10,561	10,638	11,119	11,427	11,896	11,627	11,059	2,351	19.8	
Females.....		25	25	25	24	27	33	36	33	31	29	32	33	12	(1)	
Electric railroads.....	38	13,927	13,929	14,031	14,418	14,749	14,830	14,784	14,618	14,565	14,380	14,083	13,990	903	6.1	
Males.....		13,827	13,830	13,932	14,320	14,651	14,732	14,636	14,521	14,470	14,284	13,989	13,896	905	6.1	
Females.....		100	99	99	98	98	98	98	97	95	96	94	94	6	6.0	
Natural gas.....	44	4,343	4,027	4,281	5,307	6,095	6,602	6,872	7,289	7,771	7,525	7,227	6,437	3,744	48.2	
Males.....		4,308	3,993	4,249	5,277	6,064	6,568	6,839	7,257	7,730	7,489	7,193	6,399	3,746	48.4	
Females.....		35	34	32	30	31	34	33	32	32	36	34	38	8	(1)	
Pipe lines (petroleum).....	10	991	930	1,001	1,145	1,314	1,436	1,370	1,416	1,412	1,393	1,750	1,264	820	46.9	
Males.....		991	930	1,001	1,145	1,314	1,436	1,370	1,416	1,412	1,393	1,750	1,264	820	46.9	
Steam railroads.....	8	416	474	509	461	556	569	487	573	571	594	589	532	178	30.0	
Males.....		415	473	508	460	555	568	486	572	570	593	588	531	178	30.0	
Females.....		1	1	1	1	1	1	1	1	1	1	1	1		(1)	
Stock yards.....	29	267	245	258	268	285	270	252	250	272	272	260	247	38	13.3	
Males.....		267	245	258	268	285	270	252	250	272	272	260	247	38	13.3	
Taxis and bus service.....	148	2,073	2,134	2,159	2,173	2,213	2,356	2,421	2,597	2,640	2,567	2,527	2,555	567	21.5	
Males.....		2,062	2,127	2,151	2,165	2,205	2,347	2,411	2,587	2,629	2,556	2,512	2,540	567	21.6	
Females.....		11	7	8	8	8	9	10	10	11	11	15	15	8	(1)	
Telegraph and telephone, including messenger service.....	364	17,920	17,960	18,145	19,517	19,957	20,357	20,255	20,258	19,870	19,771	19,782	19,724	2,437	12.0	
Males.....		17,920	17,960	18,145	19,517	19,957	20,357	20,255	20,258	19,870	19,771	19,782	19,724	2,437	12.0	
Females.....		10,699	10,719	10,783	10,951	11,242	11,598	11,638	11,522	11,327	11,266	11,329	11,282	939	8.1	
Transportation by water, including stevedoring.....	28	888	1,089	1,080	1,144	1,458	1,591	1,612	1,542	1,517	1,560	1,359	887	725	45.0	
Males.....		888	1,088	1,079	1,144	1,457	1,591	1,612	1,542	1,517	1,560	1,358	887	725	45.0	
Females.....		1	1	1	1	1	1	1	1	1	1	1	1	1	(1)	
Waterworks.....	22	175	167	165	201	218	243	228	242	226	220	224	212	78	32.1	
Males.....		175	167	165	201	218	243	228	242	226	220	224	212	78	32.1	
Transportation and public utilities, n. o. c.....	12	26	24	26	25	39	41	52	48	54	50	49	51	30	(1)	
Males.....		26	24	26	25	39	41	51	47	53	50	49	51	29	(1)	
Females.....								1	1	1					(1)	

1928: BOOKKEEPERS, STENOGRAPHERS, AND OFFICE CLERKS

ALL INDUSTRIES	39,979	149,557	150,289	151,266	152,161	152,640	154,101	155,284	156,348	156,788	156,968	157,415	158,626	9,069	5.7
Males	74,990	75,885	75,318	75,885	76,219	76,472	77,338	77,944	78,494	78,606	78,690	78,979	79,162	4,172	5.3
Females	74,667	74,971	75,381	75,381	75,942	76,168	76,763	77,340	77,854	78,182	78,278	78,436	79,464	4,897	6.2
Agriculture	1,329	376	432	449	485	478	431	399	402	411	401	405	397	109	22.5
Males	98	101	103	103	106	106	103	100	106	109	104	108	106	11	10.1
Females	278	331	346	382	372	328	299	299	296	302	297	297	291	104	27.2
Dairy farming	51	60	62	59	59	59	58	59	61	60	62	60	61	4	(1)
Males	26	27	28	28	28	29	29	29	29	29	29	29	29	3	(1)
Females	34	35	31	31	31	31	29	32	32	31	33	31	32	6	(1)
Florists, fruit growers, and nurserymen	338	268	321	339	379	373	331	297	296	304	292	299	290	111	29.3
Males	58	60	61	61	66	66	62	61	64	65	62	66	64	8	(1)
Females	210	261	278	318	307	269	236	232	239	230	233	233	226	108	34.0
Agriculture, n. o. c.	940	48	49	51	47	46	42	43	45	47	47	46	46	9	(1)
Males	14	14	14	14	12	12	12	13	15	13	13	13	13	3	(1)
Females	34	35	37	33	34	30	31	32	32	34	33	33	33	7	(1)
Construction	9,942	4,470	4,486	4,534	4,633	4,705	4,780	4,844	4,877	4,866	4,873	4,850	4,809	407	8.3
Males	2,370	2,375	2,405	2,485	2,485	2,541	2,580	2,612	2,631	2,631	2,614	2,599	2,576	261	9.9
Females	2,100	2,111	2,129	2,148	2,148	2,164	2,200	2,232	2,246	2,235	2,259	2,251	2,233	159	7.0
Brick, stone, and cement work; mantel setting	955	219	216	220	218	223	222	230	234	232	236	233	236	20	8.5
Males	137	135	138	134	141	138	139	140	144	144	145	142	143	11	7.6
Females	82	81	82	84	82	84	91	94	88	91	91	91	93	13	(1)
Electrical contracting	454	501	502	499	499	499	504	502	499	502	491	490	494	14	2.8
Males	210	208	207	207	207	207	209	205	205	210	200	200	200	10	4.8
Females	291	294	292	292	292	292	295	297	294	292	291	290	294	7	2.4
Erecting or installing machinery	194	170	173	172	178	181	186	187	191	192	196	196	202	32	15.8
Males	108	110	110	115	116	121	120	125	124	129	129	133	133	25	18.8
Females	62	63	62	63	65	65	67	67	67	67	67	67	69	7	(1)
General contracting, including wrecking	3,608	1,467	1,471	1,486	1,540	1,563	1,623	1,650	1,661	1,620	1,629	1,620	1,607	194	11.7
Males	876	886	899	893	953	995	1,017	1,017	1,017	983	979	968	962	141	13.9
Females	591	591	600	611	610	628	633	644	637	637	650	652	645	61	9.4
Oil, gas, and water, drilling or producing	707	316	317	318	316	314	319	312	314	319	318	316	317	7	2.2
Males	231	232	235	234	233	227	231	231	230	229	227	227	229	10	4.2
Females	85	84	83	82	81	82	81	83	83	89	89	89	88	8	(1)
Painting and decorating	942	138	140	144	148	150	148	151	152	155	156	155	150	18	11.5
Males	45	46	46	48	49	47	47	46	48	48	50	50	49	5	(1)
Females	93	94	98	100	101	101	104	106	107	107	108	105	101	14	13.1
Plumbing and steam fitting	851	740	740	749	753	755	753	757	758	768	770	775	776	36	4.6
Males	304	304	314	324	324	322	322	327	327	334	330	332	336	32	9.5
Females	436	436	435	429	431	433	435	431	434	434	440	443	440	14	3.2
Sand and gravel excavating	151	85	85	85	88	89	95	99	99	97	96	93	94	14	(1)
Males	58	58	58	59	61	64	66	66	65	65	64	65	65	8	(1)
Females	27	27	27	29	28	31	33	33	32	31	29	29	29	6	(1)
Sheet-metal work and roofing	457	266	268	271	275	275	275	282	282	281	287	288	285	23	8.0
Males	106	106	107	109	108	108	105	105	106	107	109	109	108	4	3.7
Females	160	162	164	166	167	170	177	177	176	174	178	180	177	20	11.1

1 Not computed owing to small number represented.

1928: BOOKKEEPERS, STENOGRAPHERS, ETC.

525

66429-32-34

TABLE A.—Fluctuation in employment in industries other than mining and quarrying in Ohio, 1914 to 1929, by occupation group, industry, and sex—Continued

1928: BOOKKEEPERS, STENOGRAPHERS, AND OFFICE CLERKS—Continued

Industry and sex	Number of establishments reporting	Number employed on the 15th of each month												Variation from maximum	
		January	February	March	April	May	June	July	August	September	October	November	December	Number	Per cent
Construction—Continued.															
Street, road, and sewer contracting.....	1, 131	386	386	403	434	463	460	476	478	485	476	464	432	99	20. 4
Males.....		223	222	233	256	273	264	281	281	297	288	284	275	75	25. 3
Females.....		163	164	170	178	190	196	195	197	188	186	180	175	34	17. 3
Ventilating and heating.....	125	125	130	127	123	127	129	131	136	138	144	138	137	21	14. 6
Males.....		45	45	42	41	43	45	45	48	46	52	51	53	12	()
Females.....		78	85	85	82	84	84	86	88	90	92	87	84	14	()
Construction, n. o. c.....	367	59	58	60	61	66	66	67	73	78	74	81	79	23	()
Males.....		27	28	29	29	33	33	34	39	41	38	43	41	16	()
Females.....		32	30	31	32	33	33	33	34	37	36	38	38	8	()
Manufactures	9, 937	69, 999	70, 325	70, 751	71, 192	71, 284	71, 906	72, 537	73, 084	73, 300	73, 376	73, 241	73, 495	3, 496	4. 8
Males.....		40, 003	40, 131	40, 430	40, 623	40, 663	40, 989	41, 365	41, 690	41, 750	41, 781	41, 776	41, 873	1, 870	4. 5
Females.....		29, 996	30, 194	30, 321	30, 569	30, 621	30, 917	31, 172	31, 394	31, 550	31, 595	31, 465	31, 622	1, 626	5. 1
Chemicals and allied products	444	4, 633	4, 665	4, 705	4, 710	4, 728	4, 723	4, 774	4, 802	4, 804	4, 836	4, 754	4, 716	203	4. 2
Males.....		2, 141	2, 170	2, 195	2, 204	2, 209	2, 209	2, 271	2, 272	2, 262	2, 271	2, 228	2, 220	131	5. 8
Females.....		2, 492	2, 495	2, 510	2, 506	2, 519	2, 499	2, 503	2, 530	2, 542	2, 565	2, 526	2, 496	73	2. 8
Blacking, cleansing, and polishing preparations	22	131	129	128	111	114	112	109	111	113	121	120	121	22	16. 8
Males.....		25	25	26	26	27	27	26	27	28	29	30	30	5	()
Females.....		106	104	102	85	87	85	83	84	85	92	90	91	23	21. 7
Chemicals, acids, and wood distillation	69	684	685	688	692	690	685	689	689	691	699	646	640	59	8. 4
Males.....		445	448	452	456	453	449	452	456	455	461	409	406	55	11. 9
Females.....		239	237	236	236	237	236	237	233	236	238	237	234	6	2. 5
Fertilizers, tankage	39	112	112	118	130	126	124	121	124	137	127	122	123	25	18. 2
Males.....		69	69	70	79	76	77	76	77	82	80	78	78	13	()
Females.....		43	43	48	51	50	47	45	47	55	47	44	45	12	()
Ink, printing and writing	18	115	117	119	119	122	120	122	123	122	119	121	122	8	6. 5
Males.....		47	48	48	47	48	49	51	51	53	49	49	50	6	()
Females.....		68	69	71	72	74	71	71	72	69	70	72	72	6	()
Oil, linseed, lubricating, and cottonseed, and oil cake	17	106	104	108	104	105	101	107	104	107	101	101	101	7	6. 5
Males.....		27	27	30	27	28	25	25	23	23	23	23	22	8	()
Females.....		79	77	78	77	77	76	82	81	84	78	78	79	8	()
Paint and varnish	99	1, 627	1, 631	1, 645	1, 656	1, 696	1, 658	1, 691	1, 710	1, 675	1, 670	1, 626	1, 594	116	6. 8
Males.....		693	704	707	709	719	714	734	723	711	712	715	702	41	5. 6
Females.....		934	927	938	947	977	944	957	987	964	958	911	892	95	9. 6

PART 2.—GENERAL TABLE

Patent medicines and drug compounds.....	66	559	568	570	571	547	547	535	531	558	586	597	589	66	11.1
Males.....		116	119	121	119	120	118	121	121	123	128	129	129	13	10.4
Females.....		443	449	449	452	427	429	414	410	435	458	468	460	58	12.1
Petroleum refining.....	32	291	293	298	296	297	295	299	300	301	300	301	301	10	3.3
Males.....		212	212	215	214	215	213	215	216	215	212	214	214	4	1.9
Females.....		79	81	83	82	82	82	84	84	86	88	87	87	9	(1)
Salt.....	5	57	57	57	56	56	56	56	56	56	56	56	56	1	(1)
Males.....		35	35	35	34	34	34	34	34	34	34	34	34	1	(1)
Females.....		22	22	22	22	22	22	22	22	22	22	22	22	1	(1)
Soap, candles, grease, and tallow.....	52	876	889	893	894	894	944	964	974	964	977	983	988	112	11.3
Males.....		440	451	459	461	457	486	505	512	506	510	514	522	82	15.7
Females.....		436	438	434	433	437	458	459	462	458	467	469	466	36	7.7
Chemicals and allied products, n. o. c.....	25	75	80	81	81	81	81	81	80	80	80	81	81	6	(1)
Males.....		32	32	32	32	32	32	32	32	32	33	33	33	1	(1)
Females.....		43	48	49	49	49	49	49	48	48	47	48	48	6	(1)
Food and kindred products.....	1,617	3,469	3,473	3,525	3,549	3,596	3,638	3,699	3,717	3,706	3,710	3,662	3,661	248	6.7
Males.....		1,369	1,361	1,379	1,382	1,393	1,393	1,427	1,443	1,439	1,456	1,425	1,417	95	6.5
Females.....		2,100	2,112	2,146	2,167	2,203	2,245	2,272	2,274	2,267	2,254	2,237	2,244	174	7.7
Bakery products.....	526	494	499	500	504	509	510	520	529	530	530	530	540	46	8.5
Males.....		154	153	155	158	159	157	159	162	163	167	165	165	14	8.4
Females.....		340	346	345	346	350	353	361	367	367	363	365	375	35	9.3
Canning and preserving.....	88	71	71	71	71	75	80	83	86	96	82	76	74	25	(1)
Males.....		21	21	22	21	23	25	25	25	29	23	20	20	9	(1)
Females.....		50	50	49	50	52	55	58	61	67	59	56	54	18	(1)
Coffee, spices, and peanuts, roasting and grinding.....	40	237	237	235	236	234	237	240	244	251	244	240	241	17	6.8
Males.....		63	62	62	60	61	62	62	64	66	64	62	63	6	(1)
Females.....		174	175	173	176	173	175	178	180	185	180	178	178	12	6.5
Confectionery.....	121	237	230	237	231	228	231	233	233	242	244	243	260	22	8.8
Males.....		60	60	60	57	58	58	59	60	61	61	63	65	8	(1)
Females.....		177	170	177	174	170	173	174	173	181	183	180	185	15	8.1
Cordials, sirups, and flavoring extracts.....	27	196	201	220	219	221	224	224	221	222	222	222	226	30	13.3
Males.....		41	39	44	44	43	44	47	50	51	48	46	46	12	(1)
Females.....		155	162	176	175	178	180	177	171	171	174	176	180	25	13.9
Dairy products and ice cream.....	340	1,073	1,079	1,098	1,118	1,147	1,178	1,178	1,209	1,178	1,174	1,126	1,126	141	11.6
Males.....		408	408	413	418	423	426	449	452	437	425	422	420	44	9.7
Females.....		665	671	685	700	724	752	765	757	741	719	704	706	100	13.1
Flour-mill and grist-mill products.....	245	402	400	402	404	406	407	406	416	410	411	411	413	16	3.8
Males.....		199	198	199	198	199	198	197	200	200	199	201	201	4	2.0
Females.....		203	202	203	206	207	209	209	216	210	212	212	212	14	6.5
Food preparations.....	29	124	124	125	128	131	128	129	133	126	126	123	123	10	7.5
Males.....		69	68	69	69	69	66	66	66	65	65	64	63	6	(1)
Females.....		55	56	57	59	63	62	63	67	61	61	59	60	12	(1)
Olseomargarine.....	5	51	51	51	53	54	53	50	52	52	51	53	53	4	(1)
Males.....		18	16	16	17	17	17	18	18	18	17	17	17	2	(1)
Females.....		35	35	35	36	37	36	32	34	34	34	36	36	5	(1)
Slaughtering and meat packing.....	181	553	549	554	554	559	558	567	580	585	570	573	574	25	4.4
Males.....		323	321	325	325	326	324	331	329	332	332	331	335	14	4.2
Females.....		230	228	229	229	233	234	236	251	253	238	242	239	14	5.8

1 Not computed owing to small number represented.

TABLE A.—Fluctuation in employment in industries other than mining and quarrying in Ohio, 1914 to 1929, by occupation group, industry, and sex—Continued

1928: BOOKKEEPERS, STENOGRAPHERS, AND OFFICE CLERKS—Continued

Industry and sex	Number of establishments reporting	Number employed on the 15th of each month												Variation from maximum	
		January	February	March	April	May	June	July	August	September	October	November	December	Number	Per cent
Manufactures—Continued.															
Food and kindred products—Continued.															
Food and kindred products, n. o. c.....	15	31	32	32	31	32	32	33	34	34	86	65	41	55	(1)
Males.....		15	15	15	15	16	16	17	17	17	55	36	22	40	(1)
Females.....		16	17	17	16	16	16	17	17	17	31	29	19	15	(1)
Iron and steel and their products.....	1,751	23,135	23,150	23,216	23,371	23,381	23,451	23,670	23,892	23,959	23,927	23,975	24,113	978	4.1
Males.....		15,623	15,591	15,645	15,785	15,784	15,807	15,951	16,123	16,185	16,160	16,179	16,269	668	4.1
Females.....		7,512	7,559	7,571	7,586	7,597	7,644	7,719	7,764	7,774	7,767	7,796	7,854	342	4.4
Blast-furnace products.....	21	352	359	362	366	366	365	369	372	373	370	371	369	21	5.6
Males.....		308	314	316	316	320	319	323	326	326	324	324	322	18	5.5
Females.....		44	45	46	46	46	46	46	46	47	46	47	47	3	(1)
Boilers and tanks.....	49	437	442	434	440	443	446	447	449	453	451	454	454	20	4.4
Males.....		355	359	353	356	358	363	364	365	369	366	369	367	16	4.3
Females.....		82	83	81	84	85	83	83	84	84	85	85	87	6	(1)
Bolts, nuts, washers, and rivets.....	24	379	382	383	387	391	395	400	404	406	403	400	401	27	6.7
Males.....		198	198	197	199	199	203	203	207	208	204	204	206	11	5.3
Females.....		181	184	185	190	192	192	197	199	199	195	196	193	18	9.0
Calculating machines.....	27	1,257	1,238	1,233	1,213	1,219	1,206	1,220	1,215	1,270	1,258	1,273	1,271	67	5.3
Males.....		614	618	613	613	608	629	627	683	687	682	688	688	80	11.6
Females.....		643	624	615	600	606	598	591	588	587	591	591	583	60	9.3
Cutlery and tools.....	66	282	285	291	284	285	292	298	295	303	293	293	300	21	6.9
Males.....		100	101	104	104	109	110	113	113	115	112	110	112	15	13.0
Females.....		182	184	187	180	176	182	185	182	188	181	183	188	12	6.4
Doors and shutters, iron and steel.....	10	175	173	176	172	168	174	174	175	177	178	177	176	10	5.6
Males.....		112	110	113	112	109	111	111	111	113	113	113	112	4	3.5
Females.....		63	63	63	60	59	63	63	64	64	65	64	64	6	(1)
Forgings.....	35	291	293	294	294	300	309	319	326	327	333	331	336	45	13.4
Males.....		176	178	178	177	181	186	193	197	198	203	201	203	27	13.3
Females.....		115	115	116	117	119	123	126	129	129	130	130	133	18	13.5
Foundry and machine-shop products.....	1,181	11,757	11,726	11,801	11,938	11,907	11,965	12,077	12,269	12,248	12,209	12,228	12,328	600	4.9
Males.....		7,827	7,781	7,812	7,909	7,880	7,904	7,961	8,117	8,093	8,066	8,066	8,116	336	4.1
Females.....		3,930	3,945	3,989	4,029	4,027	4,081	4,116	4,152	4,155	4,143	4,162	4,210	280	6.7
Gas engines and tractors.....	18	331	327	334	333	332	335	347	361	364	364	365	373	46	12.3
Males.....		220	216	221	220	220	221	228	236	239	242	245	251	36	14.3
Females.....		111	112	113	113	112	114	119	125	125	122	120	122	14	11.2

PART 2.—GENERAL TABLE

Pumps and windmills.....	27	418	422	424	423	420	419	423	424	430	422	424	424	12	2.8
Males.....		303	305	304	301	299	298	302	299	307	303	302	302	9	2.9
Females.....		115	117	120	122	121	121	121	125	123	119	122	122	10	8.0
Safes and vaults.....	9	231	239	242	245	246	257	258	258	259	255	250	246	28	10.8
Males.....		149	143	151	153	153	164	165	165	165	164	163	159	17	10.3
Females.....		82	91	91	92	93	93	93	93	94	91	87	87	12	(1)
Sewing machines, cases, and attachments.....	3	168	165	163	161	160	160	167	166	166	168	172	167	12	7.0
Males.....		93	90	88	87	87	87	92	92	91	93	95	92	8	8
Females.....		75	75	75	74	73	73	75	74	75	75	77	75	5	4
Springs, steel, car and carriage.....	7	50	50	50	50	50	50	50	50	50	50	50	50	50	50
Males.....		36	36	36	36	36	36	36	36	36	36	36	36	36	36
Females.....		14	14	14	14	14	14	14	14	14	14	14	14	14	14
Steel works and rolling mills.....	60	4,738	4,751	4,770	4,793	4,810	4,770	4,805	4,813	4,803	4,806	4,808	4,827	89	1.8
Males.....		3,811	3,807	3,832	3,861	3,857	3,829	3,854	3,893	3,863	3,871	3,869	3,885	78	2.0
Females.....		927	944	938	939	953	941	951	920	940	935	939	942	26	2.7
Stoves and furnaces.....	95	1,176	1,177	1,170	1,171	1,174	1,176	1,195	1,201	1,211	1,247	1,258	1,267	97	7.7
Males.....		611	614	616	624	627	630	633	635	639	649	658	666	55	8.3
Females.....		565	563	554	547	547	546	562	566	572	598	600	601	55	9.2
Tin plate and terneplate.....	4	112	110	101	100	100	100	100	100	100	99	101	101	13	11.6
Males.....		90	88	79	78	78	78	78	78	78	77	77	77	13	13
Females.....		22	22	22	22	22	22	22	22	22	22	24	24	2	2
Wire.....	9	366	363	359	362	363	361	364	363	366	367	369	372	13	3.5
Males.....		264	263	258	262	263	262	264	263	265	265	267	269	11	4.1
Females.....		102	100	101	100	100	99	100	100	101	102	102	103	4	3.9
Wirework, wire rope, and cable.....	32	160	183	159	154	149	148	149	150	148	147	146	145	38	20.8
Males.....		62	64	58	58	58	58	59	60	62	60	59	58	6	6
Females.....		98	119	101	96	91	90	90	86	87	87	87	87	33	27.4
Iron and steel and their products, n. o. c.....	74	455	465	470	492	498	503	508	501	505	507	505	508	53	10.4
Males.....		294	306	310	331	337	340	343	335	336	337	336	336	49	14.3
Females.....		161	159	160	161	161	163	165	166	169	170	169	172	13	7.6
Leather and leather products.....	130	1,034	1,026	1,028	1,053	1,038	1,044	1,052	1,062	1,076	1,073	1,039	1,060	50	4.6
Males.....		337	340	340	340	336	334	335	336	341	342	343	340	9	2.6
Females.....		697	686	688	713	702	710	717	726	735	731	696	720	49	6.0
Boots, shoes, cut stock, and findings.....	52	736	778	781	807	791	798	803	811	828	823	788	801	50	2.7
Males.....		223	225	226	225	220	220	220	220	226	224	226	222	6	2.7
Females.....		563	553	555	582	571	578	583	591	602	609	562	579	49	8.1
Leather, tanned, curried, and finished.....	17	64	64	64	64	64	64	64	64	65	65	65	65	3	3
Males.....		28	28	28	28	28	28	28	28	29	29	29	29	1	1
Females.....		36	36	36	36	36	36	36	36	36	36	36	36	2	2
Saddlery and harness.....	15	88	88	88	88	88	82	84	83	82	84	83	86	6	6
Males.....		55	55	54	55	55	51	52	52	52	54	53	54	4	4
Females.....		33	33	34	33	33	31	32	31	30	30	30	32	4	4
Leather and leather products, n. o. c.....	46	96	93	95	94	95	100	101	101	101	101	103	106	14	13.0
Males.....		31	32	32	32	33	35	35	35	34	35	35	35	4	4
Females.....		65	64	63	62	62	66	66	66	67	66	68	71	11	11
Liquors and beverages.....	150	228	226	223	241	246	250	261	253	252	252	246	245	35	13.4
Males.....		112	111	116	121	121	122	125	126	124	127	127	126	16	12.6
Females.....		116	115	117	120	125	128	136	132	128	125	119	119	21	15.4

¹ Not computed owing to small number represented.

1928: BOOKKEEPERS, STENOGRAPHERS, ETC.

TABLE A.—Fluctuation in employment in industries other than mining and quarrying in Ohio, 1914 to 1929, by occupation group, industry, and sex—Continued

1928: BOOKKEEPERS, STENOGRAPHERS, AND OFFICE CLERKS—Continued

Industry and sex	Number of establishments reporting	Number employed on the 15th of each month												Variation from maximum	
		January	February	March	April	May	June	July	August	September	October	November	December	Number	Per cent
Manufactures—Continued.															
Leather and leather products—Continued.															
Mineral waters and beverages.....	142	206	204	209	217	221	225	234	232	226	223	219	219	30	12.8
Males.....		106	105	108	114	114	115	118	119	117	118	119	118	14	11.8
Females.....		100	99	101	103	107	110	116	113	109	105	100	101	17	14.7
Liquors and beverages, n. o. c.....	8	22	22	24	24	25	25	27	26	26	29	27	26	7	(1)
Males.....		6	6	8	7	7	7	7	7	7	9	8	8	3	(1)
Females.....		16	16	16	17	18	18	20	19	19	20	19	18	4	(1)
Lumber and its products.....	1,215	2,227	2,226	2,235	2,249	2,264	2,285	2,329	2,322	2,319	2,228	2,283	2,285	103	4.4
Males.....		1,205	1,203	1,201	1,214	1,221	1,239	1,264	1,259	1,269	1,255	1,255	1,253	68	5.4
Females.....		1,022	1,023	1,034	1,035	1,043	1,046	1,065	1,063	1,050	1,033	1,028	1,032	43	4.0
Coffins and undertakers' goods.....	13	63	63	63	64	64	64	64	65	65	65	65	65	2	(1)
Males.....		40	40	40	40	41	41	41	41	42	42	42	42	2	(1)
Females.....		23	23	23	24	23	23	23	24	23	23	23	23	1	(1)
Cooperage and related goods.....	67	75	74	75	75	75	78	79	78	80	79	78	79	6	(1)
Males.....		23	22	22	22	22	23	23	23	24	24	24	24	2	(1)
Females.....		52	52	53	53	53	55	56	55	56	55	54	55	4	(1)
Furniture, including upholstering.....	169	467	467	471	471	473	474	478	474	479	474	475	474	12	2.5
Males.....		210	210	209	213	216	217	217	215	218	217	218	217	9	4.1
Females.....		257	257	262	258	257	257	261	259	261	257	257	257	5	1.9
Matches.....	4	55	55	54	55	52	52	59	58	56	56	54	57	7	(1)
Males.....		29	30	30	30	29	28	34	32	31	31	30	31	6	(1)
Females.....		26	25	24	25	23	24	25	26	25	25	24	26	3	(1)
Saw-mill and planing-mill products.....	815	1,273	1,269	1,273	1,281	1,300	1,312	1,333	1,330	1,316	1,296	1,295	1,294	64	4.8
Males.....		750	749	747	757	762	774	788	787	789	781	785	784	42	5.3
Females.....		523	520	526	524	538	538	545	543	527	515	510	510	35	6.4
Wood bending, turning, and carving.....	36	48	50	49	50	49	49	50	53	54	52	53	52	6	(1)
Males.....		24	24	24	24	22	24	24	25	26	24	25	24	4	(1)
Females.....		24	26	25	26	27	25	26	28	28	28	28	28	4	(1)
Lumber and its products, n. o. c.....	111	246	248	250	253	251	256	266	264	269	266	263	264	23	8.6
Males.....		129	128	129	128	129	132	136	136	139	136	131	131	11	7.9
Females.....		117	120	121	125	122	124	129	128	130	136	132	133	16	12.0
Metals and metal products.....	523	4,041	4,057	4,057	4,072	4,070	4,094	4,117	4,144	4,164	4,169	4,202	4,193	161	3.8
Males.....		2,063	2,077	2,081	2,088	2,094	2,115	2,134	2,142	2,148	2,151	2,164	2,143	101	4.7
Females.....		1,978	1,980	1,976	1,984	1,976	1,979	1,983	2,002	2,016	2,018	2,038	2,050	74	3.6

Brass, bronze, and aluminum products.....	144	896	900	908	905	904	911	912	925	917	908	912	910	29	3.1
Males.....		495	494	501	503	506	511	511	516	515	514	514	511	22	4.3
Females.....		401	406	407	402	398	400	401	409	402	394	398	399	15	3.7
Caskets, metal.....	3	64	64	64	64	64	64	64	64	64	64	64	64		()
Males.....		32	32	32	32	32	32	32	32	32	32	32	32		()
Females.....		32	32	32	32	32	32	32	32	32	32	32	32		()
Clocks, watches, and materials.....	9	97	98	101	103	104	104	102	103	104	106	108	109	12	11.0
Males.....		45	44	46	45	47	47	45	46	47	48	50	50	6	()
Females.....		52	54	55	58	57	57	57	57	57	58	58	59	7	()
Copper, tin, and sheet-iron products.....	209	1,086	1,099	1,104	1,111	1,115	1,119	1,128	1,141	1,162	1,178	1,185	1,174	99	8.4
Males.....		542	552	551	551	551	553	563	562	570	577	573	574	36	6.2
Females.....		544	547	553	560	564	566	565	579	592	601	607	600	63	10.4
Furniture and office fixtures.....	13	243	260	246	252	253	251	268	263	260	254	258	261	22	5.2
Males.....		243	260	246	252	253	251	268	263	260	254	258	261	20	7.6
Females.....		162	160	158	162	156	157	163	161	159	163	161	165	9	5.5
Gas and electric fixtures, and lamps and reflectors.....	41	1,257	1,250	1,244	1,239	1,241	1,257	1,261	1,254	1,259	1,254	1,266	1,258	27	2.1
Males.....		605	602	603	603	603	619	625	619	622	622	626	607	24	3.3
Females.....		652	648	641	636	638	638	636	635	637	632	640	651	20	3.1
Jewelry, including reducing and refining.....	34	143	142	143	140	137	135	132	133	138	142	144	149	17	11.4
Males.....		57	58	57	56	54	55	53	54	53	55	56	58	6	()
Females.....		86	84	86	84	83	80	79	79	85	87	88	91	11	()
Metals and metal products, n. o. c.....	70	93	94	94	96	96	96	97	100	101	100	104	103	12	10.6
Males.....		44	45	45	46	48	47	47	50	49	49	50	50	6	()
Females.....		49	49	49	50	48	49	50	50	52	51	54	53	6	()
Paper and printing.....	1,130	6,333	6,356	6,350	6,339	6,401	6,419	6,389	6,440	6,520	6,528	6,564	6,578	245	3.7
Males.....		3,185	3,198	3,232	3,242	3,248	3,264	3,240	3,238	3,265	3,253	3,273	3,286	163	3.1
Females.....		3,148	3,158	3,118	3,147	3,153	3,155	3,149	3,202	3,255	3,275	3,286	3,290	172	5.2
Bags, paper.....	16	92	90	89	89	89	90	92	92	90	89	87	89	5	()
Males.....		31	31	29	30	30	30	30	31	29	29	29	28	3	()
Females.....		61	59	60	59	59	60	62	62	61	60	58	61	2	()
Boxes, fancy and paper, including drinking cups.....	70	279	284	284	291	288	292	297	298	291	296	297	300	21	7.0
Males.....		134	139	139	145	145	146	149	147	144	147	147	151	17	11.3
Females.....		145	145	145	146	143	146	148	151	147	149	150	149	8	5.3
Envelopes.....	8	64	64	65	65	65	66	65	66	67	67	67	69	5	()
Males.....		19	19	20	20	20	20	19	20	20	21	21	21	2	()
Females.....		45	45	45	45	45	46	46	46	47	46	46	48	3	()
Labels and tags.....	9	81	81	81	80	79	79	78	79	81	82	79	77	5	()
Males.....		33	32	33	32	32	31	31	32	31	32	31	30	3	()
Females.....		48	49	48	47	47	47	47	48	49	50	48	47	3	()
Paper, including stationery.....	63	577	581	583	586	590	599	592	597	597	597	602	602	25	4.2
Males.....		277	279	281	283	283	284	274	278	277	276	276	276	10	3.5
Females.....		300	302	302	303	307	315	318	319	320	321	326	326	26	8.0
Photo-engraving.....	46	100	100	103	104	101	100	100	99	101	101	105	105	6	5.7
Males.....		43	43	43	44	43	42	42	41	43	43	45	45	4	()
Females.....		57	57	60	60	58	58	58	58	58	58	60	60	3	()
Printing and publishing.....	340	4,919	4,937	4,926	4,951	4,964	4,937	4,937	4,981	5,066	5,067	5,103	5,109	190	3.7
Males.....		2,549	2,555	2,584	2,583	2,590	2,605	2,590	2,584	2,612	2,602	2,626	2,634	85	3.2
Females.....		2,370	2,382	2,342	2,368	2,374	2,362	2,347	2,397	2,454	2,465	2,477	2,475	135	5.5

¹ Not computed owing to small number represented.

TABLE A.—Fluctuation in employment in industries other than mining and quarrying in Ohio, 1914 to 1929, by occupation group, industry, and sex—Continued

1928: BOOKKEEPERS, STENOGRAPHERS, AND OFFICE CLERKS—Continued

Industry and sex	Number of establishments reporting	Number employed on the 15th of each month												Variation from maximum	
		January	February	March	April	May	June	July	August	September	October	November	December	Number	Per cent
Manufactures—Continued.															
Paper and printing—Continued.															
Stereotyping and electrotyping	43	117	117	118	120	121	118	121	121	120	125	121	121	8	6.4
Males	58	59	61	61	62	61	62	62	61	63	63	63	63	5	(1)
Females	59	58	57	59	59	57	59	59	59	62	58	58	58	7	(1)
Paper and printing, n. o. c.	35	104	102	101	103	104	108	107	107	107	104	103	106	7	6.5
Males	41	41	42	43	43	44	43	45	45	40	40	40	40	5	(1)
Females	63	61	59	60	61	64	64	62	62	64	63	63	66	7	(1)
Rubber products	133	6,654	6,743	6,812	6,801	6,745	6,878	6,855	7,050	7,083	7,047	7,018	7,032	396	5.6
Males	4,490	4,526	4,583	4,568	4,499	4,582	4,645	4,688	4,694	4,699	4,703	4,708	4,708	218	4.6
Females	2,164	2,217	2,229	2,233	2,246	2,296	2,310	2,362	2,353	2,348	2,315	2,324	198	8.4	
Druggists' sundries and toys	48	375	395	401	400	405	418	415	429	418	419	424	422	54	12.6
Males	193	200	203	207	205	205	210	213	211	214	219	222	229	29	13.1
Females	182	195	198	193	200	213	205	216	207	205	205	200	200	34	15.7
Tires and tubes	47	6,194	6,254	6,311	6,304	6,236	6,354	6,433	6,509	6,491	6,496	6,460	6,479	325	5.0
Males	4,261	4,289	4,343	4,320	4,253	4,335	4,391	4,429	4,430	4,431	4,428	4,433	4,433	180	4.1
Females	1,933	1,965	1,968	1,984	1,983	2,019	2,042	2,080	2,061	2,065	2,062	2,046	157	7.5	
Rubber products, n. o. c.	38	95	94	97	104	106	107	112	112	132	132	134	131	40	29.9
Males	36	37	37	36	41	42	44	46	53	54	56	53	53	20	(1)
Females	59	57	63	61	63	64	63	66	71	78	78	78	78	21	(1)
Stone, clay, and glass	772	2,074	2,075	2,098	2,120	2,130	2,158	2,227	2,252	2,254	2,235	2,226	2,229	180	8.0
Males	1,078	1,084	1,087	1,097	1,107	1,117	1,117	1,176	1,187	1,189	1,188	1,188	1,186	111	9.3
Females	996	991	1,006	1,023	1,023	1,041	1,051	1,065	1,065	1,065	1,047	1,042	1,043	74	6.9
Brick and tile, clay	173	435	436	436	460	465	475	490	493	486	486	477	473	53	11.8
Males	265	266	264	275	278	281	284	285	289	290	286	286	286	26	9.0
Females	170	170	172	185	187	194	195	205	204	196	191	187	187	35	17.1
Cement	12	74	70	78	78	76	76	78	81	83	83	83	81	13	(1)
Males	50	49	48	48	50	50	52	52	54	54	53	53	53	6	(1)
Females	24	21	25	25	26	26	26	26	27	29	28	28	28	8	(1)
Concrete products	181	110	110	117	116	115	118	123	126	123	125	121	122	16	12.7
Males	57	58	61	62	61	61	62	64	64	64	66	63	63	9	(1)
Females	53	52	56	54	54	57	61	62	59	59	58	58	59	10	(1)
Glass	30	438	441	449	446	447	458	505	500	508	500	499	506	70	13.8
Males	212	216	220	216	220	224	270	266	275	277	276	276	280	68	24.3
Females	226	225	229	230	227	234	235	234	225	233	223	223	226	12	5.1

Marble and stone work; stoneyards.....	93	139	142	144	145	145	146	149	152	149	145	147	145	13	8.6
Males.....		89	90	89	90	89	89	93	95	93	90	92	91	6	(1)
Females.....		50	52	55	55	56	57	56	57	56	55	55	54	7	(1)
Pottery, terra-cotta and fire-clay products..	161	686	683	683	687	689	688	698	709	702	703	706	709	26	3.7
Males.....		313	313	314	314	317	317	320	329	320	317	319	319	16	4.0
Females.....		373	370	369	373	372	371	378	380	382	386	389	390	21	5.4
Wall plaster, including hydrated lime.....	12	62	63	63	64	65	66	66	66	66	62	62	62	4	(1)
Males.....		39	39	39	39	40	40	40	40	37	37	37	37	3	(1)
Females.....		23	24	24	25	25	26	26	26	29	25	25	25	3	(1)
Stone, clay, and glass, n. o. c.....	110	130	130	128	129	128	131	129	131	135	131	131	131	7	5.2
Males.....		53	53	52	53	52	55	55	56	57	57	58	57	6	(1)
Females.....		77	77	76	76	76	76	74	75	78	74	74	74	5	(1)
Textiles.....	662	2,371	2,933	2,908	2,933	2,908	2,908	2,897	2,832	2,907	2,972	2,950	2,922	101	3.4
Males.....		995	1,003	1,013	1,008	1,008	1,009	1,002	1,004	1,003	1,005	1,008	1,000	18	1.8
Females.....		1,876	1,896	1,893	1,925	1,892	1,899	1,895	1,873	1,904	1,967	1,942	1,922	91	4.6
Awnings, tents, and sails.....	47	264	265	271	287	296	302	298	289	286	283	277	274	38	12.6
Males.....		95	96	96	97	98	99	99	99	96	96	96	96	4	(1)
Females.....		169	169	175	190	198	203	199	192	191	187	181	178	34	16.7
Clothing, men's.....	152	1,026	1,030	1,011	1,026	1,007	1,018	987	983	1,019	1,020	1,014	1,010	47	4.6
Males.....		324	323	323	322	322	317	313	316	313	316	312	312	12	3.7
Females.....		702	707	688	704	685	701	674	667	706	704	702	698	40	5.7
Clothing, women's.....	115	502	509	517	517	506	507	516	509	531	509	498	488	43	8.1
Males.....		154	161	164	161	162	161	160	159	158	155	157	151	13	7.9
Females.....		348	348	353	356	344	346	356	350	373	354	341	337	36	9.7
Cordage, twine, jute, and linen goods.....	8	68	64	62	58	59	59	59	59	59	59	58	58	10	(1)
Males.....		31	30	29	26	26	26	26	26	26	26	26	29	5	(1)
Females.....		37	34	33	32	33	33	33	33	33	33	32	29	8	(1)
Custom tailoring, men's and women's.....	71	119	125	130	131	130	122	126	128	138	143	141	134	24	16.8
Males.....		32	34	36	36	36	34	32	33	36	37	37	34	5	(1)
Females.....		87	91	94	95	94	88	94	95	102	106	104	100	19	17.9
Flags, banners, and regalia.....	11	176	176	180	179	178	175	174	173	176	170	169	170	11	6.1
Males.....		95	95	97	97	97	97	97	97	94	92	92	91	6	(1)
Females.....		81	81	83	82	81	78	77	76	82	78	77	79	7	(1)
Hats and caps, other than felt, straw, or wool.....	26	57	57	59	56	55	52	53	56	59	64	63	63	12	(1)
Males.....		17	17	17	17	17	17	17	17	17	17	17	17	12	(1)
Females.....		40	40	42	39	38	35	36	39	42	47	46	46	18	(1)
Hosiery and knit goods.....	33	126	127	130	131	131	132	134	133	137	144	143	144	18	12.5
Males.....		26	26	26	26	27	28	28	28	30	30	31	32	6	(1)
Females.....		100	101	104	105	104	104	106	105	107	114	112	112	14	12.3
Mattresses, pillows, and cotton felt.....	33	98	102	102	104	102	103	104	104	104	106	106	104	8	7.5
Males.....		50	51	51	52	51	51	51	51	50	51	51	50	2	(1)
Females.....		48	51	51	52	51	52	53	54	54	55	55	54	7	(1)
Oilcloth and linoleum.....	4	48	51	52	52	51	53	57	58	67	67	69	70	22	(1)
Males.....		28	30	31	31	31	33	35	35	41	41	42	43	15	(1)
Females.....		20	21	21	21	20	20	22	23	26	26	27	27	7	(1)
Silk and silk goods.....	7	78	78	78	77	71	72	72	74	74	75	79	77	8	(1)
Males.....		34	32	33	32	31	34	34	36	34	32	35	33	5	(1)
Females.....		44	42	45	45	40	38	38	38	40	43	44	44	7	(1)

1 Not computed owing to small number represented.

TABLE A.—*Fluctuation in employment in industries other than mining and quarrying in Ohio, 1914 to 1929, by occupation group, industry, and sex—Continued*

1928: BOOKKEEPERS, STENOGRAPHERS, AND OFFICE CLERKS—Continued

Industry and sex	Number of establishments reporting	Number employed on the 15th of each month												Variation from maximum		
		January	February	March	April	May	June	July	August	September	October	November	December	Number	Per cent	
Manufactures—Continued.																
Textiles—Continued.																
Woolen, worsted, and wool-felt goods.....	16	60	59	57	57	57	57	57	57	57	57	57	57	57	3	(1)
Males.....		20	20	19	19	19	19	19	19	19	19	19	19	19	1	(1)
Females.....		40	39	38	38	38	38	38	38	38	38	38	38	2	(1)	
Textiles, n. o. c.....	139	249	250	257	258	257	256	260	259	260	275	276	273	27	9.8	
Males.....		89	88	91	92	91	93	91	91	90	93	93	93	5	(1)	
Females.....		160	162	166	166	166	163	169	168	170	182	183	180	23	12.6	
Tobacco manufactures.....	157	191	189	191	191	192	190	193	191	191	188	189	190	5	2.6	
Males.....		73	72	72	72	72	71	72	71	71	71	73	73	2	(1)	
Females.....		118	117	119	119	120	119	121	120	120	117	116	117	5	4.1	
Chewing and smoking tobacco and snuff.....	9	94	93	95	94	95	95	97	96	98	95	95	95	5	(1)	
Males.....		34	33	33	33	33	32	33	33	33	33	33	33	2	(1)	
Females.....		60	60	62	61	62	63	64	63	65	62	62	62	5	(1)	
Cigars and cigarettes.....	97	76	75	75	75	74	74	75	74	72	72	72	72	4	(1)	
Males.....		28	28	28	28	28	28	28	27	27	27	27	27	1	(1)	
Females.....		48	47	47	47	47	46	47	47	45	45	45	45	3	(1)	
Tobacco, n. o. c.....	51	21	21	21	22	22	21	21	21	21	21	22	23	2	(1)	
Males.....		11	11	11	11	11	11	11	11	11	11	13	13	2	(1)	
Females.....		10	10	10	11	11	10	10	10	10	9	9	10	2	(1)	
Vehicles.....	304	4,827	4,914	5,009	5,078	5,103	5,219	5,283	5,319	5,363	5,380	5,369	5,372	553	10.3	
Males.....		3,079	3,131	3,190	3,208	3,222	3,295	3,318	3,325	3,338	3,358	3,356	3,362	283	8.4	
Females.....		1,748	1,783	1,819	1,870	1,881	1,924	1,965	1,994	2,025	2,022	2,013	2,010	277	13.7	
Airplanes and parts.....	16	168	174	179	176	174	177	178	186	193	199	193	192	31	15.6	
Males.....		140	146	151	150	149	152	151	157	162	168	161	159	28	16.7	
Females.....		28	28	28	26	25	25	27	29	31	31	32	33	8	(1)	
Automobiles and parts, including assembling plants.....	186	4,103	4,189	4,270	4,329	4,354	4,470	4,539	4,573	4,621	4,631	4,626	4,628	528	11.4	
Males.....		2,615	2,664	2,709	2,725	2,738	2,809	2,837	2,847	2,858	2,874	2,879	2,886	271	9.4	
Females.....		1,488	1,525	1,561	1,604	1,616	1,661	1,702	1,731	1,763	1,757	1,747	1,742	275	15.6	
Bicycles, motor cycles, and parts.....	5	54	52	55	55	57	57	57	57	54	55	55	54	5	(1)	
Males.....		30	29	32	32	33	34	34	34	30	29	28	28	6	(1)	
Females.....		24	23	23	23	24	23	23	23	24	26	27	26	4	(1)	
Carriages, wagons, and sleds, children's.....	7	97	97	97	97	97	97	97	98	98	98	99	99	2	(1)	
Males.....		33	33	33	33	33	33	34	34	34	34	35	35	2	(1)	
Females.....		64	64	64	64	64	64	64	64	64	64	64	64			

Carriages, wagons, and materials.....	67	128	129	131	135	134	136	138	137	137	135	133	10	7.2	
Males.....		59	59	61	62	63	64	64	64	63	62	61	5	(1)	
Females.....		69	70	70	73	71	72	74	73	74	73	74	5	(1)	
Cars, steam and street railway.....	10	170	167	175	184	185	180	172	169	167	168	168	18	9.7	
Males.....		133	132	139	142	142	139	135	132	132	132	133	10	(1)	
Females.....		37	35	36	42	43	41	37	37	35	36	35	8	(1)	
Ship and boat building.....	12	104	108	99	99	99	99	98	91	90	91	90	14	13.5	
Males.....		68	67	64	65	65	63	62	58	58	58	58	10	(1)	
Females.....		36	36	35	36	36	36	36	33	32	33	32	4	(1)	
Vehicles, n. o. c.....	1	3	3	3	3	3	3	3	3	3	3	3			
Males.....		1	1	1	1	1	1	1	1	1	1	1			
Females.....		2	2	2	2	2	2	2	2	2	2	2			
Miscellaneous manufactures.....	949	8,262	8,336	8,391	8,435	8,490	8,649	8,691	8,763	8,692	8,771	8,764	8,899	617	6.9
Males.....		4,253	4,264	4,296	4,299	4,349	4,417	4,405	4,471	4,422	4,445	4,453	4,498	245	5.4
Females.....		4,009	4,072	4,095	4,136	4,141	4,232	4,286	4,292	4,270	4,326	4,311	4,401	372	8.5
Agricultural implements.....	32	308	310	309	309	312	313	313	317	320	317	319	318	12	3.8
Males.....		177	180	179	179	180	180	180	184	185	183	183	184	8	4.3
Females.....		131	130	130	130	133	133	133	133	135	134	136	134	6	4.4
Batteries, dry and storage.....	42	487	494	480	482	480	479	495	500	501	491	492	494	22	4.4
Males.....		267	272	258	259	263	267	275	274	275	266	268	271	17	6.2
Females.....		220	222	222	223	217	212	220	226	226	225	224	223	14	6.2
Brushes.....	22	84	87	89	88	87	88	90	87	88	86	87	89	6	(1)
Males.....		31	32	33	33	34	34	35	34	33	33	33	34	4	(1)
Females.....		53	55	56	55	53	54	55	53	54	53	54	55	3	(1)
Coke.....	7	101	102	101	100	99	100	97	99	96	99	99	99	6	5.9
Males.....		92	93	92	91	90	91	88	91	88	91	91	91	5	(1)
Females.....		9	9	9	9	9	9	9	8	8	8	8	1	(1)	
Dairymen's, poulterers', and apiarists', supplies.....	5	212	223	222	215	211	209	199	193	184	178	181	186	45	20.2
Males.....		94	93	94	94	94	89	85	77	75	71	72	72	23	(1)
Females.....		118	130	128	121	117	120	114	116	109	107	109	114	23	17.7
Dentists' supplies.....	18	80	83	85	87	86	85	80	81	86	88	88	87	8	(1)
Males.....		26	27	29	31	30	29	25	25	27	26	26	26	6	(1)
Females.....		54	56	56	56	56	56	55	56	59	62	62	61	8	(1)
Electrical machinery.....	171	3,719	3,770	3,804	3,837	3,820	3,881	3,874	3,882	3,865	3,923	3,907	3,984	265	6.7
Males.....		2,061	2,062	2,105	2,104	2,112	2,132	2,122	2,133	2,148	2,147	2,124	2,150	89	4.1
Females.....		1,658	1,688	1,699	1,733	1,708	1,749	1,752	1,749	1,717	1,780	1,783	1,834	176	9.6
Fire extinguishers, chemical.....	4	107	106	111	113	111	114	114	112	107	105	102	109	12	10.5
Males.....		42	43	43	43	43	43	43	43	43	43	43	43	1	(1)
Females.....		65	63	68	70	68	71	71	69	64	62	59	66	12	(1)
Foundry supplies.....	8	60	62	61	60	60	63	61	62	61	65	65	66	6	(1)
Males.....		35	37	36	36	36	39	38	39	39	43	43	43	8	(1)
Females.....		25	25	25	24	24	24	23	23	22	22	22	23	3	(1)
Hand stamps, stencils, and brands.....	17	80	81	81	81	81	82	82	83	82	82	81	81	3	(1)
Males.....		37	37	37	37	37	37	37	36	36	36	36	36	1	(1)
Females.....		43	44	44	44	44	45	46	47	46	46	45	45	4	(1)
House-furnishing goods.....	11	691	653	682	678	715	724	736	769	739	751	767	779	126	16.2
Males.....		462	442	457	453	474	483	488	525	496	507	528	537	95	17.7
Females.....		229	211	225	225	241	241	248	244	243	244	239	242	37	14.9

1 Not computed owing to small number represented.

TABLE A.—Fluctuation in employment in industries other than mining and quarrying in Ohio, 1914 to 1929, by occupation group, industry, and sex—Continued

1928: BOOKKEEPERS, STENOGRAPHERS, AND OFFICE CLERKS—Continued

Industry and sex	Number of establishments reporting	Number employed on the 15th of each month												Variation from maximum	
		January	February	March	April	May	June	July	August	September	October	November	December	Number	Per cent
Manufactures—Continued.															
Miscellaneous manufactures—Continued.															
Ice, manufactured	130	188	187	189	206	225	241	270	268	255	237	212	213	83	30.7
Males		88	87	84	89	92	98	100	98	97	91	88	92	16	16.0
Females		100	100	105	117	133	148	170	170	158	146	124	121	70	41.2
Instruments, professional and scientific	15	89	91	90	90	87	87	85	85	86	85	85	85	6	(¹)
Males		35	35	35	35	33	33	32	32	32	31	31	31	4	(¹)
Females		54	56	55	55	54	54	53	53	54	54	54	54	3	(¹)
Musical instruments and materials	8	83	84	84	85	85	85	88	88	86	86	87	88	5	(¹)
Males		31	31	31	32	32	32	32	33	32	33	33	35	4	(¹)
Females		52	53	53	53	53	53	56	55	54	53	54	53	4	(¹)
Optical goods	37	111	110	111	111	112	148	182	155	154	153	152	152	45	29.0
Males		42	41	41	41	41	64	65	66	66	66	66	66	25	25.0
Females		69	69	70	70	71	84	87	89	88	87	86	86	20	(¹)
Pens, fountain, stylographic, and gold	5	65	67	64	63	62	61	61	62	64	68	69	61	30	(¹)
Males		16	16	16	16	15	15	15	15	15	16	17	17	2	(¹)
Females		49	51	48	47	47	46	46	49	72	72	74	74	28	(¹)
Pianos, organs, and materials	12	100	100	102	97	97	96	94	95	92	94	95	93	10	9.8
Males		63	63	66	66	66	66	63	63	61	63	63	63	5	5.0
Females		37	37	36	31	31	30	31	32	31	31	32	30	7	(¹)
Radios and parts	17	242	226	225	211	230	261	261	274	276	298	300	321	110	34.3
Males		101	89	96	94	113	130	120	134	130	132	144	145	56	38.6
Females		141	137	129	117	117	131	141	140	146	161	165	176	59	33.5
Roofing materials	9	204	202	202	200	200	202	202	203	201	201	200	200	4	2.0
Males		101	101	101	101	102	102	102	103	103	103	102	102	2	1.9
Females		103	101	101	99	98	100	100	100	98	98	98	98	5	4.9
Signs and advertising novelties	77	362	365	359	364	366	369	367	370	374	374	374	379	20	5.3
Males		107	104	107	109	111	113	115	117	117	116	114	117	13	11.1
Females		255	261	252	255	255	256	252	253	257	258	260	262	10	3.8
Soda-water apparatus	4	61	61	62	62	62	62	65	62	65	68	67	67	7	(¹)
Males		43	43	44	44	44	44	47	45	48	51	50	50	8	8.0
Females		18	18	18	18	18	18	18	17	17	17	17	17	1	(¹)
Sporting and athletic goods	15	174	175	182	195	200	197	199	192	194	191	188	189	26	13.0
Males		60	58	62	63	62	60	59	59	59	59	58	57	6	(¹)
Females		114	117	120	132	138	137	140	133	135	132	130	132	26	18.6

PART 2.—GENERAL TABLE

Surgical appliances and artificial limbs.....	9	58	55	63	74	73	78	78	77	79	80	81	86	81	(1)
Males.....		15	15	15	17	16	16	17	17	17	17	17	17	17	(1)
Females.....		43	40	48	57	57	62	61	60	62	63	64	69	29	(1)
Toys and games.....	33	186	201	189	189	189	172	171	172	175	174	171	173	30	14.9
Males.....		67	81	70	69	69	57	55	55	56	56	53	53	28	(1)
Females.....		119	120	119	120	120	115	116	117	119	118	118	120	5	4.2
Washing machines and clothes wringers.....	19	50	50	52	49	50	53	51	51	53	60	59	61	12	(1)
Males.....		21	22	23	21	21	22	21	21	22	22	21	21	2	(1)
Females.....		29	28	29	28	29	31	30	30	31	38	38	40	12	(1)
Miscellaneous manufactures, n. o. c.....	222	380	391	392	389	390	390	406	414	413	402	407	409	34	8.2
Males.....		139	140	142	142	140	146	147	152	152	147	149	145	13	8.6
Females.....		241	251	250	247	250	253	259	262	261	255	258	264	23	8.7
Service.....	8,210	38,987	39,217	39,446	39,639	39,863	40,311	40,584	40,822	40,762	40,679	40,897	40,963	1,976	4.8
Males.....		17,997	18,102	18,213	18,194	18,308	18,566	18,695	18,794	18,723	18,717	18,883	18,914	917	4.8
Females.....		20,990	21,115	21,233	21,445	21,555	21,745	21,889	22,028	22,039	21,962	22,014	22,049	1,059	4.8
Advertising.....	47	192	187	195	212	204	191	208	196	234	225	230	205	47	20.1
Males.....		85	88	86	88	87	85	86	84	81	83	84	88	7	(1)
Females.....		107	99	109	124	117	106	122	112	153	142	146	117	54	35.3
Banks.....	636	12,702	12,681	12,710	12,728	12,752	12,887	12,942	12,991	12,865	12,927	12,940	12,968	310	2.4
Males.....		7,066	7,060	7,098	7,060	7,094	7,171	7,176	7,213	7,158	7,208	7,218	7,195	158	2.2
Females.....		5,636	5,621	5,612	5,648	5,658	5,716	5,766	5,778	5,707	5,719	5,722	5,773	166	2.9
Bowling alleys and parks.....	223	80	80	85	84	99	163	177	184	138	94	88	87	104	56.5
Males.....		55	55	57	57	61	83	85	83	73	62	61	60	30	(1)
Females.....		25	25	28	27	38	80	92	101	65	32	27	27	76	75.2
Churches.....	65	82	82	82	83	81	81	74	75	81	84	85	84	11	(1)
Males.....		21	21	21	21	20	20	17	17	20	21	22	22	5	(1)
Females.....		61	61	61	62	61	61	57	58	61	63	63	62	6	(1)
Clubs, athletic, country, and yacht.....	167	162	162	164	170	178	186	193	190	186	183	165	160	33	17.1
Males.....		76	74	75	77	79	82	86	86	83	79	74	70	16	(1)
Females.....		86	88	89	93	99	104	107	104	103	104	91	90	21	19.6
Garages.....	1,771	2,992	2,992	2,993	3,031	3,059	3,096	3,155	3,189	3,192	3,198	3,181	3,179	206	6.4
Males.....		1,273	1,266	1,270	1,272	1,272	1,286	1,313	1,321	1,321	1,322	1,322	1,320	61	4.6
Females.....		1,719	1,726	1,723	1,759	1,787	1,810	1,842	1,868	1,874	1,877	1,859	1,859	155	8.3
Hospitals.....	176	682	684	689	702	697	705	702	703	699	693	707	704	25	3.5
Males.....		71	73	74	72	70	70	69	69	69	67	71	69	7	(1)
Females.....		611	611	615	630	627	635	633	634	630	626	636	635	25	3.9
Hotels.....	411	1,222	1,220	1,233	1,248	1,236	1,259	1,275	1,271	1,262	1,270	1,276	1,276	64	5.0
Males.....		670	667	678	681	686	694	706	700	688	696	691	41	5.8	
Females.....		552	553	547	565	567	565	569	571	574	574	574	585	45	7.7
Laundries and dry cleaners, and renovat- ing.....	478	890	900	908	937	950	967	970	970	964	967	968	951	80	8.2
Males.....		108	112	111	113	113	115	115	111	110	109	110	110	7	6.1
Females.....		782	788	797	824	837	852	855	859	854	858	858	841	77	9.0
Offices.....	1,601	17,469	17,683	17,856	17,882	18,029	18,263	18,443	18,594	18,568	18,422	18,594	18,681	1,212	6.5
Males.....		7,927	8,032	8,096	8,068	8,168	8,319	8,448	8,493	8,471	8,411	8,550	8,613	686	8.0
Females.....		9,542	9,651	9,760	9,814	9,861	9,944	9,998	10,101	10,097	10,011	10,044	10,068	559	5.5
Office buildings.....	454	301	305	312	323	327	329	324	330	325	327	330	330	29	8.8
Males.....		100	101	101	104	109	111	113	114	112	112	111	111	14	12.3
Females.....		201	204	211	219	218	218	211	216	213	215	215	219	18	8.2

¹Not computed owing to small number represented.

1928: BOOKKEEPERS, STENOGRAPHERS, ETC.

537

TABLE A.—Fluctuation in employment in industries other than mining and quarrying in Ohio, 1914 to 1929, by occupation group, industry, and sex—Continued

1928: BOOKKEEPERS, STENOGRAPHERS, AND OFFICE CLERKS—Continued

Industry and sex	Number of establishments reporting	Number employed on the 15th of each month												Variation from maximum	
		January	February	March	April	May	June	July	August	September	October	November	December	Number	Per cent
Service—Continued.															
Restaurants.....	1, 011	235	246	247	245	254	255	247	257	258	255	257	255	23	8.9
Males.....		61	63	66	66	69	69	65	69	70	67	68	69	9	(1)
Females.....		174	183	181	179	185	186	182	188	188	188	189	186	15	7.9
Schools and colleges.....	107	577	586	593	593	581	571	504	485	552	602	601	592	117	19.4
Males.....		134	132	132	134	132	128	110	108	118	137	140	136	32	22.9
Females.....		443	454	461	459	449	443	394	377	434	465	461	456	88	18.9
Social agencies.....	121	478	496	480	487	481	468	471	467	482	478	520	509	53	10.2
Males.....		27	34	36	35	30	24	25	25	25	26	36	37	13	(1)
Females.....		451	462	444	452	451	444	446	442	457	452	484	472	42	8.7
Theaters.....	308	282	286	289	294	282	272	263	265	295	299	304	309	46	14.9
Males.....		75	76	75	77	70	60	54	56	69	69	66	65	23	(1)
Females.....		207	210	214	217	212	212	209	209	226	230	238	244	37	15.2
Y. M. C. A. and Y. W. C. A.....	39	370	352	354	358	354	347	353	352	345	358	358	365	25	6.8
Males.....		161	157	159	161	158	153	148	146	148	154	157	162	16	9.9
Females.....		209	195	195	197	196	194	205	206	197	204	201	203	15	7.2
Service, n. o. c.....	595	271	275	278	277	287	294	299	299	304	305	303	308	37	12.0
Males.....		87	91	92	91	95	94	94	93	95	97	97	96	10	(1)
Females.....		184	184	186	186	192	200	205	206	209	208	206	212	28	13.2
Trade, retail and wholesale															
.....	8, 916	23, 475	23, 389	23, 555	23, 578	23, 551	23, 621	23, 671	23, 802	23, 984	24, 196	24, 489	25, 327	1, 938	7.7
Males.....		7, 753	7, 733	7, 797	7, 818	7, 830	7, 873	7, 910	7, 958	8, 012	8, 055	8, 119	8, 214	481	5.9
Females.....		15, 722	15, 656	15, 758	15, 760	15, 721	15, 748	15, 761	15, 844	15, 972	16, 141	16, 370	17, 113	1, 457	8.5
Retail delivery, milk, ice, and water.....	132	182	184	184	189	191	199	203	204	206	195	190	188	24	11.7
Males.....		72	73	75	77	77	76	77	77	75	73	67	67	10	(1)
Females.....		110	111	109	112	114	123	126	127	131	122	123	121	22	16.8
Stores, retail and wholesale.....	7, 485	21, 344	21, 248	21, 391	21, 397	21, 377	21, 415	21, 456	21, 573	21, 745	21, 954	22, 255	23, 115	1, 867	8.1
Males.....		6, 686	6, 661	6, 706	6, 721	6, 739	6, 771	6, 813	6, 851	6, 911	6, 949	7, 015	7, 116	455	6.4
Females.....		14, 658	14, 587	14, 685	14, 676	14, 638	14, 644	14, 643	14, 722	14, 834	15, 005	15, 240	15, 999	1, 412	8.8
Yards, lumber, coal, and scrap.....	1, 299	1, 949	1, 957	1, 980	1, 992	1, 983	2, 007	2, 012	2, 025	2, 033	2, 047	2, 044	2, 024	98	4.8
Males.....		995	999	1, 016	1, 020	1, 014	1, 026	1, 020	1, 030	1, 026	1, 033	1, 037	1, 031	42	4.1
Females.....		954	958	964	972	969	981	992	995	1, 007	1, 014	1, 007	993	60	5.9
Transportation and public utilities															
.....	1, 625	12, 220	12, 410	12, 500	12, 603	12, 728	13, 021	13, 219	13, 331	13, 434	13, 412	13, 501	13, 604	1, 384	10.2
Males.....		6, 753	6, 890	6, 921	6, 980	7, 008	7, 211	7, 247	7, 300	7, 365	7, 403	7, 477	7, 462	724	9.7
Females.....		5, 467	5, 550	5, 579	5, 623	5, 720	5, 810	5, 972	6, 031	6, 069	6, 009	6, 024	6, 142	675	11.0

Drayage and storage.....	813	2,183	2,200	2,196	2,205	2,232	2,261	2,278	2,293	2,280	2,293	2,286	2,329	146	6.3
Males.....	1,405	1,422	1,417	1,429	1,433	1,450	1,475	1,481	1,480	1,486	1,488	1,520	115	7.6	
Females.....	778	778	779	776	799	811	803	812	800	807	798	809	86	4.4	
Electric light and power.....	109	3,066	3,101	3,105	3,120	3,122	3,207	3,271	3,263	3,284	3,254	3,245	3,311	245	7.4
Males.....	1,717	1,727	1,722	1,729	1,714	1,785	1,777	1,768	1,785	1,793	1,795	1,835	121	6.6	
Females.....	1,349	1,374	1,383	1,391	1,408	1,422	1,494	1,495	1,499	1,461	1,450	1,476	150	10.0	
Electric railroads.....	38	1,330	1,321	1,317	1,314	1,318	1,326	1,352	1,365	1,360	1,331	1,325	1,290	75	5.5
Males.....	881	876	875	873	875	878	896	904	909	900	889	855	36	4.0	
Females.....	449	445	442	441	443	448	456	461	451	431	436	435	30	6.5	
Natural gas.....	44	1,192	1,245	1,255	1,252	1,278	1,295	1,232	1,271	1,321	1,357	1,427	1,392	285	16.5
Males.....	802	848	865	852	879	897	833	851	879	913	955	913	153	16.0	
Females.....	390	397	390	400	399	398	399	420	442	444	472	479	89	18.6	
Pipe line (petroleum).....	10	103	103	104	104	103	107	106	106	105	102	101	103	6	5.6
Males.....	95	95	96	96	95	99	98	98	97	94	93	95	6	(1)	
Females.....	8	8	8	8	8	8	8	8	8	8	8	8	3	(1)	
Stockyards.....	29	58	57	56	56	57	57	55	56	57	57	58	4	4	
Males.....	40	40	40	40	40	42	42	41	42	42	43	44	4	(1)	
Females.....	18	17	17	16	16	15	15	14	14	14	14	14	4	(1)	
Taxicab and bus service.....	148	214	211	212	214	222	251	255	263	266	264	265	271	60	22.1
Males.....	121	120	121	121	127	142	148	148	150	151	152	152	32	21.1	
Females.....	93	91	91	93	95	109	107	115	116	113	116	119	28	23.5	
Telegraph and telephone.....	364	3,865	3,962	4,044	4,111	4,148	4,253	4,394	4,438	4,496	4,494	4,540	4,630	765	16.5
Males.....	1,535	1,573	1,666	1,663	1,663	1,721	1,775	1,805	1,824	1,828	1,869	1,884	349	18.5	
Females.....	2,330	2,389	2,419	2,445	2,485	2,532	2,619	2,633	2,672	2,666	2,671	2,746	416	15.1	
Transportation by water.....	28	119	118	119	136	154	174	180	180	167	161	154	121	62	34.4
Males.....	102	103	104	118	124	139	144	143	135	131	123	100	44	30.6	
Females.....	17	15	15	18	30	35	36	37	32	30	26	21	22	(1)	
Transportation and public utilities, n. o. c.....	42	90	92	91	91	95	90	94	97	99	100	98	99	10	10.0
Males.....	55	56	56	56	58	58	59	61	64	65	65	64	10	(1)	
Females.....	35	36	35	35	37	32	35	35	35	35	33	35	5	(1)	
Industries, n. o. c.....	20	30	30	31	31	31	31	30	30	31	31	32	31	2	(1)
Males.....	16	16	16	16	16	16	16	15	16	16	17	17	2	(1)	
Females.....	14	14	15	15	15	15	15	15	15	15	15	15	1	(1)	

1928: SALESPeOPLE (NOT TRAVELING)

ALL INDUSTRIES.....	39,979	71,619	71,599	74,048	75,467	75,839	76,535	75,919	75,053	77,885	79,636	81,523	94,556	22,957	24.3
Males.....	42,228	42,464	43,240	43,827	44,215	44,715	44,720	44,891	45,531	45,531	45,906	46,200	47,734	5,506	11.5
Females.....	29,391	29,135	30,808	31,640	31,624	31,820	31,199	30,162	32,354	33,700	35,323	46,822	17,687	37.8	
Agriculture.....	1,329	102	103	105	125	127	119	104	99	97	101	102	109	30	23.6
Males.....	74	74	72	80	87	78	75	70	70	74	74	78	17	(1)	
Females.....	28	29	33	45	40	41	29	29	27	27	28	31	18	(1)	
Florists, fruit growers, and nurserymen.....	388	100	101	103	123	124	116	101	96	94	98	99	106	30	24.2
Males.....	72	72	70	78	84	75	72	67	67	71	71	75	17	(1)	
Females.....	28	29	33	45	40	41	29	29	27	27	28	31	18	(1)	
Agriculture, n. o. c.....	941	2	2	2	2	3	3	3	3	3	3	3	3	1	(1)
Males.....	2	2	2	2	2	3	3	3	3	3	3	3	3	1	(1)

¹Not computed owing to small number represented.

TABLE A.—Fluctuation in employment in industries other than mining and quarrying in Ohio, 1914 to 1929, by occupation group, industry, and sex—Continued

1928: SALESPeOPLE (NOT TRAVELING)—Continued

Industry and sex	Number of establishments reporting	Number employed on the 15th of each month												Variation from maximum	
		January	February	March	April	May	June	July	August	September	October	November	December	Number	Per cent
Construction	9,942	953	976	1,020	1,055	1,089	1,123	1,125	1,133	1,151	1,089	1,081	1,079	198	17.2
Males.....	904	927	967	999	1,031	1,058	1,059	1,067	1,080	1,028	1,013	1,010	176	16.3	
Females.....	49	49	53	56	58	65	66	66	71	61	68	69	22	(1)	
Electrical contracting	454	170	166	160	167	164	167	165	167	166	166	164	166	10	5.9
Males.....	155	151	147	153	150	153	150	152	150	152	151	152	8	5.2	
Females.....	15	15	13	14	14	14	15	15	16	14	13	14	3	(1)	
General contracting	3,608	255	255	267	270	290	308	303	295	294	272	277	281	53	17.2
Males.....	248	248	259	262	282	295	291	283	279	262	261	265	47	15.9	
Females.....	7	7	8	8	8	13	12	12	15	10	16	16	9	(1)	
Painting and decorating	942	81	83	90	98	94	92	90	89	91	89	90	90	13	(1)
Males.....	64	66	69	72	72	72	70	70	70	69	68	68	8	(1)	
Females.....	17	17	21	21	22	20	20	19	21	20	22	22	5	(1)	
Plumbing and steam fitting	851	94	98	100	100	99	97	102	104	104	108	111	112	18	16.1
Males.....	91	95	97	97	96	94	99	101	101	103	106	107	16	15.0	
Females.....	3	3	3	3	3	3	3	3	3	5	5	5	2	(1)	
Sheet-metal work and roofing	457	107	112	119	122	125	132	128	130	133	125	119	122	26	19.5
Males.....	103	108	114	117	120	124	122	124	127	121	115	118	24	18.9	
Females.....	4	4	5	5	5	8	6	6	6	4	4	4	4	(1)	
Street, road, and sewer contracting	1,131	37	42	48	58	63	64	68	63	69	62	56	55	31	(1)
Males.....	37	41	47	57	62	62	63	63	57	64	58	52	4	(1)	
Females.....	1	1	1	1	1	1	1	1	1	4	4	4	27	(1)	
Ventilating and heating	125	140	151	162	171	175	184	184	200	213	186	182	169	73	34.3
Males.....	140	151	162	171	175	184	184	200	213	186	182	169	73	34.3	
Construction, n. o. c.	2,374	68	69	74	74	79	79	85	85	81	81	82	84	17	(1)
Males.....	66	67	72	70	74	74	80	80	76	77	78	80	14	(1)	
Females.....	2	2	2	4	5	5	5	5	5	4	4	4	3	(1)	
Manufactures	9,937	7,999	8,015	8,115	8,207	8,323	8,375	8,421	8,452	8,542	8,585	8,597	8,627	628	7.3
Males.....	6,526	6,556	6,664	6,726	6,802	6,867	6,912	6,957	7,002	7,002	7,008	7,006	6,972	482	6.9
Females.....	1,473	1,459	1,451	1,481	1,521	1,508	1,509	1,495	1,540	1,577	1,589	1,591	1,655	204	12.3
Chemicals	444	304	300	307	314	324	326	307	311	309	355	354	342	55	15.5
Males.....	286	285	294	298	308	307	294	306	300	343	341	338	58	16.9	
Females.....	18	15	13	16	16	15	13	5	9	12	13	4	4	(1)	
Paint and varnish	99	89	86	88	94	96	95	98	82	88	92	95	83	14	(1)
Males.....	79	77	81	84	86	86	85	82	84	85	87	83	10	(1)	
Females.....	10	9	7	10	10	10	8	8	4	7	8	10	10	(1)	

Patent medicines and drug compounds.....	66	72	74	79	80	84	83	64	81	100	112	109	111	48	42.9
Males.....		72	74	79	80	84	83	64	81	100	112	109	111	48	42.9
Petroleum refining.....	32	84	82	83	82	83	87	86	83	87	88	86	86	6	(1)
Males.....		84	82	83	82	83	87	86	83	87	88	86	86	6	(1)
Chemicals, n. o. c.....	247	59	58	57	58	61	61	64	65	64	63	64	62	8	(1)
Males.....		51	52	51	52	55	56	59	60	59	58	59	58	9	(1)
Females.....		8	6	6	6	6	5	5	5	5	5	5	4	4	(1)
Food and kindred products.....	1,617	4,199	4,208	4,223	4,289	4,371	4,402	4,446	4,455	4,518	4,544	4,532	4,527	345	7.6
Males.....		3,136	3,148	3,181	3,215	3,251	3,300	3,335	3,349	3,379	3,383	3,372	3,345	247	7.3
Females.....		1,063	1,055	1,042	1,074	1,120	1,102	1,111	1,106	1,139	1,161	1,160	1,182	140	11.8
Bakery products.....	526	2,610	2,618	2,634	2,648	2,681	2,682	2,675	2,673	2,722	2,722	2,755	2,748	158	5.7
Males.....		2,014	2,027	2,053	2,062	2,088	2,096	2,099	2,110	2,143	2,155	2,147	2,128	141	6.5
Females.....		596	589	581	586	593	586	576	563	579	568	618	620	57	9.2
Confectionery.....	121	224	228	213	230	248	241	276	270	286	293	304	323	110	34.1
Males.....		59	59	58	63	60	60	72	70	75	77	78	77	20	20
Females.....		165	169	155	167	188	181	204	200	211	216	226	246	91	37.0
Dairy products and ice cream.....	340	857	848	864	906	934	964	971	986	978	949	928	921	138	14.0
Males.....		566	563	570	595	605	640	652	654	640	627	622	615	91	13.9
Females.....		291	285	294	311	329	324	319	332	338	322	306	306	53	15.7
Slaughtering and meat packing.....	181	393	394	397	389	391	398	401	400	403	405	407	409	20	4.9
Males.....		385	386	389	381	383	389	392	392	395	397	399	401	20	5.0
Females.....		8	8	8	8	8	9	9	8	8	8	8	8	1	(1)
Food, n. o. c.....	449	115	117	115	116	117	117	123	126	129	129	128	126	14	10.9
Males.....		112	113	111	114	115	115	120	123	126	127	126	124	16	12.6
Females.....		3	4	4	2	2	2	3	3	3	2	2	2	2	(1)
Lumber and its products.....	1,215	268	271	280	284	286	291	296	299	298	297	298	282	31	10.4
Males.....		259	262	271	275	277	281	286	288	287	284	285	269	29	10.1
Females.....		9	9	9	9	9	10	10	11	11	13	13	13	4	(1)
Furniture, including upholstering.....	169	58	59	59	60	60	60	60	61	61	63	64	64	6	(1)
Males.....		52	53	53	54	54	53	53	54	54	55	56	56	4	(1)
Females.....		6	6	6	6	6	7	7	7	7	8	8	8	2	(1)
Saw-mill and planing-mill products.....	815	172	175	182	185	186	191	195	195	192	187	188	172	23	11.8
Males.....		171	174	181	184	185	190	194	193	190	185	186	170	24	12.4
Females.....		1	1	1	1	1	1	2	2	2	2	2	2	1	(1)
Lumber, n. o. c.....	231	38	37	39	39	40	40	41	43	45	47	46	46	10	(1)
Males.....		36	35	37	37	38	38	39	41	43	44	43	43	9	(1)
Females.....		2	2	2	2	2	2	2	2	2	3	3	3	1	(1)
Metals and metal products.....	523	192	191	199	198	188	185	188	189	192	197	202	224	39	17.4
Males.....		164	165	171	171	162	159	164	166	167	171	173	188	29	15.4
Females.....		28	26	28	27	26	26	24	23	25	26	29	36	13	(1)
Brass, bronze, and aluminum products.....	144	69	71	71	72	71	69	71	72	73	74	75	77	8	(1)
Males.....		64	66	66	67	66	64	66	67	68	69	70	72	8	(1)
Females.....		5	5	5	5	5	5	5	5	5	5	5	5	1	(1)
Copper, tin, and sheet-iron products.....	209	51	50	57	54	48	49	52	55	54	55	55	60	12	(1)
Males.....		47	46	51	49	44	45	48	51	50	51	51	56	12	(1)
Females.....		4	4	6	5	4	4	4	4	4	4	4	4	2	(1)
Metals, n. o. c.....	170	72	70	71	72	69	67	65	62	65	68	72	87	25	(1)
Males.....		53	53	54	55	52	50	50	48	49	51	52	60	12	(1)
Females.....		19	17	17	17	17	17	15	14	16	17	20	27	13	(1)

¹ Not computed owing to small number represented.

TABLE A.—Fluctuation in employment in industries other than mining and quarrying in Ohio, 1914 to 1929, by occupation group, industry, and sex—Continued

1928: SALESPeOPLE (NOT TRAVELING)—Continued

Industry and sex	Number of establishments reporting	Number employed on the 15th of each month												Variation from maximum	
		January	February	March	April	May	June	July	August	September	October	November	December	Number	Per cent
Manufactures—Continued.															
Paper and printing.....	1,130	1,472	1,481	1,490	1,487	1,498	1,498	1,501	1,519	1,526	1,534	1,536	1,548	76	4.9
Males.....		1,260	1,269	1,276	1,274	1,289	1,287	1,292	1,308	1,314	1,317	1,311	1,313	57	4.3
Females.....		212	212	214	213	209	211	209	211	212	217	225	235	24	10.2
Photo-engraving.....	46	50	50	52	53	54	54	53	53	55	56	55	54	6	(1)
Males.....		50	50	52	53	54	54	53	53	55	56	55	54	6	(1)
Females.....		0	0	0	0	0	0	0	0	0	0	0	0	0	(1)
Printing and publishing.....	840	1,294	1,303	1,309	1,310	1,320	1,318	1,321	1,338	1,343	1,351	1,355	1,367	73	5.3
Males.....		1,106	1,116	1,122	1,124	1,139	1,136	1,143	1,157	1,160	1,160	1,157	1,169	54	4.7
Females.....		188	187	187	186	181	182	178	181	183	191	198	208	30	14.4
Paper and printing, n. o. c.....	244	128	128	129	124	124	126	127	128	128	127	126	127	5	3.9
Males.....		104	103	102	97	96	97	96	98	99	101	99	100	8	7.7
Females.....		24	25	27	27	28	29	31	30	29	26	27	27	7	(1)
Iron and steel.....	1,751	505	498	512	521	526	523	527	533	531	524	536	537	39	7.3
Males.....		493	492	496	505	509	506	510	516	514	507	519	520	38	7.3
Females.....		17	16	16	16	17	17	17	17	17	17	17	17	1	(1)
Foundry and machine-shop products.....	1,181	275	268	273	276	279	280	282	289	288	284	289	288	21	7.3
Males.....		261	255	260	263	265	266	268	275	274	270	275	274	20	7.3
Females.....		14	13	13	13	14	14	14	14	14	14	14	14	1	(1)
Stoves and furnaces.....	95	83	81	84	85	85	88	89	85	84	82	84	85	8	(1)
Males.....		83	81	84	85	85	88	89	85	84	82	84	85	8	(1)
Females.....		0	0	0	0	0	0	0	0	0	0	0	0	0	(1)
Iron and steel, n. o. c.....	475	147	149	155	160	162	155	156	159	159	158	163	164	17	10.4
Males.....		144	146	152	157	159	152	153	156	156	155	160	161	17	10.6
Females.....		3	3	3	3	3	3	3	3	3	3	3	3	0	(1)
Leather and leather products.....	130	62	60	58	58	57	60	58	56	53	52	55	58	46	(1)
Males.....		45	47	45	45	44	46	45	43	42	44	44	46	6	(1)
Females.....		14	13	13	13	14	13	13	10	11	10	11	10	40	(1)
Liquors and beverages.....	150	130	131	137	142	150	156	162	161	151	133	129	128	34	21.0
Males.....		130	131	137	142	150	156	162	161	151	133	129	128	34	21.0
Females.....		0	0	0	0	0	0	0	0	0	0	0	0	0	(1)
Stone, clay, and glass.....	772	139	144	144	150	150	154	152	148	145	149	144	144	15	9.7
Males.....		120	125	126	132	133	136	134	132	130	127	130	125	16	11.8
Females.....		19	19	18	18	17	18	18	16	15	18	19	19	2	(1)
Brick and tile, clay.....	173	55	56	57	61	60	61	60	59	57	55	56	56	6	(1)
Males.....		54	55	56	60	59	60	59	58	56	54	55	55	6	(1)
Females.....		1	1	1	1	1	1	1	1	1	1	1	1	0	(1)
Stone, clay, and glass, n. o. c.....	599	84	88	87	89	90	93	92	91	91	90	93	88	7	(1)
Males.....		66	70	70	72	74	76	75	74	71	73	75	70	10	(1)
Females.....		18	18	17	17	16	17	17	17	17	17	18	18	2	(1)

Textiles.....	662	233	235	244	252	253	257	251	247	258	265	265	266	33	12.4
Males.....		209	210	217	224	226	230	227	223	228	234	235	234	26	11.1
Females.....		24	25	27	28	27	27	24	24	30	31	30	32	8	(1)
Awnings, tents, and sails.....	47	54	56	62	64	64	64	62	58	60	66	66	64	14	(1)
Males.....		52	53	55	61	64	64	62	58	60	65	65	63	13	(1)
Females.....		1	1	1	1	1	1	1	1	1	1	1	1	1	(1)
Clothing, men's.....	152	60	59	62	62	62	63	62	63	66	66	67	68	9	(1)
Males.....		58	57	59	59	59	60	59	60	63	63	64	65	8	(1)
Females.....		2	2	3	3	3	3	3	3	3	3	3	3	1	(1)
Textiles, n. o. c.....	463	121	122	126	128	127	130	127	126	132	133	132	134	13	9.7
Males.....		99	100	103	104	103	106	106	105	105	106	106	106	7	6.6
Females.....		22	22	23	24	24	24	21	21	27	27	26	28	7	(1)
Vehicles.....	304	101	108	115	115	115	120	122	119	121	123	120	112	22	17.9
Males.....		93	99	105	105	105	108	110	109	112	114	112	106	21	18.4
Females.....		8	9	10	10	10	12	12	10	9	9	8	6	6	(1)
Automobiles and parts.....	186	83	89	95	95	95	99	101	97	98	99	96	90	18	17.8
Males.....		75	80	85	85	85	87	89	87	89	90	88	84	15	(1)
Females.....		8	9	10	10	10	12	12	10	9	9	8	6	6	(1)
Vehicles, n. o. c.....	118	18	19	20	20	20	21	21	22	23	24	24	22	6	(1)
Males.....		18	19	20	20	20	21	21	22	23	24	24	22	6	(1)
Miscellaneous manufactures.....	949	336	336	342	335	342	341	351	354	349	358	364	360	29	8.0
Males.....		281	282	287	283	290	290	298	300	294	300	305	304	24	7.9
Females.....		55	54	55	52	52	51	53	54	55	58	59	56	8	(1)
Electrical machinery.....	171	75	76	74	75	78	77	79	79	80	80	82	86	12	(1)
Males.....		71	72	70	71	73	72	75	75	74	74	76	80	10	(1)
Females.....		4	4	4	4	5	5	4	4	6	6	6	6	2	(1)
Miscellaneous manufactures n. o. c.....	778	261	260	265	260	264	264	274	275	269	278	282	274	22	7.8
Males.....		210	210	217	212	217	218	223	225	220	226	229	224	19	8.3
Females.....		51	50	51	48	47	46	49	50	49	52	53	50	7	(1)
Manufactures, n. o. c.....	290	38	37	64	62	63	62	60	59	58	58	57	59	7	(1)
Males.....		32	31	58	57	58	57	55	54	53	53	52	54	7	(1)
Females.....		6	6	6	5	5	5	5	5	5	5	5	5	1	(1)
Service.....	8,210	6,859	6,967	7,244	7,319	7,364	7,377	7,313	7,266	7,256	7,108	7,183	7,171	518	7.0
Males.....		6,308	6,425	6,624	6,746	6,768	6,722	6,680	6,659	6,643	6,481	6,561	6,551	460	6.8
Females.....		551	539	620	573	596	609	631	596	597	625	622	620	86	13.8
Garages.....	1,771	3,311	3,445	3,594	3,675	3,712	3,724	3,686	3,678	3,643	3,450	3,551	3,550	413	11.1
Males.....		3,306	3,440	3,588	3,668	3,705	3,717	3,680	3,670	3,635	3,444	3,545	3,544	411	11.1
Females.....		5	5	6	7	7	7	6	8	8	6	6	6	3	(1)
Hotels.....	411	189	182	179	181	181	172	173	171	206	199	186	185	35	17.0
Males.....		71	69	68	69	68	66	68	67	80	86	82	83	19	(1)
Females.....		118	113	111	112	113	106	105	104	126	113	104	102	24	19.0
Laundries and dry cleaners.....	478	337	343	345	354	356	354	357	357	358	357	356	348	21	5.9
Males.....		289	291	295	298	299	297	301	301	302	303	302	294	14	4.6
Females.....		48	52	53	56	57	57	56	56	56	54	54	54	9	(1)
Offices.....	1,601	2,328	2,303	2,421	2,410	2,375	2,387	2,349	2,322	2,305	2,310	2,292	2,288	133	5.5
Males.....		2,271	2,250	2,296	2,316	2,281	2,282	2,271	2,253	2,240	2,236	2,228	2,228	90	3.9
Females.....		57	53	125	94	94	85	77	69	65	72	66	60	72	57.6
Restaurants.....	1,011	249	246	256	256	275	277	275	278	286	332	334	336	90	26.8
Males.....		91	94	98	93	100	106	109	106	108	116	113	110	25	21.6
Females.....		158	152	158	163	175	171	166	172	178	216	221	226	74	32.7

† Not computed owing to small number represented.

1928: SALESPeOPLE (NOT TRAVELING)

543

TABLE A.—*Fluctuation in employment in industries other than mining and quarrying in Ohio, 1914 to 1929, by occupation group, industry, and sex—Continued*

1928: SALESPEOPLE (NOT TRAVELING)—Continued

Industry and sex	Number of establishments reporting	Number employed on the 15th of each month												Variation from maximum	
		January	February	March	April	May	June	July	August	September	October	November	December	Number	Per cent
Service—Continued.															
Schools and colleges.....	107	125	122	118	118	117	122	82	*84	100	120	123	123	43	34.4
Males.....		70	68	64	64	63	69	45	44	59	67	70	70	26	(1)
Females.....		55	54	54	54	54	53	37	40	41	53	53	53	18	(1)
Service, n. o. c.....	2,831	320	326	328	325	348	361	392	376	358	338	341	341	72	18.4
Males.....		210	216	215	214	230	231	248	239	235	227	223	222	38	15.3
Females.....		110	110	113	111	118	130	144	137	123	111	118	119	34	23.6
Trade, retail and wholesale.	8,916	55,050	54,842	56,839	58,042	58,208	58,820	58,232	57,375	60,105	62,005	63,791	76,800	21,958	28.6
Males.....		27,706	27,825	28,229	28,625	28,863	29,267	29,269	29,430	30,028	30,608	30,820	32,405	4,609	14.2
Females.....		27,254	27,019	28,610	29,417	29,345	29,553	28,963	27,845	30,077	31,397	32,971	44,395	17,376	39.1
Retail delivery, milk, ice, and water.....	132	91	86	89	91	92	90	84	86	87	88	88	89	8	(1)
Males.....		90	85	88	90	91	89	83	85	86	87	87	80	8	(1)
Females.....		1	1	1	1	1	1	1	1	1	1	1	1	0	(1)
Stores, retail and wholesale.....	7,485	54,497	54,296	56,285	57,476	57,638	58,240	57,652	56,795	59,529	61,434	63,218	76,235	21,939	28.8
Males.....		27,260	27,293	27,693	28,077	28,312	28,708	28,710	28,870	29,471	30,056	30,266	31,860	4,600	14.4
Females.....		27,237	27,003	28,592	29,399	29,326	29,532	28,842	27,925	30,058	31,378	32,952	44,375	17,372	39.1
Yards, lumber, coal, and scrap.....	1,299	462	460	465	475	478	490	493	494	489	485	485	475	36	7.3
Males.....		446	445	448	458	460	470	476	475	471	465	467	456	31	6.5
Females.....		16	15	17	17	18	20	20	19	18	18	18	19	5	(1)
Transportation and public utilities.	1,625	654	694	723	717	726	719	722	726	732	748	767	769	114	14.8
Males.....		618	654	682	673	684	675	681	685	690	705	722	716	104	14.4
Females.....		36	40	41	44	42	44	41	42	43	43	45	52	16	(1)
Drayage and storage.....	813	63	65	64	67	70	68	68	70	67	68	67	67	7	(1)
Males.....		63	65	64	67	70	68	68	70	67	68	67	67	7	(1)
Electric light and power.....	109	520	544	568	564	575	571	571	570	576	586	611	615	95	15.4
Males.....		485	505	528	522	535	530	532	531	536	545	568	565	83	14.6
Females.....		35	39	40	42	40	41	39	39	40	41	43	50	15	(1)
Natural gas.....	44	42	56	60	55	50	49	52	55	59	63	58	55	21	(1)
Males.....		41	55	59	53	48	46	50	53	57	61	56	53	20	(1)
Females.....		1	1	1	2	2	3	2	2	2	2	2	2	2	(1)
Transportation and public utilities, n. o. c.....	659	29	29	31	31	31	31	31	31	30	31	31	31	2	(1)
Males.....		29	29	31	31	31	31	31	31	30	31	31	31	2	(1)
Industries, n. o. c.	20	2	2	2	2	2	2	2	2	2	2	2	2	2	(1)
Males.....		2	2	2	2	2	2	2	2	2	2	2	2	2	(1)

¹ Not computed owing to small number represented.

TABLE A.—Fluctuation in employment in industries other than mining and quarrying in Ohio, 1914 to 1929, by occupation group, industry, and sex—Continued

1929: WAGE EARNERS

Industry and sex	Number of establishments reporting	Number employed on the 15th of each month												Variation from maximum	
		January	February	March	April	May	June	July	August	September	October	November	December	Number	Per cent
ALL INDUSTRIES	42,216	962,271	986,102	1,010,500	1,038,134	1,059,889	1,071,439	1,074,392	1,066,623	1,063,325	1,049,152	978,225	929,927	144,465	13.4
Males.....		788,193	807,735	830,852	856,468	877,160	887,294	891,490	880,998	872,113	858,413	794,699	754,006	137,484	15.4
Females.....		174,078	178,367	179,648	181,666	182,729	184,145	182,902	185,625	191,212	190,739	183,626	175,921	17,134	9.0
Agriculture	1,444	6,186	6,228	7,014	8,687	8,935	10,193	10,915	9,696	9,476	9,266	7,792	6,850	4,729	43.3
Males.....		5,773	5,807	6,476	7,941	8,174	9,312	9,900	9,058	8,709	8,538	7,257	6,395	4,127	41.7
Females.....		413	421	538	746	761	881	1,015	638	767	728	535	455	602	59.3
Dairy farming.....	49	359	358	368	378	381	399	426	423	424	389	337	336	90	21.1
Males.....		347	345	355	365	368	386	413	408	409	375	322	322	91	22.0
Females.....		12	13	13	13	13	13	13	15	15	14	15	14	3	(1)
Florists, fruit growers, and nursery men.....	384	2,929	2,984	3,492	4,701	4,672	5,368	5,343	4,296	4,256	4,318	3,579	3,072	2,439	45.4
Males.....		2,689	2,729	3,121	4,141	4,106	4,782	4,617	3,910	3,801	3,887	3,249	2,800	2,093	43.8
Females.....		240	255	371	560	566	586	726	386	455	431	330	272	486	66.9
General farming.....	819	2,668	2,659	2,941	3,389	3,683	4,234	4,741	4,406	4,356	4,151	3,501	3,095	2,082	43.9
Males.....		2,507	2,506	2,787	3,216	3,501	3,952	4,465	4,168	4,059	3,918	3,311	2,926	1,959	43.9
Females.....		161	153	154	173	182	282	276	237	297	233	190	169	144	48.5
Operating farm machinery, not by farmers.....	192	230	227	213	219	199	192	405	572	440	408	375	347	380	66.4
Males.....		230	227	213	219	199	192	405	572	440	408	375	347	380	66.4
Construction	10,183	46,346	46,779	54,814	66,568	76,626	85,393	91,734	91,275	87,478	87,857	75,806	61,363	45,388	49.5
Males.....		46,214	46,635	54,671	66,419	76,461	85,235	91,578	91,117	87,306	87,685	75,640	61,204	45,364	49.5
Females.....		132	144	143	149	165	158	156	157	172	172	166	159	40	23.3
Auto painting.....	21	95	103	117	136	142	138	137	143	112	108	97	83	60	42.0
Males.....		95	102	116	135	141	137	136	142	112	108	97	83	59	41.5
Females.....			1		1	1	1	1	1					1	(1)
Brick, stone, and cement work; mantle setting.....	1,005	3,926	3,718	4,792	5,857	6,431	7,169	7,182	7,161	7,073	7,083	5,998	4,824	3,464	48.2
Males.....		3,921	3,712	4,786	5,851	6,425	7,163	7,177	7,155	7,067	7,077	5,992	4,818	3,465	48.3
Females.....		5	6	6	6	6	6	5	6	6	6	6	6	1	(1)
Electrical contractors.....	456	2,766	2,597	2,626	2,630	2,913	2,965	3,112	3,292	3,466	3,574	3,506	3,508	977	27.3
Males.....		2,762	2,593	2,622	2,626	2,909	2,961	3,108	3,288	3,462	3,570	3,502	3,503	977	27.4
Females.....		4	4	4	4	4	4	4	4	4	4	4	5	1	(1)
Erecting or installing machinery, including repairs.....	239	961	896	965	902	945	1,004	1,033	995	1,026	1,009	1,066	988	170	15.9
Males.....		961	896	965	902	945	1,004	1,033	995	1,026	1,009	1,066	988	170	15.9

¹ Not computed owing to small number represented.

TABLE A.—Fluctuation in employment in industries other than mining and quarrying in Ohio, 1914 to 1929, by occupation group, industry, and sex—Continued

1929: WAGE EARNERS—Continued

Industry and sex	Number of establishments reporting	Number employed on the 15th of each month												Variation from maximum		
		January	February	March	April	May	June	July	August	September	October	November	December	Number	Per cent	
Construction—Continued.																
Erecting transmission lines.....	25	315	332	298	277	308	332	314	189	140	141	126	93	239	72.0	
Males.....		314	331	297	276	307	331	313	187	138	139	124	92	239	72.2	
Females.....		1	1	1	1	1	1	1	2	2	2	2	1	1	(1)	
General constructing, including wrecking.....	3,538	18,193	19,262	23,321	27,636	31,026	34,301	38,071	35,945	33,099	32,559	28,379	23,756	19,878	52.2	
Males.....		18,155	19,220	23,280	27,600	30,987	34,267	38,034	35,908	33,055	32,515	28,337	23,711	19,879	52.3	
Females.....		38	42	41	36	39	34	37	37	44	44	42	45	11	(1)	
Oil, gas, and water, drilling or producing.....	739	3,008	3,000	3,064	3,159	3,376	3,517	3,635	4,208	4,105	4,762	4,379	3,538	1,762	37.0	
Males.....		3,003	2,995	3,059	3,152	3,370	3,510	3,627	4,200	4,097	4,750	4,367	3,530	1,755	36.9	
Females.....		5	5	5	7	6	7	8	8	8	12	12	8	7	(1)	
Painting and decorating.....	990	1,853	2,115	2,919	4,095	4,682	4,753	4,445	4,154	3,721	3,344	2,752	2,143	2,900	61.0	
Males.....		1,815	2,074	2,878	4,049	4,631	4,699	4,395	4,105	3,664	3,291	2,701	2,096	2,884	61.4	
Females.....		38	41	41	46	51	54	50	49	57	53	51	47	19	(1)	
Plastering, including lathing and stucco work.....	329	1,321	1,284	1,408	1,438	1,654	1,769	2,167	2,037	1,791	1,838	1,544	1,301	883	40.7	
Males.....		1,321	1,284	1,408	1,438	1,654	1,769	2,167	2,037	1,791	1,838	1,544	1,301	883	40.7	
Plumbing and steam fitting.....	842	4,484	4,211	4,260	4,381	4,551	4,878	5,156	5,344	5,380	5,421	5,070	4,808	1,210	22.3	
Males.....		4,481	4,208	4,247	4,378	4,547	4,874	5,151	5,339	5,375	5,417	5,067	4,805	1,209	22.3	
Females.....		3	3	3	3	4	4	5	5	5	4	3	3	2	(1)	
Sand and gravel excavating.....	155	948	977	1,236	1,517	1,634	1,749	1,781	1,856	1,748	1,800	1,573	1,164	908	48.9	
Males.....		947	976	1,233	1,515	1,631	1,747	1,779	1,854	1,746	1,797	1,570	1,162	907	48.9	
Females.....		1	1	3	2	3	2	2	2	2	3	3	2	1	(1)	
Sheet-metal work and roofing.....	515	2,349	2,289	2,559	2,759	3,021	3,047	3,351	3,354	3,525	3,597	3,458	3,185	1,308	36.4	
Males.....		2,348	2,288	2,558	2,758	3,020	3,046	3,350	3,353	3,524	3,596	3,457	3,184	1,308	36.4	
Females.....		1	1	1	1	1	1	1	1	1	1	1	1	1	(1)	
Street, road, and sewer contracting.....	1,161	5,171	4,995	6,258	10,728	14,818	18,453	19,953	21,166	20,858	20,945	16,299	10,566	16,171	76.4	
Males.....		5,139	4,962	6,224	10,689	14,773	18,413	19,917	21,129	20,822	20,909	16,264	10,532	16,167	76.5	
Females.....		32	33	34	39	45	40	36	37	36	36	35	34	13	(1)	
Ventilating and heating.....	141	887	933	917	970	1,042	1,213	1,267	1,300	1,318	1,573	1,450	1,284	686	43.6	
Males.....		887	932	916	969	1,041	1,212	1,266	1,299	1,317	1,572	1,449	1,283	685	43.6	
Females.....		1	1	1	1	1	1	1	1	1	1	1	1	1	(1)	
Construction, n. o. c.....	27	69	67	84	83	83	105	130	131	116	103	109	122	64	48.9	
Males.....		65	62	82	81	80	102	125	126	110	97	103	116	64	50.8	
Females.....		4	5	2	2	3	3	5	5	6	6	6	6	4	(1)	

Fisheries	21	275	241	306	389	378	380	319	293	308	316	299	241	148	38.0
Males.....		275	241	306	389	378	380	319	293	308	316	299	241	148	38.0
Manufactures	10,035	698,863	721,930	732,769	740,310	747,806	745,450	741,309	734,195	733,579	719,036	666,075	685,976	111,830	15.0
Males.....		587,670	606,354	617,301	624,612	631,767	629,524	625,695	615,211	609,799	596,424	549,889	525,032	103,735	16.4
Females.....		111,193	115,576	115,468	115,698	116,039	115,926	115,614	118,984	123,780	122,612	116,186	107,944	15,836	12.8
Chemicals and allied products	457	19,600	19,888	20,325	21,111	21,108	21,099	21,045	21,224	22,232	21,258	20,590	19,570	2,632	11.8
Males.....		17,824	18,136	18,524	19,168	19,247	19,282	19,273	19,438	20,294	19,246	18,816	18,295	2,470	12.2
Females.....		1,776	1,752	1,801	1,943	1,861	1,817	1,772	1,786	1,938	2,012	1,774	1,575	2,437	21.7
Blacking, cleansing, and polishing preparations	25	273	291	283	295	277	254	254	246	241	253	251	250	54	18.3
Males.....		201	203	195	196	188	189	189	185	178	180	180	182	25	12.3
Females.....		72	88	88	99	89	65	65	61	63	73	71	68	38	(1)
Bone, carbon, and lampblack	5	619	636	659	756	781	845	894	938	1,073	966	690	613	460	42.9
Males.....		555	568	596	596	607	629	667	707	754	653	572	569	199	26.4
Females.....		64	68	63	160	174	216	217	231	319	313	118	44	275	86.2
Chemicals, acids, and wood distillation	72	3,922	4,033	4,114	4,239	4,255	4,437	4,426	4,560	4,598	4,720	4,614	4,318	798	16.9
Males.....		3,900	4,008	4,081	4,201	4,218	4,398	4,392	4,532	4,560	4,687	4,587	4,298	787	16.8
Females.....		22	25	33	38	37	39	34	28	38	33	27	25	17	(1)
Dyestuffs and extracts	7	563	568	614	619	575	535	525	540	583	605	634	623	109	17.2
Males.....		479	486	506	503	470	463	454	471	487	496	509	504	55	10.8
Females.....		84	82	108	116	105	72	71	69	96	109	125	119	56	44.8
Explosives	8	194	192	191	186	172	159	186	189	182	180	186	180	35	18.0
Males.....		179	177	176	172	158	159	175	179	172	173	178	182	24	13.2
Females.....		15	15	15	14	14	11	10	10	10	7	8	8	15	(1)
Fertilizers, tankage	39	1,138	1,151	1,416	1,709	1,432	1,336	1,328	1,359	2,291	1,205	1,068	1,124	1,223	53.4
Males.....		1,135	1,150	1,415	1,708	1,431	1,335	1,327	1,358	2,288	1,202	1,065	1,123	1,223	53.5
Females.....		1	1	1	1	1	1	1	3	3	3	3	1	2	(1)
Ink, printing and writing	17	475	487	490	492	491	495	503	505	491	491	490	466	39	7.7
Males.....		455	462	460	463	464	464	469	468	462	461	463	444	25	5.3
Females.....		20	25	30	29	27	31	34	37	29	30	27	22	17	(1)
Oil, linseed, lubricating, and cottonseed, and oil cake	18	259	249	258	273	279	276	290	299	301	287	278	277	52	17.3
Males.....		255	244	253	268	275	272	285	295	296	282	274	271	52	17.6
Females.....		4	5	5	5	4	4	5	4	5	5	4	6	2	(1)
Paint and varnish	100	3,497	3,613	3,716	3,846	3,903	3,898	3,817	3,752	3,701	3,591	3,502	3,425	478	12.2
Males.....		3,237	3,351	3,445	3,561	3,621	3,609	3,549	3,493	3,444	3,336	3,247	3,172	449	12.4
Females.....		260	262	271	285	282	289	268	259	257	255	253	253	36	12.5
Patent medicines and drug compounds	69	1,143	1,120	1,114	1,119	1,052	1,015	1,005	986	1,014	1,028	1,010	998	157	13.7
Males.....		614	636	654	661	636	614	622	615	624	617	615	606	55	8.3
Females.....		529	484	460	458	416	401	383	371	390	411	395	392	158	29.9
Petroleum refining	29	2,928	2,989	3,000	3,015	3,357	3,315	3,321	3,215	3,076	3,101	3,113	3,041	429	12.8
Males.....		2,912	2,973	2,984	3,001	3,346	3,308	3,314	3,209	3,068	3,094	3,106	3,034	434	13.0
Females.....		16	16	16	14	11	7	7	6	8	7	7	7	10	(1)
Salt	5	599	582	598	569	597	606	616	619	592	578	559	514	105	17.0
Males.....		538	520	504	502	508	532	534	548	522	509	491	453	95	17.3
Females.....		61	62	64	63	66	65	72	71	70	69	68	61	11	(1)

1 Not computed owing to small number represented.

TABLE A.—Fluctuation in employment in industries other than mining and quarrying in Ohio, 1914 to 1929, by occupation group, industry, and sex—Continued

1929: WAGE EARNERS—Continued

Industry and sex	Number of establishments reporting	Number employed on the 15th of each month												Variation from maximum	
		January	February	March	April	May	June	July	August	September	October	November	December	Number	Per cent
Manufactures—Continued.															
Chemicals and allied products—Contd.															
Soap, candles, grease, and tallow.....	51	3,844	3,845	3,780	3,871	3,839	3,808	3,755	3,861	3,935	4,099	4,081	3,848	344	8.4
Males.....		3,262	3,264	3,171	3,249	3,246	3,221	3,189	3,265	3,328	3,449	3,414	3,326	278	8.1
Females.....		582	581	609	622	593	587	566	596	607	650	617	522	128	19.7
Chemicals and allied products, n. o. c.	12	148	132	122	126	126	129	145	155	154	154	164	183	61	33.3
Males.....		102	94	84	87	84	89	107	113	111	107	115	136	52	38.2
Females.....		46	38	38	39	42	40	38	42	43	47	49	47	11	(1)
Food and kindred products.....	1,636	30,582	30,771	30,921	30,990	31,755	34,094	33,872	34,356	39,538	36,631	34,721	32,835	8,956	22.7
Males.....		24,627	24,555	24,616	24,763	25,174	26,878	27,000	27,165	29,718	27,732	27,032	25,731	5,163	17.4
Females.....		5,955	6,216	6,305	6,227	6,581	7,216	6,872	7,191	9,820	8,899	7,689	7,104	3,865	39.4
Bakery products.....	563	9,007	9,137	9,218	9,404	9,538	9,880	9,816	9,708	9,830	9,893	9,873	9,477	886	9.0
Males.....		6,977	7,023	7,051	7,200	7,202	7,473	7,456	7,419	7,463	7,449	7,320	7,314	496	6.6
Females.....		2,030	2,114	2,167	2,204	2,336	2,407	2,360	2,289	2,367	2,444	2,553	2,163	414	16.9
Canning and preserving.....	95	688	667	726	776	936	2,229	1,955	2,441	6,763	3,210	1,630	926	6,096	90.1
Males.....		440	424	466	532	632	1,493	1,260	1,524	3,062	1,748	903	530	3,538	89.3
Females.....		248	243	260	244	304	736	695	917	2,801	1,462	627	396	2,558	91.3
Coffee, spices, and peanuts, roasting and grinding.....	42	1,167	1,231	1,234	1,174	1,211	1,243	1,182	1,238	1,303	1,337	1,257	1,177	170	12.7
Males.....		663	668	674	656	666	667	662	677	705	712	691	666	56	7.9
Females.....		504	563	560	518	545	576	520	561	598	625	566	511	121	19.4
Confectionery.....	114	2,840	2,892	2,909	2,753	2,892	2,821	2,738	2,853	3,460	3,904	3,826	3,661	1,166	29.9
Males.....		1,208	1,178	1,167	1,093	1,156	1,141	1,185	1,165	1,326	1,440	1,405	1,313	347	24.1
Females.....		1,632	1,714	1,742	1,660	1,736	1,680	1,553	1,688	2,134	2,464	2,421	2,348	911	37.0
Cordials, sirups, and flavoring extracts.....	27	645	654	666	659	698	720	669	703	844	883	857	735	238	27.0
Males.....		394	392	402	405	406	419	419	431	486	496	471	429	104	21.0
Females.....		251	262	264	254	292	301	250	272	358	387	386	306	137	35.4
Dairy products and ice cream.....	349	6,214	6,226	6,397	6,725	6,941	7,498	7,626	7,536	7,261	6,776	6,598	6,470	1,412	18.5
Males.....		5,839	5,849	6,004	6,291	6,487	6,951	7,085	7,059	6,754	6,310	6,147	6,035	1,246	17.6
Females.....		375	377	393	434	454	547	541	527	507	466	451	435	172	31.4
Flour-mill and grist-mill products.....	236	1,971	1,931	1,949	1,906	1,880	1,835	1,941	1,996	1,976	1,991	1,961	1,970	1,116	5.8
Males.....		1,962	1,922	1,936	1,895	1,871	1,877	1,933	1,989	1,966	1,979	1,949	1,961	118	5.9
Females.....		9	9	13	10	9	8	8	7	10	12	12	9	6	(1)
Food preparations.....	25	1,033	1,061	1,084	990	986	1,002	1,039	1,057	1,055	1,054	1,055	1,011	98	9.0
Males.....		749	766	800	729	745	741	774	774	772	769	796	765	71	8.9
Females.....		284	295	284	261	241	261	265	277	283	285	259	246	54	18.3

Oleomargarine.....	5	238	237	243	241	253	249	251	248	247	267	290	308	71	23.1
Males.....		197	196	197	197	199	187	201	208	206	221	248	263	67	25.5
Females.....		41	41	46	44	54	62	50	40	39	46	42	45	15	(1)
Slaughtering and meat packing.....	165	6,424	6,367	6,125	5,984	6,021	6,148	6,148	6,070	6,133	6,241	6,318	6,189	440	6.8
Males.....		5,905	5,848	5,624	5,457	5,492	5,599	5,599	5,541	5,596	5,669	5,733	5,624	448	7.6
Females.....		519	519	501	527	529	549	547	537	537	572	585	565	84	14.4
Sugar.....	7	137	136	140	139	139	132	134	136	137	631	1,178	666	1,046	88.8
Maples.....		136	135	139	138	138	131	133	135	136	620	1,173	661	1,042	88.8
Females.....		1	1	1	1	1	1	1	1	1	2	5	4	(1)	
Vinegar and cider.....	6	139	152	152	158	177	200	186	237	446	361	194	164	307	68.8
Males.....		79	75	79	89	98	103	105	155	262	228	113	90	187	71.4
Females.....		60	77	73	69	79	97	81	82	184	133	81	74	124	67.4
Food and kindred products, n. o. c.....	2	79	80	78	81	83	87	86	83	83	83	84	81	9	(1)
Males.....		78	79	77	80	82	86	85	82	82	82	83	80	9	(1)
Females.....		1	1	1	1	1	1	1	1	1	1	1	1	0	(1)
Iron and steel and their products.....	1,775	241,525	246,650	252,604	255,098	259,386	256,027	256,678	255,208	249,668	247,200	223,870	214,731	44,655	17.2
Males.....		233,958	238,557	244,455	246,877	251,049	247,906	248,486	247,423	242,061	239,734	216,933	208,261	42,788	17.0
Females.....		7,567	8,093	8,149	8,221	8,337	8,121	8,192	7,785	7,607	7,466	6,937	6,470	1,867	22.4
Blast-furnace products.....	16	5,500	5,673	5,725	5,720	5,757	5,749	5,697	5,840	5,693	5,823	5,364	4,806	1,034	17.7
Males.....		5,498	5,671	5,723	5,718	5,755	5,747	5,695	5,838	5,691	5,821	5,362	4,804	1,034	17.7
Females.....		2	2	2	2	2	2	2	2	2	2	2	2	0	
Boilers and tanks.....	53	2,430	2,548	2,642	2,718	2,887	2,887	2,840	2,838	2,913	2,994	2,806	2,806	564	18.8
Males.....		2,430	2,548	2,642	2,718	2,791	2,887	2,840	2,838	2,913	2,994	2,806	2,806	564	18.8
Bolts, nuts, washers, and rivets.....	21	5,221	5,519	5,680	5,808	5,711	5,667	5,582	5,336	5,052	4,824	4,492	4,154	1,654	28.5
Males.....		4,286	4,476	4,561	4,654	4,550	4,551	4,455	4,311	4,124	3,961	3,727	3,501	1,153	24.8
Females.....		935	1,043	1,119	1,154	1,161	1,106	1,127	1,025	928	863	765	653	508	43.8
Burial vaults, steel.....	9	454	478	428	418	420	399	357	350	358	360	360	358	128	26.8
Males.....		454	478	428	418	420	399	357	350	358	360	360	358	128	26.8
Calculating machines.....	30	9,613	10,233	10,442	10,640	10,794	10,244	10,183	10,044	10,125	9,979	9,725	9,807	1,181	10.9
Males.....		8,309	8,910	9,082	9,231	9,277	8,926	8,809	8,724	8,801	8,786	8,571	8,565	968	10.4
Females.....		1,304	1,323	1,360	1,409	1,517	1,318	1,374	1,320	1,324	1,193	1,154	1,242	363	23.9
Cutlery and tools.....	67	2,743	2,875	2,963	2,982	2,970	2,953	2,942	2,871	2,916	2,909	2,870	2,778	239	8.0
Males.....		2,504	2,630	2,717	2,732	2,719	2,720	2,720	2,652	2,679	2,667	2,629	2,527	228	8.3
Females.....		239	245	246	250	247	224	222	219	237	242	241	251	32	12.7
Doors and shutters, iron and steel.....	10	724	701	690	701	756	740	748	756	796	761	751	715	106	13.3
Males.....		722	699	689	700	755	739	747	753	794	759	749	714	105	13.2
Females.....		2	2	1	1	1	1	1	1	2	2	2	1	1	(1)
Files.....	4	538	567	582	568	541	528	515	519	542	537	507	476	106	18.2
Males.....		483	505	520	504	476	460	449	450	474	466	441	408	112	21.5
Females.....		55	62	62	64	65	68	66	69	68	71	66	68	16	(1)
Forgings.....	36	3,889	3,997	4,102	4,258	4,206	4,003	3,980	3,772	3,751	3,706	3,364	3,446	894	21.0
Males.....		3,884	3,973	4,079	4,236	4,184	3,980	3,954	3,746	3,694	3,708	3,319	3,390	917	21.6
Females.....		25	24	23	22	22	23	26	26	57	58	45	56	36	(1)
Foundry and machine-shop products.....	1,208	91,926	96,041	98,559	98,969	100,502	100,264	100,370	99,883	98,140	98,299	92,758	88,372	12,130	12.1
Males.....		88,569	92,425	95,033	95,516	97,058	96,979	97,021	96,113	94,842	94,997	89,764	85,706	11,352	11.7
Females.....		3,357	3,616	3,526	3,453	3,444	3,375	3,349	3,270	3,296	3,302	2,994	2,666	960	26.3
Gas engines and tractors.....	18	2,979	3,142	3,341	3,579	3,431	3,435	3,325	3,468	3,465	3,561	3,253	3,203	600	16.8
Males.....		2,972	3,135	3,334	3,572	3,424	3,428	3,318	3,461	3,458	3,554	3,246	3,196	600	16.8
Females.....		7	7	7	7	7	7	7	7	7	7	7	7	0	

1 Not computed owing to small number represented.

TABLE A.—Fluctuation in employment in industries other than mining and quarrying in Ohio, 1914 to 1929, by occupation group, industry, and sex—Continued

1929: WAGE EARNERS—Continued

Industry and sex	Number of establishments reporting	Number employed on the 15th of each month												Variation from maximum	
		January	February	March	April	May	June	July	August	September	October	November	December	Number	Per cent
Manufactures—Continued.															
Iron and steel and their products—Con.															
Nails and spikes, cut, wrought, and wire	4	232	229	124	124	143	138	144	142	132	132	115	106	26	11.2
Males		199	192	92	94	113	104	107	104	98	100	86	76	123	61.8
Females		33	37	32	30	30	34	37	38	34	32	29	30	9	(¹)
Pipe, wrought	3	481	500	509	522	510	478	470	452	439	413	345	303	219	42.0
Males		455	474	483	493	483	451	444	425	413	389	324	291	202	41.0
Females		26	26	26	29	27	27	26	27	26	24	21	12	17	(¹)
Pumps and windmills	31	2,388	2,458	2,474	2,459	2,492	2,485	2,487	2,392	2,498	2,572	2,545	2,543	189	7.3
Males		2,382	2,450	2,467	2,452	2,485	2,478	2,481	2,387	2,492	2,572	2,539	2,535	190	7.4
Females		6	8	7	7	7	7	6	6	6	5	6	8	3	(¹)
Safes and vaults	9	1,799	1,819	1,835	1,787	1,787	1,756	1,755	1,763	1,765	1,781	1,783	1,906	80	4.4
Males		1,799	1,819	1,835	1,787	1,787	1,756	1,755	1,763	1,765	1,781	1,783	1,906	80	4.4
Saws	10	179	176	161	147	154	151	154	156	173	169	179	171	32	17.9
Males		179	176	161	147	154	151	154	156	173	169	179	171	32	17.9
Scales and balances	5	451	452	490	461	445	437	429	507	488	505	513	514	85	16.5
Males		434	435	441	442	427	418	411	483	464	471	485	489	78	16.0
Females		17	17	19	19	18	19	18	24	24	34	28	25	17	(¹)
Screws, machine and wood	9	726	866	864	857	792	896	870	711	702	678	663	602	294	32.8
Males		481	507	529	539	517	551	564	515	499	463	451	429	135	23.9
Females		245	359	335	318	275	345	306	196	203	215	212	173	186	51.8
Springs, coil	24	1,040	1,134	1,165	1,223	1,195	1,190	1,153	1,063	1,037	1,009	981	825	398	32.5
Males		895	964	974	1,016	997	985	961	894	877	814	824	784	282	27.8
Females		142	170	191	207	198	195	202	173	143	132	117	91	116	56.0
Steel works and rolling mills	69	83,520	83,099	84,591	85,075	87,603	86,352	86,897	86,627	82,590	78,879	65,289	63,456	24,147	27.6
Males		83,085	82,553	84,140	84,607	87,122	85,772	86,283	86,028	82,081	78,380	64,805	62,965	24,157	27.7
Females		435	466	451	468	481	580	614	599	509	499	484	491	179	29.2
Stoves and furnaces	86	9,583	9,789	9,967	10,226	10,508	10,362	10,061	10,754	10,964	11,555	10,779	9,530	2,025	17.5
Males		9,303	9,512	9,682	9,909	10,138	10,015	9,721	10,427	10,643	11,220	10,455	9,245	1,975	17.6
Females		280	277	285	317	370	347	340	327	321	335	324	285	93	25.1
Tin plate and terneplate	5	8,010	7,120	7,894	8,225	8,249	7,270	8,074	7,652	7,536	8,012	6,989	6,696	1,553	18.8
Males		7,831	6,952	7,722	8,048	8,070	7,111	7,889	7,471	7,393	7,839	6,827	6,558	1,512	18.7
Females		179	168	172	177	179	159	185	181	143	173	162	138	47	25.4

PART 2.—GENERAL TABLE

Wire	6	4,345	4,370	4,367	4,347	4,287	4,348	4,216	4,304	4,246	4,339	4,284	4,061	309	7.1
Males		4,232	4,258	4,250	4,247	4,174	4,231	4,092	4,189	4,132	4,218	4,109	3,935	323	7.6
Females		113	112	117	120	123	117	124	115	114	121	125	126	14	11.1
Wirework, wire rope, and cable	33	658	659	690	740	754	754	735	752	695	700	700	679	96	12.7
Males		567	586	597	648	667	668	648	660	603	614	619	608	101	15.1
Females		91	73	93	92	87	86	87	92	92	86	81	71	22	(1)
Iron and steel and their products, n. o. c.	9	2,096	2,205	2,349	2,544	2,578	2,571	2,694	2,757	2,652	2,638	2,555	2,518	661	24.0
Males		2,022	2,129	2,274	2,469	2,502	2,500	2,621	2,689	2,583	2,568	2,483	2,444	667	24.8
Females		74	76	75	75	76	71	73	68	69	70	72	74	8	(1)
Leather and leather products	126	15,336	15,737	15,193	14,707	14,735	14,489	15,425	16,006	16,140	15,986	15,201	15,122	1,651	10.2
Males		8,648	8,846	8,633	8,396	8,365	8,280	8,632	8,873	8,886	8,854	8,406	8,421	606	6.8
Females		6,678	6,891	6,560	6,311	6,370	6,209	6,793	7,133	7,254	7,132	6,795	6,701	1,045	14.4
Boots, shoes, cut stock, and findings	46	12,485	12,860	12,273	11,821	11,869	11,574	12,490	13,097	13,147	12,974	12,244	12,263	1,573	12.0
Males		6,480	6,652	6,413	6,210	6,186	6,046	6,374	6,615	6,632	6,586	6,194	6,278	606	9.1
Females		6,005	6,208	5,860	5,611	5,683	5,528	6,116	6,482	6,515	6,388	6,050	5,975	987	15.1
Gloves and mittens, leather	3	181	185	191	183	181	170	164	167	155	153	146	141	50	26.2
Males		54	59	58	57	58	57	58	53	54	55	54	52	7	(1)
Females		127	126	133	126	123	113	106	114	101	98	92	89	44	33.1
Leather, tanned, curried, and finished	19	1,517	1,543	1,537	1,497	1,504	1,559	1,573	1,534	1,574	1,566	1,527	1,489	95	6.0
Males		1,416	1,438	1,449	1,408	1,412	1,455	1,464	1,465	1,445	1,437	1,405	1,367	98	6.7
Females		101	105	88	89	92	104	109	109	129	129	122	122	41	31.5
Saddlery and harness	15	363	370	373	390	388	379	382	390	406	418	424	404	61	14.4
Males		290	291	289	302	293	291	295	304	311	325	325	306	36	11.1
Females		73	79	84	88	95	88	87	86	95	93	99	98	26	(1)
Trunks and valises	17	221	222	233	220	215	240	253	239	239	250	233	226	38	15.0
Males		177	177	186	173	173	193	205	194	198	202	187	182	28	13.7
Females		44	45	47	42	37	47	48	45	46	45	46	44	11	(1)
Leather and leather products, n. o. c.	26	559	557	586	596	578	507	568	589	619	625	627	609	70	11.2
Males		231	229	238	241	238	238	242	242	251	249	241	236	22	8.8
Females		328	328	348	355	340	329	327	347	368	376	386	373	50	15.3
Liquors and beverages	164	1,677	1,573	1,650	1,803	1,840	2,067	2,185	2,174	1,990	1,790	1,601	1,578	601	27.4
Males		1,552	1,552	1,624	1,779	1,815	2,039	2,138	2,138	1,954	1,760	1,575	1,552	586	37.4
Females		25	21	26	24	25	28	27	36	36	36	26	26	15	(1)
Malt	4	208	208	213	192	196	185	192	185	192	195	195	195	31	14.4
Males		201	201	207	206	185	188	176	183	178	193	192	189	31	15.0
Females		7	7	9	7	7	7	9	9	9	2	5	6	7	(1)
Mineral waters and beverages	151	1,339	1,335	1,405	1,560	1,618	1,839	1,951	1,953	1,772	1,544	1,372	1,352	618	31.6
Males		1,322	1,322	1,388	1,544	1,601	1,820	1,926	1,933	1,746	1,517	1,352	1,333	611	31.6
Females		17	13	16	16	17	19	18	20	26	26	20	19	14	(1)
Liquors and beverages, n. o. c.	9	30	30	30	30	30	32	29	31	29	31	32	31	22	(1)
Males		29	29	29	29	29	31	29	30	30	30	31	30	21	(1)
Females		1	1	1	1	1	1	1	1	1	1	1	1	1	(1)
Lumber and its products	1,231	22,767	23,140	23,585	23,944	23,998	24,188	23,981	24,566	24,766	25,000	23,970	22,217	2,783	11.1
Males		21,094	21,377	21,865	22,223	22,334	22,491	22,296	22,798	22,920	23,080	22,101	20,503	2,577	11.2
Females		1,673	1,763	1,720	1,721	1,664	2,697	1,685	1,768	1,846	1,920	1,869	1,714	256	13.3
Baskets, wood, rattan, and willow	19	266	300	303	310	362	387	368	382	372	387	381	281	121	31.3
Males		173	182	186	191	219	233	225	230	221	227	194	179	60	25.8
Females		93	118	117	119	143	154	143	152	151	160	127	102	67	41.9

¹ Not computed owing to small number represented.

TABLE A.—Fluctuation in employment in industries other than mining and quarrying in Ohio, 1914 to 1929, by occupation group, industry, and sex—Continued

1929: WAGE EARNERS—Continued

Industry and sex	Number of establishments reporting	Number employed on the 15th of each month												Variation from maximum	
		January	February	March	April	May	June	July	August	September	October	November	December	Number	Per cent
Manufactures—Continued.															
Lumber and its products—Continued.															
Boxes, cigar	11	202	233	219	204	199	215	221	227	230	236	226	210	37	15.7
Males		71	76	79	73	70	77	74	81	73	80	78	69	12	(1)
Females		131	157	140	131	129	138	147	146	157	156	148	141	26	17.8
Boxes and packing crates	41	1,197	1,236	1,255	1,232	1,333	1,319	1,343	1,225	1,184	1,232	1,155	1,076	267	19.9
Males		1,142	1,172	1,186	1,165	1,277	1,264	1,274	1,164	1,123	1,175	1,100	1,031	246	19.3
Females		55	64	69	67	56	55	69	61	61	57	55	45	24	(1)
Coffins and undertakers' goods	16	1,063	1,059	1,014	949	911	912	917	900	901	915	929	938	163	15.3
Males		860	837	808	758	732	739	743	724	723	738	748	756	137	15.9
Females		203	222	205	191	179	173	174	176	178	180	181	182	49	22.1
Cooperage and related goods	65	1,058	1,065	1,072	1,091	1,063	1,070	1,066	1,090	1,101	1,144	1,088	975	169	14.8
Males		996	1,000	1,010	1,009	995	1,005	1,009	1,036	1,049	1,082	1,022	926	156	14.4
Females		62	65	62	82	73	65	57	54	52	62	66	49	33	(1)
Furniture, including upholstering	170	6,268	6,398	6,716	6,737	6,623	6,653	6,331	7,042	7,200	7,413	7,224	6,435	1,145	15.4
Males		5,823	5,948	6,233	6,240	6,126	6,121	5,849	6,434	6,588	6,786	6,612	5,912	963	14.2
Females		445	450	478	497	497	532	608	612	627	627	612	523	182	29.0
Furniture, wicker and reed	3	135	139	122	140	147	147	149	129	127	127	116	115	34	22.8
Males		127	130	116	132	137	136	140	120	119	118	107	106	34	24.3
Females		8	9	6	8	10	11	9	9	8	9	9	9	5	(1)
Lasts	9	631	636	604	562	547	527	578	599	536	560	519	565	117	18.4
Males		542	542	508	483	470	461	498	525	457	469	436	483	106	19.6
Females		89	94	96	79	77	66	80	74	79	91	83	82	30	(1)
Looking-glass and picture frames	8	252	250	253	249	242	238	233	229	247	253	259	254	30	11.6
Males		199	202	205	198	195	190	185	185	203	206	208	202	23	11.1
Females		53	48	48	51	47	48	48	44	44	47	51	52	9	(1)
Matches	4	1,457	1,450	1,413	1,397	1,327	1,327	1,302	1,353	1,490	1,542	1,575	1,548	273	17.3
Males		1,074	1,063	1,053	1,050	1,006	1,005	992	1,015	1,096	1,134	1,151	1,115	159	13.8
Females		383	387	360	347	321	322	310	338	394	408	424	433	123	28.4
Saw-mill and planing-mill products	828	8,658	8,711	8,923	9,390	9,587	9,741	9,802	9,726	9,679	9,490	8,909	8,178	1,624	16.6
Males		8,571	8,623	8,846	9,310	9,523	9,670	9,723	9,655	9,612	9,415	8,846	8,132	1,591	16.4
Females		87	88	77	80	64	71	79	71	67	75	63	46	42	(1)
Show cases	11	251	297	294	268	275	303	333	388	357	357	363	329	137	35.3
Males		245	291	283	262	269	295	310	326	381	350	358	322	136	35.7
Females		6	6	6	6	6	8	8	7	7	7	7	7	2	(1)

Wood bending, turning, and carving...	38	958	966	992	968	959	902	808	798	819	845	789	816	209	20.9
Males.....		901	912	937	935	897	849	770	771	784	805	747	774	190	20.3
Females.....		57	54	55	63	62	53	38	27	35	40	42	42	36	(1)
Wood preserving.....	5	291	326	331	343	344	373	418	444	419	417	419	414	153	34.5
Males.....		291	326	331	343	344	373	418	444	419	417	419	414	153	34.5
Lumber and its products, n. o. c.....	3	80	74	74	74	74	74	79	89	73	79	76	83	18	(1)
Males.....		79	73	73	74	74	73	78	88	72	73	75	82	16	(1)
Females.....		1	1	1	1	1	1	1	1	1	1	1	1	1	(1)
Metals and metal products, other than iron and steel.....	544	34,181	35,362	36,623	37,427	38,242	37,905	38,729	38,845	39,454	40,148	38,909	37,109	5,967	14.9
Males.....		27,457	28,525	29,405	30,094	30,985	30,624	30,815	30,428	30,500	30,683	29,541	28,306	3,528	11.4
Females.....		6,724	6,837	7,218	7,333	7,257	7,281	7,914	8,417	8,945	9,465	9,368	8,803	2,741	29.0
Bronze, brass, and aluminum products.....	147	9,466	9,829	10,304	10,617	11,019	10,854	10,559	10,000	9,699	9,531	8,838	8,367	2,652	24.1
Males.....		8,812	9,125	9,520	9,794	10,223	10,106	9,842	9,311	9,069	8,931	8,304	7,845	2,378	23.3
Females.....		654	704	784	823	796	748	717	697	630	600	534	522	301	36.6
Caskets, metal.....	3	518	575	564	496	475	420	478	470	461	500	471	523	155	27.0
Males.....		423	462	459	412	398	351	401	394	390	421	389	444	111	24.0
Females.....		95	113	105	84	77	69	77	76	71	79	82	79	44	38.9
Clocks, watches, and materials.....	10	535	529	515	527	530	528	544	566	500	539	549	497	69	12.2
Males.....		464	458	441	455	464	460	476	489	441	477	486	438	51	10.4
Females.....		71	71	74	72	66	68	68	77	59	62	63	59	18	(1)
Copper, tin, and sheet-iron products.....	218	13,537	13,995	14,531	14,795	15,153	15,073	15,317	15,242	15,398	15,575	14,946	14,129	2,088	13.1
Males.....		11,148	11,522	11,891	12,153	12,519	12,461	12,593	12,481	12,734	12,829	12,406	11,827	1,681	13.1
Females.....		2,389	2,473	2,640	2,642	2,634	2,612	2,724	2,761	2,664	2,746	2,540	2,302	459	16.6
Electroplating.....	31	406	413	405	443	450	401	408	422	387	378	345	285	165	36.7
Males.....		397	405	397	423	435	388	394	401	358	361	331	281	154	35.4
Females.....		9	8	8	15	15	13	14	21	29	17	14	4	25	(1)
Galvanizing.....	9	280	321	313	302	325	283	271	276	285	254	246	218	107	32.9
Males.....		261	300	289	282	304	262	248	254	264	231	224	196	108	35.5
Females.....		19	21	24	20	21	21	23	22	21	23	22	22	5	(1)
Furniture and office fixtures.....	13	2,449	2,555	2,669	2,718	2,737	2,634	2,719	2,789	2,805	2,786	2,830	2,610	381	13.5
Males.....		2,244	2,332	2,439	2,489	2,511	2,408	2,491	2,582	2,595	2,583	2,627	2,413	383	14.6
Females.....		205	223	230	229	226	226	228	207	210	203	203	197	33	14.3
Gas and electric fixtures and lamps and reflectors.....	41	5,749	5,848	6,016	6,227	6,306	6,504	7,174	7,840	8,716	9,323	9,481	9,316	3,732	39.4
Males.....		2,679	2,859	2,900	3,007	3,089	3,180	3,326	3,484	3,658	3,805	3,762	3,881	1,202	31.0
Females.....		3,070	2,989	3,116	3,220	3,217	3,324	3,848	4,356	5,058	5,518	5,719	5,435	2,730	47.7
Jewelry, including reducing and refining.....	35	656	679	677	660	626	602	609	597	596	612	585	612	94	13.8
Males.....		520	522	521	505	493	477	474	468	472	485	480	500	54	10.3
Females.....		136	157	156	155	133	125	135	129	124	127	105	112	52	33.1
Silverware and plated ware.....	11	323	345	360	367	352	330	377	381	347	355	313	312	69	18.1
Males.....		302	325	339	349	334	312	356	361	328	334	293	292	69	19.1
Females.....		21	20	21	18	18	18	21	20	19	21	20	20	3	(1)
Metals and metal products, other than iron and steel, n. o. c.....	26	262	273	269	275	269	276	273	254	260	295	305	240	65	21.3
Males.....		207	215	209	220	215	219	214	203	200	226	239	189	50	20.9
Females.....		55	58	60	55	54	57	59	51	60	69	66	51	18	(1)

¹ Not computed owing to small number represented.

TABLE A.—Fluctuation in employment in industries other than mining and quarrying in Ohio, 1914 to 1929, by occupation group, industry, and sex—Continued

1929: WAGE EARNERS—Continued

Industry and sex	Number of establishments reporting	Number employed on the 15th of each month												Variation from maximum	
		January	February	March	April	May	June	July	August	September	October	November	December	Number	Per cent
Manufactures—Continued.															
Paper and printing.....	1, 158	42, 270	42, 662	43, 347	43, 560	43, 761	43, 880	43, 990	44, 391	44, 679	45, 024	44, 774	44, 109	2, 754	6. 1
Males.....		33, 240	33, 505	34, 180	34, 319	34, 470	34, 668	34, 680	35, 027	35, 107	35, 306	35, 157	34, 731	2, 066	5. 9
Females.....		9, 030	9, 157	9, 167	9, 241	9, 291	9, 212	9, 310	9, 364	9, 572	9, 718	9, 617	9, 378	688	7. 1
Bags, paper.....	14	1, 004	1, 063	1, 111	1, 146	1, 090	1, 026	1, 054	1, 055	1, 047	1, 068	1, 080	1, 028	142	12. 4
Males.....		465	480	487	501	490	467	493	482	507	504	500	495	42	8. 3
Females.....		539	583	624	645	600	559	571	573	540	564	580	533	106	16. 4
Boxes, fancy and paper; drinking cups.....	77	4, 861	4, 933	4, 859	4, 830	4, 830	4, 945	4, 964	5, 075	5, 086	5, 329	5, 185	4, 909	499	9. 4
Males.....		3, 250	3, 273	3, 251	3, 223	3, 229	3, 329	3, 307	3, 383	3, 311	3, 356	3, 289	3, 162	221	6. 5
Females.....		1, 611	1, 665	1, 608	1, 607	1, 601	1, 616	1, 657	1, 692	1, 775	1, 973	1, 896	1, 747	372	18. 9
Card cutting and designing.....	4	161	170	177	173	164	165	174	177	177	200	208	194	47	22. 6
Males.....		98	107	104	106	101	102	103	108	118	117	122	116	24	19. 7
Females.....		63	63	73	67	63	63	71	69	72	83	86	78	23	(1)
Engraving.....	14	255	265	266	275	317	345	335	333	326	307	307	291	90	26. 1
Males.....		130	125	139	139	140	157	150	157	147	156	152	150	34	21. 4
Females.....		125	140	127	136	177	188	185	176	179	151	155	132	63	33. 5
Envelopes.....	8	1, 364	1, 390	1, 417	1, 476	1, 412	1, 421	1, 415	1, 361	1, 421	1, 458	1, 499	1, 516	155	10. 2
Males.....		577	591	578	588	578	591	599	592	598	604	605	615	38	6. 2
Females.....		787	799	839	888	834	830	816	769	823	854	894	901	132	14. 7
Labels and tags.....	12	796	811	801	801	841	838	829	797	794	774	767	783	74	8. 8
Males.....		580	581	583	531	522	526	519	520	515	510	530	548	73	12. 5
Females.....		216	230	218	270	319	312	310	277	279	264	237	235	103	32. 3
Paper, including stationery.....	56	8, 353	8, 330	8, 543	8, 763	8, 694	8, 807	8, 873	8, 960	8, 948	8, 829	8, 787	8, 639	630	7. 0
Males.....		7, 012	6, 985	7, 138	7, 332	7, 324	7, 380	7, 440	7, 509	7, 420	7, 388	7, 328	7, 217	524	7. 0
Females.....		1, 341	1, 345	1, 405	1, 431	1, 370	1, 427	1, 438	1, 451	1, 428	1, 441	1, 459	1, 422	118	8. 1
Photo-engraving.....	52	817	817	827	850	850	853	847	842	854	855	847	843	38	4. 4
Males.....		804	805	816	838	839	838	832	824	840	844	836	832	40	4. 7
Females.....		13	12	11	12	11	15	15	15	14	11	11	11	4	(1)
Printing and publishing.....	861	23, 284	23, 494	23, 941	23, 841	24, 141	24, 076	24, 099	24, 365	24, 627	24, 673	24, 602	24, 444	1, 389	5. 6
Males.....		19, 043	19, 251	19, 769	19, 741	19, 909	19, 951	19, 933	20, 109	20, 258	20, 420	20, 402	20, 234	1, 377	6. 7
Females.....		4, 241	4, 243	4, 172	4, 100	4, 232	4, 125	4, 166	4, 256	4, 369	4, 253	4, 200	4, 210	269	6. 2
Stereotyping and electrotyping.....	41	862	871	892	891	897	873	859	893	898	912	920	929	70	7. 5
Males.....		821	835	855	859	865	841	824	847	853	871	875	884	63	7. 1
Females.....		41	36	37	32	32	32	35	46	45	41	45	45	14	(1)
Paper and printing, n. o. c.....	19	513	518	513	514	525	531	536	533	588	589	572	533	76	12. 9
Males.....		460	467	460	461	473	486	490	493	540	536	518	479	80	14. 8
Females.....		53	51	53	53	52	45	46	40	48	53	54	54	14	(1)

PART 2.—GENERAL TABLE

Rubber products.....	127	62,249	63,936	64,749	65,471	66,638	67,781	67,271	64,219	61,913	58,400	54,057	51,610	16,171	23.9
Males.....		50,022	51,362	51,905	52,338	53,148	54,116	53,634	51,061	49,059	46,252	42,827	41,274	12,842	23.7
Females.....		12,227	12,574	12,844	13,133	13,490	13,665	13,637	13,158	12,854	12,148	11,290	10,396	3,329	24.4
Ruggists' sundries and toys, rubber.....	46	4,494	4,757	4,880	4,751	4,724	4,968	4,549	4,437	4,323	4,115	3,721	3,559	1,351	26.4
Males.....		3,080	3,304	3,380	3,302	3,154	3,078	3,001	2,939	2,823	2,641	2,377	2,333	1,027	30.6
Females.....		1,414	1,453	1,500	1,449	1,570	1,590	1,548	1,498	1,500	1,474	1,344	1,226	334	21.0
Tires and tubes.....	43	55,604	56,948	57,705	58,641	59,813	60,821	60,308	57,373	55,061	51,751	47,872	45,917	14,964	24.5
Males.....		45,116	46,159	46,653	47,167	48,172	49,072	48,633	46,121	44,170	41,603	38,562	37,275	11,737	24.0
Females.....		10,488	10,789	11,052	11,474	11,641	11,749	11,675	11,252	10,891	10,148	9,310	8,642	3,197	26.4
Rubber garments.....	10	252	212	193	172	230	255	272	296	329	364	369	299	107	53.4
Males.....		80	73	71	68	77	70	73	87	98	95	84	59	39	(1)
Females.....		172	139	122	104	153	185	199	209	231	269	285	240	181	63.5
Rubber products, n. o. c.....	28	1,899	1,989	1,971	1,907	1,871	2,087	2,142	2,113	2,200	2,170	2,095	1,805	395	18.0
Males.....		1,746	1,826	1,821	1,771	1,745	1,896	1,927	1,914	1,968	1,913	1,804	1,607	361	18.3
Females.....		153	163	150	136	126	141	215	199	232	257	291	198	165	56.7
Stone, clay, and glass products.....	770	37,753	38,891	39,898	41,651	43,137	43,517	41,244	43,472	43,084	42,835	40,612	37,440	6,077	14.0
Males.....		32,065	33,026	34,179	35,824	37,206	37,730	36,104	37,642	37,121	36,823	34,647	31,710	6,020	16.0
Females.....		5,688	5,865	5,719	5,827	5,931	5,787	5,140	5,830	5,963	6,012	5,965	5,730	872	14.5
Brick and tile, clay.....	190	10,617	10,445	11,256	11,760	12,288	12,504	12,605	12,616	12,073	11,639	11,637	9,679	2,937	23.3
Males.....		9,680	9,504	10,497	11,006	10,497	11,461	11,752	11,777	11,242	10,812	10,193	8,887	2,890	24.5
Females.....		937	941	759	754	807	831	853	839	831	827	844	792	187	19.9
Cement.....	13	1,108	1,135	1,100	1,246	1,288	1,301	1,366	1,366	1,420	1,191	1,191	1,025	341	25.0
Males.....		1,097	1,130	1,095	1,235	1,262	1,276	1,290	1,356	1,308	1,179	1,020	336	24.8	
Females.....		11	5	5	11	12	12	11	10	12	12	5	7	(1)	
Concrete products.....	175	964	996	1,121	1,281	1,387	1,480	1,382	1,426	1,449	1,399	1,164	973	516	34.9
Males.....		963	995	1,120	1,280	1,386	1,479	1,381	1,425	1,448	1,398	1,163	972	516	34.9
Females.....		1	1	1	1	1	1	1	1	1	1	1	1	1	(1)
Glass.....	27	8,428	9,199	9,425	9,713	10,085	10,144	8,607	10,152	10,023	10,353	9,505	9,056	1,925	18.6
Males.....		7,186	7,825	7,932	8,186	8,503	8,571	7,505	8,670	8,531	8,837	8,046	7,689	1,651	18.7
Females.....		1,242	1,374	1,493	1,527	1,582	1,572	1,102	1,482	1,492	1,516	1,459	1,367	490	30.3
Glass cutting and ornaments.....	25	423	465	474	465	469	498	475	526	499	501	500	404	122	23.2
Males.....		259	272	266	260	267	276	302	274	291	285	259	43	14.2	
Females.....		164	193	208	205	202	221	199	224	225	210	215	145	80	35.6
Lime.....	12	366	359	434	453	404	395	437	428	427	407	362	316	137	30.2
Males.....		360	352	419	447	399	391	433	424	433	402	357	312	135	30.2
Females.....		6	7	15	6	5	4	4	4	4	5	5	4	11	(1)
Marble and stone work; stone yards.....	99	742	815	882	931	1,064	1,137	1,125	1,097	1,030	1,036	973	941	395	34.7
Males.....		714	814	881	931	1,063	1,136	1,124	1,097	1,030	1,036	973	941	395	34.8
Females.....		1	1	1	1	1	1	1	1	1	1	1	1	1	(1)
Mirrors.....	18	249	306	298	281	283	300	341	333	340	338	340	328	92	27.0
Males.....		235	292	284	268	271	285	328	319	326	324	327	314	93	28.4
Females.....		14	14	14	13	12	15	13	14	14	14	13	14	3	(1)
Pottery, terra-cotta and fire-clay products.....	138	13,412	13,730	13,493	13,975	13,308	14,106	13,323	13,876	14,258	14,187	14,026	13,376	980	6.9
Males.....		10,113	10,415	10,284	10,679	11,010	10,994	10,383	10,636	10,890	10,778	10,629	9,992	1,018	9.2
Females.....		3,299	3,315	3,209	3,296	3,298	3,112	3,240	3,240	3,368	3,409	3,397	3,384	469	13.8
Stone and clay crushing and grinding.....	42	418	383	351	414	470	501	474	482	483	512	442	335	177	34.6
Males.....		418	383	351	414	470	501	474	482	483	512	442	335	177	34.6

1 Not computed owing to small number represented.

TABLE A.—Fluctuation in employment in industries other than mining and quarrying in Ohio, 1914 to 1929, by occupation group, industry, and sex—Continued

1929: WAGE EARNERS—Continued

Industry and sex	Number of establishments reporting	Number employed on the 15th of each month												Variation from maximum		
		January	February	March	April	May	June	July	August	September	October	November	December	Number	Per cent	
Manufactures—Continued.																
Stone, clay, and glass products—Contd.																
Walt plaster, including hydrated lime.	10	629	650	656	706	694	709	718	721	691	676	618	561	161	22.3	
Males		628	649	655	705	693	708	717	720	690	675	617	560	180	22.2	
Females		1	1	1	1	1	1	1	1	1	1	1	1			
Stone, clay, and glass products, n. o. c.	21	397	408	408	426	436	455	456	449	436	467	454	446	70	15.0	
Males		385	395	395	413	421	439	441	434	421	450	436	429	65	14.4	
Females		12	13	13	13	15	16	15	15	15	17	18	17	6	(¹)	
Textiles	647	40,980	42,611	43,611	43,722	43,454	43,844	43,035	43,541	44,549	44,791	43,109	42,014	3,811	8.5	
Males		13,443	13,710	13,944	14,141	13,961	14,049	14,055	13,775	13,898	14,022	13,627	13,363	778	5.5	
Females		27,537	28,901	29,667	29,581	29,493	29,795	28,980	29,766	30,651	30,769	29,482	28,651	3,232	10.5	
Awnings, tents, and sails, including auto fabrics	53	1,743	1,956	2,191	2,544	2,690	2,692	2,445	2,000	1,921	1,855	1,712	1,665	1,027	38.2	
Males		1,030	1,111	1,165	1,349	1,396	1,418	1,256	1,012	1,027	1,006	946	937	481	33.9	
Females		713	845	1,026	1,195	1,294	1,274	1,189	988	894	789	766	728	581	44.9	
Bags other than paper	11	231	238	235	239	230	236	235	217	236	251	224	223	34	13.5	
Males		59	57	59	59	58	60	59	56	57	59	60	56	4	(¹)	
Females		172	181	176	180	172	176	161	179	192	164	164	167	31	16.1	
Clothing, men's, including shirts and coat pads	153	15,094	15,636	15,880	15,749	15,543	15,950	16,006	16,227	16,373	16,592	16,292	15,931	1,498	9.0	
Males		3,736	3,746	3,792	3,739	3,728	3,810	3,838	3,882	3,892	3,858	3,847	3,797	164	4.2	
Females		11,358	11,890	12,088	12,010	11,815	12,140	12,168	12,345	12,481	12,734	12,445	12,134	1,334	10.8	
Clothing, women's, including corsets	113	5,404	5,718	5,888	5,783	5,627	5,405	4,975	5,750	5,512	5,164	4,583	4,631	1,305	22.2	
Males		1,256	1,306	1,318	1,269	1,169	1,086	1,163	1,249	1,217	1,180	1,082	1,087	236	17.9	
Females		4,148	4,412	4,570	4,514	4,458	4,319	3,812	4,501	4,295	3,984	3,501	3,544	1,069	23.4	
Cordage, twine, jute, and linen goods	7	758	734	754	764	762	746	750	587	580	580	645	620	195	25.5	
Males		625	597	606	609	596	596	602	482	470	472	512	494	155	24.8	
Females		133	137	148	155	166	150	148	105	99	108	133	126	67	40.4	
Cotton goods and small wares	8	229	266	269	274	270	261	255	261	273	287	259	252	58	20.2	
Males		102	108	102	101	101	97	106	110	117	119	102	99	22	18.5	
Females		127	158	167	173	169	164	149	151	156	168	157	153	46	26.6	
Custom tailoring, men's and women's	58	1,110	1,104	1,133	1,132	1,102	1,090	1,076	1,025	1,079	1,160	1,143	1,134	135	11.6	
Males		621	622	639	640	625	620	618	603	615	653	651	638	50	9.0	
Females		589	582	594	592	577	570	558	522	564	607	592	596	85	14.0	

PART 2.—GENERAL TABLE

Dyeing and finishing textiles, including sponging	12	489	519	527	516	514	516	499	482	492	503	518	565	83	14.7
Males		396	416	422	409	406	405	394	375	350	388	391	416	47	11.1
Females		93	103	105	107	108	111	105	107	112	115	127	149	56	37.6
Flags, banners, and regalia	11	953	976	979	1,005	1,023	1,043	1,026	1,046	1,111	1,140	1,120	1,068	187	16.4
Males		362	377	378	377	381	393	392	397	424	455	426	400	73	16.8
Females		591	599	601	628	647	650	634	649	687	705	694	668	114	16.2
Men's furnishing goods	11	411	423	432	424	438	425	435	441	507	527	522	513	116	22.0
Males		61	59	57	56	58	58	58	57	60	59	58	59	5	(¹)
Females		350	364	375	368	380	367	377	384	447	468	464	454	118	25.2
Gloves, cloth	22	1,906	1,823	1,873	1,823	1,851	1,952	2,056	2,108	2,251	2,456	2,561	2,487	733	28.8
Males		288	270	279	280	261	267	281	292	284	298	308	304	48	15.6
Females		1,618	1,553	1,594	1,623	1,620	1,685	1,775	1,816	1,957	2,158	2,253	2,183	700	31.1
Hats and caps, other than felt, straw, or wool	22	411	415	414	410	374	380	368	390	401	391	356	369	59	14.2
Males		138	139	139	139	127	129	133	128	131	130	129	127	12	8.6
Females		273	276	275	271	247	251	235	262	270	261	227	242	49	17.8
Horse clothing	3	292	297	300	336	395	405	362	375	346	346	330	331	113	27.9
Males		141	150	165	180	198	185	195	179	170	161	168	163	77	35.3
Females		151	147	135	156	177	207	177	180	176	176	169	163	72	34.8
Hosiery and knit goods	32	3,841	4,076	4,155	4,038	3,986	4,133	3,969	3,919	4,410	4,288	3,900	3,665	745	16.9
Males		826	851	867	864	832	849	825	824	871	902	849	828	78	8.6
Females		3,015	3,225	3,288	3,174	3,154	3,284	3,144	3,095	3,539	3,386	3,051	2,837	702	19.8
Mattresses, pillows, and cotton felts	35	976	1,035	1,073	1,089	1,170	1,239	1,219	1,245	1,295	1,295	1,124	1,013	319	24.6
Males		766	809	842	841	876	886	880	896	919	920	844	768	154	16.7
Females		210	226	231	248	294	353	339	349	376	366	280	245	166	44.1
Millinery and lace goods, including artificial flowers and feathers	34	676	740	863	792	773	724	651	770	800	810	749	714	212	24.6
Males		166	175	193	179	178	182	176	198	199	206	191	184	40	19.4
Females		510	565	670	613	595	542	475	574	601	604	558	530	195	28.1
Oilcloth and linoleum	4	669	708	711	711	676	659	720	714	700	687	673	710	61	8.5
Males		659	698	701	694	660	641	702	694	681	676	659	696	61	8.7
Females		10	10	10	17	16	18	18	20	19	11	14	14	10	50.0
Silk and silk goods, including throwsters	6	1,850	1,887	1,884	1,908	1,987	1,931	2,051	2,049	2,076	2,105	2,117	2,091	267	12.6
Males		827	832	844	961	902	907	983	932	906	913	902	929	156	15.9
Females		1,023	1,055	1,040	947	1,085	1,024	1,068	1,117	1,170	1,192	1,215	1,162	268	22.1
Woolen, worsted, and wool-felt goods, including fur and felt hats	22	3,286	3,398	3,406	3,448	3,381	3,388	3,280	3,311	3,596	3,761	3,692	3,470	481	12.8
Males		1,158	1,171	1,170	1,192	1,185	1,218	1,208	1,205	1,283	1,354	1,336	1,215	196	14.5
Females		2,128	2,227	2,236	2,256	2,196	2,170	2,072	2,106	2,313	2,407	2,356	2,255	335	13.9
Textiles, n. o. c.	30	651	662	644	677	627	669	627	624	601	592	589	562	115	17.0
Males		326	316	306	323	304	329	296	290	276	264	273	261	68	20.7
Females		325	346	338	354	323	340	331	334	325	328	316	301	53	15.0
Tobacco manufactures	137	8,843	9,183	9,364	8,939	8,591	8,511	8,527	8,709	8,974	9,144	9,277	9,100	853	9.1
Males		2,084	2,128	2,190	2,042	1,909	1,883	1,853	1,897	1,921	1,930	1,896	1,939	337	15.4
Females		6,759	7,055	7,174	6,897	6,682	6,628	6,674	6,812	7,053	7,214	7,381	7,161	753	10.2
Chewing and smoking tobacco, and snuff	10	1,327	1,326	1,334	1,319	1,335	1,336	1,345	1,361	1,345	1,816	1,770	1,259	102	7.5
Males		659	653	652	644	646	646	658	669	661	650	635	636	34	5.1
Females		668	673	682	675	689	690	687	692	684	666	635	623	69	10.0

¹ Not computed owing to small number represented.

TABLE A.—Fluctuation in employment in industries other than mining and quarrying in Ohio, 1914 to 1929, by occupation group, industry, and sex—Continued

1929: WAGE EARNERS—Continued

Industry and sex	Number of establishments reporting	Number employed on the 15th of each month												Variation from maximum	
		January	February	March	April	May	June	July	August	September	October	November	December	Number	Per cent
Manufactures—Continued.															
Tobacco manufactures—Continued.															
Cigars and cigarettes.....	30	6,307	6,339	6,220	6,010	5,823	5,848	5,993	6,094	6,348	6,517	6,643	6,419	820	12.3
Males.....		970	965	942	905	875	876	874	888	889	897	882	881	96	9.9
Females.....		5,337	5,374	5,278	5,105	4,948	4,972	5,119	5,206	5,459	5,620	5,761	5,538	813	14.1
Tobacco rehandlrs.....	47	1,209	1,518	1,810	1,610	1,433	1,327	1,189	1,254	1,281	1,311	1,364	1,422	621	34.3
Males.....		455	510	596	493	388	361	321	340	371	383	379	422	275	46.1
Females.....		754	1,008	1,214	1,117	1,045	966	868	914	910	928	985	1,000	460	37.9
Vehicles.....	304	77,052	86,400	86,310	86,197	83,930	79,838	76,459	67,175	67,230	61,418	49,781	50,929	36,619	42.4
Males.....		72,160	80,865	80,696	80,643	78,288	74,528	71,322	62,655	62,552	57,472	46,776	47,950	34,089	42.2
Females.....		4,892	5,535	5,614	5,554	5,642	5,310	5,137	4,520	4,678	3,946	3,005	2,979	2,663	47.2
Airplanes and parts.....	16	622	713	831	867	1,390	1,543	1,708	1,603	1,254	1,225	1,224	1,115	1,066	63.6
Males.....		615	705	823	857	1,376	1,524	1,691	1,585	1,240	1,216	1,215	1,110	1,076	63.6
Females.....		7	8	8	10	14	19	17	18	14	9	9	5	14	(¹)
Automobiles and parts.....	219	71,531	79,702	78,892	78,109	75,031	71,241	67,834	58,929	59,119	52,715	41,495	43,277	38,204	47.9
Males.....		66,770	74,448	73,651	72,930	69,801	66,378	63,138	54,846	54,916	49,247	38,789	40,471	35,659	47.9
Females.....		4,761	5,254	5,241	5,179	5,230	4,863	4,696	4,083	4,203	3,468	2,709	2,806	2,545	48.4
Bicycles, motor cycles, and parts.....	3	434	539	603	665	686	643	636	650	700	794	675	397	397	50.0
Males.....		426	527	590	646	667	624	616	625	675	758	654	380	378	50.0
Females.....		8	12	13	19	19	19	20	25	25	36	21	17	24	(¹)
Carriages and sleds, children's.....	7	1,000	1,464	1,666	1,763	1,859	1,929	1,956	2,071	2,210	2,227	1,535	980	1,247	56.0
Males.....		906	1,225	1,336	1,424	1,501	1,542	1,574	1,696	1,792	1,811	1,287	845	966	53.3
Females.....		94	239	330	339	358	387	382	375	418	416	248	135	224	77.5
Carriages, wagons, and materials, including repairing.....	30	927	956	951	958	926	892	887	816	794	791	771	727	231	24.1
Males.....		906	935	930	953	907	872	867	799	778	776	755	713	240	25.2
Females.....		21	21	21	5	19	20	20	17	16	15	16	14	16	(¹)
Cars, steam and railroad.....	12	975	947	1,137	1,211	1,637	1,274	1,271	1,328	1,572	1,904	1,791	1,789	957	50.3
Males.....		974	946	1,136	1,209	1,635	1,272	1,269	1,326	1,570	1,902	1,789	1,787	956	50.3
Females.....		1	1	1	2	2	2	2	2	2	2	2	2	1	(¹)
Ship and boat building.....	15	1,518	2,032	2,185	2,580	2,357	2,271	2,117	1,727	1,533	1,716	2,241	2,597	1,079	41.5
Males.....		1,518	2,032	2,185	2,580	2,357	2,271	2,117	1,727	1,533	1,716	2,241	2,597	1,079	41.5
Vehicles, n. o. c.....	2	45	47	45	44	44	45	50	51	48	46	46	47	7	(¹)
Males.....		45	47	45	44	44	45	50	51	48	46	46	47	7	(¹)
Miscellaneous manufactures.....	959	64,158	65,126	64,589	65,090	67,231	68,210	68,888	70,249	69,362	69,411	65,603	57,812	12,937	18.4
Males.....		49,496	50,210	51,085	52,005	53,816	55,050	55,417	54,891	53,799	53,530	50,555	45,996	9,421	17.0
Females.....		14,662	14,916	13,504	13,685	13,415	13,160	13,471	15,358	15,563	15,881	15,048	11,816	4,565	28.7

Agricultural implements.....	30	3,091	3,274	3,271	3,210	3,188	2,994	2,964	2,862	2,776	2,928	2,907	2,802	498	15.2
Males.....		3,073	3,256	3,252	3,186	3,168	2,978	2,949	2,847	2,761	2,913	2,893	2,786	495	15.2
Females.....		18	18	19	24	20	16	15	15	15	15	14	16		(1)
Batteries, dry and storage.....	43	3,539	3,486	3,459	3,399	3,456	3,558	3,653	3,690	3,675	3,686	3,377	3,202	488	13.2
Males.....		2,877	2,897	2,866	2,783	2,788	2,851	2,880	2,911	2,906	2,926	2,758	2,635	291	9.9
Females.....		662	589	593	616	668	707	773	779	769	760	619	567	212	27.2
rooms and mops.....	26	310	323	319	317	315	296	294	289	264	309	322	287	59	18.3
Males.....		250	262	265	256	259	244	232	237	215	257	264	236	50	18.9
Females.....		60	61	54	59	56	52	52	52	49	52	58	51	12	(1)
Brushes.....	17	327	327	333	354	368	355	336	374	362	360	324	310	64	17.1
Males.....		205	209	212	217	224	216	223	226	220	213	207	203	23	10.2
Females.....		122	118	121	137	144	139	113	148	142	147	117	107	41	27.7
Coke.....	7	1,528	1,555	1,530	1,513	1,532	1,502	1,481	1,501	1,474	1,398	1,436	1,393	162	10.4
Males.....		1,528	1,555	1,530	1,513	1,532	1,502	1,481	1,501	1,474	1,398	1,436	1,393	162	10.4
Dairymen's, poulterers', and apia- rists' supplies.....	5	734	668	668	594	360	521	602	623	629	668	702	709	374	51.0
Males.....		696	632	631	559	324	478	560	589	600	635	666	675	372	53.4
Females.....		38	36	37	35	36	43	42	34	29	33	36	34	14	(1)
Dentists' supplies.....	25	638	643	658	634	621	642	691	693	685	662	639	626	72	10.4
Males.....		438	439	449	431	417	434	468	479	474	471	463	442	62	12.9
Females.....		200	204	209	203	204	208	223	214	211	191	176	184	47	21.1
Electrical machinery, apparatus, and supplies.....	170	25,750	26,573	26,616	26,821	26,752	26,536	26,805	26,916	26,861	27,181	24,912	23,104	4,077	15.0
Males.....		19,687	20,449	20,580	20,698	20,608	20,491	20,618	20,658	20,672	20,802	19,504	18,022	2,780	13.4
Females.....		6,163	6,124	6,036	6,123	6,144	6,045	6,187	6,258	6,189	6,379	5,408	5,082	1,297	20.3
Enameling and japanning.....	11	238	276	282	293	331	353	370	366	379	368	321	321	141	37.2
Males.....		227	262	266	267	308	329	345	337	347	338	306	303	120	34.6
Females.....		11	14	16	26	23	24	25	28	32	30	15	18	21	(1)
Fire extinguishers, chemical.....	5	639	621	624	644	667	654	644	644	601	559	535	524	143	21.4
Males.....		384	381	378	387	403	406	403	392	389	373	363	356	50	12.3
Females.....		255	240	246	257	264	248	241	252	212	186	172	168	96	36.4
Fireworks.....	5	116	116	120	124	118	109	61	97	107	119	122	119	63	50.8
Males.....		35	36	36	39	37	38	27	40	42	40	39	39	15	(1)
Females.....		81	80	84	85	81	71	34	57	65	79	83	80	51	(1)
Foundry supplies.....	7	217	212	213	214	218	217	209	213	209	205	193	187	31	14.2
Males.....		212	207	209	209	213	212	204	208	204	200	188	182	31	14.6
Females.....		5	5	5	5	5	5	5	5	5	5	5	5		
Fur goods.....	22	148	139	135	143	153	181	193	198	205	209	212	177	77	36.3
Males.....		82	76	76	78	85	89	96	96	100	100	97	89	24	24.0
Females.....		66	63	59	65	68	92	97	102	105	109	115	88	56	48.7
Hand stamps, stencils, and brands.....	17	257	235	235	235	261	274	265	261	295	309	284	276	74	23.9
Males.....		184	168	178	172	188	197	187	181	185	180	177	29	14.7	
Females.....		73	67	77	81	73	77	78	80	114	124	104	99	57	46.0
House-furnishing goods, miscellaneous.....	10	5,873	6,414	6,974	7,674	9,425	9,976	9,673	8,285	7,136	6,758	6,298	5,637	4,539	43.5
Males.....		5,515	5,994	6,473	7,079	8,741	9,277	9,012	7,775	6,687	6,345	5,968	5,291	3,986	43.0
Females.....		358	420	501	595	684	699	661	510	449	413	330	346	553	52.8
Ice, manufactured.....	128	1,317	1,340	1,456	1,966	2,230	2,995	3,394	3,316	2,982	2,264	1,642	1,372	2,077	61.2
Males.....		1,313	1,335	1,450	1,955	2,220	2,984	3,384	3,311	2,978	2,259	1,638	1,368	2,071	61.2
Females.....		4	5	6	11	10	11	0	5	4	5	4	4		(1)

1 Not computed owing to small number represented.

TABLE A.—Fluctuation in employment in industries other than mining and quarrying in Ohio, 1914 to 1929, by occupation group, industry, and sex—Continued

1929: WAGE EARNERS—Continued

Industry and sex	Number of establishments reporting	Number employed on the 15th of each month												Variation from maximum	
		January	February	March	April	May	June	July	August	September	October	November	December	Number	Per cent
Manufactures—Continued.															
Miscellaneous manufactures—Contd.															
Instruments, professional and scientific	16	394	397	416	426	454	441	379	386	417	447	502	470	123	24.5
Males		294	297	303	303	312	317	255	256	262	268	290	276	62	19.6
Females		100	100	113	123	142	124	124	130	155	179	212	194	112	52.8
Models and patterns, other than paper	91	1,098	1,174	1,221	1,236	1,251	1,268	1,288	1,260	1,258	1,238	1,206	1,190	190	14.8
Males		1,096	1,172	1,219	1,233	1,248	1,265	1,284	1,254	1,252	1,233	1,200	1,185	188	14.6
Females		2	2	2	3	3	3	4	6	6	5	6	5	4	(1)
Musical instruments and materials, other than pianos and organs	6	255	243	249	249	249	257	201	222	341	319	305	302	140	41.1
Males		226	218	224	227	227	230	174	187	303	286	279	273	129	42.6
Females		29	25	25	22	22	27	27	35	38	33	26	29	16	(1)
Optical goods	40	417	426	444	448	464	468	491	495	491	474	472	462	78	15.8
Males		376	384	400	401	417	421	432	434	435	417	415	404	59	13.6
Females		41	42	44	47	47	47	49	61	56	57	57	58	20	(1)
Pens, fountain, stylographic, and gold	4	202	223	224	243	256	254	261	279	323	344	279	250	142	41.3
Males		134	138	141	151	161	160	161	168	182	198	170	157	64	32.3
Females		68	85	83	92	95	94	100	111	141	146	109	93	78	53.4
Photographic apparatus and materials	7	132	127	141	143	137	149	143	143	141	134	130	134	22	14.8
Males		71	71	77	78	76	79	78	79	74	71	68	67	12	(1)
Females		61	56	64	65	61	70	65	64	67	63	62	67	14	(1)
Pianos, organs, and materials	11	924	912	888	853	744	683	589	796	887	950	1,025	828	436	42.5
Males		836	826	804	780	683	628	540	737	798	857	906	744	366	40.4
Females		88	86	84	73	61	55	49	59	89	93	119	84	70	58.8
Radio and parts	21	5,713	4,799	3,260	2,647	2,160	2,171	2,855	5,172	5,531	5,976	6,086	2,002	4,084	67.1
Males		2,609	1,578	1,003	1,230	1,212	1,314	1,709	2,178	2,421	2,763	2,350	1,208	1,555	56.3
Females		3,104	3,221	1,657	1,417	948	857	1,146	2,994	3,110	3,213	3,736	794	2,942	78.7
Roofing materials	11	854	916	923	971	1,013	1,032	1,028	1,009	1,002	994	976	959	178	17.2
Males		846	909	917	965	1,006	1,024	1,020	1,001	994	987	969	952	178	17.4
Females		8	7	6	6	7	8	8	8	8	7	7	7	2	(1)
Signs and advertising novelties	84	2,394	2,475	2,503	2,646	2,659	2,654	2,667	2,819	2,945	3,175	3,059	2,886	781	24.6
Males		1,876	1,903	1,931	2,012	2,041	2,039	2,015	2,135	2,120	2,266	2,195	2,094	390	17.2
Females		518	572	572	634	618	615	652	684	825	909	864	792	391	43.0
Soda-water apparatus	4	360	331	348	387	396	381	388	381	351	375	364	364	65	16.4
Males		360	331	348	387	396	381	388	381	351	375	364	364	65	16.4

Sporting and athletic goods.....	15	1,466	1,443	1,489	1,471	1,539	1,502	1,432	1,385	1,401	1,340	1,308	1,367	231	15.0
Males.....		1,040	1,011	1,032	1,015	1,042	1,033	990	933	959	918	919	960	124	11.9
Females.....		426	432	457	456	497	469	442	452	442	422	389	407	108	21.7
Surgical appliances and artificial limbs.....	9	201	204	206	200	222	218	217	201	193	195	185	180	42	18.9
Males.....		78	78	77	77	79	79	83	82	82	79	79	77	6	(1)
Females.....		123	126	129	132	143	139	134	119	111	116	106	103	40	28.0
Toys and games.....	34	3,071	3,282	3,448	3,587	3,619	3,365	3,385	3,315	3,404	3,473	3,525	2,989	630	17.4
Males.....		1,421	1,517	1,618	1,679	1,703	1,632	1,602	1,601	1,661	1,733	1,791	1,510	370	20.7
Females.....		1,650	1,765	1,830	1,908	1,916	1,763	1,783	1,713	1,743	1,740	1,734	1,479	437	22.8
Umbrellas and canes.....	4	127	132	134	128	126	135	144	147	141	149	159	155	33	20.8
Males.....		54	54	51	50	51	55	57	56	53	52	55	52	7	(1)
Females.....		73	78	83	78	75	80	87	91	88	97	104	103	31	29.8
Washing machines and clothes wringers.....	15	397	414	422	425	443	398	399	416	416	424	415	392	51	11.5
Males.....		376	386	397	399	414	376	378	397	402	410	397	374	40	9.7
Females.....		21	28	25	26	29	22	21	19	14	14	18	18	15	(1)
Window shades and fixtures.....	13	199	203	220	215	224	213	211	230	232	223	181	177	55	23.7
Males.....		148	150	155	149	155	148	155	160	160	153	125	123	37	23.1
Females.....		51	53	65	66	69	65	56	70	72	70	56	54	21	(1)
Miscellaneous manufactures, n. o. c.....	46	1,232	1,223	1,140	1,253	1,280	1,259	1,195	1,266	1,248	1,198	1,200	1,159	140	10.9
Males.....		1,049	1,029	938	1,038	1,078	1,074	997	1,063	1,040	1,009	1,013	979	140	13.0
Females.....		183	194	202	215	202	185	198	203	208	189	187	180	35	16.3
Service.....	9,335	94,322	94,392	96,967	100,341	102,436	104,824	103,759	103,262	105,140	103,662	101,081	99,475	10,818	10.3
Males.....		55,620	55,873	57,737	60,395	61,868	63,224	62,888	62,716	63,768	62,142	60,258	58,795	8,148	12.8
Females.....		38,702	38,519	39,230	39,946	40,568	41,600	40,871	40,546	41,372	41,520	40,823	40,680	3,081	7.4
Advertising.....	58	776	778	818	859	1,120	1,070	1,083	987	987	1,011	968	983	344	30.7
Males.....		725	737	756	782	1,030	989	951	919	920	950	921	924	305	29.6
Females.....		51	41	62	77	90	81	82	68	67	61	47	59	49	(1)
Banks.....	908	2,070	2,079	2,100	2,108	2,098	2,106	2,094	2,122	2,094	2,091	2,081	2,075	52	2.5
Males.....		1,470	1,477	1,497	1,491	1,495	1,472	1,469	1,499	1,481	1,481	1,474	1,475	30	2.0
Females.....		600	602	603	617	603	634	625	623	613	610	607	600	34	5.4
Barbers and hair dressers.....	108	712	711	735	747	773	838	796	766	754	731	704	721	134	16.0
Males.....		347	344	350	351	354	355	346	358	360	348	341	341	19	5.3
Females.....		365	367	385	396	419	483	450	408	394	383	363	380	120	24.8
Bowling alleys and parks.....	217	1,612	1,624	1,720	2,140	2,625	3,615	4,100	4,191	3,232	2,121	1,770	1,700	2,579	61.5
Males.....		1,522	1,537	1,624	2,022	2,330	2,845	3,225	3,296	2,959	2,011	1,694	1,630	1,774	53.8
Females.....		90	87	96	118	295	770	875	895	273	110	76	71	825	92.2
Churches.....	78	647	649	663	649	648	568	448	425	551	677	655	630	252	37.2
Males.....		316	318	326	317	319	297	284	272	300	340	322	317	68	20.0
Females.....		331	331	337	332	329	271	164	153	251	337	333	313	184	54.6
Clubs, athletic, country, and yacht.....	194	1,697	1,690	1,986	2,909	3,616	4,133	4,326	4,223	3,982	3,334	2,512	1,924	2,636	60.9
Males.....		1,342	1,332	1,609	2,475	3,087	3,533	3,700	3,603	3,365	2,770	2,055	1,516	2,368	64.0
Females.....		355	358	377	434	529	600	626	620	617	564	457	408	271	43.3
Garages, including auto body repair.....	1,921	13,105	13,301	13,947	14,423	14,721	15,089	15,337	15,244	15,182	14,695	14,313	14,001	2,232	14.6
Males.....		13,089	13,283	13,925	14,400	14,695	15,063	15,312	15,218	15,157	14,671	14,286	13,975	2,223	14.5
Females.....		16	18	22	23	26	26	25	26	25	24	27	26	11	(1)
Hospitals.....	189	9,698	9,691	9,759	9,764	9,830	10,066	10,316	10,272	10,272	10,089	9,999	10,116	625	6.1
Males.....		2,155	2,162	2,177	2,184	2,198	2,206	2,255	2,252	2,272	2,214	2,220	2,211	117	5.1
Females.....		7,543	7,529	7,582	7,580	7,632	7,860	8,061	8,021	8,000	7,875	7,779	7,905	532	6.6

¹ Not computed owing to small number represented.

TABLE A.—Fluctuation in employment in industries other than mining and quarrying in Ohio, 1914 to 1929, by occupation group, industry, and sex—Continued

1929: WAGE EARNERS—Continued

Industry and sex	Number of establishments reporting	Number employed on the 15th of each month												Variation from maximum	
		January	February	March	April	May	June	July	August	September	October	November	December	Number	Per cent
Service—Continued.															
Hotels.....	406	12,306	12,332	12,350	12,411	12,529	12,588	12,622	12,650	12,746	12,903	12,989	12,735	683	5.3
Males.....		6,291	6,300	6,327	6,366	6,441	6,484	6,566	6,477	6,583	6,648	6,721	6,583	430	6.4
Females.....		6,015	6,032	6,023	6,045	6,088	6,104	6,056	6,173	6,163	6,255	6,268	6,152	253	4.0
Laundries, dry cleaners, and renovators.....	526	13,791	13,742	14,243	14,661	14,670	14,848	14,867	14,613	14,819	14,842	14,515	14,236	1,125	7.6
Males.....		5,371	5,420	5,696	5,817	5,793	5,743	5,745	5,722	5,736	5,845	5,696	5,520	474	8.1
Females.....		8,420	8,322	8,547	8,844	8,877	9,105	9,122	8,891	9,083	8,997	8,819	8,716	800	8.8
Mausoleums and cemeteries.....	48	474	460	476	816	911	926	929	930	888	818	707	539	470	50.5
Males.....		471	457	472	811	905	915	923	924	878	806	702	535	467	50.5
Females.....		3	3	4	5	6	11	6	6	10	12	5	4	9	(1)
Offices.....	1,826	4,493	4,503	4,627	4,657	4,689	4,850	4,686	4,745	4,910	4,901	4,766	4,904	417	8.5
Males.....		4,111	4,139	4,208	4,210	4,260	4,462	4,296	4,333	4,485	4,479	4,390	4,505	394	8.7
Females.....		382	364	419	447	429	388	390	412	425	422	376	399	83	18.6
Office buildings, including window cleaning.....	502	5,775	5,847	5,949	6,074	6,043	5,893	5,927	5,861	5,972	6,106	6,176	6,154	401	6.5
Males.....		3,572	3,630	3,688	3,778	3,731	3,627	3,665	3,622	3,665	3,776	3,854	3,819	282	7.3
Females.....		2,203	2,217	2,261	2,296	2,312	2,266	2,262	2,239	2,307	2,330	2,322	2,335	132	5.7
Photographers.....	46	243	238	245	262	272	288	287	286	276	268	268	277	50	17.4
Males.....		170	166	168	171	169	173	166	165	168	166	166	178	13	7.3
Females.....		73	72	77	91	103	115	121	121	108	102	97	99	49	40.5
Restaurants.....	1,207	12,864	12,789	13,138	13,368	13,713	13,943	14,236	14,254	14,328	14,252	14,011	13,878	1,539	10.7
Males.....		5,995	5,956	6,095	6,146	6,296	6,385	6,441	6,462	6,524	6,465	6,344	6,270	568	8.7
Females.....		6,869	6,833	7,043	7,222	7,417	7,558	7,795	7,792	7,804	7,786	7,667	7,608	971	12.4
Schools and colleges.....	130	4,941	4,900	4,935	4,994	4,971	4,683	2,538	2,363	4,764	5,170	5,126	5,081	2,807	54.3
Males.....		2,732	2,701	2,731	2,776	2,765	2,654	1,658	1,574	2,737	2,845	2,829	2,825	1,271	44.7
Females.....		2,209	2,199	2,204	2,218	2,206	2,029	880	789	2,027	2,325	2,297	2,256	1,536	66.1
Servants in private homes.....	228	946	934	971	1,047	1,074	1,102	1,120	1,116	1,101	1,111	1,061	1,015	186	16.6
Males.....		429	427	465	541	553	570	589	574	554	562	520	472	162	27.5
Females.....		517	507	506	506	521	532	531	542	547	540	541	543	43	7.8
Shoe repair.....	19	185	192	194	196	200	204	201	215	224	226	222	221	41	18.1
Males.....		180	187	189	191	195	199	196	209	217	219	215	215	39	17.8
Females.....		5	5	5	5	5	5	5	6	7	7	6	6	2	(1)
Social agencies.....	133	1,463	1,431	1,453	1,441	1,446	1,519	1,555	1,510	1,403	1,464	1,493	1,495	152	9.8
Males.....		387	360	379	365	362	378	381	382	341	369	383	392	51	13.0
Females.....		1,076	1,071	1,074	1,076	1,084	1,141	1,174	1,128	1,062	1,095	1,110	1,103	112	9.5

Theaters.....	291	4,351	4,351	4,402	4,352	4,091	4,006	3,785	3,895	4,083	4,438	4,407	4,437	653	14.7
Males.....		3,305	3,315	3,362	3,326	3,069	2,990	2,824	2,921	3,078	3,408	3,409	3,382	585	17.2
Females.....		1,046	1,036	1,040	1,026	1,022	1,016	961	974	1,005	1,030	998	1,055	94	8.9
Undertakers.....	98	367	366	356	359	359	356	356	357	365	360	355	362	13	3.5
Males.....		346	346	336	334	338	336	335	336	343	338	333	340	13	3.8
Females.....		21	20	20	20	21	20	21	21	22	22	22	22	2	(1)
Y. M. C. A. and Y. W. C. A.....	47	890	885	944	959	917	923	974	1,030	943	973	955	966	145	14.1
Males.....		438	439	460	451	428	421	441	504	435	444	446	454	83	16.5
Females.....		452	446	484	508	489	502	533	526	508	529	509	512	87	16.3
Service, n. o. c.....	155	916	899	956	1,150	1,120	1,210	1,226	1,207	1,264	1,082	1,028	1,025	365	28.9
Males.....		856	840	897	1,090	1,055	1,127	1,120	1,095	1,160	987	932	916	320	27.6
Females.....		60	59	59	60	65	83	106	112	104	95	96	109	53	47.3
Trade, retail and wholesale.....	9,524	54,135	54,537	55,005	56,034	56,236	57,041	56,994	57,508	58,051	59,336	58,493	60,283	6,148	10.2
Males.....		43,909	44,213	44,444	44,898	45,197	45,852	46,275	46,701	47,163	47,662	46,875	47,837	3,928	8.2
Females.....		10,226	10,324	10,561	11,136	11,039	11,189	10,719	10,807	10,888	11,674	11,618	12,446	2,220	17.8
Retail delivery, milk, ice, and water.....	137	1,936	1,898	1,851	1,921	1,958	2,021	2,098	2,113	2,085	2,010	1,946	1,914	262	12.4
Males.....		1,933	1,895	1,847	1,917	1,954	2,018	2,095	2,108	2,080	2,006	1,942	1,909	261	12.4
Females.....		3	3	4	4	4	3	3	5	5	4	4	5	2	(1)
Stores, retail and wholesale.....	8,061	43,887	44,142	44,819	45,947	46,018	46,563	46,068	46,410	46,916	48,109	47,907	49,948	6,061	12.1
Males.....		34,156	34,330	34,793	35,332	35,560	35,971	35,988	36,215	36,642	37,065	36,892	38,066	3,910	10.3
Females.....		9,731	9,812	10,026	10,565	10,458	10,592	10,080	10,195	10,274	11,044	11,015	11,882	2,151	18.1
Yards, lumber, coal, and scrap.....	1,326	8,312	8,497	8,335	8,166	8,260	8,457	8,828	8,985	9,050	9,217	8,640	8,421	1,051	11.4
Males.....		7,820	7,988	7,804	7,599	7,683	7,863	8,192	8,378	8,441	8,591	8,041	7,862	992	11.5
Females.....		492	509	531	567	577	594	636	607	609	626	599	559	144	22.6
Transportation and public utilities.....	1,674	62,144	61,995	63,625	65,805	67,472	68,168	69,362	70,394	69,293	69,679	68,679	65,739	8,399	11.9
Males.....		48,732	48,612	49,917	51,814	53,315	53,767	54,835	55,902	55,060	55,596	54,381	51,502	7,290	13.0
Females.....		13,412	13,383	13,708	13,991	14,157	14,391	14,527	14,492	14,233	14,083	14,298	14,237	1,144	7.9
Drayage and storage, including livery stables and teaming.....	842	8,569	8,741	8,913	9,135	9,276	9,407	9,445	9,394	9,420	9,742	9,308	8,945	1,173	12.0
Males.....		8,463	8,625	8,793	9,006	9,152	9,296	9,332	9,282	9,317	9,639	9,233	8,880	1,176	12.2
Females.....		106	116	125	129	124	113	113	112	103	103	75	65	64	49.6
Electric light and power.....	112	11,306	11,089	11,330	11,705	11,787	11,813	11,629	11,912	11,895	11,865	11,941	11,465	852	7.1
Males.....		11,257	11,036	11,282	11,651	11,731	11,750	11,566	11,850	11,844	11,814	11,890	11,413	854	7.2
Females.....		49	53	48	54	56	63	63	62	51	51	51	52	15	(1)
Electric railroads.....	38	8,996	8,940	8,987	9,067	9,121	9,216	9,291	9,211	9,184	9,127	8,951	8,734	557	6.0
Males.....		8,910	8,854	8,907	8,987	9,041	9,136	9,211	9,131	9,104	9,047	8,871	8,654	557	6.0
Females.....		86	86	80	80	80	80	80	80	80	80	80	80	6	(1)
Natural gas.....	35	5,323	5,092	5,294	5,607	6,040	6,062	7,457	8,236	7,957	8,232	8,009	6,853	3,144	38.2
Males.....		5,290	5,058	5,251	5,574	6,002	6,024	7,420	8,202	7,917	8,199	7,971	6,820	3,144	38.3
Females.....		33	34	33	33	38	38	37	34	40	33	33	33	7	(1)
Pipe lines (petroleum).....	11	1,133	1,065	1,311	1,756	2,123	1,587	1,803	1,720	1,505	1,479	1,193	1,073	1,058	49.8
Males.....		1,133	1,065	1,311	1,756	2,123	1,587	1,803	1,720	1,505	1,479	1,193	1,073	1,058	49.8
Steam railroads.....	7	551	555	558	572	570	595	586	588	588	520	564	519	426	28.4
Males.....		550	554	557	571	569	594	585	587	587	519	563	518	425	28.5
Females.....		1	1	1	1	1	1	1	1	1	1	1	1	1	(1)
Stockyards.....	31	245	240	225	244	248	269	278	271	274	259	254	257	53	19.1
Males.....		245	240	225	244	248	269	278	271	274	259	254	257	53	19.1

¹ Not computed owing to small number represented.

TABLE A.—Fluctuation in employment in industries other than mining and quarrying in Ohio, 1914 to 1929, by occupation group, industry, and sex—Continued

1929: WAGE EARNERS—Continued

Industry and sex	Number of establishments reporting	Number employed on the 15th of each month												Variation from maximum	
		January	February	March	April	May	June	July	August	September	October	November	December	Number	Per cent
Transportation and public utilities—															
Continued															
Taxicab and bus service.....	155	2,722	2,798	2,763	2,819	2,985	2,940	2,938	2,947	3,045	2,985	2,979	3,038	323	10.6
Males.....		2,719	2,795	2,758	2,814	2,980	2,938	2,936	2,945	3,043	2,983	2,977	3,084	324	10.6
Females.....		3	3	5	5	5	2	2	2	2	2	2	4	3	(1)
Telegraph and telephone, including messenger service.....	373	22,027	22,103	22,837	23,196	23,172	23,373	23,061	23,853	23,376	23,235	23,641	23,688	1,825	7.7
Males.....		8,896	9,015	9,423	9,511	9,322	9,282	9,436	9,662	9,428	9,431	9,597	9,692	796	8.2
Females.....		13,131	13,088	13,414	13,685	13,850	14,091	14,225	14,191	13,948	13,804	14,044	13,996	1,137	8.0
Transportation by water, including stevedoring.....	32	962	1,082	1,105	1,359	1,764	1,836	1,814	1,787	1,660	1,737	1,405	874	962	52.4
Males.....		962	1,082	1,105	1,353	1,763	1,833	1,811	1,783	1,658	1,735	1,404	874	959	52.3
Females.....					1	1	3	3	4	2	2	1		4	(1)
Waterworks.....	21	195	180	192	218	242	299	289	252	266	267	219	207	119	39.8
Males.....		192	178	190	215	240	297	286	250	264	264	217	205	119	40.1
Females.....		3	2	2	3	2	2	3	2	2	3	2	2	1	(1)
Transportation and public utilities, n. o. c.....	17	115	110	115	127	144	161	171	193	191	187	200	179	90	45.0
Males.....		115	110	115	127	144	161	171	189	187	183	195	175	86	43.9
Females.....									4	4	4	4	4	4	(1)

1929: BOOKKEEPERS, STENOGRAPHERS, AND OFFICE CLERKS

ALL INDUSTRIES.....	42,216	162,332	163,553	164,791	166,209	167,267	168,657	170,388	171,386	171,296	170,786	170,847	170,007	9,053	5.3
Males.....		80,389	81,017	81,701	82,251	82,786	83,600	84,488	85,127	84,935	84,534	84,336	83,916	4,738	5.6
Females.....		81,943	82,536	83,090	83,958	84,481	85,057	85,900	86,258	86,361	86,252	86,511	86,091	4,568	5.3
Agriculture.....	1,444	371	414	446	496	465	407	392	389	381	392	392	378	125	25.2
Males.....		92	93	100	103	98	97	96	97	97	97	98	96	11	10.7
Females.....		279	321	346	393	367	310	296	290	284	295	294	282	114	29.0
Florists, fruit growers, and nurserymen.....	384	303	343	375	422	395	338	320	315	309	320	319	306	119	28.2
Males.....		69	70	76	77	73	73	69	70	69	71	72	72	8	(1)
Females.....		234	273	299	345	322	265	251	245	240	249	247	234	111	32.2

General farming	819	54	57	57	60	57	56	59	60	60	61	62	61	8	(0)
Males		19	19	20	22	21	20	23	24	24	23	23	21	5	(0)
Females		35	38	37	38	36	36	36	36	36	38	39	40	3	(0)
Agriculture, n. o. c.	241	14	14	14	14	13	13	13	14	12	11	11	11	3	(0)
Males		4	4	4	4	4	4	4	5	4	3	3	3	2	(0)
Females		10	10	10	10	9	9	9	8		8		8	2	(0)
Construction	10,183	4,614	4,644	4,702	4,745	4,800	4,906	4,953	4,963	4,954	4,956	4,971	4,922	357	7.2
Males		2,372	2,393	2,435	2,454	2,490	2,514	2,543	2,553	2,584	2,541	2,581	2,552	212	8.2
Females		2,242	2,251	2,267	2,291	2,310	2,392	2,410	2,410	2,370	2,415	2,390	2,370	173	7.2
Brick, stone, and cement work; man- tel setting	1,005	317	317	319	325	336	344	348	349	348	347	354	347	37	10.5
Males		198	199	201	205	213	219	220	221	221	219	226	220	28	12.4
Females		119	118	118	120	123	125	128	128	127	128	128	127	10	7.8
Electrical contracting	456	415	417	417	413	419	420	427	429	432	433	441	441	26	5.9
Males		160	158	161	161	160	160	164	165	170	168	176	176	18	10.2
Females		255	259	256	257	259	260	263	261	262	265	265	265	10	3.8
Erecting or installing machinery, including repair	239	216	217	223	227	229	231	225	225	230	229	232	240	24	10.0
Males		132	132	138	141	142	143	138	136	140	139	142	149	17	11.4
Females		84	85	85	86	87	88	87	89	90	90	90	91	7	(0)
General contracting, including wreck- ing	3,538	1,412	1,427	1,449	1,467	1,455	1,497	1,520	1,528	1,501	1,499	1,519	1,509	116	7.6
Males		784	803	819	829	837	887	861	859	872	845	875	867	91	10.4
Females		628	624	630	638	623	660	659	669	629	654	644	642	46	6.9
Oil, gas, and water, drilling or pro- ducing	739	324	320	327	320	335	336	341	346	340	355	341	336	35	9.9
Males		229	225	233	228	230	228	229	234	229	229	227	226	9	3.8
Females		95	95	94	94	105	108	112	112	111	126	114	110	32	25.4
Painting and decorating	990	152	152	155	158	158	168	164	165	171	162	160	158	19	11.1
Males		47	47	48	50	50	54	52	52	56	52	51	50	9	(0)
Females		105	105	107	108	108	114	112	113	115	110	109	108	10	8.7
Plumbing and steam fitting	842	661	660	665	660	660	673	676	677	672	679	678	683	23	3.4
Males		272	271	275	273	274	279	276	277	273	279	278	281	10	3.6
Females		389	389	390	387	386	394	400	400	399	400	400	402	16	4.0
Sand and gravel excavating	155	79	79	82	85	94	95	93	96	100	99	97	93	21	21.0
Males		52	51	52	52	59	59	57	60	65	64	62	59	14	(0)
Females		27	28	30	33	35	36	36	36	35	35	35	34	9	(0)
Sheet-metal work and roofing	515	409	412	415	420	421	436	436	429	435	438	444	444	35	7.9
Males		177	181	179	177	178	183	179	178	181	182	184	185	8	4.3
Females		232	231	236	243	243	253	257	251	254	256	260	259	29	11.2
Street, road, and sewer construction	1,161	439	446	453	465	493	505	525	520	524	510	505	479	86	16.4
Males		261	264	266	274	289	291	305	308	317	300	297	277	56	17.7
Females		178	182	187	191	204	214	220	212	207	210	206	202	42	19.1
Ventilating and heating	141	132	140	139	143	142	141	137	141	144	146	141	135	14	9.6
Males		40	42	42	46	42	41	41	40	41	43	42	42	6	(0)
Females		92	98	97	97	100	100	96	101	103	103	99	93	11	10.7
Construction, n. o. c.	402	58	57	58	57	58	60	61	58	57	59	59	57	4	(0)
Males		20	20	21	20	21	20	21	20	19	21	21	20	2	(0)
Females		38	37	37	37	37	40	40	38	38	38	38	37	2	(0)

¹ Not computed owing to small number represented.

TABLE A.—Fluctuation in employment in industries other than mining and quarrying in Ohio, 1914 to 1929, by occupation group, industry, and sex—Continued

1929: BOOKKEEPERS, STENOGRAPHERS, AND OFFICE CLERKS—Continued

Industry and sex	Number of establishments reporting	Number employed on the 15th of each month												Variation from maximum	
		January	February	March	April	May	June	July	August	September	October	November	December	Number	Per cent
Manufactures	10, 035	76, 631	77, 417	78, 036	78, 331	78, 907	79, 578	80, 467	80, 943	80, 643	80, 400	80, 048	79, 008	4, 312	5. 3
Males.....		42, 911	43, 405	43, 760	44, 004	44, 194	44, 703	45, 234	45, 422	45, 266	45, 011	44, 811	44, 413	2, 511	5. 5
Females.....		33, 720	34, 012	34, 276	34, 377	34, 613	34, 875	35, 233	35, 521	35, 377	35, 389	35, 237	34, 595	1, 801	5. 1
Chemicals and allied products	457	4, 984	5, 059	5, 132	5, 174	5, 184	5, 237	5, 344	5, 398	5, 352	5, 340	5, 350	5, 316	414	7. 7
Males.....		2, 416	2, 440	2, 488	2, 489	2, 494	2, 536	2, 603	2, 620	2, 611	2, 623	2, 620	2, 612	207	7. 9
Females.....		2, 568	2, 619	2, 644	2, 685	2, 690	2, 701	2, 741	2, 778	2, 741	2, 717	2, 730	2, 704	210	7. 6
Blacking, cleansing, and polishing preparations	25	127	128	127	124	122	119	119	121	121	117	116	115	13	10. 2
Males.....		30	28	28	28	28	28	28	27	27	28	28	28	3	(¹)
Females.....		97	100	99	96	94	91	91	93	94	89	88	87	13	13. 0
Bone, carbon, and lampblack	5	63	66	71	70	73	75	75	78	78	79	77	74	16	(¹)
Males.....		31	33	35	35	36	37	37	38	39	41	38	37	10	(¹)
Females.....		32	33	36	35	37	38	38	40	39	38	39	37	8	(¹)
Chemicals, acids, and wood distillation	72	684	698	709	716	729	753	754	765	777	778	785	780	101	12. 9
Males.....		423	430	440	442	450	468	468	476	479	478	479	479	56	11. 7
Females.....		261	268	269	274	279	285	286	289	298	300	306	301	45	14. 7
Dyestuffs and extracts	7	142	133	136	141	135	123	122	123	123	126	131	134	20	14. 1
Males.....		35	34	37	37	36	32	29	30	30	30	32	32	8	(¹)
Females.....		107	99	99	104	99	91	93	93	93	96	99	102	16	15. 0
Fertilizers, tankage	39	124	124	129	131	130	131	128	127	132	125	121	122	11	8. 3
Males.....		79	77	80	81	80	81	81	80	78	75	74	74	7	(¹)
Females.....		45	47	49	50	50	50	47	47	54	50	47	48	9	(¹)
Ink, printing and writing	17	122	121	122	121	123	123	119	119	119	118	115	114	9	7. 3
Males.....		54	53	51	50	50	49	48	46	46	44	44	45	10	(¹)
Females.....		68	68	71	71	73	74	71	70	73	72	71	69	6	(¹)
Oil, linseed, lubricating, and cottonseed, and oil cake	18	102	106	104	108	109	112	111	114	111	117	112	109	15	12. 8
Males.....		24	27	27	28	27	29	27	29	28	32	28	28	8	(¹)
Females.....		78	79	77	80	82	83	84	85	83	85	84	81	8	(¹)
Paint and varnish	100	1, 614	1, 643	1, 672	1, 698	1, 699	1, 726	1, 794	1, 818	1, 740	1, 725	1, 710	1, 691	204	11. 2
Males.....		720	726	746	748	740	754	776	776	768	766	761	755	56	7. 2
Females.....		894	917	926	950	959	972	1, 018	1, 042	972	959	949	936	148	14. 2
Patent medicines and drug compounds, including drug grinding	69	476	512	504	503	485	493	468	452	460	456	460	458	60	11. 7
Males.....		115	118	119	119	119	122	124	119	118	117	115	117	9	7. 3
Females.....		361	394	385	384	366	361	344	333	342	339	345	341	61	15. 5

PART 2.—GENERAL TABLE

Petroleum refining.....	29	308	311	310	310	316	323	332	336	336	335	334	332	28	8.3
Males.....		219	219	220	219	223	228	237	238	238	239	240	237	21	8.8
Females.....		89	92	90	91	93	95	95	98	98	96	94	95	9	(1)
Salt.....	5	52	52	52	52	52	52	52	52	52	53	53	53	1	(1)
Males.....		31	31	31	31	31	31	31	31	31	31	32	32	1	(1)
Females.....		21	21	21	21	21	21	21	21	21	21	21	21		
Soap, candles, grease, and tallow.....	51	1,106	1,102	1,136	1,136	1,146	1,154	1,206	1,226	1,236	1,243	1,267	1,266	165	13.0
Males.....		630	640	651	647	651	654	693	700	703	714	723	721	93	12.9
Females.....		476	462	485	489	495	500	513	526	533	529	544	545	83	15.2
Chemicals and allied products, n. o. c.....	20	64	63	60	64	65	63	64	67	67	68	69	68	9	
Males.....		25	24	23	24	23	23	24	26	26	25	26	27	4	(1)
Females.....		39	39	37	40	42	40	41	41	41	43	43	41	6	(1)
Food and kindred products.....	1,636	3,713	3,716	3,747	3,786	3,839	3,934	4,008	4,080	4,020	3,992	3,991	3,943	318	7.9
Males.....		1,509	1,493	1,510	1,518	1,537	1,560	1,596	1,604	1,608	1,616	1,626	1,597	133	8.2
Females.....		2,203	2,223	2,237	2,268	2,302	2,374	2,412	2,426	2,412	2,376	2,365	2,346	223	9.2
Bakery products.....	563	547	553	556	565	572	583	596	596	603	605	607	603	60	9.9
Males.....		162	163	168	174	175	176	180	179	185	187	187	188	26	13.8
Females.....		385	390	388	391	397	407	416	417	418	418	420	415	35	8.3
Canning and preserving.....	95	78	81	81	83	86	92	103	108	128	113	102	91	50	39.1
Males.....		22	24	24	26	26	30	34	41	47	39	34	29	25	(1)
Females.....		56	57	57	57	60	62	69	67	81	74	68	62	25	(1)
Coffee, spices, and peanuts, roasting and grinding.....	42	245	246	246	244	245	245	243	247	249	243	250	247	7	2.8
Males.....		64	63	65	62	62	60	61	62	63	61	62	61	5	(1)
Females.....		181	183	181	182	183	185	182	185	186	182	188	186	7	3.7
Confectionery.....	114	217	215	218	219	223	229	228	229	231	231	233	233	18	7.7
Males.....		62	63	66	66	66	64	62	62	66	68	68	68	6	(1)
Females.....		155	152	152	153	157	165	166	167	165	163	165	165	15	9.0
Cordials, sirups, and flavoring extracts.....	27	222	220	221	224	226	229	224	225	224	225	223	224	9	3.9
Males.....		82	82	82	84	84	85	84	84	85	85	85	85	3	(1)
Females.....		140	138	139	140	142	144	140	141	139	140	138	139	6	4.2
Dairy products and ice cream.....	349	1,194	1,193	1,213	1,241	1,270	1,326	1,369	1,370	1,333	1,307	1,281	1,280	177	12.9
Males.....		459	444	454	454	465	481	499	486	483	483	481	487	56	11.2
Females.....		735	749	764	787	805	845	870	870	847	824	800	793	135	15.5
Flour-mill and grist-mill products.....	236	387	387	389	388	390	390	393	392	396	397	398	399	12	3.0
Males.....		190	190	190	190	190	189	192	190	191	192	193	193	4	2.1
Females.....		197	197	199	198	200	201	202	202	205	205	205	206	9	4.4
Food preparations.....	25	86	86	88	88	89	89	90	93	90	84	86	85	9	(1)
Males.....		49	49	50	50	51	49	50	51	49	51	50	50	2	(1)
Females.....		37	37	38	38	38	40	40	42	39	35	35	35	7	(1)
Oleomargarine.....	5	65	67	64	64	65	68	66	65	66	66	67	67	4	(1)
Males.....		23	24	23	23	23	25	24	28	23	23	24	24	2	(1)
Females.....		42	43	41	41	42	43	42	42	43	43	43	43	2	(1)
Slaughtering and meat packing.....	165	622	622	620	625	629	638	651	660	653	650	648	651	40	6.1
Males.....		374	370	366	367	373	379	388	390	388	388	386	386	24	6.2
Females.....		248	252	254	258	256	259	263	270	265	262	262	265	22	8.1
Food and kindred products, n. o. c.....	15	49	46	46	45	44	45	45	45	47	47	96	63	52	(1)
Males.....		22	21	22	22	22	22	22	22	23	41	55	26	34	(1)
Females.....		27	25	24	23	22	23	23	23	24	30	41	37	19	(1)

¹ Not computed owing to small number represented.

TABLE A.—Fluctuation in employment in industries other than mining and quarrying in Ohio, 1914 to 1929, by occupation group, industry, and sex—Continued

1929: BOOKKEEPERS, STENOGRAPHERS, AND OFFICE CLERKS—Continued

Industry and sex	Number of establishments reporting	Number employed on the 15th of each month												Variation from maximum	
		January	February	March	April	May	June	July	August	September	October	November	December	Number	Per cent
Manufactures—Continued.															
Iron and steel and their products.....	1,775	24,469	24,782	24,917	25,019	25,160	25,481	25,689	25,851	25,870	25,628	25,569	25,354	1,401	5.4
Males.....		16,429	16,675	16,762	16,850	16,940	17,176	17,268	17,362	17,407	17,202	17,205	17,104	978	5.6
Females.....		8,040	8,107	8,155	8,169	8,220	8,305	8,421	8,489	8,463	8,426	8,364	8,250	449	5.3
Blast-furnace products.....	16	362	365	368	367	368	366	360	358	353	353	348	336	32	8.7
Males.....		316	319	321	319	319	317	311	307	302	301	296	286	35	10.9
Females.....		46	46	47	48	49	49	49	51	51	52	52	50	6	(1)
Boilers and tanks.....	53	451	446	455	467	478	494	515	521	528	528	524	525	82	15.5
Males.....		368	364	370	380	389	399	415	420	429	429	424	424	65	15.2
Females.....		83	82	85	87	89	95	100	101	99	99	100	101	19	18.8
Bolts, nuts, washers, and rivets.....	21	409	408	409	407	404	404	396	392	392	387	379	375	34	8.3
Males.....		222	222	220	219	219	222	219	221	223	221	220	219	4	1.8
Females.....		187	186	189	188	185	182	177	171	169	166	159	156	33	17.5
Calculating machines.....	30	1,464	1,484	1,498	1,531	1,550	1,568	1,605	1,613	1,558	1,518	1,533	1,544	149	9.2
Males.....		813	829	832	846	858	868	905	910	867	838	839	858	97	10.7
Females.....		651	655	666	685	692	700	703	689	680	680	694	686	52	7.4
Cutlery and tools.....	67	251	252	287	290	263	265	270	275	274	276	271	273	25	9.1
Males.....		90	91	92	92	94	93	99	101	100	102	102	104	14	13.5
Females.....		161	161	165	168	169	172	171	174	174	174	169	169	13	7.5
Doors and shutters, iron and steel.....	10	176	179	179	179	182	181	188	185	184	189	192	191	16	8.3
Males.....		115	115	115	116	118	116	120	118	115	119	121	121	6	5.0
Females.....		61	64	64	63	64	65	68	67	69	70	71	70	10	(1)
Forgings.....	36	356	362	362	362	368	368	367	363	365	363	355	363	13	3.5
Males.....		217	220	222	223	228	229	225	222	223	224	215	221	14	6.1
Females.....		139	142	140	139	140	139	142	141	142	139	140	142	3	2.1
Foundry and machine-shop products.....	1,208	11,623	11,824	11,901	11,941	12,022	12,234	12,329	12,465	12,486	12,299	12,327	12,222	863	6.9
Males.....		7,544	7,729	7,778	7,827	7,886	8,031	8,030	8,109	8,156	7,991	8,066	8,016	612	7.5
Females.....		4,079	4,095	4,123	4,114	4,136	4,203	4,299	4,356	4,330	4,308	4,261	4,206	277	6.4
Gas engines and tractors.....	18	361	367	377	379	384	391	397	401	407	404	408	404	47	11.5
Males.....		242	245	249	249	252	258	263	267	272	273	277	274	35	12.6
Females.....		119	122	128	130	132	133	134	134	135	131	131	130	16	11.9
Pumps and windmills.....	31	455	456	463	464	470	472	469	474	489	482	487	489	31	7.0
Males.....		315	317	321	324	329	330	328	325	338	331	337	343	28	8.2
Females.....		140	139	142	140	141	142	141	141	151	151	150	146	12	7.9
Safes and vaults.....	9	346	345	344	340	337	338	331	332	330	329	327	326	20	5.8
Males.....		220	217	216	214	211	212	205	206	203	204	201	199	21	9.5
Females.....		126	128	128	126	126	126	126	126	127	125	126	127	3	2.3

Scales and balances.....	5	143	137	139	136	140	141	144	143	148	145	142	145	12	8.1
Males.....		103	100	101	99	103	102	107	107	109	110	107	110	11	10.0
Females.....		40	37	38	37	37	39	37	36	39	35	35	35	5	(1)
Springs, coil.....	24	77	77	77	77	77	77	77	77	77	76	77	76	1	(1)
Males.....		44	44	44	44	44	44	44	44	43	43	44	44	1	(1)
Females.....		33	33	33	33	33	33	33	33	34	33	33	32	2	(1)
Steel works and rolling mills.....	69	5,370	5,414	5,434	5,459	5,524	5,524	5,567	5,579	5,589	5,567	5,479	5,390	219	3.9
Males.....		4,239	4,273	4,293	4,323	4,301	4,352	4,389	4,391	4,418	4,397	4,333	4,263	179	4.1
Females.....		1,131	1,141	1,141	1,136	1,159	1,172	1,178	1,181	1,171	1,170	1,146	1,127	56	4.7
Stoves and furnaces.....	86	1,232	1,253	1,265	1,256	1,262	1,273	1,287	1,298	1,303	1,336	1,339	1,322	107	8.0
Males.....		660	667	677	662	673	684	690	696	695	707	703	703	47	6.6
Females.....		572	586	588	594	589	589	597	602	608	629	636	619	64	10.1
Tin plate and terneplate.....	5	277	276	276	276	276	276	277	276	273	271	271	270	7	2.5
Males.....		225	225	225	225	225	225	226	226	224	223	223	222	4	1.8
Females.....		52	51	51	51	51	51	51	50	49	48	48	48	4	(1)
Wire.....	6	365	367	365	366	371	371	370	367	369	374	372	369	9	2.4
Males.....		267	267	267	268	270	271	271	268	270	274	272	271	7	2.6
Females.....		98	97	98	98	101	100	99	99	99	100	100	98	4	4.0
Wirework, wire rope, and cable.....	33	173	183	189	168	160	149	147	146	154	143	142	140	43	23.5
Males.....		71	66	59	67	59	58	58	58	58	57	56	56	15	(1)
Females.....		102	117	100	107	101	91	89	88	96	86	86	84	33	28.2
Iron and steel and their products, n. o. c.....	48	578	587	589	584	588	589	593	591	593	588	596	594	18	3.0
Males.....		358	362	360	359	362	365	363	366	362	358	369	370	12	3.2
Females.....		220	225	229	225	226	224	230	225	231	230	227	224	11	4.8
Leather and leather products.....	126	1,019	1,011	1,036	1,029	1,025	1,023	1,040	1,058	1,063	1,064	1,054	1,050	53	5.0
Males.....		330	326	337	333	332	329	334	340	334	329	328	337	14	4.1
Females.....		689	685	699	696	693	694	706	718	729	735	726	713	50	6.8
Boots, shoes, cut stock, and findings.....	46	780	772	794	789	782	782	793	811	816	816	808	785	44	5.4
Males.....		227	225	235	231	230	229	231	236	232	237	223	227	13	5.5
Females.....		553	547	559	558	552	553	562	575	584	579	580	558	42	7.1
Leather, tanned, curried, and finished.....	19	64	64	64	64	65	65	65	66	65	65	66	66	2	(1)
Males.....		27	27	27	27	27	27	27	28	27	27	28	28	1	(1)
Females.....		37	37	37	37	38	38	38	38	38	38	38	38	1	(1)
Saddlery and harness.....	15	74	73	76	75	76	73	79	79	78	78	81	88	15	9
Males.....		45	43	44	44	42	42	45	44	44	44	46	51	8	(1)
Females.....		29	30	32	31	32	31	34	34	34	34	35	37	8	(1)
Leather and leather products, n. o. c.....	46	101	102	102	101	102	103	103	102	104	105	104	111	10	9.0
Males.....		31	31	31	31	31	31	31	31	31	31	31	31		
Females.....		70	71	71	70	71	72	72	71	73	74	73	80	10	(1)
Liquors and beverages.....	104	248	250	250	256	266	276	277	280	268	260	254	249	32	11.4
Males.....		121	121	120	120	119	121	121	122	119	117	117	115	7	5.7
Females.....		127	129	130	136	147	155	156	158	149	143	137	134	31	19.6
Mineral water and beverages.....	151	211	213	213	219	229	239	241	244	232	221	217	213	35	13.5
Males.....		105	105	104	104	103	105	105	106	103	100	101	99	7	6.5
Females.....		106	108	109	115	126	134	136	138	129	121	116	114	32	2.8
Liquors and beverages, n. o. c.....	13	37	37	37	37	37	37	36	36	36	39	37	36	3	(1)
Males.....		16	16	16	16	16	16	16	16	16	17	16	16	1	(1)
Females.....		21	21	21	21	21	21	20	20	20	22	21	20	2	(1)

¹ Not computed owing to small number represented.

TABLE A.—Fluctuation in employment in industries other than mining and quarrying in Ohio, 1914 to 1929, by occupation group, industry, and sex—Continued

1929: BOOKKEEPERS, STENOGRAPHERS, AND OFFICE CLERKS—Continued

Industry and sex	Number of establishments reporting	Number employed on the 15th of each month												Variation from maximum	
		January	February	March	April	May	June	July	August	September	October	November	December	Number	Per cent
Manufactures—Continued.															
Lumber and its products.....	1,231	2,382	2,379	2,395	2,411	2,415	2,426	2,433	2,434	2,412	2,387	2,363	2,354	80	3.3
Males.....		1,300	1,299	1,310	1,317	1,315	1,312	1,317	1,319	1,322	1,307	1,293	1,286	36	2.7
Females.....		1,082	1,080	1,085	1,094	1,100	1,114	1,116	1,115	1,090	1,080	1,070	1,068	48	4.3
Boxes and packing crates.....	41	51	52	52	52	52	54	54	53	52	53	53	53	3	(1)
Males.....		32	33	33	33	33	34	34	34	34	35	35	34	3	(1)
Females.....		19	19	19	19	19	20	20	19	18	18	18	19	2	(1)
Coffins and undertakers' goods.....	16	95	95	99	97	98	97	96	98	97	98	98	100	5	5.0
Males.....		46	46	51	49	50	50	49	49	49	49	49	49	5	(1)
Females.....		49	49	48	48	48	47	47	49	48	49	49	51	4	(1)
Cooperage and related goods.....	65	73	73	73	73	73	72	72	72	72	72	72	72	1	(1)
Males.....		25	23	23	23	23	23	23	24	24	24	25	25	2	(1)
Females.....		50	50	50	50	50	49	49	48	48	48	47	47	3	(1)
Furniture, including upholstery.....	170	452	458	458	462	459	463	466	474	471	477	466	466	25	5.2
Males.....		208	211	211	214	214	213	214	217	219	217	214	213	11	5.0
Females.....		244	247	247	248	245	250	252	257	252	260	252	253	16	5.2
Lasts.....	9	49	49	47	49	50	52	51	51	51	55	55	58	9	(1)
Males.....		12	12	12	11	13	13	13	14	14	15	16	16	5	(1)
Females.....		37	37	35	37	37	39	38	37	40	40	39	40	5	(1)
Matches.....	4	57	50	49	51	52	54	53	53	52	53	53	54	8	(1)
Males.....		31	28	27	29	30	31	29	29	28	28	28	29	4	(1)
Females.....		26	22	22	22	22	23	24	24	24	25	25	25	4	(1)
Saw-mill and planing-mill products.....	828	1,392	1,386	1,399	1,400	1,415	1,414	1,421	1,410	1,393	1,355	1,343	1,332	89	6.3
Males.....		844	841	847	854	850	844	852	848	845	829	818	812	42	4.9
Females.....		548	545	552	555	565	570	569	562	548	526	525	520	50	8.8
Wood bending, turning, carving.....	38	65	65	67	68	68	70	68	68	65	66	66	66	5	(1)
Males.....		32	32	33	32	32	32	30	31	31	31	31	31	3	(1)
Females.....		33	33	34	36	36	38	38	37	34	35	35	35	5	(1)
Lumber and its products, n. o. c.....	60	148	151	151	150	150	150	152	155	156	158	157	155	10	6.3
Males.....		72	73	73	71	72	72	73	73	73	79	77	77	8	(1)
Females.....		76	78	78	79	78	78	79	82	78	79	80	78	6	(1)
Metals and metal products, other than iron and steel.....	544	4,526	4,556	4,633	4,661	4,695	4,743	4,790	4,853	4,778	4,836	4,824	4,791	327	6.7
Males.....		2,298	2,316	2,362	2,379	2,393	2,432	2,452	2,480	2,414	2,449	2,441	2,418	182	7.3
Females.....		2,228	2,240	2,271	2,282	2,302	2,311	2,338	2,373	2,364	2,387	2,383	2,373	159	6.7

Brass, bronze, and aluminum products.....	147	984	987	989	991	1,007	1,017	1,035	1,048	1,041	1,041	1,030	1,025	64	6.1
Males.....		549	551	554	558	568	574	579	585	580	587	580	584	38	6.5
Females.....		435	436	435	433	439	443	456	463	461	454	450	441	30	6.5
Caskets, metal.....	3	66	67	67	66	66	66	66	66	66	66	66	66	1	(1)
Males.....		31	31	31	31	31	31	31	31	31	31	31	31		
Females.....		35	36	36	35	35	35	35	35	35	35	35	35	1	(1)
Clocks, watches, and materials.....	10	114	119	120	120	123	121	118	120	122	128	126	124	14	10.9
Males.....		55	55	54	54	52	52	52	53	54	55	52	51	4	(1)
Females.....		59	64	66	66	69	69	66	67	68	73	74	73	15	(1)
Copper, tin, and sheet-iron products.....	218	1,267	1,262	1,310	1,317	1,322	1,349	1,364	1,404	1,417	1,439	1,427	1,402	177	12.3
Males.....		642	644	681	681	681	699	713	727	745	758	753	734	116	15.3
Females.....		625	618	629	636	641	650	651	677	672	681	674	668	63	9.3
Furniture and office fixtures.....	13	445	453	463	473	476	478	484	483	497	509	500	508	64	12.6
Males.....		277	279	290	299	299	302	302	302	313	328	326	325	51	15.5
Females.....		168	174	173	174	177	176	182	181	184	181	183	183	16	8.7
Gas and electric fixtures and lamps and reflectors.....	41	1,407	1,424	1,443	1,451	1,458	1,466	1,477	1,482	1,382	1,397	1,412	1,412	100	6.7
Males.....		646	658	657	659	665	680	681	683	592	589	599	591	94	13.8
Females.....		761	766	786	792	793	786	796	799	790	808	813	821	60	7.3
Jewelry, including reducing and re-finishing.....	35	152	150	146	146	144	146	142	147	151	153	150	155	13	8.4
Males.....		55	55	52	52	51	50	49	55	54	55	54	55	6	(1)
Females.....		97	95	94	94	93	96	93	92	97	98	96	100	8	8.0
Metals and metal products, other than iron and steel, n. o. c.....	77	91	94	95	97	99	100	104	103	102	103	104	99	13	12.5
Males.....		43	43	43	45	44	44	45	44	45	46	46	47	4	(1)
Females.....		48	51	52	52	55	56	59	59	57	57	58	52	11	(1)
Paper and printing.....	1,158	8,636	8,646	8,593	8,333	8,391	8,366	8,465	8,556	8,687	8,952	9,108	9,029	742	8.1
Males.....		3,813	3,829	3,861	3,838	3,961	3,981	3,991	3,927	3,916	3,924	3,947	3,963	140	3.5
Females.....		4,823	4,817	4,732	4,545	4,530	4,485	4,534	4,629	4,771	5,028	5,161	5,076	676	13.1
Bags, paper.....	14	92	90	90	92	92	92	92	93	91	92	90	89	8	(1)
Males.....		32	32	32	33	33	33	33	33	33	33	32	32	1	(1)
Females.....		60	58	58	59	64	59	59	60	58	59	58	57	7	(1)
Boxes, fancy and paper; drinking cups.....	77	374	379	386	395	397	392	397	404	403	403	405	402	31	7.7
Males.....		177	180	182	185	184	184	188	188	187	188	190	188	13	6.8
Females.....		197	199	204	210	213	208	209	216	216	215	215	214	19	8.8
Envelopes.....	8	89	89	85	86	86	88	85	84	86	88	83	92	10	(1)
Males.....		25	24	24	24	24	24	23	22	24	24	24	24	3	(1)
Females.....		64	65	59	62	62	64	62	62	62	64	69	68	10	(1)
Labels and tags.....	12	95	95	91	93	94	96	93	95	94	95	97	95	6	(1)
Males.....		39	39	38	38	38	39	39	40	40	41	41	40	3	(1)
Females.....		56	56	53	55	56	57	54	55	54	55	56	55	4	(1)
Paper, including stationery.....	56	531	536	542	545	549	550	556	561	563	562	563	569	38	6.7
Males.....		247	249	253	253	254	254	253	255	259	261	259	262	15	5.7
Females.....		284	287	289	292	295	296	303	306	304	301	304	307	23	7.5
Photo-engraving.....	52	115	114	118	123	117	117	117	116	116	117	118	118	9	7.3
Males.....		48	47	50	51	47	48	49	48	49	49	49	50	4	(1)
Females.....		67	67	68	72	70	69	68	68	67	68	69	68	5	(1)
Printing and publishing.....	861	7,130	7,127	7,072	6,838	6,834	6,815	6,906	6,984	7,114	7,374	7,516	7,443	701	9.3
Males.....		3,146	3,157	3,182	3,156	3,180	3,199	3,245	3,239	3,223	3,229	3,250	3,255	199	3.3
Females.....		3,984	3,970	3,890	3,682	3,654	3,616	3,663	3,745	3,891	4,145	4,266	4,188	650	15.2

Not computed owing to small number represented.

TABLE A.—*Fluctuation in employment in industries other than mining and quarrying in Ohio, 1914 to 1929, by occupation group, industry, and sex—Continued*

1929: BOOKKEEPERS, STENOGRAPHERS, AND OFFICE CLERKS—Continued

Industry and sex	Number of establishments reporting	Number employed on the 15th of each month												Variation from maximum	
		January	February	March	April	May	June	July	August	September	October	November	December	Number	Per cent
Manufactures—Continued.															
Paper and printing—Continued.															
Stereotyping and electrotyping.....	41	91	95	94	97	99	97	97	98	97	96	99	98	8	(1)
Males.....		50	51	52	52	52	52	52	52	51	50	52	52	2	(1)
Females.....		41	44	42	45	47	45	45	46	46	46	47	46	6	(1)
Paper and printing, n. o. c.....	37	119	121	117	114	118	119	120	121	123	125	127	123	13	10.2
Males.....		49	50	48	46	49	48	49	50	50	50	50	50	4	(1)
Females.....		70	71	69	68	69	71	71	71	73	75	77	73	9	(1)
Rubber products.....	127	6,964	6,957	7,084	7,183	7,207	7,290	7,380	7,395	7,307	7,174	6,938	6,781	614	8.3
Males.....		4,569	4,565	4,623	4,664	4,639	4,706	4,781	4,808	4,734	4,675	4,554	4,457	351	7.3
Females.....		2,395	2,392	2,461	2,519	2,568	2,584	2,599	2,587	2,573	2,499	2,384	2,324	275	10.6
Druggists' sundries and toys, rubber.....	46	414	412	423	441	433	453	439	438	440	431	428	421	41	9.1
Males.....		202	198	206	221	215	228	222	225	225	219	218	217	30	13.2
Females.....		212	214	217	220	218	225	217	213	215	212	210	204	21	9.3
Tires and tubes.....	43	6,381	6,376	6,493	6,565	6,596	6,663	6,759	6,768	6,681	6,557	6,327	6,181	587	8.7
Males.....		4,295	4,294	4,345	4,364	4,346	4,399	4,476	4,499	4,425	4,375	4,257	4,163	336	7.5
Females.....		2,086	2,082	2,148	2,201	2,250	2,264	2,283	2,269	2,256	2,182	2,070	2,018	265	11.6
Rubber products, n. o. c.....	38	169	169	177	178	178	174	182	189	186	186	183	179	21	11.1
Males.....		72	73	72	79	78	79	83	84	84	81	79	77	12	(1)
Females.....		97	96	96	98	100	95	99	105	102	105	104	102	10	9.5
Stone, clay, and glass products.....	770	2,036	2,036	2,056	2,075	2,095	2,102	2,131	2,136	2,121	2,126	2,098	2,081	100	4.7
Males.....		1,074	1,070	1,086	1,095	1,103	1,108	1,127	1,134	1,125	1,110	1,110	1,102	64	5.6
Females.....		962	966	970	980	992	994	1,004	1,002	996	1,001	988	979	42	4.2
Brick and tile, clay.....	190	468	471	479	483	489	494	500	504	500	498	477	471	36	7.1
Males.....		277	277	279	282	284	286	291	294	291	291	281	278	17	5.8
Females.....		191	194	200	201	205	208	209	210	209	207	196	193	19	9.0
Cement.....	13	74	74	73	77	79	80	83	82	80	81	78	78	10	(1)
Males.....		47	47	46	50	51	52	52	51	51	51	51	51	6	(1)
Females.....		27	27	27	27	28	28	31	31	29	29	27	27	4	(1)
Cement products.....	175	121	118	120	123	127	127	130	131	133	134	134	130	16	11.9
Males.....		65	64	66	67	69	69	69	72	73	73	71	69	9	(1)
Females.....		56	54	54	56	58	58	61	59	60	61	63	61	9	(1)
Glass.....	27	415	417	421	426	436	444	453	459	458	459	455	447	44	9.6
Males.....		235	237	241	244	250	252	256	258	258	259	253	250	24	9.3
Females.....		180	180	180	182	186	192	197	201	200	200	202	197	22	10.9

Marble and stone work; stoneyards.....	99	142	141	144	146	140	138	148	147	144	144	140	140	10	6.8
Males.....	81	79	82	82	82	75	75	83	83	82	81	79	81	8	()
Females.....	61	62	62	64	65	65	63	65	64	62	63	61	59	6	()
Pottery, terra-cotta and fire-clay products.....	138	625	627	630	629	631	625	622	618	615	615	618	622	16	2.5
Males.....	271	271	274	270	270	273	270	271	271	270	270	275	275	5	1.8
Females.....	354	356	356	359	358	355	355	351	347	345	345	343	347	16	4.5
Stone, clay, and glass products, n. o. c.....	128	191	188	189	191	193	194	195	195	191	195	196	193	8	4.1
Males.....	98	95	98	100	101	104	105	105	100	99	100	98	100	10	9.5
Females.....	93	93	91	91	92	90	90	90	91	98	96	95	95	6	()
Textiles.....	647	2,894	2,960	2,966	3,005	2,992	2,983	2,971	3,041	3,012	2,990	2,939	2,908	147	4.8
Males.....	968	986	986	991	978	978	981	981	988	989	984	988	986	24	2.4
Females.....	1,926	1,974	1,974	2,014	2,014	2,005	1,990	2,053	2,023	2,006	1,951	1,922	131	6.4	()
Awnings, tents, and sails, including auto fabrics.....	53	285	288	297	310	320	331	328	319	305	300	294	291	46	13.9
Males.....	99	99	101	104	103	106	106	104	102	100	105	105	7	6.6	
Females.....	186	189	196	206	217	225	222	215	203	200	189	186	39	17.3	
Clothing, men's, including shirts and coat pads.....	153	1,002	1,012	1,023	1,033	1,007	989	994	1,002	1,021	998	979	948	85	8.2
Males.....	272	274	276	279	285	286	271	264	272	271	271	266	265	15	5.4
Females.....	730	738	747	754	742	723	723	738	749	727	708	682	72	9.5	
Clothing, women's, including corsets.....	113	460	495	490	491	487	466	527	486	491	471	463	67	12.7	
Males.....	135	138	136	133	130	129	132	138	132	131	129	127	11	8.0	
Females.....	325	357	344	357	361	358	334	389	354	360	342	336	64	16.5	
Cordage, twine, jute, and linen goods.....	7	52	52	52	51	52	52	52	52	53	52	51	51	2	()
Males.....	22	22	22	22	23	23	23	23	23	23	23	22	22	1	()
Females.....	30	30	30	29	29	29	29	29	29	30	29	29	29	1	()
Custom tailoring, men's and women's.....	58	109	108	112	109	109	107	109	106	109	109	109	107	6	5.4
Males.....	35	35	35	33	33	33	33	33	33	33	33	33	33	2	()
Females.....	74	73	77	76	76	74	76	74	76	76	76	74	74	4	()
Flags, banners, and regalia.....	11	168	171	167	169	166	165	164	167	172	172	173	176	12	6.8
Males.....	91	92	92	92	92	93	95	98	99	99	100	101	102	11	10.8
Females.....	77	79	75	77	74	72	69	69	73	72	72	74	74	10	()
Hosiery and knit goods.....	32	143	148	150	147	146	146	147	146	143	147	146	148	7	4.7
Males.....	37	40	41	41	41	42	41	41	41	38	39	39	39	5	()
Females.....	106	108	109	106	105	104	106	105	105	108	107	109	5	4.6	
Mattresses, pillows, and cotton felts.....	35	98	101	100	102	107	107	110	114	116	114	111	112	18	15.5
Males.....	42	47	48	46	47	46	44	47	48	48	48	49	49	7	()
Females.....	56	54	52	56	60	61	66	67	68	66	62	63	63	16	()
Oil cloth and linoleum.....	4	59	66	64	70	69	70	69	71	73	71	73	76	17	()
Males.....	38	41	40	43	43	43	41	44	44	42	44	46	46	8	()
Females.....	21	25	24	27	26	27	28	31	30	29	29	30	30	10	()
Silk and silk goods, including throwsters.....	6	74	73	75	74	77	83	86	87	88	91	93	95	22	()
Males.....	33	35	36	35	36	36	35	37	40	41	42	43	43	10	()
Females.....	41	38	39	39	41	47	51	50	51	50	51	51	52	14	()
Woolen, worsted, and wool-felt goods, including fur and felt hats.....	22	113	113	114	114	114	115	116	115	115	115	115	115	3	2.6
Males.....	52	52	52	52	52	52	52	52	52	52	52	52	52	3	()
Females.....	61	61	62	62	62	63	64	63	63	63	63	63	63	3	()

¹Not computed owing to small number represented.

TABLE A.—Fluctuation in employment in industries other than mining and quarrying in Ohio, 1914 to 1929, by occupation group, industry, and sex—Continued

1929: BOOKKEEPERS, STENOGRAPHERS, AND OFFICE CLERKS—Continued

Industry and sex	Number of establishments reporting	Number employed on the 15th of each month												Variation from maximum	
		January	February	March	April	May	June	July	August	September	October	November	December	Number	Per cent
Manufactures—Continued.															
Textiles—Continued.															
Textiles, n. o. c.....	153	331	333	332	336	334	331	330	331	330	330	324	326	12	3.6
Males.....		111	110	112	110	112	108	107	106	105	103	100	101	12	10.7
Females.....		220	223	220	226	222	223	225	225	225	227	224	225	7	3.1
Tobacco manufactures.....	137	187	187	178	178	171	166	165	163	165	163	161	168	26	13.9
Males.....		72	72	63	64	62	62	60	60	62	61	60	68	12	(1)
Females.....		115	115	115	114	109	104	105	103	103	102	101	100	15	13.0
Chewing and smoking tobacco and snuff.....	10	92	92	92	95	89	85	82	81	80	79	78	76	19	(1)
Males.....		31	31	30	32	31	31	29	29	28	27	27	26	6	(1)
Females.....		61	61	62	63	58	54	53	52	52	52	51	50	13	(1)
Cigars and cigarettes.....	80	62	62	61	60	60	60	60	61	63	62	61	61	3	(1)
Males.....		19	19	19	19	19	19	19	19	21	21	20	20	2	(1)
Females.....		43	43	42	41	41	41	41	42	42	41	41	41	2	(1)
Tobacco manufactures, n. o. c.....	47	33	33	25	23	22	21	23	21	22	22	22	31	12	(1)
Males.....		22	22	14	13	12	12	12	12	13	13	13	22	10	(1)
Females.....		11	11	11	10	10	9	11	9	9	9	9	9	2	(1)
Vehicles.....	304	5,305	5,500	5,605	5,084	5,749	5,799	5,879	5,787	5,674	5,625	5,553	5,243	636	10.8
Males.....		3,289	3,414	3,472	3,519	3,551	3,600	3,649	3,583	3,545	3,499	3,423	3,352	360	9.9
Females.....		2,016	2,086	2,133	2,165	2,198	2,199	2,230	2,199	2,129	2,126	2,130	1,891	339	15.2
Airplanes and parts.....	13	210	233	244	273	302	326	399	422	403	356	350	327	212	50.2
Males.....		170	189	201	227	248	270	336	356	342	301	294	284	186	52.2
Females.....		40	44	43	46	54	56	63	66	61	55	56	43	26	(1)
Automobiles and parts, including assembly plants.....	219	4,587	4,752	4,838	4,891	4,911	4,923	4,923	4,807	4,704	4,707	4,647	4,306	557	11.3
Males.....		2,822	2,921	2,965	2,995	2,996	3,013	2,990	2,907	2,872	2,870	2,805	2,747	266	8.8
Females.....		1,765	1,831	1,873	1,896	1,915	1,910	1,933	1,900	1,832	1,837	1,842	1,619	314	18.2
Bicycles, motor cycles, and materials, including repairing.....	3	52	50	51	52	53	54	55	56	54	53	54	54	6	(1)
Males.....		26	25	25	25	26	27	27	27	26	27	27	27	2	(1)
Females.....		26	25	26	27	27	27	28	29	28	26	27	27	4	(1)
Carriages and sleds, children's.....	7	82	82	81	83	83	93	90	92	96	97	90	85	16	(1)
Males.....		22	22	21	22	24	24	25	25	25	26	23	23	5	(1)
Females.....		60	60	60	61	64	68	65	67	71	71	67	62	11	(1)

Carriages, wagons, and materials, including repairing.....	30	96	95	95	97	94	97	101	101	99	94	91	91	10	9.9
Males.....		43	43	42	43	44	45	48	49	50	47	44	44	8	(1)
Females.....		53	52	53	54	50	52	53	52	49	47	47	47	7	(1)
Cars, steam and street railroad.....	12	166	172	174	171	177	179	182	182	188	188	195	191	29	14.9
Males.....		131	136	137	132	136	139	141	141	145	145	149	146	18	12.1
Females.....		35	36	37	39	41	40	41	41	43	43	46	45	11	(1)
Ship and boat building.....	15	109	113	119	114	121	124	126	124	127	127	123	126	18	14.2
Males.....		74	77	80	74	76	80	81	82	84	82	80	80	10	(1)
Females.....		35	36	39	40	45	44	45	42	43	45	43	46	11	(1)
Vehicles, n. o. c.....	2	3	3	3	3	3	3	3	3	3	3	3	3		
Males.....		1	1	1	1	1	1	1	1	1	1	1	1		
Females.....		2	2	2	2	2	2	2	2	2	2	2	2		
Miscellaneous manufactures.....	959	9,269	9,378	9,444	9,537	9,618	9,752	9,895	9,961	9,914	9,863	9,846	9,741	692	6.9
Males.....		4,723	4,799	4,774	4,827	4,870	4,902	5,014	5,070	5,080	5,100	5,099	5,026	377	7.4
Females.....		4,546	4,579	4,670	4,710	4,748	4,850	4,881	4,891	4,834	4,763	4,747	4,715	345	7.1
Agricultural implements.....	30	322	327	330	333	333	328	325	325	326	319	323	319	14	4.2
Males.....		189	190	191	193	193	189	189	185	185	185	189	188	8	4.1
Females.....		133	137	139	140	140	139	136	140	141	134	134	131	10	7.1
Batteries, dry and storage.....	43	465	460	459	459	463	463	461	465	465	460	460	461	6	1.3
Males.....		234	232	230	232	233	239	237	236	238	235	236	237	9	3.8
Females.....		231	228	229	227	226	224	224	229	227	225	224	224	7	3.0
Brushes.....	17	78	79	80	83	78	78	104	104	79	74	72	73	32	(1)
Males.....		30	30	30	30	28	28	32	32	30	28	27	28	3	(1)
Females.....		48	49	50	53	50	50	76	72	49	46	45	45	31	(1)
Coke.....	7	96	95	94	94	95	87	85	83	86	88	87	90	13	(1)
Males.....		88	87	86	86	87	80	76	76	78	80	79	82	12	(1)
Females.....		8	8	8	8	8	7	9	7	8	8	8	8	2	(1)
Dairymen's, poulterers', and apiarists' supplies.....	5	127	129	128	127	127	127	128	127	134	135	142	147	20	13.6
Males.....		39	43	44	43	44	37	37	37	43	43	49	50	13	(1)
Females.....		88	86	84	84	83	90	91	90	91	92	93	97	14	(1)
Dentists' supplies.....	25	106	107	105	106	105	106	106	108	107	105	107	106	3	2.8
Males.....		31	30	30	30	31	31	32	32	32	33	33	31	3	(1)
Females.....		75	76	75	76	75	75	74	76	75	73	74	75	3	(1)
Electrical machinery, apparatus, and supplies.....	170	3,844	3,873	3,924	3,965	4,005	4,058	4,095	4,129	4,123	4,153	4,122	4,113	307	7.4
Males.....		2,047	2,067	2,064	2,091	2,115	2,146	2,202	2,235	2,240	2,274	2,271	2,255	227	10.0
Females.....		1,797	1,806	1,860	1,874	1,891	1,912	1,893	1,894	1,883	1,877	1,851	1,858	115	6.0
Fire extinguishers, chemical.....	5	121	126	126	125	127	127	127	127	123	114	117	117	13	10.2
Males.....		48	48	48	48	48	48	44	44	43	43	43	43	5	(1)
Females.....		73	78	78	77	79	79	83	83	79	71	74	74	12	(1)
Foundry supplies.....	7	71	71	72	75	76	76	78	73	75	77	76	77	7	(1)
Males.....		46	46	47	49	50	50	52	47	49	51	50	51	6	(1)
Females.....		25	25	25	26	26	26	26	26	26	26	26	26	1	(1)
Hand stamps, stencils, and brands.....	17	82	83	82	82	81	80	81	82	82	82	82	82	3	(1)
Males.....		37	37	37	38	39	39	40	40	40	40	40	40	3	(1)
Females.....		45	46	45	44	42	41	41	42	42	42	42	42	5	(1)

¹ Not computed owing to small number represented.

TABLE A.—Fluctuation in employment in industries other than mining and quarrying in Ohio, 1914 to 1929, by occupation group, industry, and sex—Continued

1929: BOOKKEEPERS, STENOGRAPHERS, AND OFFICE CLERKS—Continued

Industry and sex	Number of establishments reporting	Number employed on the 15th of each month												Variation from maximum	
		January	February	March	April	May	June	July	August	September	October	November	December	Number	Per cent
Manufactures—Continued.															
Miscellaneous manufactures—Contd.															
House-furnishing goods, miscellaneous	10	1,297	1,365	1,359	1,372	1,388	1,434	1,475	1,487	1,469	1,422	1,397	1,322	190	12.8
Males		897	933	907	903	901	924	963	978	978	943	914	846	132	13.5
Females		400	432	452	469	487	510	512	509	491	479	483	476	112	21.9
Ice, manufactured	128	218	215	213	232	246	283	304	302	276	246	231	225	91	29.9
Males		92	90	89	91	94	98	107	105	95	92	90	88	19	(1)
Females		126	125	124	141	152	185	197	197	181	154	141	137	73	37.1
Instruments, professional and scientific	16	86	86	86	89	89	88	70	70	68	68	70	67	22	(1)
Males		32	32	31	31	31	30	24	24	24	24	24	23	9	(1)
Females		54	54	55	58	58	58	46	46	44	44	46	44	14	(1)
Models and patterns, other than paper	91	63	63	68	67	67	70	69	69	70	68	68	68	7	(1)
Males		25	25	26	27	28	29	27	28	30	28	27	27	5	(1)
Females		38	38	42	40	39	41	42	41	40	40	41	41	4	(1)
Optical goods	40	152	152	154	155	149	153	156	158	156	159	155	154	10	6.3
Males		56	56	58	58	55	54	56	57	55	56	56	56	4	(1)
Females		96	96	96	97	94	99	100	101	101	103	99	98	9	8.7
Pens, fountain, stylographic, and gold	4	66	65	66	65	66	67	64	65	67	70	70	68	6	(1)
Males		16	17	17	17	17	16	16	16	17	17	17	17	1	(1)
Females		50	48	49	48	49	50	48	49	50	53	53	51	5	(1)
Pianos, organs, and materials	11	94	93	89	88	89	81	81	81	79	80	87	87	15	(1)
Males		63	64	61	58	60	55	55	54	53	59	58	58	11	(1)
Females		31	29	28	30	29	26	26	25	25	27	28	29	6	(1)
Radios and parts	21	467	461	465	456	466	465	489	503	529	545	579	563	123	21.2
Males		210	217	217	229	244	234	248	254	256	275	295	308	98	31.8
Females		257	244	248	227	222	231	241	249	273	270	284	255	62	21.8
Roofing materials	11	211	211	211	211	211	215	215	216	215	213	213	212	5	2.3
Males		108	108	108	108	108	110	110	111	111	111	111	111	4	3.6
Females		103	103	103	103	103	105	105	105	104	102	101	101	4	3.8
Signs and advertising novelties	84	382	386	390	387	393	391	400	413	416	429	435	441	59	13.4
Males		117	119	123	122	130	129	134	139	143	149	147	148	32	21.5
Females		265	267	267	265	263	262	266	274	273	280	288	293	31	10.6
Soda-water apparatus	4	62	65	69	71	71	75	76	77	82	90	92	92	30	(1)
Males		44	46	48	48	48	49	49	49	54	60	62	62	18	(1)
Females		18	19	21	23	23	26	27	28	28	30	30	30	12	(1)

PART 2.—GENERAL TABLE

Sporting and athletic goods.....	15	189	193	196	207	206	213	214	209	203	199	195	194	25	11.7
Males.....		62	64	63	67	65	68	66	67	65	67	66	66	6	(1)
Females.....		127	129	133	140	141	145	148	142	138	132	129	128	21	14.2
Surgical appliances and artificial limbs.....	9	62	60	61	61	65	62	61	60	53	52	49	51	10	(1)
Males.....		19	19	20	21	20	19	19	18	16	16	17	17	5	(1)
Females.....		43	41	41	40	45	43	42	42	37	36	32	34	13	(1)
Toys and games.....	34	180	183	186	186	183	184	184	182	185	184	185	180	6	3.2
Males.....		57	60	60	62	60	59	59	59	58	58	57	56	6	(1)
Females.....		123	123	126	124	123	125	125	123	127	126	128	124	6	3.9
Washing machines and clothes wringers.....	15	51	53	53	56	58	56	58	57	58	57	55	54	7	(1)
Males.....		16	17	17	19	19	18	19	19	19	20	20	19	4	(1)
Females.....		35	36	36	37	39	38	39	38	39	37	35	35	4	(1)
Miscellaneous manufactures, n. o. c.....	140	377	377	378	385	384	385	389	389	388	376	377	378	13	3.3
Males.....		120	121	122	126	123	122	125	125	126	120	119	119	7	5.6
Females.....		257	256	256	259	261	263	264	263	262	256	258	259	8	3.0
Service.....	9,335	42,849	43,097	43,338	43,696	44,188	44,610	44,995	45,289	45,293	45,006	45,097	45,068	2,440	5.4
Males.....		19,766	19,856	19,922	19,975	20,265	20,473	20,632	20,879	20,815	20,753	20,792	20,772	1,113	5.3
Females.....		23,083	23,241	23,416	23,721	23,923	24,137	24,363	24,410	24,418	24,250	24,315	24,316	1,335	5.5
Advertising.....	58	250	260	297	274	289	306	306	309	338	329	336	291	88	26.0
Males.....		99	121	124	104	127	134	130	125	128	129	122	118	35	28.1
Females.....		151	139	173	170	162	172	176	184	210	200	214	173	75	35.0
Banks.....	908	13,893	13,858	13,911	13,981	14,045	14,202	14,394	14,442	14,321	14,220	14,294	14,281	584	4.0
Males.....		7,728	7,713	7,748	7,774	7,786	7,872	7,986	8,020	7,960	7,910	7,939	7,894	307	3.3
Females.....		6,165	6,145	6,163	6,207	6,259	6,330	6,408	6,422	6,361	6,310	6,345	6,387	277	4.3
Bowling alleys and parks.....	217	84	91	112	116	176	241	261	271	198	97	88	87	187	69.0
Males.....		56	62	63	65	97	98	107	107	85	60	58	58	51	47.7
Females.....		28	29	31	47	79	143	154	164	113	37	30	29	136	82.9
Churches.....	78	130	129	131	131	129	131	124	124	129	129	128	127	7	5.3
Males.....		35	35	35	35	36	36	32	32	35	36	36	36	4	(1)
Females.....		95	94	96	96	93	95	92	92	94	93	92	91	5	(1)
Clubs, athletic, country, and yacht.....	194	156	156	160	171	179	190	196	195	191	183	170	164	40	30.4
Males.....		82	84	84	87	88	85	102	85	88	89	85	20	19.6	(1)
Females.....		74	72	76	84	91	105	94	93	96	95	81	79	23	(1)
Garages, including auto body repair.....	1,921	2,631	2,669	2,702	2,785	2,833	2,865	2,920	2,919	2,903	2,824	2,767	2,711	289	9.9
Males.....		1,243	1,251	1,263	1,283	1,304	1,311	1,332	1,333	1,336	1,320	1,309	1,291	93	7.0
Females.....		1,388	1,418	1,439	1,492	1,529	1,554	1,588	1,586	1,567	1,504	1,458	1,420	200	12.6
Hospitals.....	189	878	875	874	877	863	895	932	936	934	931	931	925	62	6.6
Males.....		117	119	119	118	120	123	128	128	132	130	130	128	15	11.4
Females.....		761	757	755	759	743	772	804	808	802	801	801	797	53	6.8
Hotels.....	404	1,379	1,379	1,376	1,379	1,389	1,401	1,407	1,415	1,417	1,422	1,464	1,466	90	6.1
Males.....		705	704	703	702	704	706	709	720	718	720	741	744	42	5.6
Females.....		674	675	673	677	685	695	698	695	699	702	723	722	50	6.9
Laundries, dry cleaners, and renovators.....	526	972	982	1,006	1,029	1,041	1,033	1,037	1,031	1,032	1,043	1,032	1,018	71	6.8
Males.....		108	113	116	112	117	121	113	113	111	114	115	112	13	10.7
Females.....		864	869	890	917	924	912	924	918	921	929	917	906	65	7.0

1 Not computed owing to small number represented.

TABLE A.—Fluctuation in employment in industries other than mining and quarrying in Ohio, 1914 to 1929, by occupation group, industry, and sex—Continued

1929: BOOKKEEPERS, STENOGRAPHERS, AND OFFICE CLERKS—Continued

Industry and sex	Number of establishments reporting	Number employed on the 15th of each month												Variation from maximum	
		January	February	March	April	May	June	July	August	September	October	November	December	Number	Per cent
Service—Continued.															
Mausoleums and cemeteries.....	48	55	55	56	57	61	60	60	58	56	57	54	54	7	(1)
Males.....		21	21	21	21	21	21	21	20	19	19	18	18	3	(1)
Females.....		34	34	35	36	40	39	39	38	37	38	36	36	6	(1)
Offices.....	1,826	19,662	19,844	19,930	20,066	20,349	20,511	20,718	20,951	20,921	20,893	20,950	21,109	1,447	6.9
Males.....		8,855	8,904	8,909	8,936	9,131	9,252	9,321	9,516	9,494	9,506	9,514	9,572	717	7.5
Females.....		10,807	10,940	11,021	11,160	11,218	11,259	11,397	11,435	11,427	11,387	11,436	11,537	730	6.3
Office buildings, including window cleaning.....	502	355	357	360	365	371	367	376	374	391	393	388	386	38	9.7
Males.....		105	105	106	109	112	108	111	111	114	114	110	107	9	7.9
Females.....		250	252	254	256	259	259	265	263	277	279	278	279	29	10.4
Restaurants.....	1,207	306	311	311	312	320	322	322	326	325	328	326	325	22	6.7
Males.....		95	96	96	96	97	95	93	95	96	95	94	95	4	(1)
Females.....		211	215	215	216	223	227	229	231	229	233	232	230	22	9.4
Schools and colleges.....	130	645	661	651	652	655	647	536	531	627	663	685	666	154	22.5
Males.....		135	140	141	139	139	136	107	109	133	143	145	139	41	27.7
Females.....		510	521	510	513	516	511	429	422	494	535	540	527	118	21.9
Social agencies.....	133	576	580	581	588	574	554	542	537	559	571	601	604	67	11.1
Males.....		61	61	61	60	59	49	46	46	48	49	56	59	15	(1)
Females.....		515	519	520	526	515	505	496	491	511	522	545	545	54	9.9
Theaters.....	291	309	310	309	301	287	283	271	276	275	286	282	282	39	12.6
Males.....		110	112	112	108	98	96	91	96	93	98	94	96	21	18.8
Females.....		199	198	197	193	189	187	180	180	182	188	188	186	19	9.5
Undertakers.....	98	51	51	51	51	51	50	49	48	48	48	48	48	3	(1)
Males.....		19	19	19	19	19	19	19	19	19	19	19	19		
Females.....		32	32	32	32	32	31	30	29	29	29	29	29	3	(1)
Y. M. C. A. and Y. W. C. A.....	47	325	329	337	329	330	327	312	312	327	332	323	344	32	9.3
Males.....		151	154	156	151	152	146	130	132	144	146	136	141	26	16.7
Females.....		174	175	181	178	178	181	182	180	183	186	187	203	29	14.3
Service, n. o. c.....	556	192	200	201	208	216	225	232	234	241	237	240	250	58	23.2
Males.....		41	44	46	46	53	55	54	55	55	55	57	60	19	(1)
Females.....		151	156	155	162	163	170	178	179	186	182	183	190	39	20.5
Trade, retail and wholesale.....	9,524	24,392	24,294	24,415	24,738	24,725	24,618	24,921	25,044	25,294	25,452	25,685	26,097	1,803	6.9
Males.....		7,963	7,937	8,026	8,119	8,117	8,137	8,228	8,287	8,307	8,333	8,314	8,314	396	4.8
Females.....		16,429	16,357	16,389	16,619	16,608	16,481	16,693	16,757	16,987	17,119	17,371	17,783	1,426	8.0

Retail delivery, milk, ice, and water.....	137	204	206	208	214	219	222	228	227	225	222	221	220	24	10.5
Males.....		81	85	86	88	87	88	91	91	88	87	88	88		(1)
Females.....		121	121	122	126	132	134	137	137	137	135	133	132	16	11.7
Stores, retail and wholesale.....	8,061	22,300	22,110	22,320	22,626	22,616	22,496	22,772	22,888	23,133	23,290	23,530	23,944	1,834	7.7
Males.....		6,929	6,899	6,985	7,075	7,077	7,086	7,175	7,229	7,258	7,280	7,266	7,266	1,381	5.2
Females.....		15,371	15,211	15,335	15,551	15,539	15,410	15,597	15,659	15,875	16,010	16,264	16,678	1,467	8.8
Yards, lumber, coal, and scrap.....	1,326	1,888	1,978	1,887	1,898	1,890	1,900	1,921	1,929	1,936	1,940	1,934	1,933	1,461	9.1
Males.....		953	953	955	956	953	963	962	967	961	966	960	960	14	1.4
Females.....		935	1,025	932	942	937	937	959	962	975	974	974	973	93	9.1
Transportation and public utilities.....	1,674	13,444	13,656	13,823	14,121	14,250	14,506	14,629	14,726	14,760	14,548	14,623	14,483	1,316	8.9
Males.....		7,266	7,314	7,439	7,577	7,604	7,658	7,738	7,870	7,849	7,778	7,732	7,751	604	7.7
Females.....		6,178	6,342	6,384	6,544	6,646	6,848	6,891	6,856	6,911	6,770	6,891	6,732	733	10.6
Drayage and storage, including livery stables and teaming.....	842	1,907	1,927	1,920	1,933	1,942	1,949	1,941	1,962	1,950	1,970	1,980	1,993	86	4.3
Males.....		1,253	1,265	1,254	1,258	1,264	1,263	1,254	1,269	1,262	1,277	1,291	1,299	46	3.5
Females.....		654	662	666	675	678	686	687	693	688	693	689	694	40	5.8
Electric light and power.....	112	3,566	3,588	3,652	3,686	3,702	3,818	3,872	3,917	3,854	3,825	3,832	3,853	351	9.0
Males.....		2,011	2,038	2,047	2,056	2,060	2,087	2,113	2,141	2,125	2,109	2,096	2,104	130	6.1
Females.....		1,555	1,550	1,605	1,630	1,642	1,731	1,759	1,776	1,729	1,716	1,736	1,749	226	12.7
Electric railroads.....	38	950	949	948	950	948	951	985	996	1,007	1,018	1,035	1,050	102	9.7
Males.....		585	581	581	587	584	588	618	621	634	641	660	665	84	12.6
Females.....		365	368	367	363	364	363	367	375	373	377	375	385	22	5.7
Natural gas.....	35	1,363	1,409	1,394	1,416	1,439	1,457	1,503	1,520	1,580	1,515	1,446	1,415	217	13.7
Males.....		892	883	902	899	904	913	956	967	968	990	847	866	121	12.5
Females.....		471	526	492	517	535	544	547	553	612	585	599	549	141	23.0
Pipe lines (petroleum).....	11	104	104	103	104	112	115	115	116	115	111	110	110	13	11.2
Males.....		96	96	95	96	104	107	107	108	107	103	102	102	13	12.0
Females.....		8	8	8	8	8	8	8	8	8	8	8	8		
Stockyards.....	31	61	61	61	59	50	60	61	62	62	61	61	61	3	(1)
Males.....		45	45	44	43	43	43	43	43	43	43	43	43	2	(1)
Females.....		16	16	17	16	17	18	19	19	19	18	18	18	3	(1)
Taxicab and bus service.....	155	259	258	254	247	266	270	265	274	279	273	279	271	32	11.5
Males.....		150	142	140	136	147	152	146	150	152	145	146	147	16	10.5
Females.....		109	116	114	111	119	118	119	124	127	128	133	124	24	18.0
Telegraph and telephone, including messenger service.....	373	5,025	5,157	5,281	5,480	5,504	5,590	5,579	5,584	5,608	5,483	5,596	5,492	583	10.4
Males.....		2,090	2,123	2,230	2,337	2,312	2,309	2,298	2,363	2,352	2,332	2,358	2,369	279	11.8
Females.....		2,935	3,034	3,051	3,143	3,192	3,281	3,281	3,221	3,256	3,151	3,238	3,123	346	10.5
Transportation by water, including stevedoring.....	32	107	104	105	137	158	170	174	175	161	155	150	112	71	40.6
Males.....		86	85	85	103	117	123	125	126	118	115	111	85	41	32.5
Females.....		21	19	20	34	41	47	49	49	43	40	39	27	30	(1)
Transportation and public utilities, n. o. c.....	45	102	99	105	109	120	126	134	140	144	137	134	126	45	31.3
Males.....		58	56	61	62	69	73	78	82	88	83	78	71	32	(1)
Females.....		44	43	44	47	51	53	56	58	56	54	56	55	15	(1)
Industries, n. o. c.....	21	31	31	31	32	32	32	31	31	31	32	31	31	1	(1)
Males.....		19	19	19	19	18	18	17	17	17	17	18	18	2	(1)
Females.....		12	12	12	13	14	14	14	14	14	14	13	13	2	(1)

¹ Not computed owing to small number represented.

TABLE A.—Fluctuation in employment in industries other than mining and quarrying in Ohio, 1914 to 1929, by occupation group, industry, and sex—Continued
1929: SALESPeOPLE (NOT TRAVELING)

Industry and sex	Number of establishments reporting	Number employed on the 15th of each month												Variation from maximum	
		January	February	March	April	May	June	July	August	September	October	November	December	Number	Per cent
ALL INDUSTRIES	42,216	79,556	79,720	83,032	84,779	85,812	86,699	85,330	85,135	87,654	90,065	90,776	101,861	22,305	21.9
Males.....		48,489	48,797	50,013	51,057	51,737	52,248	52,415	52,617	53,375	53,773	53,792	54,724	6,235	11.4
Females.....		31,067	30,923	33,019	33,722	34,075	34,441	32,915	32,518	34,279	36,292	36,984	47,137	16,214	34.4
Agriculture	1,444	89	89	94	98	103	96	88	88	88	89	98	96	15	11.6
Males.....		54	53	57	59	61	59	54	54	55	55	60	58	8	()
Females.....		35	36	37	39	42	37	34	34	33	34	36	38	9	()
Agriculture, n. o. c.	1,444	89	89	94	98	103	96	88	88	88	89	96	96	15	()
Males.....		54	53	57	59	61	59	54	54	55	55	60	58	8	()
Females.....		35	36	37	39	42	37	34	34	33	34	36	38	9	()
Construction	10,183	1,005	1,038	1,076	1,114	1,128	1,133	1,151	1,194	1,183	1,163	1,127	1,089	189	15.8
Males.....		956	990	1,024	1,058	1,072	1,080	1,102	1,137	1,127	1,104	1,067	1,034	181	15.9
Females.....		49	48	52	56	56	53	49	57	56	59	60	55	12	()
Electrical contracting	456	173	173	173	175	171	166	168	169	173	173	172	173	12	6.7
Males.....		165	165	166	168	164	159	161	160	166	166	164	170	11	6.5
Females.....		8	8	7	7	7	7	7	9	7	7	8	8	2	()
General contracting	3,538	223	232	244	239	246	254	268	280	290	280	280	263	67	23.1
Males.....		220	228	241	235	242	250	263	273	280	269	269	253	60	21.4
Females.....		3	4	3	4	4	4	5	10	11	11	11	8	8	()
Painting and decorating	990	89	91	98	103	105	102	95	96	95	95	95	92	16	15.2
Males.....		63	66	69	70	71	70	68	67	67	67	67	65	3	()
Females.....		26	25	29	33	34	32	27	29	28	28	28	27	9	()
Plumbing and steam fitting	842	110	110	102	102	100	103	102	107	109	109	113	103	13	14.5
Males.....		107	108	100	100	98	101	100	104	107	107	110	103	12	10.9
Females.....		3	2	2	2	2	2	2	3	2	2	3	3	1	()
Sheet-metal work and roofing	515	105	110	114	122	124	123	125	126	120	124	121	114	21	16.7
Males.....		102	107	111	119	121	120	122	123	117	121	118	111	21	17.1
Females.....		3	3	3	3	3	3	3	3	3	3	3	3		
Street, road, and sewer contracting	1,161	62	63	62	68	64	68	68	70	73	72	58	53	20	()
Males.....		58	59	57	64	60	64	65	66	68	66	52	49	19	()
Females.....		4	4	5	4	4	4	3	4	5	6	6	4	3	()
Ventilating and heating	141	177	192	213	231	245	247	251	270	249	237	214	208	93	34.4
Males.....		177	192	213	231	245	247	250	269	249	236	214	207	92	34.2
Females.....								1	1	1	1	1	1	1	()

Construction, n. o. c.	2,540	66	67	70	74	73	70	74	76	74	73	74	75	10	(1)
Males		64	65	67	71	71	69	73	75	73	72	73	74	11	(1)
Females		2	2	3	3	2	1	1	1	1	1	1	1	2	(1)
Manufactures	10,035	8,916	9,012	9,112	9,148	9,207	9,377	9,447	9,425	9,496	9,498	9,458	9,529	613	6.4
Males		7,307	7,413	7,478	7,514	7,583	7,724	7,770	7,756	7,774	7,788	7,760	7,783	476	6.1
Females		1,609	1,599	1,634	1,634	1,624	1,653	1,677	1,669	1,722	1,730	1,698	1,746	147	8.4
Chemicals and allied products	457	283	292	290	295	305	304	312	312	313	305	306	309	30	9.6
Males		259	268	261	263	270	271	269	276	277	270	279	280	21	7.5
Females		24	24	29	32	35	33	35	36	36	35	27	29	12	(1)
Paint and varnish	100	83	85	91	100	105	102	104	108	109	107	100	105	26	23.9
Males		68	70	71	77	79	78	78	81	82	82	82	85	17	(1)
Females		15	15	20	23	26	24	26	27	27	25	18	20	12	(1)
Petroleum refining	29	109	116	110	109	113	115	112	118	116	108	118	114	10	8.5
Males		109	116	110	109	113	115	112	118	116	108	118	114	10	8.5
Chemicals and allied products, n. o. c.	323	91	91	89	86	87	87	88	88	88	90	88	90	5	(1)
Males		82	82	80	77	78	78	79	77	79	80	79	81	5	(1)
Females		9	9	9	9	9	9	9	9	9	10	9	9	1	(1)
Food and kindred products	1,636	4,541	4,587	4,661	4,668	4,719	4,892	4,983	4,914	4,992	4,997	4,983	4,969	456	9.1
Males		3,440	3,487	3,538	3,542	3,602	3,748	3,805	3,749	3,774	3,778	3,752	3,767	365	9.6
Females		1,101	1,100	1,123	1,126	1,117	1,144	1,178	1,165	1,218	1,219	1,181	1,202	119	9.8
Bakery products	563	2,675	2,707	2,767	2,787	2,831	2,970	3,004	2,930	2,987	3,007	2,975	2,987	332	11.0
Males		2,102	2,128	2,176	2,187	2,235	2,354	2,376	2,305	2,336	2,349	2,323	2,324	274	11.5
Females		573	579	591	600	596	616	628	625	644	658	658	663	90	13.6
Confectionery	114	510	495	513	498	492	496	543	539	562	559	524	539	70	12.5
Males		93	89	94	86	92	94	121	120	119	117	108	110	35	28.9
Females		417	406	419	412	400	402	422	419	443	442	416	429	43	9.3
Dairy products and ice cream	349	759	781	777	786	796	830	837	836	835	801	796	796	78	9.3
Males		657	674	672	680	684	713	718	724	714	696	697	695	67	17.2
Females		102	107	105	106	112	117	119	112	122	110	104	101	21	(1)
Flour-mill and grist-mill products	236	48	48	51	50	52	51	52	52	53	53	53	52	5	(1)
Males		48	48	51	50	52	51	52	52	53	53	53	52	5	(1)
Slaughtering and meat packing	165	480	485	484	478	477	475	476	486	490	502	510	526	51	9.6
Males		473	479	478	472	471	469	470	480	484	495	508	519	50	9.6
Females		7	6	6	6	6	6	6	6	6	7	7	7	1	(1)
Food and kindred products, n. o. c.	209	69	69	69	69	71	70	71	71	71	70	70	69	2	(1)
Males		67	69	67	67	68	67	68	68	68	68	68	67	2	(1)
Females		2	2	2	2	3	3	3	3	3	3	2	2	1	(1)
Iron and steel and their products	1,773	637	638	629	624	621	619	628	630	633	633	634	630	19	3.0
Males		610	610	601	597	594	592	601	603	606	608	609	605	18	3.0
Females		27	28	28	27	27	27	27	27	27	25	25	25	3	(1)
Foundry and machine-shop products	1,203	309	309	303	303	306	301	306	306	307	307	304	302	8	1.6
Males		294	294	288	289	292	287	292	292	293	295	292	290	8	1.6
Females		15	15	15	14	14	14	14	14	14	12	12	12	3	(1)
Steel works and rolling mills	69	82	85	83	83	83	84	89	89	91	91	93	92	11	(1)
Males		74	76	74	74	74	75	80	80	82	82	84	83	10	(1)
Females		5	9	9	9	9	9	9	9	9	9	9	9	1	(1)
Stoves and furnaces	85	84	84	83	84	79	77	77	78	77	77	78	77	7	(1)
Males		84	84	83	84	79	77	77	78	77	77	78	77	7	(1)

1 Not computed owing to small number represented.

1923: SALESPeOPLE (NOT TRAVELING)

581

TABLE A.—Fluctuation in employment in industries other than mining and quarrying in Ohio, 1914 to 1929, by occupation group, industry, and sex—Continued

1929: SALESPeOPLE (NOT TRAVELING)—Continued

Industry and sex	Number of establishments reporting	Number employed on the 15th of each month												Variation from maximum	
		January	February	March	April	May	June	July	August	September	October	November	December	Number	Per cent
Manufactures—Continued.															
Iron and steel and their products—Con.															
n. o. c.	412	162	160	160	154	153	157	156	157	158	158	159	159	9	5.6
Males	158	156	156	156	150	149	153	152	153	154	154	155	155	9	5.7
Females	4	4	4	4	4	4	4	4	4	4	4	4	4		
Leather and its products	126	60	59	64	59	58	61	63	68	62	62	61	99	41	(1)
Males	47	49	53	47	47	44	49	56	52	52	50	59	15	15	(1)
Females	13	10	11	12	11	17	14	12	10	10	11	40	30	30	(1)
Liquor and beverages	164	142	139	147	162	171	179	188	194	177	157	148	152	55	28.4
Males	138	135	143	153	163	171	176	182	170	150	144	149	147	47	25.8
Females	4	4	4	4	8	8	12	12	7	7	4	3	9	9	(1)
Mineral waters and beverages	151	139	136	144	159	168	176	185	191	174	154	145	149	55	28.8
Males	135	132	140	155	160	168	173	179	167	147	141	146	147	47	26.3
Females	4	4	4	4	8	8	12	12	7	7	4	3	9	9	(1)
Liquors and beverages, n. o. c.	13	3	3	3	3	3	3	3	3	3	3	3	3	0	(1)
Males	3	3	3	3	3	3	3	3	3	3	3	3	3	0	(1)
Lumber and its products	1,231	337	335	340	343	343	341	349	348	352	345	351	347	17	4.8
Males	327	324	329	331	331	329	336	335	338	331	333	330	330	14	4.1
Females	10	11	11	12	12	12	13	13	14	14	18	17	8	8	(1)
Furniture, including upholstering	170	65	66	71	69	69	70	72	71	72	73	77	76	12	(1)
Males	58	59	64	63	63	64	65	64	64	65	65	65	7	7	(1)
Females	7	7	7	6	6	6	7	7	8	8	12	11	6	6	(1)
Saw-mill and planing-mill products	828	230	229	229	234	232	230	236	235	235	227	229	225	11	4.7
Males	230	228	228	231	229	227	233	232	232	224	226	222	11	11	4.7
Females	1	1	1	3	3	3	3	3	3	3	3	3	3	3	(1)
Lumber and its products, n. o. c.	233	42	40	40	40	42	41	41	42	45	45	46	46	6	(1)
Males	39	37	37	37	39	38	38	38	39	42	42	42	43	6	(1)
Females	3	3	3	3	3	3	3	3	3	3	3	3	3	3	(1)
Metals and metal products, other than iron and steel	544	232	230	230	234	234	232	229	228	233	237	243	248	20	8.1
Males	199	201	201	204	205	203	201	200	200	205	200	215	216	17	7.9
Females	33	29	29	30	29	29	28	28	28	28	28	28	32	5	(1)

PART 2.—GENERAL TABLE

Brass, bronze, and aluminum products.....	147	75	75	75	76	77	78	76	75	75	77	77	77	3	(1)
Males.....		71	71	71	72	73	74	73	72	73	74	74	74	3	(1)
Females.....		4	4	4	4	4	4	3	3	3	3	3	3	1	(1)
Copper, tin, and sheet-iron products.....	218	58	59	59	61	61	58	58	59	63	65	68	66	10	(1)
Males.....		56	57	57	59	59	56	56	57	61	63	66	64	10	(1)
Females.....		2	2	2	2	2	2	2	2	2	2	2	2		(1)
Jewelry, including reducing and re- fining.....	35	60	56	56	57	56	56	56	56	56	56	57	64	8	(1)
Males.....		34	34	34	34	34	34	34	34	34	34	35	38	4	(1)
Females.....		26	22	22	23	22	22	22	22	22	22	22	26	4	(1)
Metals and metal products, other than iron and steel, n. o. c.....	144	39	40	40	40	40	40	39	38	39	40	41	41	3	(1)
Males.....		38	39	39	39	39	39	38	37	38	39	40	40	3	(1)
Females.....		1	1	1	1	1	1	1	1	1	1	1	1		(1)
Paper and printing.....	1,158	1,743	1,763	1,761	1,758	1,758	1,760	1,715	1,741	1,753	1,778	1,810	1,822	107	5.9
Males.....		1,471	1,494	1,488	1,491	1,492	1,494	1,456	1,484	1,497	1,511	1,533	1,544	88	5.7
Females.....		272	268	275	270	266	266	259	257	256	267	277	278	22	7.9
Photo-engraving.....	52	53	53	53	52	55	55	56	55	56	56	56	58	6	(1)
Males.....		53	53	53	52	55	55	56	55	56	56	56	58	6	(1)
Females.....															(1)
Printing and publishing.....	861	1,551	1,567	1,574	1,572	1,567	1,568	1,518	1,545	1,554	1,579	1,609	1,615	97	6.0
Males.....		1,307	1,327	1,328	1,331	1,328	1,329	1,286	1,315	1,326	1,340	1,361	1,364	78	5.7
Females.....		244	240	246	241	239	239	232	230	228	239	248	251	23	9.2
Paper and printing, n. o. c.....	245	139	142	136	137	136	137	141	141	143	143	145	149	13	8.7
Males.....		111	114	107	108	109	110	114	114	115	115	116	122	15	12.3
Females.....		28	28	29	29	27	27	27	27	28	28	29	27	2	(1)
Stone, clay, and glass products.....	770	169	175	175	184	182	180	178	175	172	172	169	161	23	12.5
Males.....		156	162	163	172	170	167	165	162	160	160	156	148	24	14.0
Females.....		13	13	12	12	12	13	13	13	12	12	13	13	1	(1)
Brick and tile, clay.....	190	63	63	64	65	67	67	67	67	67	67	61	60	7	(1)
Males.....		63	63	64	65	67	67	67	67	67	67	61	60	7	(1)
Females.....															(1)
Stone, clay, and glass products, n. o. c.....	580	106	112	111	119	115	113	111	108	105	105	108	101	18	15.1
Males.....		93	99	99	107	103	100	98	95	93	93	95	88	19	17.8
Females.....		13	13	12	12	13	13	13	13	12	12	13	13	1	(1)
Textiles.....	647	223	230	245	251	247	241	234	233	228	231	232	229	28	11.2
Males.....		193	198	211	216	214	209	206	203	195	198	200	199	23	10.6
Females.....		30	32	34	35	33	32	28	30	33	33	32	30	7	(1)
Awnings, tents, and sails, including auto fabrics.....	53	50	52	58	61	62	60	59	54	51	54	55	56	12	(1)
Males.....		50	52	58	61	62	60	59	54	51	54	55	56	12	(1)
Females.....															(1)
Clothing, men's, including shirts and coat pads.....	153	52	53	56	58	55	52	51	51	51	52	54	52	7	(1)
Males.....		51	52	55	57	54	51	50	50	50	51	53	51	7	(1)
Females.....		1	1	1	1	1	1	1	1	1	1	1	1		(1)
Textiles, n. o. c.....	441	121	125	131	132	130	129	124	128	126	125	123	121	11	8.3
Males.....		92	94	98	98	98	98	97	99	94	93	92	92	7	(1)
Females.....		29	31	33	34	32	31	27	29	32	32	31	29	7	(1)
Vehicles.....	304	116	119	118	117	121	122	122	124	124	125	116	115	10	8.0
Males.....		109	112	111	111	115	116	116	118	118	119	110	109	10	8.4
Females.....		7	7	7	6	6	6	6	6	6	6	6	6	1	(1)

1 Not computed owing to small number represented.

TABLE A.—Fluctuation in employment in industries other than mining and quarrying in Ohio, 1914 to 1929, by occupation group, industry, and sex—Continued

1929: SALESPeOPLE (NOT TRAVELING)—Continued

Industry and sex	Number of establishments reporting	Number employed on the 15th of each month												Variation from maximum	
		January	February	March	April	May	June	July	August	September	October	November	December	Number	Per cent
Manufactures—Continued.															
Vehicles—Continued.															
Automobiles and parts.....	219	94	95	93	93	94	96	96	97	95	96	95	94	4	()
Males.....		87	88	86	87	88	90	90	91	89	90	89	88	5	()
Females.....		7	7	7	6	6	6	6	6	6	6	6	6	1	()
Vehicles, n. o. c.....	85	22	24	25	24	27	26	25	27	29	29	29	21	21	8
Males.....		22	24	25	24	27	26	25	27	29	29	29	21	21	8
Miscellaneous manufactures.....	959	383	397	401	403	402	401	413	418	417	415	414	407	35	8.4
Males.....		319	334	339	342	342	341	353	353	347	346	343	341	34	9.6
Females.....		64	63	62	61	60	60	60	65	70	69	71	66	11	()
Electrical machinery, apparatus, and supplies.....	170	90	93	93	94	93	89	91	93	93	90	87	83	11	()
Males.....		79	81	81	82	82	78	79	80	80	79	76	74	8	()
Females.....		11	12	12	12	11	11	12	13	13	11	11	9	4	()
Optical goods.....	40	53	53	53	54	54	55	55	54	55	55	54	54	2	()
Males.....		48	48	48	49	49	50	50	49	50	50	49	49	2	()
Females.....		5	5	5	5	5	5	5	5	5	5	5	5	5	()
Signs and advertising novelties.....	84	37	50	53	55	53	52	65	64	63	60	62	62	28	()
Males.....		35	48	51	53	51	50	61	61	60	57	59	59	27	()
Females.....		2	2	2	2	2	2	3	3	3	3	3	3	1	()
Miscellaneous manufactures, n. o. c.....	203	201	202	200	202	205	202	207	207	206	210	211	208	11	5.2
Males.....		157	157	159	158	160	163	162	163	157	160	159	159	6	3.7
Females.....		46	44	43	42	42	40	44	44	49	50	52	49	12	()
Manufactures, n. o. c.....	264	50	49	49	47	46	45	41	40	40	41	41	41	10	()
Males.....		39	39	40	40	38	39	37	35	35	36	36	36	5	()
Females.....		11	10	9	7	8	6	4	5	5	5	5	5	7	()
Service	9,335	7,218	7,477	7,825	8,072	8,243	8,275	8,303	8,186	8,132	7,973	7,797	7,660	1,085	13.1
Males.....		6,704	6,965	7,298	7,525	7,681	7,711	7,727	7,612	7,544	7,368	7,195	7,058	1,023	13.3
Females.....		514	512	527	547	562	564	576	574	588	605	602	602	93	15.4
Gargues, including auto-body repair.....	1,921	3,798	4,012	4,232	4,418	4,506	4,548	4,593	4,499	4,428	4,248	4,106	3,989	795	17.3
Males.....		3,798	4,011	4,231	4,417	4,505	4,548	4,592	4,498	4,428	4,247	4,105	3,988	794	17.3
Females.....		1	1	1	1	1	1	1	1	1	1	1	1	1	()
Hotels.....	406	134	133	133	134	137	140	142	142	140	140	155	153	22	14.2
Males.....		59	60	60	61	62	63	66	65	64	63	76	74	17	()
Females.....		75	73	73	73	75	77	76	77	76	77	79	79	6	()

Laundries, dry cleaners, and renovators	526	314	314	326	332	333	344	336	335	348	350	350	345	36	10.3	
Males	272	273	280	284	284	286	276	276	276	287	277	275	271	16	5.6	
Females	42	41	46	48	49	58	60	59	59	61	73	75	74	34	(1)	
Offices	1,826	2,303	2,352	2,450	2,486	2,544	2,512	2,522	2,494	2,484	2,509	2,471	2,463	241	9.5	
Males	2,219	2,268	2,359	2,450	2,486	2,420	2,401	2,408	2,387	2,382	2,401	2,375	2,364	201	8.3	
Females	84	84	91	106	124	111	111	114	107	102	108	96	99	40	(1)	
Restaurants	1,207	346	345	347	364	364	364	356	362	375	377	368	360	32	8.5	
Males	161	162	164	175	176	173	157	157	154	156	148	146	146	30	17.0	
Females	185	183	183	189	189	191	199	205	221	221	221	220	214	38	17.2	
Social agencies	133	73	77	76	75	72	62	59	56	65	69	74	74	21	(1)	
Males	15	15	15	15	14	11	11	11	10	15	14	14	15	6	(1)	
Females	58	61	61	60	58	51	48	46	50	55	60	59	59	15	(1)	
Service, n. o. c.	3,316	250	244	261	263	287	305	295	298	291	280	273	276	61	20.0	
Males	180	175	189	193	220	229	217	219	214	210	202	200	54	54	23.6	
Females	70	69	72	70	67	76	78	79	77	70	71	76	12	(1)	(1)	
Trade, retail and wholesale	9,524	61,377	61,150	63,944	65,382	66,172	66,846	65,381	65,270	67,777	70,330	71,276	82,459	21,300	25.8	
Males	32,574	32,481	33,241	33,985	34,443	34,774	34,865	35,149	35,953	36,523	36,751	37,829	5,348	14.1	(1)	
Females	28,803	28,669	30,703	31,387	31,729	32,072	30,516	30,121	31,824	33,807	34,525	44,630	15,961	35.8	(1)	
Retail delivery, milk, ice, and water	137	53	53	55	55	56	56	65	68	66	64	63	15	(1)	(1)	
Males	49	49	51	51	51	52	52	58	61	60	57	57	6	3	(1)	
Females	4	4	4	4	4	4	4	7	7	6	7	6	3	(1)	(1)	
Stores, retail and wholesale	8,061	60,899	60,672	63,461	64,886	65,667	66,335	64,864	64,745	67,257	69,817	70,763	81,958	21,286	26.0	
Males	32,107	32,015	32,768	33,509	33,949	34,272	34,359	34,637	35,446	36,022	36,251	37,340	5,325	14.3	(1)	
Females	28,792	28,657	30,693	31,377	31,718	32,063	30,505	30,108	31,811	33,795	34,512	44,618	15,961	35.8	(1)	
Yards, lumber, coal, and scrap	1,326	425	425	428	441	449	455	461	460	452	447	449	438	36	7.8	
Males	418	417	422	435	442	450	454	454	446	441	443	432	37	8.1	(1)	
Females	7	8	6	6	7	5	7	6	6	6	6	6	3	(1)	(1)	
Transportation and public utilities	1,674	950	953	980	964	958	961	959	971	977	1,011	1,021	1,027	77	7.5	
Males	833	834	894	914	905	896	899	896	908	921	954	958	961	68	7.1	(1)
Females	57	59	66	59	62	62	63	63	56	57	57	63	66	10	(1)	(1)
Drayage and storage, including delivery stables and teaming	842	218	218	214	217	216	218	220	224	232	248	258	263	49	18.6	
Males	218	217	213	216	215	217	219	219	223	231	248	258	263	50	19.0	(1)
Females	1	1	1	1	1	1	1	1	1	1	1	1	1	(1)	(1)	(1)
Electric light and power	112	576	574	579	573	572	570	566	567	573	594	591	590	28	4.7	
Males	536	536	538	535	534	530	527	528	536	554	548	543	543	27	4.9	(1)
Females	40	38	41	38	38	40	39	39	37	40	43	47	47	10	(1)	(1)
Natural gas	35	117	120	144	132	126	129	122	125	118	118	118	118	27	18.8	
Males	100	101	121	113	104	109	101	104	101	102	99	100	100	22	18.2	(1)
Females	17	19	23	19	22	20	21	21	21	17	16	19	18	7	(1)	(1)
Transportation and public utilities, n. o. c.	685	39	41	43	42	44	44	51	55	54	51	54	56	17	(1)	
Males	39	40	42	41	43	43	43	49	53	53	50	53	55	16	(1)	
Females	1	1	1	1	1	1	1	2	2	1	1	1	1	2	(1)	(1)
Industries, n. o. c.	21	1	1	1	1	1	1	1	1	1	1	1	1	1	1	1
Males	1	1	1	1	1	1	1	1	1	1	1	1	1	1	1	1

¹ Not computed owing to small number represented.

LIST OF BULLETINS OF THE BUREAU OF LABOR STATISTICS

The following is a list of all bulletins of the Bureau of Labor Statistics published since July, 1912, except that in the case of bulletins giving the results of periodic surveys of the bureau only the latest bulletin on any one subject is here listed.

A complete list of the reports and bulletins issued prior to July, 1912, as well as the bulletins published since that date, will be furnished on application. Bulletins marked thus () are out of print.*

Conciliation and arbitration (including strikes and lockouts).

- *No. 124. Conciliation and arbitration in the building trades of Greater New York. [1913.]
- *No. 133. Report of the industrial council of the British Board of Trade on its inquiry into industrial agreements. [1913.]
- No. 139. Michigan copper district strike. [1914.]
- *No. 144. Industrial court of the cloak, suit, and skirt industry of New York City. [1914.]
- *No. 145. Conciliation, arbitration, and sanitation in the dress and waist industry of New York City. [1914.]
- *No. 191. Collective bargaining in the anthracite-coal industry. [1916.]
- *No. 198. Collective agreements in the men's clothing industry. [1916.]
- No. 233. Operation of the industrial disputes investigation act of Canada. [1918.]
- No. 255. Joint industrial councils in Great Britain. [1919.]
- No. 283. History of the Shipbuilding Labor Adjustment Board, 1917 to 1919.
- No. 287. National War Labor Board: History of its formation, activities, etc. [1921.]
- *No. 303. Use of Federal power in settlement of railway labor disputes. [1922.]
- *No. 341. Trade agreement in the silk-ribbon industry of New York City. [1923.]
- No. 402. Collective bargaining by actors. [1926.]
- No. 468. Trade agreements, 1927.
- No. 481. Joint industrial control in the book and job printing industry. [1928.]

Cooperation.

- No. 313. Consumers' cooperative societies in the United States in 1920.
- No. 314. Cooperative credit societies (credit unions) in America and in foreign countries. [1922.]
- No. 437. Cooperative movement in the United States in 1925 (other than agricultural).
- *No. 531. Consumers', credit, and productive cooperative societies, 1929.

Employment and unemployment.

- *No. 109. Statistics of unemployment and the work of employment offices in the United States. [1913.]
- *No. 172. Unemployment in New York City, N. Y. [1915.]
- *No. 183. Regularity of employment in the women's ready-to-wear garment industries. [1915.]
- *No. 195. Unemployment in the United States. [1916.]
- *No. 196. Proceedings of Employment Managers' Conference, held at Minneapolis, Minn., January 19 and 20, 1916.
- *No. 202. Proceedings of the conference of Employment Managers' Association of Boston, Mass., held May 10, 1916.
- *No. 206. The British system of labor exchanges. [1916.]
- *No. 227. Proceedings of Employment Managers' Conference, Philadelphia, Pa., April 2 and 3, 1917.
- *No. 235. Employment system of the Lake Carriers' Association. [1918.]
- *No. 241. Public employment offices in the United States. [1918.]
- *No. 247. Proceedings of Employment Managers' Conference, Rochester, N. Y., May 9-11, 1918.
- *No. 310. Industrial unemployment: A statistical study of its extent and causes. [1922.]
- No. 409. Unemployment in Columbus, Ohio, 1921 to 1925.
- No. 520. Social and economic character of unemployment in Philadelphia, April, 1929.
- No. 542. Report of the Advisory Committee on Employment Statistics. [1931.]
- No. 544. Unemployment-benefit plans in the United States and unemployment insurance in foreign countries. [1931.]

Foreign labor laws.

- *No. 142. Administration of labor laws and factory inspection in certain European countries. [1914.]
- No. 494. Labor legislation of Uruguay. [1929.]
- No. 510. Labor legislation of Argentina. [1930.]
- No. 529. Workmen's compensation legislation of the Latin American countries. [1930.]
- No. 549. Labor legislation of Venezuela. [1931.]

Housing.

- *No. 158. Government aid to home owning and housing of working people in foreign countries. [1914.]
- No. 263. Housing by employers in the United States. [1920.]
- No. 295. Building operations in representative cities in 1920.
- No. 545. Building permits in the principal cities of the United States in [1921 to] 1930.

Industrial accidents and hygiene.

- *No. 104. Lead poisoning in potteries, tile works, and porcelain-enameled sanitary ware factories. [1912.]
- No. 120. Hygiene of painters' trade. [1913.]
- *No. 127. Dangers to workers from dusts and fumes, and methods of protection. [1913.]
- *No. 141. Lead poisoning in the smelting and refining of lead. [1914.]
- *No. 157. Industrial accident statistics. [1915.]
- *No. 165. Lead poisoning in the manufacture of storage batteries. [1914.]
- *No. 179. Industrial poisons used in the rubber industry. [1915.]
- *No. 188. Report of British departmental committee on the danger in the use of lead in the painting of buildings. [1916.]
- *No. 201. Report of the committee on statistics and compensation insurance cost of the International Association of Industrial Accident Boards and Commissions. [1916.]
- *No. 209. Hygiene of the printing trades. [1917.]
- *No. 219. Industrial poisons used or produced in the manufacture of explosives. [1917.]
- No. 221. Hours, fatigue, and health in British munition factories. [1917.]
- No. 230. Industrial efficiency and fatigue in British munition factories. [1917.]

Industrial accidents and hygiene—Continued.

- *No. 231. Mortality from respiratory diseases in dusty trades (inorganic dusts). [1918.]
- *No. 234. The safety movement in the iron and steel industry, 1907 to 1917.
- No. 236. Effects of the air hammer on the hands of stonecutters. [1918.]
- No. 249. Industrial health and efficiency. Final report of British Health of Munition Workers' Committee. [1919.]
- *No. 251. Preventable death in the cotton-manufacturing industry. [1919.]
- No. 256. Accidents and accident prevention in machine building. [1919.]
- No. 267. Anthrax as an occupational disease. [1923.]
- No. 276. Standardization of industrial accident statistics. [1920.]
- *No. 280. Industrial poisoning in making coal-tar dyes and dye intermediates. [1921.]
- *No. 291. Carbon-monoxide poisoning. [1921.]
- No. 293. The problem of dust phthisis in the granite-stone industry. [1922.]
- No. 298. Causes and prevention of accidents in the iron and steel industry, 1910-1919.
- No. 306. Occupation hazards and diagnostic signs: A guide to impairments to be looked for in hazardous occupations. [1922.]
- No. 392. Survey of hygienic conditions in the printing trades. [1925.]
- No. 405. Phosphorus necrosis in the manufacture of fireworks and in the preparation of phosphorus. [1928.]
- No. 427. Health survey of the printing trades, 1922 to 1925.
- No. 428. Proceedings of the Industrial Accident Prevention Conference, held at Washington, D. C., July 14-16, 1926.
- No. 460. A new test for industrial lead poisoning. [1928.]
- No. 466. Settlement for accidents to American seamen. [1928.]
- No. 488. Deaths from lead poisoning, 1925-1927.
- No. 490. Statistics of industrial accidents in the United States to the end of 1927.
- No. 507. Causes of death, by occupation. [1929.]

Industrial relations and labor conditions.

- No. 237. Industrial unrest in Great Britain. [1917.]
- No. 340. Chinese migrations, with special reference to labor conditions. [1923.]
- No. 349. Industrial relations in the West Coast lumber industry. [1923.]
- No. 361. Labor relations in the Fairmont (W. Va.) bituminous-coal field. [1924.]
- No. 380. Postwar labor conditions in Germany. [1925.]
- No. 383. Works council movement in Germany. [1925.]
- No. 384. Labor conditions in the shoe industry in Massachusetts, 1920-1924.
- No. 399. Labor relations in the lace and lace-curtain industries in the United States. [1925.]
- No. 534. Labor conditions in the Territory of Hawaii, 1929-1930.

Labor laws of the United States (including decisions of courts relating to labor).

- No. 211. Labor laws and their administration in the Pacific States. [1917.]
- No. 229. Wage-payment legislation in the United States. [1917.]
- No. 285. Minimum wage laws of the United States: Construction and operation. [1921.]
- No. 321. Labor laws that have been declared unconstitutional. [1922.]
- No. 322. Kansas Court of Industrial Relations. [1923.]
- No. 343. Laws providing for bureaus of labor statistics, etc. [1923.]
- No. 370. Labor laws of the United States with decisions of courts relating thereto. [1925.]
- No. 408. Laws relating to payment of wages. [1926.]
- No. 548. Decisions of courts and opinions affecting labor, 1929-1930.
- No. 552. Labor legislation, 1930.

Proceedings of annual conventions of the Association of Governmental Officials in Industry of the United States and Canada. (Name changed in 1928 from Association of Governmental Labor Officials of the United States and Canada.)

- *No. 266. Seventh, Seattle, Wash., July 12-15, 1920.
- No. 307. Eighth, New Orleans, La., May 2-6, 1921.
- *No. 323. Ninth, Harrisburg, Pa., May 22-26, 1922.
- *No. 352. Tenth, Richmond, Va., May 1-4, 1923.
- *No. 389. Eleventh, Chicago, Ill., May 19-23, 1924.
- *No. 411. Twelfth, Salt Lake City, Utah, August 13-15, 1925.
- *No. 429. Thirteenth, Columbus, Ohio, June 7-10, 1926.
- *No. 455. Fourteenth, Paterson, N. J., May 31 to June 3, 1927.
- *No. 480. Fifteenth, New Orleans, La., May 21-24, 1928.
- No. 508. Sixteenth, Toronto, Canada, June 4-7, 1929.
- No. 530. Seventeenth, Louisville, Ky., May 20-23, 1930.

Proceedings of annual meetings of the International Association of Industrial Accident Boards and Commissions.

- No. 210. Third, Columbus, Ohio, April 25-28, 1916.
- No. 248. Fourth, Boston, Mass., August 21-25, 1917.
- No. 264. Fifth, Madison, Wis., September 24-27, 1918.
- *No. 273. Sixth, Toronto, Canada, September 23-26, 1919.
- No. 281. Seventh, San Francisco, Calif., September 20-24, 1920.
- No. 304. Eighth, Chicago, Ill., September 19-23, 1921.
- No. 333. Ninth, Baltimore, Md., October 9-13, 1922.
- *No. 359. Tenth, St. Paul, Minn., September 24-26, 1923.
- No. 385. Eleventh, Halifax, Nova Scotia, August 26-28, 1924.
- No. 395. Index to proceedings, 1914-1924.
- No. 406. Twelfth, Salt Lake City, Utah, August 17-20, 1925.
- No. 432. Thirteenth, Hartford, Conn., September 14-17, 1926.
- *No. 456. Fourteenth, Atlanta, Ga., September 27-29, 1927.
- No. 485. Fifteenth, Paterson, N. J., September 11-14, 1928.
- No. 511. Sixteenth, Buffalo, N. Y., October 8-11, 1929.
- No. 536. Seventeenth, Wilmington, Del., September 22-26, 1930.

Proceedings of annual meetings of the International Association of Public Employment Services.

- No. 192. First, Chicago, December 19 and 20, 1913; second, Indianapolis, September 24 and 25, 1914; third, Detroit, July 1 and 2, 1915.
- *No. 220. Fourth, Buffalo, N. Y., July 20 and 21, 1916.
- No. 311. Ninth, Buffalo, N. Y., September 7-9, 1921.
- No. 337. Tenth, Washington, D. C., September 11-13, 1922.
- No. 355. Eleventh, Toronto, Canada, September 4-7, 1923.
- No. 400. Twelfth, Chicago, Ill., May 19-23, 1924.

Proceedings of annual meetings of the International Association of Public Employment Services—Con.

- No. 414. Thirteenth, Rochester, N. Y., September 15-17, 1925.
- No. 473. Fifteenth, Detroit, Mich., October 25-28, 1927.
- No. 501. Sixteenth, Cleveland, Ohio, September 18-21, 1928.
- No. 538. Seventeenth, Philadelphia, September 24-27, 1929; eighteenth, Toronto, Canada, September 9-12, 1930.

Productivity of labor.

- No. 356. Productivity costs in the common-brick industry. [1924.]
- No. 360. Time and labor costs in manufacturing 100 pairs of shoes, 1923.
- No. 407. Labor cost of production and wages and hours of labor in the paper box-board industry. [1926.]
- *No. 412. Wages, hours, and productivity in the pottery industry, 1925.
- No. 441. Productivity of labor in the glass industry. [1927.]
- No. 474. Productivity of labor in merchant blast furnaces. [1928.]
- No. 475. Productivity of labor in newspaper printing. [1929.]
- No. 550. Labor productivity in cargo handling and longshore labor condition. (In press.)

Retail prices and cost of living.

- *No. 121. Sugar prices, from refiner to consumer. [1913.]
- *No. 130. Wheat and flour prices, from farmer to consumer. [1913.]
- *No. 164. Butter prices, from producer to consumer. [1914.]
- No. 170. Foreign food prices as affected by the war. [1915.]
- No. 357. Cost of living in the United States. [1924.]
- No. 369. The use of cost-of-living figures in wage adjustments. [1925.]
- No. 495. Retail prices, 1890 to 1928.

Safety codes.

- *No. 331. Code of lighting: Factories, mills, and other work places.
- No. 336. Safety code for the protection of industrial workers in foundries.
- No. 350. Rules governing the approval of headlighting devices for motor vehicles.
- *No. 351. Safety code for the construction, care, and use of ladders.
- No. 375. Safety code for laundry machinery and operations.
- No. 382. Code of lighting school buildings.
- No. 410. Safety code for paper and pulp mills.
- *No. 430. Safety code for power presses and foot and hand presses.
- No. 433. Safety codes for the prevention of dust explosions.
- No. 447. Safety code for rubber mills and calenders.
- No. 451. Safety code for forging and hot-metal stamping.
- No. 463. Safety code for mechanical power-transmission apparatus—first revision.
- No. 509. Textile safety code.
- No. 512. Code for identification of gas-mask canisters.
- No. 519. Safety code for woodworking plants, as revised 1930.
- No. 527. Safety code for the use, care, and protection of abrasive wheels.

Vocational and workers' education.

- *No. 159. Short-unit courses for wage earners, and a factory school experiment. [1915.]
- *No. 162. Vocational education survey of Richmond, Va. [1915.]
- *No. 199. Vocational education survey of Minneapolis, Minn. [1917.]
- No. 271. Adult working-class education in Great Britain and the United States. [1920.]
- No. 459. Apprenticeship in building construction. [1928.]

Wages and hours of labor.

- *No. 146. Wages and regularity of employment and standardization of piece rates in the dress and waist industry of New York City. [1914.]
- *No. 147. Wages and regularity of employment in the cloak, suit, and skirt industry. [1914.]
- No. 161. Wages and hours of labor in the clothing and cigar industries, 1911 to 1913.
- No. 163. Wages and hours of labor in the building and repairing of steam railroad cars, 1907 to 1913.
- *No. 190. Wages and hours of labor in the cotton, woolen, and silk industries, 1907 to 1914.
- No. 204. Street-railway employment in the United States. [1917.]
- No. 218. Wages and hours of labor in the iron and steel industry, 1907 to 1915: With a glossary of occupations.
- No. 225. Wages and hours of labor in the lumber, millwork, and furniture industries, 1915.
- No. 265. Industrial survey in selected industries in the United States, 1919.
- No. 297. Wages and hours of labor in the petroleum industry, 1920.
- No. 356. Productivity costs in the common-brick industry. [1924.]
- No. 358. Wages and hours of labor in the automobile-tire industry, 1923.
- No. 360. Time and labor costs in manufacturing 100 pairs of shoes, 1923.
- No. 365. Wages and hours of labor in the paper and pulp industry, 1923.
- No. 394. Wages and hours of labor in metalliferous mines, 1924.
- No. 407. Labor cost of production and wages and hours of labor in the paper box-board industry. [1926.]
- *No. 412. Wages, hours, and productivity in the pottery industry, 1925.
- No. 416. Hours and earnings in anthracite and bituminous-coal mining, 1922 and 1924.
- No. 484. Wages and hours of labor of common street laborers, 1928.
- No. 497. Wages and hours of labor in the lumber industry in the United States, 1928.
- No. 498. Wages and hours of labor in the boot and shoe industry, 1910 to 1928.
- No. 499. History of wages in the United States from colonial times to 1928.
- No. 502. Wages and hours of labor in the motor-vehicle industry, 1928.
- No. 503. Wages and hours of labor in the men's clothing industry, 1911 to 1928.
- No. 504. Wages and hours of labor in the hosiery and underwear industries, 1907 to 1928.
- No. 513. Wages and hours of labor in the iron and steel industry, 1929.
- No. 514. Pennsylvania Railroad wage data. From Report of Joint Fact Finding Committee in wage negotiations in 1927.
- No. 516. Hours and earnings in bituminous-coal mining, 1929.
- No. 522. Wages and hours of labor in foundries and machine shops, 1929.
- No. 523. Hours and earnings in the manufacture of airplanes and aircraft engines, 1929.
- No. 525. Wages and hours of labor in the Portland cement industry, 1929.
- No. 526. Wages and hours of labor in the furniture industry, 1910 to 1929.
- No. 532. Wages and hours of labor in the cigarette manufacturing industry, 1930.
- No. 533. Wages and hours of labor in woolen and worsted goods manufacturing, 1910 to 1930.
- No. 534. Labor conditions in the Territory of Hawaii, 1929-1930.

[III]

Wages and hours of labor—Continued.

- No. 535. Wages and hours of labor in the slaughtering and meat-packing industry, 1929.
- No. 537. Wages and hours of labor in the dyeing and finishing of textiles, 1930.
- No. 539. Wages and hours of labor in cotton goods manufacturing, 1910 to 1930.
- No. 540. Union scales of wages and hours of labor, May 15, 1930.
- No. 546. Wages and hours in rayon and other synthetic manufacturing, 1930.
- No. 547. Wages and hours in cane-sugar refining industry, 1930.
- No. 551. Wages and hours of labor in the boot and shoe industry, 1910 to 1930.

Welfare work.

- *No. 123. Employers' welfare work. [1913.]
- No. 222. Welfare work in British munition factories. [1917.]
- *No. 250. Welfare work for employees in industrial establishments in the United States. [1919.]
- No. 458. Health and recreation activities in industrial establishments, 1926.

Wholesale prices.

- *No. 284. Index numbers of wholesale prices in the United States and foreign countries. [1921.]
- No. 453. Revised index numbers of wholesale prices, 1923 to July, 1927.
- No. 543. Wholesale prices, 1930.

Women and children in industry.

- No. 116. Hours, earnings, and duration of employment of wage-earning women in selected industries in the District of Columbia. [1913.]
- *No. 117. Prohibition of night work of young persons. [1913.]
- *No. 118. Ten-hour maximum working-day for women and young persons. [1913.]
- No. 119. Working hours of women in the pea canneries of Wisconsin. [1913.]
- *No. 122. Employment of women in power laundries in Milwaukee. [1913.]
- *No. 160. Hours, earnings, and conditions of labor of women in Indiana mercantile establishments and garment factories. [1914.]
- *No. 167. Minimum-wage legislation in the United States and foreign countries. [1915.]
- *No. 175. Summary of the report on condition of woman and child wage earners in the United States. [1915.]
- *No. 176. Effect of minimum-wage determinations in Oregon. [1915.]
- *No. 180. The boot and shoe industry in Massachusetts as a vocation for women. [1915.]
- *No. 182. Unemployment among women in department and other retail stores of Boston, Mass. [1916.]
- No. 193. Dressmaking as a trade for women in Massachusetts. [1916.]
- No. 215. Industrial experience of trade-school girls in Massachusetts. [1917.]
- *No. 217. Effect of workmen's compensation laws in diminishing the necessity of industrial employment of women and children. [1918.]
- *No. 223. Employment of women and juveniles in Great Britain during the war. [1917.]
- No. 253. Women in the lead industries. [1919.]
- No. 467. Minimum wage legislation in various countries. [1928.]

Workmen's insurance and compensation (including laws relating thereto).

- *No. 101. Care of tuberculous wage earners in Germany. [1912.]
- *No. 102. British national insurance act, 1911.
- No. 103. Sickness and accident insurance law in Switzerland. [1912.]
- No. 107. Law relating to insurance of salaried employees in Germany. [1913.]
- *No. 155. Compensation for accidents to employees of the United States. [1914.]
- *No. 212. Proceedings of the conference on social insurance called by the International Association of Industrial Accident Boards and Commissions. Washington, D. C., December 5-9, 1918.
- *No. 243. Workmen's compensation legislation in the United States and foreign countries, 1917 and 1918.
- No. 301. Comparison of workmen's compensation insurance and administration. [1922.]
- No. 312. National health insurance in Great Britain, 1911 to 1921.
- No. 379. Comparison of workmen's compensation laws of the United States as of January 1, 1925.
- No. 477. Public-service retirement systems, United States and Europe. [1929.]
- No. 496. Workmen's compensation legislation of the United States and Canada as of January 1, 1929. (With text of legislation enacted in 1927 and 1928.)
- No. 529. Workmen's compensation legislation of the Latin American countries. [1930.]

Miscellaneous series.

- *No. 174. Subject index of the publications of the United States Bureau of Labor Statistics up to May 1, 1915.
- No. 208. Profit sharing in the United States. [1916.]
- No. 242. Food situation in central Europe, 1917.
- No. 254. International labor legislation and the society of nations. [1919.]
- No. 268. Historical survey of international action affecting labor. [1920.]
- No. 282. Mutual relief associations among Government employees in Washington, D. C. [1921.]
- No. 319. The Bureau of Labor Statistics: Its history, activities, and organization. [1922.]
- No. 326. Methods of procuring and computing statistical information of the Bureau of Labor Statistics. [1923.]
- No. 342. International Seamen's Union of America: A study of its history and problems. [1923.]
- No. 346. Humanity in government. [1923.]
- No. 372. Convict labor in 1923.
- No. 386. Cost of American almshouses. [1925.]
- No. 398. Growth of legal-aid work in the United States. [1926.]
- No. 401. Family allowances in foreign countries. [1926.]
- No. 461. Labor organizations in Chile. [1928.]
- No. 462. Park recreation areas in the United States. [1928.]
- *No. 465. Beneficial activities of American trade-unions. [1928.]
- No. 479. Activities and functions of a State department of labor. [1928.]
- No. 483. Conditions in the shoe industry in Haverhill, Mass., 1928.
- *No. 489. Care of aged persons in United States. [1929.]
- No. 491. Handbook of labor statistics, 1929 edition.
- No. 505. Directory of homes for the aged in the United States. [1929.]
- No. 506. Handbook of American trade-unions, 1929 edition.
- No. 518. Personnel research agencies, 1930 edition.
- No. 541. Handbook of labor statistics, 1931 edition.