

**DECLASSIFIED**  
Authority E.O. 10501

Mr. Smead authorized the discontinuance of  
this report, effective December, 1936.

*M.P.C.*  
*1/29/37*

---

DECLASSIFIED  
Authority E.O. 10501

333.344-6

FEDERAL RESERVE BANK  
OF NEW YORK

December 4, 1936

Mr. E. L. Smead, Chief,  
Division of Bank Operations,  
Board of Governors of the  
Federal Reserve System,  
Washington, D. C.

Dear Mr. Smead:

In accordance with your standing instructions,  
we are enclosing a statement showing purchases of govern-  
ment securities for the System Open Market Account during  
the month of <sup>Nov</sup> October, 1936.

Very truly yours,



W. B. Matteson  
Assistant Vice President

Encl. (1)

Division of Bank Operations File

332,415-2

STATEMENT SHOWING PURCHASES OF GOVERNMENT SECURITIES FOR THE SYSTEM OPEN MARKET ACCOUNT AND THEIR APPORTIONMENT TO FEDERAL RESERVE BANKS DURING THE MONTH OF NOVEMBER, 1936

TREASURY NOTES														
Date of Purchase	Source of Purchase	Boston	New York	Philadelphia	Cleveland	Richmond	Atlanta	Chicago	St. Louis	Minneapolis	Kansas City	Dallas	San Fran.	Totals
Nov. 25	Market	\$ 774,000	\$ 2,367,500	\$ 928,500	\$1,092,000	\$ 558,000	\$ 441,000	\$1,262,000	\$ 514,500	\$ 408,000	\$ 559,500	\$ 447,000	\$ 953,000	\$10,800,000 ✓
" 29	"	578,500	2,124,000	688,000	809,000	418,000	326,500	934,500	881,000	298,500	414,500	331,500	706,000	8,000,000 ✓
" 30	"	358,500	1,327,500	430,000	505,500	258,500	204,000	584,000	238,500	186,500	259,000	207,000	441,000	5,000,000 ✓
TOTALS		\$1,708,000	\$ 6,319,000	\$2,046,500	\$2,406,500	\$1,229,500	\$ 971,500	\$2,780,500	\$1,184,000	\$ 888,000	\$1,238,000	\$ 985,500	\$2,100,000	\$28,900,000
TREASURY BONDS														
Nov. 4	Market	135,000	500,000	162,000	190,000	97,000	77,000	220,000	90,000	70,500	97,500	78,000	166,000	1,383,000 ✓
" 25	"	98,000	362,500	117,500	138,000	70,500	56,000	159,500	65,000	51,000	71,000	56,500	120,500	1,366,000 ✓
TOTALS		\$283,000	\$862,500	\$279,500	\$328,000	\$167,500	\$133,000	\$379,500	\$155,000	\$121,500	\$168,500	\$134,500	\$286,500	\$3,249,000
TREASURY BILLS														
Nov. 4	Market	1,610,000	5,963,000	1,981,500	2,271,500	1,160,000	916,500	2,624,000	1,070,000	938,000	1,168,000	930,000	1,981,500	22,459,000 ✓
" 19	"	944,500	3,499,000	1,138,500	1,333,000	680,500	538,000	1,540,000	628,000	492,000	662,500	545,500	1,162,500	13,179,000 ✓
" 18	"	1,515,000	5,618,000	1,318,000	2,139,000	1,091,500	863,000	2,470,000	1,007,500	739,000	1,094,500	875,500	1,885,000	21,140,000 ✓
" 24	"	358,500	1,327,500	430,000	505,500	258,500	204,000	584,000	238,500	186,500	259,000	207,000	441,000	5,000,000 ✓
" 25	"	349,000	2,404,500	779,000	916,000	487,500	369,000	1,058,000	482,000	338,000	468,500	375,500	799,000	9,056,000 ✓
TOTALS		\$5,077,000	\$18,807,000	\$6,092,000	\$7,164,000	\$3,658,000	\$2,890,500	\$8,276,000	\$3,376,000	\$2,643,500	\$3,667,500	\$ 2,983,500	\$6,249,000	\$70,934,000

63,5500 97,893,000

DECLASSIFIED  
Authority E.O. 10501

DECLASSIFIED  
Authority E.O. 10501

833,344-2  
~~332,415-2~~

RECEIVED  
Division of Bank Operations File  
NOV 7 - 1936  
DIVISION OF  
BANK OPERATIONS

FEDERAL RESERVE BANK  
OF NEW YORK

Van ✓  
File 11/9/36  
B ✓


November 6, 1936

Mr. E. L. Smead, Chief,  
Division of Bank Operations,  
Board of Governors of the  
Federal Reserve System,  
Washington, D. C.

Dear Mr. Smead:

In accordance with your standing instructions,  
we are enclosing a statement showing purchases of  
Government securities for the System Open Market Ac-  
count during the month of October, 1936.

Very truly yours,



S. A. Miller  
Manager, Securities Dept

Encl. (1)

STATEMENT SHOWING PURCHASES OF GOVERNMENT SECURITIES FOR THE SYSTEM OPEN MARKET ACCOUNT AND THEIR APPORTIONMENT TO FEDERAL RESERVE BANKS DURING THE MONTH OF OCTOBER, 1936

TREASURY BILLS

Date of Purchase	Source of Purchase	Boston	New York	Philadelphia	Cleveland	Richmond	Atlanta	Chicago	St. Louis	Minneapolis	Kansas City	Dallas	San Fran.	Totals
Oct. 7	Market	\$ 1,445,500	\$ 5,354,500	\$1,784,000	\$2,089,500	\$1,041,500	\$ 828,000	\$2,358,000	\$ 981,000	\$ 752,500	\$1,044,500	\$ 835,000	\$1,779,000	\$20,166,000
" 14	"	1,350,500	5,003,000	1,620,500	1,905,500	978,000	769,000	2,201,500	398,000	703,500	976,000	790,000	1,662,500	18,843,000
" 21	"	1,418,000	5,285,000	1,695,500	1,994,000	1,038,000	804,500	2,303,500	939,500	736,000	1,021,000	816,500	1,739,500	19,716,000
" 28	"	1,185,500	4,207,000	1,362,500	1,602,500	818,500	646,500	1,851,500	755,000	591,500	820,500	656,000	1,398,000	15,845,000
TOTALS		\$ 5,824,500	\$19,799,500	\$6,412,500	\$7,541,500	\$3,851,000	\$8,042,000	\$8,712,500	\$ 3,553,500	\$2,783,500	\$3,862,000	\$3,087,500	\$6,579,000	\$74,570,000

REALLOCATION OF PARTICIPATIONS ON OCTOBER 1, 1936

Oct. 1	Treas. Notes	7,411,000	9,098,000	1,800,500	5,923,500	1,486,000	498,500	3,073,000	8,385,000	2,443,000	1,738,000	4,197,500	1,136,000	23,342,500
	Treas. Bonds	1,940,000	2,383,000	841,500	1,552,500	388,000	130,500	805,000	2,197,000	687,000	457,000	1,099,500	298,000	6,114,500
	Treas. Bills	3,126,000	3,837,000	549,000	2,499,000	627,000	203,000	1,286,000	3,536,000	1,030,000	733,000	1,770,000	479,000	9,845,000
TOTALS		\$12,477,000	\$15,818,000	\$2,191,000	\$9,975,000	\$2,501,000	\$832,000	\$5,174,000	\$14,118,000	\$4,110,000	\$2,928,000	\$7,067,000	\$1,913,000	\$ 39,302,000

DECLASSIFIED  
Authority E.O. 10501

DECLASSIFIED  
Authority E.O. 10501

~~332.415-2~~  
333.344-2  
Division of Bank Operations File  
**RECEIVED**  
OCT 6 - 1936  
DIVISION OF  
BANK OPERATIONS

*LB ✓*

*Van ✓*  
*m.c.*  
*10/6/36*

**FEDERAL RESERVE BANK  
OF NEW YORK**

October 5, 1936

Mr. E. L. Smead, Chief,  
Division of Bank Operations,  
Board of Governors of the  
Federal Reserve System,  
Washington, D. C.

Dear Mr. Smead:

In accordance with your standing instructions, we are enclosing a statement showing purchases of government securities for the System Open Market Account during the month of September, 1936.

Very truly yours,



W. B. Matteson  
Assistant Vice President

Encl. (1)

STATEMENT SHOWING PURCHASES OF GOVERNMENT SECURITIES FOR THE SYSTEM OPEN MARKET ACCOUNT AND THEIR APPORTIONMENT TO FEDERAL RESERVE BANKS DURING THE MONTH OF SEPTEMBER, 1936

TREASURY NOTES

Date of Purchase	Source of Purchase	Boston	New York	Philadelphia	Cleveland	Richmond	Atlanta	Chicago	St. Louis	Minneapolis	Kansas City	Dallas	San Fran.	Totals
Sept. 1	Market	\$ 665,500	\$ 2,718,000	\$ 869,000	\$ 970,500	\$ 526,500	\$ 404,500	\$ 1,189,500	\$ 534,500	\$ 356,500	\$ 506,000	\$ 385,000	\$ 874,500	\$10,000,000

TREASURY BONDS

Sept. 15	Market	3,550,500	14,502,500	4,636,500	5,177,000	2,810,500	2,159,500	6,347,000	2,852,500	1,901,000	2,699,000	2,054,500	4,665,000	53,355,500
----------	--------	-----------	------------	-----------	-----------	-----------	-----------	-----------	-----------	-----------	-----------	-----------	-----------	------------

TREASURY BILLS

Sept. 2	Market	1,236,500	5,050,000	1,614,500	1,802,500	978,500	752,000	2,210,500	993,500	662,000	940,000	715,500	1,624,500	18,580,000
" 9	"	1,287,500	5,259,500	1,681,500	1,877,500	1,019,000	783,000	2,302,000	1,034,500	689,500	979,000	745,000	1,692,000	19,350,000
" 14	"	66,500	272,000	87,000	97,000	52,500	40,500	119,000	53,500	35,500	50,500	38,500	87,500	1,000,000
" 16	"	1,019,000	4,162,500	1,331,000	1,486,000	806,500	620,000	1,822,000	818,500	545,500	774,500	589,500	1,339,000	15,314,000
" 23	"	1,493,500	6,099,500	1,950,000	2,177,500	1,182,000	908,500	2,669,500	1,200,000	799,500	1,135,000	864,000	1,962,000	22,441,000
" 30	"	1,459,000	5,960,000	1,905,500	2,127,500	1,155,000	887,500	2,608,500	1,172,500	781,500	1,109,000	844,000	1,917,000	21,927,000
<b>TOTALS</b>		<b>\$6,582,000</b>	<b>\$26,803,500</b>	<b>\$8,569,500</b>	<b>\$9,568,000</b>	<b>\$5,193,500</b>	<b>\$3,991,500</b>	<b>\$11,781,500</b>	<b>\$5,272,500</b>	<b>\$8,518,500</b>	<b>\$4,988,000</b>	<b>\$3,798,500</b>	<b>\$8,622,000</b>	<b>\$98,612,000</b>

*file mpc 1/16/36*

DECLASSIFIED  
Authority E.O. 10501

Division of Bank Operations File

~~332.415-2~~  
333.344-2  
✓

*Sice*  
*M.P.C.*  
*9/29/36*

FEDERAL RESERVE BANK  
OF NEW YORK

RECEIVED  
SEP 8- 1936  
DIVISION OF  
BANK OPERATIONS

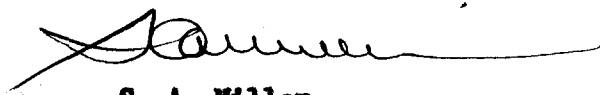
September 8, 1936

Mr. E. L. Smead, Chief,  
Division of Bank Operations,  
Board of Governors of the  
Federal Reserve System,  
Washington, D. C.

Dear Mr. Smead:

In accordance with your standing instructions, we are enclosing a statement showing purchases of government securities for the System Open Market Account during the month of August, 1936.

Very truly yours,



S. A. Miller  
Manager, Securities Dept

Encl. (1)



STATEMENT SHOWING PURCHASES OF GOVERNMENT SECURITIES FOR THE SYSTEM OPEN MARKET ACCOUNT AND THEIR APPORTIONMENT TO FEDERAL RESERVE BANKS DURING THE MONTH OF AUGUST, 1936

TREASURY BONDS

Date of Purchase	Source of Purchase	Boston	New York	Philadelphia	Cleveland	Richmond	Atlanta	Chicago	St. Louis	Minneapolis	Kansas City	Dallas	San Fran.	Totals
Aug. 12	Market	\$ 48,000	\$ 175,300	\$ 56,000	\$ 62,500	\$ 84,000	\$ 26,000	\$ 76,500	\$ 34,500	\$ 23,000	\$ 82,500	\$ 25,000	\$ 56,000	\$ 644,300

TREASURY BILLS

Aug. 5	Market	895,500	3,658,500	1,169,500	1,806,000	709,000	544,500	1,601,000	719,500	479,500	681,000	518,000	1,177,000	13,459,000
" 12	"	998,000	4,077,000	1,303,500	1,455,500	799,000	607,000	1,784,500	802,000	534,500	759,000	577,500	1,311,500	15,000,000
" 19	"	908,500	3,691,000	1,180,000	1,817,500	715,500	549,500	1,615,500	726,000	484,000	687,000	528,000	1,187,500	13,580,000
" 26	"	1,222,500	4,995,000	1,597,000	1,788,000	968,000	748,500	2,186,000	982,500	655,000	929,500	707,500	1,606,500	18,376,000
" 27	"	66,500	272,000	87,000	97,000	52,500	40,500	119,000	58,500	85,500	50,500	38,500	87,500	1,000,000
<b>TOTALS</b>		<b>\$4,086,000</b>	<b>\$16,693,500</b>	<b>\$5,337,000</b>	<b>\$5,959,000</b>	<b>\$8,285,000</b>	<b>\$2,485,000</b>	<b>\$7,806,000</b>	<b>\$8,288,500</b>	<b>\$2,188,500</b>	<b>\$3,107,000</b>	<b>\$2,864,500</b>	<b>\$5,870,000</b>	<b>\$61,415,000</b>

62,059,300

DECLASSIFIED  
Authority E.O. 10501

*lv*

*332,415-2*

*Don't then show sales + redemptions*

Division of Bank Operations File

FEDERAL RESERVE BANK  
OF NEW YORK

*Sales and redemptions are reported on S-2 schedules only.*

RECEIVED

*MPC*

AUG 5 - 1936

DIVISION OF  
BANK OPERATIONS

*File MPC 8/8/36*


August 4, 1936

Mr. E. L. Smead, Chief,  
Division of Bank Operations,  
Board of Governors of the  
Federal Reserve System,  
Washington, D. C.

Dear Mr. Smead:

In accordance with your standing instructions, we are enclosing a statement showing purchases of government securities for the System Open Market Account during the month of July, 1936.

Very truly yours,



S.A. Miller  
Manager, Securities Dept

Encl.

*File*  
*MDC*  
*7/8/36*

STATEMENT SHOWING PURCHASES OF GOVERNMENT SECURITIES FOR THE SYSTEM OPEN MARKET ACCOUNT AND THEIR APPORTIONMENT TO FEDERAL RESERVE BANKS DURING THE MONTH OF JULY, 1936

		TREASURY NOTES												Totals
		Boston	New York	Philadelphia	Cleveland	Richmond	Atlanta	Chicago	St. Louis	Minneapolis	Kansas City	Dallas	San Fran.	
July 22	Market	\$ 166,500	\$ 679,500	\$ 217,500	\$ 242,500	\$ 131,500	\$ 101,000	\$ 297,500	\$ 133,500	\$ 89,000	\$ 126,500	\$ 96,500	\$ 218,500	\$ 2,500,000 ✓
		TREASURY BONDS												
July 22	Market	602,000	2,460,000	786,500	878,000	476,500	366,500	1,076,500	484,000	322,500	457,500	348,500	791,500	9,050,000 ✓
		TREASURY BILLS												
July 1	Market	1,237,500	5,055,500	1,616,500	1,804,500	980,000	753,000	2,212,500	994,500	662,500	941,000	716,000	1,626,500	18,600,000 ✓
" 3	"	599,000	2,446,500	782,000	873,000	474,000	364,500	1,070,500	481,000	320,500	455,500	346,500	787,000	9,000,000 ✓
" 8	"	1,077,500	4,401,000	1,407,000	1,571,000	853,000	655,000	1,926,000	865,500	577,000	819,000	623,500	1,415,500	16,191,000 ✓
" 15	"	801,000	3,271,000	1,045,500	1,167,500	634,000	487,000	1,431,500	643,500	429,000	608,500	463,500	1,052,000	12,034,000 ✓
" 22	"	183,500	749,500	239,000	267,500	145,500	111,500	328,000	147,500	98,500	139,500	106,000	241,000	2,757,000 ✓
" 29	"	1,149,500	4,696,000	1,504,500	1,676,500	910,000	699,500	2,055,500	923,500	615,500	874,000	665,000	1,510,500	17,277,000 ✓
TOTALS		\$5,048,000	\$20,619,500	\$6,591,500	\$7,360,000	\$3,996,500	\$3,070,500	\$9,024,000	\$4,055,500	\$2,703,000	\$3,837,500	\$2,920,500	\$6,632,500	\$75,859,000

Reproduced from the Unclassified / Declassified Holdings of the National Archives

DECLASSIFIED  
Authority E.O. 10501

333,844-2  
Division of Bank Operations File

*Van ✓ b.  
File mpc 8/8/36*

FEDERAL RESERVE BANK  
OF NEW YORK

RECEIVED  
JUL 9 - 1936  
DIVISION OF  
BANK OPERATIONS


July 8, 1936

Mr. E. L. Smead, Chief,  
Division of Bank Operations,  
Board of Governors of the  
Federal Reserve System,  
Washington, D. C.

Dear Mr. Smead:

In accordance with your standing instructions, we are enclosing a statement showing purchases of government securities for the System Open Market Account during the month of June, 1936.

Very truly yours,



S. A. Miller  
Manager, Securities Department

Encl. (1)

STATEMENT SHOWING PURCHASES OF GOVERNMENT SECURITIES FOR THE SYSTEM OPEN MARKET ACCOUNT AND THEIR APPORTIONMENT TO FEDERAL RESERVE BANKS DURING THE MONTH OF JUNE, 1936

*File  
8/8/36*

		TREASURY NOTES												Totals
		Boston	New York	Philadelphia	Cleveland	Richmond	Atlanta	Chicago	St. Louis	Minneapolis	Kansas City	Dallas	San Fran.	
June 8	Market	\$2,888,000	\$11,178,000	\$ 3,196,500	\$ 4,011,000	\$ 2,147,500	\$1,848,500	\$ 4,754,500	\$ 2,257,500	\$ 1,252,000	\$2,146,000	\$1,568,500	\$ 3,667,000	\$ 40,900,000
" 8	"	706,000	2,782,000	781,500	980,500	525,000	451,000	1,162,500	552,000	306,000	524,500	382,500	896,500	10,000,000
" 15	"	1,417,500	5,484,000	1,569,500	1,968,500	1,054,000	904,500	2,338,500	1,108,000	614,500	1,058,500	767,500	1,800,000	20,075,000
" 16	"	858,000	1,866,000	890,500	490,500	262,500	225,500	581,000	276,000	158,000	262,500	191,000	448,500	5,000,000
TOTALS		\$5,864,500	\$20,755,000	\$ 5,988,000	\$ 7,450,500	\$3,989,000	\$3,424,500	\$ 8,881,500	\$ 4,193,500	\$ 2,325,500	\$3,986,500	\$2,904,500	\$ 6,812,000	\$ 75,975,000

		TREASURY BONDS												Totals
June 15	Market	8,580,500	18,659,000	3,907,000	4,904,000	2,625,000	2,254,000	5,812,000	2,759,500	1,580,500	2,623,500	1,912,000	4,483,000	50,000,000

		TREASURY BILLS												Totals
June 8	Market	1,242,000	4,805,000	1,374,500	1,725,000	928,500	793,000	2,044,500	970,500	538,500	928,000	672,500	1,577,000	17,589,000
" 10	"	754,000	2,917,500	884,500	1,047,500	560,500	481,500	1,241,500	589,500	327,000	560,500	408,500	957,500	10,680,000
" 17	"	540,500	2,091,000	598,000	751,000	402,000	345,000	890,000	422,500	284,500	401,500	292,500	686,500	7,655,000
" 18	"	428,500	1,689,000	469,000	588,500	315,000	270,500	697,500	381,000	188,500	315,000	229,500	538,000	6,000,000
" 19	"	120,000	464,500	183,000	166,500	89,500	76,500	197,500	94,000	52,000	89,000	65,000	152,500	1,700,000
" 24	"	1,058,000	4,074,000	1,165,500	1,462,500	788,000	672,500	1,738,500	823,000	456,500	782,500	570,500	1,337,500	14,914,000
" 29	"	476,500	1,844,900	527,500	662,000	354,500	304,500	784,500	372,500	206,500	354,000	258,000	605,500	6,750,000
TOTALS		\$4,609,500	\$17,835,000	\$5,102,000	\$ 6,408,000	\$3,428,000	\$2,948,500	\$7,589,000	\$3,603,000	\$1,998,500	\$3,425,500	\$2,496,500	\$5,854,500	\$65,288,000

13,504,500  
REALLOCATION OF PARTICIPATIONS, AT BOOK VALUES, FOLLOWING TRANSFER TO SYSTEM OPEN MARKET ACCOUNT AT MARKET PRICES OF \$207,077,850 AGGREGATE AMOUNT OF GOVERNMENT SECURITIES HELD IN INVESTMENT ACCOUNTS OF BOSTON, NEW YORK, PHILADELPHIA, CHICAGO, ST. LOUIS, MINNEAPOLIS, KANSAS CITY AND DALLAS

June 30	Treas. Notes	1,909,000	21,488,450	15,112,000	7,171,500	4,558,500	748,000	12,383,000	2,917,000	7,484,000	2,529,500	3,458,500	5,307,500	83,570,950
" 30	" Bonds	485,000	5,455,400	3,887,000	1,821,500	1,157,500	190,000	3,145,000	740,000	1,901,000	642,500	878,500	1,348,500	21,221,900
" 30	" Bills	2,887,000	26,300,000	18,497,000	8,777,000	5,572,000	915,000	15,156,000	3,570,000	9,159,000	3,096,000	4,288,000	6,496,000	102,285,000
TOTALS		\$4,781,000	\$58,243,850	\$37,446,000	\$17,770,000	\$11,295,000	\$1,853,000	\$30,684,000	\$7,227,000	\$18,544,000	\$6,268,000	\$8,570,000	\$13,152,000	\$207,077,850

DECLASSIFIED  
Authority E.O. 10501

*Van ✓  
S ✓*

338.344-2  
~~3321475-2~~  
Division of Bank Operations File

FEDERAL RESERVE BANK  
OF NEW YORK

BANK OPERATIONS  
DIVISION OF  
JUN 11 1936

RECEIVED

*File  
7/10/36  
6/12/36*


June 10, 1936

Mr. E. L. Smead, Chief,  
Division of Bank Operations,  
Board of Governors of the  
Federal Reserve System,  
Washington, D. C.

Dear Mr. Smead:

In accordance with your standing instructions, we are enclosing a statement showing purchases of government securities for the System Open Market Account during the month of May, 1936.

Very truly yours,



S. A. Miller  
Manager, Securities Dept

Encl. (1)

Division of Bank Operations File

**FEDERAL RESERVE BANK OF CHICAGO**

230 SOUTH LASALLE STREET

June 10, 1936

TO ALL BANKS IN THE SEVENTH DISTRICT:

I am requested to transmit to all banks in this district the following communication from the President of the United States.



President

"EXECUTIVE OFFICE

June 8, 1936

All Banks:

Disbursement of bonds and checks to veterans in payment of adjusted service certificates, as provided by the Adjusted Compensation Payment Act, 1936, will begin on June 15. Payments will involve the issuance of a large number of checks drawn on the Treasurer of the United States. The first group of checks will be for amounts less than \$50 drawn on the Treasurer by Federal Disbursing Officers and mailed direct to veterans at their designated addresses. The second group of checks, to be issued in connection with the redemption of adjusted service bonds of 1945, will be in amounts of \$50 or multiples thereof, and will be in the form of Treasurer's checks or checks drawn on the Treasurer by Postmasters designated fiscal agents of the United States.

In order that the veterans may receive the fullest benefit contemplated by the Congress, and that the funds to be disbursed may begin to flow through the channels of trade without unnecessary delay, it is essential that our banks throughout the country extend all possible assistance by cashing these checks at par upon proper identification.

I urge all bankers to extend the fullest cooperation to the Government in the encashment of these checks promptly and in full.

FRANKLIN D. ROOSEVELT "

*File  
m.p.c.  
6/12/36*

STATEMENT SHOWING PURCHASES OF GOVERNMENT SECURITIES FOR THE SYSTEM OPEN MARKET ACCOUNT  
AND THEIR APPORTIONMENT TO FEDERAL RESERVE BANKS DURING THE MONTH OF MAY, 1936

TREASURY BILLS

<u>Source of Purchase</u>	<u>Bank</u>	<u>May 4</u>	<u>May 6</u>	<u>May 11</u>	<u>May 13</u>	<u>May 20</u>	<u>May 22</u>	<u>May 27</u>	<u>Totals</u>
Market	Boston	\$ 137,500	\$1,900,000	\$ 109,500	\$ 958,500	\$1,080,000	\$ 136,500	\$ 777,000	\$ 5,099,000
"	New York	581,500	7,851,500	423,500	3,708,000	4,179,500	527,500	3,005,000	19,726,500
"	Philadelphia	152,000	2,108,000	121,000	1,061,000	1,195,500	151,000	859,500	5,643,000
"	Cleveland	191,000	2,689,000	152,000	1,331,000	1,500,500	189,500	1,079,000	7,082,000
"	Richmond	102,000	1,413,000	81,500	712,500	803,000	101,500	577,500	3,791,000
"	Atlanta	88,000	1,213,000	70,000	612,000	689,500	87,000	496,000	3,255,500
"	Chicago	226,000	3,128,000	180,000	1,578,000	1,778,500	224,500	1,278,500	8,393,500
"	St. Louis	107,500	1,485,000	85,500	749,000	844,500	106,500	607,000	3,985,000
"	Minneapolis	59,500	823,500	47,500	415,500	468,500	59,000	336,500	2,210,000
"	Kansas City	102,000	1,412,000	81,500	712,500	803,000	101,500	577,000	3,789,500
"	Dallas	74,500	1,029,000	59,000	519,000	585,000	73,500	420,500	2,760,500
"	San Francisco	174,500	2,413,000	139,000	1,217,000	1,371,500	173,000	936,500	6,474,500
	<b>TOTALS</b>	<b>\$1,946,000</b>	<b>\$26,910,000</b>	<b>\$1,550,000</b>	<b>\$13,574,000</b>	<b>\$15,299,000</b>	<b>\$1,931,000</b>	<b>\$11,000,000</b>	<b>\$72,210,000</b>



332,344-2  
332,415-2

Division of Bank Operations File

**FEDERAL RESERVE BANK  
OF NEW YORK**

**RECEIVED**

**MAY 6 - 1936**

**DIVISION OF  
BANK OPERATIONS**

*Van V*

*RG*  
*File*  
*M. P. C. 5/7/36*


May 5, 1936

Mr. E. L. Smead,  
Chief, Division of Bank Operations,  
Board of Governors of the  
Federal Reserve System,  
Washington, D. C.

Dear Mr. Smead:

In accordance with your standing instructions, we are enclosing a statement showing purchases of government securities for the System Open Market Account during the month of April, 1936.

Very truly yours,



S.A. Miller  
Manager, Securities Dept

Encl. (1)

21561483

STATEMENT SHOWING PURCHASES OF GOVERNMENT SECURITIES FOR THE SYSTEM OPEN MARKET ACCOUNT AND THEIR APPORTIONMENT TO FEDERAL RESERVE BANKS DURING THE MONTH OF APRIL, 1936

TREASURY BILLS

Date of Purchase	Source of Purchase	Boston	New York	Philadelphia	Cleveland	Richmond	Atlanta	Chicago	St. Louis	Minneapolis	Kansas City	Dallas	San Fran	Totals
April 1	Market	\$ 784,500	\$ 2,957,000	\$ 848,000	\$ 1,061,500	\$ 568,000	\$ 488,000	\$1,258,500	\$ 597,500	\$ 881,500	\$ 568,000	\$ 414,000	\$ 970,500	\$10,825,000
" 3	"	188,000	727,500	208,000	261,500	140,000	120,000	809,500	147,000	81,500	140,000	102,000	289,000	2,664,000
" 8	"	229,000	885,000	258,000	818,000	170,000	146,000	376,500	172,000	99,000	170,000	124,000	290,500	3,240,000
" 15	"	579,000	2,240,000	641,000	804,000	480,500	869,500	958,000	452,500	251,000	430,500	813,500	735,500	8,200,000
" 22	"	808,000	8,125,000	894,000	1,122,000	600,500	515,500	1,380,000	681,500	350,000	600,500	487,500	1,025,500	11,440,000
" 29	"	707,000	2,734,500	782,500	981,500	525,500	451,000	1,169,500	552,500	306,500	525,500	382,500	897,500	10,010,000
TOTALS		\$ 3,275,500	\$12,669,000	\$3,624,500	\$4,548,500	\$2,434,500	\$2,090,000	\$5,891,000	\$2,560,000	\$1,419,500	\$2,434,500	\$1,773,500	\$4,158,500	\$46,379,000
		7.06	27.32	7.81	9.81	5.25	4.51	11.62	5.52	3.06	5.25	3.82	8.97	100.00
		7.1	27.3	7.8	9.8	5.3	4.5	11.6	5.5	3.1	5.2	3.8	9.0	100.0

Reproduced from the Unclassified / Declassified Holdings of the National Archives

DECLASSIFIED  
Authority E.O. 10501

332,918.22  
 333,341.00  
 J. J. Mead  
 File

# Sales of United States Government Securities During March 1936

## Special Investment Account

Name	No	Date	Par value		Rate (Percent)	Maturity date	Price or basis		Premium			
Treasury Notes	8	3-4-36	*619	50.000	2 7/8	4-15-36	101 1/32 to 101 9/32		\$569,531.25			
"	4	3-5-36	123	20.000	2 7/8	4-15-36	101 9/32 to 101 1/32		160,867.51			
"	1	3-6-36	44	187.500	2 7/8	4-15-36	101 1/32		54,960.94			
"	11	3-16-36	78	265.000	2 7/8	4-15-36	101 4/32 to 101 8/32		848,804.38			
			1567	22500					1,634,164.08			
										MPC 4/15/36		

Division of Bank Operations File

~~232-415-2~~  
333,844-2  
Division of Bank Operations

*[Handwritten signature]*

FEDERAL RESERVE BANK  
OF NEW YORK

RECEIVED

APR 9 - 1936

DIVISION OF  
BANK OPERATIONS

*File's  
mpc 4/12/36*

April 8, 1936

Mr. E. L. Smead, Chief,  
Division of Bank Operations,  
Board of Governors of the  
Federal Reserve System,  
Washington, D. C.

Dear Mr. Smead:

In accordance with your standing instructions, we are enclosing a statement showing purchases of government securities for the System Account during the month of March, 1936.

Very truly yours,

*[Handwritten signature]*

S. A. Miller  
Manager, Securities Dept

Encl. (1)

STATEMENT SHOWING PURCHASES OF GOVERNMENT SECURITIES FOR THE FEDERAL RESERVE SYSTEM AND THEIR APPORTIONMENT TO FEDERAL RESERVE BANKS DURING THE MONTH OF MARCH, 1936

TREASURY NOTES

		Boston	New York	Philadelphia	Cleveland	Richmond	Atlanta	Chicago	St. Louis	Minneapolis	Kansas City	Dallas	San Francisco	Totals
March 4	Market	\$1,886,000	\$ 7,161,500	\$2,081,500	\$2,550,000	\$ 1,865,000	\$1,102,000	\$ 3,267,500	\$1,434,500	\$ 796,000	\$1,247,500	\$ 877,500	\$2,331,000	\$26,000,000
5	"	759,500	2,961,000	840,500	1,054,500	564,500	455,500	1,351,000	593,000	329,000	515,500	362,500	963,500	10,750,000
6	"	-	500	-	-	-	-	-	-	-	-	-	-	500
16	"	<u>1,660,000</u>	<u>6,475,500</u>	<u>1,837,500</u>	<u>2,305,500</u>	<u>1,234,500</u>	<u>1,060,000</u>	<u>2,786,000</u>	<u>1,297,500</u>	<u>719,500</u>	<u>1,234,000</u>	<u>793,000</u>	<u>2,108,000</u>	<u>23,511,000</u>
	TOTALS	\$4,255,500	\$16,598,500	\$4,709,500	\$5,910,000	\$ 3,164,000	\$2,617,500	\$ 7,404,500	\$3,325,000	\$1,844,500	\$2,997,000	\$2,033,000	\$5,402,500	\$60,261,500

TREASURY BONDS

March 16	Market	3,580,500	13,771,500	3,907,500	4,908,500	2,625,000	2,253,500	5,924,500	2,759,500	1,530,500	2,624,000	1,687,000	4,483,000	50,000 000
----------	--------	-----------	------------	-----------	-----------	-----------	-----------	-----------	-----------	-----------	-----------	-----------	-----------	------------

TREASURY BILLS

March 4	Market	2,585,500	9,889,000	2,806,000	3,521,000	1,885,000	1,521,500	4,513,000	1,982,000	1,099,000	1,722,500	1,211,000	3,219,500	35,905,000
5	"	111,500	485,500	128,500	155,000	88,000	67,000	199,000	87,500	48,500	76,000	53,500	142,000	1,582,000
6	"	295,500	1,158,000	327,000	410,500	220,000	177,500	526,500	231,000	128,000	201,000	141,500	375,500	4,187,000
11	"	1,098,000	4,288,000	1,215,000	1,525,000	816,500	659,000	1,884,500	858,500	476,000	316,000	524,500	1,394,000	15,550,000
16	"	386,000	1,309,500	371,000	466,500	249,500	114,500	563,000	262,500	145,500	249,000	160,500	426,500	4,754,000
18	"	871,500	3,399,000	964,500	1,210,000	648,000	556,000	1,462,000	681,000	377,500	647,500	416,500	1,106,500	12,340,000
25	"	<u>1,166,000</u>	<u>4,547,500</u>	<u>1,220,000</u>	<u>1,619,000</u>	<u>866,500</u>	<u>744,000</u>	<u>1,956,500</u>	<u>911,000</u>	<u>505,500</u>	<u>333,500</u>	<u>557,000</u>	<u>1,480,500</u>	<u>16,510,000</u>
	TOTALS	\$6,414,000	\$25,016,500	\$7,097,000	\$8,907,000	\$4,768,500	\$3,939,500	\$11,104,500	\$5,013,500	\$2,780,000	\$4,578,500	\$3,064,500	\$8,144,500	\$90,828,000
		<i>14,200,000</i>	<i>55,386,500</i>	<i>15,714,000</i>	<i>19,720,500</i>	<i>10,557,000</i>	<i>8,810,500</i>	<i>22,423,500</i>	<i>11,098,000</i>	<i>6,155,000</i>	<i>10,199,500</i>	<i>16,734,500</i>	<i>18,030,000</i>	<i>201,039,500</i>

SALE BY THE FEDERAL RESERVE BANK OF CHICAGO TO THE FEDERAL RESERVE BANK OF KANSAS CITY OF \$10,000,000 PAR VALUE PARTICIPATION IN SYSTEM ACCOUNT AT BOOK VALUES

March 6	Treas. Notes						6,845,500			6,845,500				6,845,500
	Treas. Bonds						874,500			874,500				874,500
	Treas. Bills						2,280,000			2,280,000				2,280,000
	Totals						\$10,000,000			\$10,000,000				\$10,000,000

SALE BY THE FEDERAL RESERVE BANK OF CHICAGO TO THE FEDERAL RESERVE BANK OF ATLANTA OF \$6,000,000 PAR VALUE PARTICIPATION IN SYSTEM ACCOUNT AT BOOK VALUES

March 11	Treas. Notes						4,096,000	4,096,000						4,096,000
	Treas. Bonds						525,000	525,000						525,000
	Treas. Bills						1,379,000	1,379,000						1,379,000
	Totals						\$6,000,000	\$6,000,000						\$6,000,000

SALE BY THE FEDERAL RESERVE BANK OF NEW YORK AND THE FEDERAL RESERVE BANK OF CHICAGO TO THE FEDERAL RESERVE BANK OF DALLAS OF \$10,000,000 PAR VALUE PARTICIPATION IN SYSTEM ACCOUNT AT BOOK VALUES

March 28	Treas. Notes		3,309,000					3,309,000			6,618,000			6,618,000
	Treas. Bonds		550,000					550,000			1,100,000			1,100,000
	Treas. Bills		<u>1,141,000</u>					<u>1,141,000</u>			<u>2,282,000</u>			<u>2,282,000</u>
	Totals		\$ 5,000,000					\$5,000,000			\$10,000,000			\$10,000,000

Produced from the Originals by the Office of the National Archives

DECLASSIFIED Authority E.O. 10501

*mpc*

*LN*

~~352,415-2~~  
333,344-2

*File  
mpe  
3/11/36*

**FEDERAL RESERVE BANK  
OF NEW YORK**

Division of Bank Operations File  
**RECEIVED**

**MAR 10 1936**

**DIVISION OF  
BANK OPERATIONS**


March 9, 1936

Mr. E. L. Smead, Chief,  
Division of Bank Operations,  
Board of Governors of the  
Federal Reserve System,  
Washington, D. C.

Dear Mr. Smead:

In accordance with your standing instructions, we are enclosing a statement showing purchases of Government securities for the System Account during the month of February, 1936.

Very truly yours,



S. A. Miller  
Manager, Securities Dept

Encl.

STATEMENT SHOWING PURCHASES OF GOVERNMENT SECURITIES FOR THE FEDERAL RESERVE SYSTEM AND THEIR APPORTIONMENT TO FEDERAL RESERVE BANKS DURING THE MONTH OF FEBRUARY, 1936

TREASURY NOTES

Date	Source of Purchase	Boston	New York	Phila.	Cleveland	Richmond	Atlanta	Chicago	St. Louis	Minn.	Kan. City	Dallas	San. Fran.	Totals
Feb. 3	Market	\$ 399,000	\$ 1,556,000	\$ 441,500	\$ 554,000	\$ 296,500	\$ 239,500	\$ 713,000	\$ 312,000	\$ 173,000	\$ 271,000	\$ 188,000	\$ 506,500	\$ 5,650,000
4	"	176,500	688,500	195,500	245,000	181,500	106,000	315,500	139,000	76,500	120,000	83,000	224,000	2,500,000
5	"	155,500	607,000	172,500	216,000	116,000	92,500	278,000	122,000	68,000	105,500	73,500	197,500	2,205,000
11	"	689,000	2,687,000	762,500	956,500	512,000	413,500	1,280,500	588,500	293,500	469,000	324,500	874,500	9,755,000
TOTALS		\$1,420,000	\$ 5,588,500	\$1,572,000	\$1,971,500	\$1,056,000	\$ 352,500	\$2,587,000	\$1,110,500	\$ 616,000	\$ 964,500	\$ 669,000	\$1,802,500	\$20,110,000

TREASURY BILLS

Feb. 4	Market	853,000	1,377,000	390,500	490,500	262,500	212,000	680,500	276,000	153,000	240,000	166,500	448,500	5,000,000
5	"	1,192,000	4,649,500	1,319,000	1,655,500	386,000	715,500	2,129,500	931,500	516,500	310,000	561,500	1,513,500	16,880,000
10	"	102,500	399,500	118,500	142,000	76,000	61,500	188,000	80,000	44,500	69,500	43,000	180,000	1,450,000
11	"	276,500	1,079,500	306,500	384,500	206,000	166,000	494,500	216,500	120,000	188,000	130,500	351,500	3,920,000
18	"	176,500	688,500	195,500	245,000	181,500	106,000	314,000	138,000	76,500	120,000	84,500	224,000	2,500,000
17	"	1,455,500	5,678,000	1,611,000	2,021,500	1,082,500	373,500	2,591,000	1,138,000	631,000	939,000	695,500	1,348,500	20,615,000
19	"	847,500	3,305,000	937,500	1,177,000	630,000	508,500	1,508,000	662,500	387,500	575,500	405,000	1,076,000	12,000,000
26	"	934,000	3,642,500	1,033,500	1,297,000	694,500	560,500	1,662,000	780,000	405,000	634,500	446,000	1,185,500	13,225,000
TOTALS		\$5,337,500	\$20,319,500	\$5,907,000	\$7,413,000	\$3,969,000	\$3,203,500	\$9,512,500	\$4,172,500	\$2,314,000	\$3,626,500	\$2,537,500	\$6,777,500	\$75,590,000

SALE BY THE FEDERAL RESERVE BANK OF CHICAGO TO THE FEDERAL RESERVE BANK OF DALLAS OF \$1,025,000 PAR VALUE PARTICIPATION IN SYSTEM ACCOUNT ON FEBRUARY 11, 1936, AT BOOK VALUES.

Feb. 11	Tr. Notes	712,500	712,500	712,500
	Tr. Bonds	33,500	33,500	33,500
	Tr. Bills	228,000	228,000	228,000
	Totals	\$1,025,000	\$1,025,000	\$1,025,000

DECLASSIFIED  
Authority E.O. 10501

Reproduced from the Unclassified / Declassified Holdings of the National Archives

DECLASSIFIED  
Authority E.O. 10501

Division of Bank operations File

332.344-2

*File  
mPC 2/3/36*

FEDERAL RESERVE BANK  
OF NEW YORK

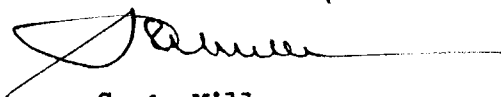
February 7, 1936

Mr. E. I. Smead, Chief,  
Division of Bank Operations,  
Board of Governors of the  
Federal Reserve System,  
Washington, D. C.

Dear Mr. Smead:

In accordance with your standing instructions, we are enclosing a statement showing purchases of Government securities for the System Account during the month of January, 1936.

Very truly yours,



S. A. Miller  
Manager, Securities Dept

Encl.



STATEMENT SHOWING PURCHASES OF GOVERNMENT SECURITIES FOR THE FEDERAL RESERVE SYSTEM AND THEIR APPORTIONMENT TO FEDERAL RESERVE BANKS DURING THE MONTH OF JANUARY, 1936

TREASURY NOTES

<u>Date of Purchase</u>		<u>Boston</u>	<u>New York</u>	<u>Philadelphia</u>	<u>Cleveland</u>	<u>Richmond</u>	<u>Atlanta</u>	<u>Chicago</u>	<u>St. Louis</u>	<u>Minneapolis</u>	<u>Kansas City</u>	<u>Dallas</u>	<u>San Fran.</u>	<u>Totals</u>
Jan. 29	Market	\$ 70,500	\$ 275,500	\$ 78,000	\$ 98,000	\$ 52,500	\$ 42,500	\$ 126,000	\$ 55,500	\$ 30,500	\$ 43,000	\$ 33,500	\$ 89,500	\$ 1,000,000

TREASURY BILLS

Jan. 8	"	1,361,500	5,310,000	1,506,500	1,891,000	1,012,000	817,000	2,432,000	1,064,000	590,000	925,000	641,500	1,728,500	19,279,000
" 10	"	212,000	826,000	234,500	294,000	157,500	127,000	378,500	165,500	92,000	144,000	100,000	269,000	3,000,000
" 15	"	1,006,500	3,925,000	1,113,500	1,397,500	748,000	604,000	1,797,500	786,500	436,500	683,500	474,000	1,277,500	14,250,000
" 22	"	1,403,500	5,474,000	1,553,000	1,949,000	1,043,500	842,500	2,507,000	1,097,000	608,500	953,500	661,500	1,782,000	19,875,000
" 29	"	635,500	2,479,000	703,500	882,500	472,500	381,500	1,135,500	496,500	275,500	432,000	299,000	807,000	9,000,000
<b>TOTALS</b>		<b>\$4,619,000</b>	<b>\$18,014,000</b>	<b>\$ 5,111,000</b>	<b>\$6,414,000</b>	<b>\$3,433,500</b>	<b>\$2,772,000</b>	<b>\$8,250,500</b>	<b>\$3,609,500</b>	<b>\$2,002,500</b>	<b>\$3,138,000</b>	<b>\$2,176,000</b>	<b>\$5,364,000</b>	<b>\$65,404,000</b>

SALE BY THE FEDERAL RESERVE BANK OF NEW YORK AND THE FEDERAL RESERVE BANK OF CHICAGO TO THE FEDERAL RESERVE BANK OF ST. LOUIS ON JANUARY 3, 1936 OF \$15,000,000 PAR VALUE PARTICIPATION IN SYSTEM ACCOUNT AT BOOK VALUES

Jan. 3	Treas. Notes	3,428,000	6,856,000	10,284,000	10,284,000
"	Bonds	438,000	876,000	1,314,000	1,314,000
"	Bills	1,134,000	2,268,000	3,402,000	3,402,000
<b>TOTALS</b>		<b>\$5,000,000</b>	<b>\$10,000,000</b>	<b>\$15,000,000</b>	<b>\$15,000,000</b>

SALE BY THE FEDERAL RESERVE BANK OF NEW YORK AND THE FEDERAL RESERVE BANK OF CHICAGO TO THE FEDERAL RESERVE BANK OF DALLAS ON JANUARY 4, 1936 OF \$5,000,000 PAR VALUE PARTICIPATION IN SYSTEM ACCOUNT AT BOOK VALUES

Jan. 4	Treas. Notes	1,714,500	1,714,500	3,429,000	3,429,000
"	Bonds	218,500	218,500	437,000	437,000
"	Bills	567,000	567,000	1,134,000	1,134,000
<b>TOTALS</b>		<b>\$2,500,000</b>	<b>\$2,500,000</b>	<b>\$5,000,000</b>	<b>\$5,000,000</b>

Reproduced from the Unclassified / Declassified Holdings of the National Archives

DECLASSIFIED  
Authority E.O. 10501

DECLASSIFIED  
Authority E.O. 10501

*Van ✓*

*l*

833.344-a

**FEDERAL RESERVE BANK  
OF NEW YORK**

RECEIVED  
JAN 8 1936  
DIVISION OF  
BANK OPERATIONS

January 7, 1936

Mr. E. L. Smead, Chief,  
Division of Bank Operations,  
Board of Governors of the  
Federal Reserve System,  
Washington, D. C.

Dear Mr. Smead:

In accordance with your standing instructions, we are enclosing a statement showing purchases of Government securities for the System Account during the month of December, 1935.

Very truly yours,

Manager, Securities Dept

Encl.

STATEMENT SHOWING PURCHASES OF GOVERNMENT SECURITIES FOR THE FEDERAL RESERVE SYSTEM AND THEIR APPORTIONMENT TO FEDERAL RESERVE BANKS DURING THE MONTH OF DECEMBER, 1935

<u>TREASURY NOTES</u>														
Date	Source of Purchase	Boston	New York	Phila.	Cleveland	Richmond	Atlanta	Chicago	St. Louis	Minn.	Kan. City	Dallas	San Fran.	Totals
Dec. 11	Market	\$ 250,500	\$ 989,500	\$ 277,500	\$ 348,000	\$ 186,500	\$ 150,500	\$ 468,000	\$ 172,500	\$ 108,500	\$ 170,000	\$ 110,000	\$ 318,500	\$ 3,550,000
16	"	3,118,000	12,310,500	3,451,000	4,880,500	2,318,000	1,871,000	5,818,500	2,189,000	1,352,000	2,118,500	1,370,000	3,959,000	44,156,000
18	"	212,000	886,500	284,500	294,000	157,500	127,000	395,000	145,500	91,500	144,000	98,000	269,500	3,000,000
<b>TOTALS</b>		<b>\$3,580,500</b>	<b>\$14,186,500</b>	<b>\$8,968,000</b>	<b>\$4,972,500</b>	<b>\$2,662,000</b>	<b>\$2,148,500</b>	<b>\$6,691,500</b>	<b>\$2,457,000</b>	<b>\$1,552,000</b>	<b>\$2,482,500</b>	<b>\$1,573,000</b>	<b>\$4,547,000</b>	<b>\$50,706,000</b>

<u>TREASURY BILLS</u>														
Dec. 4	Market	2,359,500	9,316,000	2,611,500	3,277,000	1,754,500	1,416,000	4,408,000	1,619,000	1,023,000	1,603,000	1,086,500	2,996,000	33,415,000
11	"	975,000	3,849,000	1,079,000	1,354,000	724,500	585,000	1,319,000	668,500	422,500	662,500	428,500	1,237,500	13,805,000
16	"	70,500	279,000	78,000	98,000	52,500	42,500	132,000	48,500	30,500	48,000	31,000	89,500	1,000,000
18	"	1,143,500	4,515,500	1,266,000	1,588,500	350,500	686,500	2,134,500	734,500	496,000	777,000	502,500	1,452,000	16,197,000
24	"	1,258,500	4,968,000	1,392,500	1,747,500	935,500	755,000	2,348,000	863,500	545,500	355,000	553,000	1,598,000	17,820,000
31	"	986,000	3,892,500	1,091,000	1,369,000	733,000	591,500	1,840,000	676,500	427,500	670,000	433,000	1,252,000	13,962,000
<b>TOTALS</b>		<b>\$6,793,000</b>	<b>\$26,820,000</b>	<b>\$ 7,518,000</b>	<b>\$9,434,000</b>	<b>\$5,050,500</b>	<b>\$4,076,500</b>	<b>\$12,676,500</b>	<b>\$4,660,500</b>	<b>\$2,945,000</b>	<b>\$4,615,500</b>	<b>\$2,984,500</b>	<b>\$8,625,000</b>	<b>\$96,199,000</b>

*Total* 106,905,000

Reproduced from the Unclassified / Declassified Holdings of the National Archives

DECLASSIFIED  
Authority E.O. 10501

STATEMENT SHOWING PURCHASES OF GOVERNMENT SECURITIES FOR THE FEDERAL RESERVE SYSTEM AND THEIR APPORTIONMENT TO FEDERAL RESERVE BANKS DURING THE MONTH OF NOVEMBER, 1935

333,344-2 TREASURY BILLS

12/1/35

Date	Source of Purchase	Boston	New York	Philadelphia	Cleveland	Richmond	Atlanta	Chicago	St. Louis	Minneapolis	Kan. City	Dallas	San Fran.	Totals
Nov. 6	Market	\$ 882,500	\$ 2,499,000	\$ 977,000	\$1,226,000	\$ 656,500	\$ 529,500	\$1,647,000	\$ 605,500	\$ 382,500	\$ 599,500	\$ 374,000	\$1,121,000	\$12,500,00
" 18	"	1,059,500	4,182,000	1,172,500	1,471,000	787,500	685,500	1,976,500	726,500	459,000	719,500	465,500	1,845,000	15,000,00
" 20	"	548,000	2,163,500	606,500	761,000	407,500	829,000	1,022,500	376,000	287,500	372,500	240,500	695,500	7,760,00
" 27	"	1,180,000	4,461,000	1,250,500	1,569,000	840,000	678,000	2,108,500	775,000	489,500	767,500	496,500	1,484,500	16,000,00
TOTALS		\$3,620,000	\$14,805,500	\$4,006,500	\$5,027,000	\$2,691,500	\$2,172,000	\$6,754,500	\$2,488,000	\$1,568,500	\$2,459,000	\$1,576,500	\$4,596,000	\$51,260,00

SALE BY FEDERAL RESERVE BANK OF NEW YORK TO THE FEDERAL RESERVE BANK OF DALLAS OF \$2,500,000 PAR VALUE PARTICIPATION IN SYSTEM ACCOUNT

Nov. 6	Treas. Notes	1,728,000	1,728,000	1,728,00
" 6	" Bonds	218,000	218,000	218,00
" 6	" Bills	554,000	554,000	554,00
TOTALS		\$2,500,000	\$2,500,000	\$2,500,00

Reproduced from the Unclassified / Declassified Holdings of the National Archives

DECLASSIFIED  
Authority E.O. 10501

DECLASSIFIED  
Authority E.O. 10501

333,344-2

FEDERAL RESERVE BANK  
OF NEW YORK

NOV-8

November 6, 1935

Mr. E. L. Smead, Chief,  
Division of Bank Operations,  
Board of Governors of the Federal  
Reserve System,  
Washington, D. C.

Dear Mr. Smead:

In accordance with your standing instructions, we are enclosing a statement showing purchases of Government securities for the System Account during the month of October, 1935.

Very truly yours,

per pro *[Signature]*  
(Securities Dept)

Encl.

STATEMENT SHOWING PURCHASES OF GOVERNMENT SECURITIES FOR THE FEDERAL RESERVE SYSTEM AND THEIR APPORTIONMENT TO FEDERAL RESERVE BANKS DURING THE MONTH OF OCTOBER, 1935

TREASURY NOTES

Date	Source of Purchase	Boston	New York	Philadelphia	Cleveland	Richmond	Atlanta	Chicago	St. Louis	Minneapolis	Kansas City	Dallas	San Francisco	Totals
Oct. 28	Market	\$ 74,500	\$ 297,000	\$ 88,000	\$ 104,000	\$ 55,500	\$ 45,000	\$ 140,000	\$ 51,500	\$ 33,000	\$ 51,000	\$ 31,500	\$ 95,000	\$ 1,061,000
" 30	"	311,500	1,283,500	344,000	432,000	281,500	186,500	580,500	213,000	134,500	211,500	131,500	395,000	4,405,000
	TOTALS	\$386,000	\$1,580,500	\$427,000	\$536,000	\$287,000	\$231,500	\$720,500	\$264,500	\$167,500	\$262,500	\$163,000	\$490,000	\$5,466,000

LIBERTY LOAN AND TREASURY BONDS

Oct. 4	Market	176,500	700,000	195,500	245,000	181,000	106,000	329,500	121,000	76,500	120,000	75,000	224,000	2,500,000
" 7	"	56,500	224,000	62,500	78,500	42,000	84,000	105,500	33,500	24,500	38,000	24,000	72,000	800,000
" 9	"	106,000	420,000	117,000	147,000	79,000	68,500	197,500	72,500	46,000	72,000	45,000	134,500	1,500,000
" 11	"	70,500	280,000	78,000	98,000	52,500	42,500	132,000	48,500	30,500	48,000	30,000	89,500	1,000,000
" 14	"	360,000	1,427,500	398,500	500,000	268,000	216,000	672,000	247,000	156,000	245,000	152,500	457,500	5,100,000
" 17	"	9,000	36,000	10,500	12,800	6,500	5,500	17,000	6,500	4,000	6,000	3,500	11,500	128,800
"	TOTALS	\$778,500	\$3,087,500	\$ 862,000	\$1,081,300	\$579,000	\$467,500	\$1,453,500	\$ 534,000	\$ 337,500	\$ 529,000	\$ 330,000	\$ 989,000	\$11,028,300

TREASURY BILLS

Oct. 2	Market	1,138,000	4,512,000	1,259,500	1,581,000	846,500	683,000	2,124,000	781,000	493,500	773,500	482,000	1,445,000	18,119,000
" 7	"	388,500	1,539,500	430,000	539,500	288,500	233,000	724,500	266,500	168,500	264,000	164,500	493,000	5,500,000
" 8	"	755,500	2,995,000	836,000	1,049,500	561,500	453,500	1,410,000	518,500	327,500	513,500	320,000	959,500	10,700,000
" 9	"	1,144,000	4,534,500	1,266,000	1,589,000	850,500	686,500	2,135,000	785,000	496,000	777,000	484,000	1,452,500	16,200,000
" 18	"	1,394,500	5,528,500	1,543,500	1,937,000	1,037,000	837,000	2,602,500	956,500	604,500	947,500	590,500	1,771,000	19,750,000
" 17	"	106,000	420,000	117,000	147,000	79,000	63,500	197,500	72,500	46,000	72,000	45,000	134,500	1,500,000
" 21	"	70,500	280,000	78,000	98,000	52,500	42,500	132,000	48,500	30,500	48,000	30,000	89,500	1,000,000
" 23	"	1,276,500	5,059,500	1,412,500	1,772,500	949,000	766,000	2,381,500	875,500	553,000	867,000	540,500	1,620,500	18,074,000
" 30	"	848,500	3,364,500	939,500	1,179,000	631,000	509,500	1,584,000	582,500	368,000	576,500	359,500	1,077,500	12,020,000
	TOTALS	\$7,122,000	\$28,233,500	\$7,882,000	\$9,892,500	\$5,295,500	\$4,274,500	\$13,291,000	\$4,886,500	\$3,087,500	\$4,839,000	\$3,016,000	\$9,043,000	\$100,863,000

8,286,500 - 32,841,500 - 9,171,000 - 11,509,800 - 6,161,500 4,973,500 15,465,000 5,685,000 3,592,500 5,630,500 3,509,000 10,522,000 117,357,500

Reproduced from the Unclassified Declassified Holdings of the National Archives

DECLASSIFIED Authority E.O. 10501

333 344-2  
10/1/35

STATEMENT SHOWING PURCHASES OF GOVERNMENT SECURITIES FOR THE FEDERAL RESERVE SYSTEM AND THEIR APPORTIONMENT TO FEDERAL RESERVE BANKS DURING THE MONTH OF SEPTEMBER, 1935

		TREASURY NOTES												
Date of Purchase		BOSTON	NEW YORK	PHILADELPHIA	CLEVELAND	RICHMOND	ATLANTA	CHICAGO	ST. LOUIS	MINNEAPOLIS	KANSAS CITY	DALLAS	SAN FRANCISCO	TOTALS
Sept. 4	Market	\$ 418,500	\$ 1,848,500	\$ 488,500	\$ 581,500	\$ 311,000	\$ 251,500	\$ 781,500	\$ 287,500	\$ 181,500	\$ 284,500	\$ 190,500	\$ 582,000	\$ 5,980,000
" 6	"	212,000	889,500	284,500	294,000	157,500	127,000	395,500	145,500	92,000	144,000	89,500	269,000	3,000,000
" 9	"	847,500	3,859,000	987,500	1,177,000	680,000	508,500	1,581,000	581,500	367,500	575,500	859,000	1,076,000	12,000,000
" 10	"	565,000	2,289,500	625,000	784,500	420,000	389,000	1,054,000	387,500	245,000	384,000	289,000	717,500	8,000,000
" 16	"	3,495,500	13,856,500	3,868,500	4,854,500	2,599,000	2,097,500	6,528,000	2,398,000	1,515,000	2,375,000	1,480,000	4,488,500	49,501,000
" 17	"	445,000	1,763,500	492,500	618,000	380,500	267,000	830,000	305,000	198,000	302,000	188,500	565,000	6,300,000
" 18	"	2,193,500	8,695,000	2,427,500	3,046,000	1,631,000	1,316,500	4,093,500	1,505,000	950,500	1,490,000	929,000	2,785,500	31,068,000
" 19	"	600,000	2,879,500	664,500	888,500	446,500	360,000	1,120,000	412,000	260,000	408,000	254,000	762,000	3,500,000
" 25	"	656,000	2,599,500	725,500	911,000	487,500	393,500	1,224,000	450,000	284,500	445,500	277,500	832,500	9,287,000
TOTALS		\$9,488,000	\$37,378,500	\$10,489,000	\$13,100,000	\$7,013,000	\$5,660,500	\$17,602,500	\$6,472,000	\$4,089,000	\$6,408,500	\$4,007,000	\$11,978,000	\$133,581,000
		TREASURY BONDS												
Sept. 26	Market	95,500	378,000	105,500	182,500	71,000	57,000	178,000	65,500	41,500	64,000	40,500	121,000	1,350,000
		TREASURY BILLS												
Sept. 4	Market	699,000	2,749,000	778,500	971,000	520,000	419,500	1,304,500	479,500	303,000	475,000	818,500	887,500	9,900,000
" 11	"	995,500	3,947,000	1,102,000	1,388,000	740,500	597,500	1,858,000	683,000	431,500	676,500	421,500	1,264,000	14,100,000
" 18	"	115,000	456,500	127,500	160,000	85,500	69,000	214,500	79,000	50,000	78,500	48,500	146,000	1,680,000
" 23	"	141,000	560,000	156,500	196,000	105,000	84,500	288,500	97,000	61,000	96,000	60,000	179,500	2,000,000
" 25	"	1,879,000	7,450,000	2,080,000	2,609,500	1,897,000	1,128,000	3,508,500	1,289,000	814,500	1,277,000	796,000	2,386,500	26,618,000
" 26	"	282,500	1,119,500	312,500	892,000	210,000	170,000	527,000	193,500	122,500	192,500	119,500	358,500	4,000,000
TOTALS		\$4,112,000	\$16,282,000	\$4,552,000	\$5,711,500	\$3,058,000	\$2,468,500	\$7,674,000	\$2,821,000	\$1,782,500	\$2,795,500	\$1,764,000	\$5,222,000	\$58,248,000

SALE BY THE FEDERAL RESERVE BANK OF DALLAS TO THE FEDERAL RESERVE BANK OF NEW YORK OF \$5,000,000 PAR VALUE PARTICIPATION IN SYSTEM ACCOUNT

Sept. 4	Treas. Notes	3,891,500	\$3,891,500	\$3,891,500
	L/L & Treas. Bonds	528,500	528,500	528,500
	Treas. Bills	1,080,000	1,080,000	1,080,000
TOTALS		\$5,000,000	\$5,000,000	\$5,000,000

193.174

DECLASSIFIED  
Authority E.O. 10501

Division of Bank Operations File  
333,344-2

FEDERAL RESERVE BANK  
OF NEW YORK

RECEIVED

SEP 2 - 1955

September 5, 1955

Mr. E. L. Smead,  
Chief, Division of Bank Operations,  
Board of Governors of the Federal Reserve System,  
Washington, D. C.

Dear Mr. Smead:

In accordance with your standing instructions,  
we are enclosing a statement showing purchases of Government  
securities for the System Account during the month of August,  
1955.

Very truly yours,

per pro   
(Securities Department)



STATEMENT SHOWING PURCHASES OF GOVERNMENT SECURITIES FOR THE FEDERAL RESERVE SYSTEM AND THEIR APPORTIONMENT TO FEDERAL RESERVE BANKS DURING THE MONTH OF AUGUST, 1935

Date of Purchase	Market	TREASURY NOTES												
		BOSTON	NEW YORK	PHILADELPHIA	CLEVELAND	RICHMOND	ATLANTA	CHICAGO	ST. LOUIS	MINNEAPOLIS	KANSAS CITY	DALLAS	SAN FRAN CISCO	TOTALS
Aug. 1	Market	\$ 140,500	\$ 556,400	\$ 155,500	\$ 195,000	\$ 104,500	\$ 84,000	\$ 262,000	\$ 96,000	\$ 61,000	\$ 95,500	\$ 59,500	\$ 178,000	\$ 1,987,900
" 7	"	885,000	8,288,500	924,000	1,159,500	621,000	501,000	1,558,000	578,000	862,000	567,500	380,000	1,060,500	11,825,000
" 14	"	988,500	8,887,500	1,094,000	1,878,000	785,000	593,500	1,845,000	678,000	428,500	671,500	450,000	1,255,500	14,000,000
" 21	"	660,500	2,597,000	781,000	917,500	491,000	396,000	1,232,500	453,000	286,500	448,500	301,000	838,500	9,853,000
" 28	"	1,026,500	4,087,500	1,186,500	1,426,000	768,500	616,000	1,916,000	794,000	445,000	697,500	467,500	1,304,000	14,540,000
TOTALS		\$8,651,000	\$14,861,900	\$4,041,000	\$5,071,000	\$2,715,000	\$2,190,500	\$6,813,500	\$2,504,000	\$1,583,000	\$2,480,500	\$1,658,000	\$4,686,500	\$51,705,900

		TREASURY BILLS												
Aug. 7	Market	967,500	8,804,000	1,071,000	1,344,000	719,000	580,500	1,305,500	668,500	419,500	657,000	440,500	1,228,000	13,700,000
" 14	"	696,500	2,788,500	771,000	967,000	517,500	417,500	1,299,500	478,000	302,000	478,500	317,000	884,000	9,862,000
" 15	"	262,000	1,080,500	290,000	364,000	195,000	157,500	489,000	180,000	113,500	178,000	119,500	338,000	3,712,000
" 21	"	529,500	2,082,500	586,000	785,500	394,000	318,000	988,000	368,500	229,500	360,000	241,000	672,500	7,500,000
" 28	"	282,500	1,110,500	312,500	892,500	210,000	169,500	527,000	194,000	122,500	192,000	128,500	358,500	4,000,000
TOTALS		\$2,738,000	\$10,766,000	\$3,080,500	\$3,808,000	\$2,085,500	\$1,643,000	\$5,109,000	\$1,879,000	\$1,187,000	\$1,860,500	\$1,246,500	\$3,476,000	\$38,774,000

90,479,900

SALE BY THE FEDERAL RESERVE BANK OF NEW YORK TO THE FEDERAL RESERVE BANK OF DALLAS OF \$5,000,000 PAR VALUE PARTICIPATION IN SYSTEM ACCOUNT

Aug. 5	Treas. Notes	3,277,000	3,277,000	3,277,000
	L/L & Treas. Bonds	528,000	528,000	528,000
	Treas. Bills	1,195,000	1,195,000	1,195,000
TOTALS		\$5,000,000	\$5,000,000	\$5,000,000

DECLASSIFIED  
Authority E.O. 10501

833,394-2  
8/1/35

STATEMENT SHOWING PURCHASES OF GOVERNMENT SECURITIES FOR THE FEDERAL RESERVE SYSTEM AND THEIR APPORTIONMENT TO FEDERAL RESERVE BANKS DURING THE MONTH OF JULY, 1935

TREASURY NOTES														
Date of Purchase	Source of Purchase	BOSTON	NEW YORK	PHILA.	CLEVELAND	RICHMOND	ATLANTA	CHICAGO	ST. LOUIS	MINN.	KAN. CITY	DALLAS	SAN FRAN.	TOTALS
July 1	Market	\$1,881,500	\$ 7,458,500	\$2,082,500	\$2,618,500	\$1,899,000	\$1,129,000	\$ 3,571,000	\$1,290,500	\$ 816,000	\$1,278,500	\$ 786,500	\$2,388,500	\$26,645,000
" 17	"	1,059,000	4,199,000	1,172,000	1,471,500	787,500	635,500	1,976,500	726,500	459,000	719,500	449,000	1,845,000	15,000,000
" 24	"	1,765,500	6,998,000	1,958,500	2,452,000	1,812,500	1,059,500	3,294,500	1,211,000	765,000	1,199,500	747,500	2,241,500	25,000,000
" 31	"	358,000	1,899,500	890,500	490,500	262,500	212,000	659,000	242,000	158,000	240,000	149,500	448,500	5,000,000
	TOTALS	\$5,059,000	\$20,055,000	\$5,598,500	\$7,027,500	\$3,761,500	\$3,036,000	\$ 9,501,000	\$3,470,000	\$2,198,000	\$3,487,500	\$2,082,500	\$6,423,500	\$71,645,000

TREASURY BILLS														
Date of Purchase	Source of Purchase	BOSTON	NEW YORK	PHILA.	CLEVELAND	RICHMOND	ATLANTA	CHICAGO	ST. LOUIS	MINN.	KAN. CITY	DALLAS	SAN FRAN.	TOTALS
July 1	Market	141,000	580,000	156,000	196,000	105,000	85,000	268,000	96,500	91,000	96,000	55,500	180,000	2,000,000
" 8	"	1,358,000	5,364,500	1,497,500	1,879,500	1,006,000	812,000	2,568,500	928,500	586,500	919,500	580,000	1,718,500	19,164,000
" 10	"	1,677,500	6,651,000	1,856,500	2,380,000	1,247,500	1,007,000	3,184,500	1,151,000	727,500	1,140,000	657,000	2,180,500	28,760,000
" 17	"	579,000	2,295,500	641,000	804,000	480,500	847,500	1,080,500	397,500	251,000	393,500	245,000	785,000	8,200,000
" 31	"	1,886,500	7,281,000	2,088,000	2,550,500	1,365,500	1,102,000	3,427,500	1,260,500	796,500	1,247,500	777,500	2,382,000	26,010,000
	TOTALS	\$5,587,000	\$22,152,000	\$6,184,000	\$7,760,000	\$4,154,500	\$3,858,500	\$10,529,000	\$3,834,000	\$2,422,500	\$3,796,500	\$2,265,000	\$7,096,000	\$79,184,000

150,779,000

SALE BY THE FEDERAL RESERVE BANK OF CHICAGO TO THE FEDERAL RESERVE BANK OF DALLAS OF \$5,000,000 PAR VALUE PARTICIPATION IN SYSTEM ACCOUNT AT BOOK VALUES

July 10	Treas. Notes	3,178,500	3,178,500	3,178,500
	L/L & Treas. Bds	582,500	582,500	582,500
	Treas. Bills	1,289,000	1,289,000	1,289,000
	TOTALS	\$5,000,000	\$5,000,000	\$5,000,000

M.P.C  
8/7/35

DECLASSIFIED  
Authority E.O. 10501

Division of Bank Operations File

333,344-2

FEDERAL RESERVE BANK  
OF NEW YORK

July 5, 1935

Mr. E. L. Smead,  
Chief, Division of Bank Operations,  
Federal Reserve Board,  
Washington, D. C.

Dear Mr. Smead:

In accordance with your standing instructions, we are enclosing a statement showing purchases of Government securities for the System Account during the month of June, 1935.

Very truly yours,

per pro   
(Securities Department)

Encl. (1)

STATEMENT SHOWING PURCHASES OF GOVERNMENT SECURITIES FOR THE FEDERAL RESERVE SYSTEM AND THEIR APPORTIONMENT TO FEDERAL RESERVE BANKS DURING THE MONTH OF JUNE, 1935

TREASURY NOTES

Date of Purchase		Boston	New York	Philadelphia	Cleveland	Richmond	Atlanta	Chicago	St. Louis	Minneapolis	Kansas City	Dallas	San Fran.	Totals
June 5	Market	\$ 106,000	\$ 420,000	\$ 110,500	\$ 144,000	\$ 76,500	\$ 68,500	\$ 218,500	\$ 72,500	\$ 46,000	\$ 71,500	\$ 41,500	\$ 184,500	\$ 1,500,000
" 12	"	106,000	420,000	117,000	147,500	78,500	68,500	201,000	78,000	46,000	72,000	41,500	184,000	1,500,000
" 15	"	9,688,500	88,887,700	10,716,500	18,448,500	7,199,500	5,811,000	18,878,500	6,648,500	4,198,000	6,579,000	3,792,000	12,295,500	187,188,200
" 19	"	568,000	2,229,500	622,500	781,500	418,000	887,500	1,068,000	885,500	248,500	882,000	220,000	714,000	7,965,000
	TOTALS	<u>\$10,458,500</u>	<u>\$41,457,200</u>	<u>\$11,566,500</u>	<u>\$14,521,500</u>	<u>\$7,772,500</u>	<u>\$6,275,500</u>	<u>\$19,861,000</u>	<u>\$7,174,500</u>	<u>\$4,588,500</u>	<u>\$7,104,500</u>	<u>\$4,095,000</u>	<u>\$18,278,000</u>	<u>\$148,098,200</u>

LIBERTY LOAN AND TREASURY BONDS

June 5	Market	166,000	658,000	178,000	225,000	120,000	99,500	384,000	114,000	72,000	118,000	65,000	210,500	2,850,000
--------	--------	---------	---------	---------	---------	---------	--------	---------	---------	--------	---------	--------	---------	-----------

TREASURY BILLS

June 5	Market	2,188,000	8,456,000	2,225,000	2,894,500	1,548,000	1,280,000	4,295,000	1,463,500	924,500	1,449,500	885,500	2,708,500	30,208,000
" 10	"	282,500	1,119,500	812,500	392,500	210,000	169,500	586,000	194,000	122,500	192,000	110,500	858,500	4,000,000
" 11	"	909,500	3,605,500	1,006,500	1,258,000	676,000	546,000	1,726,000	624,000	894,500	618,000	856,000	1,155,000	12,880,000
" 12	"	2,590,500	10,269,000	2,867,000	3,597,500	1,926,000	1,554,500	4,916,500	1,777,000	1,128,000	1,760,000	1,014,500	8,289,500	86,685,000
" 17	"	853,000	1,899,500	890,500	490,500	262,500	212,000	670,000	242,000	153,000	240,000	188,500	448,500	5,000,000
" 19	"	795,000	3,158,500	880,500	1,104,500	591,500	477,500	1,509,500	546,000	845,000	540,500	811,500	1,010,000	11,265,000
" 26	"	1,768,000	6,988,500	1,951,000	2,448,000	1,810,500	1,058,000	3,846,000	1,209,500	764,000	1,197,500	690,500	2,238,500	24,965,000
	TOTALS	<u>\$ 8,826,500</u>	<u>\$34,991,500</u>	<u>\$9,688,000</u>	<u>\$12,190,500</u>	<u>\$6,519,500</u>	<u>\$5,297,500</u>	<u>\$16,999,000</u>	<u>\$6,056,000</u>	<u>\$8,826,500</u>	<u>\$5,997,500</u>	<u>\$8,457,000</u>	<u>\$11,208,500</u>	<u>\$125,008,000</u>

29541.200

SALE BY THE FEDERAL RESERVE BANK OF CHICAGO TO THE FEDERAL RESERVE BANK OF MINNEAPOLIS OF \$5,000,000 PAR VALUE PARTICIPATION IN SYSTEM ACCOUNT AT BOOK VALUES

June 4	Treas. Notes L/L & Tr. Bds Treas. Bills							3,286,000 583,000 1,181,000		3,286,000 583,000 1,181,000				3,286,000 583,000 1,181,000
	TOTALS							<u>\$5,000,000</u>		<u>\$5,000,000</u>				<u>\$5,000,000</u>

SALE BY THE FEDERAL RESERVE BANK OF CHICAGO TO THE FEDERAL RESERVE BANK OF RICHMOND OF \$3,158,000 PAR VALUE PARTICIPATION IN SYSTEM ACCOUNT AT BOOK VALUES

June 7	Treas. Notes L/L & Tr. Bds Treas. Bills							2,028,500 370,500 754,000		2,028,500 370,500 754,000				2,028,500 370,500 754,000
	TOTALS							<u>\$3,158,000</u>		<u>\$3,158,000</u>				<u>\$3,158,000</u>

SALE BY THE FEDERAL RESERVE BANK OF CHICAGO TO THE FEDERAL RESERVE BANK OF CLEVELAND OF \$5,000,000 PAR VALUE PARTICIPATION IN SYSTEM ACCOUNT AT BOOK VALUES

June 8	Treas. Notes L/L & Tr. Bds Treas. Bills							3,217,000 588,000 1,195,000		3,217,000 588,000 1,195,000				3,217,000 588,000 1,195,000
	TOTALS							<u>\$5,000,000</u>		<u>\$5,000,000</u>				<u>\$5,000,000</u>

SALE BY THE FEDERAL RESERVE BANK OF CHICAGO TO THE FEDERAL RESERVE BANK OF PHILADELPHIA OF \$10,000,000 PAR VALUE PARTICIPATION IN SYSTEM ACCOUNT AT BOOK VALUES

June 10	Treas. Notes L/L & Tr. Bds Treas. Bills							6,484,000 1,176,000 2,390,000		6,484,000 1,176,000 2,390,000				6,484,000 1,176,000 2,390,000
	TOTALS							<u>\$10,000,000</u>		<u>\$10,000,000</u>				<u>\$10,000,000</u>

DECLASSIFIED  
Authority E.O. 10501

23153.000

*LB*

333,344-2  
Division of Bank Operations File

RECEIVED

JUN 5 1935

DIVISION OF BANK OPERATIONS

FEDERAL RESERVE BANK  
OF NEW YORK

June 4, 1935

Mr. E. L. Smead,  
Chief, Division of Bank Operations,  
Federal Reserve Board,  
Washington, D. C.

Dear Mr. Smead:

In accordance with your standing instructions, we are enclosing a statement showing purchases of Government securities for the System Account during the month of May, 1935.

Very truly yours,

per *[Signature]*  
(Securities Dept)

Encl.

**STATEMENT SHOWING PURCHASES OF GOVERNMENT SECURITIES FOR THE FEDERAL RESERVE SYSTEM AND THEIR APPORTIONMENT TO FEDERAL RESERVE BANKS DURING THE MONTH OF MAY, 1936**

**TREASURY NOTES**

Date of Purchases	Source of Purchases	Boston	New York	Philadelphia	Cleveland	Richmond	Atlanta	Chicago	St. Louis	Minneapolis	Kan. City	Dallas	San Fran.	Totals
May 1	Market	\$ 438,000	\$ 1,736,500	\$ 456,500	\$ 595,000	\$ 316,500	\$ 263,000	\$ 912,500	\$ 301,000	\$ 176,000	\$ 297,500	\$ 171,500	\$ 539,000	\$ 6,203,000
" 6	"	282,500	1,119,500	294,500	383,000	204,500	169,500	588,500	194,000	113,500	192,000	110,500	348,000	4,000,000
" 8	"	1,015,500	4,027,000	1,059,500	1,378,000	735,000	610,000	2,116,500	697,000	408,000	690,000	397,500	1,251,000	14,385,000
" 15	"	247,000	980,000	258,000	335,500	178,500	148,500	505,500	169,500	99,000	188,000	97,000	313,500	3,500,000
" 16	"	70,500	280,000	73,500	96,000	51,000	42,500	144,500	48,500	28,500	48,000	27,500	89,500	1,000,000
" 20	"	35,000	140,000	36,500	48,000	26,000	21,500	72,000	24,000	14,500	24,000	13,500	45,000	500,000
" 21	"	141,500	559,500	147,500	191,500	102,000	85,000	289,000	97,000	56,500	96,000	55,000	179,500	2,000,000
" 22	"	60,500	239,500	63,000	82,000	44,000	36,000	124,000	41,500	24,000	41,000	24,000	76,500	856,000
" 27	"	<u>1,271,000</u>	<u>5,039,000</u>	<u>1,326,000</u>	<u>1,724,500</u>	<u>919,500</u>	<u>792,500</u>	<u>2,600,000</u>	<u>671,500</u>	<u>510,500</u>	<u>883,500</u>	<u>499,000</u>	<u>1,614,000</u>	<u>18,000,000</u>
<b>TOTALS</b>		<b>\$3,561,500</b>	<b>\$ 14,121,000</b>	<b>\$3,715,000</b>	<b>\$4,833,500</b>	<b>\$2,577,000</b>	<b>\$2,138,500</b>	<b>\$7,352,500</b>	<b>\$2,444,000</b>	<b>\$1,430,500</b>	<b>\$2,420,000</b>	<b>\$1,394,500</b>	<b>\$4,456,000</b>	<b>\$50,444,000</b>

**LIBERTY LOAN AND TREASURY BONDS**

May 2	Market	141,000	580,000	147,500	191,500	102,000	85,000	294,000	97,000	56,500	96,000	55,500	174,000	2,000,000
" 3	"	70,500	280,000	73,500	96,000	51,000	42,500	147,000	48,500	28,500	48,000	27,500	87,000	1,000,000
" 6	"	282,500	1,119,500	294,500	383,000	204,500	169,500	588,500	194,000	113,500	192,000	110,500	348,000	4,000,000
" 8	"	49,500	196,000	51,500	67,000	35,500	29,500	103,000	34,000	20,000	33,500	19,500	61,000	700,000
" 15	"	791,000	3,135,000	825,000	1,073,000	572,500	474,500	1,617,500	542,500	317,500	537,500	309,500	1,004,500	11,200,000
" 20	"	212,000	839,500	221,000	287,500	153,000	127,000	433,500	145,500	85,000	144,000	83,000	269,000	3,000,000
" 21	"	197,500	784,000	206,000	268,500	143,000	118,500	404,500	135,500	79,500	134,500	77,500	251,000	2,800,000
" 22	"	70,500	280,000	73,500	96,000	51,000	42,500	144,500	48,500	28,500	48,000	27,500	89,500	1,000,000
" 27	"	<u>282,500</u>	<u>1,119,500</u>	<u>294,500</u>	<u>383,500</u>	<u>204,500</u>	<u>169,500</u>	<u>577,500</u>	<u>194,000</u>	<u>113,500</u>	<u>192,000</u>	<u>110,500</u>	<u>358,500</u>	<u>4,000,000</u>
<b>TOTALS</b>		<b>\$2,097,000</b>	<b>\$ 8,313,500</b>	<b>\$2,187,000</b>	<b>\$2,846,000</b>	<b>\$1,517,000</b>	<b>\$ 1,258,500</b>	<b>\$4,310,000</b>	<b>\$1,439,500</b>	<b>\$ 842,500</b>	<b>\$ 1,425,500</b>	<b>\$ 821,000</b>	<b>\$2,642,500</b>	<b>\$29,700,000</b>

**TREASURY BILLS**

May 1	Market	1,133,000	4,492,000	1,182,000	1,537,000	820,000	680,000	2,361,000	777,000	455,000	770,000	444,000	1,396,000	16,047,000
" 6	"	141,000	580,500	147,500	192,000	102,000	85,000	294,500	96,500	56,500	95,500	55,500	173,500	2,000,000
" 8	"	307,500	1,219,000	320,500	417,500	222,500	184,500	641,000	211,000	123,500	209,000	120,500	378,500	4,355,000
" 15	"	965,500	3,828,000	1,007,000	1,310,500	698,500	579,500	1,975,500	662,500	388,000	656,000	378,000	1,226,000	13,675,000
" 22	"	1,131,000	4,484,000	1,180,000	1,535,000	818,000	679,000	2,313,500	776,000	454,500	768,500	443,000	1,438,500	16,019,000
" 29	"	<u>1,461,500</u>	<u>5,794,500</u>	<u>1,524,500</u>	<u>1,983,500</u>	<u>1,057,500</u>	<u>877,000</u>	<u>2,980,000</u>	<u>1,003,000</u>	<u>587,000</u>	<u>983,000</u>	<u>572,500</u>	<u>1,856,000</u>	<u>20,700,000</u>
<b>TOTALS</b>		<b>\$5,139,500</b>	<b>\$20,378,000</b>	<b>\$5,361,500</b>	<b>\$6,975,500</b>	<b>\$ 3,718,500</b>	<b>\$3,085,000</b>	<b>10,575,500</b>	<b>\$ 3,526,000</b>	<b>\$2,064,500</b>	<b>\$3,492,000</b>	<b>\$2,013,500</b>	<b>\$6,466,500</b>	<b>\$72,796,000</b>

152940.000

**SALE BY THE FEDERAL RESERVE BANK OF CHICAGO TO THE FEDERAL RESERVE BANK OF SAN FRANCISCO OF \$6,000,000 PAR VALUE PARTICIPATION IN SYSTEM ACCOUNT AT BOOK VALUES**

May 18	Treas. Notes	3,842,000	3,842,000	3,842,000
	L/L & Treas. Bonds	712,000	712,000	712,000
	Treas. Bills	<u>1,446,000</u>	<u>1,446,000</u>	<u>1,446,000</u>
	<b>TOTALS</b>	<b>\$6,000,000</b>	<b>\$6,000,000</b>	<b>\$6,000,000</b>

Reproduced from the Unclassified / Declassified Holdings of the National Archives

DECLASSIFIED  
Authority E.O. 10501

*Mr. Lasky*

FEDERAL RESERVE BANK  
OF NEW YORK

*338,344-2*  
MAY - 7 1935

May 6, 1935

Mr. E. L. Smead,  
Chief, Division of Bank Operations,  
Federal Reserve Board,  
Washington, D. C.

Dear Mr. Smead:

In accordance with your standing instructions, we are enclosing a statement showing purchases of Government securities for the System Account during the month of April, 1935.

Very truly yours,

W. B. Matteson  
Assistant Deputy Governor

**STATEMENT SHOWING PURCHASES OF GOVERNMENT SECURITIES FOR THE FEDERAL RESERVE SYSTEM AND THEIR APPORTIONMENT  
TO FEDERAL RESERVE BANKS DURING THE MONTH OF APRIL, 1935**

**TREASURY NOTES**

Date of Purchases		Boston	New York	Philadelphia	Cleveland	Richmond	Atlanta	Chicago	St. Louis	Minneapolis	Kan. City	Dallas	San Fran.	Totals
April 28	Market	\$ 3,815,000.	\$15,001,500.	\$3,979,000.	\$ 5,176,500.	\$ 2,759,500.	\$ 2,289,500.	\$ 7,949,000.	\$2,617,000.	\$ 1,532,500.	\$ 2,592,000.	\$ 1,615,500.	\$ 4,698,000.	\$ 54,025,000.

**LIBERTY LOAN AND TREASURY BONDS**

April 29	Market	282,500.	1,110,500.	294,500.	383,000.	204,500.	189,500.	588,500.	194,000.	113,500.	192,000.	119,500.	348,000.	4,000,000.
----------	--------	----------	------------	----------	----------	----------	----------	----------	----------	----------	----------	----------	----------	------------

**TREASURY BILLS**

April 1	Market	141,000	555,500	147,500	191,500	102,000	84,500	294,500	97,000	56,500	96,000	60,000	174,000	2,000,000
" 3	"	935,500	3,679,000	976,000	1,269,500	677,000	561,500	1,949,500	642,000	376,000	635,500	398,000	1,158,500	13,250,000
" 8	"	282,500	1,110,500	294,500	383,500	204,500	189,500	588,500	193,500	113,500	192,000	119,500	348,000	4,000,000
" 10	"	1,308,500	5,146,000	1,365,000	1,776,000	946,500	786,500	2,726,500	898,000	525,500	889,000	554,000	1,611,500	18,532,000
" 11	"	70,500	277,500	73,500	96,000	51,000	42,500	147,000	48,500	28,500	48,000	30,000	87,000	1,000,000
" 15	"	99,000	388,500	103,000	134,000	71,500	59,500	206,000	68,000	39,500	67,000	42,000	122,000	1,400,000
" 17	"	1,288,500	5,067,500	1,344,000	1,749,000	933,000	773,500	2,685,000	884,000	517,500	875,500	545,500	1,587,000	18,250,000
" 19	"	70,500	277,500	73,500	96,000	51,000	42,500	147,000	48,500	28,500	48,000	30,000	87,000	1,000,000
" 24	"	2,733,000	10,747,000	2,850,500	3,708,500	1,977,000	1,640,000	5,694,500	1,875,000	1,097,500	1,857,000	1,157,500	3,365,500	38,703,000
" 29	"	212,000	833,500	221,000	287,500	153,000	127,000	441,500	145,000	85,000	144,000	90,000	260,500	3,000,000
<b>TOTALS</b>		<u>\$ 7,141,000.</u>	<u>\$28,082,500.</u>	<u>\$7,448,500.</u>	<u>\$ 9,691,500.</u>	<u>\$ 5,166,500.</u>	<u>\$ 4,286,000.</u>	<u>\$14,880,000.</u>	<u>\$ 4,899,500.</u>	<u>\$2,868,000.</u>	<u>\$4,852,000.</u>	<u>\$3,024,500.</u>	<u>\$ 8,795,000.</u>	<u>\$101,135,000.</u>

159,160,000

**SALE BY THE FEDERAL RESERVE BANK OF DALLAS TO THE FEDERAL RESERVE BANK OF NEW YORK ON APRIL 30, 1935 OF \$5,000,000 PARTICIPATION  
IN SYSTEM ACCOUNT AT BOOK VALUES**

April 30	Treas. Notes	3,180,000												3,180,000
	L/L & Treas. Bonds	592,000												592,000
	Treas. Bills	1,248,000												1,248,000
	<b>TOTALS</b>	<u>\$5,000,000.</u>												<u>\$5,000,000</u>

Reproduced from the Unclassified / Declassified Holdings of the National Archives

DECLASSIFIED  
Authority E.O. 10501



13

333,844-2

Division of Bank Operations File

✓  
✓  
✓

FEDERAL RESERVE BANK  
OF NEW YORK

RECEIVED  
APR-5 1935


April 4, 1935

Mr. E. L. Smead,  
Chief, Division of Bank Operations,  
Federal Reserve Board,  
Washington, D. C.

Dear Mr. Smead:

In accordance with your standing in-  
structions, we are enclosing a statement showing  
purchases of Government securities for the  
System Account during the month of March, 1935.

Very truly yours,

per pro   
(Securities Department)

Encl.

STATEMENT SHOWING PURCHASES OF GOVERNMENT SECURITIES FOR THE FEDERAL RESERVE SYSTEM AND THEIR APPORTIONMENT  
TO FEDERAL RESERVE BANKS DURING THE MONTH OF MARCH, 1935

TREASURY NOTES

Date of Purchase		Boston	New York	Philadelphia	Cleveland	Richmond	Atlanta	Chicago	St. Louis	Minneapolis	Kansas City	Dallas	San Fran.	Totals
March 15	Market	\$ 5,250,000	\$21,264,000	\$ 5,476,000	\$ 7,124,500	\$ 3,798,000	\$ 3,150,500	\$11,558,000	\$ 3,602,000	\$ 1,941,500	\$ 3,567,000	\$ 2,058,000	\$ 5,562,500	\$ 74,350,000
<b>LIBERTY LOAN AND TREASURY BONDS</b>														
March 13	Market	107,500	436,000	112,500	146,500	78,000	64,500	237,000	73,500	40,000	73,500	42,000	114,000	1,525,000
" 14	"	392,000	1,588,000	408,500	532,000	283,500	235,000	862,500	289,000	145,000	266,000	153,500	415,000	5,550,000
" 15	"	5,978,500	24,215,200	6,235,500	8,112,500	4,325,000	3,588,000	13,162,500	4,101,500	2,211,000	4,062,000	2,341,000	6,335,000	84,667,700
" 20	"	130,000	524,000	135,500	176,500	94,000	78,000	284,000	89,000	48,000	88,500	55,000	137,500	1,840,000
" 21	"	1,860,500	7,587,410	1,961,500	2,552,000	1,360,500	1,128,500	4,110,500	1,290,500	695,500	1,277,500	796,500	1,982,500	26,633,410
TOTALS		\$8,488,500	\$34,800,000	\$ 8,853,500	\$ 11,519,500	\$ 6,141,000	\$ 5,094,000	\$18,656,500	\$ 5,823,500	\$ 3,139,500	\$ 5,767,500	\$ 3,388,000	\$ 8,994,000	\$120,216,110

TREASURY BILLS

March 1	Market	706,000	2,893,500	736,500	958,000	511,000	424,000	1,588,500	484,500	261,000	412,500	276,500	748,000	10,000,000
" 4	"	706,000	2,893,500	736,500	958,000	511,000	424,000	1,588,500	484,500	261,000	412,500	276,500	748,000	10,000,000
" 6	"	1,458,000	5,975,500	1,521,000	1,978,500	1,055,000	875,000	3,280,000	1,000,500	539,000	851,500	571,000	1,545,000	20,650,000
" 13	"	1,155,000	4,677,500	1,204,500	1,567,000	835,500	693,000	2,542,500	792,500	427,000	784,500	452,500	1,223,500	16,355,000
" 20	"	1,692,000	6,825,500	1,764,500	2,295,500	1,224,000	1,015,500	3,697,500	1,161,000	625,500	1,149,500	716,500	1,793,000	23,960,000
" 22	"	70,500	285,000	73,500	96,000	51,000	42,500	154,500	48,500	26,000	48,000	30,000	74,500	1,000,000
" 27	"	2,139,500	8,597,500	2,231,500	2,903,500	1,548,000	1,264,000	4,642,000	1,466,000	859,500	1,453,500	906,000	2,267,000	30,300,000
TOTALS		\$ 7,927,000	\$32,148,000	\$ 8,268,000	\$10,756,500	\$ 5,735,500	\$ 4,758,000	\$17,493,500	\$ 5,439,500	\$ 2,999,000	\$ 5,112,000	\$ 3,229,000	\$ 8,399,000	\$112,265,000

306,831,110

SALE BY THE FEDERAL RESERVE BANK OF NEW YORK AND THE FEDERAL RESERVE BANK OF CHICAGO TO THE FEDERAL RESERVE BANK OF KANSAS CITY  
ON MARCH 8, 1935 OF \$16,000,000 PARTICIPATION IN SYSTEM ACCOUNT

March 8	Treas. Notes	4,663,000				4,663,000				9,326,000				9,326,000
	L/L & Treas. Bonds	1,076,000				1,076,000				2,152,000				2,152,000
	Treas. Bills	1,761,000				1,761,000				3,522,000				3,522,000
TOTALS		\$7,500,000				\$7,500,000				\$15,000,000				\$15,000,000

SALE BY THE FEDERAL RESERVE BANK OF NEW YORK AND THE FEDERAL RESERVE BANK OF CHICAGO TO THE FEDERAL RESERVE BANK OF DALLAS  
ON MARCH 16, 1935 OF \$5,000,000 PARTICIPATION IN SYSTEM ACCOUNT

March 16	Treas. Notes	1,555,000				1,555,000					3,110,000			3,110,000
	L/L & Treas. Bonds	360,000				360,000					720,000			720,000
	Treas. Bills	585,000				585,000					1,170,000			1,170,000
TOTALS		\$2,500,000				\$2,500,000					\$5,000,000			\$5,000,000

SALE BY THE FEDERAL RESERVE BANK OF NEW YORK AND THE FEDERAL RESERVE BANK OF CHICAGO TO THE FEDERAL RESERVE BANK OF MINNEAPOLIS  
ON MARCH 25, 1935 OF \$5,000,000 PARTICIPATION IN SYSTEM ACCOUNT

March 25	Treas. Notes	1,554,500				1,554,500			3,109,000					3,109,000
	L/L & Treas. Bonds	362,500				362,500			725,000					725,000
	Treas. Bills	583,000				583,000			1,166,000					1,166,000
TOTALS		\$2,500,000				\$2,500,000			\$5,000,000					\$5,000,000

SALE BY THE FEDERAL RESERVE BANK OF NEW YORK AND THE FEDERAL RESERVE BANK OF CHICAGO TO THE FEDERAL RESERVE BANK OF SAN FRANCISCO  
ON MARCH 27, 1935 OF \$27,000,000 PARTICIPATION IN SYSTEM ACCOUNT

March 27	Treas. Notes	8,394,000				8,394,000					\$16,788,000			16,788,000
	L/L & Treas. Bonds	1,957,000				1,957,000					3,914,000			3,914,000
	Treas. Bills	3,149,000				3,149,000					6,298,000			6,298,000
TOTALS		\$13,500,000				\$13,500,000					\$27,000,000			\$27,000,000

52,000,000

Entered on Ret. Sheet  
600

Reproduced from the Unclassified / Declassified Holdings of the National Archives

DECLASSIFIED  
Authority E.O. 10501

*lv*

Division of Bank Operations File  
333,547-2  
MAR 11 - 1935

FEDERAL RESERVE BANK  
OF NEW YORK


March 5, 1935

Mr. E. L. Smead,  
Chief, Division of Bank Operations,  
Federal Reserve Board,  
Washington, D. C.

Dear Mr. Smead:

In accordance with your standing instructions,  
we are enclosing a statement showing purchases of  
Government securities for the System Account during the  
month of February, 1935.

Very truly yours,

per pro   
(Securities Department)

Encl.

STATEMENT SHOWING PURCHASES OF GOVERNMENT SECURITIES FOR THE FEDERAL RESERVE SYSTEM AND THEIR APPORTIONMENT  
TO FEDERAL RESERVE BANKS DURING THE MONTH OF FEBRUARY, 1935

TREASURY BILLS

Date of Purchase	Market	Boston	New York	Philadelphia	Cleveland	Richmond	Atlanta	Chicago	St. Louis	Minneapolis	Kansas City	Dallas	San Fran.	Totals
Feb. 6		\$ 1,302,500	\$ 7,529,500	\$ 1,880,000	\$ 2,446,000	\$ 1,189,000	\$ 1,081,500	\$ 4,197,500	\$1,084,500	\$ 688,500	\$1,052,500	\$ 706,000	\$1,909,500	\$25,525,000
" 13	"	1,268,000	5,229,500	1,320,500	1,718,000	885,500	760,000	2,388,500	868,500	468,500	739,500	496,000	1,341,500	17,932,000
" 20	"	1,175,500	4,955,500	1,226,500	1,595,500	775,500	705,500	2,682,000	906,500	435,000	688,500	460,500	1,245,500	16,850,000
" 27	"	1,380,000	5,888,500	1,499,000	1,972,500	910,000	828,000	3,147,500	946,500	510,000	805,500	540,500	1,482,000	19,540,000
" 28	"	261,000	1,079,000	272,500	354,500	172,500	157,000	596,000	179,000	96,500	152,500	102,500	277,000	3,700,000
TOTALS		\$ 5,685,000	\$24,892,000	\$ 6,188,500	\$ 7,996,500	\$ 3,882,500	\$ 3,582,000	\$13,511,500	\$3,865,000	\$ 2,176,500	\$2,436,500	\$2,305,500	\$3,235,500	\$88,847,000

SALE BY THE FEDERAL RESERVE BANK OF NEW YORK AND THE FEDERAL RESERVE BANK OF CHICAGO TO THE FEDERAL RESERVE BANK OF ST LOUIS ON FEBRUARY 7, 1935  
OF \$15,000,000 PARTICIPATION IN SYSTEM ACCOUNT

Feb. 7	Treas. Notes	-0-	4,733,000	-0-	-0-	-0-	-0-	4,733,000	9,466,000	-0-	-0-	-0-	-0-	9,466,000
	L/L & Treas. Bds	-0-	1,076,000	-0-	-0-	-0-	-0-	1,076,000	2,152,000	-0-	-0-	-0-	-0-	2,152,000
	Treas. Bills	-0-	1,621,000	-0-	-0-	-0-	-0-	1,621,000	3,392,000	-0-	-0-	-0-	-0-	3,392,000
TOTALS		-0-	\$7,500,000	-0-	-0-	-0-	-0-	\$7,500,000	\$15,000,000	-0-	-0-	-0-	-0-	\$15,000,000

SALE BY THE FEDERAL RESERVE BANK OF NEW YORK AND THE FEDERAL RESERVE BANK OF CHICAGO TO THE FEDERAL RESERVE BANK OF RICHMOND ON FEBY. 28, 1935  
OF \$10,000,000 PARTICIPATION IN SYSTEM ACCOUNT

Feb. 28	Treas. Notes	-0-	3,154,000	-0-	-0-	6,308,000	-0-	3,154,000	-0-	-0-	-0-	-0-	-0-	6,308,000
	L/L & Treas. Bds	-0-	717,000	-0-	-0-	1,434,000	-0-	717,000	-0-	-0-	-0-	-0-	-0-	1,434,000
	Treas. Bills	-0-	1,129,000	-0-	-0-	2,258,000	-0-	1,129,000	-0-	-0-	-0-	-0-	-0-	2,258,000
TOTALS		-0-	\$ 5,000,000	-0-	-0-	\$10,000,000	-0-	\$ 5,000,000	-0-	-0-	-0-	-0-	-0-	\$10,000,000

333,343

2/1/35

STATEMENT SHOWING PURCHASES OF GOVERNMENT SECURITIES FOR THE FEDERAL RESERVE SYSTEM AND THEIR APPORTIONMENT TO FEDERAL RESERVE BANKS DURING THE MONTH OF JANUARY, 1935

DATE OF PURCHASE	SOURCE OF PURCHASE	TREASURY NOTES												TOTALS
		BOSTON	NEW YORK	PHILADELPHIA	CLEVELAND	RICHMOND	ATLANTA	CHICAGO	ST. LOUIS	MINNEAPOLIS	KANSAS CITY	DALLAS	SAN FRAN.	
Jan. 15	Market	\$ 180,000	\$ 752,000	\$ 188,000	\$ 244,500	\$ 119,900	\$ 108,000	\$ 419,500	\$ 106,500	\$ 66,500	\$ 105,000	\$ 70,500	\$ 190,500	\$ 2,550,000
" 17	"	70,500	295,000	73,500	96,000	46,500	42,500	164,500	41,500	26,000	41,500	27,500	75,000	1,000,000
" 22	"	70,500	295,000	73,500	96,000	46,500	42,500	164,500	41,500	26,000	41,500	27,500	75,000	1,000,000
" 23	"	141,000	590,000	147,500	191,500	93,000	85,000	329,000	83,500	52,000	82,500	55,500	149,500	2,000,000
" 28	"	70,500	295,000	73,500	96,000	46,500	42,500	164,500	41,500	26,000	41,500	27,500	75,000	1,000,000
" 30	"	260,500	1,088,000	271,500	353,500	172,000	156,000	606,500	153,500	96,500	152,000	102,000	278,000	3,888,000
TOTALS		\$ 793,000	\$ 3,315,000	\$ 827,500	\$ 1,077,500	\$ 523,500	\$ 476,500	\$ 1,848,500	\$ 468,000	\$ 293,000	\$ 464,000	\$ 310,500	\$ 841,000	\$ 11,238,000

TREASURY BILLS														
Jan. 2	Market	2,641,000	11,032,500	2,754,500	3,583,500	1,742,000	1,585,000	6,150,500	1,559,500	976,500	1,542,000	1,034,000	2,798,000	37,399,000
" 4	"	296,500	1,239,000	309,500	402,500	195,500	178,000	690,500	175,000	110,000	173,000	116,000	314,500	4,200,000
" 9	"	1,253,500	5,236,000	1,307,000	1,701,000	827,000	752,000	2,919,000	740,000	463,500	732,000	491,000	1,328,000	17,750,000
" 11	"	70,500	295,000	73,500	96,000	46,500	42,500	164,500	41,500	26,000	41,500	27,500	75,000	1,000,000
" 16	"	932,000	3,894,000	972,000	1,285,000	615,000	559,800	2,171,000	550,500	344,500	544,000	365,000	987,500	13,200,000
" 18	"	353,000	1,475,000	368,000	479,000	233,000	212,000	822,500	208,500	130,500	206,000	138,500	374,000	5,000,000
" 23	"	1,638,500	6,844,000	1,708,500	2,223,000	1,081,000	983,000	3,815,000	967,000	606,000	956,500	641,500	1,736,000	23,200,000
" 24	"	706,000	2,950,000	736,500	958,000	466,000	424,000	1,644,500	417,000	261,000	412,500	276,500	748,000	10,000,000
" 30	"	988,500	4,130,000	1,031,000	1,341,500	652,000	593,500	2,302,500	584,000	365,500	577,000	387,000	1,047,500	14,000,000
TOTALS		\$ 8,879,500	\$37,095,500	\$ 9,260,500	\$12,049,500	\$ 5,858,000	\$ 5,329,500	\$20,680,000	\$5,243,000	\$3,283,500	\$ 5,184,500	\$ 3,477,000	\$ 9,408,500	\$125,749,000

136,987,000

Reproduced from the Unclassified / Declassified Holdings of the National Archives

DECLASSIFIED  
Authority E.O. 10501