

333.344-2

Monthly Report on Government Securities


System Open Market Account

(1933 - 1934)

Part 2

DECLASSIFIED  
Authority E.O. 12958

333,344-2



*1* *LB* *Van*

**FEDERAL RESERVE BANK  
OF NEW YORK**

January 7, 1935

Mr. E. L. Smead, Chief,  
Division of Bank Operations,  
Federal Reserve Board,  
Washington, D. C.

Dear Mr. Smead:

In accordance with your standing instructions, we are enclosing a statement showing purchases of Government securities for the System Account and their apportionment to Federal reserve banks during the month of December, 1934.

Very truly yours,

per pro *James*  
(Securities Department)

Encl.

TREASURY NOTES														
Date of Purchase	Source of Purchase	Boston	New York	Philadelphia	Cleveland	Richmond	Atlanta	Chicago	St. Louis	Minneapolis	Kan. City	Dallas	San Fran	Totals
Dec. 10	Market	\$ 423,500	\$ 1,770,000	\$ 442,000	\$ 575,000	\$ 279,500	\$ 254,500	\$ 986,500	\$ 250,000	\$ 156,500	\$ 247,500	\$ 166,000	\$ 449,000	\$ 6,000,000
" 13	"	35,500	147,500	37,000	48,000	23,000	21,000	82,000	21,000	13,000	20,500	14,000	37,500	500,000
" 15	"	7,061,000	29,499,500	7,365,000	9,582,000	4,658,500	4,237,500	16,445,000	4,170,000	2,611,500	4,123,000	2,765,000	7,482,000	100,000,000
	TOTALS	\$7,520,000	\$31,417,000	\$ 7,844,000	\$10,205,000	\$ 4,961,000	\$ 4,513,000	\$17,513,500	\$4,441,000	\$2,781,000	\$4,391,000	\$2,945,000	\$7,968,500	\$106,500,000

TREASURY BILLS														
Dec. 5	Market	2,460,000	10,277,500	2,566,000	3,338,500	1,623,000	1,476,500	5,729,500	1,452,500	910,000	1,436,500	963,500	2,606,500	34,840,000
7	"	494,500	2,065,000	515,500	671,500	326,000	296,500	1,151,000	291,000	183,000	288,500	193,500	524,000	7,000,000
19	"	1,358,000	5,672,500	1,416,500	1,842,500	896,000	815,000	3,162,500	802,000	502,000	793,000	531,500	1,438,500	19,230,000
26	"	1,536,000	6,416,000	1,602,000	2,084,000	1,013,000	921,500	3,577,000	907,000	568,000	896,500	601,500	1,627,500	21,750,000
	TOTALS	\$ 5,848,500	\$24,431,000	\$ 6,100,000	\$ 7,936,500	\$ 3,858,000	\$ 3,509,500	\$13,620,000	\$3,452,500	\$2,163,000	\$3,414,500	\$2,290,000	\$ 6,196,500	\$82,820,000

189320000

Total for year  
\* 2552488300

DECLASSIFIED  
Authority E.O. 12958

DECLASSIFIED  
Authority E.O. 12958

*Van*  
*E*  
*How about*  
**FEDERAL RESERVE BANK  
OF NEW YORK**

*November*  
*1934*  
*333.344-2*  
*334*  
*Division of Bank Operations File*

December 4, 1934

Mr. E. L. Smead,  
Chief, Division of Bank Operations,  
Federal Reserve Board,  
Washington, D. C.

Dear Mr. Smead:

In accordance with your standing instructions, we are enclosing a statement showing purchases of Government securities for the System Account and their apportionment to Federal reserve banks during the month of November, 1934.

Very truly yours,

per pro

*[Signature]*  
(Securities Department)

Encl.

STATEMENT SHOWING PURCHASES OF GOVERNMENT SECURITIES - OR THE FEDERAL RESERVE SYSTEM AND THEIR APPORTIONMENT TO FEDERAL RESERVE BANKS DURING THE MONTH OF NOVEMBER, 1934

TREASURY NOTES

Date of Purchase	Source of Purchase	Boston	New York	Philadelphia	Cleveland	Richmond	Atlanta	Chicago	St.Louis	Minn.	Kan. City	Dallas	San Fran.	Totals
Nov. 5	Market	\$ 106,000	\$ 442,500	\$ 110,500	\$ 144,000	\$ 70,000	\$ 63,500	\$ 246,500	\$ 62,500	\$ 39,000	\$ 62,000	\$ 41,500	\$ 112,000	\$ 1,500,000
" 13	"	176,500	737,500	184,000	239,500	116,500	106,000	411,000	104,500	65,500	103,000	69,000	187,000	2,500,000
" 16	"	35,500	147,500	37,000	48,000	23,000	21,000	82,000	21,000	13,000	20,500	14,000	37,500	500,000
" 19	"	70,500	295,000	73,500	96,000	46,500	42,500	164,500	41,500	26,000	41,500	27,500	75,000	1,000,000
" 20	"	106,000	442,500	110,500	144,000	70,000	63,500	246,500	62,500	39,000	62,000	41,500	112,000	1,500,000
" 22	"	70,500	295,000	73,500	96,000	46,500	42,500	164,500	41,500	26,000	41,500	27,500	75,000	1,000,000
" 26	"	141,000	590,000	147,500	191,500	93,000	85,000	329,000	83,500	52,000	82,500	55,500	149,500	2,000,000
TOTALS		\$ 706,000	\$ 2,950,000	\$ 736,500	\$ 959,000	\$ 465,500	\$ 424,000	\$1,644,000	\$ 417,000	\$ 260,500	\$ 413,000	\$ 276,500	\$ 748,000	\$10,000,000

TREASURY BILLS

Nov. 2	Market	212,000	885,000	221,000	287,500	139,500	127,000	493,500	125,000	78,500	123,500	83,000	224,500	3,000,000
" 7	"	1,372,500	5,734,500	1,432,000	1,863,000	905,500	824,000	3,197,000	810,500	507,500	801,500	537,500	1,454,500	19,440,000
" 8	"	247,000	1,032,500	257,500	335,500	163,000	148,500	575,500	146,000	91,500	144,500	96,500	262,000	3,500,000
" 9	"	512,000	2,138,500	534,000	694,500	337,500	307,000	1,192,500	302,500	189,500	299,000	200,500	542,500	7,250,000
" 14	"	1,387,500	5,796,500	1,447,500	1,883,000	915,500	832,500	3,231,500	819,500	513,000	810,000	543,500	1,470,000	19,650,000
" 15	"	349,500	1,460,000	364,500	474,500	230,500	209,500	814,000	206,500	129,500	204,000	137,000	370,500	4,950,000
" 19	N.Y.'s Portfolio	353,000	1,475,000	368,500	479,000	233,000	212,000	822,000	208,500	130,500	206,000	138,500	374,000	5,000,000
" 21	Market	1,191,500	4,978,000	1,243,000	1,617,000	786,000	715,000	2,775,000	703,500	441,000	696,000	466,500	1,262,500	16,875,000
" 30	"	706,000	2,950,000	736,500	958,000	466,000	424,000	1,644,500	417,000	261,000	412,500	276,500	748,000	10,000,000
TOTALS		\$6,331,000 353,000	\$26,450,000 1,475	\$ 6,604,500 368.5	\$ 8,592,000 479	\$ 4,176,500 233	\$3,799,500 212	\$14,745,500 822	\$3,739,000 208,500	\$2,342,000 130,500	\$3,697,000 206,000	\$2,479,500 138,500	\$6,708,500 374,000	\$89,665,000 5
		\$978,000	24,975,000	6,236,000	8,113,000	3,943,500	3,587,500	13,923,500	3,530,500	2,211,500	3,491,000	2,341,000	6,334,500	84,665,000

94665000

DECLASSIFIED  
Authority E.O. 12958

DECLASSIFIED  
Authority E.O. 12958

*October 1934*

Division of Bank Operations File

**FEDERAL RESERVE BANK  
OF NEW YORK**

*233,344 2*

November 2, 1934

Mr. E. L. Smead,  
Chief, Division of Bank Operations,  
Federal Reserve Board,  
Washington, D. C.

Dear Mr. Smead:

In accordance with your standing instructions, we are enclosing a statement showing purchases of Government securities for the System Account and their apportionment to Federal reserve banks during the month of October, 1934.

Very truly yours,

per pro

*[Signature]*  
(Securities Department)

STATEMENT SHOWING PURCHASES OF GOVERNMENT SECURITIES FOR THE FEDERAL RESERVE SYSTEM AND THEIR APPORTIONMENT TO FEDERAL RESERVE BANKS DURING THE MONTH OF OCTOBER, 1934

TREASURY NOTES

Date of Purchase	Source of Purchase	Boston	New York	Philadelphia	Cleveland	Richmond	Atlanta	Chicago	St. Louis	Minn.	Kan. City	Dallas	San Fran.	Totals
Oct. 1	Market	\$ 353,000	\$ 1,475,000	\$ 368,000	\$ 479,000	\$ 233,000	\$ 212,000	\$ 822,500	\$ 208,500	\$ 130,500	\$ 206,000	\$ 138,500	\$ 374,000	\$ 5,000,000.
" 2	"	353,000	1,475,000	368,000	479,000	233,000	212,000	822,500	208,500	130,500	206,000	138,500	374,000	5,000,000.
" 4	"	268,500	1,121,000	279,500	364,500	177,500	161,000	625,000	158,000	99,500	156,500	105,000	284,000	3,800,000.
" 8	"	70,500	295,000	73,500	96,000	46,500	42,500	164,500	41,500	26,000	41,500	27,500	75,000	1,000,000.
	TOTALS	\$1,045,000	\$ 4,366,000	\$ 1,089,000	\$1,418,500	\$ 690,000	\$ 627,500	\$2,434,500	\$ 616,500	\$ 386,500	\$ 610,000	\$ 409,500	\$1,107,000	\$14,800,000

TREASURY BILLS

Oct. 3	Market	1,802,500	7,531,000	1,880,500	2,446,500	1,189,500	1,082,000	4,198,500	1,064,500	666,500	1,052,500	706,000	1,910,000	25,530,000.
" 4	"	635,500	2,655,000	663,000	862,000	419,000	381,500	1,480,000	375,500	235,000	371,000	249,000	673,500	9,000,000.
" 5	"	70,500	295,000	73,500	96,000	46,500	42,500	164,500	41,500	26,000	41,500	27,500	75,000	1,000,000.
" 8	"	106,000	442,500	110,500	143,500	70,000	63,500	247,000	62,500	39,500	61,500	41,500	112,000	1,500,000.
" 8	N.Y.'s Portfolio	353,000	1,475,000	368,500	479,000	233,000	212,000	822,000	208,500	130,500	206,000	138,500	374,000	5,000,000.
" 10	Market	1,238,000	5,172,000	1,291,000	1,680,000	816,500	743,000	2,883,000	731,000	458,000	723,000	485,000	1,311,500	17,532,000.
" 17	"	1,218,000	5,088,500	1,270,500	1,653,000	803,500	731,000	2,837,000	719,500	450,500	711,000	477,000	1,290,500	17,250,000.
" 18	"	212,000	885,000	221,000	287,500	139,500	127,000	493,500	125,000	78,500	123,500	83,000	224,500	3,000,000.
" 24	"	1,109,000	4,632,500	1,156,500	1,504,500	731,500	665,500	2,582,500	654,500	410,000	647,500	434,000	1,175,000	15,703,000.
" 26	"	353,000	1,475,000	368,000	479,000	233,000	212,000	822,500	208,500	130,500	206,000	138,500	374,000	5,000,000.
" 31	"	1,218,000	5,088,500	1,270,500	1,653,000	803,500	731,000	2,837,000	719,500	450,500	711,000	477,000	1,290,500	17,250,000.
	TOTALS	\$ 8,315,500	\$34,740,000	\$8,673,500	\$11,284,000	\$5,485,500	\$4,991,000	\$19,367,500	\$4,910,500	\$3,075,500	\$4,854,500	\$3,257,000	\$8,810,500	\$117,765,000
		7,962,500	33,265,000	8,305,000	10,805,000	5,252,500	4,779,000	18,545,500	4,702,000	2,945,000	4,648,500	3,118,500	8,436,500	112,765,000

127,565,000

DECLASSIFIED  
Authority E.O. 12958

*1*  
*Van ✓*  
*lv*  
*333 344-2*

FEDERAL RESERVE BANK  
OF NEW YORK


October 5, 1934.

Mr. E. L. Smead,  
Chief, Division of Bank Operations,  
Federal Reserve Board,  
Washington, D. C.

Dear Mr. Smead:

In accordance with your standing instructions,  
we are enclosing a statement showing purchases of Govern-  
ment securities for the System Account and their appor-  
tionment to Federal reserve banks during the month of  
September, 1934.

Very truly yours,



W. B. Matteson  
Assistant Deputy Governor

Encl.



CERTIFICATES OF INDEBTEDNESS

</

TREASURY NOTES

Sept. 5	Market	1,550,000	6,475,000	1,616,500	2,103,500	1,022,500	930,000	3,609,500	915,500	573,000	905,000	607,000	1,642,500	21,950,000.
" 6	"	1,183,000	4,941,000	1,233,500	1,605,000	780,500	710,000	2,754,500	698,500	437,500	690,500	463,000	1,253,000	16,750,000.
" 10	"	141,000	590,000	147,500	191,500	93,000	85,000	329,000	83,500	52,000	82,500	55,500	149,500	2,000,000.
" 12	"	318,000	1,327,500	331,500	431,000	209,500	190,500	740,000	188,000	117,500	185,500	124,000	337,000	4,500,000.
" 13	"	349,500	1,460,000	364,500	474,500	230,500	210,000	814,000	206,500	129,500	204,000	137,000	370,000	4,950,000.
" 14	"	318,000	1,327,000	331,500	431,000	209,500	191,000	740,000	187,500	117,500	185,500	124,500	337,000	4,500,000.
" 15	"	7,820,000	32,670,100	8,156,500	10,612,000	5,159,000	4,693,000	18,213,000	4,618,000	2,892,000	4,566,000	3,062,500	8,286,000	110,748,100.
" 17	"	388,500	1,622,500	405,000	527,000	256,000	233,000	904,500	229,500	143,500	227,000	152,000	411,500	5,500,000.
" 18	"	120,000	501,500	125,500	163,000	79,000	72,000	279,500	71,000	44,500	70,000	47,000	127,000	1,700,000.
" 19	"	706,000	2,950,000	736,500	958,000	466,000	424,000	1,644,500	417,000	261,000	412,500	276,500	748,000	10,000,000.
TOTALS		\$12,894,000	\$53,864,600	\$13,448,500	\$17,496,500	\$8,505,500	\$7,738,500	\$30,028,500	\$7,615,000	\$4,768,000	\$7,528,500	\$5,049,000	\$13,661,500	\$182,598,100

TREASURY BILLS

Sept. 5	Market	1,529,000	6,387,000	1,594,500	2,074,500	1,008,500	917,500	3,560,500	902,500	565,500	892,500	598,500	1,619,500	21,650,000.
" 10	"	1,271,000	5,310,000	1,325,500	1,725,000	838,500	762,500	2,960,000	750,500	470,500	742,000	497,500	1,347,000	18,000,000.
" 12	"	1,271,000	5,310,000	1,325,500	1,725,000	838,500	763,000	2,960,000	750,500	470,000	742,000	498,000	1,346,500	18,000,000.
" 19	"	1,624,000	6,785,000	1,694,000	2,204,000	1,071,000	974,500	3,782,500	959,000	601,000	948,000	636,000	1,721,000	23,000,000.
" 20	"	388,500	1,622,500	405,000	527,000	256,000	233,000	904,500	229,500	143,500	227,000	152,000	411,500	5,500,000.
" 26	"	3,509,500	14,661,000	3,660,500	4,762,500	2,315,000	2,106,000	8,173,000	2,072,500	1,298,000	2,049,000	1,374,500	3,718,500	49,700,000.
TOTALS		\$9,593,000	\$40,075,500	\$10,005,000	\$13,018,000	\$6,327,500	\$5,756,500	\$22,340,500	\$5,664,500	\$3,548,500	\$5,600,500	\$3,756,500	\$10,164,000	\$135,850,000

349 893 100

DECLASSIFIED  
Authority E.O. 12958

Division of Bank Operations File

333344-2

**FEDERAL RESERVE BANK  
OF NEW YORK**

September 6, 1934


Mr. E. L. Smead,  
Chief, Division of Bank Operations,  
Federal Reserve Board,  
Washington, D.C.

Dear Mr. Smead:

In accordance with your standing instructions,  
we are enclosing a statement showing purchases of Govern-  
ment securities for the System Account and their appor-  
tionment to Federal reserve banks during the month of  
August, 1934.

Very truly yours,

per pro

  
(Securities Department)

Encl.

## STATEMENT SHOWING PURCHASES OF GOVERNMENT SECURITIES FOR THE FEDERAL RESERVE SYSTEM AND THEIR APPORTIONMENT TO FEDERAL RESERVE BANKS DURING THE MONTH OF AUGUST, 1934

## TREASURY NOTES

Date of Purchase	Source of Purchase	Boston	New York	Philadelphia	Cleveland	Richmond	Atlanta	Chicago	St. Louis	Minneapolis	Kan. City	Dallas	San Fran.	Totals
Aug. 8	Market	\$ 367,000	\$1,533,500	\$ 383,000	\$ 498,500	\$ 242,500	\$ 220,000	\$ 855,000	\$ 217,000	\$ 136,000	\$ 214,500	\$ 144,000	\$ 389,000	\$ 5,200,000.
" 9	"	491,000	2,050,000	512,000	666,000	323,500	294,500	1,143,000	290,000	181,500	286,500	192,000	520,000	6,950,000.
" 15	"	494,500	2,065,000	515,500	671,000	326,000	296,500	1,151,000	292,000	183,000	288,500	193,500	523,500	7,000,000.
" 20	"	318,000	1,327,500	331,500	431,000	209,500	190,500	740,000	187,500	117,500	185,500	124,500	337,000	4,500,000.
" 21	"	106,000	442,500	110,500	144,000	70,000	63,500	246,500	62,500	39,000	62,000	41,500	112,000	1,500,000.
" 29	"	544,500	2,274,500	567,500	739,000	359,500	327,000	1,267,500	321,500	201,000	317,500	213,500	577,000	7,710,000.
TOTALS		\$2,321,000	\$ 9,693,000	\$2,420,000	\$3,149,500	\$1,531,000	\$1,392,000	\$5,403,000	\$1,370,500	\$ 358,000	\$1,354,500	\$ 909,000	\$2,458,500	\$ 32,860,000

## TREASURY BILLS

Aug. 1	Market	1,107,500	4,628,000	1,155,500	1,503,000	731,000	665,000	2,580,000	654,000	409,500	647,000	434,000	1,173,500	15,682,000.
" 8	"	1,577,000	6,587,500	1,644,500	2,139,500	1,040,000	946,500	3,672,500	931,000	583,000	920,500	617,500	1,670,500	22,330,000.
" 9	"	247,000	1,032,500	257,500	335,500	163,000	148,500	575,500	146,000	91,500	144,500	96,500	262,000	3,500,000.
" 15	"	1,425,500	5,355,000	1,487,000	1,934,000	940,500	855,500	3,320,000	841,500	527,000	832,500	558,000	1,510,500	20,187,000.
" 22	"	794,500	3,313,500	828,500	1,078,000	524,000	477,000	1,850,000	469,000	294,000	464,000	311,000	841,500	11,250,000.
" 27	"	141,000	590,000	147,500	191,500	93,000	85,000	329,000	83,500	52,000	82,500	55,500	149,500	2,000,000.
" 29	"	1,132,500	4,731,500	1,181,500	1,537,000	747,000	679,500	2,638,000	669,000	419,000	661,500	443,500	1,200,000	16,040,000.
TOTALS		\$6,425,000	\$26,843,000	\$6,702,000	\$ 8,718,500	\$4,238,500	\$3,357,000	\$14,965,000	\$3,794,000	\$2,376,000	\$3,752,500	\$2,516,000	\$6,807,500	\$ 90,995,000

12,255,000

DECLASSIFIED

Authority E.O. 12958

DECLASSIFIED  
Authority E.O. 12958

6

Division of Bank Operations File

FEDERAL RESERVE BANK  
OF NEW YORK

333.344-2

August 3, 1934

Mr. E. L. Smead,  
Chief, Division of Bank Operations,  
Federal Reserve Board,  
Washington, D. C.

Dear Mr. Smead:

In accordance with your standing instructions,  
we are enclosing a statement showing purchases of Govern-  
ment securities for the System Account and their appor-  
tionment to Federal Reserve Banks during the month of  
July, 1934.

Very truly yours,

per pro   
(Securities Department)

Encl.

## CERTIFICATES OF INDEBTEDNESS

Date of Purchase		Boston	New York	Philadelphia	Cleveland	Richmond	Atlanta	Chicago	St. Louis	Minneapolis	Kansas City	Dallas	San Fran.	Totals
July 6	Market	\$ 35,500	\$ 148,000	\$ 37,000	\$ 48,000	\$ 23,000	\$ 20,000	\$ 82,500	\$ 21,000	\$ 13,000	\$ 20,500	\$ 14,000	\$ 37,500	\$ 500,000
" 9	"	70,500	296,000	73,500	96,000	46,500	40,000	165,500	42,000	26,000	41,500	27,500	75,000	1,000,000
" 10	"	176,500	740,500	184,000	239,500	116,500	100,500	414,000	104,000	65,500	103,000	69,000	187,000	2,500,000
" 11	"	265,000	1,106,500	276,000	359,500	174,500	159,000	616,500	156,500	98,000	154,500	103,500	280,500	3,750,000
" 13	"	70,500	295,000	73,500	96,000	46,500	42,500	164,500	41,500	26,000	41,500	27,500	75,000	1,000,000
" 16	"	480,000	2,006,000	501,000	651,500	317,000	288,000	1,118,500	283,500	177,500	280,500	188,000	508,500	6,800,000
" 18	"	1,228,500	5,133,000	1,281,500	1,667,500	810,500	737,500	2,861,500	725,500	454,500	717,000	481,000	1,302,000	17,400,000
" 23	"	70,500	295,000	73,500	96,000	46,500	42,500	164,500	41,500	26,000	41,500	27,500	75,000	1,000,000
" 25	"	282,000	1,180,000	294,500	383,000	186,500	169,500	658,000	167,000	105,000	165,000	110,500	299,000	4,000,000
TOTALS		\$2,679,000	\$11,200,000	\$2,794,500	\$3,637,000	\$1,767,500	\$ 1,599,500	\$6,245,500	\$1,582,500	\$ 991,500	\$1,565,000	\$1,048,500	\$2,839,500	\$ 37,950,000

## LIBERTY LOAN AND TREASURY BONDS

July 25	Market	1,412,500	5,900,000	1,473,000	1,916,500	931,500	847,500	3,289,000	834,000	522,000	824,500	553,000	1,496,500	20,000,000
---------	--------	-----------	-----------	-----------	-----------	---------	---------	-----------	---------	---------	---------	---------	-----------	------------

## TREASURY BILLS

July 2	Market	639,000	2,680,000	666,500	867,000	421,500	363,000	1,498,500	377,500	236,500	373,000	250,500	677,000	9,050,000
" 3	"	2,213,500	9,282,000	2,308,500	3,003,500	1,460,000	1,258,000	5,190,000	1,307,000	818,500	1,292,500	866,500	2,345,000	31,345,000
" 5	"	339,000	1,422,500	354,000	460,500	223,500	192,500	795,500	200,500	125,500	198,000	133,000	359,500	4,804,000
" 11	"	918,000	3,834,500	957,500	1,245,500	606,000	551,000	2,138,000	542,000	339,500	536,000	359,500	972,500	13,000,000
" 18	"	720,500	3,009,000	751,500	977,000	475,000	432,000	1,677,500	425,500	266,000	421,000	282,000	763,000	10,200,000
TOTALS		\$4,830,000	\$20,228,000	\$5,038,000	\$6,553,500	\$3,186,000	\$2,796,500	\$11,299,500	\$2,852,500	\$1,786,000	\$2,820,500	\$ 1,891,500	\$5,117,000	\$ 68,399,000

8,921,000 37,328,000 9,305,500 12,107,000 5,885,000 5,243,500 20,834,000 5,269,000 3,299,500 5,210,000 3,493,000 9,453,000 126,349,000

## SALE BY THE F.R.B. OF NEW YORK AND THE F.R.B. OF CHICAGO TO THE F.R.B. OF ATLANTA ON JULY 10, 1934 OF \$5,000,000 PAR VALUE PARTICIPATION IN SYSTEM ACCOUNT


July 10	Cert. of Ind.	-0-	248,500	-0-	-0-	-0-	497,000	248,500	-0-	-0-	-0-	-0-	-0-	497,000
" 10	Treas. Notes	-0-	1,286,000	-0-	-0-	-0-	2,572,000	1,286,000	-0-	-0-	-0-	-0-	-0-	2,572,000
" 10	L/L & Tr. Bds	-0-	422,500	-0-	-0-	-0-	845,000	422,500	-0-	-0-	-0-	-0-	-0-	845,000
" 10	Treas. Bills	-0-	543,000	-0-	-0-	-0-	1,086,000	543,000	-0-	-0-	-0-	-0-	-0-	1,086,000
TOTALS		-0-	\$2,500,000	-0-	-0-	-0-	\$5,000,000	\$2,500,000	-0-	-0-	-0-	-0-	-0-	\$5,000,000

DECLASSIFIED

Authority E.O. 12958

DECLASSIFIED  
Authority E.O. 12958

*Van* *ll*  
**FEDERAL RESERVE BANK  
OF NEW YORK**



Division of Bank Operations File

July 2, 1934

Mr. E. L. Smead,  
Chief, Division of Bank Operations,  
Federal Reserve Board,  
Washington, D.C.

Dear Mr. Smead:

In accordance with your standing instructions,  
we are enclosing a statement showing purchases of Govern-  
ment securities for the System Account and their appor-  
tionment to Federal reserve banks during the month of  
June, 1934.

Very truly yours,

W. B. Matteson  
Assistant Deputy Governor

Encl. (1)

## STATEMENT SHOWING PURCHASES OF GOVERNMENT SECURITIES FOR THE FEDERAL RESERVE SYSTEM AND THEIR APPORTIONMENT TO FEDERAL RESERVE BANKS DURING THE MONTH OF JUNE, 1934

CERTIFICATES OF INDEBTEDNESS

Date of Purchase	Source of Purchase	Boston	New York	Philadelphia	Cleveland	Richmond	Atlanta	Chicago	St. Louis	Minneapolis	Kansas City	Dallas	San Fran.	Totals
June 13	Market	\$ 367,500	\$ 1,541,000	\$ 383,500	\$ 498,500	\$ 243,000	\$ 209,000	\$ 862,500	\$ 217,000	\$ 136,000	\$ 214,000	\$ 144,000	\$ 389,000	\$ 5,205,000

TREASURY NOTES

June 7	Market	1,094,500	4,590,000	1,141,500	1,485,500	722,000	621,500	2,566,000	646,500	405,000	639,500	428,500	1,159,500	15,500,000
" 8	"	247,000	1,036,000	258,000	335,500	163,000	140,500	579,500	146,000	91,500	144,000	97,000	262,000	3,500,000
" 11	"	882,500	3,702,000	920,500	1,198,000	582,000	501,500	2,069,500	521,000	326,500	515,500	345,500	935,500	12,500,000
" 12	"	1,059,000	4,442,000	1,104,500	1,437,500	698,500	602,000	2,483,500	625,500	391,500	618,500	415,000	1,122,500	15,000,000
" 13	"	1,644,500	6,895,500	1,715,000	2,231,500	1,085,000	934,500	3,855,500	971,000	608,000	960,000	644,000	1,742,500	23,287,000
" 15	"	459,000	1,925,000	478,500	622,500	302,500	261,000	1,076,500	271,000	169,500	268,000	180,000	486,500	6,500,000
" 19	"	353,000	1,480,500	368,500	479,000	233,000	200,500	828,000	208,500	130,500	206,000	138,500	374,000	5,000,000
" 20	"	593,000	2,487,500	618,500	805,000	391,000	337,000	1,391,000	350,500	219,000	346,500	232,500	628,500	8,400,000
" 21	"	212,000	888,500	221,000	287,500	139,500	120,500	496,500	125,000	78,500	123,500	83,000	224,500	3,000,000
" 22	"	741,500	3,109,000	773,500	1,006,000	489,000	421,500	1,738,500	438,000	274,000	433,000	290,500	785,500	10,500,000
" 25	"	353,000	1,480,500	368,500	479,000	233,000	200,500	828,000	208,500	130,500	206,000	138,500	374,000	5,000,000
" 27	"	565,500	2,372,000	590,000	767,500	373,000	321,500	1,326,500	334,000	209,000	330,500	221,500	599,000	8,010,000
" 28	"	194,000	814,500	202,500	263,500	128,000	110,500	455,500	114,500	72,000	113,500	76,000	205,500	2,750,000
TOTALS		\$ 8,398,500	\$35,223,000	\$ 8,760,500	\$11,398,000	\$5,539,500	\$4,773,000	\$19,694,500	\$4,960,000	\$3,105,500	\$4,904,500	\$3,290,500	\$8,899,500	\$118,947,000

LIBERTY LOAN AND TREAS. BONDS

June 15	Market	4,236,500	17,767,000	4,419,000	5,749,500	2,795,000	2,407,500	9,934,500	2,502,000	1,567,000	2,474,000	1,659,000	4,489,000	60,000,000
---------	--------	-----------	------------	-----------	-----------	-----------	-----------	-----------	-----------	-----------	-----------	-----------	-----------	------------

TREASURY BILLS

June 1	Market	141,000	592,500	147,500	191,500	93,000	80,500	331,000	83,500	52,000	82,500	55,500	149,500	2,000,000
" 4	"	70,500	296,000	73,500	96,000	46,500	40,000	165,500	42,000	26,000	41,500	27,500	75,000	1,000,000
" 5	"	402,500	1,688,000	420,000	546,000	265,500	228,500	944,000	237,500	149,000	235,000	157,500	426,500	5,700,000
" 7	"	1,518,000	6,366,500	1,583,500	2,060,000	1,001,500	863,000	3,560,000	896,500	561,500	886,500	594,500	1,608,500	21,500,000
" 8	"	299,500	1,255,000	312,000	406,000	197,000	170,000	701,500	177,000	110,500	175,500	117,000	317,000	4,238,000
" 20	"	1,199,000	5,028,000	1,250,500	1,627,000	791,000	681,500	2,811,500	708,000	443,500	700,000	469,500	1,270,500	16,980,000
" 27	"	582,500	2,443,000	607,500	790,500	384,500	331,000	1,366,000	344,000	215,500	346,000	228,000	617,500	8,250,000
TOTALS		\$4,213,000	\$17,669,000	\$ 4,394,500	\$ 5,717,000	\$2,779,000	\$2,394,500	\$ 9,879,500	\$2,488,500	\$1,558,000	\$2,461,000	\$1,649,500	\$4,464,500	\$59,668,000

17,215,500    72,200,000    17,957,500    23,363,000    11,356,500    9,784,000    10,371,000    10,167,500    6,366,500    10,053,500    6,743,000    18,242,000    243,820,000

DECLASSIFIED  
Authority E.O. 12958

DECLASSIFIED  
Authority E.O. 12958

Division of Bank Operations File

**FEDERAL RESERVE BANK  
OF NEW YORK**

533,344-2

June 6, 1934

Mr. E. L. Smead,  
Chief, Division of Bank Operations,  
Federal Reserve Board,  
Washington, D. C.

Dear Mr. Smead:

In accordance with your standing instructions,  
we are enclosing a statement showing purchases of Govern-  
ment securities for the System Account and their appor-  
tionment to Federal Reserve Banks during the month of  
May, 1934.

Very truly yours,



W. B. Matteson  
Assistant Deputy Governor

Encl. (1)



## STATEMENT SHOWING PURCHASES OF GOVERNMENT SECURITIES FOR THE FEDERAL RESERVE SYSTEM AND THEIR APPORTIONMENT TO FEDERAL RESERVE BANKS DURING THE MONTH OF MAY, 1934

## TREASURY NOTES

Date of Purchase	Source of Purchase	Boston	New York	Philadelphia	Cleveland	Richmond	Atlanta	Chicago	St. Louis	Minneapolis	Kan. City	Dallas	San Fran.	Totals
May 2	Market	\$ 2,259,500	\$ 9,569,500	\$ 2,357,000	\$ 3,066,500	\$ 1,347,000	\$ 1,241,000	\$ 5,391,500	\$ 1,334,500	\$ 835,500	\$ 1,319,000	\$ 885,000	\$ 2,394,000	\$ 32,000,000
" 9	"	741,500	3,116,500	773,500	1,006,000	489,000	407,000	1,745,500	438,000	274,000	433,000	290,500	785,500	10,500,000
	TOTALS	\$ 3,001,000	\$ 12,686,000	\$ 3,130,500	\$ 4,072,500	\$ 1,836,000	\$ 1,648,000	\$ 7,137,000	\$ 1,772,500	\$ 1,109,500	\$ 1,752,000	\$ 1,175,500	\$ 3,179,500	\$ 42,500,000

## TREASURY BILLS

May 2	Market	3,919,000	16,597,000	4,087,500	5,318,000	2,335,500	2,152,000	9,352,000	2,314,000	1,449,500	2,288,500	1,534,500	4,152,500	55,500,000
" 3	"	882,500	3,738,000	920,500	1,198,000	526,000	484,500	2,106,500	521,500	326,500	515,500	345,500	935,000	12,500,000
" 9	"	2,636,000	11,079,000	2,749,000	3,577,000	1,739,000	1,448,000	6,206,500	1,556,500	975,000	1,539,000	1,032,000	2,793,000	37,330,000
" 14	"	212,000	890,500	221,000	287,500	139,500	116,500	498,500	125,000	78,500	123,500	83,000	224,500	3,000,000
" 16	"	1,987,500	8,355,000	2,073,000	2,697,500	1,311,500	1,091,500	4,680,000	1,174,000	735,000	1,160,500	778,500	2,106,000	28,150,000
" 17	"	196,000	823,500	204,500	266,000	129,500	107,500	461,500	115,500	72,500	114,500	76,500	207,500	2,775,000
" 22	"	459,000	1,929,000	479,000	623,000	303,000	252,000	1,080,500	271,000	170,000	268,000	179,500	486,000	6,500,000
" 23	"	2,261,500	9,483,000	2,358,500	3,068,500	1,492,000	1,285,000	5,302,500	1,335,500	836,500	1,320,500	885,500	2,396,000	32,025,000
" 28	"	663,500	2,783,500	692,500	900,500	438,000	377,500	1,556,500	392,000	245,500	387,500	260,000	703,000	9,400,000
	TOTALS	\$ 13,217,000	\$ 55,678,500	\$ 13,785,500	\$ 17,936,000	\$ 8,414,000	\$ 7,314,500	\$ 31,244,500	\$ 7,805,000	\$ 4,889,000	\$ 7,717,500	\$ 5,175,000	\$ 14,003,500	\$ 187,180,000

229 680000

## SALE BY THE F. R. B. OF NEW YORK AND THE F. R. B. OF CHICAGO TO THE F. R. B. OF RICHMOND ON MAY 7, 1934 OF \$10,000,000 PARTICIPATION IN SYSTEM ACCOUNT

May 7	Cert. of Ind.	-0-	781,000	-0-	-0-	1,562,000 ✓	-0-	781,000	-0-	-0-	-0-	-0-	-0-	1,562,000
	Treas. Notes	-0-	2,603,000	-0-	-0-	5,206,000 ✓	-0-	2,603,000	-0-	-0-	-0-	-0-	-0-	5,206,000
	L/L Bonds & Tr. Bds	-0-	710,000	-0-	-0-	1,420,000 ✓	-0-	710,000	-0-	-0-	-0-	-0-	-0-	1,420,000
	Treas. Bills	-0-	906,000	-0-	-0-	1,812,000 ✓	-0-	906,000	-0-	-0-	-0-	-0-	-0-	1,812,000
	TOTALS	-0-	\$ 5,000,000	-0-	-0-	\$ 10,000,000 ✓	-0-	\$ 5,000,000	-0-	-0-	-0-	-0-	-0-	\$ 10,000,000

## SALE BY THE F. R. B. OF NEW YORK AND THE F. R. B. OF CHICAGO TO THE F. R. B. OF ATLANTA ON MAY 22, 1934 OF \$3,000,000 PARTICIPATION IN SYSTEM ACCOUNT

May 22	Cert. of Ind.	-0-	227,500	-0-	-0-	-0-	455,000 ✓	227,500	-0-	-0-	-0-	-0-	-0-	455,000
	Treas. Notes	-0-	781,500	-0-	-0-	-0-	1,563,000 ✓	781,500	-0-	-0-	-0-	-0-	-0-	1,563,000
	L/L Bonds & Tr. Bds	-0-	213,000	-0-	-0-	-0-	426,000 ✓	213,000	-0-	-0-	-0-	-0-	-0-	426,000
	Treas. Bills	-0-	278,000	-0-	-0-	-0-	556,000 ✓	278,000	-0-	-0-	-0-	-0-	-0-	556,000
	TOTALS	-0-	\$ 1,500,000	-0-	-0-	-0-	\$ 3,000,000 ✓	\$ 1,500,000	-0-	-0-	-0-	-0-	-0-	\$ 3,000,000

DECLASSIFIED  
Authority E.O. 12958

333,344-2

Division of Bank Operations File

**FEDERAL RESERVE BANK  
OF NEW YORK**

May 4, 1934


Mr. E. L. Smead,  
Chief, Division of Bank Operations,  
Federal Reserve Board,  
Washington, D. C.

Dear Mr. Smead:

In accordance with your standing instructions, we are enclosing a statement showing purchases of Government securities for the System Account and their apportionment to Federal Reserve Banks during the month of April, 1934.

Very truly yours,

per pro

  
(Securities Department)

## STATEMENT SHOWING PURCHASES OF GOVERNMENT SECURITIES FOR THE FEDERAL RESERVE SYSTEM AND THEIR APPORTIONMENT TO FEDERAL RESERVE BANKS DURING THE MONTH OF APRIL, 1934

CERTIFICATES OF INDEBTEDNESS

Date of Purchase	Source of Purchase	Boston	New York	Philadelphia	Cleveland	Richmond	Atlanta	Chicago	St. Louis	Minneapolis	Kan. City	Dallas	San Fran.	Totals
April 5	Market	\$ 226,500	\$ 960,000	\$ 236,500	\$ 307,000	\$ 135,000	\$ 124,500	\$ 541,000	\$ 134,000	\$ 84,000	\$ 132,500	\$ 89,000	\$ 240,000	\$ 3,210,000
" 6	"	106,000	448,500	110,500	144,000	63,000	58,000	252,500	62,500	39,000	62,000	41,500	112,500	1,500,000
" 11	"	55,500	236,500	58,500	76,000	33,500	30,500	133,000	33,000	20,500	32,500	21,500	59,000	790,000
" 18	"	388,500	1,645,000	405,000	527,000	231,500	213,500	926,500	229,500	143,500	226,500	152,000	411,500	5,500,000
" 25	"	212,000	897,000	221,000	287,500	126,000	116,500	505,500	125,000	78,500	123,500	83,000	224,500	3,000,000
	TOTALS	\$ 988,500	\$ 4,187,000	\$ 1,031,500	\$ 1,341,500	\$ 589,000	\$ 543,000	\$ 2,358,500	\$ 584,000	\$ 365,500	\$ 577,000	\$ 387,000	\$ 1,047,500	\$ 14,000,000

TREASURY NOTES

April 2	Market	106,000	448,500	110,500	143,500	63,000	58,000	253,000	62,500	39,000	62,000	41,500	112,500	1,500,000
" 4	"	1,336,500	5,661,000	1,394,000	1,814,000	796,500	734,000	3,189,500	789,500	494,500	780,500	523,500	1,416,500	18,930,000
" 5	"	35,500	149,500	37,000	48,000	21,000	19,000	84,000	21,000	13,000	20,500	14,000	37,500	500,000
" 6	"	423,500	1,794,500	442,000	575,000	252,500	232,500	1,011,000	256,000	156,500	247,500	166,000	449,000	6,000,000
" 11	"	727,500	3,080,000	758,500	987,000	433,500	399,500	1,735,500	429,500	269,000	424,500	285,000	770,500	10,300,000
" 12	"	197,200	834,500	205,500	267,500	117,500	108,000	470,500	116,500	73,000	115,000	77,000	209,000	2,791,200
" 18	"	1,373,500	5,816,000	1,432,500	1,863,500	818,000	754,000	3,277,000	811,000	507,500	802,000	538,000	1,455,000	19,448,000
" 25	"	953,500	4,037,500	994,500	1,294,000	568,500	523,500	2,275,000	563,000	352,500	556,500	373,500	1,010,000	13,502,000
	TOTALS	\$5,153,200	\$21,821,500	\$5,374,500	\$6,992,500	\$3,070,500	\$2,828,500	\$12,295,500	\$3,043,000	\$1,905,000	\$3,008,500	\$2,018,500	\$ 5,460,000	\$ 72,971,200

LIBERTY LOAN AND TREASURY BONDS

April 16	By subscription in exchange for 4th 4 1/4's called for payment Apr. 15, 1934	2,754,000	11,662,500	2,872,500	3,737,000	1,641,500	1,512,000	6,571,500	1,626,000	1,018,500	1,608,000	1,078,500	2,918,000	39,000,000
----------	------------------------------------------------------------------------------	-----------	------------	-----------	-----------	-----------	-----------	-----------	-----------	-----------	-----------	-----------	-----------	------------

TREASURY BILLS

April 4	Market	2,423,500	10,263,000	2,528,000	3,288,500	1,444,500	1,331,000	5,783,000	1,431,000	896,000	1,415,000	949,000	2,567,500	34,320,000
" 5	"	1,507,000	6,381,500	1,571,500	2,045,500	898,000	828,000	3,596,000	889,500	557,000	880,000	589,500	1,596,500	21,340,000
" 6	"	1,271,000	5,382,500	1,325,500	1,724,500	757,500	698,500	3,033,000	751,000	470,500	742,000	497,500	1,346,500	18,000,000
" 10	"	318,000	1,345,500	331,500	431,000	189,500	174,500	758,500	187,500	117,500	185,500	124,500	336,500	4,500,000
" 11	"	1,309,000	5,543,500	1,365,000	1,776,000	780,000	719,000	3,123,500	773,000	484,000	764,500	512,500	1,387,000	18,537,000
" 12	"	706,000	2,990,500	736,500	958,000	421,000	388,000	1,685,000	417,000	261,000	412,500	276,500	748,000	10,000,000
" 18	"	1,867,500	7,909,500	1,948,000	2,534,500	1,113,500	1,025,500	4,457,000	1,102,500	691,000	1,090,500	731,500	1,979,000	26,450,000
" 25	"	1,708,500	7,238,000	1,782,500	2,319,000	1,018,500	938,500	4,078,500	1,009,500	632,000	998,000	669,000	1,811,000	24,203,000
	TOTALS	\$11,110,500	\$47,054,000	\$11,588,500	\$15,077,000	\$6,622,500	\$6,103,000	\$26,514,500	\$6,561,000	\$4,109,000	\$6,488,000	\$4,350,000	\$11,772,000	\$157,350,000

283,301,200

DECLASSIFIED  
Authority E.O. 12958


DECLASSIFIED

Authority E.O. 12958

Division of Bank Operations File

*pc*

**FEDERAL RESERVE BANK  
OF NEW YORK**



333,344-2

April 9, 1934

Mr. E. L. Smead,  
Chief, Division of Bank Operations,  
Federal Reserve Board,  
Washington, D. C.

Dear Mr. Smead:

In accordance with your standing instructions,  
we are enclosing a statement showing purchases of Govern-  
ment securities for the System Account and their apportion-  
ment to Federal Reserve Banks during the month of March,  
1934.

Very truly yours,

per pro

*[Signature]*  
(Securities Department)

## STATEMENT SHOWING PURCHASES OF GOVERNMENT SECURITIES FOR THE FEDERAL RESERVE SYSTEM AND THEIR APPORTIONMENT TO FEDERAL RESERVE BANKS DURING THE MONTH OF MARCH, 1934

## CERTIFICATES OF INDEBTEDNESS

Date of Purchase	Source of Purchase	Boston	New York	Philadelphia	Cleveland	Richmond	Atlanta	Chicago	St. Louis	Minn.	Kan. City	Dallas	San Fran.	Totals
Mar. 7	Market	\$ 238,000	\$ 1,032,000	\$ 248,500	\$ 323,000	\$ 142,000	\$ 123,500	\$ 569,000	\$ 141,000	\$ 87,500	\$ 123,500	\$ 93,500	\$ 252,500	\$3,374,000
" 9	"	221,000	955,500	230,000	299,500	131,500	114,000	526,500	130,000	81,500	115,500	86,500	234,500	3,126,000
" 12	"	201,500	871,500	209,500	273,000	120,000	104,000	480,000	119,000	74,500	105,000	79,000	213,000	2,850,000
" 14	"	1,765,000	7,645,000	1,841,000	2,395,500	1,052,500	913,500	4,212,500	1,042,500	652,500	918,500	691,500	1,870,000	25,000,000
" 15	"	212,000	917,500	221,000	287,500	126,000	109,500	505,500	125,000	78,500	110,000	83,000	224,500	3,000,000
" 21	"	381,500	1,639,000	397,500	517,500	227,000	209,500	910,000	225,000	141,000	198,500	149,500	404,000	5,400,000
" 22	"	1,059,500	4,553,000	1,104,500	1,437,500	631,000	581,500	2,527,500	625,500	392,000	551,000	414,500	1,122,500	15,000,000
" 28	"	176,500	747,500	184,000	239,500	105,000	97,000	421,500	104,500	65,500	103,000	69,000	187,000	2,500,000
" 29	"	706,000	2,990,500	736,500	958,000	421,000	388,000	1,685,000	417,000	261,000	412,500	276,500	748,000	10,000,000
TOTALS		\$4,961,000	\$21,351,500	\$ 5,172,500	\$ 6,731,000	\$ 2,956,000	\$ 2,640,500	\$11,837,500	\$ 2,929,500	\$1,834,000	\$ 2,637,500	\$1,943,000	\$5,256,000	\$70,250,000

## TREASURY NOTES

March 7	Market	812,000	3,516,500	847,000	1,102,000	484,000	420,000	1,937,500	479,500	300,500	422,500	318,000	860,500	11,500,000
" 9	"	702,500	3,042,500	733,000	953,500	419,000	363,500	1,676,500	415,000	260,000	365,500	275,000	744,000	9,950,000
" 12	"	236,500	1,024,500	247,000	321,000	141,000	122,500	564,500	139,500	87,500	123,000	92,500	250,500	3,350,000
" 15	"	8,314,500	36,006,500	8,672,000	11,283,000	4,955,500	4,301,500	19,840,500	4,910,000	3,075,000	4,325,000	3,256,000	8,809,500	117,749,000
" 20	"	35,500	151,500	36,500	48,000	21,000	19,500	84,000	21,000	13,000	18,500	14,000	37,500	500,000
" 21	"	1,356,000	5,829,500	1,415,000	1,840,000	808,500	745,000	3,236,000	801,000	501,500	705,500	530,500	1,436,500	19,205,000
" 22	"	706,000	3,035,500	736,500	958,000	421,000	388,000	1,685,000	417,000	261,000	367,500	276,500	748,000	10,000,000
" 28	"	1,040,500	4,406,500	1,085,500	1,412,000	620,000	571,500	2,483,000	614,500	384,500	607,000	407,500	1,102,500	14,725,000
" 29	"	706,000	2,990,500	736,500	958,000	421,000	388,000	1,685,000	417,000	261,000	412,500	276,500	748,000	10,000,000
TOTALS		\$13,909,500	\$60,003,500	\$14,509,000	\$18,875,500	\$ 8,291,000	\$ 7,319,500	\$33,192,000	\$ 8,214,500	\$5,144,000	\$7,347,000	\$5,446,500	\$14,737,000	\$196,989,000

## TREASURY BILLS

Mar. 7	Market	1,483,000	6,421,500	1,546,500	2,012,500	384,000	767,000	3,538,500	875,500	548,500	771,500	580,500	1,571,000	21,000,000
" 9	"	1,207,500	5,229,500	1,259,500	1,638,500	719,500	625,000	2,881,500	713,000	446,500	627,500	473,000	1,279,000	17,100,000
" 15	"	812,000	3,516,500	847,000	1,102,000	484,000	420,000	1,938,000	479,500	300,000	422,500	318,000	860,500	11,500,000
" 16	"	247,000	1,070,000	258,000	335,500	147,500	128,000	589,500	146,000	91,500	128,500	96,500	262,000	3,500,000
" 19	"	381,500	1,639,000	397,500	517,000	227,500	209,500	910,000	225,000	141,000	198,500	149,500	404,000	5,400,000
" 20	"	1,200,000	5,160,500	1,252,500	1,629,000	715,500	659,000	2,864,500	708,500	444,000	624,500	470,000	1,272,000	17,000,000
" 21	"	1,732,000	7,446,000	1,806,500	2,350,500	1,032,500	951,000	4,133,000	1,023,000	640,500	901,000	678,500	1,835,500	24,530,000
" 28	"	2,655,500	11,247,000	2,770,000	3,604,000	1,583,000	1,458,000	6,337,000	1,568,000	982,000	1,551,500	1,040,000	2,814,000	37,610,000
TOTALS		\$ 9,718,500	\$41,730,000	\$10,137,500	\$13,189,000	\$ 5,793,500	\$ 5,217,500	\$23,192,000	\$5,738,500	\$3,594,000	\$5,225,500	\$3,806,000	\$10,298,000	\$137,640,000

400,879,000

## SALE BY THE FEDERAL RESERVE BANK OF NEW YORK TO THE FEDERAL RESERVE BANK OF ATLANTA ON MARCH 16, 1934 OF \$5,000,000 PAR VALUE OF ITS PARTICIPATION IN SYSTEM ACCOUNT

Mar. 16	Cert. of Ind.	-0-	763,000	-0-	-0-	-0-	763,000	-0-	-0-	-0-	-0-	-0-	-0-	763,000
	Treas. Notes	-0-	2,568,000	-0-	-0-	-0-	2,568,000	-0-	-0-	-0-	-0-	-0-	-0-	2,568,000
	L/L & Treas. Bds	-0-	755,000	-0-	-0-	-0-	755,000	-0-	-0-	-0-	-0-	-0-	-0-	755,000
	Treas. Bills	-0-	914,000	-0-	-0-	-0-	914,000	-0-	-0-	-0-	-0-	-0-	-0-	914,000
TOTALS		-0-	\$5,000,000	-0-	-0-	-0-	\$5,000,000	-0-	-0-	-0-	-0-	-0-	-0-	\$5,000,000

ON MARCH 22, 1934

## SALE BY THE FEDERAL RESERVE BANK OF NEW YORK TO THE FEDERAL RESERVE BANK OF KANSAS CITY OF \$10,000,000 PAR VALUE OF ITS PARTICIPATION IN SYSTEM ACCOUNT

Mar. 22	Cert. of Ind.	-0-	1,433,000	-0-	-0-	-0-	-0-	-0-	-0-	-0-	1,433,000	-0-	-0-	1,433,000
	Treas. Notes	-0-	5,214,500	-0-	-0-	-0-	-0-	-0-	-0-	-0-	5,214,500	-0-	-0-	5,214,500
	L/L & Tr. Bonds	-0-	1,509,500	-0-	-0-	-0-	-0-	-0-	-0-	-0-	1,509,500	-0-	-0-	1,509,500
	Treas. Bills	-0-	1,843,000	-0-	-0-	-0-	-0-	-0-	-0-	-0-	1,843,000	-0-	-0-	1,843,000
TOTALS		-0-	\$10,000,000	-0-	-0-	-0-	-0-	-0-	-0-	-0-	\$10,000,000	-0-	-0-	\$10,000,000


DECLASSIFIED  
Authority E.O. 12958

Division of Bank Operations File

*1-11*  
*Van*

*la*

FEDERAL RESERVE BANK  
OF NEW YORK



333,344-2

March 5 1934

Mr. E. L. Smead,  
Chief, Division of Bank Operations,  
Federal Reserve Board,  
Washington, D. C.

Dear Mr. Smead:

In accordance with your standing instructions,  
we are enclosing a statement showing purchases of Govern-  
ment securities for the System Account and their apportion-  
ment to Federal Reserve Banks during the month of February,  
1934.

Very truly yours,

per pro

*[Signature]*  
(Securities Department)

STATEMENT SHOWING PURCHASES OF GOVERNMENT SECURITIES FOR THE FEDERAL RESERVE SYSTEM AND THEIR APPORTIONMENT TO FEDERAL RESERVE BANKS DURING THE MONTH OF FEBRUARY, 1934

CERTIFICATES OF INDEBTEDNESS

Date of Purchase	Boston	New York	Philadelphia	Cleveland	Richmond	Atlanta	Chicago	St. Louis	Minneapolis	Kan. City	Dallas	San Fran.	Totals
Feb. 1 - Market	\$ 141,000	\$ 638,500	\$ 147,500	\$ 191,500	\$ 70,500	\$ 64,000	\$ 337,000	\$ 83,500	\$ 52,500	\$ 73,500	\$ 51,000	\$ 149,500	\$ 2,000,000 ✓
" 7 - "	127,500	575,500	133,000	172,500	64,000	57,500	304,000	75,000	47,500	66,000	45,500	135,000	1,803,000 ✓
" 8 - "	388,500	1,756,000	405,000	527,000	194,500	176,000	927,000	229,500	143,500	202,000	139,500	411,500	5,500,000 ✓
" 9 - "	353,000	1,596,500	368,500	479,000	176,500	160,500	842,500	208,500	130,500	183,500	127,000	374,000	5,000,000 ✓
" 21 - "	166,000	734,500	173,000	225,000	99,000	75,500	396,000	98,000	61,000	86,500	59,500	176,000	2,350,000 ✓
" 28 - "	1,459,500	6,320,500	1,522,000	1,980,500	870,500	755,000	3,483,000	862,000	539,500	759,000	571,500	1,546,000	20,669,000 ✓
TOTALS	\$ 2,635,500	\$11,621,500	\$2,749,000	\$ 3,575,500	\$1,475,000	\$1,288,500	\$6,289,500	\$1,556,500	\$ 974,500	\$1,370,500	\$ 994,000	\$2,792,000	\$37,322,000

TREASURY NOTES

Feb. 21 - Market	361,500	1,600,000	377,000	490,500	215,500	164,000	862,500	213,500	133,500	188,000	130,000	383,000	5,119,000 ✓
" 28 - "	1,765,500	7,644,500	1,841,500	2,395,500	1,052,000	913,000	4,212,500	1,042,000	653,000	918,500	691,500	1,870,500	25,000,000 ✓
TOTALS	\$2,127,000	\$9,244,500	\$2,218,500	\$2,886,000	\$1,267,500	\$1,077,000	\$5,075,000	\$1,255,500	\$ 786,500	\$1,106,500	\$ 821,500	\$2,253,500	\$30,119,000

TREASURY BILLS

Feb. 7 - Market	1,817,500	8,218,500	1,895,500	2,466,500	909,500	824,500	4,337,000	1,073,500	672,000	945,500	654,000	1,926,000	25,740,000 ✓
" 8 - "	605,500	2,738,000	631,500	821,500	303,000	275,000	1,444,500	357,500	224,000	315,000	218,000	641,500	8,575,000 ✓
" 14 - "	2,280,500	10,095,000	2,379,000	3,095,000	1,359,500	1,034,500	5,442,500	1,347,000	843,500	1,186,500	820,500	2,416,500	32,300,000 ✓
" 21 - "	1,298,000	5,745,000	1,354,000	1,761,500	773,500	588,500	3,097,500	766,500	480,500	675,000	467,000	1,375,000	18,382,000 ✓
" 28 - "	247,000	1,070,500	258,000	335,500	147,000	128,000	589,500	146,000	91,500	128,500	96,500	262,000	3,500,000 ✓
TOTALS	\$ 6,248,500	\$27,867,000	\$ 6,518,000	\$ 8,480,000	\$ 3,492,500	\$ 2,850,500	\$14,911,000	\$ 3,690,500	\$2,311,500	\$3,250,500	\$2,256,000	\$ 6,621,000	\$ 88,497,000

155,938,000

SALE BY THE FEDERAL RESERVE BANK OF NEW YORK TO THE FEDERAL RESERVE BANK OF RICHMOND ON FEBRUARY 10, 1934 OF \$15,000,000 PAR VALUE OF ITS PARTICIPATION IN SYSTEM ACCOUNT

Feb. 10 - Cert. of Ind.	-0-	3,160,000	-0-	-0-	3,160,000	-0-	-0-	-0-	-0-	-0-	-0-	-0-	3,160,000
"     Treas. Notes	-0-	6,611,500	-0-	-0-	6,611,500	-0-	-0-	-0-	-0-	-0-	-0-	-0-	6,611,500
"     L/L Bonds	-0-	2,264,500	-0-	-0-	2,264,500	-0-	-0-	-0-	-0-	-0-	-0-	-0-	2,264,500
"     Treas. Bills	-0-	2,964,000	-0-	-0-	2,964,000	-0-	-0-	-0-	-0-	-0-	-0-	-0-	2,964,000
TOTALS	-0-	\$15,000,000	-0-	-0-	\$15,000,000 ✓	-0-	-0-	-0-	-0-	-0-	-0-	-0-	\$15,000,000

SALE BY THE FEDERAL RESERVE BANK OF NEW YORK TO THE FEDERAL RESERVE BANK OF DALLAS ON FEBRUARY 27, 1934 OF \$5,000,000 PAR VALUE OF ITS PARTICIPATION IN SYSTEM ACCOUNT

Feb. 27 - Cert. of Ind.	-0-	1,055,000	-0-	-0-	-0-	-0-	-0-	-0-	-0-	-0-	1,055,000	-0-	1,055,000
"     Treas. Notes	-0-	2,211,000	-0-	-0-	-0-	-0-	-0-	-0-	-0-	-0-	2,211,000	-0-	2,211,000
"     L/L Bonds	-0-	755,000	-0-	-0-	-0-	-0-	-0-	-0-	-0-	-0-	755,000	-0-	755,000
"     Treas. Bills	-0-	979,000	-0-	-0-	-0-	-0-	-0-	-0-	-0-	-0-	979,000	-0-	979,000
TOTALS	-0-	\$ 5,000,000	-0-	-0-	-0-	-0-	-0-	-0-	-0-	-0-	\$ 5,000,000 ✓	-0-	\$ 5,000,000

SALE BY THE FEDERAL RESERVE BANK OF NEW YORK TO THE FEDERAL RESERVE BANK OF ATLANTA ON FEBRUARY 28, 1934 OF \$10,000,000 PAR VALUE OF ITS PARTICIPATION IN SYSTEM ACCOUNT

Feb. 28 - Cert. of Ind.	-0-	2,110,000	-0-	-0-	-0-	2,110,000	-0-	-0-	-0-	-0-	-0-	-0-	2,110,000
"     Treas. Notes	-0-	4,421,500	-0-	-0-	-0-	4,421,500	-0-	-0-	-0-	-0-	-0-	-0-	4,421,500
"     L/L Bonds	-0-	1,509,500	-0-	-0-	-0-	1,509,500	-0-	-0-	-0-	-0-	-0-	-0-	1,509,500
"     Treas. Bills	-0-	1,959,000	-0-	-0-	-0-	1,959,000	-0-	-0-	-0-	-0-	-0-	-0-	1,959,000
TOTALS	-0-	\$10,000,000	-0-	-0-	-0-	\$10,000,000 ✓	-0-	-0-	-0-	-0-	-0-	-0-	\$10,000,000

3338000

## STATEMENT SHOWING PURCHASES OF GOVERNMENT SECURITIES FOR THE FEDERAL RESERVE SYSTEM AND THEIR APPORTIONMENT TO FEDERAL RESERVE BANKS DURING THE MONTH OF JANUARY, 1934

## CERTIFICATES OF INDEBTEDNESS

Date of Purchase	Source of Purchase	Boston	New York	Philadelphia	Cleveland	Richmond	Atlanta	Chicago	St. Louis	Minneapolis	Kan. City	Dallas	San Fran.	Totals
Jan. 10	Market	\$ 1,504,500	\$ 6,804,000	\$ 1,569,500	\$ 2,042,000	\$ 753,000	\$ 682,500	\$ 3,591,000	\$ 888,500	\$ 556,500	\$ 782,500	\$ 541,500	\$ 1,594,500	\$ 21,310,000 ✓
" 24	"	962,500	4,350,000	1,003,500	1,305,500	481,500	436,000	2,295,500	568,500	356,000	500,500	346,000	1,019,500	13,625,000 ✓
TOTALS		\$ 2,467,000	\$11,154,000	\$ 2,573,000	\$ 3,347,500	\$1,234,500	\$1,118,500	\$ 5,886,500	\$1,457,000	\$ 912,500	\$1,283,000	\$ 887,500	\$ 2,614,000	\$ 34,935,000

## TREASURY BILLS

Jan. 3	Market	3,195,500	14,447,500	3,332,500	4,336,000	1,599,000	1,449,500	7,624,500	1,887,000	1,181,500	1,662,000	1,149,500	3,385,500	45,250,000 ✓
" 8	"	353,000	1,596,500	368,500	479,000	177,000	160,000	842,500	208,500	130,500	183,500	127,000	374,000	5,000,000 ✓
" 10	"	773,000	3,493,000	806,000	1,048,000	386,500	350,500	1,843,000	456,500	285,500	402,000	277,500	818,500	10,940,000 ✓
" 17	"	3,820,000	17,272,500	3,984,500	5,183,500	1,911,500	1,733,000	9,115,500	2,256,000	1,412,500	1,987,000	1,374,500	4,047,500	54,098,000 ✓
" 22	"	141,000	638,500	147,500	191,500	70,500	64,000	337,000	83,500	52,500	73,500	51,000	149,500	2,000,000 ✓
" 24	"	1,149,000	5,196,500	1,198,500	1,559,500	575,000	521,500	2,742,500	678,500	425,000	598,000	413,500	1,217,500	16,275,000 ✓
" 31	"	3,863,000	17,466,500	4,029,000	5,242,000	1,933,000	1,752,500	9,217,500	2,281,000	1,428,500	2,009,500	1,389,500	4,093,000	54,705,000 ✓
TOTALS		\$13,294,500	\$60,111,000	\$13,866,500	\$18,039,500	\$6,652,500	\$6,031,000	\$31,722,500	\$7,851,000	\$4,916,000	\$6,915,500	\$ 4,782,500	\$14,085,500	\$188,268,000

223,300,000

DECLASSIFIED

Authority E.O. 12958



STATEMENT SHOWING PURCHASES OF GOVERNMENT SECURITIES FOR THE FEDERAL RESERVE SYSTEM AND THEIR APPORTIONMENT TO FEDERAL RESERVE BANKS DURING THE MONTH OF DECEMBER, 1933CERTIFICATES OF INDEBTEDNESS

<u>Date of Purchase</u>	<u>Source of Purchase</u>	<u>Boston</u>	<u>New York</u>	<u>Philadelphia</u>	<u>Cleveland</u>	<u>Richmond</u>	<u>Atlanta</u>	<u>Chicago</u>	<u>St. Louis</u>	<u>Minneapolis</u>	<u>Kansas City</u>	<u>Dallas</u>	<u>San Fran.</u>	<u>Totals</u>
Dec. 15	Market	\$12,200,000	\$55,164,000	\$12,725,000	\$16,555,500	\$ 6,105,500	\$5,534,000	\$29,112,500	\$ 7,204,500	\$ 4,511,500	\$6,346,000	\$4,389,000	\$12,926,500	\$172,774,000

TREASURY NOTES

Dec. 6	"	1,506,000	6,809,000	1,570,500	2,043,500	754,000	683,000	3,593,000	889,000	556,500	783,500	541,500	1,595,500	21,325,000
--------	---	-----------	-----------	-----------	-----------	---------	---------	-----------	---------	---------	---------	---------	-----------	------------

TREASURY BILLS

Dec. 6	"	2,533,000	11,454,000	2,642,000	3,437,500	1,267,500	1,149,000	6,045,000	1,496,000	937,000	1,317,500	911,500	2,684,000	35,874,000
20	"	3,283,500	14,847,000	3,425,000	4,456,000	1,643,000	1,489,000	7,835,000	1,939,000	1,214,500	1,708,000	1,181,000	3,479,000	46,500,000
21	"	45,000	202,500	46,500	61,000	22,500	20,500	107,000	26,500	16,500	23,500	16,000	47,500	635,000
27	"	3,519,500	15,915,000	3,671,000	4,776,000	1,761,500	1,596,500	8,399,000	2,078,500	1,301,500	1,831,000	1,266,000	3,729,500	49,845,000
TOTALS		\$9,381,000	\$42,418,500	\$ 9,784,500	\$12,730,500	\$ 4,694,500	\$4,255,000	\$22,386,000	\$ 5,540,000	\$ 3,469,500	\$4,880,000	\$3,374,500	\$ 9,940,000	\$132,854,000

DECLASSIFIED

Authority E.O. 12958

STATEMENT SHOWING PURCHASES OF GOVERNMENT SECURITIES FOR THE FEDERAL RESERVE SYSTEM AND THEIR APPORTIONMENT TO FEDERAL RESERVE BANKS DURING THE MONTH OF NOVEMBER, 1933

CERTIFICATES OF INDEBTEDNESS

Date of Purchase	Source of Purchase	Boston	New York	Philadelphia	Cleveland	Richmond	Atlanta	Chicago	St. Louis	Minneapolis	Kan. City	Dallas	San Fran.	Totals
Nov. 22	Market	\$ 141,500	\$ 638,500	\$ 147,500	\$ 191,500	\$ 70,500	\$ 64,000	\$ 337,000	\$ 83,500	\$ 52,000	\$ 73,500	\$ 51,000	\$ 149,500	\$ 2,000,000

TREASURY NOTES

Nov. 1	"	1,061,500	4,413,000	969,500	1,202,500	583,500	489,000	1,841,000	612,000	357,500	563,500	327,000	1,080,000	13,500,000
8	"	996,500	3,919,000	891,500	1,077,500	485,500	437,500	1,655,500	548,000	343,000	505,000	293,500	967,500	12,120,000
22	"	671,000	3,033,000	699,500	910,500	335,500	304,500	1,601,000	396,000	248,000	349,000	241,500	710,500	9,500,000
29	"	247,000	1,117,500	258,000	335,000	124,000	112,000	589,500	146,000	91,500	128,500	89,000	262,000	3,500,000
TOTALS		\$2,976,000	\$12,482,500	\$2,818,500	\$ 3,525,500	\$1,528,500	\$1,343,000	\$5,687,000	\$1,702,000	\$1,040,000	\$1,546,000	\$ 951,000	\$3,020,000	\$38,620,000

LIBERTY LOAN AND TREASURY BONDS

Nov. 1	"	1,056,000	4,787,500	1,105,000	1,439,500	528,000	479,500	2,537,500	624,500	391,500	549,000	381,500	1,120,500	15,000,000
2	"	705,000	3,192,500	736,500	959,000	353,000	320,000	1,687,500	416,500	261,000	367,000	254,000	748,000	10,000,000*
TOTALS		\$1,761,000	\$7,980,000	\$1,841,500	\$2,398,500	\$ 881,000	\$ 799,500	\$4,225,000	\$1,041,000	\$652,500	\$916,000	\$ 635,500	\$1,868,500	\$25,000,000

TREASURY BILLS

Nov. 1	"	2,103,000	9,136,000	2,059,500	2,623,000	1,105,000	962,000	4,345,000	1,229,000	742,000	1,105,500	703,500	2,186,500	28,300,000
8	"	2,529,500	11,153,500	2,567,500	3,300,500	1,259,500	1,140,500	5,688,000	1,474,500	923,000	1,308,500	878,000	2,637,000	34,860,000
15	"	2,083,000	9,419,000	2,172,500	2,826,500	1,042,500	945,000	4,971,000	1,230,000	770,500	1,083,500	749,500	2,207,000	29,500,000
22	"	2,144,000	9,697,000	2,237,000	2,910,000	1,073,500	972,500	5,117,000	1,266,500	793,500	1,115,500	771,000	2,272,500	30,370,000
29	"	4,268,500	19,301,000	4,452,000	5,792,500	2,136,000	1,936,500	10,186,000	2,520,500	1,578,500	2,220,500	1,535,500	4,522,500	60,450,000
TOTALS		\$13,128,000	\$58,706,500	\$13,488,500	\$17,452,500	\$6,616,500	\$5,956,500	\$30,307,000	\$ 7,720,500	\$4,807,500	\$6,833,500	\$4,637,500	\$13,825,500	\$183,480,000

\*\$10,000,000 par value 4 1/4-3 1/4% Treasury Bonds due October 15, 1945 received in exchange for a like amount of Fourth Liberty Loan 4 1/4% called bonds taken from Federal Reserve Bank of New York's participation on Nov. 1, 1933 and reapportioned November 2, 1933

DECLASSIFIED  
Authority E.O. 12958

STATEMENT SHOWING PURCHASES OF GOVERNMENT SECURITIES FOR THE FEDERAL RESERVE SYSTEM AND THEIR APPORTIONMENT TO FEDERAL RESERVE BANKS DURING THE MONTH OF OCTOBER, 1933

Division of Bank Operations File

CERTIFICATES OF INDEBTEDNESS

Date of Purchases	Source of Purchases	Boston	New York	Philadelphia	Cleveland	Richmond	Atlanta	Chicago	St. Louis	Minn.	Kan. City	Dallas	San Fran.	Totals
Oct. 11	Market	\$ 164,000	\$ 780,000	\$ 88,000	\$ 112,000	\$ 76,000	\$ 60,000	\$ -0-	\$ 68,000	\$ 32,000	\$ 72,000	\$ 40,000	\$ 108,000	\$ 1,600,000
25	"	176,500	641,500	147,000	171,000	94,000	76,500	240,000	94,000	59,000	88,500	47,000	165,000	2,000,000
	TOTALS	\$ 340,500	\$1,421,500	\$ 235,000	\$ 283,000	\$ 170,000	\$ 136,500	\$ 240,000	\$ 162,000	\$ 91,000	\$ 160,500	\$ 87,000	\$ 273,000	\$ 3,600,000

TREASURY NOTES

Oct. 4	Market	2,337,500	11,036,000	2,532,500	3,306,500	1,171,500	1,075,000	5,754,000	1,406,500	893,500	1,229,000	752,000	2,543,000	34,037,000
11	"	370,000	1,736,500	327,500	425,500	180,500	157,500	601,000	198,000	116,500	183,000	108,500	345,500	4,750,000
25	"	1,583,000	5,750,500	1,317,500	1,531,000	844,500	686,000	2,151,000	844,500	527,000	792,500	421,500	1,477,000	17,926,000
	TOTALS	\$4,290,500	\$18,523,000	\$4,177,500	\$5,263,000	\$2,196,500	\$1,918,500	\$8,506,000	\$2,449,000	\$1,537,000	\$2,204,500	\$1,282,000	\$4,365,500	\$ 56,713,000

TREASURY BILLS

Oct. 4	Market	4,680,500	12,767,000	3,095,500	4,121,000	2,030,500	1,714,000	14,627,000	2,331,000	1,087,500	2,061,000	1,014,000	3,722,000	53,251,000
11	"	4,872,500	23,017,000	3,455,500	4,454,500	2,313,500	1,926,000	3,915,500	2,310,000	1,238,000	2,271,500	1,305,500	3,870,500	54,950,000
18	"	3,806,000	18,499,000	3,416,000	4,255,500	1,939,000	1,722,500	7,137,500	2,149,500	1,297,000	1,970,500	1,141,500	3,666,000	51,000,000
25	"	1,740,000	7,536,000	1,731,000	2,200,500	884,000	780,500	3,736,000	1,004,000	629,000	895,000	571,500	1,791,500	23,499,000
	TOTALS	\$15,099,000	\$61,819,000	\$11,698,000	\$15,031,500	\$7,167,000	\$6,143,000	\$29,416,000	\$7,794,500	\$4,251,500	\$7,198,000	\$4,032,500	\$13,050,000	\$182,700,000

PARTICIPATIONS BY FEDERAL RESERVE BANKS IN \$11,025,000 PAR VALUE U. S. GOVERNMENT SECURITIES REPRESENTING PORTION OF FEDERAL RESERVE BANK OF CHICAGO'S SHARE IN PURCHASES MADE FOR SYSTEM ACCOUNT WEEK ENDED OCTOBER 11, 1933, NOT TAKEN BY THE FEDERAL RESERVE BANK OF CHICAGO AND HELD TEMPORARILY IN FEDERAL RESERVE BANK OF NEW YORK'S PARTICIPATION FROM OCTOBER 11 TO OCTOBER 16, 1933

Oct. 16	Cert. of Ind.	46,500	78,500	25,000	32,000	21,500	17,000	192,000	19,500	9,000	20,500	11,500	31,000	504,000
	Tr. Notes	36,500	61,500	19,500	25,000	17,000	13,500	150,000	15,000	7,000	16,000	9,000	23,500	393,500
	Tr. Bills	938,000	1,578,500	503,500	640,500	434,500	343,500	3,858,000	389,500	183,000	412,000	228,500	618,000	10,127,500
	TOTALS	\$ 1,021,000	\$ 1,718,500	\$ 548,000	\$ 697,500	\$ 473,000	\$ 374,000	\$ 4,200,000	\$ 424,000	\$ 199,000	\$ 448,500	\$ 249,000	\$ 672,500	\$ 11,025,000

PARTICIPATION BY FEDERAL RESERVE BANKS IN \$5,000,000 PAR VALUE U. S. GOVERNMENT SECURITIES SOLD TO FEDERAL RESERVE BANK OF DALLAS ON OCTOBER 19, 1933

Oct. 19	Cert. of Ind.	81,500	372,500	82,500	112,000	-0-	37,000	198,500	48,500	30,500	41,000	1,091,000	87,000	1,091,000
	Tr. Notes	162,500	742,500	164,500	223,500	-0-	74,000	396,000	96,500	60,500	81,000	2,174,000	173,000	2,174,000
	L/L Bonds	59,000	268,500	59,500	81,000	-0-	26,500	143,000	35,000	21,500	29,000	785,500	62,500	785,500
	Tr. Bills	71,000	324,000	71,500	97,500	-0-	32,500	173,000	41,500	26,500	36,000	949,500	76,000	949,500
		\$ 374,000	\$ 1,707,500	\$ 378,000	\$ 514,000	\$ -0-	\$ 170,000	\$ 910,500	\$ 221,500	\$ 139,000	\$ 187,000	\$5,000,000	\$ 398,500	\$ 5,000,000*

\*Sold from Federal Reserve Bank of New York's holdings on October 18, 1933 and reapportioned to participating banks on October 19, 1933.


PARTICIPATIONS BY FEDERAL RESERVE BANKS IN \$4,030,000 PAR VALUE U. S. GOVERNMENT SECURITIES REPRESENTING PORTION OF FEDERAL RESERVE BANK OF CHICAGO'S SHARE IN PURCHASES MADE FOR SYSTEM ACCOUNT WEEK ENDED OCTOBER 18, 1933, NOT TAKEN BY THE FEDERAL RESERVE BANK OF CHICAGO AND HELD TEMPORARILY IN FEDERAL RESERVE BANK OF NEW YORK'S PARTICIPATION FROM OCTOBER 18 TO OCTOBER 25, 1933

Oct. 25	Tr. Bills	203,500	740,000	169,500	197,000	108,500	88,500	-0-	108,500	68,000	102,000	2,054,500	190,000	4,030,000
		\$ 203,500	\$ 740,000	\$ 169,500	\$ 197,000	\$ 108,500	\$ 88,500	\$ -0-	\$ 108,500	\$ 68,000	\$ 102,000	\$2,054,500	\$ 190,000	\$ 4,030,000

DECLASSIFIED  
Authority E.O. 12958

*See*

FEDERAL RESERVE BANK  
OF NEW YORK



October 3, 1933

Mr. E. L. Smead,  
Chief, Division of Bank Operations,  
Federal Reserve Board,  
Washington, D. C.

Dear Mr. Smead:

In accordance with your standing instructions,  
we are enclosing a statement showing purchases of Govern-  
ment securities for the System Account and their appor-  
tionment to Federal Reserve Banks during the month of  
September, 1933.

Very truly yours,

W. B. Matteson  
Assistant Deputy Governor

Encl. (1)

STATEMENT SHOWING PURCHASES OF GOVERNMENT SECURITIES FOR THE FEDERAL RESERVE SYSTEM AND THEIR APPORTIONMENT TO FEDERAL RESERVE BANKS DURING MONTH OF SEPTEMBER, 1933

CERTIFICATES OF INDEBTEDNESS

Date of Purchase	Source of Purchase	Boston	New York	Philadelphia	Cleveland	Richmond	Atlanta	Chicago	St. Louis	Minn.	Kan. City	Dallas	San Fran.	Totals
Sept. 12	Market	\$ 660,000	\$ 915,000	\$ 315,000	\$ 345,000	\$ 300,000	\$ 210,000	\$ 2,175,000	\$ 240,000	\$ 120,000	\$ 255,000	\$ 45,000	\$ 420,000	\$ 6,000,000
15	"	6,330,500	30,885,000	7,060,000	9,237,000	3,188,500	2,962,500	15,267,500	3,875,500	2,488,000	3,369,000	1,889,500	7,010,000	93,563,000
20	"	3,359,500	7,893,500	2,076,500	2,669,000	1,461,000	1,095,000	10,206,500	1,505,000	749,000	1,431,500	568,000	2,735,500	35,750,000
27	"	853,000	4,077,500	935,000	1,222,500	428,500	394,500	2,078,500	517,000	329,500	450,500	278,500	935,000	12,500,000
	TOTALS	\$11,203,000	\$43,771,000	\$10,386,500	\$13,473,500	\$5,378,000	\$4,662,000	\$29,727,500	\$6,137,500	\$3,686,500	\$5,506,000	\$2,781,000	\$11,100,500	\$147,813,000

TREASURY NOTES

Sept. 6	Market	1,050,500	5,356,500	1,215,500	1,593,500	532,000	500,500	2,474,000	659,500	427,500	568,000	328,500	1,194,000	15,900,000
11	"	302,500	419,500	144,500	158,000	137,500	96,000	997,000	110,000	55,000	117,000	20,500	192,500	2,750,000
12	"	1,897,500	2,630,500	905,500	992,000	862,500	604,000	6,253,000	690,000	345,000	733,000	129,500	1,207,500	17,250,000
20	"	3,079,000	9,732,000	2,397,500	3,107,500	1,407,000	1,145,000	8,730,500	1,542,500	855,000	1,417,500	667,500	2,799,000	36,880,000
27	"	187,500	897,000	205,500	269,000	94,500	87,000	457,500	113,500	72,500	99,000	61,500	205,500	2,750,000
	TOTALS	\$ 6,517,000	\$19,035,500	\$ 4,868,500	\$ 6,120,000	\$3,033,500	\$2,432,500	\$18,912,000	\$3,115,500	\$1,755,000	\$2,934,500	\$1,207,500	\$5,598,500	\$75,530,000

TREASURY BILLS

Sept. 1	Market	132,000	673,500	153,000	200,500	67,000	63,000	311,000	83,000	54,000	71,500	41,500	150,000	2,000,000
6	"	4,340,500	6,900,500	2,047,000	2,691,500	1,985,500	1,512,500	13,988,500	1,641,500	750,000	1,807,000	354,000	2,881,500	40,900,000
7	"	134,000	666,500	151,500	199,000	67,500	63,000	319,000	83,000	53,500	72,000	41,000	150,000	2,000,000
8	"	134,000	666,500	151,500	199,000	67,500	63,000	319,000	83,000	53,500	72,000	41,000	150,000	2,000,000
11	"	1,100,000	1,525,000	525,000	575,000	500,000	350,000	3,625,000	400,000	200,000	425,000	75,000	700,000	10,000,000
27	"	4,568,500	13,569,500	3,247,000	3,935,000	2,151,500	1,742,500	14,717,000	2,190,000	1,198,500	2,094,000	854,000	3,877,500	54,145,000
	TOTALS	\$10,409,000	\$24,001,500	\$ 6,275,000	\$7,800,000	\$ 4,839,000	\$ 3,794,000	\$33,279,500	\$ 4,480,500	\$2,309,500	\$4,541,500	\$1,406,500	\$7,909,000	\$111,045,000

PARTICIPATION OF FEDERAL RESERVE BANKS IN \$4,500,000 PAR VALUE UNITED STATES GOVERNMENT SECURITIES TEMPORARILY SOLD TO FEDERAL RESERVE BANK OF DALLAS ON SEPT. 15, 1933 AND SEPT. 20, 1933

Sept. 21	Cert. of Ind.	68,500	333,500	73,000	99,500	-0-	32,000	165,000	42,000	27,000	35,000	951,000	75,500	951,000
	Treas. Notes	138,000	673,000	148,000	201,500	-0-	64,500	332,500	84,500	54,000	70,500	1,919,500	153,000	1,919,500
	L/L Bonds	54,500	265,500	58,000	79,500	-0-	25,500	131,000	33,500	21,500	28,000	757,000	60,000	757,000
	Treas. Bills	62,000	306,000	67,500	91,500	-0-	29,500	151,500	38,500	24,500	32,000	872,500	69,500	872,500
	TOTALS	\$ 323,000	\$1,578,000	\$ 346,500	\$ 472,000	-0-	\$ 151,500	\$780,000*	\$ 198,500	\$ 127,000	\$ 165,500	\$4,500,000	\$358,000	\$4,500,000

\* Of this amount \$749,500 was credited Sept. 20, 1933.

NOTE: Red figures indicate amounts sold.

DECLASSIFIED  
Authority E.O. 12958

*2*

FEDERAL RESERVE BANK  
OF NEW YORK

333 344-2

RECEIVED  
SEP 8 - 1933

September 8, 1933

Mr. E. L. Smead,  
Chief, Division of Bank Operations,  
Federal Reserve Board,  
Washington, D. C.

Dear Mr. Smead:

In accordance with your standing instructions, we are enclosing a statement showing purchases of Government securities for the System Account and their apportionment to Federal Reserve Banks during the month of August, 1933.

Very truly yours,



W. B. Matteson  
Assistant Deputy Governor

Encl. (1)

DECLASSIFIED

Authority E.O. 12958TEMPORARY PURCHASES OFUNITED STATES SECURITIES*August 1933*

	<u>NOTES</u>	<u>CERTIFICATES</u>	<u>BONDS</u>	
On hand July 31, 1933	8,704.84	Ø	17,540.95	26,245.79
Purchased during August, 1933	451,999.53	399,032.12	2,902,031.57	3,753,063.22
Sold during August, 1933	449,314.83	399,032.12	2,898,957.79	3,747,304.74
<hr/>				
Balance carried at close of business August 31, 1933	11,389.54	Ø	20,614.73	32,004.27

STATEMENT SHOWING PURCHASES OF GOVERNMENT SECURITIES FOR THE FEDERAL RESERVE SYSTEM AND THEIR APPORTIONMENT TO FEDERAL RESERVE BANKS DURING THE MONTH OF AUGUST, 1933

CERTIFICATES OF INDEBTEDNESS

Date of Purchase		Boston	New York	Philadelphia	Cleveland	Richmond	Atlanta	Chicago	St. Louis	Minn.	Kan. City	Dallas	San Fran.	Totals	
Aug. 1	Market	\$ 507,000	\$2,786,500	\$ 625,000	\$ 816,000	\$ 260,500	\$ 249,000	\$1,148,000	\$ 330,000	\$ 219,500	\$ 281,000	\$ 171,500	\$ 606,000	\$ 8,000,000	(A)
3	"	1,125,000	1,100,000	425,000	825,000	525,000	350,000	3,800,000	475,000	175,000	500,000	25,000	675,000	10,000,000	
15	"	96,000	518,500	116,500	152,500	49,000	47,000	219,000	62,000	41,000	53,000	32,000	113,500	1,500,000	
23	"	331,000	353,000	137,000	194,500	151,000	115,500	1,101,500	122,500	50,500	137,000	21,000	165,500	2,880,000	
30	"	112,500	160,000	47,500	60,000	47,500	37,500	360,000	45,000	15,000	42,500	7,500	65,000	1,000,000	
TOTALS		\$2,171,500	\$4,918,000	\$1,351,000	\$2,048,000	\$1,033,000	\$ 799,000	\$6,628,500	\$1,034,500	\$ 501,000	\$1,013,500	\$ 257,000	\$1,625,000	\$ 23,380,000	

TREASURY NOTES

Aug. 2	Market	158,500	870,500	195,500	255,000	81,500	78,000	358,500	103,000	68,500	88,000	53,500	189,500	2,500,000	
3	"	94,500	528,000	117,000	152,000	48,500	46,500	214,000	61,500	41,000	52,000	32,000	113,000	1,500,000	
4	"	63,500	347,000	78,000	102,000	32,500	31,000	145,000	41,500	27,500	35,000	21,500	75,500	1,000,000	
7	"	159,000	867,500	195,000	254,500	81,500	78,000	362,000	103,000	68,500	88,000	53,500	189,500	2,500,000	
9	"	90,500	492,500	110,500	144,500	46,500	44,500	205,500	58,500	39,000	50,000	30,500	107,500	1,420,000	
10	"	64,000	345,500	77,500	102,000	32,500	31,000	146,000	41,500	27,500	35,500	21,500	75,500	1,000,000	(B)
15	"	4,787,000	25,891,500	5,822,500	7,623,000	2,452,500	2,335,000	10,944,000	3,096,500	2,049,000	2,642,500	1,592,500	5,669,000	74,905,000	
16	"	1,200,000	1,075,000	425,000	725,000	500,000	375,000	3,775,000	500,000	175,000	500,000	75,000	675,000	10,000,000	
23	"	2,202,500	3,860,500	1,182,000	1,634,000	1,024,500	813,500	6,971,500	908,500	428,500	957,000	234,000	1,333,500	21,550,000	
24	"	355,000	1,854,500	419,500	550,500	181,000	171,000	827,000	225,500	147,500	194,000	114,000	410,500	5,450,000	
30	"	112,500	160,000	47,500	60,000	47,500	37,500	360,000	45,000	15,000	42,500	7,500	65,000	1,000,000	(C)
31	"	675,000	960,000	285,000	360,000	285,000	225,000	2,160,000	270,000	90,000	255,000	45,000	390,000	6,000,000	
TOTALS		\$9,962,000	\$37,252,500	\$8,955,000	\$11,962,500	\$4,813,500	\$4,266,000	\$26,468,500	\$5,454,500	\$3,177,000	\$4,939,500	\$2,280,500	\$9,293,500	\$128,825,000	


TREASURY BILLS

Aug. 1	Market	63,500	348,500	78,000	102,000	32,500	31,000	143,500	41,000	27,500	35,000	21,500	76,000	1,000,000	
2	"	114,000	627,000	140,500	183,500	58,500	56,000	258,500	74,500	49,500	63,000	38,500	136,500	1,800,000	
3	"	1,071,500	5,981,000	1,320,000	1,724,500	550,000	526,500	2,426,000	698,000	464,500	594,000	362,500	1,281,500	17,000,000	
9	"	2,014,500	5,876,000	1,539,000	2,224,500	956,500	785,500	5,899,000	1,052,500	558,000	992,000	348,500	1,734,000	23,980,000	
11	"	479,500	2,592,500	583,000	763,000	245,500	234,000	1,096,000	310,000	205,000	264,500	159,500	567,500	7,500,000	
15	"	1,278,500	6,913,000	1,554,500	2,035,000	655,000	623,500	2,922,000	827,000	547,000	705,500	425,000	1,514,000	20,000,000	
16	"	1,808,500	9,782,000	2,199,500	2,880,000	926,500	882,500	4,135,000	1,170,000	774,000	998,500	601,500	2,142,000	28,300,000	
17	"	1,156,000	6,198,500	1,395,500	1,829,000	591,000	562,000	2,652,500	745,000	491,500	636,500	381,000	1,361,500	18,000,000	
23	"	2,607,000	6,187,000	1,690,000	2,298,500	1,232,500	1,013,000	7,873,500	1,175,500	607,500	1,182,500	375,500	1,827,500	28,070,000	
30	"	5,166,500	15,010,500	3,712,500	4,805,000	2,357,500	2,021,000	14,776,000	2,541,500	1,259,500	2,291,500	858,000	4,150,500	58,950,000	
31	"	171,000	882,500	198,500	260,000	86,500	81,500	401,500	107,500	70,000	92,500	53,500	195,000	2,600,000	
TOTALS		\$15,930,500	\$60,398,500	\$14,411,000	\$19,105,000	\$7,692,000	\$6,816,500	\$42,583,500	\$8,742,500	\$5,054,000	\$7,855,500	\$3,625,000	\$14,986,000	\$207,200,000	

(A) Purchased August 2, 1933 and held by Federal Reserve Bank of New York for reapportionment August 3, 1933

(B) Of this amount \$14,050,000 was purchased August 22, 1933, and held by Federal Reserve Bank of New York for reapportionment August 23, 1933.


(C) Purchased August 30, 1933 and held by Federal Reserve Bank of New York for reapportionment August 31, 1933.





DECLASSIFIED  
Authority E.O. 10501

*Sc.*  
*6*  
FEDERAL RESERVE BANK  
OF NEW YORK



August 7, 1933

Mr. E. L. Smead,  
Chief, Division of Bank Operations,  
Federal Reserve Board,  
Washington, D. C.

Dear Mr. Smead:

In accordance with your standing instructions, we are enclosing a statement showing purchases of Government securities for the System Account and their apportionment to Federal reserve banks during the month of July, 1933.

Very truly yours,

W. B. Matteson  
Assistant Deputy Governor

Encl. (1)

DECLASSIFIED  
Authority E.O. 10501

STATEMENT SHOWING PURCHASES OF GOVERNMENT SECURITIES FOR THE FEDERAL RESERVE SYSTEM AND THEIR APPORTIONMENT TO FEDERAL RESERVE BANKS DURING THE MONTH OF JULY, 1933

Date of Purchase	Source of Purchase	CERTIFICATES OF INDEBTEDNESS												Totals
		Boston	New York	Philadelphia	Cleveland	Richmond	Atlanta	Chicago	St. Louis	Minneapolis	Kansas City	Dallas	San Francisco	
July 5	Market	\$ 46,500	\$ 265,000	\$ 59,000	\$ 77,000	\$ 24,000	\$ 23,000	\$ 104,500	\$ 31,000	\$ 20,500	\$ 26,500	\$ 16,000	\$ 57,000	\$ 750,000
6	"	466,000	2,648,000	589,500	769,500	241,000	232,500	1,045,000	308,000	207,500	261,500	163,500	568,000	7,500,000
14	"	94,000	527,000	117,500	153,500	48,500	46,500	211,500	61,500	41,500	52,500	32,500	113,500	1,500,000
19	"	758,500	1,458,000	452,500	613,500	345,500	258,000	2,008,500	363,500	162,500	312,500	80,500	611,500	7,425,000
26	"	1,363,000	1,299,500	578,500	777,000	582,500	381,000	3,867,500	566,000	202,500	510,000	46,500	826,000	11,000,000
TOTALS		\$2,728,000	\$6,197,500	\$1,797,000	\$2,390,500	\$1,241,500	\$ 941,000	\$ 7,237,000	\$1,330,000	\$ 634,500	\$1,163,000	\$ 339,000	\$2,176,000	\$28,175,000

TREASURY NOTES

July 3	Market	62,000	353,000	78,500	102,500	32,000	31,000	139,500	41,000	27,500	35,000	22,000	76,000	1,000,000
5	"	62,000	353,000	78,500	102,500	32,000	31,000	139,500	41,000	27,500	35,000	22,000	76,000	1,000,000
6	"	62,000	353,000	78,500	102,500	32,000	31,000	139,500	41,000	27,500	35,000	22,000	76,000	1,000,000
19	"	962,500	1,538,000	518,500	709,000	433,500	314,000	2,583,000	446,500	187,000	384,000	81,500	742,500	8,900,000
26	"	742,000	4,117,500	921,500	1,203,000	381,500	366,500	1,674,500	485,500	324,000	412,500	254,000	892,500	11,775,000
28	"	634,000	3,483,000	781,000	1,020,000	325,500	311,500	1,435,000	412,500	274,500	351,000	214,500	757,500	10,000,000
TOTALS		\$2,524,500	\$10,197,500	\$2,456,500	\$3,239,500	\$1,236,500	\$1,085,000	\$6,111,000	\$1,467,500	\$ 868,000	\$1,252,500	\$ 616,000	\$2,620,500	\$ 33,675,000

TREASURY BILLS


July 5	Market	1,209,500	6,372,000	1,529,500	1,997,000	625,000	603,500	2,712,000	799,500	538,500	679,000	424,000	1,473,500	19,463,000
6	"	428,500	2,436,500	542,500	708,000	221,500	214,000	961,500	283,500	191,000	241,000	150,000	522,000	6,900,000
12	"	3,571,000	11,927,000	3,098,000	4,032,000	1,698,000	1,483,500	8,965,500	1,890,000	1,048,500	1,665,500	743,500	3,277,500	43,400,000
13	"	125,000	702,500	157,000	204,500	64,500	62,000	282,000	82,500	55,000	70,000	43,500	151,500	2,000,000
19	"	50,000	281,000	63,000	82,000	26,000	24,500	113,000	33,500	21,500	27,500	17,500	60,500	800,000
24	"	63,000	349,500	78,500	102,000	32,500	31,000	142,500	41,000	27,500	35,000	21,500	76,000	1,000,000
26	"	1,318,500	7,317,500	1,637,500	2,138,500	678,500	651,000	2,976,000	862,500	575,500	733,500	451,000	1,585,000	20,925,000
27	"	285,000	1,567,500	351,500	459,000	146,500	140,000	645,500	186,000	123,500	158,000	96,500	341,000	4,500,000
31	"	63,500	348,500	78,000	102,000	32,500	31,000	143,500	41,000	27,500	35,000	21,500	76,000	1,000,000
TOTALS		\$ 7,114,000	\$31,302,000	\$7,535,500	\$9,825,000	\$3,525,000	\$3,240,500	\$16,941,500	\$4,219,500	\$2,608,500	\$3,644,500	\$1,969,000	\$ 7,563,000	\$ 99,988,000

DECLASSIFIED  
Authority E.O. 10501

333,344-2

*De*

FEDERAL RESERVE BANK  
OF NEW YORK



July 7, 1933

Mr. E. L. Smead,  
Chief, Division of Bank Operations,  
Federal Reserve Board,  
Washington, D. C.

Dear Mr. Smead:

In accordance with your standing instructions, we are enclosing a statement showing purchases of Government securities for the System Account and their apportionment to Federal reserve banks during the month of June, 1933.

Very truly yours,

per pro *Samuel*  
(Securities Department)

Encl. (1)

## STATEMENT SHOWING PURCHASES OF GOVERNMENT SECURITIES FOR THE FEDERAL RESERVE SYSTEM AND THEIR APPORTIONMENT TO FEDERAL RESERVE BANKS DURING THE MONTH OF JUNE, 1933

## CERTIFICATES OF INDEBTEDNESS

		Boston	New York	Philadelphia	Cleveland	Richmond	Atlanta	Chicago	St. Louis	Minneapolis	Kansas City	Dallas	San Fran.	Totals
June 6	Market	\$ 694,000	\$ 985,500	\$ 180,000	\$ 124,500	\$ 319,500	\$ 194,500	\$ 2,247,500	\$ 291,000	\$ 42,000	\$ 180,500	\$ -0-	\$ 291,000	\$ 5,550,000
7	"	984,000	6,115,000	1,348,500	1,771,000	515,500	509,000	2,134,500	679,500	476,500	583,000	358,000	1,275,500	16,750,000
12	"	117,500	730,000	161,000	211,500	61,500	61,000	255,000	81,000	57,000	69,500	43,000	152,000	2,000,000
14	"	1,053,000	1,215,000	283,500	243,000	486,000	324,000	3,240,000	425,000	81,000	263,500	-0-	486,000	8,100,000
15	"	5,298,500	32,236,000	7,111,500	9,322,000	2,769,000	2,714,000	11,619,500	3,620,500	2,509,000	3,092,500	1,878,500	6,754,000	88,925,000
16	"	482,500	2,936,500	647,500	849,000	252,500	247,000	1,058,500	330,000	228,500	281,500	171,000	615,500	8,100,000
19	"	1,062,500	1,467,000	276,000	255,000	488,500(A)	361,000	3,294,000	446,000	85,000	276,000	-0-	489,000	8,500,000
20	"	212,500	293,000	54,500	51,500	98,000(A)	72,500	659,000	89,000	17,000	55,500	-0-	97,500	1,700,000
28	"	465,000	2,391,500	536,000	697,500	237,000	223,500	1,056,500	291,500	188,000	245,000	145,000	523,500	7,000,000
30	"	218,000	496,500	144,500	168,500	97,500	84,000	592,500	100,500	47,000	91,000	22,000	188,000(C)	2,250,000
TOTALS		\$10,587,500	\$48,866,000	\$10,743,000	\$13,693,500	\$ 5,325,000	\$ 4,790,500	\$26,157,000	\$6,354,000	\$ 3,731,000	\$ 5,138,000	\$2,617,500	\$10,872,000	\$148,875,000

## TREASURY NOTES

June 5	Market	1,787,500	2,538,000	465,000	322,000	822,000	500,500	5,791,500	751,000	107,000	464,500	-0-	751,000	14,300,000
6	"	268,500	381,500	70,000	48,500	123,500	75,000	871,000	113,000	16,000	70,000	-0-	113,000	2,150,000
7	"	147,000	912,500	201,000	264,500	77,000	76,000	318,500	101,500	71,000	87,000	53,500	190,500	2,500,000
12	"	322,000	520,000	119,500	120,500	150,500	105,000	963,500	138,500	36,500	90,500	10,500	173,000	2,750,000
13	"	390,000	450,000	105,000	90,000	180,000	120,000	1,200,000	157,500	30,000	97,500	-0-	180,000	3,000,000
14	"	286,000	330,000	77,000	66,000	132,000	88,000	880,000	115,500	22,000	71,500	-0-	132,000	2,200,000
19	"	812,500	1,121,000	211,500	195,000	373,500(A)	276,500	2,518,500	341,500	65,000	211,500	-0-	373,500	6,500,000
20	"	437,500	603,500	114,000	105,000	201,500(A)	148,500	1,356,000	184,000	35,000	113,500	-0-	201,500	3,500,000
28	"	1,008,000	4,035,000	928,000	1,195,500	497,500	443,000	2,368,500	562,000	323,000	459,000	231,000	949,500	13,000,000
30	"	500,000	450,000	210,000	210,000	210,000	170,000	1,460,000	190,000	60,000	180,000	-0-	360,000(D)	4,000,000
TOTALS		\$ 5,959,000	\$11,341,500	\$ 2,501,000	\$ 2,617,000	\$ 2,767,500	\$2,002,500	\$17,727,500	\$ 2,654,500	\$ 765,500	\$1,845,000	\$ 295,000	\$3,424,000	\$53,900,000

## TREASURY BILLS

June 7	Market	816,000	5,074,500	1,119,500	1,469,500	428,500	423,000	1,771,000	564,000	395,000	483,500	297,500	1,058,000	13,900,000
8	"	152,500	949,000	209,500	275,000	80,000	79,000	331,500	105,500	74,000	90,500	55,500	198,000	2,600,000
12	"	293,500	1,825,500	402,500	528,500	154,000	152,500	637,000	203,000	142,000	174,000	107,000	380,500	5,000,000
14	"	650,000	750,000	175,000	150,000	300,000	200,000	2,000,000	262,500	50,000	162,500	-0-	300,000	5,000,000
15	"	76,000	462,500	102,000	133,500	40,000	38,500	166,500	52,000	36,000	44,500	27,000	96,500	1,275,000
16	"	308,500	1,876,000	414,000	542,500	161,000	158,000	676,000	210,500	146,000	180,000	109,500	393,000	5,175,000
20	"	44,000	60,500	11,500	10,000	20,000(A)	15,000	135,500	18,500	3,500	11,500	-0-	20,000	350,000
21	"	903,500	4,382,500	958,500	1,232,500	449,500(B)	422,500	2,195,500	555,500	335,500	451,500	253,000	960,000	13,100,000
28	"	3,134,500	5,442,500	1,443,500	1,758,500	1,445,500	1,127,000	7,856,000	1,310,000	480,500	987,000	205,500	1,809,500	27,000,000
29	"	30,500	178,000	39,500	51,500	16,000	15,500	68,500	20,500	14,000	17,500	11,000	37,500	500,000
30	"	1,868,500	1,682,000	785,000	785,000	785,000	635,500	5,457,000	710,000	224,000	672,500	-0-	1,345,500(D)	14,950,000
TOTALS		\$8,277,500	\$22,683,000	\$ 5,660,500	\$ 6,936,500	\$ 3,879,500	\$3,266,500	\$21,294,500	\$4,012,000	\$1,900,500	\$3,275,000	\$1,066,000	\$ 6,598,500	\$88,850,000

REPURCHASE BY FEDERAL RESERVE BANK OF DALLAS ON JUNE 16, 1933 OF \$2,500,000 PAR VALUE, REPRESENTING BALANCE OF \$5,000,000 PAR VALUE TEMPORARILY SOLD TO F.R.B. OF NEW YORK ON APRIL 28, 1933

June 16	Cert. of Ind.	-0-	875,500	-0-	-0-	-0-	-0-	-0-	-0-	-0-	-0-	875,500	-0-	875,500
	Treas. Notes	-0-	749,500	-0-	-0-	-0-	-0-	-0-	-0-	-0-	-0-	749,500	-0-	749,500
	L/T Bonds	-0-	515,000	-0-	-0-	-0-	-0-	-0-	-0-	-0-	-0-	515,000	-0-	515,000
	Treas. Bills	-0-	360,000	-0-	-0-	-0-	-0-	-0-	-0-	-0-	-0-	360,000	-0-	360,000
Total		-0-	\$2,500,000	-0-	-0-	-0-	-0-	-0-	-0-	-0-	-0-	\$2,500,000	-0-	\$2,500,000


(A) Charged June 23, 1933; (B) Of this amount \$100,500 was charged June 23, 1933; (C) Of this amount \$112,500 was charged July 1, 1933; (D) Charged July 1, 1933.

DECLASSIFIED  
Authority E.O. 10501

*van ✓*

*J*

FEDERAL RESERVE BANK  
OF NEW YORK



333,344-2

June 8, 1933

Mr. E. L. Smead,  
Chief, Division of Bank Operations,  
Federal Reserve Board,  
Washington, D. C.

Dear Mr. Smead:

In accordance with your standing instructions, we are enclosing a statement showing purchases of Government securities for the System Account and their apportionment to Federal Reserve Banks during the month of May, 1933.

Very truly yours,

A handwritten signature in cursive script, reading "W. B. Matteson".

W. B. Matteson  
Assistant Deputy Governor

Encl. (1)

STATEMENT SHOWING PURCHASES OF GOVERNMENT SECURITIES FOR THE FEDERAL RESERVE SYSTEM AND THEIR APPORTIONMENT TO FEDERAL RESERVE BANKS DURING THE MONTH OF MAY, 1933CERTIFICATES OF INDEBTEDNESS

Date of Purchase		Boston	New York	Philadelphia	Cleveland	Richmond	Atlanta	Chicago	St. Louis	Minneapolis	Kan. City	Dallas	San Fran.	Totals
May 17	Market	\$ 283,500	\$ 1,867,500	\$ 410,500	\$ 541,500	\$ 148,000	\$ 149,000	\$ 594,500	\$ 200,500	\$ 145,000	\$ 172,500	\$ 104,000	\$ 383,500	\$ 5,000,000
24	"	1,577,000	9,465,500	2,126,000	2,867,500	868,500	897,000	3,143,500	1,079,500	801,500	1,000,000	460,000	2,114,000	26,400,000
29	"	110,000	187,500	32,500	15,000	65,000	37,500	412,500	55,000	5,000	35,000	- 0-	45,000	1,000,000
	TOTALS	\$1,970,500	\$11,520,500	\$2,569,000	\$ 3,424,000	\$1,081,500	\$1,083,500	\$ 4,150,500	\$1,335,000	\$ 951,500	\$1,207,500	\$ 564,000	\$2,542,500	\$32,400,000

TREASURY NOTES

May 2	Market	4,272,500	28,135,500	6,186,000	8,162,500	2,226,000	2,248,000	8,956,500	3,021,000	2,183,500	2,601,000	1,569,000	5,776,000	75,337,500
17	"	343,500	2,264,000	497,500	657,000	179,000	181,000	720,500	243,000	175,500	209,500	126,500	465,000	6,062,000
24	"	1,823,000	8,695,000	2,074,500	2,962,000	1,121,500	1,203,000	3,239,500	1,163,500	919,000	1,256,500	238,000	2,404,500	27,100,000
25	"	28,500	186,000	41,000	54,000	15,000	15,000	59,500	20,000	14,500	17,500	10,500	38,500	500,000
29	"	1,430,000	2,437,500	422,500	195,000	845,000	487,500	5,362,500	715,000	65,000	455,000	-0-	585,000	13,000,000
31	"	1,540,000	2,625,000	455,000	210,000	910,000	525,000	5,775,000	770,000	70,000	490,000	-0-	630,000	14,000,000
	TOTALS	\$ 9,437,500	\$44,343,000	\$9,676,500	\$12,240,500	\$5,296,500	\$4,659,500	\$24,113,500	\$5,932,500	\$3,427,500	\$5,029,500	\$1,944,000	\$9,899,000	\$135,999,500

TREASURY BILLS

May 10	Market	913,000	6,012,500	1,322,000	1,744,500	475,500	480,500	1,914,000	645,500	466,500	556,000	335,500	1,234,500	16,100,000
17	"	1,431,500	9,425,000	2,072,500	2,734,500	746,000	753,500	3,000,500	1,012,000	731,500	871,000	525,500	1,934,500	25,238,000
24	"	800,500	4,213,500	978,500	1,362,500	471,500	499,000	1,491,500	525,500	405,000	534,000	156,000	1,062,500	12,500,000
31	"	2,441,000	15,684,000	3,466,000	4,572,500	1,281,500	1,287,000	5,158,000	1,712,500	1,228,500	1,480,500	928,000	3,260,500	42,500,000
	TOTALS	\$5,586,000	\$ 35,335,000	\$ 7,839,000	\$10,414,000	\$2,974,500	\$3,020,000	\$11,564,000	\$3,895,500	\$2,831,500	\$3,441,500	\$1,945,000	\$ 7,492,000	\$ 96,338,000

REPURCHASE BY FEDERAL RESERVE BANK OF DALLAS ON MAY 25, 1933 OF \$2,500,000 PAR VALUE - PART OF \$5,000,000 TEMPORARILY SOLD TO FEDERAL RESERVE BANK OF NEW YORK ON APRIL 28, 1933

May 25	Cert. of Ind.	-0-	876,000	-0-	-0-	-0-	-0-	-0-	-0-	-0-	-0-	876,000	-0-	876,000
	Treas. Notes	-0-	749,500	-0-	-0-	-0-	-0-	-0-	-0-	-0-	-0-	749,500	-0-	749,500
	L/L Bonds	-0-	514,500	-0-	-0-	-0-	-0-	-0-	-0-	-0-	-0-	514,500	-0-	514,500
	Treas. Bills	-0-	360,000	-0-	-0-	-0-	-0-	-0-	-0-	-0-	-0-	360,000	-0-	360,000
	Total	-0-	\$2,500,000	-0-	-0-	-0-	-0-	-0-	-0-	-0-	-0-	\$2,500,000	-0-	\$2,500,000

Red figures indicate amount sold.

DECLASSIFIED  
Authority E.O. 10501

*✓*  
*6*  
FEDERAL RESERVE BANK  
OF NEW YORK



May 3, 1933

Mr. E. L. Smead,  
Chief, Division of Bank Operations,  
Federal Reserve Board,  
Washington, D. C.

Dear Mr. Smead:

In accordance with your standing instructions, we are enclosing a statement showing purchases of Government securities for the System Account and their apportionment to Federal reserve banks during the month of April, 1933.

Very truly yours,

A handwritten signature in cursive script, which appears to read 'W. B. Matteson'.

W. B. Matteson  
Assistant Deputy Governor

Encl. (1)

## STATEMENT SHOWING PURCHASES OF GOVERNMENT SECURITIES FOR THE FEDERAL RESERVE SYSTEM AND THEIR APPORTIONMENT TO FEDERAL RESERVE BANKS DURING THE MONTH OF APRIL, 1933

		CERTIFICATES OF INDEBTEDNESS												
		<u>Boston</u>	<u>New York</u>	<u>Philadelphia</u>	<u>Cleveland</u>	<u>Richmond</u>	<u>Atlanta</u>	<u>Chicago</u>	<u>St. Louis</u>	<u>Minneapolis</u>	<u>Kan. City</u>	<u>Dallas</u>	<u>San Fran.</u>	<u>Totals</u>
April 19	Market	\$ 1,644,500	\$10,741,000	\$2,381,000	\$3,142,000	\$ 857,000	\$ 865,500	\$3,448,000	\$1,163,000	\$ 840,500	\$1,001,000	\$ 693,000	\$2,223,500	\$ 29,000,000
20	"	544,500	3,555,500	788,500	1,040,000	283,500	286,500	1,141,500	385,000	278,000	331,500	229,500	736,000	9,600,000
21	"	85,500	555,500	123,500	162,500	44,500	44,500	178,000	60,000	43,500	52,000	35,500	115,000	1,500,000
24	"	28,500	185,000	41,000	54,000	15,000	15,000	59,500	20,000	14,500	17,000	12,000	38,500	500,000
26	"	20,000	129,500	28,500	38,000	10,500	10,500	41,500	14,000	10,000	12,000	8,500	27,000	350,000
TOTALS		\$ 2,323,000	\$15,166,500	\$3,362,500	\$4,436,500	\$1,210,500	\$1,222,000	\$4,868,500	\$1,642,000	\$1,186,500	\$1,413,500	\$ 978,500	\$3,140,000	\$ 40,950,000

## TREASURY NOTES

April 21	Market	56,500	370,500	82,000	108,500	29,500	30,000	119,000	40,000	29,000	34,500	24,000	76,500	1,000,000
25	"	933,500	6,096,500	1,351,500	1,783,500	486,500	491,000	1,957,000	660,000	477,000	568,000	393,000	1,262,000	16,459,500
26	"	1,744,000	11,389,500	2,525,000	3,331,500	908,500	917,500	3,656,000	1,233,000	891,000	1,061,500	735,000	2,357,500	30,750,000
27	"	254,500	1,667,000	369,500	487,500	133,000	134,500	535,000	180,500	130,500	155,500	107,500	345,000	4,500,000
28	"	283,500	1,852,000	410,500	541,500	148,000	149,000	594,500	200,500	145,000	172,500	119,500	383,500	5,000,000
TOTALS		\$3,272,000	\$21,375,500	\$4,738,500	\$6,252,500	\$1,705,500	\$1,722,000	\$6,861,500	\$2,314,000	\$1,672,500	\$1,992,000	\$1,379,000	\$4,424,500	\$ 57,709,500

## TREASURY BILLS

April 6	Market	99,500	648,000	143,500	189,500	51,500	52,500	208,000	70,000	51,000	60,500	42,000	134,000	1,750,000
12	"	1,758,000	11,482,000	2,545,000	3,359,000	916,000	925,000	3,686,000	1,243,000	898,000	1,070,000	741,000	2,377,000	31,000,000
27	"	1,418,000	9,259,500	2,053,000	2,708,500	739,000	746,000	2,972,000	1,002,500	724,500	863,000	597,500	1,916,500	25,000,000
TOTALS		\$3,275,500	\$21,389,500	\$4,741,500	\$6,257,000	\$1,706,500	\$1,723,500	\$6,866,000	\$2,315,500	\$1,673,500	\$1,993,500	\$1,380,500	\$4,427,500	\$57,750,000

## REPURCHASE BY FEDERAL RESERVE BANK OF PHILADELPHIA FROM F.R.B. OF BOSTON ON APRIL 3, 1933 OF \$10,000,000 PAR VALUE OF THEIR PARTICIPATION IN SYSTEM ACCT TEMPORARILY SOLD ON MARCH 1, 1933

April 3	Cert. of Ind.	3,888,500	-0-	3,888,500	-0-	-0-	-0-	-0-	-0-	-0-	-0-	-0-	-0-	3,888,500
	Treas. Notes	2,595,000	-0-	2,595,000	-0-	-0-	-0-	-0-	-0-	-0-	-0-	-0-	-0-	2,595,000
	L/L Bonds	2,060,000	-0-	2,060,000	-0-	-0-	-0-	-0-	-0-	-0-	-0-	-0-	-0-	2,060,000
	Treas. Bills	1,456,500	-0-	1,456,500	-0-	-0-	-0-	-0-	-0-	-0-	-0-	-0-	-0-	1,456,500
TOTALS		\$10,000,000	-0-	\$10,000,000	-0-	-0-	-0-	-0-	-0-	-0-	-0-	-0-	-0-	\$10,000,000

## TEMPORARY SALE BY FEDERAL RESERVE BANK OF DALLAS ON APRIL 28, 1933 TO THE FEDERAL RESERVE BANK OF NEW YORK OF \$5,000,000 PAR VALUE OF THEIR PARTICIPATION IN SYSTEM ACCOUNT

April 28	Cert. of Ind.	-0-	1,751,500	-0-	-0-	-0-	-0-	-0-	-0-	-0-	-0-	1,751,500	-0-	1,751,500
	Treas. Notes	-0-	1,499,000	-0-	-0-	-0-	-0-	-0-	-0-	-0-	-0-	1,499,000	-0-	1,499,000
	L/L Bonds	-0-	1,029,500	-0-	-0-	-0-	-0-	-0-	-0-	-0-	-0-	1,029,500	-0-	1,029,500
	Treas. Bills	-0-	720,000	-0-	-0-	-0-	-0-	-0-	-0-	-0-	-0-	720,000	-0-	720,000
TOTALS		-0-	\$ 5,000,000	-0-	-0-	-0-	-0-	-0-	-0-	-0-	-0-	\$5,000,000	-0-	\$5,000,000



DECLASSIFIED  
Authority E.O. 10501

*Handwritten:*  
Went  
SC  
b

FEDERAL RESERVE BANK  
OF NEW YORK



April 5, 1933

Mr. E. L. Smead,  
Chief, Division of Bank Operations,  
Federal Reserve Board,  
Washington, D. C.

Dear Mr. Smead:

In accordance with your standing instructions, we are enclosing a statement showing purchases of Government securities for the System Account and their apportionment to Federal reserve banks during the month of March, 1933.

Very truly yours,

W. B. Matteson  
Assistant Deputy Governor

Encl. (1)

## STATEMENT SHOWING PURCHASES OF GOVERNMENT SECURITIES FOR THE FEDERAL RESERVE SYSTEM AND THEIR APPORTIONMENT TO FEDERAL RESERVE BANKS DURING THE MONTH OF MARCH, 1933

## CERTIFICATES OF INDEBTEDNESS

		<u>Boston</u>	<u>New York</u>	<u>Philadelphia</u>	<u>Cleveland</u>	<u>Richmond</u>	<u>Atlanta</u>	<u>Chicago</u>	<u>St. Louis</u>	<u>Minneapolis</u>	<u>Kan. City</u>	<u>Dallas</u>	<u>San Fran.</u>	<u>Totals</u>
Mar. 15	Market	\$ 7,185,000	\$31,820,000	\$ 8,685,500	\$14,141,000	\$3,378,500	\$ 3,411,500	\$22,362,500	\$4,584,000	\$3,313,500	\$3,946,500	\$2,732,000	\$8,765,000	\$114,325,000

## TREASURY NOTES

March 1	Market	851,000	5,556,000	1,232,000	1,625,000	443,000	447,500	1,783,000	601,500	435,000	517,500	358,500	1,150,000	15,000,000
---------	--------	---------	-----------	-----------	-----------	---------	---------	-----------	---------	---------	---------	---------	-----------	------------

## TREASURY BILLS

March 1	Market	850,500	5,555,500	1,231,500	1,625,500	443,500	447,500	1,783,500	601,500	434,500	518,000	358,500	1,150,000	15,000,000
3	"	157,000	734,000	190,000	271,000	74,000	74,500	489,000	100,000	72,500	86,500	60,000	191,500	2,500,000
15	"	606,500	2,686,000	733,000	1,193,500	285,000	288,000	1,887,500	387,000	279,500	333,000	231,000	740,000	9,650,000
16	"	1,257,000	5,566,500	1,519,500	2,474,000	591,000	597,000	3,912,000	802,000	579,500	690,500	478,000	1,533,000	20,000,000
20	"	63,000	278,500	76,000	123,500	29,500	30,000	195,500	40,000	29,000	34,500	24,000	76,500	1,000,000
21	"	292,000	1,294,000	353,500	575,000	137,500	139,000	909,500	186,500	135,000	160,500	111,000	356,500	4,650,000
22	"	220,000	1,081,500	266,000	379,000	103,500	104,500	631,000	140,500	101,500	121,000	83,500	268,000	3,500,000
23	"	94,000	463,500	114,000	162,500	44,500	44,500	270,500	60,000	43,500	52,000	36,000	115,000	1,500,000
27	"	94,000	486,500	114,000	162,500	44,500	44,500	247,500	60,000	43,500	52,000	36,000	115,000	1,500,000
29	"	1,665,500	9,002,000	2,013,500	2,871,000	783,000	791,000	3,963,500	1,062,500	768,000	915,000	633,500	2,031,500	26,500,000
31	"	50,500	296,500	61,000	86,500	23,500	24,000	95,000	32,000	23,000	27,500	19,000	61,500	800,000
TOTALS		\$5,350,000	\$27,444,500	\$ 6,672,000	\$ 9,924,000	\$2,559,500	\$2,584,500	\$14,384,500	\$3,472,000	\$2,509,500	\$2,990,500	\$2,070,500	\$6,638,500	\$86,600,000

## SALE BY THE FEDERAL RESERVE BANK OF PHILADELPHIA ON MARCH 1, 1933 TO THE FEDERAL RESERVE BANK OF BOSTON OF \$10,000,000 PAR VALUE OF ITS PARTICIPATION IN SYSTEM ACCOUNT

March 1	Cert. of Ind.	3,888,500	-0-	3,888,500	-0-	-0-	-0-	-0-	-0-	-0-	-0-	-0-	-0-	3,888,500
	Treas. Notes	2,595,000	-0-	2,595,000	-0-	-0-	-0-	-0-	-0-	-0-	-0-	-0-	-0-	2,595,000
	L/L Bonds	2,060,000	-0-	2,060,000	-0-	-0-	-0-	-0-	-0-	-0-	-0-	-0-	-0-	2,060,000
	Treas. Bills	1,456,500	-0-	1,456,500	-0-	-0-	-0-	-0-	-0-	-0-	-0-	-0-	-0-	1,456,500
TOTALS		\$10,000,000	-0-	\$10,000,000	-0-	-0-	-0-	-0-	-0-	-0-	-0-	-0-	-0-	\$10,000,000

## SALE BY THE FEDERAL RESERVE BANK OF NEW YORK ON MARCH 1, 1933 TO THE FEDERAL RESERVE BANK OF CHICAGO OF \$75,000,000 PAR VALUE OF ITS PARTICIPATION IN SYSTEM ACCOUNT

March 1	Cert. of Ind.	-0-	29,165,500	-0-	-0-	-0-	-0-	29,165,500	-0-	-0-	-0-	-0-	-0-	29,165,500
	Treas. Notes	-0-	19,461,000	-0-	-0-	-0-	-0-	19,461,000	-0-	-0-	-0-	-0-	-0-	19,461,000
	L/L Bonds	-0-	15,448,500	-0-	-0-	-0-	-0-	15,448,500	-0-	-0-	-0-	-0-	-0-	15,448,500
	Treas. Bills	-0-	10,925,000	-0-	-0-	-0-	-0-	10,925,000	-0-	-0-	-0-	-0-	-0-	10,925,000
TOTALS		-0-	\$75,000,000	-0-	-0-	-0-	-0-	\$75,000,000	-0-	-0-	-0-	-0-	-0-	\$75,000,000

## SALE BY FEDERAL RESERVE BANK OF NEW YORK ON MARCH 2, 1933 TO THE FEDERAL RESERVE BANK OF CHICAGO OF \$50,000,000 PAR VALUE OF ITS PARTICIPATION IN SYSTEM ACCOUNT

March 2	Cert. of Ind.	-0-	19,443,500	-0-	-0-	-0-	-0-	19,443,500	-0-	-0-	-0-	-0-	-0-	19,443,500
	Treas. Notes	-0-	13,434,000	-0-	-0-	-0-	-0-	13,434,000	-0-	-0-	-0-	-0-	-0-	13,434,000
	L/L Bonds	-0-	10,299,500	-0-	-0-	-0-	-0-	10,299,500	-0-	-0-	-0-	-0-	-0-	10,299,500
	Treas. Bills	-0-	6,823,000	-0-	-0-	-0-	-0-	6,823,000	-0-	-0-	-0-	-0-	-0-	6,823,000
TOTALS		-0-	\$50,000,000	-0-	-0-	-0-	-0-	\$50,000,000	-0-	-0-	-0-	-0-	-0-	\$50,000,000

## SALE BY THE FEDERAL RESERVE BANK OF NEW YORK ON MARCH 8, 1933 TO THE FEDERAL RESERVE BANK OF CLEVELAND OF \$25,000,000 PAR VALUE OF ITS PARTICIPATION IN SYSTEM ACCOUNT

March		Boston	New York	Philadelphia	Cleveland	Richmond	Atlanta	Chicago	St. Louis	Minneapolis	Kansas City	Dallas	San Fran.	Totals
March 8	Cert. of Ind.	-0-	\$ 9,683,500	-0-	\$ 9,683,500	-0-	-0-	-0-	-0-	-0-	-0-	-0-	-0-	\$ 9,683,500
	Treas. Notes	-0-	6,717,000	-0-	6,717,000	-0-	-0-	-0-	-0-	-0-	-0-	-0-	-0-	6,717,000
	L/L Bonds	-0-	5,149,500	-0-	5,149,500	-0-	-0-	-0-	-0-	-0-	-0-	-0-	-0-	5,149,500
	Treas. Bills	-0-	3,450,000	-0-	3,450,000	-0-	-0-	-0-	-0-	-0-	-0-	-0-	-0-	3,450,000
	TOTALS	-0-	\$25,000,000	-0-	\$25,000,000	-0-	-0-	-0-	-0-	-0-	-0-	-0-	-0-	\$25,000,000

## REPURCHASE BY THE FEDERAL RESERVE BANK OF NEW YORK ON MARCH 21, 1933 FROM THE F.R.B. CLEVELAND OF \$25,000,000 PAR VALUE TEMPORARILY SOLD FROM ITS PARTICIPATION IN SYSTEM ACCT ON MARCH 8.

March 21	Cert. of Ind.	-0-	9,683,500	-0-	9,683,500	-0-	-0-	-0-	-0-	-0-	-0-	-0-	-0-	9,683,500
	Treas. Notes	-0-	6,717,000	-0-	6,717,000	-0-	-0-	-0-	-0-	-0-	-0-	-0-	-0-	6,717,000
	L/L Bonds	-0-	5,149,500	-0-	5,149,500	-0-	-0-	-0-	-0-	-0-	-0-	-0-	-0-	5,149,500
	Treas. Bills	-0-	3,450,000	-0-	3,450,000	-0-	-0-	-0-	-0-	-0-	-0-	-0-	-0-	3,450,000
	TOTALS	-0-	\$25,000,000	-0-	\$25,000,000	-0-	-0-	-0-	-0-	-0-	-0-	-0-	-0-	\$25,000,000

## REPURCHASE BY F.R.B. NEW YORK FROM F.R.B. CHICAGO OF \$25,000,000 PAR VALUE OF ITS PARTICIPATION IN SYSTEM ACCT ON MARCH 21, 1933 REPRESENTING PART OF \$75,000,000 TEMPORARILY SOLD ON MARCH 1

March 21	Cert. of Ind.	-0-	9,722,000	-0-	-0-	-0-	-0-	9,722,000	-0-	-0-	-0-	-0-	-0-	9,722,000
	Treas. Notes	-0-	6,487,000	-0-	-0-	-0-	-0-	6,487,000	-0-	-0-	-0-	-0-	-0-	6,487,000
	L/L Bonds	-0-	5,149,500	-0-	-0-	-0-	-0-	5,149,500	-0-	-0-	-0-	-0-	-0-	5,149,500
	Treas. Bills	-0-	3,641,500	-0-	-0-	-0-	-0-	3,641,500	-0-	-0-	-0-	-0-	-0-	3,641,500
	TOTALS	-0-	\$25,000,000	-0-	-0-	-0-	-0-	\$25,000,000	-0-	-0-	-0-	-0-	-0-	\$25,000,000

## REPURCHASE BY F.R.B. NEW YORK FROM F.R.B. CHICAGO OF \$25,000,000 PAR VALUE OF ITS PARTICIPATION IN SYSTEM ACCT ON MARCH 23, 1933 REPRESENTING PART OF \$75,000,000 TEMPORARILY SOLD ON MARCH 1

March 23	Cert. of Ind.	-0-	9,722,000	-0-	-0-	-0-	-0-	9,722,000	-0-	-0-	-0-	-0-	-0-	9,722,000
	Treas. Notes	-0-	6,487,000	-0-	-0-	-0-	-0-	6,487,000	-0-	-0-	-0-	-0-	-0-	6,487,000
	L/L Bonds	-0-	5,149,500	-0-	-0-	-0-	-0-	5,149,500	-0-	-0-	-0-	-0-	-0-	5,149,500
	Treas. Bills	-0-	3,641,500	-0-	-0-	-0-	-0-	3,641,500	-0-	-0-	-0-	-0-	-0-	3,641,500
	TOTALS	-0-	\$25,000,000	-0-	-0-	-0-	-0-	\$25,000,000	-0-	-0-	-0-	-0-	-0-	\$25,000,000

## REPURCHASE BY F.R.B. NEW YORK FROM F.R.B. CHICAGO OF \$25,000,000 PAR VALUE OF ITS PARTICIPATION IN SYSTEM ACCT ON MARCH 28, 1933 REPRESENTING BALANCE OF 75,000,000 TEMPORARILY SOLD ON MARCH 1

March 28	Cert. of Ind.	-0-	9,721,500	-0-	-0-	-0-	-0-	9,721,500	-0-	-0-	-0-	-0-	-0-	9,721,500
	Treas. Notes	-0-	6,487,000	-0-	-0-	-0-	-0-	6,487,000	-0-	-0-	-0-	-0-	-0-	6,487,000
	L/L Bonds	-0-	5,149,500	-0-	-0-	-0-	-0-	5,149,500	-0-	-0-	-0-	-0-	-0-	5,149,500
	Treas. Bills	-0-	3,642,000	-0-	-0-	-0-	-0-	3,642,000	-0-	-0-	-0-	-0-	-0-	3,642,000
	TOTALS	-0-	\$25,000,000	-0-	-0-	-0-	-0-	\$25,000,000	-0-	-0-	-0-	-0-	-0-	\$25,000,000

## REPURCHASE BY F.R.B. NEW YORK FROM F.R.B. CHICAGO OF \$25,000,000 PAR VALUE OF ITS PARTICIPATION IN SYSTEM ACCT ON MARCH 29, 1933 REPRESENTING PART OF \$50,000,000 TEMPORARILY SOLD ON MARCH 2

March 29	Cert. of Ind.	-0-	9,722,000	-0-	-0-	-0-	-0-	9,722,000	-0-	-0-	-0-	-0-	-0-	9,722,000
	Treas. Notes	-0-	6,717,000	-0-	-0-	-0-	-0-	6,717,000	-0-	-0-	-0-	-0-	-0-	6,717,000
	L/L Bonds	-0-	5,149,500	-0-	-0-	-0-	-0-	5,149,500	-0-	-0-	-0-	-0-	-0-	5,149,500
	Treas. Bills	-0-	3,411,500	-0-	-0-	-0-	-0-	3,411,500	-0-	-0-	-0-	-0-	-0-	3,411,500
	TOTALS	-0-	\$25,000,000	-0-	-0-	-0-	-0-	\$25,000,000	-0-	-0-	-0-	-0-	-0-	\$25,000,000

## REPURCHASE BY F.R.B. NEW YORK FROM F.R.B. CHICAGO OF \$25,000,000 PAR VALUE OF ITS PARTICIPATION IN SYSTEM ACCT ON MARCH 30, 1933 REPRESENTING BALANCE OF \$50,000,000 TEMPORARILY SOLD ON MARCH 2

March 30	Cert. of Ind.	-0-	9,721,500	-0-	-0-	-0-	-0-	9,721,500	-0-	-0-	-0-	-0-	-0-	9,721,500
	Treas. Notes	-0-	6,717,000	-0-	-0-	-0-	-0-	6,717,000	-0-	-0-	-0-	-0-	-0-	6,717,000
	L/L Bonds	-0-	5,150,000	-0-	-0-	-0-	-0-	5,150,000	-0-	-0-	-0-	-0-	-0-	5,150,000
	Treas. Bills	-0-	3,411,500	-0-	-0-	-0-	-0-	3,411,500	-0-	-0-	-0-	-0-	-0-	3,411,500
	TOTALS	-0-	\$25,000,000	-0-	-0-	-0-	-0-	\$25,000,000	-0-	-0-	-0-	-0-	-0-	\$25,000,000

RED FIGURES INDICATE AMOUNTS SOLD



## STATEMENT SHOWING PURCHASES OF GOVERNMENT SECURITIES FOR THE FEDERAL RESERVE SYSTEM AND THEIR APPORTIONMENT TO FEDERAL RESERVE BANKS DURING THE MONTH OF JANUARY, 1933.

333,344 CERTIFICATES OF INDEBTEDNESS

Date of Purchase	Source of Purchase	Boston	New York	Philadelphia	Cleveland	Richmond	Atlanta	Chicago	St. Louis	Minneapolis	Kan. City	Dallas	San Fran.	Totals
Jan. 11	Market	\$ 263,500	\$ 1,667,500	\$ 373,500	\$ 488,500	\$ 129,000	\$ 128,000	\$ 546,500	\$ 181,000	\$ 128,500	\$ 156,500	\$ 98,000	\$ 339,500	\$ 4,500,000
18	"	409,000	2,589,000	579,000	760,000	201,000	198,000	861,000	280,000	201,000	244,000	152,000	526,000	7,000,000
25	"	2,576,000	16,348,500	3,648,500	4,785,500	1,265,000	1,250,000	5,423,000	1,762,000	1,264,500	1,535,000	1,029,000	3,313,000	44,200,000
30	"	146,000	924,500	206,500	270,500	71,500	70,500	307,000	99,500	71,500	87,000	58,000	187,500	2,500,000
	TOTALS	\$3,394,500	\$21,529,500	\$4,807,500	\$6,304,500	\$1,666,500	\$1,646,500	\$7,137,500	\$2,322,500	\$1,665,500	\$2,022,500	\$1,337,000	\$4,366,000	\$58,200,000

## TREASURY NOTES

Jan. 11	Market	292,500	1,852,500	414,500	543,500	144,000	142,000	607,500	200,000	143,500	174,500	109,000	376,500	5,000,000
18	"	526,000	3,328,000	745,000	977,000	258,000	255,000	1,107,000	360,000	258,000	313,000	196,000	677,000	9,000,000
25	"	545,000	3,458,000	772,000	1,012,500	267,500	264,500	1,147,000	373,000	267,500	324,500	217,500	701,000	9,350,000
30	"	165,500	1,050,500	234,500	307,500	81,500	80,500	348,500	113,500	81,000	98,500	66,000	213,000	2,840,500
	TOTALS	\$1,529,000	\$ 9,689,000	\$2,166,000	\$2,840,500	\$ 751,000	\$ 742,000	\$3,210,000	\$1,046,500	\$ 750,000	\$ 910,500	\$ 588,500	\$1,967,500	\$ 26,190,500

## TREASURY BILLS

Jan. 11	Market	615,000	3,890,000	870,000	1,142,000	302,000	298,000	1,276,000	420,000	302,000	366,000	229,000	790,000	10,500,000
23	"	466,500	2,959,000	660,500	866,000	229,000	226,000	981,500	319,000	229,000	278,000	186,000	599,500	8,000,000
25	"	2,390,000	15,164,000	3,384,000	4,439,000	1,174,000	1,159,000	5,030,000	1,635,000	1,172,000	1,424,000	955,000	3,074,000	41,000,000
26	"	583,000	3,698,500	825,500	1,082,500	286,000	283,000	1,227,000	398,500	286,000	347,500	233,000	749,500	10,000,000
27	"	1,748,500	11,096,000	2,476,500	3,248,000	858,500	848,500	3,680,500	1,196,000	858,000	1,042,000	698,500	2,249,000	30,000,000
30	"	6,000	37,000	8,000	11,000	3,000	3,000	12,000	4,000	3,000	3,500	2,000	7,500	100,000
	TOTALS	\$5,809,000	\$36,844,500	\$8,224,500	\$10,788,500	\$2,852,500	\$2,817,500	\$12,207,000	\$3,972,500	\$2,850,000	\$3,461,000	\$2,303,500	\$7,469,500	\$99,600,000

## SALE BY THE FEDERAL RESERVE BANK OF NEW YORK ON JANUARY 20, 1933 TO THE FEDERAL RESERVE BANK OF DALLAS OF \$2,500,000 PAR VALUE OF ITS PARTICIPATION IN SYSTEM ACCOUNT

Jan. 20 - Cert. of Ind.	-0-	\$ 1,049,500	-0-	-0-	-0-	-0-	-0-	-0-	-0-	-0-	-0-	1,049,500	-0-	\$ 1,049,500
Treas. Notes	-0-	470,500	-0-	-0-	-0-	-0-	-0-	-0-	-0-	-0-	-0-	470,500	-0-	470,500
L/L Bonds	-0-	533,000	-0-	-0-	-0-	-0-	-0-	-0-	-0-	-0-	-0-	533,000	-0-	533,000
Treas. Bills	-0-	447,000	-0-	-0-	-0-	-0-	-0-	-0-	-0-	-0-	-0-	447,000	-0-	447,000
TOTALS	-0-	\$ 2,500,000	-0-	-0-	-0-	-0-	-0-	-0-	-0-	-0-	-0-	\$2,500,000	-0-	\$ 2,500,000

Red figures indicate amounts sold.

DECLASSIFIED  
Authority E.O. 10501

183,990,500

016

DECLASSIFIED  
Authority E.O. 10501

*Wm*

*E. L. Smead*

FEDERAL RESERVE BANK  
OF NEW YORK

RECEIVED  
FEB - 4 1933

February 3, 1933

Mr. E. L. Smead,  
Chief, Division of Bank Operations,  
Federal Reserve Board,  
Washington, D. C.

Dear Mr. Smead:

In accordance with your standing instructions,  
we are enclosing a statement showing purchases of Govern-  
ment securities for the System Account and their appor-  
tionment to Federal reserve banks during the month of  
January, 1933.

Very truly yours,

*W. B. Matteson*

W. B. Matteson  
Assistant Deputy Governor

Encl.