

DECLASSIFIED

Authority E.O. 12958

333.344-2

Monthly Report on Government Securities

System Open Market Account

(1931 - 1932)

Part 1

333,344-2

STATEMENT SHOWING PURCHASES OF GOVERNMENT SECURITIES FOR THE FEDERAL RESERVE SYSTEM AND THEIR APPORTIONMENT TO FEDERAL RESERVE BANKS DURING THE MONTH OF DECEMBER, 1932

CERTIFICATES OF INDEBTEDNESS

Date of Purchase	Source of Purchase	Boston	New York	Philadelphia	Cleveland	Richmond	Atlanta	Chicago	St. Louis	Minneapolis	Kansas City	Dallas	San Fran.	Totals
Dec. 8	Market	\$ 175,500	\$ 1,111,500	\$ 248,500	\$ 326,000	\$ 86,500	\$ 85,000	\$ 364,500	\$ 120,000	\$ 86,500	\$ 104,500	\$ 65,500	\$ 226,000	\$ 3,000,000
12	"	175,500	1,111,500	248,500	326,500	86,500	85,000	364,500	120,000	86,000	104,500	65,500	226,000	3,000,000
15	"	3,012,000	19,063,000	4,265,500	5,595,000	1,479,000	1,461,000	6,251,000	2,060,500	1,477,500	1,794,500	1,121,000	3,874,000	51,454,000
16	"	29,500	185,000	41,500	54,500	14,500	14,000	60,500	20,000	14,500	17,500	11,000	37,500	500,000
19	"	673,500	4,260,500	953,500	1,250,500	330,500	326,500	1,397,000	460,500	330,500	401,000	250,500	865,500	11,500,000
21	"	350,500	2,223,000	497,500	652,500	172,500	170,500	729,000	240,500	172,500	209,500	130,500	451,500	6,000,000
22	"	29,500	185,000	41,500	54,500	14,500	14,000	60,500	20,000	14,500	17,500	11,000	37,500	500,000
23	"	58,500	370,500	83,000	108,500	28,500	28,500	121,500	40,000	28,500	35,000	22,000	75,500	1,000,000
28	"	175,500	1,111,500	248,500	326,500	86,500	85,000	364,500	120,000	86,000	104,500	65,500	226,000	3,000,000
TOTALS		\$4,680,000	\$29,621,500	\$6,628,000	\$8,694,500	\$ 2,299,000	\$2,269,500	\$9,713,000	\$3,201,500	\$ 2,296,500	\$ 2,788,500	\$1,742,500	\$ 6,019,500	\$79,954,000

TREASURY NOTES

Dec. 2	Market	263,500	1,674,000	373,500	489,500	129,500	128,000	546,500	180,000	129,500	156,500	91,000	338,500	4,500,000
12	"	292,500	1,852,500	414,500	543,500	144,000	142,000	607,500	200,000	143,500	174,500	109,000	376,500	5,000,000
15	"	871,000	5,513,000	1,233,500	1,618,000	427,500	422,500	1,807,500	596,000	427,500	519,000	324,000	1,120,500	14,880,000
21	"	44,000	278,000	62,000	81,500	21,500	21,500	91,000	30,000	21,500	26,000	16,500	56,500	750,000
28	"	556,000	3,519,500	787,500	1,033,000	273,000	270,000	1,154,000	380,500	273,000	331,500	207,000	715,000	9,500,000
TOTALS		\$2,027,000	\$12,837,000	\$2,871,000	\$3,765,500	\$ 995,500	\$ 984,000	\$4,206,500	\$1,386,500	\$ 995,000	\$1,207,500	\$ 747,500	\$2,607,000	\$ 34,630,000

TREASURY BILLS

Dec. 8	Market	878,000	5,557,500	1,243,500	1,631,000	431,000	426,000	1,822,500	600,500	430,500	523,000	327,000	1,129,500	15,000,000
12	"	512,000	3,242,000	725,500	951,500	251,500	248,500	1,063,000	350,500	251,500	305,000	190,500	658,500	8,750,000
13	"	732,000	4,631,000	1,036,000	1,359,000	359,500	355,000	1,518,500	500,500	359,000	436,000	272,500	941,000	12,500,000
15	"	585,500	3,705,000	829,000	1,087,000	287,500	284,000	1,215,000	400,500	287,000	348,500	218,000	753,000	10,000,000
28	"	2,011,000	12,726,000	2,847,500	3,735,000	987,500	975,500	4,173,000	1,375,500	986,500	1,198,000	748,500	2,586,000	34,350,000
TOTALS		\$4,718,500	\$29,861,500	\$6,681,500	\$8,763,500	\$2,317,000	\$2,289,000	\$9,792,000	\$3,227,500	\$ 2,314,500	\$ 2,810,500	\$1,756,500	\$ 6,068,000	\$80,600,000

SALE BY THE FEDERAL RESERVE BANK OF NEW YORK ON DECEMBER 6, 1932 TO THE FEDERAL RESERVE BANK OF DALLAS OF \$2,500,000 PAR VALUE OF ITS PARTICIPATION IN SYSTEM ACCOUNT


Dec. 6	Cert. of Ind.	-0-	906,000	-0-	-0-	-0-	-0-	-0-	-0-	-0-	-0-	906,000	-0-	906,000
	Treas. Notes	-0-	540,000	-0-	-0-	-0-	-0-	-0-	-0-	-0-	-0-	540,000	-0-	540,000
	L/L Bonds	-0-	512,000	-0-	-0-	-0-	-0-	-0-	-0-	-0-	-0-	512,000	-0-	512,000
	Treas. Bills	-0-	542,000	-0-	-0-	-0-	-0-	-0-	-0-	-0-	-0-	542,000	-0-	542,000
TOTALS		-0-	\$2,500,000	-0-	-0-	-0-	-0-	-0-	-0-	-0-	-0-	\$2,500,000	-0-	\$2,500,000

DECLASSIFIED Authority E.O. 12958

DECLASSIFIED

Authority E.O. 12958

**FEDERAL RESERVE BANK
OF NEW YORK**



333,344-2

December 5, 1932

Mr. E. L. Smead,
Chief, Division of Bank Operations,
Federal Reserve Board,
Washington, D. C.

Dear Mr. Smead:

In accordance with your standing instructions, we are enclosing a statement showing purchases of Government securities for the System Account and their apportionment to Federal reserve banks during the month of November, 1932.

Very truly yours,

W. B. Matteson
Assistant Deputy Governor

Encl.

STATEMENT SHOWING PURCHASES OF GOVERNMENT SECURITIES FOR THE FEDERAL RESERVE SYSTEM AND THEIR APPORTIONMENT TO FEDERAL RESERVE BANKS DURING THE MONTH OF NOVEMBER, 1932

Division of Bank Operations File

		CERTIFICATES OF INDEBTEDNESS												Totals
Date of Purchase	Source of Purchase	Boston	New York	Philadelphia	Cleveland	Richmond	Atlanta	Chicago	St. Louis	Minneapolis	Kan. City	Dallas	San Fran.	Totals
Nov. 14	Market	\$ 58,500	\$ 372,000	\$ 83,000	\$ 108,500	\$ 28,500	\$ 28,500	\$ 121,500	\$ 40,000	\$ 28,500	\$ 35,000	\$ 20,500	\$ 75,500	\$ 1,000,000
16	"	257,500	1,637,000	365,000	478,500	126,500	125,000	534,500	176,000	126,500	153,500	89,000	331,000	4,400,000
	TOTALS	\$ 316,000	\$ 2,009,000	\$ 448,000	\$ 587,000	\$ 155,000	\$ 153,500	\$ 656,000	\$ 216,000	\$ 155,000	\$ 188,500	\$ 109,500	\$ 406,500	\$ 5,400,000

		TREASURY NOTES												Totals
Date of Purchase	Source of Purchase	Boston	New York	Philadelphia	Cleveland	Richmond	Atlanta	Chicago	St. Louis	Minneapolis	Kan. City	Dallas	San Fran.	Totals
Nov. 16	Market	527,000	3,348,000	746,000	978,500	258,500	255,500	1,093,500	360,500	258,500	314,000	182,500	677,500	9,000,000
23	"	113,000	717,000	160,000	209,500	55,500	54,500	234,000	77,000	55,500	67,000	39,000	145,000	1,927,000
30	"	549,500	3,492,000	778,000	1,020,500	270,000	266,500	1,140,500	376,000	269,500	327,500	190,000	707,000	9,387,000
	TOTALS	\$1,189,500	\$ 7,557,000	\$1,684,000	\$2,208,500	\$ 584,000	\$ 576,500	\$2,468,000	\$ 813,500	\$ 583,500	\$ 708,500	\$411,500	\$1,529,500	\$20,314,000

		TREASURY BILLS												Totals
Date of Purchase	Source of Purchase	Boston	New York	Philadelphia	Cleveland	Richmond	Atlanta	Chicago	St. Louis	Minneapolis	Kan. City	Dallas	San Fran.	Totals
Nov. 9	Market	1,961,000	12,513,500	2,777,000	3,642,500	963,000	951,500	4,070,000	1,341,500	962,000	1,168,500	627,500	2,522,000	33,500,000
10	"	292,500	1,867,500	414,500	543,500	144,000	142,000	607,500	200,500	143,500	174,500	93,500	376,500	5,000,000
16	"	2,698,500	17,150,000	3,821,500	5,012,500	1,325,000	1,309,000	5,600,500	1,846,000	1,324,000	1,608,000	934,000	3,471,000	46,100,000
23	"	2,924,000	18,582,000	4,140,500	5,431,500	1,436,000	1,418,500	6,068,500	2,000,000	1,434,500	1,742,000	1,012,000	3,760,500	49,950,000
30	"	2,283,000	14,508,500	3,233,000	4,241,000	1,121,000	1,107,500	4,738,000	1,561,500	1,120,000	1,360,000	790,500	2,936,000	39,000,000
	TOTALS	\$10,159,000	\$64,621,500	\$14,386,500	\$18,871,000	\$4,989,000	\$4,928,500	\$21,084,500	\$6,949,500	\$4,984,000	\$6,053,000	\$3,457,500	\$13,066,000	\$173,550,000

SALE BY THE FEDERAL RESERVE BANK OF NEW YORK ON NOVEMBER 12, 1932 TO THE FEDERAL RESERVE BANK OF DALLAS OF \$2,500,000 PAR VALUE OF ITS PARTICIPATION IN SYSTEM ACCOUNT

Nov. 12 - Cert. of Ind.	-0-	898,000	-0-	-0-	-0-	-0-	-0-	-0-	-0-	-0-	-0-	898,000	-0-	898,000
Treas. Notes	-0-	539,000	-0-	-0-	-0-	-0-	-0-	-0-	-0-	-0-	-0-	539,000	-0-	539,000
L/L Bonds	-0-	511,500	-0-	-0-	-0-	-0-	-0-	-0-	-0-	-0-	-0-	511,500	-0-	511,500
Treas. Bills	-0-	551,500	-0-	-0-	-0-	-0-	-0-	-0-	-0-	-0-	-0-	551,500	-0-	551,500
TOTALS	-0-	\$2,500,000	-0-	-0-	-0-	-0-	-0-	-0-	-0-	-0-	-0-	\$2,500,000	-0-	\$2,500,000

RED FIGURES INDICATE AMOUNTS SOLD.

DECLASSIFIED
Authority E.O. 12958

STATEMENT SHOWING PURCHASES OF GOVERNMENT SECURITIES FOR FEDERAL RESERVE SYSTEM AND THEIR APPORTIONMENT TO FEDERAL RESERVE BANKS DURING THE MONTH OF OCTOBER, 1932

Date of Purchase	Source of Purchase	CERTIFICATES OF INDEBTEDNESS												Totals
		Boston	New York	Philadelphia	Cleveland	Richmond	Atlanta	Chicago	St. Louis	Minneapolis	Kansas City	Dallas	San Fran.	
Oct. 20	Market	\$ -0-	\$ 500	\$ -0-	\$ -0-	\$ -0-	\$ -0-	\$ -0-	\$ -0-	\$ -0-	\$ -0-	\$ -0-	\$ -0-	\$ 500
26	"	298,500	1,905,000	423,000	554,500	146,500	145,000	619,500	204,000	146,500	178,000	95,500	384,000	5,100,000
28	"	58,500	373,500	83,000	108,500	28,500	28,500	121,500	40,000	28,500	35,000	19,000	75,500	1,000,000
	TOTALS	\$ 357,000	\$ 2,279,000	\$ 506,000	\$ 663,000	\$ 175,000	\$ 173,500	\$ 741,000	\$ 244,000	\$ 175,000	\$ 213,000	\$ 114,500	\$ 459,500	\$ 6,100,500

TREASURY NOTES														
Oct. 6	Market	58,500	375,000	83,000	108,500	29,000	28,500	121,500	40,000	28,500	35,000	17,000	75,500	1,000,000
15	"	35,000	225,000	49,500	65,500	17,500	17,000	73,000	24,000	17,000	21,000	10,500	45,000	600,000
26	"	1,340,500	8,554,000	1,898,500	2,490,000	658,500	650,500	2,782,000	917,000	657,500	798,500	429,000	1,724,000	22,900,000
	TOTALS	\$1,434,000	\$ 9,154,000	\$ 2,031,000	\$ 2,664,000	\$ 705,000	\$ 696,000	\$ 2,976,500	\$ 981,000	\$ 703,000	\$ 854,500	\$ 456,500	\$1,844,500	\$24,500,000

LIBERTY LOAN BONDS														
Oct. 3	Market	234,000	1,506,500	331,500	435,000	115,000	113,500	486,000	160,000	115,000	139,500	63,000	301,000	4,000,000
4	"	146,500	941,500	207,500	272,000	72,000	71,000	303,500	100,000	72,000	87,000	39,000	188,000	2,500,000
	TOTALS	\$380,500	\$2,448,000	\$539,000	\$707,000	\$187,000	\$184,500	\$789,500	\$260,000	\$187,000	\$226,500	\$102,000	\$489,000	\$6,500,000

TREASURY BILLS														
Oct. 6	Market	819,500	5,251,000	1,160,500	1,522,500	402,500	397,500	1,701,000	560,500	402,000	488,000	241,000	1,054,000	14,000,000
7	"	1,463,500	9,376,500	2,072,500	2,718,500	718,500	710,000	3,037,500	1,001,000	718,000	872,000	430,000	1,882,000	25,000,000
11	"	1,580,500	10,126,500	2,238,000	2,936,000	776,000	767,000	3,280,000	1,081,500	775,500	941,500	465,000	2,032,500	27,000,000
13	"	146,500	937,500	207,500	272,000	72,000	71,000	303,500	100,000	72,000	87,000	43,000	188,000	2,500,000
14	"	907,500	5,813,500	1,285,000	1,685,500	445,500	440,000	1,883,000	620,500	445,000	540,500	267,000	1,167,000	15,500,000
17	"	825,500	5,267,000	1,169,000	1,533,000	405,500	400,500	1,713,000	564,500	405,000	491,500	264,000	1,061,500	14,100,000
18	"	410,000	2,614,500	580,500	761,000	201,000	199,000	850,500	280,500	201,000	244,000	131,000	527,000	7,000,000
19	"	1,820,500	11,617,000	2,578,000	3,381,500	894,000	883,000	3,778,500	1,245,500	893,000	1,084,500	583,000	2,341,500	31,100,000
20	"	539,000	3,440,500	763,500	1,001,500	265,000	261,500	1,119,000	369,000	264,500	321,500	172,500	693,500	9,211,000
21	"	111,000	708,500	157,000	206,500	54,500	54,000	230,500	76,000	54,500	66,000	35,500	143,000	1,897,000
26	"	1,580,500	10,085,500	2,238,000	2,936,000	776,000	767,000	3,280,000	1,081,000	775,500	941,500	506,000	2,033,000	27,000,000
	TOTALS	\$10,204,000	\$65,238,000	\$14,449,500	\$18,954,000	\$ 5,010,500	\$4,950,500	\$21,176,500	\$6,980,000	\$5,006,000	\$6,078,000	\$3,138,000	\$13,123,000	\$174,308,000

SALE BY THE FEDERAL RESERVE BANK OF NEW YORK ON OCTOBER 4, 1932 TO THE FEDERAL RESERVE BANK OF DALLAS OF \$2,500,000 PAR VALUE OF ITS PARTICIPATION IN SYSTEM ACCOUNT

Oct. 4	Cert. of Ind.	-0-	949,500	-0-	-0-	-0-	-0-	-0-	-0-	-0-	-0-	949,500	-0-	949,500
	Treas. Notes	-0-	590,000	-0-	-0-	-0-	-0-	-0-	-0-	-0-	-0-	590,000	-0-	590,000
	L/L Bonds	-0-	512,000	-0-	-0-	-0-	-0-	-0-	-0-	-0-	-0-	512,000	-0-	512,000
	Treas. Bills	-0-	448,500	-0-	-0-	-0-	-0-	-0-	-0-	-0-	-0-	448,500	-0-	448,500
	TOTALS	-0-	\$2,500,000	-0-	-0-	-0-	-0-	-0-	-0-	-0-	-0-	\$2,500,000	-0-	\$2,500,000

SALE BY THE FEDERAL RESERVE BANK OF NEW YORK ON OCTOBER 15, 1932 TO THE FEDERAL RESERVE BANK OF DALLAS OF \$2,500,000 PAR VALUE OF ITS PARTICIPATION IN SYSTEM ACCOUNT

Oct. 15	Cert. of Ind.	-0-	889,500	-0-	-0-	-0-	-0-	-0-	-0-	-0-	-0-	889,500	-0-	889,500
	Treas. Notes	-0-	554,000	-0-	-0-	-0-	-0-	-0-	-0-	-0-	-0-	554,000	-0-	554,000
	L/L Bonds	-0-	511,500	-0-	-0-	-0-	-0-	-0-	-0-	-0-	-0-	511,500	-0-	511,500
	Treas. Bills	-0-	545,000	-0-	-0-	-0-	-0-	-0-	-0-	-0-	-0-	545,000	-0-	545,000
	TOTALS	-0-	\$2,500,000	-0-	-0-	-0-	-0-	-0-	-0-	-0-	-0-	\$2,500,000	-0-	\$2,500,000

DECLASSIFIED
Authority E.O. 12958

ve

FEDERAL RESERVE BANK
OF NEW YORK



333,344-2

October 4, 1932

Mr. E. L. Smead,
Chief, Division of Bank Operations,
Federal Reserve Board,
Washington, D. C.

Dear Mr. Smead:

In accordance with your standing instructions,
we are enclosing a statement showing purchases of Govern-
ment securities for the System Account and the apportion-
ment to Federal reserve banks during the month of Septem-
ber, 1932.

Very truly yours,

W. B. Matteson
Assistant Deputy Governor

Encl.

STATEMENT SHOWING PURCHASES OF GOVERNMENT SECURITIES FOR THE FEDERAL RESERVE SYSTEM AND THEIR APPORTIONMENT TO FEDERAL RESERVE BANKS DURING THE MONTH OF SEPTEMBER, 1932

CERTIFICATES OF INDEBTEDNESS

Date of Purchase	Source of Purchase	Boston	New York	Philadelphia	Cleveland	Richmond	Atlanta	Chicago	St. Louis	Minneapolis	Kansas City	Dallas	San Fran.	Totals
Sept. 9	Market	\$ 497,500	\$ 3,227,000	\$ 704,500	\$ 924,000	\$ 244,500	\$ 241,500	\$ 1,032,500	\$ 340,500	\$ 244,000	\$ 296,500	\$ 107,500	\$ 640,000	\$ 8,500,000 ✓
15	"	4,969,000	32,224,500	7,036,500	9,229,500	2,440,000	2,410,500	10,312,500	3,399,000	2,437,500	2,960,500	1,072,500	6,390,500	84,882,500 ✓
16	"	585,500	3,796,500	829,000	1,087,500	287,500	284,000	1,215,000	400,500	287,000	348,500	126,500	752,500	10,000,000 ✓
19	"	2,341,500	15,124,500	3,316,000	4,349,500	1,150,000	1,136,000	4,859,500	1,601,500	1,148,500	1,395,000	566,500	3,011,500	40,000,000 ✓
20	"	1,756,000	11,343,500	2,487,000	3,262,000	862,500	852,000	3,644,500	1,201,500	861,500	1,046,000	425,000	2,258,500	30,000,000 ✓
27	"	585,500	3,766,000	829,000	1,087,000	287,500	284,000	1,215,000	400,500	287,000	348,500	157,000	753,000	10,000,000 ✓
29	"	88,000	565,000	124,500	163,000	43,000	42,500	182,000	60,000	43,000	52,500	23,500	113,000	1,500,000 ✓
30	"	58,500	376,500	83,000	108,500	29,000	28,500	121,500	40,000	28,500	35,000	15,500	75,500	1,000,000 ✓
TOTALS		\$10,881,500	\$70,423,500	\$15,409,500	\$20,211,000	\$5,344,000	\$5,279,000	\$22,582,500	\$7,443,500	\$5,337,000	\$ 6,482,500	\$2,494,000	\$13,994,500	\$185,882,500

TREASURY NOTES

Sept. 1	Market	234,500	1,518,500	331,500	435,000	115,000	114,000	485,000	160,500	115,500	139,000	50,500	301,000	4,000,000 ✓
15	"	1,463,500	9,491,000	2,072,500	2,718,500	718,500	710,000	3,037,500	1,000,000	718,000	872,000	316,000	1,882,500	25,000,000 ✓
19	"	234,000	1,512,500	331,500	435,000	115,000	113,500	486,000	160,500	115,000	139,500	56,500	301,000	4,000,000 ✓
TOTALS		\$ 1,932,000	\$12,522,000	\$ 2,735,500	\$ 3,588,500	\$ 948,500	\$ 937,500	\$4,008,500	\$1,321,000	\$ 948,500	\$ 1,150,500	\$ 423,000	\$ 2,484,500	\$33,000,000

LIBERTY LOAN BONDS

Sept. 1	Market	58,500	379,500	83,000	108,500	29,000	28,500	121,500	40,000	28,500	35,000	12,500	75,500	1,000,000 ✓
7	"	88,000	569,500	124,500	163,000	43,000	42,500	182,000	60,000	43,000	52,500	19,000	113,000	1,500,000 ✓
8	"	117,000	759,000	166,000	217,500	57,500	57,000	243,000	80,000	57,500	69,500	25,500	150,500	2,000,000 ✓
9	"	58,500	379,500	83,000	108,500	29,000	28,500	121,500	40,000	28,500	35,000	12,500	75,500	1,000,000 ✓
12	"	117,000	759,000	166,000	217,500	57,500	57,000	243,000	80,000	57,500	69,500	25,500	150,500	2,000,000 ✓
14	"	117,000	759,000	166,000	217,500	57,500	57,000	243,000	80,000	57,500	69,500	25,500	150,500	2,000,000 ✓
15	"	146,500	949,000	207,500	272,000	72,000	71,000	303,500	100,000	72,000	87,000	31,500	188,000	2,500,000 ✓
19	"	146,500	945,500	207,000	272,000	72,000	71,000	303,500	100,000	72,000	87,000	35,500	188,000	2,500,000 ✓
26	"	117,000	753,000	166,000	217,500	57,500	57,000	243,000	80,000	57,500	69,500	31,500	150,500	2,000,000 ✓
29	"	117,000	753,000	166,000	217,500	57,500	57,000	243,000	80,000	57,500	69,500	31,500	150,500	2,000,000 ✓
30	"	175,500	1,130,000	248,500	326,500	86,500	85,000	364,500	120,000	86,000	104,500	47,000	226,000	3,000,000 ✓
TOTALS		\$1,258,500	\$ 8,136,000	\$ 1,783,500	\$ 2,338,000	\$ 619,000	\$ 611,500	\$2,611,500	\$ 860,000	\$ 617,500	\$ 748,500	\$ 297,500	\$ 1,618,500	\$ 21,500,000

TREASURY BILLS

Sept. 1	Market	1,086,000	7,042,500	1,537,500	2,017,000	533,000	527,000	2,253,500	743,000	532,500	647,000	234,500	1,396,500	18,550,000 ✓
28	"	2,728,000	17,548,500	3,863,500	5,067,000	1,339,500	1,323,000	5,661,500	1,866,000	1,338,500	1,625,000	731,000	3,508,500	46,600,000 ✓
29	"	234,000	1,506,500	331,500	435,000	115,000	113,500	486,000	160,000	115,000	139,500	63,000	301,000	4,000,000 ✓
30	"	761,000	4,895,500	1,077,500	1,413,500	373,500	369,000	1,579,500	520,500	373,500	453,500	204,000	979,000	13,000,000 ✓
TOTALS		\$4,809,000	\$30,993,000	\$ 6,810,000	\$ 8,932,500	\$2,361,000	\$2,332,500	\$ 9,980,500	\$3,289,500	\$2,359,500	\$ 2,865,000	\$1,232,500	\$ 6,185,000	\$ 82,150,000

SALE BY THE FEDERAL RESERVE BANK OF NEW YORK ON SEPTEMBER 16, 1932 TO THE FEDERAL RESERVE BANK OF DALLAS OF \$2,500,000 PAR VALUE OF ITS PARTICIPATION IN SYSTEM ACCT

Sept. 16	Cert. of Ind.	-0-	920,500	-0-	-0-	-0-	-0-	-0-	-0-	-0-	-0-	920,500	-0-	920,500
	Treas. Notes	-0-	635,000	-0-	-0-	-0-	-0-	-0-	-0-	-0-	-0-	635,000	-0-	635,000
	L/L Bonds	-0-	511,500	-0-	-0-	-0-	-0-	-0-	-0-	-0-	-0-	511,500	-0-	511,500
	Treas. Bills	-0-	433,000	-0-	-0-	-0-	-0-	-0-	-0-	-0-	-0-	433,000	-0-	433,000
TOTALS		-0-	\$2,500,000	-0-	-0-	-0-	-0-	-0-	-0-	-0-	-0-	\$2,500,000	-0-	\$ 2,500,000

SALE BY THE FEDERAL RESERVE BANK OF NEW YORK ON SEPTEMBER 20, 1932 TO THE FEDERAL RESERVE BANK OF DALLAS OF \$2,500,000 PAR VALUE OF ITS PARTICIPATION IN SYSTEM ACCT

Sept. 20	Cert. of Ind.	-0-	968,000	-0-	-0-	-0-	-0-	-0-	-0-	-0-	-0-	968,000	-0-	968,000
	Treas. Notes	-0-	626,000	-0-	-0-	-0-	-0-	-0-	-0-	-0-	-0-	626,000	-0-	626,000
	L/L Bonds	-0-	511,500	-0-	-0-	-0-	-0-	-0-	-0-	-0-	-0-	511,500	-0-	511,500
	Treas. Bills	-0-	394,500	-0-	-0-	-0-	-0-	-0-	-0-	-0-	-0-	394,500	-0-	394,500
TOTALS		-0-	\$2,500,000	-0-	-0-	-0-	-0-	-0-	-0-	-0-	-0-	\$ 2,500,000	-0-	\$2,500,000

333,344-2

STATEMENT SHOWING PURCHASES OF GOVERNMENT SECURITIES FOR THE FEDERAL RESERVE SYSTEM AND THEIR APPORTIONMENT TO FEDERAL RESERVE BANKS DURING THE MONTH OF AUGUST, 1932

CERTIFICATES OF INDEBTEDNESS

Date of Purchase	Source of Purchase	Boston	New York	Philadelphia	Cleveland	Richmond	Atlanta	Chicago	St. Louis	Minneapolis	Kansas City	Dallas	San Fran.	Totals
Aug. 2	Market	\$ 59,000	\$ 378,000	\$ 83,000	\$ 109,000	\$ 29,000	\$ 28,500	\$ 122,000	\$ 40,000	\$ 28,500	\$ 35,000	\$ 12,500	\$ 75,500	\$ 1,000,000 ✓
10	"	292,500	1,898,000	414,500	543,500	144,000	142,000	607,500	200,500	143,500	174,500	63,000	376,500	5,000,000 ✓
11	"	322,000	2,088,000	456,000	598,000	158,000	156,000	668,000	220,500	158,000	192,000	69,500	414,000	5,500,000 ✓
15	"	117,000	759,000	166,000	217,500	57,500	57,000	243,000	80,000	57,500	69,500	25,500	150,500	2,000,000 ✓
16	"	58,500	379,500	83,000	108,500	29,000	28,500	121,500	40,000	28,500	35,000	12,500	75,500	1,000,000 ✓
17	"	146,500	949,000	207,500	272,000	72,000	71,000	303,500	100,000	72,000	87,000	31,500	188,000	2,500,000 ✓
18	"	438,000	2,841,500	620,500	814,000	215,000	212,500	909,500	300,000	215,000	261,000	94,500	563,500	7,485,000 ✓
22	"	58,500	379,500	83,000	108,500	29,000	28,500	121,500	40,000	28,500	35,000	12,500	75,500	1,000,000 ✓
24	"	298,500	1,936,000	423,000	554,500	146,500	145,000	619,500	204,000	146,500	178,000	64,500	384,000	5,100,000 ✓
26	"	175,500	1,139,000	248,500	326,500	86,000	85,000	364,500	120,000	86,500	104,500	38,000	226,000	3,000,000 ✓
29	"	205,000	1,329,000	290,000	380,500	100,500	99,500	425,500	140,000	100,500	122,000	44,000	263,500	3,500,000 ✓
30	"	307,500	1,993,000	435,000	571,000	151,000	149,000	638,000	210,000	151,000	183,000	66,500	395,000	5,250,000 ✓
31	"	2,341,500	15,185,500	3,316,000	4,349,500	1,150,000	1,136,000	4,859,500	1,601,500	1,148,500	1,395,000	505,500	3,011,500	40,000,000 ✓
TOTALS		\$ 4,820,000	\$31,255,000	\$6,826,000	\$8,953,000	\$2,367,500	\$2,338,500	\$10,003,500	\$3,296,500	\$2,364,500	\$ 2,871,500	\$ 1,040,000	\$6,199,000	\$82,335,000

TREASURY NOTES

Aug. 1	Market	2,894,500	18,583,500	4,076,000	5,345,500	1,421,500	1,404,500	6,008,000	1,967,500	1,411,000	1,715,500	625,000	3,697,500	49,150,000 ✓
3	"	-0-	3,150,000	387,500	525,000	-0-	-0-	-0-	212,500	150,000	150,000*	-0-	425,000	5,000,000 ✓
4	"	117,500	758,000	166,000	217,500	57,500	57,000	243,500	80,000	57,500	69,500	25,500	150,500	2,000,000 ✓
5	"	-0-	3,150,000	387,500	525,000	-0-	-0-	-0-	212,500	150,000	150,000	-0-	425,000	5,000,000 ✓
9	"	878,000	5,694,500	1,243,500	1,631,000	431,000	426,000	1,822,500	600,500	431,000	523,000	189,500	1,129,500	15,000,000 ✓
10	"	351,000	2,278,000	497,500	652,500	172,500	170,500	729,000	240,500	172,500	209,000	75,500	451,500	6,000,000 ✓
11	"	556,000	3,606,500	787,500	1,033,000	273,000	270,000	1,154,000	380,500	273,000	331,500	120,000	715,000	9,500,000 ✓
15	"	58,500	379,500	83,000	108,500	29,000	28,500	121,500	40,000	28,500	35,000	12,500	75,500	1,000,000 ✓
17	"	439,000	2,847,500	621,500	815,500	215,500	213,000	911,000	300,500	215,500	261,500	95,000	564,500	7,500,000 ✓
19	"	175,500	1,139,000	248,500	326,500	86,500	85,000	364,500	120,000	86,000	104,500	38,000	226,000	3,000,000 ✓
22	"	234,000	1,518,500	331,500	435,000	115,000	113,500	486,000	160,000	115,000	139,500	50,500	301,500	4,000,000 ✓
24	"	448,000	2,904,000	634,000	832,000	220,000	217,000	929,500	306,500	219,500	267,000	96,500	576,000	7,650,000 ✓
25	"	158,000	1,025,000	224,000	293,500	77,500	76,500	328,000	108,000	77,500	94,500	34,000	203,500	2,700,000 ✓
26	"	58,500	379,500	83,000	108,500	29,000	28,500	121,500	40,000	28,500	35,000	12,500	75,500	1,000,000 ✓
29	"	438,000	2,841,500	620,500	814,000	215,000	212,500	909,500	300,000	215,000	261,000	94,500	563,500	7,485,000 ✓
30	"	175,500	1,139,000	248,500	326,500	86,500	85,000	364,500	120,000	86,000	104,500	38,000	226,000	3,000,000 ✓
31	"	113,500	737,500	161,000	211,000	56,000	55,000	236,000	78,000	56,000	67,500	24,500	146,000	1,942,000 ✓
TOTALS		\$7,095,500	\$52,131,500	\$10,801,000	\$14,200,500	\$ 3,485,500	\$ 3,442,500	\$14,729,000	\$ 5,267,000	\$3,772,500	\$ 4,518,500	\$ 1,531,500	\$ 9,952,000	\$ 130,927,000


(SEE FOLLOWING SHEET)

DECLASSIFIED
Authority E.O. 12958

DECLASSIFIED
Authority E.O. 12958

Man *J*

FEDERAL RESERVE BANK
OF NEW YORK



333,247-2

August 4, 1932

Mr. E. L. Smead,
Chief, Division of Bank Operations,
Federal Reserve Board,
Washington, D. C.

Dear Mr. Smead:

In accordance with your standing instructions,
we are enclosing a statement showing purchases of Govern-
ment securities for the System Account and their appor-
tionment to Federal reserve banks during the month of
July, 1932.

Very truly yours,

W. B. Matteson
Assistant Deputy Governor

STATEMENT SHOWING PURCHASES OF GOVERNMENT SECURITIES FOR THE FEDERAL RESERVE SYSTEM AND THEIR APPOINTMENT TO FEDERAL RESERVE BANKS DURING THE MONTH OF JULY, 1932

Division of Bank Operations File

CERTIFICATES OF INDEBTEDNESS

Date of Purchase	Source of Purchase	Boston	New York	Philadelphia	Cleveland	Richmond	Atlanta	Chicago	St. Louis	Minneapolis	Kan. City	Dallas	San Francisco	Totals
July 6	Market	\$ -0-	\$ 7,471,000	\$1,620,000	\$1,701,000	\$ -0-	\$ -0-	\$2,065,500	\$ 872,000	\$ 486,000	\$ -0-	\$ 607,500	\$1,377,000	\$ 16,200,000
12	"	-0-	7,285,000	1,550,000	1,627,500	-0-	-0-	1,976,500	-0-	465,000	1,278,500	-0-	1,317,500	15,500,000
20	"	1,729,000	12,182,000	2,639,500	3,470,500	849,000	928,500	3,925,500	1,442,500	922,500	1,104,000	373,500	2,433,500	32,000,000
20	N.Y. Portfolio	28,500	313,000	63,000	83,000	14,000	15,500	96,500	48,500	22,500	25,500	6,000	61,500	777,500
27	Market	-0-	276,500	42,500	58,000	-0-	-0-	70,000	23,500	16,500	16,500	-0-	46,500	550,000
	TOTALS	\$1,757,500	\$27,527,500	\$5,915,000	\$6,940,000	\$ 863,000	\$ 944,000	\$8,134,000	\$2,386,500	\$1,912,500	\$2,424,500	\$ 987,000	\$5,236,000	\$ 65,027,500
		<i>28,500</i>	<i>313,000</i>	<i>63,000</i>	<i>83,000</i>	<i>14,000</i>	<i>15,500</i>	<i>96,500</i>	<i>48,500</i>	<i>22,500</i>	<i>25,500</i>	<i>6,000</i>	<i>61,500</i>	<i>777,500</i>
		<i>1,729,000</i>	<i>27,214,500</i>	<i>5,850,000</i>	<i>6,857,000</i>	<i>849,000</i>	<i>928,500</i>	<i>8,037,500</i>	<i>2,338,000</i>	<i>1,890,000</i>	<i>2,399,000</i>	<i>981,000</i>	<i>5,174,500</i>	<i>64,250,000</i>

TREASURY NOTES

July 1	Market	61,500	371,000	82,500	109,000	30,500	33,000	122,000	39,500	28,500	35,000	12,500	75,000	1,000,000
6	N.Y. Port.	-0-	230,500	50,000	52,500	-0-	-0-	64,000	27,000	15,000	-0-	18,500	42,500	500,000
6	Market	-0-	2,444,500	530,000	556,500	-0-	-0-	675,500	285,000	159,000	-0-	199,000	450,500	5,300,000
11	"	604,000	3,727,500	828,000	1,088,500	296,500	324,500	1,221,000	399,500	286,500	343,500	130,500	750,000	10,000,000
12	"	-0-	2,115,000	450,000	472,500	-0-	-0-	573,500	-0-	135,000	371,500	-0-	382,500	4,500,000
13	"	59,500	374,000	83,000	109,000	29,500	32,000	122,000	39,500	28,500	35,000	13,000	75,000	1,000,000
20	"	-0-	892,000	155,000	210,000	-0-	-0-	255,000	198,000	60,000	-0-	-0-	170,000	2,000,000
	TOTALS	\$ 725,000	\$10,154,500	\$2,178,500	\$2,598,000	\$ 356,500	\$ 389,500	\$3,023,000	\$ 988,500	\$ 712,500	\$ 845,000	\$ 373,500	\$1,945,500	\$24,300,000
			<i>230,500</i>	<i>50,000</i>	<i>52,500</i>			<i>64,000</i>	<i>27,000</i>	<i>15,000</i>		<i>18,500</i>	<i>42,500</i>	<i>500,000</i>
			<i>9,924,000</i>	<i>2,128,500</i>	<i>2,545,500</i>			<i>2,969,000</i>	<i>961,500</i>	<i>697,500</i>		<i>355,000</i>	<i>1,903,000</i>	<i>23,800,000</i>

LIBERTY LOAN BONDS

July 13	Market	387,500	2,431,000	539,500	707,500	190,500	208,000	794,000	256,500	186,500	227,500	83,500	488,000	6,500,000
20	"	-0-	3,121,500	542,500	735,000	-0-	-0-	892,500	693,500	210,000	210,000	-0-	595,000	7,000,000
	TOTALS	\$387,500	\$5,552,500	\$1,082,000	\$1,442,500	\$ 190,500	\$ 208,000	\$1,686,500	\$ 950,000	\$ 396,500	\$ 437,500	\$ 83,500	\$1,083,000	\$13,500,000

TREASURY BILLS

July 6	Market	-0-	3,689,000	800,000	840,000	-0-	-0-	1,020,000	431,000	240,000	-0-	300,000	680,000	8,000,000
13	"	2,385,000	14,959,000	3,320,000	4,352,000	1,171,500	1,281,500	4,837,000	1,579,000	1,147,500	1,398,500	515,000	3,004,000	40,000,000
14	"	298,000	1,869,000	415,000	544,000	146,500	160,500	611,000	197,500	143,500	175,000	64,500	375,500	5,000,000
20	"	656,000	5,327,500	1,124,000	1,483,000	322,000	352,500	1,691,000	703,500	397,500	466,500	141,500	1,057,000	13,722,000
27	"	3,080,500	21,934,000	4,670,500	6,139,500	1,513,000	1,494,500	6,941,000	2,276,000	1,630,500	1,955,000	665,000	4,300,500	56,600,000
	TOTALS	\$6,419,500	\$47,778,500	\$10,329,500	\$13,358,500	\$3,153,000	\$3,289,000	\$15,150,000	\$5,187,000	\$3,559,000	\$3,995,000	\$1,686,000	\$ 9,417,000	\$123,322,000

TEMPORARY SALE ON JULY 20, 1932 BY THE FEDERAL RESERVE BANK OF ATLANTA TO THE FEDERAL RESERVE BANK OF NEW YORK OF \$5,000,000 PAR VALUE OF ITS PARTICIPATION IN SYSTEM ACCOUNT

July 20	- Cert. of Ind.	-0-	2,120,500	-0-	-0-	-0-	2,120,500	-0-	-0-	-0-	-0-	-0-	-0-	2,120,500
	Treasury Notes	-0-	803,000	-0-	-0-	-0-	803,000	-0-	-0-	-0-	-0-	-0-	-0-	803,000
	L/L Bonds	-0-	1,052,500	-0-	-0-	-0-	1,052,500	-0-	-0-	-0-	-0-	-0-	-0-	1,052,500
	Treasury Bills	-0-	1,024,000	-0-	-0-	-0-	1,024,000	-0-	-0-	-0-	-0-	-0-	-0-	1,024,000
	TOTALS	-0-	\$5,000,000	-0-	-0-	-0-	\$5,000,000	-0-	-0-	-0-	-0-	-0-	-0-	\$5,000,000

Red figures indicate amounts sold.

DECLASSIFIED
Authority E.O. 12958

Handwritten initials and checkmark

Handwritten initials

DIVISION OF BANK OPERATIONS
RECEIVED
JUL - 6 1932

FEDERAL RESERVE BANK
OF NEW YORK

333,344-2

July 5, 1932

Mr. E. L. Smead,
Chief, Division of Bank Operations,
Federal Reserve Board,
Washington, D. C.

Dear Mr. Smead:

In accordance with your standing instructions, we are enclosing a statement showing purchases of Government securities for the System Account and their apportionment to Federal reserve banks during the month of June, 1932.

Very truly yours,

Handwritten signature of W. B. Matteson

W. B. Matteson
Assistant Deputy Governor

Encl.

STATEMENT SHOWING PURCHASES OF GOVERNMENT SECURITIES FOR THE FEDERAL RESERVE SYSTEM AND THEIR APPORTIONMENT TO FEDERAL RESERVE BANKS DURING THE MONTH OF JUNE, 1932

Division of Bank Operations

CERTIFICATES OF INDEBTEDNESS

Date of Purchase	Source of Purchase	Boston	New York	Philadelphia	Cleveland	Richmond	Atlanta	Chicago	St. Louis	Minneapolis	Kan. City	Dallas	San Fran.	Totals
June 1	Market	\$ -0-	\$ 1,282,500	\$ 174,500	\$ 236,000	\$ -0-	\$ 107,000	\$ 287,000	\$ 95,500	\$ 67,500	\$ -0-	\$ -0-	\$ -0-	\$ 2,250,000 ✓
3	"	683,000	3,859,000	830,000	1,093,500	335,500	314,500	1,214,000	396,500	285,000	318,500	175,000	495,500	10,000,000 ✓
6	"	-0-	2,416,000	349,000	472,500	-0-	214,000	573,500	340,000 (a)	135,000	-0-	-0-	-0-	4,500,000 ✓
7	"	-0-	6,033,000	775,000	1,050,000	-0-	475,000	1,275,000	92,000	300,000	-0-	-0-	-0-	10,000,000 ✓
8	"	-0-	5,206,000	658,500	892,500	-0-	404,000	1,084,000	-0-	255,000	-0-	-0-	-0-	8,500,000 ✓
10	"	65,000	18,019,000	1,989,000	109,000	32,000	1,201,000	3,258,000	38,500	766,500	33,500	16,500	72,000	25,600,000 (b)
13	"	64,000	1,808,000	237,500	107,500	31,500	127,500	377,000	38,000	88,500	33,000	16,500	71,000	3,000,000 ✓
14	"	-0-	13,632,500	1,472,500	-0-	-0-	902,500	2,422,500	-0-	570,000	-0-	-0-	-0-	19,000,000 ✓
15	"	1,432,000	8,655,000	1,874,500	2,401,500	703,500	742,500	2,766,000	850,000	649,500	742,000	292,500	1,591,000	22,700,000 ✓
16	"	1,009,000	11,848,500	1,321,500	1,744,500	495,500	523,000	1,950,000	599,500	458,000	523,000	206,000	1,121,500	21,800,000 ✓
17	"	125,500	18,764,500	2,110,000	217,500	62,000	1,257,500	3,442,500	79,500	810,000	65,000	25,500	139,500	27,100,000 ✓
20	"	464,000	1,809,000	616,500	801,500	227,500	246,000	911,000	1,360,000	214,000	240,500	94,500	515,500	7,500,000 ✓
21	"	865,500	4,006,500	1,414,000	4,488,500	425,000	621,000	2,134,500	556,500	501,500	448,500	176,500	962,000	16,600,000 ✓
22	"	-0-	1,054,500	-0-	-0-	-0-	62,000	-0-	144,500	39,000	-0-	-0-	-0-	1,300,000 ✓
23	"	870,000	9,772,500	1,055,000	136,500	-0-	-0-	166,000	-0-	-0-	-0-	-0-	-0-	12,000,000 ✓
24	"	1,000,000	656,000	1,162,500	-0-	-0-	-0-	3,825,000	-0-	900,000	4,906,500	-0-	2,550,000	15,000,000 ✓
27	"	370,000	2,291,500	494,000	641,500	178,000	194,500	732,500	234,000	172,000	206,000	74,000	412,000	6,000,000 ✓
28	"	281,000	1,732,000	375,500	496,000	135,000	148,000	556,500	177,500	130,500	157,000	56,000	313,000	4,558,000 ✓
29	"	504,500	3,095,500	676,000	893,500	248,000	271,000	1,000,500	325,500	235,000	287,000	103,000	560,500	8,200,000 ✓
29	Portfolio	1,662,000	10,191,500	2,226,000	2,940,500	815,500	892,500	3,294,000	1,072,500	773,500	946,000	339,500	1,846,500	27,000,000 (e)
TOTALS		\$ 9,395,500 <i>1,662,000</i>	\$126,133,000 <i>10,191,500</i>	\$19,811,500 <i>2,226,000</i>	\$18,722,500 <i>2,940,500</i>	\$3,689,000 <i>815,500</i>	\$8,703,500 <i>892,500</i>	\$31,270,500 <i>3,294,000</i>	\$6,400,000 <i>1,072,500</i>	\$7,350,500 <i>773,500</i>	\$8,906,500 <i>746,000</i>	\$1,575,500 <i>339,500</i>	\$10,650,000 <i>1,846,500</i>	\$252,608,000 <i>27,000,000</i>
		<i>7,733,500</i>	<i>115,941,500</i>	<i>17,585,500</i>	<i>15,782,000</i>	<i>4,873,500</i>	<i>7,811,000</i>	<i>27,976,500</i>	<i>5,327,500</i>	<i>6,577,000</i>	<i>7,960,500</i>	<i>1,236,000</i>	<i>8,803,500</i>	<i>225,608,000</i> (e)

TREASURY NOTES

June 6	Market	-0-	612,500	77,500	105,000	-0-	47,500	127,500	-0-	30,000	-0-	-0-	-0-	1,000,000 ✓
7	"	-0-	1,206,500	155,000	210,000	-0-	95,000	255,000	18,500	60,000	-0-	-0-	-0-	2,000,000 ✓
10	"	-0-	359,000	39,000	-0-	-0-	23,500	63,500	-0-	15,000	-0-	-0-	-0-	500,000 ✓
13	"	-0-	538,500	58,000	-0-	-0-	35,500	95,500	-0-	22,500	-0-	-0-	-0-	750,000 ✓
15	"	1,315,500	7,949,500	1,721,500	2,205,500	645,500	681,500	2,541,000	781,000	597,000	681,500	268,500	1,462,000	20,850,000 ✓
16	"	631,000	3,780,500	825,500	1,090,000	310,000	327,000	1,218,500	374,500	286,000	327,000	129,000	701,000	10,000,000 ✓
17	"	126,000	756,000	164,500	217,000	61,500	65,500	242,500	79,500	57,000	65,000	26,000	139,500	2,000,000 ✓
20	"	371,000	2,301,000	493,000	641,000	182,500	197,000	729,000	234,500	171,000	192,000	76,000	412,000	6,000,000 ✓
21	"	124,000	1,837,500	300,000	397,500	61,000	148,500	466,000	79,500	109,500	64,000	25,500	137,000	3,750,000 ✓
22	"	278,500	7,889,000	371,000	490,500	136,500	466,500	549,000	179,000	330,000	144,000	57,000	309,000	11,200,000 ✓
23	"	130,000	585,000	727,500	703,500	-0-	-0-	854,000	-0-	-0-	-0-	-0-	-0-	3,000,000 ✓
24	"	308,000	1,926,000	412,000	539,500	149,500	164,000	604,000	196,500	142,000	158,000	62,000	338,500	5,000,000 ✓
27	"	924,000	5,729,000	1,235,500	1,603,000	444,500	486,500	1,831,500	584,000	430,500	516,000	185,000	1,030,500	15,000,000 ✓
29	Portfolio	184,500	1,132,500	247,500	327,000	90,500	99,500	366,000	119,000	86,000	105,000	37,500	205,000	3,000,000 (e)
TOTALS		\$4,392,500 <i>184,500</i>	\$36,602,500 <i>1,132,500</i>	\$6,827,500 <i>247,500</i>	\$8,529,500 <i>327,000</i>	\$2,081,500 <i>90,500</i>	\$2,837,500 <i>99,500</i>	\$9,943,000 <i>366,000</i>	\$2,646,000 <i>119,000</i>	\$2,336,500 <i>86,000</i>	\$2,252,500 <i>105,000</i>	\$866,500 <i>37,500</i>	\$4,734,500 <i>205,000</i>	\$84,050,000 <i>3,000,000</i>
		<i>4,208,000</i>	<i>35,470,000</i>	<i>6,580,000</i>	<i>8,202,500</i>	<i>1,991,000</i>	<i>2,738,000</i>	<i>9,577,000</i>	<i>2,527,000</i>	<i>2,250,500</i>	<i>2,147,500</i>	<i>829,000</i>	<i>4,529,500</i>	<i>81,050,000</i>

LIBERTY LOAN BONDS

June 1	Market	-0-	4,706,000	640,000	867,000	-0-	392,000	1,052,500	351,000	247,500	-0-	-0-	-0-	8,256,000 ✓
3	"	-0-	4,690,000	1,317,500	1,785,000 (d)	-0-	807,500	2,167,500	722,500	510,000	5,000,000	-0-	-0-	17,000,000 (e)
6	"	337,500	6,822,500	1,034,500	1,386,500	165,500	538,500	1,628,000	198,500	382,500	175,000	86,500	244,500	13,000,000 ✓
7	"	-0-	2,112,000	271,500	367,500	-0-	166,500	446,500	31,000	105,000	-0-	-0-	-0-	3,500,000 ✓
8	"	-0-	3,062,000	388,000	525,000	-0-	237,500	637,500	-0-	150,000	-0-	-0-	-0-	5,000,000 ✓
TOTALS		\$337,500	\$21,392,500	\$3,651,500	\$4,931,000	\$165,500	\$2,142,000	\$5,932,000	\$1,303,000	\$1,395,000	\$5,175,000	\$86,500	\$244,500	\$46,756,000

(SEE FOLLOWING SHEET)

TREASURY BILLS

Date of Purchase	Source of Purchase	Boston	New York	Philadelphia	Cleveland	Richmond	Atlanta	Chicago	St. Louis	Minneapolis	Kan. City	Dallas	San Fran.	Totals
June 1	Market	\$ 3,486,000	\$ 28,459,500	\$ 5,363,500	\$ 7,109,000	\$ 1,712,000	\$ 2,297,500	\$ 8,051,000	\$ 2,170,000	\$ 1,891,000	\$1,624,500	\$ 893,500	\$2,529,500	\$65,587,000
7	"	-0-	6,033,000	775,000	1,050,000	-0-	475,000	1,275,000	92,000	300,000	-0-	-0-	-0-	10,000,000
28	"	27,500	168,000	36,500	48,000	13,000	14,500	54,000	17,000	12,500	15,000	5,500	30,500	442,000
29	"	61,500	377,500	82,500	109,000	30,500	33,000	122,000	39,500	28,500	35,000	12,500	68,500	1,000,000
	TOTALS	\$ 3,575,000	\$ 35,038,000	\$ 6,257,500	\$ 8,316,000	\$ 1,755,500	\$ 2,820,000	\$ 9,502,000	\$ 2,318,500	\$ 2,232,000	\$1,674,500	\$ 911,500	\$2,628,500	\$77,029,000

- (a) Held by Federal Reserve Bank of New York and allotted to Federal Reserve Bank of St. Louis on June 9, 1932.
- (b) Includes \$5,200,000 purchased by Federal Reserve Bank of New York on June 9, 1932 and apportioned to participating banks on June 10, 1932.
- (c) Includes 5,000,000 purchased by Federal Reserve Bank of New York on June 2, 1932 and apportioned to participating banks on June 3, 1932.
- (d) Held by Federal Reserve Bank of New York and allotted to Federal Reserve Bank of Cleveland on June 4, 1932
- (e) Represents \$30,000,000 purchased for portfolios of Federal reserve banks. These securities were previously purchased in the market and allotted to participating Federal reserve banks as new purchases and repurchased from the participating Federal Reserve Banks on June 29, 1932 and reallocated as replacement purchases. The amount sold by each Federal reserve bank on June 29, 1932 was as follows:

June 29	Cert. of Ind. Treas. Notes	1,800,000	13,725,000	2,092,500	2,835,000	-0-	-0-	3,442,500	-0-	810,000	-0-	-0-	2,295,000	27,000,000
		200,000	1,525,000	232,500	315,000	-0-	-0-	382,500	-0-	90,000	-0-	-0-	255,000	3,000,000
	TOTALS	\$2,000,000	\$15,250,000	\$2,325,000	\$3,150,000	-0-	-0-	\$3,825,000	-0-	\$900,000	-0-	-0-	\$2,550,000	\$30,000,000

SALE BY THE FEDERAL RESERVE BANK OF NEW YORK ON JUNE 30, 1932 TO THE FEDERAL RESERVE BANK OF SAN FRANCISCO OF \$10,000,000 PAR VALUE OF ITS PARTICIPATION IN SYSTEM ACCOUNT

June 30	Cert. of Ind. Treas. Notes	-0-	4,335,500	-0-	-0-	-0-	-0-	-0-	-0-	-0-	-0-	-0-	4,335,500	4,335,500
	L/L Bonds	-0-	1,556,000	-0-	-0-	-0-	-0-	-0-	-0-	-0-	-0-	-0-	1,556,000	1,556,000
	Treas. Bills	-0-	2,065,500	-0-	-0-	-0-	-0-	-0-	-0-	-0-	-0-	-0-	2,065,500	2,065,500
	TOTALS	-0-	\$10,000,000	-0-	-0-	-0-	-0-	-0-	-0-	-0-	-0-	-0-	\$10,000,000	\$10,000,000

SALE BY THE FEDERAL RESERVE BANK OF NEW YORK ON JUNE 2, 1932 TO THE FEDERAL RESERVE BANK OF ST. LOUIS OF \$12,969,000 PAR VALUE OF ITS PARTICIPATION IN SYSTEM ACCOUNT

June 2	Cert. of Ind. Treas. Notes	-0-	5,218,000	-0-	-0-	-0-	-0-	-0-	5,218,000	-0-	-0-	-0-	-0-	5,218,000
	L/L Bonds	-0-	1,542,500	-0-	-0-	-0-	-0-	-0-	1,542,500	-0-	-0-	-0-	-0-	1,542,500
	Treas. Bills	-0-	2,673,500	-0-	-0-	-0-	-0-	-0-	2,673,500	-0-	-0-	-0-	-0-	2,673,500
	TOTALS	-0-	\$12,969,000	-0-	-0-	-0-	-0-	-0-	\$12,969,000	-0-	-0-	-0-	-0-	\$12,969,000

SALE BY FEDERAL RESERVE BANK OF NEW YORK ON JUNE 8, 1932 TO THE FEDERAL RESERVE BANK OF SAN FRANCISCO OF \$37,000,000 PAR VALUE OF ITS PARTICIPATION IN SYSTEM ACCOUNT

June 8	Cert. of Ind. Treas. Notes	-0-	14,684,000	-0-	-0-	-0-	-0-	-0-	-0-	-0-	-0-	-0-	14,684,000	14,684,000
	L/L Bonds	-0-	4,308,500	-0-	-0-	-0-	-0-	-0-	-0-	-0-	-0-	-0-	4,308,500	4,308,500
	Treas. Bills	-0-	8,056,500	-0-	-0-	-0-	-0-	-0-	-0-	-0-	-0-	-0-	8,056,500	8,056,500
	TOTALS	-0-	\$37,000,000	-0-	-0-	-0-	-0-	-0-	-0-	-0-	-0-	-0-	\$37,000,000	\$37,000,000

(See following sheet)

TEMPORARY SALE ON JUNE 13, 1932 BY THE FEDERAL RESERVE BANK OF DALLAS TO THE FEDERAL RESERVE BANK OF NEW YORK OF \$5,000,000 PAR VALUE OF ITS PARTICIPATION IN SYSTEM ACCT

	Boston	New York	Philadelphia	Cleveland	Richmond	Atlanta	Chicago	St. Louis	Minneapolis	Kansas City	Dallas	San Fran.	Totals
June 13 Cert. of Ind.	\$ -0-	\$ 2,047,000	\$ -0-	\$ -0-	\$ -0-	\$ -0-	\$ -0-	\$ -0-	\$ -0-	\$ -0-	2,047,000	-0-	2,047,000
Treas. Notes	-0-	569,000	-0-	-0-	-0-	-0-	-0-	-0-	-0-	-0-	569,000	-0-	569,000
L/L Bonds	-0-	1,074,000	-0-	-0-	-0-	-0-	-0-	-0-	-0-	-0-	1,074,000	-0-	1,074,000
Treas. Bills	-0-	1,310,000	-0-	-0-	-0-	-0-	-0-	-0-	-0-	-0-	1,310,000	-0-	1,310,000
Totals	-0-	\$ 5,000,000 ✓	-0-	-0-	-0-	-0-	-0-	-0-	-0-	-0-	\$ 5,000,000 ✓	-0-	\$ 5,000,000 ✓

SALE BY THE FEDERAL RESERVE BANK OF NEW YORK ON JUNE 15, 1932 TO THE FEDERAL RESERVE BANK OF CLEVELAND OF \$4,919,500 PAR VALUE OF ITS PARTICIPATION IN SYSTEM ACCOUNT

June 15 Cert. of Ind.	-0-	2,056,500	-0-	2,056,500	-0-	-0-	-0-	-0-	-0-	-0-	-0-	-0-	2,056,500
Treas. Notes	-0-	554,000	-0-	554,000	-0-	-0-	-0-	-0-	-0-	-0-	-0-	-0-	554,000
L/L Bonds	-0-	1,041,500	-0-	1,041,500	-0-	-0-	-0-	-0-	-0-	-0-	-0-	-0-	1,041,500
Treas. Bills	-0-	1,267,500	-0-	1,267,500	-0-	-0-	-0-	-0-	-0-	-0-	-0-	-0-	1,267,500
Totals	-0-	\$4,919,500 ✓	-0-	\$ 4,919,500 ✓	-0-	-0-	-0-	-0-	-0-	-0-	-0-	-0-	\$4,919,500 ✓

SALE BY FEDERAL RESERVE BANK OF NEW YORK ON JUNE 16, 1932 TO THE FEDERAL RESERVE BANK OF ST LOUIS OF \$3,649,000 PAR VALUE OF ITS PARTICIPATION IN SYSTEM ACCOUNT

June 16 Cert. of Ind.	-0-	1,480,000	-0-	-0-	-0-	-0-	-0-	1,480,000	-0-	-0-	-0-	-0-	1,480,000
Treas. Notes	-0-	456,500	-0-	-0-	-0-	-0-	-0-	456,500	-0-	-0-	-0-	-0-	456,500
L/L Bonds	-0-	772,500	-0-	-0-	-0-	-0-	-0-	772,500	-0-	-0-	-0-	-0-	772,500
Treas. Bills	-0-	940,000	-0-	-0-	-0-	-0-	-0-	940,000	-0-	-0-	-0-	-0-	940,000
Totals	-0-	\$3,649,000 ✓	-0-	-0-	-0-	-0-	-0-	\$3,649,000 ✓	-0-	-0-	-0-	-0-	\$3,649,000 ✓

SALE BY FEDERAL RESERVE BANK OF NEW YORK ON JUNE 27, 1932 TO THE FEDERAL RESERVE BANK OF CLEVELAND OF \$3,150,000 PAR VALUE OF ITS PARTICIPATION IN SYSTEM ACCOUNT

June 27 Cert. of Ind.	-0-	1,336,500	-0-	1,336,500 ✓	-0-	-0-	-0-	-0-	-0-	-0-	-0-	-0-	1,336,500
Treas. Notes	-0-	452,000	-0-	452,000	-0-	-0-	-0-	-0-	-0-	-0-	-0-	-0-	452,000
L/L Bonds	-0-	638,500	-0-	638,500	-0-	-0-	-0-	-0-	-0-	-0-	-0-	-0-	638,500
Treas. Bills	-0-	723,000	-0-	723,000	-0-	-0-	-0-	-0-	-0-	-0-	-0-	-0-	723,000
Totals	-0-	\$3,150,000 ✓	-0-	\$3,150,000 ✓	-0-	-0-	-0-	-0-	-0-	-0-	-0-	-0-	\$3,150,000 ✓

12,969
36,499
17,509.00

14,065.00
36,499.00
17,509.00

~~936,500~~
~~900~~

DECLASSIFIED
Authority E.O. 12958

JUN 5 1932

JUN 5 1932

333344-2

sc

FEDERAL RESERVE BANK
OF NEW YORK

May 8, 1932

Mr. E. L. Smead,
Chief, Division of Bank Operations,
Federal Reserve Board,
Washington, D. C.

Dear Mr. Smead:

In accordance with your standing instructions,
we are enclosing a statement showing purchases of Govern-
ment securities for the System Account and their appor-
tionment to Federal reserve banks during the month of
May, 1932.

Very truly yours,



W. B. Matteson
Assistant Deputy Governor

Encl.

STATEMENT SHOWING PURCHASES OF GOVERNMENT SECURITIES FOR THE FEDERAL RESERVE SYSTEM AND THEIR APPORTIONMENT TO FEDERAL RESERVE BANKS DURING THE MONTH OF MAY, 1932

CERTIFICATES OF INDEBTEDNESS

Date of Purchase	Source of Purchase	Boston	New York	Philadelphia	Cleveland	Richmond	Atlanta	Chicago	St. Louis	Minneapolis	Kan. City	Dallas	San Fran.	TOTALS
May 2	Market	\$ 62,000	\$ 8,409,000	\$ 859,500	\$ 102,000	\$ 21,500	\$ 11,500	\$ 1,394,500	\$ 29,000	\$ 19,000	\$ 23,500	\$ 17,000	\$ 51,500	\$ 11,000,000 ✓
3	"	-0-	14,509,000	1,414,500	-0-	-0-	-0-	2,326,500	-0-	-0-	-0-	-0-	-0-	18,250,000 ✓
4	"	-0-	15,303,500	1,492,000	-0-	-0-	-0-	2,454,500	-0-	-0-	-0-	-0-	-0-	19,250,000 ✓
5	"	-0-	4,372,000	426,500	-0-	-0-	-0-	701,500	-0-	-0-	-0-	-0-	-0-	5,500,000 ✓
6	"	-0-	738,000	622,500	1,613,000	768,000	729,500	1,024,000	653,000	461,000	845,000	576,000	-0-	8,030,000 ✓
9	"	-0-	3,510,500	794,500	1,076,000	512,500	487,000	1,307,000	435,500	307,500	564,000	384,500	871,000	10,250,000 ✓
10	"	111,000	7,361,500	1,621,000	2,162,500	981,500	916,500	2,631,000	852,500	599,500	1,079,500	738,000	1,695,500	20,750,000 ✓
11	"	128,000	5,671,000	1,231,500	1,630,000	720,500	666,500	1,985,000	634,000	444,500	792,000	542,000	1,255,000	15,700,000 ✓
13	"	-0-	1,541,500	349,000	472,500	225,000	213,500	573,500	191,000	135,000	247,500	169,000	382,500	4,500,000* ✓
16	"	107,500	2,814,500	593,500	772,000	321,000	290,000	942,500	291,000	203,000	352,500	241,500	571,000	7,500,000 ✓
18	"	-0-	2,842,500	643,000	871,500	415,000	394,000	1,058,500	353,000	249,000	456,500	311,500	705,500	8,300,000 ✓
23	"	-0-	104,000	15,500	21,000	10,000	9,500	25,500	8,500	6,000	-0-	-0-	-0-	200,000 ✓
24	"	15,000	2,410,500	335,000	453,000	11,000	195,000	546,000	179,000	126,000	8,000	5,500	16,000	4,300,000 ✓
25	"	50,000	541,500	98,500	130,500	36,000	26,000	146,500	38,500	34,500	26,500	18,500	53,000	1,200,000 ✓
31	"	-0-	2,850,000	387,500	525,000	-0-	237,500	637,500	212,500	150,000	-0-	-0-	-0-	5,000,000 ✓
TOTALS		\$ 473,500	\$72,979,000	\$10,884,000	\$9,829,000	\$4,022,000	\$4,176,500	\$17,754,000	\$3,877,500	\$2,735,000	\$4,395,000	\$3,003,500	\$5,601,000	\$ 139,730,000

TREASURY NOTES

May 2	Market	-0-	4,770,000	465,000	-0-	-0-	-0-	765,000	-0-	-0-	-0-	-0-	-0-	6,000,000 ✓
3	"	-0-	2,106,500	205,500	-0-	-0-	-0-	338,000	-0-	-0-	-0-	-0-	-0-	2,650,000 ✓
4	"	-0-	2,385,000	232,500	-0-	-0-	-0-	382,500	-0-	-0-	-0-	-0-	-0-	3,000,000 ✓
5	"	-0-	11,766,000	1,147,000	-0-	-0-	-0-	1,887,000	-0-	-0-	-0-	-0-	-0-	14,800,000 ✓
6	"	-0-	1,305,000	1,100,500	2,852,500	1,358,500	1,290,500	1,810,500	1,154,500	815,000	1,494,000	1,019,000	-0-	14,200,000 ✓
9	"	-0-	3,425,000	775,000	1,050,000	500,000	475,000	1,275,000	425,000	300,000	550,000	375,000	850,000	10,000,000 ✓
10	"	-0-	1,198,500	271,500	367,500	175,000	166,500	446,500	149,000	105,000	192,500	131,000	297,000	3,500,000 ✓
16	"	-0-	2,654,500	600,500	813,500	387,500	368,000	988,000	329,500	232,500	426,500	290,500	659,000	7,750,000 ✓
18	"	-0-	1,353,000	306,000	415,000	197,500	187,500	503,500	168,000	118,500	217,000	148,000	336,000	3,950,000 ✓
24	"	10,000	514,500	74,500	101,000	7,500	39,000	119,500	38,000	26,500	5,500	3,500	10,500	950,000 ✓
31	"	-0-	2,991,000	406,500	551,000	-0-	249,000	669,000	223,000	157,500	-0-	-0-	-0-	5,247,000 ✓
TOTALS		\$ 10,000	\$34,469,000	\$ 5,584,500	\$6,150,500	\$2,626,000	\$2,775,500	\$ 9,184,500	\$2,487,000	\$1,755,000	\$2,385,500	\$1,967,000	\$2,152,500	\$72,047,000

LIBERTY LOAN BONDS

May 18	Market	-0-	4,281,000	968,500	1,312,500	625,000	594,000	1,594,000	531,000	375,000	687,500	469,000	1,062,500	12,500,000 ✓
23	"	-0-	624,000	93,000	126,000	60,000	57,000	153,000	51,000	36,000	-0-	-0-	-0-	1,200,000 ✓
24	"	-0-	3,505,500	476,500	646,000	-0-	292,000	784,000	261,500	184,500	-0-	-0-	-0-	6,150,000 ✓
25	"	-0-	4,845,000	659,000	892,500	-0-	404,000	1,083,500	361,000	255,000	-0-	-0-	-0-	8,500,000 ✓
26	"	-0-	1,140,000	155,000	210,000	-0-	95,000	255,000	85,000	60,000	-0-	-0-	-0-	2,000,000 ✓
27	"	-0-	285,000	38,500	52,500	-0-	23,500	64,000	21,500	15,000	-0-	-0-	-0-	500,000 ✓
31	"	-0-	6,412,500	872,000	1,181,000	-0-	534,500	1,434,500	478,000	337,500	-0-	-0-	-0-	11,250,000 ✓
TOTALS		-0-	\$21,093,000	\$ 3,262,500	\$4,420,500	\$ 685,000	\$2,000,000	\$ 5,368,000	\$1,789,000	\$1,263,000	\$ 687,500	\$ 469,000	\$1,062,500	\$42,100,000

*Purchased by Federal Reserve Bank of New York on May 12, 1932 and reapportioned to participating Federal reserve banks on May 13, 1932.

TREASURY BILLS

Date of Purchase	Source of Purchase	Boston	New York	Philadelphia	Cleveland	Richmond	Atlanta	Chicago	St. Louis	Minneapolis	Kan. City	Dallas	San Fran.	TOTALS
May 11	Market	\$ 870,500	\$ 7,477,500	\$1,343,000	\$ 1,555,500	\$ 360,500	\$ 220,000	\$ 1,926,000	\$ 454,000	\$ 300,000	\$ 393,000	\$ 280,000	\$ 820,000	\$ 16,000,000 ✓
16	"	-0-	342,500	78,000	105,000	50,000	47,500	127,500	42,000	30,000	55,000	38,000	84,500	1,000,000 ✓
18	"	854,000	20,368,500	4,267,500	5,521,500	2,256,500	2,023,500	6,740,500	2,062,500	1,436,000	2,479,000	1,701,500	4,039,000	53,750,000 ✓
24	"	-0-	2,850,000	388,000	524,500	-0-	237,500	638,000	212,000	150,000	-0-	-0-	-0-	5,000,000 ✓
25	"	742,000	24,910,500	3,763,500	5,049,000	535,000	1,792,000	5,950,000	1,822,500	1,399,000	394,000	279,000	790,500	47,427,000 ✓
TOTALS		\$2,466,500	\$55,949,000	\$9,840,000	\$12,755,500	\$3,202,000	\$4,320,500	\$15,382,000	\$4,593,000	\$3,315,000	\$3,321,000	\$2,298,500	\$5,734,000	\$ 123,177,000

SALE BY THE FEDERAL RESERVE BANK OF NEW YORK ON MAY 7, 1932 TO THE FEDERAL RESERVE BANK OF SAN FRANCISCO OF \$3,615,000 PAR VALUE OF ITS PARTICIPATION IN SYSTEM ACCOUNT

May 7	Cert. of Ind.	-0-	1,529,000	-0-	-0-	-0-	-0-	-0-	-0-	-0-	-0-	-0-	-0-	\$1,529,000	1,529,000
	Treas. Notes	-0-	423,000	-0-	-0-	-0-	-0-	-0-	-0-	-0-	-0-	-0-	-0-	423,000	423,000
	L/L Bonds	-0-	746,000	-0-	-0-	-0-	-0-	-0-	-0-	-0-	-0-	-0-	-0-	746,000	746,000
	Treas. Bills	-0-	917,000	-0-	-0-	-0-	-0-	-0-	-0-	-0-	-0-	-0-	-0-	917,000	917,000
TOTALS		-0-	\$3,615,000	-0-	-0-	-0-	-0-	-0-	-0-	-0-	-0-	-0-	-0-	\$3,615,000	\$3,615,000

We have no schedule covering this transaction.

SALE BY THE FEDERAL RESERVE BANK OF NEW YORK ON MAY 19, 1932 TO THE FEDERAL RESERVE BANK OF RICHMOND OF \$12,274,000 PAR VALUE OF ITS PARTICIPATION IN SYSTEM ACCOUNT

May 19	Cert. of Ind.	-0-	5,238,500	-0-	-0-	5,238,500	-0-	-0-	-0-	-0-	-0-	-0-	-0-	5,238,500
	Treas. Notes	-0-	1,523,500	-0-	-0-	1,523,500	-0-	-0-	-0-	-0-	-0-	-0-	-0-	1,523,500
	L/L Bonds	-0-	2,383,500	-0-	-0-	2,383,500	-0-	-0-	-0-	-0-	-0-	-0-	-0-	2,383,500
	Treas. Bills	-0-	3,128,500	-0-	-0-	3,128,500	-0-	-0-	-0-	-0-	-0-	-0-	-0-	3,128,500
TOTALS		-0-	\$12,274,000	-0-	-0-	\$12,274,000 ✓	-0-	-0-	-0-	-0-	-0-	-0-	-0-	\$12,274,000

SALE BY THE FEDERAL RESERVE BANK OF NEW YORK ON MAY 23, 1932 TO THE FEDERAL RESERVE BANKS OF CLEVELAND AND RICHMOND OF \$18,466,000 PAR VALUE OF ITS PARTICIPATION IN SYSTEM ACCT

May 23	Cert. of Ind.	-0-	7,881,500	-0-	6,608,500	1,273,000	-0-	-0-	-0-	-0-	-0-	-0-	-0-	7,881,500
	Treas. Notes	-0-	2,292,000	-0-	1,922,000	370,000	-0-	-0-	-0-	-0-	-0-	-0-	-0-	2,292,000
	L/L Bonds	-0-	3,586,000	-0-	3,007,000	579,000	-0-	-0-	-0-	-0-	-0-	-0-	-0-	3,586,000
	Treas. Bills	-0-	4,706,500	-0-	3,946,500	760,000	-0-	-0-	-0-	-0-	-0-	-0-	-0-	4,706,500
TOTALS		-0-	\$18,466,000	-0-	\$15,484,000 ✓	\$2,982,000 ✓	-0-	-0-	-0-	-0-	-0-	-0-	-0-	\$18,466,000

SALE BY THE FEDERAL RESERVE BANK OF NEW YORK ON MAY 24, 1932 TO THE FEDERAL RESERVE BANK OF MINNEAPOLIS OF \$11,404,000 OF ITS PARTICIPATION IN SYSTEM ACCOUNT

May 24	Cert. of Ind.	-0-	4,864,000	-0-	-0-	-0-	-0-	-0-	-0-	4,864,000	-0-	-0-	-0-	4,864,000
	Treas. Notes	-0-	1,414,000	-0-	-0-	-0-	-0-	-0-	-0-	1,414,000	-0-	-0-	-0-	1,414,000
	L/L Bonds	-0-	2,223,000	-0-	-0-	-0-	-0-	-0-	-0-	2,223,000	-0-	-0-	-0-	2,223,000
	Treas. Bills	-0-	2,903,000	-0-	-0-	-0-	-0-	-0-	-0-	2,903,000	-0-	-0-	-0-	2,903,000
TOTALS		-0-	\$11,404,000	-0-	-0-	-0-	-0-	-0-	-0-	\$11,404,000 ✓	-0-	-0-	-0-	\$11,404,000

SALE BY THE FEDERAL RESERVE BANK OF NEW YORK ON MAY 25, 1932 TO THE FEDERAL RESERVE BANKS OF BOSTON, ATLANTA AND KANSAS CITY OF \$58,630,500 PAR VALUE OF ITS PARTICIPATION IN SYSTEM ACCT

May 25	Cert. of Ind.	12,983,000	24,895,500	-0-	-0-	-0-	7,668,000	-0-	-0-	-0-	4,244,500	-0-	-0-	24,895,500
	Treas. Notes	3,767,500	7,224,000	-0-	-0-	-0-	2,225,000	-0-	-0-	-0-	1,231,500	-0-	-0-	7,224,000
	L/L Bonds	6,030,500	11,563,500	-0-	-0-	-0-	3,561,500	-0-	-0-	-0-	1,971,500	-0-	-0-	11,563,500
	Treas. Bills	7,793,500	14,947,500	-0-	-0-	-0-	4,601,500	-0-	-0-	-0-	2,552,500	-0-	-0-	14,947,500
TOTALS		\$30,574,500	\$58,630,500	-0-	-0-	-0-	\$18,056,000 ✓	-0-	-0-	-0-	\$10,000,000 ✓	-0-	-0-	\$58,630,500

RED FIGURES INDICATE AMOUNTS SOLD.

DECLASSIFIED
Authority E.O. 12958

RECEIVED MAY 10 1932

Handwritten mark

Man

Handwritten initials

333,944-2

FEDERAL RESERVE BANK
OF NEW YORK

May 7, 1932

Mr. E. L. Smead,
Chief, Division of Bank Operations,
Federal Reserve Board,
Washington, D. C.

Dear Mr. Smead:

In accordance with your standing instructions,
we are enclosing a statement showing purchases of Govern-
ment securities for the System Account and their appor-
tionment to Federal reserve banks during the month of
April, 1932.

Very truly yours,

W. B. Matteson
Assistant Deputy Governor

Encl.

STATEMENT SHOWING PURCHASES OF GOVERNMENT SECURITIES FOR THE FEDERAL RESERVE SYSTEM AND THEIR APPORTIONMENT TO FEDERAL RESERVE BANKS DURING THE MONTH OF APRIL, 1937

CERTIFICATES OF INDEBTEDNESS

Date of Purchases	Source of Purchases	Boston	New York	Philadelphia	Cleveland	Richmond	Atlanta	Chicago	St. Louis	Minneapolis	Kansas City	Dallas	San Fran.	Totals
April 1	Market	\$ 806,500	\$ 3,480,500	\$ 887,500	\$ 1,139,000	\$ 278,000	\$ 181,500	\$ 1,243,000	\$ 397,500	\$ 291,000	\$ 347,500	\$ 253,000	\$ 695,000	\$ 10,000,000
4	"	806,500	11,655,500	1,662,500	2,189,000	278,000	181,500	1,243,000	397,500	291,000	347,500	253,000	695,000	20,000,000
5	"	-0-	6,948,500	659,000	892,500	-0-	-0-	-0-	-0-	-0-	-0-	-0-	-0-	8,500,000
6	"	-0-	5,313,500	504,000	682,500	-0-	-0-	-0-	-0-	-0-	-0-	-0-	-0-	6,500,000
7	"	39,000	182,500	44,000	57,000	13,500	9,000	60,000	19,000	14,000	16,500	12,000	33,500	500,000
8	"	-0-	13,897,500	1,317,500	1,785,000	-0-	-0-	-0-	-0-	-0-	-0-	-0-	-0-	17,000,000
11	"	53,000	3,738,000	391,000	525,500	18,500	12,000	82,000	26,000	19,000	23,000	16,500	45,500	4,950,000
13	"	225,500	1,140,000	264,000	340,000	77,500	51,000	347,500	111,000	81,500	97,000	70,500	194,500	3,000,000
15	"	1,114,500	1,704,500	-0-	-0-	-0-	-0-	456,500	-0-	-0-	-0-	-0-	304,500	3,580,000
18	"	-0-	14,686,500	-0-	-0-	-0-	-0-	2,378,000	-0-	-0-	-0-	-0-	1,585,500	18,650,000
19	"	-0-	1,383,000	-0-	1,767,000	-0-	-0-	510,000	-0-	-0-	-0-	-0-	340,000	4,000,000
20	"	-0-	36,000	203,000	37,000	-0-	-0-	44,500	-0-	-0-	-0-	-0-	29,500	350,000
21	"	-0-	4,840,000	620,000	840,000	-0-	-0-	1,020,000	-0-	-0-	-0-	-0-	680,000	8,000,000
22	"	-0-	7,769,500	872,500	1,182,500	-0-	-0-	1,435,500	-0-	-0-	-0-	-0-	-0-	11,260,000
25	"	-0-	16,388,000	1,840,500	2,493,500	-0-	-0-	3,028,000	-0-	-0-	-0-	-0-	-0-	23,750,000
26	"	-0-	5,016,500	489,000	-0-	-0-	-0-	804,500	-0-	-0-	-0-	-0-	-0-	6,310,000
28	Phila. Port.	-0-	2,548,000	248,500	-0-	-0-	-0-	408,500	-0-	-0-	-0-	-0-	-0-	3,205,000
28	Market	-0-	12,720,000	1,240,000	-0-	-0-	-0-	2,040,000	-0-	-0-	-0-	-0-	-0-	16,000,000
29	"	-0-	978,000	128,000	333,500	-0-	-0-	210,500	-0-	-0-	-0-	-0-	-0-	1,650,000
TOTALS		\$3,045,000	\$114,426,000 <i>2,548,000</i> <i>111,878,000</i>	\$11,371,000 <i>248,500</i> <i>11,122,500</i>	\$14,264,000	\$ 665,500	\$ 435,000	\$15,311,500 <i>408,500</i> <i>14,903,000</i>	\$ 951,000	\$ 696,500	\$ 831,500	\$ 605,000	\$4,603,000	\$167,205,000 <i>3,205,000</i> <i>164,000,000</i>

TREASURY NOTES

April 1	N.Y. Port.	806,500	3,480,500	887,500	1,139,000	278,000	181,500	1,243,000	397,500	291,000	347,500	253,000	695,000	10,000,000
11	Market	-0-	1,022,000	97,000	131,000	-0-	-0-	-0-	-0-	-0-	-0-	-0-	-0-	1,250,000
13	"	37,500	190,000	44,000	56,500	13,000	8,500	58,000	18,500	13,500	16,000	12,000	32,500	500,000
21	"	-0-	2,117,500	271,000	367,500	-0-	-0-	446,500	-0-	-0-	-0-	-0-	297,500	3,500,000
22	"	-0-	2,760,000	310,000	420,000	-0-	-0-	510,000	-0-	-0-	-0-	-0-	-0-	4,000,000
25	"	-0-	1,724,500	194,000	262,500	-0-	-0-	319,000	-0-	-0-	-0-	-0-	-0-	2,500,000
29	"	-0-	2,446,000	319,500	833,500	-0-	-0-	526,000	-0-	-0-	-0-	-0-	-0-	4,125,000
TOTALS		\$844,000 <i>806,500</i> <i>37,500</i>	\$13,740,500 <i>3,480,500</i> <i>10,260,000</i>	\$2,123,000 <i>887,500</i> <i>1,235,500</i>	\$3,210,000 <i>1,129,000</i> <i>2,081,000</i>	\$291,000 <i>278,000</i> <i>13,000</i>	\$190,000 <i>181,500</i> <i>8,500</i>	\$3,102,500 <i>1,243,000</i> <i>1,859,500</i>	\$ 416,000 <i>397,500</i> <i>18,500</i>	\$304,500 <i>291,000</i> <i>13,500</i>	\$363,500 <i>347,500</i> <i>16,000</i>	\$265,000 <i>253,000</i> <i>12,000</i>	\$1,025,000 <i>695,000</i> <i>330,000</i>	\$25,875,000 <i>10</i> <i>25,865,000</i>

LIBERTY LOAN BONDS

April 8	Market	-0-	2,043,500	194,000	262,500	-0-	-0-	-0-	-0-	-0-	-0-	-0-	-0-	2,500,000
15	"	3,448,000	5,274,000	-0-	-0-	-0-	-0-	1,412,000	-0-	-0-	-0-	-0-	941,000	11,075,000
18	"	-0-	10,529,000	-0-	-0-	-0-	-0-	1,704,500	-0-	-0-	-0-	-0-	1,136,500	13,370,000
19	"	-0-	173,000	-0-	221,000	-0-	-0-	63,500	-0-	-0-	-0-	-0-	42,500	500,000
TOTALS		\$3,448,000	\$18,019,500	\$194,000	\$483,500	-0-	-0-	\$3,180,000	-0-	-0-	-0-	-0-	\$2,120,000	\$27,445,000

TREASURY BILLS

Date of Purchases	Source of Purchases	Boston	New York	Philadelphia	Cleveland	Richmond	Atlanta	Chicago	St. Louis	Minneapolis	Kan. City	Dallas	San Fran.	Totals
April 13	Market	5,437,500*	45,187,500	-0-	-0-	3,750,000	-0-	9,562,500	3,187,500	-0-	1,000,000	500,000	6,375,000	75,000,000 X
18	"	-0-	5,552,000	-0-	-0-	-0-	-0-	899,000	-0-	-0-	-0-	-0-	599,000	7,050,000 **
19	"	-0-	4,235,000	-0-	5,412,000	-0-	-0-	1,562,000	-0-	-0-	-0-	-0-	1,041,000	12,250,000 X
20	"	-0-	2,317,500	12,817,000	2,328,000	-0-	-0-	2,827,500	-0-	-0-	-0-	-0-	1,885,000	22,175,000 X
21	"	-0-	9,861,500	1,263,500	1,711,500	-0-	-0-	2,078,000	-0-	-0-	-0-	-0-	1,385,500	16,300,000 X
22	"	-0-	4,160,500	467,500	633,000	-0-	-0-	769,000	-0-	-0-	-0-	-0-	-0-	6,030,000 X
26	"	-0-	5,565,000	542,500	-0-	-0-	-0-	892,500	-0-	-0-	-0-	-0-	-0-	7,000,000 X
27	"	250,000	18,489,000	2,211,000	2,944,000	87,500	48,000	3,556,000	116,500	76,500	95,000	68,500	208,000	28,150,000 X
29	"	-0-	8,894,000	1,162,500	3,031,000	-0-	-0-	1,912,500	-0-	-0-	-0-	-0-	-0-	15,000,000 X
TOTALS		\$5,687,500	\$104,262,000	\$18,464,000	\$16,059,500	\$3,837,500	\$ 48,000	\$ 24,059,000	\$3,304,000	\$ 76,500	\$1,095,000	\$ 568,500	\$11,493,500	\$188,955,000

*Held by Federal Reserve Bank of New York and reapportioned to Federal Reserve Bank of Boston on April 14, 1932.

**Of this amount \$1,500,000 was purchased by Federal Reserve Bank of New York on April 16, 1932 and reapportioned to participating banks on April 18, 1932.

*5500
7,000,000*

TEMPORARY SALE ON APRIL 25, 1932 BY F.R.B. OF SAN FRANCISCO TO F.R.B. NEW YORK OF \$10,000,000 PAR VALUE OF ITS PARTICIPATION IN SYSTEM ACCOUNT

April 25	Cert. of Ind.	3,640,000	3,640,000
	Treasury Notes	958,000	958,000
	Liberty Loan Bonds	3,100,500	3,100,500
	Treasury Bills	<u>2,301,500</u>	<u>2,301,500</u>
	TOTALS	\$10,000,000 ✓	\$10,000,000 ✓

*167 205 000
25 875
27 445
188 955

409 480*

DECLASSIFIED
Authority E.O. 12958

APR 6 1932

333,344-2

FEDERAL RESERVE BANK
OF NEW YORK

C

April 5, 1932

Mr. E. L. Smead,
Chief, Division of Bank Operations,
Federal Reserve Board,
Washington, D. C.

Dear Mr. Smead:

In accordance with your standing instructions,
we are enclosing a statement showing purchases of Govern-
ment securities for the System Account and their appor-
tionment to Federal reserve banks during the month of
March, 1932.

Very truly yours,



W. B. Matteson
Assistant Deputy Governor

Encl.

270,156,500

STATEMENT SHOWING PURCHASES OF GOVERNMENT SECURITIES FOR THE FEDERAL RESERVE SYSTEM AND THEIR APPORTIONMENT TO FEDERAL RESERVE BANKS DURING THE MONTH OF MARCH, 1932

Division of Bank Operations File

CERTIFICATES OF INDEBTEDNESS

Date of Purchase	Source of Purchase	Boston	New York	Philadelphia	Cleveland	Richmond	Atlanta	Chicago	St. Louis	Minneapolis	Kansas City	Dallas	San Fran.	Totals
March 1	Market	\$ -0-	\$ 2,767,500	\$ 232,500	\$ -0-	\$ -0-	\$ -0-	\$ -0-	\$ -0-	\$ -0-	\$ -0-	\$ -0-	\$ -0-	\$ 3,000,000 ✓
" 2	"	-0-	7,046,000	592,000	-0-	-0-	-0-	-0-	-0-	-0-	-0-	-0-	-0-	7,638,000 ✓
" 2	"	482,000	1,340,000	458,000	599,000	122,500	108,500	748,500	239,000	174,000	162,000	151,000	415,500	5,000,000 ✓
" 3	"	-0-	1,383,500	116,500	-0-	-0-	-0-	-0-	-0-	-0-	-0-	-0-	-0-	1,500,000 ✓
" 3	"	472,000	1,407,000	456,500	586,500	120,000	106,500	733,000	234,500	170,500	158,500	148,000	407,000	5,000,000 ✓
" 4	"	-0-	1,715,500	232,500	-0-	-0-	-0-	-0-	-0-	-0-	1,052,000	-0-	-0-	3,000,000 ✓
" 7	"	-0-	4,193,500	426,000	577,500	-0-	-0-	-0-	-0-	-0-	303,000	-0-	-0-	5,500,000 ✓
" 8	"	-0-	381,500	38,500	52,500	-0-	-0-	-0-	-0-	-0-	27,500	-0-	-0-	500,000 ✓
" 9	"	-0-	2,287,500	232,500	315,000	-0-	-0-	-0-	-0-	-0-	165,000	-0-	-0-	3,000,000 ✓
" 14	"	-0-	4,575,000	465,000	630,000	-0-	-0-	-0-	-0-	-0-	330,000	-0-	-0-	6,000,000 ✓
" 15	"	4,609,500	17,698,500	4,782,500	6,116,500	1,171,500	1,038,000	7,159,000	2,287,500	1,664,000	1,870,000	1,444,500	3,140,000	52,981,500 ✓
" 16	"	261,000	987,000	269,000	344,000	90,000	58,500	402,000	128,500	94,500	106,000	82,000	177,500	3,000,000 ✓
" 17	"	1,305,000	4,936,000	1,344,500	1,719,500	449,500	294,000	2,010,500	642,500	471,000	529,500	409,000	889,000	15,000,000 ✓
" 18	"	304,500	1,097,000	313,500	401,000	105,000	68,500	469,000	150,000	110,000	123,500	95,500	262,500	3,500,000 ✓
" 22	"	87,000	313,500	89,500	114,500	30,000	19,500	134,000	43,000	31,500	35,500	27,000	75,000	1,000,000 ✓
" 23	"	-0-	8,768,500	891,500	1,207,500	-0-	-0-	-0-	-0-	-0-	632,500	-0-	-0-	11,500,000 ✓
" 24	"	83,500	330,500	89,000	114,500	29,000	19,000	129,000	41,000	30,000	36,000	26,500	72,000	1,000,000 ✓
" 28	"	293,000	1,156,000	312,000	400,000	101,000	66,000	451,500	144,000	106,000	126,000	92,000	252,500	3,500,000 ✓
" 29	"	879,000	3,468,500	936,000	1,199,500	302,500	198,000	1,354,500	433,000	317,500	378,500	275,500	757,500	10,500,000 ✓
" 30	"	418,500	1,651,500	446,500	571,500	144,000	94,500	645,000	206,000	151,000	180,000	131,000	360,500	5,000,000 ✓
TOTALS		\$ 9,195,000	\$67,504,000	\$12,724,000	\$14,949,000	\$2,665,000	\$2,071,000	\$14,236,000	\$4,549,000	\$ 3,320,000	\$ 6,215,500	\$ 2,882,000	\$ 6,809,000	\$147,119,500

TREASURY NOTES

March 1	Market	-0-	4,612,500	387,500	-0-	-0-	-0-	-0-	-0-	-0-	-0-	-0-	-0-	5,000,000 ✓
" 2	"	-0-	922,500	77,500	-0-	-0-	-0-	-0-	-0-	-0-	-0-	-0-	-0-	1,000,000 ✓
" 3	"	283,000	844,000	274,000	352,000	72,000	64,000	440,000	140,500	102,500	95,000	89,000	244,000	3,000,000 ✓
" 4	"	-0-	572,000	77,500	-0-	-0-	-0-	-0-	-0-	-0-	350,500	-0-	-0-	1,000,000 ✓
" 7	"	-0-	190,500	19,500	26,500	-0-	-0-	-0-	-0-	-0-	13,500	-0-	-0-	250,000 ✓
" 11	"	-0-	762,500	77,500	105,000	-0-	-0-	-0-	-0-	-0-	55,000	-0-	-0-	1,000,000 ✓
" 14	"	-0-	495,000	50,500	68,500	-0-	-0-	-0-	-0-	-0-	36,000	-0-	-0-	650,000 ✓
" 17	"	130,500	493,500	134,500	172,000	45,000	29,500	201,000	64,000	47,000	53,000	41,000	89,000	1,500,000 ✓
" 29	"	41,500	165,500	44,500	57,500	15,000	9,500	64,500	20,000	14,500	18,000	13,500	36,000	500,000 ✓
TOTALS		\$455,000	\$9,058,000	\$1,143,000	\$ 781,500	\$ 132,000	\$ 103,000	\$ 705,500	\$ 224,500	\$ 164,000	\$ 621,000	\$ 143,500	\$ 369,000	\$ 13,900,000

LIBERTY LOAN BONDS

March 22	Market	87,000	313,500	89,500	114,500	30,000	19,500	134,000	43,000	31,500	35,500	27,000	75,000	1,000,000 ✓
----------	--------	--------	---------	--------	---------	--------	--------	---------	--------	--------	--------	--------	--------	-------------

TREASURY BILLS

March 2	Market	-0-	3,101,500	260,500	-0-	-0-	-0-	-0-	-0-	-0-	-0-	-0-	-0-	3,362,000 ✓
" 2	"	1,727,500	4,804,000	1,642,500	2,147,000	439,000	389,000	2,683,500	857,500	624,000	581,000	541,500	1,438,500	17,925,000 ✓
" 7	"	-0-	7,625,000	775,000	1,050,000	-0-	-0-	-0-	-0-	-0-	550,000	-0-	-0-	10,000,000 ✓
" 9	"	1,456,500	5,026,500	1,453,500	1,855,000	370,000	328,000	2,262,500	723,000	526,000	550,000	456,500	992,500	16,000,000 ✓
" 9	"	-0-	190,000	19,500	26,500	-0-	-0-	-0-	-0-	-0-	-14,000	-0-	-0-	250,000 ✓
" 11	"	-0-	12,200,000	1,240,000	1,680,000	-0-	-0-	-0-	-0-	-0-	880,000	-0-	-0-	16,000,000 ✓
" 14	"	-0-	1,030,000	104,500	141,500	-0-	-0-	-0-	-0-	-0-	74,000	-0-	-0-	1,350,000 ✓
" 17	"	87,000	329,000	89,500	114,500	30,000	19,500	134,000	43,000	31,500	35,500	27,500	59,000	1,000,000 ✓
" 23	"	-0-	10,294,000	1,046,000	1,417,500	-0-	-0-	-0-	-0-	-0-	742,500	-0-	-0-	13,500,000 ✓
" 30	"	230,500	909,000	244,500	314,000	79,500	51,500	354,500	113,500	83,000	99,000	72,500	198,500	2,750,000 ✓
" 30	"	-0-	20,437,500	1,937,500	2,625,000	-0-	-0-	-0-	-0-	-0-	-0-	-0-	-0-	25,000,000 ✓
" 31	"	80,500	348,000	89,000	114,000	28,000	18,000	124,500	39,500	29,000	34,500	25,500	69,500	1,000,000 ✓
TOTALS		\$3,582,000	\$66,294,500	\$ 8,902,000	\$11,485,000	\$ 946,500	\$ 806,000	\$ 5,559,000	\$1,776,500	\$ 1,293,500	\$ 3,560,500	\$ 1,123,500	\$2,808,000	\$108,137,000

(See following sheet)

TEMPORARY SALE ON MARCH 7, 1932 BY FEDERAL RESERVE BANK OF SAN FRANCISCO TO FEDERAL RESERVE BANK OF NEW YORK OF \$10,000,000 PAR VALUE OF ITS PARTICIPATION IN SYSTEM ACCT

	<u>Boston</u>	<u>New York</u>	<u>Philadelphia</u>	<u>Cleveland</u>	<u>Richmond</u>	<u>Atlanta</u>	<u>Chicago</u>	<u>St. Louis</u>	<u>Minneapolis</u>	<u>Kansas City</u>	<u>Dallas</u>	<u>San Fran.</u>	<u>Totals</u>
March 7 Cert. of Ind.	-0-	\$4,225,500	-0-	-0-	-0-	-0-	-0-	-0-	-0-	-0-	-0-	\$4,225,500	\$ 4,225,500
Treasury Notes	-0-	1,097,000	-0-	-0-	-0-	-0-	-0-	-0-	-0-	-0-	-0-	1,097,000	1,097,000
L/L Bonds	-0-	3,737,500	-0-	-0-	-0-	-0-	-0-	-0-	-0-	-0-	-0-	3,737,500	3,737,500
Treasury Bills	-0-	940,000	-0-	-0-	-0-	-0-	-0-	-0-	-0-	-0-	-0-	940,000	940,000
TOTALS	-0-	\$10,000,000 ✓	-0-	-0-	-0-	-0-	-0-	-0-	-0-	-0-	-0-	\$10,000,000 ✓	\$10,000,000 ✓

REPURCHASE BY FEDERAL RESERVE BANK OF RICHMOND ON MARCH 15, 1932 OF \$5,000,000 PAR VALUE OF ITS PARTICIPATION IN SYSTEM ACCOUNT

March 15 Cert. of Ind.	-0-	1,266,000	164,000	219,500	\$1,999,000	-0-	274,500	84,000	-0-	-0-	-0-	-0-	1,999,000
Treasury Notes	-0-	90,500	12,000	15,000	143,000	-0-	19,500	6,000	-0-	-0-	-0-	-0-	143,000
L/L Bonds	-0-	1,292,500	166,500	216,000	2,041,000	-0-	280,000	86,000	-0-	-0-	-0-	-0-	2,041,000
Treasury Bills	-0-	518,500	66,500	86,000	817,000	-0-	112,000	34,000	-0-	-0-	-0-	-0-	817,000
TOTALS	-0-	\$3,167,500 ✓	\$409,000 ✓	\$527,500 ✓	\$5,000,000 ✓	-0-	\$686,000 ✓	\$210,000 ✓	-0-	-0-	-0-	-0-	\$5,000,000 ✓

REPURCHASE ON MARCH 17, 1932 BY FEDERAL RESERVE BANK OF SAN FRANCISCO FROM FEDERAL RESERVE BANK OF N.Y. OF \$10,000,000 PAR VALUE OF ITS PARTICIPATION IN SYSTEM ACCT

March 17 Cert. of Ind.	-0-	4,225,500	-0-	-0-	-0-	-0-	-0-	-0-	-0-	-0-	-0-	\$ 4,225,500	\$ 4,225,500
Treasury Notes	-0-	1,097,000	-0-	-0-	-0-	-0-	-0-	-0-	-0-	-0-	-0-	1,097,000	1,097,000
L/L Bonds	-0-	3,737,500	-0-	-0-	-0-	-0-	-0-	-0-	-0-	-0-	-0-	3,737,500	3,737,500
Treasury Bills	-0-	940,000	-0-	-0-	-0-	-0-	-0-	-0-	-0-	-0-	-0-	940,000	940,000
TOTALS	-0-	\$10,000,000 ✓	-0-	-0-	-0-	-0-	-0-	-0-	-0-	-0-	-0-	\$10,000,000 ✓	\$10,000,000 ✓

Red figures indicate amounts sold.

DECLASSIFIED
Authority E.O. 12958

333,844-2

FEDERAL RESERVE BANK
OF NEW YORK

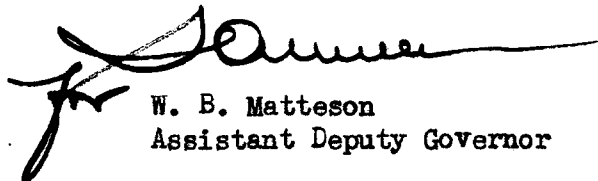
March 8, 1932

Mr. E. L. Smead,
Chief, Division of Bank Operations,
Federal Reserve Board,
Washington, D. C.

Dear Mr. Smead:

In accordance with your standing instructions,
we are enclosing a statement showing purchases of Govern-
ment securities for the System Account and their appor-
tionment to Federal reserve banks during the month of
February, 1932.

Very truly yours,


W. B. Matteson
Assistant Deputy Governor

Encl.

STATEMENT SHOWING PURCHASES OF GOVERNMENT SECURITIES FOR THE FEDERAL RESERVE SYSTEM AND THEIR APPORTIONMENT TO FEDERAL RESERVE BANKS DURING THE MONTH OF FEBRUARY, 1932

CERTIFICATES OF INDEBTEDNESS

Date of Purchase	Source of Purchase	Boston	New York	Philadelphia	Cleveland	Richmond	Atlanta	Chicago	St. Louis	Minneapolis	Kan. City	Dallas	San Fran.	Totals
Feb. 1	Market	\$ 2,103,000	\$ 5,634,500	\$ 1,983,000	\$ 2,621,000	\$ 345,000	\$ 473,000	\$ 3,262,000	\$ 1,038,500	\$ 758,500	\$ 707,000	\$ 753,500	\$1,821,000	\$21,500,000 ✓
3	"	264,000	707,500	249,000	329,000	43,500	59,500	409,500	130,500	95,500	89,000	94,500	228,500	2,700,000 ✓
5	"	98,000	262,000	92,000	122,000	16,000	22,000	151,500	48,500	35,500	33,000	35,000	84,500	1,000,000 ✓
8	"	293,500	786,500	276,500	366,000	48,000	66,000	455,000	145,000	106,000	98,500	105,000	254,000	3,000,000 ✓
23	"	195,000	512,500	183,000	242,000	49,500	44,000	302,500	96,500	70,500	66,000	70,000	168,500	2,000,000 ✓
	TOTALS	\$ 2,953,500	\$ 7,903,000	\$ 2,783,500	\$ 3,680,000	\$ 502,000	\$ 664,500	\$ 4,580,500	\$ 1,459,000	\$1,066,000	\$ 993,500	\$1,058,000	\$2,556,500	\$30,200,000

TREASURY NOTES

Feb. 1	Market	293,500	786,500	276,500	366,000	48,000	66,000	455,000	145,000	106,000	98,500	105,000	254,000	3,000,000 ✓
3	"	98,000	262,000	92,000	122,000	16,000	22,000	151,500	48,500	35,500	33,000	35,000	84,500	1,000,000 ✓
5	"	342,500	917,500	323,000	426,500	56,000	77,000	531,000	169,000	123,500	115,000	122,500	296,500	3,500,000 ✓
8	"	293,500	786,500	276,500	366,000	48,000	66,000	455,000	145,000	106,000	98,500	105,000	254,000	3,000,000 ✓
11	"	97,500	256,500	91,500	121,000	25,000	22,000	151,000	48,500	35,000	33,000	35,000	84,000	1,000,000 ✓
16	"	487,500	1,281,500	457,500	605,000	124,000	110,000	756,000	241,500	176,500	164,500	175,000	421,000	5,000,000 ✓
	TOTALS	\$1,612,500	\$4,290,500	\$1,517,000	\$ 2,006,500	\$ 317,000	\$ 363,000	\$2,499,500	\$ 797,500	\$ 582,500	\$ 542,500	\$ 577,500	\$1,394,000	\$16,500,000

TREASURY BILLS

Feb. 8	Market	1,636,000	4,383,500	1,542,500	2,039,000	268,000	368,000	2,537,500	808,000	590,500	549,500	586,000	1,416,500	16,725,000 ✓
9	"	127,000	341,000	120,000	158,500	21,000	28,500	197,000	63,000	46,000	42,500	45,500	110,000	1,300,000 ✓
11	"	97,500	256,500	91,500	121,000	25,000	22,000	151,000	48,500	35,000	33,000	35,000	84,000	1,000,000 ✓
15	"	985,000	2,591,500	925,000	1,223,000	251,500	222,500	1,528,500	488,500	356,500	332,500	354,000	852,500	10,111,000 ✓
24	"	673,000	1,770,500	632,000	835,500	171,500	152,000	1,044,500	333,500	243,500	227,000	242,000	582,000	6,907,000 ✓
	TOTALS	\$3,518,500	\$ 9,343,000	\$ 3,311,000	\$ 4,377,000	\$ 737,000	\$ 793,000	\$ 5,458,500	\$1,741,500	\$1,271,500	\$1,184,500	\$1,262,500	\$3,045,000	\$36,043,000

REPURCHASE BY FEDERAL RESERVE BANK OF RICHMOND ON FEBRUARY 9, 1932 OF \$5,000,000 PAR VALUE OF ITS PARTICIPATION IN SYSTEM ACCOUNT

Feb. 9	Cert. of Ind.	103,500	1,413,500	179,500	227,500	2,155,500	-0-	109,500	-0-	-0-	-0-	-0-	122,000	2,155,500
	Treas. Notes	1,000	40,500	5,000	6,500	61,000	-0-	7,000	-0-	-0-	-0-	-0-	1,000	61,000
	L/L Bonds	92,500	1,322,500	168,500	212,000	2,014,000	-0-	110,500	-0-	-0-	-0-	-0-	108,000	2,014,000
	Treas. Bills	32,500	506,000	64,000	81,500	769,500	-0-	47,500	-0-	-0-	-0-	-0-	38,000	769,500
	TOTALS	\$229,500	\$3,282,500	\$417,000	\$527,500	\$5,000,000 ✓	-0-	\$274,500	-0-	-0-	-0-	-0-	\$269,000	\$5,000,000

TEMPORARY SALE ON FEBRUARY 24, 1932 BY FEDERAL RESERVE BANK OF DALLAS OF \$2,500,000 PAR VALUE OF ITS PARTICIPATION IN SYSTEM ACCOUNT

Feb. 24	*Cert. of Ind.	75,000	555,000	80,000	108,500	-0-	-0-	132,000	44,000	-0-	-0-	994,500	-0-	994,500
	*Treas. Notes	18,000	134,500	19,000	26,000	-0-	-0-	31,500	10,500	-0-	-0-	239,500	-0-	239,500
	*L/L Bonds	75,500	562,000	81,000	109,500	-0-	-0-	133,500	44,500	-0-	-0-	1,006,000	-0-	1,006,000
	*Treas. Bills	19,500	145,000	21,000	28,500	-0-	-0-	34,500	11,500	-0-	-0-	260,000	-0-	260,000
	TOTALS	\$188,000	\$1,396,500	\$201,000	\$272,500	-0-	-0-	\$331,500	\$110,500	-0-	-0-	\$2,500,000 ✓	-0-	\$2,500,000

Red figures indicate amounts sold.

*These securities were taken over by the Federal Reserve Bank of New York on February 24, 1932 and reapportioned to participating Federal reserve banks on February 25, 1932 and February 26, 1932.

DECLASSIFIED
Authority E.O. 12958

FEB 5 1932

sc

FEDERAL RESERVE BANK
OF NEW YORK

333,344-2

February 4, 1932

Mr. E. L. Smead,
Chief, Division of Bank Operations,
Federal Reserve Board,
Washington, D. C.

Dear Mr. Smead:

In accordance with your standing instructions, we are enclosing a statement showing purchases of Government securities for the System Account and their apportionment to Federal reserve banks during the month of January, 1932.

Very truly yours,



W. B. Matteson
Assistant Deputy Governor

Encl. (1)

STATEMENT SHOWING PURCHASES OF GOVERNMENT SECURITIES FOR THE FEDERAL RESERVE SYSTEM AND THEIR APPORTIONMENT TO FEDERAL RESERVE BANKS DURING THE MONTH OF JANUARY, 1932

CERTIFICATES OF INDEBTEDNESS

Date of Purchases	Source of Purchase	Boston	New York	Philadelphia	Cleveland	Richmond	Atlanta	Chicago	St. Louis	Minneapolis	Kan. City	Dallas	San Fran.	Totals
Jan. 8	Market	\$ 195,500	\$ 524,000	\$ 184,500	\$ 244,000	\$ 32,000	\$ 44,000	\$ 303,500	\$ 96,500	\$ 70,500	\$ 66,000	\$ 70,000	\$ 169,500	\$ 2,000,000 ✓
14	"	98,000	262,000	92,000	122,000	16,000	22,000	151,500	48,500	35,500	33,000	35,000	84,500	1,000,000 ✓
25	"	489,000	1,310,500	461,000	609,500	80,000	110,000	758,500	241,500	176,500	164,500	175,500	423,500	5,000,000 ✓
	TOTALS	\$ 782,500	\$2,096,500	\$ 737,500	\$ 975,500	\$ 128,000	\$ 176,000	\$1,213,500	\$ 386,500	\$ 282,500	\$ 263,500	\$ 280,500	\$ 677,500	\$ 8,000,000

TREASURY NOTES

Jan. 19	Market	293,500	786,500	276,500	366,000	48,000	66,000	455,000	145,000	106,000	98,500	105,000	254,000	3,000,000 ✓
" 25	"	1,125,000	3,014,000	1,060,500	1,402,000	184,500	253,000	1,744,500	555,500	406,000	378,000	403,000	974,000	11,500,000 ✓
" 27	"	195,500	524,000	184,500	244,000	32,000	44,000	303,500	96,500	70,500	66,000	70,000	169,500	2,000,000 ✓
" 28	"	782,500	2,097,000	738,000	975,000	128,000	176,000	1,213,500	386,500	282,500	263,000	280,500	677,500	8,000,000 ✓
	TOTALS	\$2,396,500	\$6,421,500	\$2,259,500	\$2,987,000	\$ 392,500	\$539,000	\$3,716,500	\$1,183,500	\$865,000	\$805,500	\$858,500	\$2,075,000	\$24,500,000

TREASURY BILLS

Jan. 13	Market	195,500	524,000	184,500	244,000	32,000	44,000	303,500	96,500	70,500	66,000	70,000	169,500	2,000,000 ✓
15	"	489,000	1,310,500	461,000	609,500	80,000	110,000	758,500	241,500	176,500	164,500	175,500	423,500	5,000,000 ✓
25	"	146,500	393,000	138,500	183,000	24,000	33,000	227,500	72,500	53,000	49,500	52,500	127,000	1,500,000 ✓
	TOTALS	\$831,000	\$2,227,500	\$784,000	\$1,036,500	\$136,000	\$187,000	\$1,289,500	\$410,500	\$300,000	\$280,000	\$298,000	\$720,000	\$8,500,000

TEMPORARY SALE ON JANUARY 5, 1932 BY THE FEDERAL RESERVE BANK OF RICHMOND OF \$15,000,000 PAR VALUE OF ITS PARTICIPATION IN SYSTEM ACCOUNT

Jan. 5	*Cert. of Ind.	-0-	3,739,000	491,000	633,000	6,001,500	-0-	823,500	315,000	-0-	-0-	-0-	-0-	6,001,500
	*Treas. Notes	-0-	275,000	36,000	46,500	441,000	-0-	60,500	23,000	-0-	-0-	-0-	-0-	441,000
	*L/L Bonds	-0-	3,825,000	502,000	648,000	6,140,000	-0-	842,500	322,500	-0-	-0-	-0-	-0-	6,140,000
	*Treas. Bills	-0-	1,506,000	198,000	255,000	2,417,500	-0-	331,500	127,000	-0-	-0-	-0-	-0-	2,417,500
	TOTALS	-0-	\$9,345,000	\$1,227,000	\$1,582,500	\$15,000,000	-0-	\$2,058,000	\$ 787,500	-0-	-0-	-0-	-0-	\$15,000,000

*These securities were taken over by the Federal Reserve Bank of New York on December 31, 1931 and January 2, 1932 and reapportioned to the participating Federal reserve banks on January 5, 1932.

Red figures indicate amounts sold.

Reproduced from the Unclassified / Declassified Holdings of the National Archives

DECLASSIFIED
Authority E.O. 12958

410c

DECLASSIFIED
Authority E.O. 12958

Handwritten initials and scribbles

Handwritten flourish

Division of Bank Operations III

FEDERAL RESERVE BANK
OF NEW YORK

333,344-2

January 6, 1932

Mr. E. L. Smead,
Chief, Division of Bank Operations,
Federal Reserve Board,
Washington, D. C.

Dear Mr. Smead:

In accordance with your standing instructions,
we are enclosing a statement showing purchases of Govern-
ment securities for the System Account and their appor-
tionment to Federal reserve banks during the month of
December, 1931.

Very truly yours,

Handwritten signature of W. B. Matteson

W. B. Matteson
Assistant Deputy Governor

Encl. (1)

STATEMENT SHOWING PURCHASES OF GOVERNMENT SECURITIES FOR THE FEDERAL RESERVE SYSTEM AND THEIR APPOINTMENT TO FEDERAL RESERVE BANKS DURING THE MONTH OF DECEMBER, 1931

CERTIFICATES OF INDEBTEDNESS

Date of Purchases	Source of Purchases	Boston	New York	Philadelphia	Cleveland	Richmond	Atlanta	Chicago	St. Louis	Minneapolis	Kansas City	Dallas	San Fran.	Totals
Dec. 15	Market	\$ 5,457,000	\$10,686,500	\$ 4,618,000	\$ 6,121,500	\$2,665,000	\$1,424,000	\$ 7,573,000	\$2,611,000	\$ 1,971,500	\$1,835,500	\$1,714,500	\$ 4,322,500	\$ 51,000,000 ✓
" 16	"	5,195,000	10,173,000	4,396,500	5,827,500	2,537,000	1,356,000	7,209,500	2,485,500	1,876,500	1,747,500	1,632,500	4,115,000	48,551,500 ✓
" 21	"	-0-	9,720,000	1,240,000	1,600,000	-0-	-0-	2,080,000	-0-	-0-	-0-	-0-	1,360,000	16,000,000 ✓
" 22	"	-0-	17,921,000	2,286,500	2,950,000	-0-	-0-	3,835,000	-0-	-0-	-0-	-0-	2,507,500	29,500,000 ✓
	TOTALS	\$10,652,000	\$48,500,500	\$12,541,000	\$16,499,000	\$5,202,000	\$2,780,000	\$20,697,500	\$5,096,500	\$ 3,848,000	\$3,583,000	\$3,347,000	\$12,305,000	\$145,051,500

TREASURY NOTES

Dec. 16	Market	1,123,500	2,200,000	951,500	1,260,000	548,500	293,000	1,559,000	537,500	406,000	378,000	353,000	890,000	10,500,000 ✓
" 21	"	-0-	911,500	116,000	150,000	-0-	-0-	195,000	-0-	-0-	-0-	-0-	127,500	1,500,000 ✓
" 22	"	310,500	2,477,000	502,500	658,000	151,500	81,000	833,500	148,500	112,500	104,500	111,500	509,000	6,000,000 ✓
" 29	"	195,000	487,500	179,500	237,500	85,000	51,000	295,000	93,500	70,500	66,000	70,000	169,500	2,000,000 ✓
	TOTALS	\$1,629,000	\$ 6,076,000	\$1,749,500	\$ 2,305,500	\$ 785,000	\$ 425,000	\$ 2,882,500	\$ 779,500	\$ 589,000	\$ 548,500	\$ 534,500	\$ 1,696,000	\$20,000,000

LIBERTY LOAN BONDS

Dec. 7	Market	107,000	209,500	90,500	120,000	52,500	28,000	148,500	51,000	38,500	36,000	33,500	85,000	1,000,000 ✓
" 15	New York Portfolio	-0-	250	-0-	-0-	-0-	-0-	-0-	-0-	-0-	-0-	-0-	-0-	250 ✓
	TOTALS	\$107,000	\$209,750	\$90,500	\$120,000	\$52,500	\$28,000	\$148,500	\$51,000	\$38,500	\$36,000	\$33,500	\$85,000	\$1,000,250

TREASURY BILLS

Dec. 1	Market	214,000	430,500	181,000	240,000	104,500	56,000	297,000	102,500	77,500	72,000	55,500	169,500	2,000,000 ✓
" 3	"	160,500	314,500	136,000	180,000	78,500	42,000	222,500	76,500	58,000	54,000	50,500	127,000	1,500,000 ✓
" 7	"	107,000	209,500	90,500	120,000	52,500	28,000	148,500	51,000	38,500	36,000	33,500	85,000	1,000,000 ✓
" 30	"	590,000	1,495,500	543,000	718,500	257,000	133,000	893,000	283,000	213,500	199,000	212,000	512,500	6,050,000 ✓
	TOTALS	\$1,071,500	\$ 2,450,000	\$ 950,500	\$1,258,500	\$ 492,500	\$259,000	\$ 1,561,000	\$ 513,000	\$ 387,500	\$361,000	\$351,500	\$894,000	\$10,550,000

REPURCHASE BY FEDERAL RESERVE BANK OF DALLAS ON DECEMBER 1, 1931 OF \$3,000,000 PAR VALUE OF ITS PARTICIPATION IN SYSTEM ACCOUNT

Dec. 1	Cert. of Ind. Treasury Notes	-0-	1,342,000	-0-	-0-	-0-	-0-	-0-	-0-	-0-	-0-	1,342,000	-0-	1,342,000
	Liberty Loan Bonds	-0-	-0-	-0-	-0-	-0-	-0-	-0-	-0-	-0-	-0-	-0-	-0-	-0-
	Treasury Bills	-0-	1,205,500	-0-	-0-	-0-	-0-	-0-	-0-	-0-	-0-	1,205,500	-0-	1,205,500
	TOTALS	-0-	\$3,000,000	-0-	-0-	-0-	-0-	-0-	-0-	-0-	-0-	\$3,000,000	-0-	\$3,000,000 ✓

REPURCHASE BY FEDERAL RESERVE BANK OF DALLAS ON DECEMBER 19, 1931 OF \$2,000,000 PAR VALUE OF ITS PARTICIPATION IN SYSTEM ACCOUNT

Dec. 19	Cert. of Ind. Treasury Notes	-0-	894,500	-0-	-0-	-0-	-0-	-0-	-0-	-0-	-0-	894,500	-0-	894,500
	Liberty Loan Bonds	-0-	804,000	-0-	-0-	-0-	-0-	-0-	-0-	-0-	-0-	804,000	-0-	804,000
	Treasury Bills	-0-	301,500	-0-	-0-	-0-	-0-	-0-	-0-	-0-	-0-	301,500	-0-	301,500
	TOTALS	-0-	\$2,000,000	-0-	-0-	-0-	-0-	-0-	-0-	-0-	-0-	\$2,000,000	-0-	\$2,000,000 ✓

(SEE FOLLOWING SHEET)

REPURCHASE BY FEDERAL RESERVE BANK OF DALLAS ON DECEMBER 21, 1931 OF \$500,000 PAR VALUE OF ITS PARTICIPATION IN SYSTEM ACCOUNT

	Boston	New York	Philadelphia	Cleveland	Richmond	Atlanta	Chicago	St. Louis	Minneapolis	Kansas City	Dallas	San Fran.	Totals
Dec. 21 Cert. of Ind.	35,000	129,500	18,500	23,500	-0-	-0-	-0-	-0-	-0-	-0-	226,500	20,000	226,500
Treasury Notes	500	1,000	-0-	-0-	-0-	-0-	-0-	-0-	-0-	-0-	1,500	-0-	1,500
Liberty Loan Bonds	31,000	115,000	16,500	21,000	-0-	-0-	-0-	-0-	-0-	-0-	201,000	17,500	201,000
Treasury Bills	11,000	40,500	6,000	7,500	-0-	-0-	-0-	-0-	-0-	-0-	71,000	6,000	71,000
TOTALS	\$77,500	\$286,000	\$41,000	\$52,000	-0-	-0-	-0-	-0-	-0-	-0-	\$500,000	\$43,500	\$500,000 ✓

TEMPORARY SALE ON DECEMBER 24, 1931 BY FEDERAL RESERVE BANK OF RICHMOND OF \$3,000,000 PAR VALUE OF ITS PARTICIPATION IN SYSTEM ACCOUNT

Dec. 24 *Cert. of Ind.	-0-	807,000	98,000	126,000	1,195,000	-0-	164,000	-0-	-0-	-0-	-0-	-0-	1,195,000
*Treas. Notes	-0-	51,500	6,500	8,000	76,500	-0-	10,500	-0-	-0-	-0-	-0-	-0-	76,500
*Liberty Loan Bonds	-0-	818,500	99,000	128,000	1,211,500	-0-	166,000	-0-	-0-	-0-	-0-	-0-	1,211,500
*Treasury Bills	-0-	349,500	42,000	54,500	517,000	-0-	71,000	-0-	-0-	-0-	-0-	-0-	517,000
TOTALS	-0-	\$2,026,500	\$245,500	\$316,500	\$3,000,000 ✓	-0-	\$411,500	-0-	-0-	-0-	-0-	-0-	\$ 3,000,000

*These securities were taken over by the Federal Reserve Bank of New York on December 23, 1931 and reapportioned to the participating Federal reserve banks under date of December 24, 1931.

TEMPORARY SALE ON DECEMBER 30, 1931 BY THE FEDERAL RESERVE BANK OF ATLANTA OF \$2,000,000 PAR VALUE OF ITS PARTICIPATION IN SYSTEM ACCOUNT

Dec. 30 *Cert. of Ind.	60,000	433,500	64,500	83,000	-0-	789,500	107,000	41,500	-0-	-0-	-0-	-0-	789,500
*Treas. Notes	4,500	32,000	4,500	6,000	-0-	58,000	8,000	3,000	-0-	-0-	-0-	-0-	58,000
*Liberty Loan Bonds	61,500	444,000	65,500	84,500	-0-	808,000	110,000	42,500	-0-	-0-	-0-	-0-	808,000
*Treasury Bills	26,000	189,500	28,000	36,000	-0-	344,500	47,000	18,000	-0-	-0-	-0-	-0-	344,500
TOTALS	\$152,000	\$1,099,000	\$162,500	\$209,500	-0-	\$2,000,000 ✓	\$272,000	\$105,000	-0-	-0-	-0-	-0-	\$2,000,000

*These securities were taken over by the Federal Reserve Bank of New York on December 29, 1931 and reapportioned to the participating Federal reserve banks under date of December 30, 1931.

TEMPORARY SALE ON DECEMBER 31, 1931 BY THE FEDERAL RESERVE BANK OF RICHMOND OF \$5,000,000 PAR VALUE OF ITS PARTICIPATION IN SYSTEM ACCOUNT

Dec. 31 *Cert. of Ind.	-0-	2,000,500	-0-	-0-	2,000,500	-0-	-0-	-0-	-0-	-0-	-0-	-0-	2,000,500
*Treasury Notes	-0-	147,000	-0-	-0-	147,000	-0-	-0-	-0-	-0-	-0-	-0-	-0-	147,000
*Liberty Loan Bonds	-0-	2,046,500	-0-	-0-	2,046,500	-0-	-0-	-0-	-0-	-0-	-0-	-0-	2,046,500
*Treasury Bills	-0-	806,000	-0-	-0-	806,000	-0-	-0-	-0-	-0-	-0-	-0-	-0-	806,000
TOTALS	-0-	\$5,000,000	-0-	-0-	\$5,000,000 ✓	-0-	-0-	-0-	-0-	-0-	-0-	-0-	\$5,000,000

*These securities were taken over by the Federal Reserve Bank of New York on December 31, 1931 and reapportioned to the participating Federal reserve banks under date of January 5, 1932.

NOTE: Red figures indicate amounts sold.

<i>Certificates</i>	60000	3241000	162500	209000	271000	415000	2463000	6448000
<i>Treasury notes</i>	4500	230500	11000	147000	18500	3000	1500	283000
<i>Liberty Loan Bonds</i>	61500	2309750	164500	212500	276000	425000	2210500	6276750
<i>Treasury Bills</i>	26000	1345000	70000	90500	118000	18000	825000	2492000
TOTALS	152000 ✓	8,125,950 ✓	408000	526000	683500	105000	5,500,000	15,500,250 ✓

DECLASSIFIED
Authority E.O. 12958

Division of Bank Operations File

van

l

REC'D SA. DEPT. DEC 7 1931
333,344-2

FEDERAL RESERVE BANK
OF NEW YORK

December 5, 1931

Mr. E. L. Smead,
Chief, Division of Bank Operations,
Federal Reserve Board,
Washington, D. C.

Dear Mr. Smead:

In accordance with your standing instructions, we are enclosing a statement showing purchases of Government securities for the System Account and their apportionment to Federal reserve banks during the month of November, 1931.

Very truly yours,

W. B. Matteson

W. B. Matteson
Assistant Deputy Governor

Encl. (1)

REPURCHASE BY FEDERAL RESERVE BANK OF DALLAS OF \$2,500,000 PAR VALUE OF ITS PARTICIPATION IN SYSTEM ACCOUNT ON NOVEMBER 19, 1931

Date of Purchase	Boston	New York	Philadelphia	Cleveland	Richmond	Atlanta	Chicago	St. Louis	Minneapolis	Kan. City	Dallas	San Fran.	Totals
Nov. 19													
Cert. of Ind.	\$ 118,500	\$ 437,000	\$ 135,000	-0-	-0-	-0-	\$ 220,500	\$ 51,000	-0-	-0-	1,096,500	\$ 134,500	\$ 1,096,500
Treas. Notes	1,000	3,500	1,000	-0-	-0-	-0-	2,000	500	-0-	-0-	9,500	1,500	9,500
Liberty Loan Bonds	94,500	348,500	107,500	-0-	-0-	-0-	176,000	40,500	-0-	-0-	874,500	107,500	874,500
Treasury Bills	56,000	207,000	64,000	-0-	-0-	-0-	104,500	24,000	-0-	-0-	519,500	64,000	519,500
TOTALS	\$ 270,000	\$ 996,000	\$ 307,500	-0-	-0-	-0-	\$ 503,000	\$ 116,000	-0-	-0-	\$2,500,000	\$ 307,500	\$ 2,500,000

REPURCHASE BY FEDERAL RESERVE BANK OF DALLAS OF \$2,500,000 PAR VALUE OF ITS PARTICIPATION IN SYSTEM ACCOUNT ON NOVEMBER 27, 1931

Nov. 27													
Cert. of Ind.	118,500	437,000	134,500	-0-	-0-	-0-	220,500	51,000	-0-	-0-	1,096,500	135,000	1,096,500
Treas. Notes	1,000	4,000	1,500	-0-	-0-	-0-	2,000	500	-0-	-0-	10,000	1,000	10,000
Liberty Loan Bonds	94,500	348,500	107,500	-0-	-0-	-0-	175,500	41,000	-0-	-0-	874,000	107,000	874,000
Treasury Bills	56,000	207,500	63,500	-0-	-0-	-0-	104,500	24,000	-0-	-0-	519,500	64,000	519,500
TOTALS	\$270,000	\$997,000	\$307,000	-0-	-0-	-0-	\$502,500	\$116,500	-0-	-0-	\$2,500,000	\$307,000	\$2,500,000

Red figures indicate amounts sold.

1435
 10965
 10965
 3.628.000

 534
 8745
 874
 248.25

 449
 5195
 5195
 1488.

DECLASSIFIED
Authority E.O. 12958

RECORDED NOV 10 1931

INDEXED

333.344-2

sf

FEDERAL RESERVE BANK
OF NEW YORK

November 9, 1931

Mr. E. L. Smead,
Chief, Division of Bank Operations,
Federal Reserve Board,
Washington, D. C.

Dear Mr. Smead:

In accordance with your standing instructions,
we are enclosing a statement showing purchases of Govern-
ment securities for the System Account and their appor-
tionment to Federal reserve banks during the month of
October, 1931.

Very truly yours,



W. B. Matteson
Assistant Deputy Governor

Encl.

STATEMENT SHOWING PURCHASES OF GOVERNMENT SECURITIES FOR THE FEDERAL RESERVE SYSTEM AND THEIR APPORTIONMENT TO FEDERAL RESERVE BANKS DURING THE MONTH OF OCTOBER, 1931

CERTIFICATES OF INDEBTEDNESS

Date of Purchases	Source of Purchases	Boston	New York	Philadelphia	Cleveland	Richmond	Atlanta	Chicago	St. Louis	Minneapolis	Kansas City	Dallas	San Fran.	Totals
Oct. 8	Market	\$ 516,000	\$ 947,500	\$ 441,500	\$ 592,000	\$ 290,000	\$ 188,500	\$ 732,500	\$ 259,500	\$ 193,500	\$ 276,500	\$ 144,000	\$ 418,500	\$ 5,000,000
13	"	309,500	653,500	265,000	355,000	174,000	113,000	439,000	155,500	116,000	108,500	58,000	251,000	2,998,000
	TOTALS	\$ 825,500	\$ 1,601,000	\$ 706,500	\$ 947,000	\$ 464,000	\$ 301,500	\$ 1,171,500	\$ 415,000	\$ 309,500	\$ 385,000	\$ 202,000	\$ 669,500	\$ 7,998,000

TREASURY NOTES

Oct. 15	Market	188,500	406,500	160,000	211,000	103,000	67,000	265,500	92,500	69,000	30,500	34,500	152,000	1,780,000
---------	--------	---------	---------	---------	---------	---------	--------	---------	--------	--------	--------	--------	---------	-----------

LIBERTY LOAN BONDS

Oct. 6	Market	2,540,000	4,662,500	2,175,000	2,913,500	1,427,000	928,000	3,606,000	1,277,000	951,500	1,362,500	710,000	2,060,000	24,614,000
--------	--------	-----------	-----------	-----------	-----------	-----------	---------	-----------	-----------	---------	-----------	---------	-----------	------------

TREASURY BILLS

Oct. 1	Market	175,500	322,000	150,000	201,500	98,500	64,000	249,000	88,000	66,000	94,000	49,000	142,500	1,700,000
2	"	103,000	189,500	88,500	118,500	58,000	37,500	146,500	52,000	38,500	55,500	29,000	83,500	1,000,000
7	"	722,500	1,326,000	618,500	828,500	406,000	264,000	1,025,500	363,000	270,500	387,500	202,000	586,000	7,000,000
8	"	516,000	947,500	441,500	592,000	290,000	188,500	732,500	259,500	193,500	276,500	144,000	418,500	5,000,000
13	"	201,500	425,500	172,500	231,000	113,000	73,500	286,000	101,500	75,500	71,000	37,500	163,500	1,952,000
15	"	212,000	456,500	180,000	236,500	116,000	75,500	298,500	104,000	77,500	34,500	38,500	170,500	2,000,000
	TOTALS	\$1,930,500	\$3,667,000	\$ 1,651,000	\$ 2,208,000	\$1,081,500	\$ 703,000	\$2,738,000	\$ 968,000	\$ 721,500	\$ 919,000	\$ 500,000	\$1,564,500	\$ 18,652,000

TEMPORARY PURCHASE BY FEDERAL RESERVE BANK OF NEW YORK OF \$5,000,000 PAR VALUE OF FEDERAL RESERVE BANK OF DALLAS' PARTICIPATION IN SYSTEM ACCOUNT ON OCTOBER 9, 1931

Oct. 9	Cert. of Ind.	-0-	2,236,500	-0-	-0-	-0-	-0-	-0-	-0-	-0-	-0-	-0-	-0-	2,236,500	-0-	2,236,500
	Treasury Notes	-0-	-0-	-0-	-0-	-0-	-0-	-0-	-0-	-0-	-0-	-0-	-0-	2,236,500	-0-	2,236,500
	Liberty Loan Bonds	-0-	2,009,500	-0-	-0-	-0-	-0-	-0-	-0-	-0-	-0-	-0-	-0-	-0-	-0-	-0-
	Treasury Bills	-0-	754,000	-0-	-0-	-0-	-0-	-0-	-0-	-0-	-0-	-0-	-0-	2,009,500	-0-	2,009,500
	TOTALS	-0-	\$5,000,000	-0-	-0-	-0-	-0-	-0-	-0-	-0-	-0-	-0-	-0-	\$5,000,000	-0-	\$5,000,000

APPORTIONMENT TO PARTICIPATING FEDERAL RESERVE BANKS ON OCTOBER 13, 1931 OF \$10,000,000 PAR VALUE OF FEDERAL RESERVE BANK OF KANSAS CITY'S PARTICIPATION IN SYSTEM ACCOUNT TAKEN OVER FROM THEM TEMPORARILY ON OCTOBER 10, 1931 BY FEDERAL RESERVE BANK OF NEW YORK

Oct. 13	Cert. of Ind.	653,500	2,411,000	378,500	-0-	-0-	-0-	-0-	-0-	-0-	4,472,500	-0-	390,500	-0-	-0-	500
	Treasury Notes	-0-	500	-0-	-0-	-0-	-0-	-0-	-0-	-0-	500	-0-	-0-	-0-	-0-	500
	Liberty Loan Bonds	587,000	2,167,000	340,500	-0-	-0-	-0-	574,000	-0-	-0-	4,019,500	-0-	351,000	-0-	-0-	4,019,500
	Treasury Bills	220,500	812,500	127,500	-0-	-0-	-0-	215,500	-0-	-0-	1,507,500	-0-	131,500	-0-	-0-	1,507,500
	TOTALS	\$1,461,000	\$5,391,000	\$ 846,500	-0-	-0-	-0-	\$1,428,500	-0-	-0-	\$10,000,000	-0-	\$873,000	-0-	-0-	\$10,000,000

APPORTIONMENT TO PARTICIPATING FEDERAL RESERVE BANKS ON OCTOBER 16, 1931 OF \$10,000,000 PAR VALUE OF FEDERAL RESERVE BANK OF KANSAS CITY'S PARTICIPATION IN SYSTEM ACCOUNT TAKEN OVER TEMPORARILY FROM THEM ON OCTOBER 14, 1931 BY FEDERAL RESERVE BANK OF NEW YORK

Oct. 16	Cert. of Ind.	-0-	2,612,500	383,500	479,000	-0-	-0-	647,500	-0-	-0-	4,530,000	-0-	407,500	-0-	-0-	4,530,000
	Treasury Notes	-0-	500	-0-	-0-	-0-	-0-	-0-	-0-	-0-	500	-0-	-0-	-0-	-0-	500
	Liberty Loan Bonds	-0-	2,318,000	340,500	425,500	-0-	-0-	574,000	-0-	-0-	4,019,500	-0-	361,500	-0-	-0-	4,019,500
	Treasury Bills	-0-	836,500	122,500	153,500	-0-	-0-	207,000	-0-	-0-	1,450,000	-0-	130,500	-0-	-0-	1,450,000
	TOTALS	-0-	\$ 5,767,500	\$ 846,500	\$1,058,000	-0-	-0-	\$1,428,500	-0-	-0-	\$10,000,000	-0-	\$ 899,500	-0-	-0-	\$10,000,000

(SEE FOLLOWING SHEET)

APPORTIONMENT TO PARTICIPATING FEDERAL RESERVE BANKS ON OCTOBER 19, 1931 OF \$3,000,000 OF \$10,000,000 PAR VALUE OF FEDERAL RESERVE BANK OF RICHMOND'S PARTICIPATION IN SYSTEM ACCOUNT TEMPORARILY TAKEN OVER FROM THEM ON OCTOBER 15, 1931 BY THE FEDERAL RESERVE BANK OF NEW YORK. THE BALANCE OF \$7,000,000 TAKEN OVER TEMPORARILY BY THE FEDERAL RESERVE BANK OF NEW YORK ON OCTOBER 15, 1931 WAS REPURCHASED BY THE FEDERAL RESERVE BANK OF RICHMOND ON OCTOBER 19, 1931

Date of Purchases	Boston	New York	Philadelphia	Cleveland	Richmond	Atlanta	Chicago	St.Louis	Minneapolis	Kansas City	Dallas	San Fran.	Totals
Oct. 19	Cert. of Ind. \$ 103,500	\$ 875,500	\$ 114,500	\$ 143,500	\$1,359,000	-0-	-0-	-0-	-0-	-0-	-0-	\$ 122,000	\$ 1,359,000
	Treasury Notes 1,000	6,000	1,000	1,000	10,000	-0-	-0-	-0-	-0-	-0-	-0-	1,000	10,000
	Liberty Loan Bonds 92,500	776,500	102,000	127,000	1,206,000	-0-	-0-	-0-	-0-	-0-	-0-	108,000	1,206,000
	Treasury Bills 32,500	273,500	36,000	45,000	425,000	-0-	-0-	-0-	-0-	-0-	-0-	38,000	425,000
	TOTALS	\$ 229,500	\$1,931,500	\$ 253,500	\$ 316,500	\$3,000,000	-0-	-0-	-0-	-0-	-0-	\$ 269,000	\$ 3,000,000

APPORTIONMENT TO PARTICIPATING FEDERAL RESERVE BANKS ON OCTOBER 19, 1931 OF \$3,000,000 OF \$5,000,000 PAR VALUE OF FEDERAL RESERVE BANK OF MINNEAPOLIS' PARTICIPATION IN SYSTEM ACCOUNT TEMPORARILY TAKEN OVER FROM THEM ON OCTOBER 16, 1931 BY THE FEDERAL RESERVE BANK OF NEW YORK. THE BALANCE OF \$2,000,000 TAKEN OVER TEMPORARILY BY THE FEDERAL RESERVE BANK OF NEW YORK ON OCTOBER 16, 1931 WAS REPURCHASED BY THE FEDERAL RESERVE BANK OF MINNEAPOLIS ON OCTOBER 19, 1931

Oct. 19	Cert. of Ind. 102,000	885,500	112,500	140,000	-0-	-0-	-0-	-0-	1,359,000	-0-	-0-	119,000	1,359,000
	Treasury Notes 500	7,500	500	1,000	-0-	-0-	-0-	-0-	10,500	-0-	-0-	1,000	10,500
	Liberty Loan Bonds 90,000	786,000	99,500	124,500	-0-	-0-	-0-	-0-	1,205,500	-0-	-0-	105,500	1,205,500
	Treasury Bills 31,500	277,000	35,000	44,000	-0-	-0-	-0-	-0-	425,000	-0-	-0-	37,500	425,000
	TOTALS	\$224,000	\$1,956,000	\$247,500	\$ 309,500	-0-	-0-	-0-	\$3,000,000	-0-	-0-	\$ 263,000	\$3,000,000

REPURCHASE BY FEDERAL RESERVE BANK OF KANSAS CITY ON OCTOBER 17, 1931 OF \$10,000,000 PAR VALUE OF THEIR PARTICIPATION IN SYSTEM ACCOUNT WHICH WAS TEMPORARILY TAKEN OVER FROM THEM ON OCTOBER 14, 1931

Oct. 17	Cert. of Ind. -0-	2,612,500	383,500	479,000	-0-	-0-	647,500	-0-	-0-	4,530,000	-0-	407,500	4,530,000
	Treasury Notes -0-	500	-0-	-0-	-0-	-0-	-0-	-0-	-0-	500	-0-	-0-	500
	Liberty Loan Bonds -0-	2,318,000	340,500	425,500	-0-	-0-	574,000	-0-	-0-	4,019,500	-0-	361,500	4,019,500
	Treasury Bills -0-	836,500	122,500	153,500	-0-	-0-	207,000	-0-	-0-	1,450,000	-0-	130,500	1,450,000
	TOTALS	-0-	\$5,767,500	\$ 846,500	\$1,058,000	-0-	-0-	\$1,428,500	-0-	-0-	\$10,000,000	\$899,500	\$10,000,000

APPORTIONMENT TO PARTICIPATING FEDERAL RESERVE BANKS ON OCTOBER 20, 1931 OF \$3,000,000 PAR VALUE OF FEDERAL RESERVE BANK OF DALLAS' PARTICIPATION IN SYSTEM ACCOUNT TEMPORARILY TAKEN OVER FROM THEM ON OCTOBER 19, 1931 BY FEDERAL RESERVE BANK OF NEW YORK

Oct. 20	Cert. of Ind. 210,500	776,000	112,500	140,500	-0-	-0-	-0-	-0-	-0-	-0-	1,359,000	119,500	1,359,000
	Treasury Notes 1,500	6,000	1,000	1,000	-0-	-0-	-0-	-0-	-0-	-0-	10,500	1,000	10,500
	Liberty Loan Bonds 186,500	689,000	99,500	124,500	-0-	-0-	-0-	-0-	-0-	-0-	1,205,500	106,000	1,205,500
	Treasury Bills 66,000	243,000	35,000	44,000	-0-	-0-	-0-	-0-	-0-	-0-	425,000	37,000	425,000
	TOTALS	\$ 464,500	\$1,714,000	\$ 248,000	\$ 310,000	-0-	-0-	-0-	-0-	-0-	\$3,000,000	\$263,500	\$3,000,000

APPORTIONMENT TO PARTICIPATING FEDERAL RESERVE BANKS ON OCTOBER 27, 1931 OF \$5,000,000 PAR VALUE OF FEDERAL RESERVE BANK OF ATLANTA'S PARTICIPATION IN SYSTEM ACCOUNT TEMPORARILY TAKEN OVER FROM THEM ON OCTOBER 27, 1931

Oct. 27	Cert. of Ind. 265,000	1,018,000	292,500	236,500	-0-	2,265,000	453,000	-0-	-0-	-0-	-0-	-0-	2,265,000
	Treasury Notes 2,000	7,500	2,000	2,000	-0-	17,000	3,500	-0-	-0-	-0-	-0-	-0-	17,000
	Liberty Loan Bonds 235,000	903,500	259,500	210,000	-0-	2,010,000	402,000	-0-	-0-	-0-	-0-	-0-	2,010,000
	Treasury Bills 83,000	318,500	91,500	73,500	-0-	708,000	141,500	-0-	-0-	-0-	-0-	-0-	708,000
	TOTALS	\$585,000	\$2,247,500	\$ 645,500	\$ 522,000	\$5,000,000	\$1,000,000	-0-	-0-	-0-	-0-	-0-	\$5,000,000

DECLASSIFIED
Authority E.O. 12958

Smead

Division of Bank Operations File
REC'D - BK. OP. OCT 1 1931

FEDERAL RESERVE BANK
OF NEW YORK

333,344-2

October 8, 1931.

Mr. E. L. Smead,
Chief, Division of Bank Operations,
Federal Reserve Board,
Washington, D. C.

Dear Mr. Smead:

In accordance with your standing instructions,
we are enclosing a statement showing purchases of govern-
ment securities for the System Account and their apportion-
ment to Federal reserve banks during the month of September,
1931.

Very truly yours,
W. B. Matteson

W. B. Matteson
Assistant Deputy Governor

Encl.

STATEMENT SHOWING PURCHASES OF GOVERNMENT SECURITIES FOR THE FEDERAL RESERVE SYSTEM AND THEIR APPORTIONMENT TO FEDERAL RESERVE BANKS DURING THE MONTH OF SEPTEMBER, 1931

CERTIFICATES OF INDEBTEDNESS

Date of Purchase	Source of Purchase	Boston	New York	Philadelphia	Cleveland	Richmond	Atlanta	Chicago	St. Louis	Minneapolis	Kan. City	Dallas	San Fran.	Totals
Sept. 4	Market	\$ 505,000	\$ 907,500	\$ 430,000	\$ 592,000	\$ 289,500	\$ 188,500	\$ 712,500	\$ 254,500	\$ 193,500	\$ 372,000	\$ 144,500	\$ 410,500	\$ 5,000,000
" 8	"	303,000	544,500	258,000	355,000	174,000	113,000	427,500	153,000	116,000	223,500	86,500	246,000	3,000,000
" 9	"	303,000	544,500	258,000	355,000	174,000	113,000	427,500	153,000	116,000	223,500	86,500	246,000	3,000,000
" 11	"	1,212,500	2,178,500	1,032,000	1,420,500	695,500	452,500	1,710,000	611,000	464,000	893,000	346,000	984,500	12,000,000
" 15	"	4,446,000	7,987,500	3,783,500	5,208,500	2,551,000	1,659,000	6,270,000	2,240,500	1,701,000	3,274,500	1,269,500	3,609,000	44,000,000
" 17	"	707,500	1,270,500	602,000	828,500	406,000	264,000	997,500	356,500	270,500	521,000	202,000	574,000	7,000,000
" 28	"	1,960,500	3,600,000	1,679,000	2,249,000	1,101,500	716,500	2,783,500	986,000	734,500	1,051,500	548,000	1,590,000	19,000,000
" 29	"	155,000	284,000	132,500	177,500	87,000	56,500	219,500	78,000	58,000	83,000	43,500	125,500	1,500,000
TOTALS		\$9,592,500	\$17,317,000	\$8,175,000	\$11,186,000	\$5,478,500	\$3,563,000	\$13,548,000	\$4,832,500	\$3,653,500	\$6,642,000	\$2,726,500	\$7,785,500	\$94,500,000

LIBERTY LOAN BONDS

Sept. 9	Market	505,500	907,500	430,000	592,000	290,000	188,500	712,500	254,500	193,000	372,000	144,500	410,000	5,000,000
" 15	"	606,500	1,089,000	516,000	710,500	348,000	226,000	855,000	305,500	232,000	446,500	173,000	492,000	6,000,000
" 16	"	101,000	181,500	86,000	118,500	58,000	37,500	142,500	51,000	38,500	74,500	29,000	82,000	1,000,000
" 23	"	701,500	1,288,500	601,000	805,000	394,000	256,500	996,000	353,000	263,000	376,500	196,000	569,000	6,800,000
" 24	"	1,032,000	1,894,500	883,500	1,184,000	579,500	377,000	1,465,000	519,000	386,500	553,500	288,500	837,000	10,000,000
" 25	"	361,000	663,000	309,000	414,500	203,000	132,000	513,000	181,500	135,500	193,500	101,000	293,000	3,500,000
" 28	"	722,500	1,326,000	618,000	829,000	406,000	264,000	1,025,500	363,000	270,500	387,500	202,000	586,000	7,000,000
TOTALS		\$4,030,000	\$7,350,000	\$3,443,500	\$4,653,500	\$2,278,500	\$1,481,500	\$5,709,500	\$2,027,500	\$1,519,000	\$2,404,000	\$1,134,000	\$3,269,000	\$39,300,000

TREASURY BILLS

Sept. 4	Market	505,500	908,000	430,000	592,000	290,000	188,500	712,500	254,500	193,000	372,000	144,000	410,000	5,000,000
" 15	"	505,000	908,000	429,500	591,500	289,500	188,500	713,000	255,000	193,000	372,000	144,500	410,500	5,000,000
" 23	"	516,000	947,500	442,000	592,000	290,000	188,500	732,500	259,500	193,000	276,500	144,000	418,500	5,000,000
" 30	"	619,000	1,137,000	530,000	710,500	348,000	226,000	879,000	311,500	232,000	332,000	173,000	502,000	6,000,000
TOTALS		\$2,145,500	\$3,900,500	\$1,831,500	\$ 2,486,000	\$1,217,500	\$ 791,500	\$3,037,000	\$1,080,500	\$ 811,000	\$1,352,500	\$ 605,500	\$1,741,000	\$21,000,000

APPORTIONMENT TO PARTICIPATING FEDERAL RESERVE BANKS ON SEPTEMBER 22 and 23, 1931 OF \$10,000,000 OF FEDERAL RESERVE BANK OF KANSAS CITY'S PARTICIPATION IN GOV'T SECURITIES IN SYSTEM ACCOUNT TAKEN OVER TEMPORARILY ON SEPTEMBER 22, 1931

Sept. 22	Cert. of Ind.	391,500	3,293,000	432,000	-0-	-0-	-0-	728,500	256,500	-0-	5,101,500	-0-	-0-	5,101,500
" 22	Treasury Notes	-0-	500	-0-	-0-	-0-	-0-	-0-	-0-	-0-	500	-0-	-0-	500
" 22	Liberty Loan Bonds	235,500	1,980,500	259,500	-0-	-0-	-0-	438,500	154,000	-0-	3,068,000	-0-	-0-	3,068,000
" 22	Treasury Bills	140,500	1,181,000	155,000	-0-	-0-	-0-	261,500	92,000	-0-	1,830,000	-0-	-0-	1,830,000
TOTALS		\$767,500	\$6,455,000	\$ 846,500	-0-	-0-	-0-	\$1,428,500	\$ 502,500	-0-	\$10,000,000	-0-	-0-	\$10,000,000
Sept. 23	Cert. of Ind.	183,500	1,173,000	202,500	-0-	-0-	-0-	341,500	-0-	-0-	-0-	-0-	445,500	1,173,000
" 23	Liberty Loan Bonds	110,000	705,000	121,500	-0-	-0-	-0-	205,500	-0-	-0-	-0-	-0-	268,000	705,000
" 23	Treasury Bills	66,000	420,500	72,500	-0-	-0-	-0-	122,500	-0-	-0-	-0-	-0-	159,500	420,500
TOTALS		\$359,500	\$2,298,500	\$396,500	-0-	-0-	-0-	\$ 669,500	-0-	-0-	-0-	-0-	\$ 873,000	\$2,298,500

Red figures indicate amounts sold.

STATEMENT SHOWING PURCHASES OF GOVERNMENT SECURITIES BY THE FEDERAL RESERVE SYSTEM AND THEIR APPORTIONMENT TO FEDERAL RESERVE BANKS DURING THE MONTH OF AUGUST, 1931

CERTIFICATES OF INDEBTEDNESS

Date of Purchase	Source of Purchase	Boston	New York	Philadelphia	Cleveland	Richmond	Atlanta	Chicago	St. Louis	Minneapolis	Kan. City	Dallas	San Fran.	Totals
Aug. 3	Market	\$ 600,500	\$ 1,066,000	\$ 508,500	\$ 710,000	\$ 348,000	\$ 226,000	\$ 844,000	\$ 303,000	\$ 232,000	\$ 446,500	\$ 230,500	\$ 485,000	\$ 6,000,000
" 7	"	200,000	355,500	169,500	236,500	116,000	75,500	281,000	101,000	77,500	149,000	77,000	161,500	2,000,000
" 19	"	250,000	444,500	212,000	296,000	145,000	94,500	351,500	126,000	96,500	186,000	96,000	202,000	2,500,000
" 27	"	200,000	374,500	169,500	237,000	116,000	75,500	281,000	101,000	77,500	149,000	57,500	161,500	2,000,000
TOTALS		\$1,250,500	\$ 2,240,500	\$1,059,500	\$1,479,500	\$ 725,000	\$ 471,500	\$1,757,500	\$ 631,000	\$ 483,500	\$ 930,500	\$ 461,000	\$1,010,000	\$12,500,000

LIBERTY LOAN BONDS

Aug. 4	Market	200,000	355,500	169,500	236,500	116,000	75,500	281,000	101,000	77,500	149,000	77,000	161,500	2,000,000
" 5	"	100,000	177,500	85,000	118,500	58,000	37,500	140,500	50,500	38,500	74,500	38,500	81,000	1,000,000
" 6	"	300,000	533,000	254,500	355,000	174,000	113,000	422,000	151,500	116,000	223,500	115,000	242,500	3,000,000
" 10	N.Y. Portfolio	100,000	177,500	85,000	118,500	58,000	37,500	140,500	50,500	38,500	74,500	38,500	81,000	1,000,000
" 11	Market	100,000	177,500	85,000	118,500	58,000	37,500	140,500	50,500	38,500	74,500	38,500	81,000	1,000,000
" 12	"	125,000	222,000	106,000	148,000	72,500	47,000	176,000	63,000	48,500	93,000	48,000	101,000	1,250,000
" 17	"	447,500	795,500	379,500	529,500	259,500	168,500	629,000	226,000	173,000	333,000	172,000	362,000	4,475,000
" 18	"	850,000	1,510,500	721,000	1,006,000	493,000	320,500	1,195,000	429,000	328,500	632,500	326,500	687,500	8,500,000
" 19	"	400,000	711,000	339,000	473,500	232,000	151,000	562,500	202,000	154,500	297,500	153,500	323,500	4,000,000
" 20	"	1,200,000	2,133,000	1,017,500	1,420,500	695,500	452,500	1,687,000	606,000	464,000	893,000	460,500	970,500	12,000,000
" 21	"	1,350,500	2,399,500	1,145,000	1,598,000	782,500	509,000	1,898,000	681,500	522,000	1,004,500	518,000	1,091,500	13,500,000
" 25	"	100,000	177,500	85,000	118,500	58,000	37,500	140,500	50,500	38,500	74,500	38,500	81,000	1,000,000
TOTALS		\$5,273,000	\$ 9,370,000	\$ 4,472,000	\$6,241,000	\$3,057,000	\$1,987,000	\$ 7,412,500	\$2,662,000	\$2,038,000	\$3,924,000	\$2,024,500	\$4,264,000	\$52,725,000
<i>Total market</i>		<i>5,173,000</i>	<i>9,192,500</i>	<i>4,387,000</i>	<i>6,122,500</i>	<i>2,995,000</i>	<i>1,949,500</i>	<i>7,272,000</i>	<i>2,617,000</i>	<i>1,999,500</i>	<i>3,849,500</i>	<i>1,986,000</i>	<i>4,183,000</i>	<i>51,725,000</i>

TREASURY BILLS

Aug. 3	Market	1,575,000	2,799,500	1,336,000	1,864,500	913,000	594,000	2,214,000	795,000	609,000	1,172,000	604,500	1,273,500	15,750,000
" 4	"	500,000	888,500	424,000	592,000	290,000	188,500	703,000	252,500	193,000	372,000	192,000	404,500	5,000,000
" 10	"	722,500	1,284,500	612,500	855,000	419,000	272,500	1,016,000	364,500	279,500	537,500	277,500	584,000	7,225,000
" 12	"	200,000	355,500	169,500	236,500	116,000	75,500	281,000	101,000	77,500	149,000	77,000	161,500	2,000,000
" 13	"	100,000	177,500	85,000	118,500	58,000	37,500	140,500	50,500	38,500	74,500	38,500	81,000	1,000,000
" 17	"	1,873,000	3,328,000	1,588,000	2,217,000	1,085,500	706,000	2,632,500	945,000	724,000	1,393,500	718,500	1,514,000	18,725,000
" 18	"	495,000	880,000	419,500	586,000	287,000	186,500	696,000	250,000	191,500	368,500	190,000	400,000	4,950,000
" 19	"	350,000	622,000	297,000	414,500	202,500	131,500	492,000	177,000	135,500	260,500	134,500	283,000	3,500,000
" 24	"	500,000	888,500	424,000	592,000	290,000	188,500	703,000	252,500	193,000	372,000	192,000	404,500	5,000,000
" 26	N.Y. Portfolio	621,000	1,103,000	526,500	734,500	360,000	234,000	872,500	313,500	240,000	462,000	238,000	502,000	6,207,000
" 31	Market	1,558,500	2,800,000	1,326,500	1,826,000	894,500	581,500	2,198,000	785,500	596,000	1,148,000	445,000	1,265,500	15,425,000
TOTALS		\$ 8,495,000	\$ 15,127,000	\$7,208,500	\$10,036,500	\$4,915,500	\$3,196,000	\$11,948,500	\$4,287,000	\$3,277,500	\$6,309,500	\$3,107,500	\$6,873,500	\$84,782,000
<i>Total market</i>		<i>7,874,000</i>	<i>14,024,000</i>	<i>6,682,000</i>	<i>9,302,000</i>	<i>4,555,500</i>	<i>2,962,000</i>	<i>11,076,000</i>	<i>3,973,500</i>	<i>3,037,500</i>	<i>5,847,500</i>	<i>2,869,500</i>	<i>6,371,500</i>	<i>78,575,000</i>

TEMPORARY PURCHASE BY PARTICIPATING FEDERAL RESERVE BANKS OF \$5,000,000 PAR VALUE FROM FEDERAL RESERVE BANK OF DALLAS' PARTICIPATION IN SYSTEM ACCOUNT ON AUGUST 28, 1931

Aug. 28	*Cert. of Ind.	237,000	874,000	269,500	-0-	-0-	-0-	441,000	102,000	-0-	-0-	2,193,000	269,500	2,193,000
	*Treas. Notes	2,000	7,500	2,500	-0-	-0-	-0-	4,000	1,000	-0-	-0-	19,500	2,500	19,500
	*Liberty Loan Bonds	189,000	697,000	215,000	-0-	-0-	-0-	351,500	81,500	-0-	-0-	1,748,500	214,500	1,748,500
	*Treasury Bills	112,000	414,500	127,500	-0-	-0-	-0-	209,000	48,000	-0-	-0-	1,039,000	128,000	1,039,000
TOTALS		\$ 540,000	\$ 1,993,000	\$ 614,500	-0-	-0-	-0-	\$1,005,500	\$ 232,500	-0-	-0-	\$5,000,000	\$ 614,500**	\$5,000,000

These securities were purchased by the Federal Reserve Bank of New York on August 26, 1931 and reapportioned on August 28, 1931 to Federal Reserve banks desiring participation. Of this amount \$188,000 was apportioned to the Federal Reserve Bank of San Francisco on August 29, 1931.

NOTE: Red figures indicate amounts sold.

DECLASSIFIED
Authority E.O. 12958

Division of Bank Operations File

**FEDERAL RESERVE BANK
OF NEW YORK**

333,344-2

August 4, 1931

Mr. E. L. Smead,
Chief, Division of Bank Operations,
Federal Reserve Board,
Washington, D. C.

Dear Mr. Smead:

In accordance with your standing instructions,
we are enclosing a statement showing purchases of Govern-
ment securities for the System Account and their appor-
tionment to Federal reserve banks during the month of July,
1931.

Very truly yours,

W. B. Matteson
WBM

W. B. Matteson
Assistant Deputy Governor

Encl. (1)

STATEMENT SHOWING PURCHASES OF GOVERNMENT SECURITIES FOR THE FEDERAL RESERVE SYSTEM AND THEIR APPORTIONMENT TO FEDERAL RESERVE BANKS DURING THE MONTH OF JULY, 1931

CERTIFICATES OF INDEBTEDNESS

Date of Purchase	Source of Purchase	Boston	New York	Philadelphia	Cleveland	Richmond	Atlanta	Chicago	St. Louis	Minneapolis	Kansas City	Dallas	San Fran.	Totals
July 1	Market	\$ 506,500	\$ 840,500	\$ 423,000	\$ 594,000	\$ 297,500	\$ 187,000	\$ 698,500	\$ 248,000	\$ 205,000	\$ 376,500	\$ 217,000	\$ 406,500	\$ 5,000,000
" 2	"	810,500	1,344,500	676,500	950,500	476,000	299,500	1,117,500	397,000	328,000	602,500	347,500	650,000	8,000,000
" 6	"	101,000	171,000	85,000	119,000	58,500	36,500	140,000	50,000	41,000	75,000	43,500	79,500	1,000,000
" 8	"	117,000	406,500	121,000	157,000	81,500	77,500	209,500	84,500	-0-	88,500	62,000	145,000	1,550,000
" 10	"	301,500	1,049,500	312,000	405,000	210,000	200,000	540,500	218,500	-0-	229,000	160,000	374,000	4,000,000
" 13	"	264,000	918,500	273,000	354,500	183,500	175,000	473,000	191,000	-0-	200,000	140,000	327,500	3,500,000
" 14	"	299,000	529,000	253,000	353,500	174,000	112,500	419,500	150,500	116,000	222,500	129,500	241,000	3,000,000
" 27	"	320,000	569,000	271,500	379,000	185,500	120,500	450,000	161,500	123,500	238,000	123,000	258,500	3,200,000
" 30	"	241,000	427,500	204,500	284,500	139,500	91,000	338,500	121,500	93,000	179,000	92,000	194,500	2,406,500
TOTALS		\$2,960,500	\$6,256,000	\$2,619,500	\$3,597,000	\$1,806,000	\$1,299,500	\$4,387,000	\$1,622,500	\$ 906,500	\$2,211,000	\$1,314,500	\$2,676,500	\$31,656,500

LIBERTY LOAN BONDS

July 3	Market	101,000	171,000	85,000	119,000	58,500	36,500	140,000	50,000	41,000	75,000	43,500	79,500	1,000,000
" 6	"	404,500	684,000	339,000	475,500	233,000	147,000	560,500	200,000	164,000	300,500	173,500	318,500	4,000,000
" 7	"	654,000	1,916,500	637,000	845,500	431,500	373,500	1,091,500	427,500	82,000	493,500	326,500	721,000	8,000,000
" 8	"	561,500	1,955,500	580,500	755,000	391,000	372,500	1,006,500	406,500	-0-	426,000	298,000	697,000	7,450,000
" 10	"	75,500	262,500	78,000	101,500	52,500	50,000	135,000	54,500	-0-	57,000	40,000	93,500	1,000,000
" 13	"	113,000	393,500	117,000	152,000	79,000	75,000	202,500	82,000	-0-	86,000	60,000	140,000	1,500,000
" 16	"	199,000	352,500	169,000	235,500	116,000	75,000	279,500	100,500	77,500	148,000	86,500	161,000	2,000,000
" 17	"	100,000	177,500	85,000	118,500	58,000	37,500	140,500	50,500	38,500	74,500	38,500	81,000	1,000,000
" 23	"	200,000	355,500	169,500	236,500	116,000	75,500	281,000	101,000	77,500	149,000	77,000	161,500	2,000,000
" 24	"	100,000	177,500	85,000	118,500	58,000	37,500	140,500	50,500	38,500	74,500	38,500	81,000	1,000,000
" 27	"	680,000	1,208,500	576,500	805,000	394,000	256,500	956,000	343,500	263,000	506,000	261,000	550,000	6,800,000
" 29	"	200,000	355,500	169,500	236,500	116,000	75,500	281,000	101,000	77,500	149,000	77,000	161,500	2,000,000
" 30	"	450,000	800,000	381,500	532,500	261,000	169,500	632,500	227,000	174,000	335,000	173,000	364,000	4,500,000
TOTALS		\$3,838,500	\$8,810,000	\$3,472,500	\$4,731,500	\$ 2,364,500	\$1,781,500	\$5,847,000	\$2,194,500	\$1,033,500	\$ 2,874,000	\$1,693,000	\$3,609,500	\$ 42,250,000

TREASURY BILLS

July 2	Market	907,000	3,158,500	938,000	1,219,500	-0-	-0-	1,626,000	656,500	406,500	688,000	400,000	-0-	10,000,000
" 7	"	377,000	1,312,500	390,000	506,500	262,500	250,000	675,500	272,500	-0-	286,000	200,000	467,500	5,000,000
" 8	"	100,500	173,000	84,500	118,500	58,000	37,000	140,000	50,000	40,000	75,000	43,500	80,000	1,000,000
" 17	"	2,420,500	4,301,000	2,052,500	2,865,000	1,403,000	912,500	3,402,000	1,221,500	935,500	1,801,000	929,000	1,956,500	24,200,000
" 20	"	50,000	89,000	42,500	59,000	29,000	19,000	70,500	25,000	19,500	37,000	19,000	40,500	500,000
TOTALS		\$3,855,000	\$9,034,000	\$3,507,500	\$4,768,500	\$1,752,500	\$1,218,500	\$5,914,000	\$2,225,500	\$1,401,500	\$2,887,000	\$1,591,500	\$2,544,500	\$40,700,000

TEMPORARY PURCHASE BY SYSTEM OF \$2,500,000 PAR VALUE FROM FEDERAL RESERVE BANK OF DALLAS' PARTICIPATION IN SYSTEM ACCOUNT ON JULY 16, 1931

July 16 -	*Cert. of Ind.	117,500	438,000	129,500	162,000	-0-	73,000	219,000	73,000	-0-	89,000	1,435,000	134,000	1,435,000
	*Treas. Notes	7,000	25,000	7,500	9,500	-0-	4,000	12,500	4,000	-0-	5,000	82,000	7,500	82,000
	*Liberty Loan Bonds	44,000	163,000	48,500	60,500	-0-	27,000	81,500	27,000	-0-	33,000	534,000	49,500	534,000
	*Treas. Bills	36,500	136,500	40,500	50,500	-0-	23,000	68,500	23,000	-0-	28,500	449,000	42,000	449,000
TOTALS		\$205,000	\$ 762,500	\$226,000	\$282,500	-0-	\$127,000	\$381,500	\$127,000	-0-	\$155,500	\$2,500,000	\$233,000	\$2,500,000

REPURCHASE BY FEDERAL RESERVE BANK OF SAN FRANCISCO OF \$10,000,000 PAR VALUE OF THEIR PARTICIPATION FROM FEDERAL RESERVE BANK OF NEW YORK ON JULY 3, 1931

July 3 -	Cert. of Ind.	6,640,500												6,640,500
	Treas. Notes	754,000												754,000
	Liberty Loan Bonds	1,272,000												1,272,000
	Treasury Bills	1,333,500												1,333,500
TOTALS		\$10,000,000												\$10,000,000

DECLASSIFIED
Authority E.O. 12958

Division of Bank Operations File

FEDERAL RESERVE BANK
OF NEW YORK

333,344-2

July 8, 1931

Mr. E. L. Smead,
Chief, Division of Bank Operations,
Federal Reserve Board,
Washington, D. C.

Dear Mr. Smead:

In accordance with your standing instructions,
we are enclosing a statement showing purchases of Govern-
ment securities for the System Account and their appor-
tionment to Federal reserve banks during the month of
June, 1931.

Very truly yours,



W. B. Matteson
Assistant Deputy Governor

Encl. (1)

STATEMENT SHOWING PURCHASES OF GOVERNMENT SECURITIES FOR THE FEDERAL RESERVE SYSTEM AND THEIR APPORTIONMENT TO FEDERAL RESERVE BANKS DURING THE MONTH OF JUNE, 1931

CERTIFICATES OF INDEBTEDNESS

Date of Purchase	Source of Purchase	Boston	New York	Philadelphia	Cleveland	Richmond	Atlanta	Chicago	St. Louis	Minneapolis	Kan. City	Dallas	San Fran.	Totals
June 3	Market	\$ 204,500	\$ 310,000	\$ 167,500	\$ 237,000	\$ 130,000	\$ 81,500	\$ 275,500	\$ 96,500	\$ 82,000	\$ 152,000	\$ 86,500	\$ 177,000	\$ 2,000,000
8	"	256,000	387,500	209,500	296,500	162,000	102,000	344,500	120,500	102,500	189,500	108,000	221,500	2,500,000
9	"	307,000	465,000	251,500	355,500	194,500	122,500	413,000	145,000	123,000	227,500	130,000	265,500	3,000,000
12	"	174,500	264,500	143,000	202,500	110,500	69,500	235,000	82,500	70,000	129,500	74,000	151,000	1,706,500
15	N.Y. Port.	330,000	499,500	270,000	382,500	209,000	131,500	444,000	155,500	132,500	245,000	139,500	285,500	3,224,500
15	Market	204,500	310,000	167,500	237,000	130,000	81,500	275,500	96,500	82,000	152,000	86,500	177,000	2,000,000
16	"	767,000	1,161,500	628,500	889,000	486,500	306,500	1,038,000	361,500	308,000	569,500	325,000	664,000	7,500,000
17	"	153,500	232,500	125,500	178,000	97,000	61,000	206,500	72,500	61,500	114,000	65,000	133,000	1,500,000
18	"	204,500	310,000	167,500	237,000	130,000	81,500	275,500	96,500	82,000	152,000	86,500	177,000	2,000,000
19	"	256,000	387,500	209,500	296,500	162,000	102,000	344,500	120,500	102,500	189,500	108,000	221,500	2,500,000
24	"	628,500	2,189,000	650,000	845,000	-0-	-0-	1,127,000	455,000	281,500	477,000	347,000	-0-	7,000,000
25	"	90,500	316,000	94,000	122,000	-0-	-0-	162,500	65,500	40,500	69,000	40,000	-0-	1,000,000
26	"	907,000	3,158,500	938,000	1,219,500	-0-	-0-	1,626,000	656,500	406,500	688,000	400,000	-0-	10,000,000
30	"	253,500	420,500	211,500	297,000	148,500	94,000	349,000	124,000	102,500	188,000	108,500	203,000	2,500,000
TOTALS		\$4,737,000 <i>330</i> <i>4.407</i>	\$10,412,000 <i>499,500</i> <i>9,912,500</i>	\$4,233,500 <i>270</i> <i>3,963,500</i>	\$ 5,795,000 <i>382,500</i> <i>5,412,500</i>	\$1,960,000 <i>209</i> <i>1,751</i>	\$1,233,500 <i>131,500</i> <i>1,102</i>	\$7,111,500 <i>444</i> <i>6,667,500</i>	\$2,648,500 <i>155,500</i> <i>2,493</i>	\$1,977,000 <i>132,500</i> <i>1,844,500</i>	\$3,542,500 <i>245</i> <i>3,297,500</i>	\$ 2,104,500 <i>137,500</i> <i>1,965</i>	\$2,676,000 <i>281,500</i> <i>2,394,500</i>	\$48,431,000 <i>3,224,500</i> <i>45,206,500</i>

TREASURY NOTES

June 24	Market	134,500	469,000	139,500	181,000	-0-	-0-	241,500	97,500	60,500	102,000	74,500	-0-	1,500,000
26	"	1,015,500	1,649,500	844,000	1,187,000	607,500	382,500	1,392,000	493,000	410,000	754,000	435,000	830,000	10,000,000
29	"	1,519,500	2,521,000	1,269,000	1,781,500	892,500	562,000	2,095,500	745,000	615,000	1,129,000	651,000	1,219,000	15,000,000
TOTALS		\$2,669,500	\$4,639,500	\$2,252,500	\$ 3,149,500	\$1,500,000	\$ 944,500	\$3,729,000	\$1,335,500	\$1,085,500	\$1,985,000	\$1,160,500	\$2,049,000	\$26,500,000

LIBERTY LOAN BONDS

June 3	Market	491,000	743,500	402,000	569,000	311,500	196,000	661,000	231,500	197,000	364,500	208,000	425,000	4,800,000
15	"	307,000	465,000	251,500	355,500	194,500	122,500	413,000	145,000	123,000	227,500	130,000	265,500	3,000,000
16	"	2,302,000	3,485,500	1,885,500	2,667,000	1,459,500	918,500	3,098,000	1,085,500	924,000	1,707,500	974,000	1,993,000	22,500,000
17	"	358,000	542,000	293,500	415,000	227,000	143,000	482,000	169,000	143,500	265,500	151,500	310,000	3,500,000
18	"	460,500	697,000	377,000	533,500	292,000	183,500	619,500	217,000	185,000	341,500	195,000	398,500	4,500,000
19	"	133,000	201,500	109,000	154,000	84,500	53,000	179,000	62,500	53,500	98,500	56,500	115,000	1,300,000
22	"	153,500	232,500	125,500	178,000	97,000	61,000	206,500	72,500	61,500	114,000	65,000	133,000	1,500,000
24	"	1,032,500	3,596,000	1,068,000	1,388,500	-0-	-0-	1,851,500	747,500	463,000	783,500	569,500	-0-	11,500,000
25	"	816,500	2,842,500	844,000	1,097,500	-0-	-0-	1,463,500	591,000	366,000	619,000	360,000	-0-	9,000,000
29	"	202,500	336,000	169,000	237,500	119,000	75,000	279,500	99,500	82,000	150,500	87,000	162,500	2,000,000
30	"	1,062,000	1,762,250	887,000	1,245,500	624,000	392,500	1,464,500	520,500	430,000	789,500	455,000	852,000	10,484,750
TOTALS		\$ 7,318,500	\$14,903,750	\$6,412,000	\$8,841,000	\$3,409,000	\$2,145,000	\$10,718,000	\$3,941,500	\$3,028,500	\$5,461,500	\$3,251,500	\$4,654,500	\$74,084,750

TREASURY BILLS

June 1	Market	25,500	39,000	21,000	29,500	16,000	10,000	34,500	12,000	10,500	19,000	11,000	22,000	250,000
2	"	2,430,000	3,679,000	1,990,000	2,815,500	1,540,500	969,500	3,270,500	1,146,000	975,000	1,802,500	1,028,000	2,103,500	23,750,000
8	"	708,500	1,073,000	580,500	821,000	449,000	282,500	953,500	334,000	284,500	525,500	299,500	613,500	6,925,000
19	"	511,500	774,500	419,000	592,500	324,500	204,000	688,500	241,000	205,500	379,500	216,500	443,000	5,000,000
TOTALS		\$3,675,500	\$5,565,500	\$3,010,500	\$4,258,500	\$2,330,000	\$1,466,000	\$4,947,000	\$1,733,000	\$1,475,500	\$2,726,500	\$1,555,000	\$3,182,000	\$35,925,000

TEMPORARY PURCHASE BY FEDERAL RESERVE BANK OF NEW YORK OF \$10,000,000 PAR VALUE FROM FEDERAL RESERVE BANK OF SAN FRANCISCO'S PARTICIPATION IN SYSTEM ACCOUNT ON JUNE 29, 1931

June 29 - Cert. of Ind.	6,640,500	6,640,500
Treas. Notes	754,000	754,000
Liberty Loan Bds	1,272,000	1,272,000
Treasury Bills	1,333,500	1,333,500
TOTALS	\$10,000,000	\$10,000,000

NOTE: Red figures indicate amounts sold by Federal Reserve Bank of San Francisco.

DECLASSIFIED
Authority E.O. 12958

Division of Bank Operations File

**FEDERAL RESERVE BANK
OF NEW YORK**

333344-2

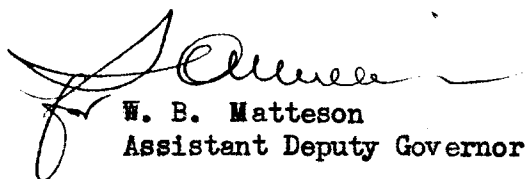
May 6, 1931

Mr. E. L. Smead,
Chief, Division of Bank Operations,
Federal Reserve Board,
Washington, D. C.

Dear Mr. Smead:

In accordance with your standing instructions, we are enclosing a statement showing purchases of Government securities for the System Account and their apportionment to Federal reserve banks during the month of April, 1931.

Very truly yours,


W. B. Matteson
Assistant Deputy Governor

Encl. (1)

STATEMENT SHOWING PURCHASES OF GOVERNMENT SECURITIES FOR THE FEDERAL RESERVE SYSTEM AND THEIR APPORTIONMENT TO FEDERAL RESERVE BANKS DURING THE MONTH OF APRIL, 1930

CERTIFICATES OF INDEBTEDNESS

<u>Date of Purchase</u>	<u>Source of Purchase</u>	<u>Boston</u>	<u>New York</u>	<u>Philadelphia</u>	<u>Cleveland</u>	<u>Richmond</u>	<u>Atlanta</u>	<u>Chicago</u>	<u>St. Louis</u>	<u>Minneapolis</u>	<u>Kansas City</u>	<u>Dallas</u>	<u>San Fran.</u>	<u>Totals</u>
April 7	Market	\$ 565,000	\$ 856,000	\$ 463,000	\$ 592,500	\$ 196,500	\$ 126,000	\$ 761,000	\$ 190,000	\$ 227,000	\$ 419,000	\$ 239,000	\$ 365,000	\$ 5,000,000
" 9	"	1,130,000	1,711,500	926,000	1,185,500	393,500	252,000	1,521,500	379,500	453,500	838,500	478,500	730,000	10,000,000
" 15	"	791,000	1,198,000	648,000	830,000	275,500	176,500	1,065,000	265,500	317,500	587,000	335,000	511,000	7,000,000
" 16	"	678,000	1,027,000	555,500	711,500	236,000	151,500	912,500	228,000	272,000	503,000	287,000	438,000	6,000,000
" 21	"	113,000	171,000	92,500	118,500	39,500	25,000	152,000	38,000	45,500	84,000	48,000	73,000	1,000,000
" 22	"	1,074,000	1,626,000	879,500	1,126,000	374,000	239,500	1,445,000	360,500	431,000	796,500	454,500	693,500	9,500,000
" 23	"	84,500	128,500	69,500	89,000	29,500	19,000	114,000	28,500	34,000	63,000	36,000	54,500	750,000
" 24	"	339,000	513,500	278,000	355,500	118,000	75,500	456,500	114,000	136,000	251,500	143,500	219,000	3,000,000
" 30	"	226,000	342,500	185,000	237,000	78,500	50,500	304,500	76,000	91,000	167,500	95,500	146,000	2,000,000
TOTALS		\$ 5,000,500	\$ 7,574,000	\$ 4,097,000	\$ 5,245,500	\$ 1,741,000	\$ 1,115,500	\$ 6,732,000	\$ 1,680,000	\$ 2,007,500	\$ 3,710,000	\$ 2,117,000	\$ 3,230,000	\$ 44,250,000

TREASURY BILLS

April 2	Market	2,373,500	3,594,000	1,944,500	2,489,500	826,000	530,000	3,194,500	797,500	952,500	1,761,000	1,004,000	1,533,000	21,000,000
" 3	"	734,500	1,112,500	601,500	770,500	255,500	164,000	989,000	247,000	295,000	545,000	311,000	474,500	6,500,000
" 16	"	565,000	855,500	463,000	592,500	197,000	126,000	760,500	190,000	227,000	419,500	239,000	365,000	5,000,000
" 22	"	34,000	51,500	27,500	35,500	12,000	7,500	45,500	11,500	13,500	25,000	14,500	22,000	300,000
TOTALS		\$ 3,707,000	\$ 5,613,500	\$ 3,036,500	\$ 3,888,000	\$ 1,290,500	\$ 827,500	\$ 4,989,500	\$ 1,246,000	\$ 1,488,000	\$ 2,750,500	\$ 1,568,500	\$ 2,394,500	\$ 32,800,000

77,050,000

DECLASSIFIED
Authority E.O. 12958

DECLASSIFIED
Authority E.O. 12958

*Sudder
Bohney*

APR 7 1931

Division of Bank Operations File

333.344-2

Ward

FEDERAL RESERVE BANK
OF NEW YORK


April 6, 1931

Mr. E. L. Smead,
Chief, Division of Bank Operations,
Federal Reserve Board,
Washington, D. C.

Dear Mr. Smead:

In accordance with your standing instructions,
we are enclosing herewith a statement showing purchases
of Government securities for the System Account and their
apportionment to Federal reserve banks during the month
of March, 1931.

Very truly yours,



W. B. Matteson
Assistant Deputy Governor

Encl. (1)

STATEMENT SHOWING PURCHASES OF GOVERNMENT SECURITIES FOR THE FEDERAL RESERVE SYSTEM AND THEIR APPORTIONMENT TO FEDERAL RESERVE BANKS DURING THE MONTH OF MARCH, 1931

CERTIFICATES OF INDEBTEDNESS

Date of Purchase	Source of Purchase	Boston	New York	Philadelphia	Cleveland	Rishmond	Atlanta	Chicago	St. Louis	Minneapolis	Kan. City	Dallas	San Fran.	Totals
March 18	Market	\$ 284,000	\$ 432,000	\$ 232,500	\$ 298,000	\$ 99,500	\$ 47,500	\$ 382,500	\$ 95,500	\$ 114,000	\$ 210,500	\$ 120,000	\$ 184,000	\$ 2,500,000
" 16	"	8,612,000	13,113,500	7,064,500	9,043,000	3,012,500	1,442,500	11,611,500	2,904,500	3,457,000	6,390,500	3,649,500	5,583,000	75,884,000
" 17	"	1,135,000	1,728,000	931,000	1,191,500	397,000	190,000	1,530,000	383,000	455,500	842,000	481,000	736,000	10,000,000
" 18	N. Y. Portfolio	465,500	708,500	381,500	488,500	162,500	78,000	627,500	157,000	187,000	345,500	197,000	301,500	4,100,000
" 18	Market	2,383,500	3,629,000	1,955,000	2,502,500	833,500	399,000	3,213,500	804,000	956,500	1,768,500	1,010,000	1,545,000	21,000,000
" 19	"	565,000	855,500	463,000	592,500	197,000	126,000	760,500	190,000	227,000	419,500	239,000	365,000	5,000,000
" 20	"	113,000	171,000	92,500	118,500	39,500	25,000	152,000	38,000	45,500	84,000	48,000	73,000	1,000,000
" 23	"	282,500	428,000	231,500	296,500	98,500	63,000	380,000	95,000	113,500	209,500	119,500	182,500	2,500,000
" 24	"	113,000	171,000	92,500	118,500	39,500	25,000	152,000	38,000	45,500	84,000	48,000	73,000	1,000,000
TOTALS		\$13,953,500	\$21,236,500	\$ 11,444,000	\$14,649,500	\$4,879,500	\$2,396,000	\$18,809,500	\$4,705,000	\$5,601,500	\$10,354,000	\$5,912,000	\$9,043,000	\$122,984,000
		<i>465,500</i>	<i>708,500</i>	<i>381,500</i>	<i>488,500</i>	<i>162,500</i>	<i>78,000</i>	<i>627,500</i>	<i>157,000</i>	<i>187,000</i>	<i>345,500</i>	<i>197,000</i>	<i>301,500</i>	<i>4,100,000</i>
		<i>13,488,000</i>	<i>20,528,000</i>	<i>11,062,500</i>	<i>14,161,000</i>	<i>4,717,000</i>	<i>2,318,000</i>	<i>18,182,000</i>	<i>4,548,000</i>	<i>3,414,500</i>	<i>10,008,500</i>	<i>5,715,000</i>	<i>8,741,500</i>	<i>118,884,000</i>

TREASURY NOTES

March 16	N. Y. Portfolio	-0-	100	-0-	-0-	-0-	-0-	-0-	-0-	-0-	-0-	-0-	-0-	100
" 19	Market	1,130,500	1,711,500	926,000	1,185,500	393,500	252,000	1,521,000	379,500	453,500	838,500	478,500	730,000	10,000,000
TOTALS		\$1,130,500	\$1,711,600	\$ 926,000	\$1,185,500	\$ 393,500	\$ 252,000	\$1,521,000	\$ 379,500	\$ 453,500	\$ 838,500	\$478,500	\$730,000	\$10,000,100

REPURCHASE BY FEDERAL RESERVE BANK OF ATLANTA OF \$2,500,000 PAR VALUE OF THEIR PARTICIPATION IN SYSTEM ACCOUNT ON MARCH 11, 1931

March 11	- Cert. of Ind.	71,000	256,000	78,500	96,000	53,000	953,500	136,500	48,000	30,000	55,500	40,500	88,500	953,500
" 11	- Treasury Notes	89,500	323,000	100,000	121,500	67,500	1,205,500	172,500	60,500	38,000	70,000	51,000	112,000	1,205,500
" 11	- Liberty Loan Bonds	500	1,000	500	500	500	4,000	500	500	-0-	-0-	-0-	-0-	4,000
" 11	- Treasury Bills	24,500	90,000	27,000	34,000	18,000	337,000	48,500	17,000	11,500	20,500	14,500	31,500	337,000
TOTALS		\$185,500	\$670,000	\$206,000	\$252,000	\$139,000	\$2,500,000	\$358,000	\$126,000	\$79,500	\$146,000	\$106,000	\$232,000	\$2,500,000

REPURCHASE BY FEDERAL RESERVE BANK OF ATLANTA OF \$2,500,000 PAR VALUE REPRESENTING BALANCE OF THEIR PARTICIPATION IN SYSTEM ACCT ON MARCH 18, 1931

March 18	- Cert. of Ind.	70,500	255,000	78,500	96,500	53,000	953,500	136,500	48,000	30,500	56,000	40,500	88,500	953,500
" 18	- Treasury Notes	89,500	323,000	98,500	121,500	67,000	1,206,000	173,000	61,000	38,500	70,500	51,500	112,000	1,206,000
" 18	- Liberty Loan Bonds	-0-	1,000	-0-	-0-	-0-	3,500	500	-0-	500	500	500	500	3,500
" 18	- Treasury Bills	25,500	90,500	28,500	34,000	19,500	337,000	48,000	17,000	10,000	19,000	14,000	31,000	337,000
TOTALS		\$185,500	\$669,500	\$205,500	\$252,000	\$139,500	\$2,500,000	\$358,000	\$126,000	\$79,500	\$146,000	\$106,500	\$232,000	\$2,500,000

NOTE: Red figures indicate amounts sold by respective banks.

STATEMENT SHOWING PURCHASES OF GOVERNMENT SECURITIES FOR THE FEDERAL RESERVE SYSTEM AND THEIR APPORTIONMENT TO FEDERAL RESERVE BANKS DURING THE MONTH OF FEBRUARY, 1931

CERTIFICATES OF INDEBTEDNESS														
Date of Purchase	Source of Purchase	Boston	New York	Philadelphia	Cleveland	Richmond	Atlanta	Chicago	St. Louis	Minneapolis	Kan. City	Dallas	San Fran.	Totals
Feb. 16	Market	\$ 57,000	\$ 87,000	\$ 47,000	\$ 60,000	\$ 20,000	\$ 6,000	\$ 77,000	\$ 19,500	\$ 23,000	\$ 42,500	\$ 24,000	\$ 37,000	\$ 500,000
20	"	114,000	174,500	93,500	120,000	40,000	13,000	154,000	38,500	45,500	84,500	48,500	74,000	1,000,000
24	"	142,500	218,000	117,000	150,000	50,000	16,000	192,500	48,500	57,000	105,500	60,500	92,500	1,250,000
25	"	672,500	1,029,500	552,000	707,000	236,000	75,500	908,000	227,500	270,000	499,000	285,500	437,500	5,900,000
26	"	1,367,500	2,093,500	1,123,000	1,437,500	480,500	153,500	1,847,000	463,000	549,000	1,015,000	580,500	890,000	12,000,000
	TOTALS	\$2,353,500	\$3,602,500	\$1,932,500	\$2,474,500	\$ 826,500	\$264,000	\$3,178,500	\$ 797,000	\$ 944,500	\$1,746,500	\$ 999,000	\$1,531,000	\$20,650,000
TREASURY NOTES														
Feb. 16	Market	354,000	542,000	291,000	372,500	124,500	39,500	478,000	120,000	142,000	263,000	150,000	230,500	3,107,000
24	"	114,000	174,500	93,500	120,000	40,000	13,000	154,000	38,500	45,500	84,500	48,500	74,000	1,000,000
25	"	11,500	17,500	9,000	12,000	4,000	1,000	15,500	4,000	4,500	8,500	5,000	7,500	100,000
	TOTALS	\$479,500	\$ 734,000	\$ 393,500	\$ 504,500	\$ 168,500	\$ 53,500	\$ 647,500	\$ 162,500	\$ 192,000	\$ 356,000	\$ 203,500	\$ 312,000	\$ 4,207,000
TREASURY BILLS														
Feb. 16	Market	2,507,000	3,838,500	2,059,000	2,635,500	881,000	281,500	3,386,000	849,000	1,006,500	1,860,500	1,064,000	1,631,500	22,000,000
19	"	228,000	349,000	187,000	239,500	80,000	25,500	308,000	77,000	91,500	169,000	97,000	145,500	2,000,000
20	"	570,000	872,500	468,000	599,000	200,000	64,000	769,500	193,000	229,000	423,000	241,500	370,500	5,000,000
26	"	342,000	523,500	281,000	359,500	120,000	38,500	461,500	116,000	137,000	253,500	145,000	222,500	3,000,000
	TOTALS	\$3,647,000	\$5,583,500	\$2,995,000	\$3,833,500	\$1,281,000	\$409,500	\$4,925,000	\$1,235,000	\$1,464,000	\$2,706,000	\$1,547,500	\$2,373,000	\$32,000,000

PURCHASE BY FEDERAL RESERVE BANK OF KANSAS CITY OF \$5,000,000 PAR VALUE FROM FEDERAL RESERVE BANK OF NEW YORK'S PARTICIPATION IN SYSTEM ACCOUNT ON FEBRUARY 10, 1931

Feb. 10 - Cert. of Ind.	3,035,000	3,035,000
Treasury Notes	1,595,000	1,595,000
L/L Bonds	49,000	49,000
Treasury Bills	321,000	321,000
	\$5,000,000	\$5,000,000

NOTE: Red figures indicate amounts gold by Federal Reserve Bank of New York.

DECLASSIFIED
Authority E.O. 12958

Division of Bank Operations File

FEDERAL RESERVE BANK
OF NEW YORK

333 344-2

February 4, 1931

Mr. E. L. Smead,
Chief, Division of Bank Operations,
Federal Reserve Board,
Washington, D. C.

Dear Mr. Smead:

In accordance with your standing instructions,
we are enclosing herewith a statement showing purchases
of Government securities for the System Account and their
apportionment to Federal reserve banks during the month
of January, 1931.

Very truly yours,



W. B. Matteson
Assistant Deputy Governor

Encl. (1)

STATEMENT SHOWING PURCHASES OF GOVERNMENT SECURITIES FOR THE FEDERAL RESERVE SYSTEM AND THEIR APPORTIONMENT TO FEDERAL RESERVE BANKS DURING THE MONTH OF JANUARY, 1931

CERTIFICATES OF INDEBTEDNESS

Date of Purchase	Source of Purchase	Boston	New York	Philadelphia	Cleveland	Richmond	Atlanta	Chicago	St. Louis	Minn.	Kan. City	Dallas	San Fran.	Totals
Jan. 5	Market	\$ 804,500	\$1,333,000	\$ 662,500	\$ 848,000	\$ 193,500	\$ 89,500	\$1,090,500	\$ 275,000	\$ 323,000	\$ 510,500	\$ 342,500	\$ 527,500	\$ 7,000,000
7	"	287,500	476,000	236,500	303,000	69,000	32,000	389,500	98,000	115,500	182,500	122,000	188,500	2,500,000
12	"	115,000	190,500	94,500	121,000	27,500	13,000	156,000	39,000	46,000	73,000	49,000	75,500	1,000,000
12	"	460,000	762,000	379,000	484,500	110,500	51,000	623,000	157,000	184,500	291,500	195,500	301,500	4,000,000
15	N.Y. Portfolio	114,000	187,000	93,500	120,000	40,000	13,000	154,000	38,500	45,500	72,000	48,500	74,000	1,000,000
16	"	683,500	1,121,500	561,500	719,000	240,500	76,500	923,500	231,500	274,500	433,000	290,000	445,000	6,000,000
16	Market	228,000	374,000	187,000	239,500	80,000	25,500	308,000	77,000	91,500	144,500	96,500	148,500	2,000,000
19	"	285,000	467,000	234,000	299,500	100,000	32,000	384,500	96,500	114,500	180,500	121,000	185,500	2,500,000
20	"	228,000	374,000	187,000	239,500	80,000	25,500	308,000	77,000	91,500	144,500	96,500	148,500	2,000,000
21	N.Y. Portfolio	228,000	374,000	187,000	239,500	80,000	25,500	308,000	77,000	91,500	144,500	96,500	148,500	2,000,000
26	Market	57,000	93,500	47,000	60,000	20,000	6,500	77,000	19,000	23,000	36,000	24,000	37,000	500,000
TOTALS		\$3,490,500	\$5,752,500	\$2,869,500	\$3,673,500	\$1,041,000	\$ 390,000	\$4,722,000	\$1,185,500	\$1,401,000	\$2,212,500	\$1,482,000	\$2,280,000	\$30,500,000
<i>N.Y. Portfolio</i>		<i>1,225,500</i>	<i>1,681,500</i>	<i>842,000</i>	<i>1,078,500</i>	<i>360,500</i>	<i>115,000</i>	<i>1,385,500</i>	<i>347,000</i>	<i>411,500</i>	<i>649,500</i>	<i>435,000</i>	<i>667,500</i>	<i>9,000,000</i>
<i>N.Y. Portfolio</i>		<i>2,465,000</i>	<i>4,070,000</i>	<i>2,027,500</i>	<i>2,595,000</i>	<i>680,500</i>	<i>275,000</i>	<i>3,336,500</i>	<i>838,500</i>	<i>989,500</i>	<i>1,563,000</i>	<i>1,047,000</i>	<i>1,612,500</i>	<i>21,500,000</i>

349,500
451,500
3,942,500

TREASURY NOTES

NONE

NONE

NONE

NONE

NONE

LIBERTY LOAN BONDS

Jan. 12	Market	230,000	381,000	189,500	242,000	55,000	25,500	311,500	78,500	92,500	146,000	98,000	150,500	2,000,000
---------	--------	---------	---------	---------	---------	--------	--------	---------	--------	--------	---------	--------	---------	-----------

TREASURY BILLS

Jan. 12	Market	221,500	366,500	182,500	233,500	53,000	24,000	300,000	75,500	89,000	140,500	94,000	145,000	1,925,000
---------	--------	---------	---------	---------	---------	--------	--------	---------	--------	--------	---------	--------	---------	-----------

REPURCHASE BY FEDERAL RESERVE BANK OF RICHMOND OF \$5,000,000 PAR VALUE OF THEIR PARTICIPATION IN SYSTEM ACCOUNT ON JANUARY 14, 1930

Jan. 14	- Cert. of Ind.	154,500	556,000	170,500	209,500	1,960,000	-0-	297,500	104,500	66,000	121,000	88,000	192,500	1,960,000
"	14 - Treasury Notes	154,500	557,000	171,000	209,500	1,964,000	-0-	298,000	105,000	66,000	121,500	88,500	193,000	1,964,000
"	14 - L/L Bonds	24,000	87,000	27,000	33,000	307,500	-0-	46,500	16,500	10,500	19,000	14,000	30,000	307,500
"	14 - Treas. Bills	60,500	218,000	67,000	82,000	768,500	-0-	116,500	41,000	26,000	47,500	34,500	75,500	768,500
Totals		\$393,500	\$1,418,000	\$435,500	\$534,000	\$5,000,000	-0-	\$758,500	\$267,000	\$168,500	\$309,000	\$225,000	\$491,000	\$5,000,000

NOTE: - Red figures indicate amounts sold by respective banks.

DECLASSIFIED
Authority E.O. 12958