

DECLASSIFIED

Authority E.O. 12958

333.344-1

Monthly Report on Foreign Acceptances

System Open Market Account

(1920 - 1935)

Part 1

DECLASSIFIED
Authority E.O. 12958

Jo
**FEDERAL RESERVE BANK
OF NEW YORK**

Division of Bank Operations File

383,386
RECEIVED

JAN 15 1936


DIVISION OF
BANK OPERATIONS

January 14, 1936.

S i r s : ATTENTION: Mr. E. L. Smead

We enclose a statement of the total volume of acceptances purchased through foreign banks, by countries, during the month of December, 1935, and the total allotments to the other Federal Reserve Banks.

Respectfully,



D. J. Cameron,
Manager, Foreign Department.

The Board of Governors of the
Federal Reserve System,
Washington, D. C.

Enc.

DECLASSIFIED

Authority E.O. 12958

Division of Bank Operations File

SCHEDULE SHOWING THE TOTAL VOLUME OF ACCEPTANCES
PURCHASED DURING THE MONTH OF DECEMBER 1935

Bank of England	-0-
Bank of France	17,731.68 ✓
*B.I.S. Belga Bills	53,463.87 ✓
*B.I.S. French Bills	332,376.10 ✓
*B.I.S. Zloty Bills	97,815.76 ✓
1st Hungarian Credit	246,491.25
2nd Hungarian Credit	<u>1,624,429.69</u> ✓
	\$2,372,308.35

SCHEDULE OF EACH FEDERAL RESERVE BANK'S PARTICIPATION
IN TOTAL VOLUME OF ACCEPTANCES PURCHASED

Boston	7.2%	\$172,686.65
Philadelphia	9.9	237,444.15
Cleveland	9.5	225,369.29
Richmond	3.7	87,775.41
Atlanta	3.6	85,403.10
Chicago	11.6	278,217.39
St. Louis	3.0	56,659.58
Minneapolis	2.4	45,327.66
Kansas City	2.7	64,052.33
Dallas	2.6	61,680.02
San Francisco	<u>7.0</u>	<u>166,061.58</u>
	63.2%	\$1,480,677.16
New York	<u>36.8</u>	<u>891,631.19</u>
	100.0%	\$2,372,308.35

*St. Louis and Minneapolis did not participate in bills purchased by the Bank for International Settlements. Boston, Philadelphia and Chicago have taken their pro rata share of St. Louis and Minneapolis in addition to their regular share. New York assumes the balance.

DECLASSIFIED
Authority E.O. 12958

Var

**FEDERAL RESERVE BANK
OF NEW YORK**

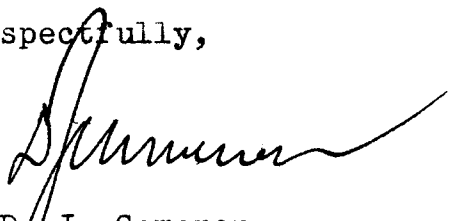
333.3447
RECEIVED
DEC 18 1935
DIVISION OF
BANK OPERATIONS

December 17, 1935.

S i r s : ATTENTION: Mr. E. L. Smead

We enclose a statement of the total volume of acceptances purchased through foreign banks, by countries, during the month of November, 1935, and the total allotments to the other Federal reserve banks.

Respectfully,


D. J. Cameron,
Manager, Foreign Department.

The Board of Governors of the
Federal Reserve System,
Washington, D. C.

Enc.

DECLASSIFIED

Authority E.O. 12958

Division of Bank Operations File

SCHEDULE SHOWING THE TOTAL VOLUME OF ACCEPTANCES
PURCHASED DURING THE MONTH OF NOVEMBER 1935

Bank of England	
Account No. 1	\$ 36,455.93 ✓
Bank of France	11,797.74 ✓
*B.I.S. Belga Bills	36,593.85 ✓
*B.I.S. French Bills	475,469.57 OK
*B.I.S. Zloty Bills	513,960.11 OK
1st Hungarian Credit	-0-
2nd Hungarian Credit	<u>653,926.93 OK</u>
	\$1,728,204.13

SCHEDULE OF EACH FEDERAL RESERVE BANK'S PARTICIPATION
IN TOTAL VOLUME OF ACCEPTANCES PURCHASED

Boston	7.2%	\$ 128,419.88
Philadelphia	9.9	176,577.33
Cleveland	9.5	164,179.39
Richmond	3.7	63,943.55
Atlanta	3.6	62,215.35
Chicago	11.6	206,898.69
St. Louis	3.0	21,065.41
Minneapolis	2.4	16,852.34
Kansas City	2.7	46,661.51
Dallas	2.6	44,933.31
San Francisco	7.0	<u>120,974.29</u>
	63.2%	\$1,052,721.05
New York	36.8	<u>675,483.08</u>
	100.0%	\$1,728,204.13

*St. Louis and Minneapolis did not participate in bills purchased by the Bank for International Settlements. Boston, Philadelphia and Chicago have taken their pro rata share of St. Louis and Minneapolis in addition to their regular share. New York assumes the balance.

DECLASSIFIED
Authority E.O. 12958

3333477

**FEDERAL RESERVE BANK
OF NEW YORK**


✓
Van
File

November 14, 1935.

S i r s : ATTENTION: Mr. E. L. Smead

We enclose a statement of the total volume of acceptances purchased through foreign banks, by countries, during the month of October, 1935, and the total allotments to the other Federal Reserve Banks.

Respectfully,



D. J. Cameron,
Manager, Foreign Department.

The Board of Governors of the
Federal Reserve System,
Washington, D. C.

Enc.

DECLASSIFIED

Authority E.O. 12958

Division of Bank Operations File

**SCHEDULE SHOWING THE TOTAL VOLUME OF ACCEPTANCES
PURCHASED DURING THE MONTH OF OCTOBER, 1938**

Bank of England	
Account No. 1	\$ 46,340.00 ✓
Bank of France	17,575.31 ✓
*B.I.S. Belga Bills	12,550.77 ✓
*B.I.S. French Bills	318,465.35 ✓
*B.I.S. Zloty Bills	541,120.61 ✓
First Hungarian Credit	246,491.25 ✓
Second Hungarian Credit	<u>2,279,524.24 ✓</u>
	\$3,462,067.53

**SCHEDULE OF EACH FEDERAL RESERVE BANK'S PARTICIPATION
IN TOTAL VOLUME OF ACCEPTANCES PURCHASED**

Boston	7.2%	\$ 252,659.73 ✓
Philadelphia	9.9	347,407.13
Cleveland	9.5	328,896.41
Richmond	3.7	128,096.50
Atlanta	3.6	124,634.43
Chicago	11.6	407,062.89
St. Louis	3.0	77,697.93
Minneapolis	2.4	62,158.34
Kansas City	2.7	93,475.82
Dallas	2.6	90,013.76
San Francisco	7.0	<u>242,344.73</u>
	<u>63.2%</u>	<u>\$2,154,447.67</u>
New York	<u>36.8</u>	<u>1,307,619.86</u>
	100.0%	\$3,462,067.53

ent PC

*St. Louis and Minneapolis did not participate in bills purchased by the Bank for International Settlements. Boston, Philadelphia and Chicago have taken their pro rata share of St. Louis and Minneapolis in addition to their regular share. New York assumes the balance.

DECLASSIFIED

Authority E.O. 12958

Division of Bank Operations File

233,347-7

SCHEDULE SHOWING THE TOTAL VOLUME OF ACCEPTANCES
PURCHASED DURING THE MONTH OF SEPTEMBER, 1935

Bank of England	-0-	✓
Account No. 1		
Bank of France	12,685.47	✓
*B.I.S. Belga Bills	61,652.04	✓
*B.I.S. French Bills	485,428.07	✓
*B.I.S. Guilder Bills	-0-	
*B.I.S. Zloty Bills	501,614.43	✓
1st Hungarian Credit	246,491.25	✓
2nd Hungarian Credit	<u>1,338,413.74</u>	✓
	\$2,646,285.00	

SCHEDULE OF EACH FEDERAL RESERVE BANK'S PARTICIPATION
IN TOTAL VOLUME OF ACCEPTANCES PURCHASED

Boston	7.2	\$194,609.84
Philadelphia	9.9	267,588.53
Cleveland	9.5	251,397.07
Richmond	3.7	97,912.55
Atlanta	3.6	95,266.26
Chicago	11.6	313,538.08
St. Louis	3.0	47,927.71
Minneapolis	2.4	38,342.17
Kansas City	2.7	71,449.70
Dallas	2.6	68,803.41
San Francisco	<u>7.0</u>	<u>185,239.95</u>
	63.2	\$1,632,075.27
New York	<u>36.8</u>	<u>1,014,209.73</u>
	100.0%	\$2,646,285.00

*St. Louis and Minneapolis did not participate in bills purchased by the Bank for International Settlements. Boston, Philadelphia and Chicago have taken their pro rata share of St. Louis and Minneapolis in addition to their regular share. New York assumes the balance.

DECLASSIFIED
Authority E.O. 12958

333,344-1
RECEIVED

SEP 19 1935
DIVISION OF
BANK OPERATIONS

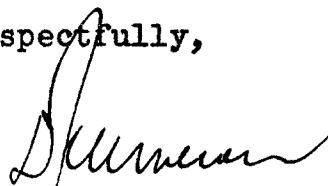
**FEDERAL RESERVE BANK
OF NEW YORK**

September 19, 1935.

S i r s : ATTENTION: Mr. E. L. Smead

We enclose a statement of the total volume of acceptances purchased through foreign banks, by countries, during the month of August, 1935, and the total allotments to the other Federal Reserve Banks.

Respectfully,



D. J. Cameron,
Manager, Foreign Department.

The Board of Governors of the
Federal Reserve System,
Washington, D. C.

Enc.

DECLASSIFIED

Authority E.O. 12958

Division of Bank Operations File

**SCHEDULE SHOWING THE TOTAL VOLUME OF ACCEPTANCES
PURCHASED DURING THE MONTH OF AUGUST, 1935**

Bank of England	
Account No. 1	\$36,459.48 ✓
Bank of France	28,940.67 ✓
*B.I.S. Belga Bills	56,308.14 ✓
*B.I.S. French Bills	453,846.39 ✓
*B.I.S. Guilder Bills	-0-
*B.I.S. Zloty Bills	505,033.22 ✓
1st Hungarian Credit	-0-
2nd Hungarian Credit	<u>948,032.48 ✓</u>
	\$2,028,620.38

**SCHEDULE OF EACH FEDERAL RESERVE BANK'S PARTICIPATION
IN TOTAL VOLUME OF ACCEPTANCES PURCHASED**

Boston	7.2%	\$150,007.72 ✓
Philadelphia	9.9	206,260.61 ✓
Cleveland	9.5	192,718.94 ✓
Richmond	3.7	75,058.95 ✓
Atlanta	3.6	73,030.33 ✓
Chicago	11.6	241,679.10 ✓
St. Louis	3.0	30,402.98 ✓
Minneapolis	2.4	24,322.38 ✓
Kansas City	2.7	54,772.75 ✓
Dallas	2.6	52,744.13 ✓
San Francisco	<u>7.0</u>	<u>142,003.43 ✓</u>
	63.2	\$1,243,001.32
New York	<u>36.8</u>	<u>785,619.06 ✓</u>
	100.0%	\$2,028,620.38

*St. Louis and Minneapolis do not participate in bills purchased for our account by the Bank for International Settlements. Boston, Philadelphia and Chicago have taken their pro-rata shares in the shares of St. Louis and Minneapolis. New York assumes the balance.

DECLASSIFIED
Authority E.O. 12958

Var *JP*

FEDERAL RESERVE BANK
OF NEW YORK

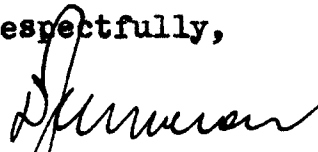
333,344-1
RECEIVED
AUG 14 1935
DIVISION OF
CURRENCY

August 13, 1935.

S i r s: ATTENTION: Mr. E. L. Smead

We enclose a statement of the total volume of acceptances purchased through foreign banks, by countries, during the month of July, 1935, and the total allotments to the other Federal Reserve Banks.

Respectfully,



D. J. Cameron,
Manager, Foreign Department.

Federal Reserve Board,
Washington, D. C.
Enc.

DECLASSIFIED

Authority E.O. 12958

SCHEDULE SHOWING THE TOTAL VOLUME OF ACCEPTANCES
PURCHASED DURING THE MONTH OF JULY 1935

Bank of England	\$46,396.20 ✓
Bank of France	21,888.85 ✓
*B.I.S. Belga Bills	94,840.60 ✓
*B.I.S. French Bills	359,063.96 ✓
*B.I.S. Zloty Bills	323,076.92 ✓
1st Hungarian Credit	246,491.25 ✓
2nd Hungarian Credit	<u>2,287,071.27 ✓</u>
	\$3,378,829.05

SCHEDULE OF EACH FEDERAL RESERVE BANK'S PARTICIPATION
IN TOTAL VOLUME OF ACCEPTANCES PURCHASED

Boston	7.2%	\$ 246,296.59
Philadelphia	9.9	338,657.82
Cleveland	9.5	320,988.76
Richmond	3.7	125,016.67
Atlanta	3.6	121,637.85
Chicago	11.6	396,811.18
St. Louis	3.0	78,055.43
Minneapolis	2.4	62,444.34
Kansas City	2.7	91,228.38
Dallas	2.6	87,849.56
San Francisco	7.0	<u>236,518.03</u>
	63.2%	\$2,105,504.61
New York	<u>36.8</u>	<u>1,273,324.44</u>
	100.0%	\$3,378,829.05

*St. Louis and Minneapolis did not participate in bills purchased by the Bank for International Settlements. Boston, Philadelphia and Chicago have taken their pro rata share of St. Louis and Minneapolis in addition to their regular share. New York assumes the balance.

DECLASSIFIED
Authority E.O. 12958

333,347-1

**FEDERAL RESERVE BANK
OF NEW YORK**

July 15, 1935.

S i r s: ATTENTION: Mr. E. L. Smead

We enclose a statement of the total volume of acceptances purchased through foreign banks, by countries, during the month of June 1935, and the total allotments to the other Federal Reserve Banks.

Respectfully,



L.W. Knoke,
Assistant Deputy Governor.

Federal Reserve Board,

Washington, D. C.

Enc.

DECLASSIFIED

Authority E.O. 12958

Division of Bank Operations File

Mr. Carver

**SCHEDULE SHOWING THE TOTAL VOLUME OF ACCEPTANCES
PURCHASED DURING THE MONTH OF JUNE 1935**

Bank of England	\$16,550.00 ✓
Bank of France	-0-
*B.I.S. Belga Bills	49,995.87 ✓
*B.I.S. French Bills	352,635.58 ✓
*B.I.S. Guilder Bills	-0-
*B.I.S. Zloty Bills	694,586.89 ✓
1st Hungarian Credit	-0-
2nd Hungarian Credit	<u>1,849,196.42</u> ✓
	\$2,962,964.76

**SCHEDULE OF EACH FEDERAL RESERVE BANK'S PARTICIPATION
IN TOTAL VOLUME OF ACCEPTANCES PURCHASED**

Boston	7.2%	\$ 217,599.44
Philadelphia	9.9	299,199.24
Cleveland	9.5	281,481.65
Richmond	3.7	109,629.70
Atlanta	3.6	106,666.73
Chicago	11.6	350,576.89
St. Louis	3.0	55,972.39
Minneapolis	2.4	44,777.92
Kansas City	2.7	80,000.05
Dallas	2.6	77,037.09
San Francisco	7.0	<u>207,407.53</u>
	63.2%	\$1,830,348.63
New York	36.8	<u>1,132,616.13</u>
	100.0%	\$2,962,964.76

*St. Louis and Minneapolis do not participate in bills purchased by the Bank for International Settlements. Boston, Philadelphia and Chicago have taken their pro rata share of St. Louis and Minneapolis in addition to their regular share. New York assumes the balance.

mpe
8/7/35

333 3447
JUN 21 1935
RECEIVED

$$\begin{array}{r} 29250 \\ 475000 \\ \hline 504250 \end{array}$$

DECLASSIFIED
Authority E.O. 12958

**FEDERAL RESERVE BANK
OF NEW YORK**

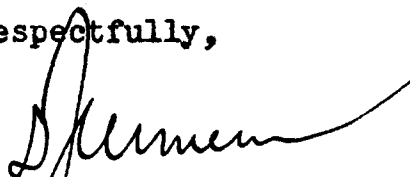
RECEIVED 333,344-7
JUN 21 1935
DIRECTOR OF
CREDIT

June 20, 1935.

S i r s : ATTENTION: Mr. E. L. Smead

We enclose a statement of the total volume of acceptances purchased through foreign banks, by countries, during the month of May, 1935, and the total allotments to the other Federal Reserve Banks.

Respectfully,



D. J. Cameron,
Manager, Foreign Department.

Federal Reserve Board,
Washington, D. C.

Enc.

7-915-0
4925
75
89 000

DECLASSIFIED

Authority E.O. 12958

SCHEDULE SHOWING THE TOTAL VOLUME OF ACCEPTANCES
PURCHASED DURING THE MONTH OF MAY 1935

Division of Bank Operations File

Bank of England	
Account No. 1	\$ 66,271.26 ✓
Bank of France	51,223.34 ✓
*B.I.S. Belga Bills	45,047.08 ✓
*B.I.S. French Bills	468,419.33 ✓
*B.I.S. Guilder Bills	-0-
*B.I.S. Zloty Bills	126,685.66 ✓
1st Hungarian Credit	-0-
2nd Hungarian Credit	-0-
	<hr/>
	\$757,646.67

SCHEDULE OF EACH FEDERAL RESERVE BANK'S PARTICIPATION
IN TOTAL VOLUME OF ACCEPTANCES PURCHASED

Boston	7.2%	\$ 57,039.47 ✓
Philadelphia	9.9	78,429.27 ✓
Cleveland	9.5	71,976.43 ✓
Richmond	3.7	28,032.93 ✓
Atlanta	3.6	27,275.28 ✓
Chicago	11.6	91,896.93 ✓
St. Louis	3.0	3,524.84 ✓
Minneapolis	2.4	2,819.87 ✓
Kansas City	2.7	20,456.46 ✓
Dallas	2.6	19,698.81 ✓
San Francisco	7.0	53,035.27 ✓
	<hr/> 63.2%	<hr/> \$454,185.56
New York	36.8	303,461.11 ✓
	<hr/> 100.0%	<hr/> \$757,646.67

*St. Louis and Minneapolis did not participate in bills purchased by the Bank for International Settlements. Boston, Philadelphia and Chicago have taken their pro rata share of St. Louis and Minneapolis in addition to their regular share. New York assumes the balance.

mfc

DECLASSIFIED
Authority E.O. 12958

Division of Bank Operations File

104
8
✓
e

FEDERAL RESERVE BANK
OF NEW YORK

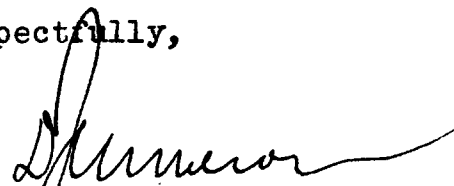
333,344-1

May 28, 1935.

S i r s : ATTENTION: Mr. E. L. Smead

We enclose a statement of the total volume of acceptances purchased through foreign banks, by countries, during the month of April, 1935, and the total allotments to the other Federal Reserve Banks.

Respectfully,



D. J. Cameron,
Manager, Foreign Department.

Federal Reserve Board,
Washington, D. C.

Enc.

DECLASSIFIED
Authority E.O. 12958

SCHEDULE SHOWING THE TOTAL VOLUME OF ACCEPTANCES
PURCHASED DURING THE MONTH OF APRIL 1935

Bank of England	
Account No. 1	-0-
Bank of France	26,813.09 ✓
*B.I.S. Belga Bills	1,000.90 ✓
*B.I.S. French Bills	519,824.23 ✓
*B.I.S. Guilder Bills	3,625.00 ✓
*B.I.S. Zloty Bills	539,981.00 ✓
1st Hungarian Credit	246,491.25 ✓
2nd Hungarian Credit	2,287,897.43 ✓
	<u>\$3,625,632.90</u>

SCHEDULE OF EACH FEDERAL RESERVE BANK'S PARTICIPATION IN
TOTAL VOLUME OF ACCEPTANCES PURCHASED

Boston	7.2	\$265,184.08
Philadelphia	9.9	364,628.11
Cleveland	9.5	344,435.12
Richmond	3.7	134,148.42
Atlanta	3.6	130,522.78
Chicago	11.6	427,241.02
St. Louis	3.0	76,836.06
Minneapolis	2.4	61,468.84
Kansas City	2.7	97,892.09
Dallas	2.6	94,266.45
San Francisco	7.0	253,794.30
	<u>63.2</u>	<u>\$2,250,417.27</u>
New York	36.8	<u>\$1,375,215.63</u>
	<u>100.0%</u>	<u>\$3,625,632.90</u>

*St Louis and Minneapolis did not participate in bills purchased by the Bank for International Settlements. Boston, Philadelphia and Chicago have taken their pro-rata share of St. Louis and Minneapolis in addition to their regular share. New York assumes the balance.

m p c

DECLASSIFIED
Authority E.O. 12958

**FEDERAL RESERVE BANK
OF NEW YORK**




333,347

April 17, 1935.

S i r s: ATTENTION: Mr. E. L. Smead

We enclose a statement of the total volume of acceptances purchased through foreign banks, by countries, during the month of March, 1935, and the total allotments to the other Federal Reserve Banks.

Respectfully,


D. J. Cameron,
Manager, Foreign Department.

Federal Reserve Board,
Washington, D. C.
Enc.

✓
EFC

DECLASSIFIED
Authority E.O. 12958

Division of Bank Operations File

SCHEDULE SHOWING THE TOTAL VOLUME OF ACCEPTANCES
PURCHASED DURING THE MONTH OF MARCH, 1935

Bank of England	
Account No. 1	\$36,428.12 ✓
Bank of France	-0-
*B.I.S. Belga Bills	71,311.56 ✓
*B.I.S. French Bills	316,024.48 ✓
*B.I.S. Zloty Bills	20,623.06 ✓
*B.I.S. Guilder Bills	389,363.72 ✓
1st Hungarian Credit	-0-
2nd Hungarian Credit	-0-
	<hr/>
	\$833,750.94

SCHEDULE OF EACH FEDERAL RESERVE BANK'S PARTICIPATION IN TOTAL
VOLUME OF ACCEPTANCES PURCHASED

Boston	7.2%	\$63,130.06
Philadelphia	9.9	86,803.83
Cleveland	9.5	79,206.34
Richmond	3.7	30,848.78
Atlanta	3.6	30,015.03
Chicago	11.6	101,709.54
St. Louis	3.0	1,092.85
Minneapolis	2.4	874.27
Kansas City	2.7	22,511.28
Dallas	2.6	21,677.52
San Francisco	7.0	58,362.57
	63.2	\$496,232.07
New York	36.8	337,518.87
	100.0%	\$833,750.94 OK

*St. Louis and Minneapolis did not participate in bills purchased by the Bank for International Settlements. Boston, Philadelphia and Chicago have taken their pro-rata share of St. Louis and Minneapolis in addition to their regular share. New York assumes the balance.

DECLASSIFIED
Authority E.O. 12958

✓
Van ✓
lo

**FEDERAL RESERVE BANK
OF NEW YORK**

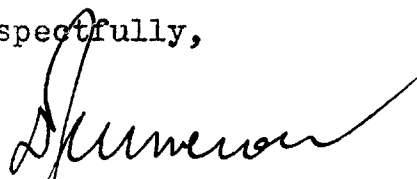


March 19, 1935.

S i r s: ATTENTION: Mr. E. L. Smead

We enclose a statement of the total volume of acceptances purchased through foreign banks, by countries, during the month of February, 1935, and the total allotments to the other Federal Reserve Banks.

Respectfully,



D. J. Cameron,
Manager, Foreign Department.

Federal Reserve Board,
Washington, D. C.
Enc.

DECLASSIFIED
Authority E.O. 12958

Division of Bank Operations File

SCHEDULE SHOWING THE TOTAL VOLUME OF ACCEPTANCES
PURCHASED DURING THE MONTH OF FEBRUARY, 1935

Bank of England	
Account No. 1	\$ 53,006.95 ✓
Bank of France	104,279.95 ✓
*B.I.S. Belga Bills	22,856.50 ✓
*B.I.S. French Bills	429,030.44 ✓
*B.I.S. Zloty Bills	666,666.67 ✓
*B.I.S. Guilder Bills	-0- ✓
1st Hungarian Credit	848,449.49 ✓
2nd Hungarian Credit	<u>2,295,205.91</u> ✓
	\$4,419,495.91

SCHEDULE OF EACH FEDERAL RESERVE BANK'S PARTICIPATION IN TOTAL
VOLUME OF ACCEPTANCES PURCHASED

Boston	7.2%	\$ 322,552.65
Philadelphia	9.9	443,509.89
Cleveland	9.5	419,852.11
Richmond	3.7	163,521.35
Atlanta	3.6	159,101.85
Chicago	11.6	519,668.15
St. Louis	3.0	99,028.27
Minneapolis	2.4	79,222.61
Kansas City	2.7	119,326.39
Dallas	2.6	114,906.89
San Francisco	<u>7.0</u>	<u>309,364.71</u>
	63.2	\$2,750,054.87
New York	<u>36.8</u>	<u>1,669,441.04</u>
	100.0%	\$4,419,495.91 <i>OK</i>

*St. Louis and Minneapolis did not participate in bills purchased by the Bank for International Settlements. Boston, Philadelphia and Chicago have taken their pro-rata share of St. Louis and Minneapolis in addition to their regular share. New York assumes the balance.

✓ Etc
(Rising Share)

DECLASSIFIED
Authority E.O. 12958

Division of Bank Operations File

Van ✓ *B*

FEDERAL RESERVE BANK
OF NEW YORK



333.44-1

February 19, 1935.

S i r s: ATTENTION: Mr. E. L. Smead

We enclose a statement of the total volume of acceptances purchased through foreign banks, by countries, during the month of January, 1935, and the total allotments to the other Federal Reserve Banks.

Respectfully,

D. J. Cameron,
Manager, Foreign Department

Federal Reserve Board,
Washington, D. C.
Enc.

DECLASSIFIED
Authority E.O. 12958

SCHEDULE SHOWING THE TOTAL VOLUME OF ACCEPTANCES
PURCHASED DURING THE MONTH OF JANUARY, 1935

Bank of England	
Account No. 1	\$62,934.94 ✓
Bank of France	105,871.73 ✓
*B.I.S. Belga Bills	75,511.85 ✓
*B.I.S. French Bills	302,329.12 ✓
*B.I.S. Guilder Bills	-0-
*B.I.S. Zloty Bills	389,363.72 ✓
1st Hungarian Credit	-0-
2nd Hungarian Credit	<u>2,293,801.96</u> ✓
	\$3,229,813.32

SCHEDULE OF EACH FEDERAL RESERVE BANK'S PARTICIPATION
IN TOTAL VOLUME OF ACCEPTANCES PURCHASED

Boston	7.2	\$ 235,529.45
Philadelphia	9.9	323,853.00
Cleveland	9.5	306,832.26
Richmond	3.7	119,503.09
Atlanta	3.6	116,273.28
Chicago	11.6	379,464.12
St. Louis	3.0	73,878.26
Minneapolis	2.4	59,102.61
Kansas City	2.7	87,204.96
Dallas	2.6	83,975.15
San Francisco	<u>7.0</u>	<u>226,086.93</u>
	63.2%	\$2,011,703.11
New York	<u>36.8</u>	<u>1,218,110.21</u>
	<u>100.0%</u>	<u>\$3,229,813.32</u> <i>sup.</i>

*St. Louis and Minneapolis did not participate in bills purchased by the Bank for International Settlements. Boston, Philadelphia and Chicago have taken their pro-rata share of St. Louis and Minneapolis in addition to their regular share. New York assumes the balance.

Total number of items 115

DECLASSIFIED
Authority E.O. 12958

333.344-1

**FEDERAL RESERVE BANK
OF NEW YORK**

JAN 15 1935


JAN 21 1935

January 18, 1935.

S i r s: ATTENTION: Mr. E. L. Smead

We enclose a statement of the total volume of acceptances purchased through foreign banks, by countries, during the month of December 1934, and the total allotments to the other Federal Reserve Banks.

Respectfully,



D. J. Cameron,
Manager, Foreign Department

Federal Reserve Board,
Washington, D. C.
Enc.

DECLASSIFIED

Authority E.O. 12958

Division of Bank Operations File

SCHEDULE SHOWING THE TOTAL VOLUME OF ACCEPTANCES
PURCHASED DURING THE MONTH OF DECEMBER, 1934

*B. I. S. Guilder Bills	\$28,777.54 ✓
Bank of England	
Account No. 1	49,528.70 ✓
Bank of France	54,610.31 ✓
*B.I.S. Belga Bills	19,789.37 ✓
*B.I.S. Zloty Bills	213,105.41 ✓
*B.I.S. French Bills	202,780.73 ✓
1st Hungarian Credit	848,449.49 ✓
2nd Hungarian Credit	-0- ✓
	<hr/>
	\$1,417,041.55

December

SCHEDULE OF EACH FEDERAL RESERVE BANK'S PARTICIPATION
IN TOTAL VOLUME OF ACCEPTANCES PURCHASED

Boston	7.2%	\$103,899.66
Philadelphia	10.4	150,077.29
Cleveland	9.6	136,035.99
Richmond	3.8	53,847.58
Atlanta	3.5	49,596.46
Chicago	12.6	181,824.41
St. Louis	3.3	31,435.42
Minneapolis	2.3	21,909.54
Kansas City	2.8	39,677.16
Dallas	2.8	39,677.16
San Francisco	7.1	100,609.95
	<hr/>	<hr/>
	65.4%	\$908,590.62
New York	34.6	508,450.93
	<hr/>	<hr/>
	100.0%	\$1,417,041.55

*St Louis and Minneapolis did not participate in Belgas, Guilder, Zloty and French bills purchased for our account by the Bank for International Settlements. Boston, Philadelphia and Chicago took their pro-rata participation in shares of St. Louis and Minneapolis. New York assumed the balance.

Total number of items 105

DECLASSIFIED

Authority E.O. 12958

Mr Clayton.

It occurs to
me that you
may be interested
in seeing this.
We get similar
data each month.

ERL

DECLASSIFIED

Authority E.O. 12958

FEDERAL RESERVE BOARD
OFFICE OF THE GOVERNOR

To Mr. Lueck.

Thanks! Don't
believe I had
better try to follow
this, for the present
anyway.

Wayne

JAN 21 1935

19

30875 U. S. GOVERNMENT PRINTING OFFICE: 1931

DECLASSIFIED
Authority E.O. 12958

SCHEDULE SHOWING THE TOTAL VOLUME OF ACCEPTANCES
PURCHASED DURING THE MONTH OF NOVEMBER, 1934

Division of Bank Operations File

*B. I. S. Guilder Bills
Bank of England,
Account No. 1
Bank of France
*B. I. S. Belga Bills
*B. I. S. Zloty Bills
*B. I. S. French Bills
1st Hungarian Credit
2nd Hungarian Credit

November

-0- 333,377
\$ 64,411.38 ✓
52,561.69 ✓
66,136.79 ✓
645,394.12 ✓
483,733.55 ✓
-0- ✓
2,295,205.91 ✓
\$3,607,443.44

SCHEDULE OF EACH FEDERAL RESERVE BANK'S PARTICIPATION
IN TOTAL VOLUME OF ACCEPTANCES PURCHASED

Boston	7.2%	\$ 264,555.24
Philadelphia	10.4	382,135.34
Cleveland	9.6	346,314.57
Richmond	3.8	137,082.85
Atlanta	3.5	126,260.52
Chicago	12.6	462,971.66
St. Louis	3.3	79,601.90
Minneapolis	2.3	55,480.12
Kansas City	2.8	101,008.42
Dallas	2.8	101,008.42
San Francisco	<u>7.1</u>	<u>256,128.48</u>
	65.4%	\$2,312,547.52
New York	<u>34.6</u>	<u>1,294,895.92</u>
	100.0%	\$3,607,443.44 ✓

*St. Louis and Minneapolis did not participate in Belgas, Guilder, Zloty and French bills purchased for our account by the Bank for International Settlements. Boston, Philadelphia and Chicago took their pro-rata participation in shares of St. Louis and Minneapolis, New York assumed the balance.

Total number of items 388

MTC

DECLASSIFIED

Authority E.O. 12958

**SCHEDULE SHOWING THE TOTAL VOLUME OF ACCEPTANCES
PURCHASED DURING THE MONTH OF OCTOBER, 1934**

Division of Bank Operations File

Bank of England,
Account No. 1
Bank of France
*B. I. S. Guilder Bills
*B. I. S. Zloty Bills
*B. I. S. French Bills
1st Hungarian Credit
2nd Hungarian Credit

\$ 89,545.02 ✓
121,317.42 ✓
45,491.13 ✓
197,530.86 ✓
304,406.88 ✓
848,449.49 ✓
2,294,376.09 ✓

333,347

\$3,901,116.89

**SCHEDULE OF EACH FEDERAL RESERVE BANK'S PARTICIPATION
IN TOTAL VOLUME OF ACCEPTANCES PURCHASED**

Boston 7.2%
Philadelphia 10.4
Cleveland 9.6
Richmond 3.8
Atlanta 3.5
Chicago 12.6
*St. Louis 3.3
*Minneapolis 2.3
Kansas City 2.8
Dallas 2.8
San Francisco 7.1

\$ 283,087.65 ✓
408,904.39 -
374,507.22
148,242.44 -
136,539.09
495,403.39
110,671.71 ✓
77,134.83 ✓
109,231.27
109,231.27
276,979.30

New York 65.4%
34.6

\$2,529,932.56 -
1,371,184.33

100.0%

\$3,901,116.89

* St. Louis and Minneapolis did not participate in Guilder, Zloty and French bills purchased for our account by the Bank for International Settlements. Boston, Philadelphia and Chicago took their pro-rata participation in shares of St. Louis and Minneapolis. New York assumed the balance.


DECLASSIFIED
Authority E.O. 12958

333 344-1

RECEIVED
FEDERAL RESERVE BOARD
WASHINGTON

**FEDERAL RESERVE BANK
OF NEW YORK**

1934 OCT 19



October 18, 1934.

S i r s : ATTENTION: Mr. E. L. Smead

We enclose a statement of the total volume of acceptances purchased through foreign banks, by countries, during the month of September, 1934, and the total allotments to the other Federal Reserve Banks.

Respectfully,

A handwritten signature in dark ink, appearing to read 'D. J. Cameron', is written over the word 'Respectfully,'. The signature is fluid and cursive, extending to the right.

D. J. Cameron,
Manager, Foreign Department.

Federal Reserve Board,
Washington, D. C.

Enc.

DECLASSIFIED
 Authority E.O. 12958

**SCHEDULE SHOWING THE TOTAL VOLUME OF ACCEPTANCES
 PURCHASED DURING THE MONTH OF SEPTEMBER, 1934**

September 1934

Bank of England, Account No. 1	\$	76,230.55✓
Bank of France		29,292.18✓
*B. I. S. Guilder Bills		16,217.99✓
*B. I. S. Zloty Bills		1,264,464.33✓
*B. I. S. French Bills		467,470.44✓
1st Hungarian Credit		-0-
2nd Hungarian Credit		-0-
		\$1,853,675.49

**SCHEDULE OF EACH FEDERAL RESERVE BANK'S PARTICIPATION
 IN TOTAL VOLUME OF ACCEPTANCES PURCHASED**

Boston	7.2%	\$ 140,513.19
Philadelphia	10.4	202,963.49
Cleveland	9.6	177,952.85✓
Richmond	3.8	70,439.67✓
Atlanta	3.5	64,878.64✓
Chicago	12.6	245,398.08
*St. Louis	3.3	3,482.25
*Minneapolis	2.3	2,427.03
Kansas City	2.8	51,902.91✓
Dallas	2.8	51,902.91✓
San Francisco	7.1	131,610.96✓
	65.4%	\$1,143,971.98✓
New York	34.6	709,703.51✓
	100.0%	\$1,853,675.49

* St. Louis and Minneapolis did not participate in Guilder, Zloty and French bills purchased for our account by the Bank for International Settlements. Boston, Philadelphia and Chicago took their pro-rata participation in shares of St. Louis and Minneapolis. New York assumed the balance.

Total number of Items 470

DECLASSIFIED
Authority E.O. 12958

333 3774

SP


FEDERAL RESERVE BANK
OF NEW YORK

August 13, 1934.

S i r s: ATTENTION: Mr. E. L. Smead

We enclose a statement of the total volume of acceptances purchased through foreign banks, by countries, during the month of July, and the total allotments to the other Federal Reserve Banks.

Respectfully,



D. J. Cameron
Manager, Foreign Department.

Federal Reserve Board,
Washington, D. C.

Enc.

DECLASSIFIED

Authority E.O. 12958

**SCHEDULE SHOWING THE TOTAL VOLUME OF ACCEPTANCES
PURCHASED DURING THE MONTH OF JULY, 1934.**

July 1934

Division of Bank Operations File

Bank of England		\$152,305.29 ✓
Account No. 1		148,609.03 ✓
Bank of France		75,332.13 ✓
*B. I. S. Guilder Bills		300,310.89 ✓
*B. I. S. Zloty Bills		124,537.90 ✓
*B. I. S. French Bills		-0-
1st Hungarian Credit		2,301,971.07 ✓
2nd Hungarian Credit		
		<u>\$3,103,066.31</u>

**SCHEDULE OF EACH FEDERAL RESERVE BANK'S PARTICIPATION
IN TOTAL VOLUME OF ACCEPTANCES PURCHASED**

Boston	7.2%	\$ 225,437.50
Philadelphia	10.4	325,631.95 ✓
Cleveland	9.8	297,894.37 ✓
Richmond	3.8	117,916.52
Atlanta	3.5	108,607.32
Chicago	12.6	394,515.63 ✓
*St. Louis	3.3	85,895.22
*Minneapolis	2.3	59,866.36
Kansas City	2.8	86,885.86 ✓
Dallas	2.8	86,885.86 ✓
San Francisco	7.1	220,317.71 ✓
	<u>65.4%</u>	<u>\$2,009,854.30</u>
New York	34.6%	1,093,212.01
	<u>100.0%</u>	<u>\$3,103,066.31</u>

*St. Louis and Minneapolis did not participate in Guilder, Zloty and French bills purchased for our account by the Bank for International Settlements, Boston, Philadelphia, and Chicago, took their pro-rata participation in shares of St. Louis and Minneapolis, New York assumed the balance.

DECLASSIFIED
Authority E.O. 12958

**FEDERAL RESERVE BANK
OF NEW YORK**

September 18, 1934.

333,344-1
FEDERAL RECEIVED
FEDERAL RESERVE BOARD
WASHINGTON
1934 SEP 19 AM 8 30

S i r s : Attention : Mr. E. L. Smead

We enclose a statement of the total volume of acceptances purchased through foreign banks, by countries, during the month of August, 1934, and the total allotments to the other Federal Reserve Banks.

Respectfully,



L. W. Knoke,
Assistant Deputy Governor.

Federal Reserve Board,
Washington, D. C.
Enc.

DECLASSIFIED
Authority E.O. 12958

**SCHEDULE SHOWING THE TOTAL VOLUME OF ACCEPTANCES
PURCHASED DURING THE MONTH OF AUGUST, 1934**

Division of Bank Operations File

Bank of England,
Account No. 1

Bank of France

* B. I. S. Guilder Bills

* B. I. S. Zloty Bills

* B. I. S. French Bills

1st Hungarian Credit

2nd Hungarian Credit

-0-
\$ 73,223.98 ✓
149,475.81 ✓
485,298.82 ✓
293,010.47 ✓
1,049,769.49 ✓
2,303,123.82 ✓
\$4,353,902.39

**SCHEDULE OF EACH FEDERAL RESERVE BANK'S PARTICIPATION
IN TOTAL VOLUME OF ACCEPTANCES PURCHASED**

Boston	7.2%	\$317,221.80
Philadelphia	10.4	458,209.27
Cleveland	9.8	417,974.63
Richmond	3.8	165,448.29
Atlanta	3.5	152,386.58
Chicago	12.6	555,138.15
*St. Louis	3.3	113,061.87
*Minneapolis	2.3	78,800.69
Kansas City	2.8	121,909.27
Dallas	2.8	121,909.27
San Francisco	7.1	309,127.07
	<u>65.4%</u>	
New York	<u>34.6</u>	\$2,811,186.89
		<u>1,542,715.50</u>
	100.0%	\$4,353,902.39

* St. Louis and Minneapolis did not participate in Guilder, Zloty and French bills purchased for our account by the Bank for International Settlements, Boston, Philadelphia, and Chicago, took their pro-rata participation in shares of St. Louis and Minneapolis, New York assumed the balance.

MAC

DECLASSIFIED

Authority E.O. 12958

b
sc

333 3447


FEDERAL RESERVE BANK
OF NEW YORK

July 18, 1934.

S i r s : ATTENTION: Mr. E. L. Smead


We enclose a statement of the total volume of acceptances purchased through foreign banks, by countries, during the month of June, 1934, and the total allotments to the other Federal Reserve Banks.

Respectfully,



D. J. Cameron,
Manager, Foreign Department.

Federal Reserve Board,
Washington, D. C.
Enc.



DECLASSIFIED

Authority E.O. 12958*June 1934*

SCHEDULE SHOWING THE TOTAL VOLUME OF ACCEPTANCES
PURCHASED DURING THE MONTH OF JUNE, 1934.

Division of Bank Operations File


Bank of England	
Account No. 1	\$ 13,269.50 ✓
Bank of France	3,515.06 ✓
*B. I. S. Guilder Bills	-0-
*B. I. S. Zloty Bills	285,839.43 ✓
*B. I. S. French Bills	65,789.47 ✓
1st Hungarian Credit	1,049,769.49 ✓
2nd Hungarian Credit	-0-
	<u>\$1,418,182.95</u>

SCHEDULE OF EACH FEDERAL RESERVE BANK'S PARTICIPATION
IN TOTAL VOLUME OF ACCEPTANCES PURCHASED

Boston	7.2%	\$ 103,526.94 -
Philadelphia	10.4	149,538.92 -
Cleveland	9.6	136,145.56 -
Richmond	3.8	53,890.95 -
Atlanta	3.5	49,636.41
Chicago	12.6	181,172.14
*St. Louis	3.3	35,196.29
*Minneapolis	2.3	24,530.75 -
Kansas City	2.8	39,709.12
Dallas	2.8	39,709.12
San Francisco	7.1	100,690.99 -
	<u>65.4%</u>	<u>\$ 913,747.19</u>
New York	<u>34.6%</u>	<u>504,435.76 -</u>
	<u>100.0%</u>	<u>\$1,418,182.95</u>

* St. Louis and Minneapolis did not participate in Guilder, Zloty and French bills purchased for our account by the Bank for International Settlements. Boston, Philadelphia, and Chicago, took their pro-rata participation in shares of St. Louis and Minneapolis. New York assumed the balance.

DECLASSIFIED
Authority E.O. 12958



**FEDERAL RESERVE BANK
OF NEW YORK**

June 13, 1934.

S i r s : ATTENTION: Mr. E. L. Smead

We enclose a statement of the total volume of acceptances purchased through foreign banks, by countries, during the month of May, 1934, and the total allotments to the other Federal Reserve Banks.

Respectfully,

A handwritten signature in dark ink, appearing to read "D. J. Cameron".

D. J. Cameron,
Manager, Foreign Department.

Federal Reserve Board,
Washington, D. C.

Enc.

DECLASSIFIED

Authority E.O. 12958*May - 1934*

Division of Bank Operations File

**SCHEDULE SHOWING THE TOTAL VOLUME OF ACCEPTANCES
PURCHASED DURING THE MONTH OF MAY, 1934.**

Bank of England	\$102,776.35 ✓
Account No. 1	120,673.16 ✓
Bank of France	171,816.30 ✓
*B. I. S. Guilder Bills	497,077.92 ✓
*B. I. S. Zloty Bills	130,090.45 ✓
*B. I. S. French Bills	-0-
1st Hungarian Credit	2,303,123.82 ✓
2nd Hungarian Credit	<u>\$3,325,558.00</u>

**SCHEDULE OF EACH FEDERAL RESERVE BANK'S PARTICIPATION
IN TOTAL VOLUME OF ACCEPTANCES PURCHASED**

Boston	7.8%	\$242,661.69 ✓
Philadelphia	10.4	350,511.32
Cleveland	9.6	319,253.57
Richmond	3.8	126,371.21
Atlanta	3.5	116,394.53
Chicago	12.6	424,657.95 ✓
*St. Louis	3.3	83,376.92 ✓
*Minneapolis	2.3	58,111.18
Kansas City	2.8	93,115.62 ✓
Dallas	2.8	93,115.62 ✓
San Francisco	7.1	236,114.62 ✓
	<u>65.4%</u>	\$ 2,143,684.23
New York	34.6%	<u>1,181,873.77</u> ✓
	100.0%	\$ 3,325,558.00

*

St. Louis and Minneapolis did not participate in Guilder, Zloty and French bills purchased for our account by the Bank for International Settlements, Boston, Philadelphia, and Chicago, took their pro-rata participation in shares of St. Louis and Minneapolis New York assumed the balance.

DECLASSIFIED
Authority E.O. 12958

Van ✓

Division of Bank Operations File

FEDERAL RESERVE BANK
OF NEW YORK

333 344-1



May 21, 1934.

S i r s : ATTENTION: Mr. E. L. Smead

We enclose a statement of the total volume of acceptances purchased through foreign banks, by countries, during the month of April, 1934, and the total allotments to the various Federal Reserve Banks.

Respectfully,

D. J. Cameron,
Manager, Foreign Department.

Federal Reserve Board,
Washington, D. C.

Enc.

DECLASSIFIED

Authority E.O. 12958

April - 1934

SCHEDULE SHOWING THE TOTAL VOLUME OF ACCEPTANCES
PURCHASED DURING THE MONTH OF APRIL, 1934

Bank of England		
Account No. 1	\$	49,694.81
Bank of France		38,489.24
*B. I. S. Guilder Bills		-0-
*B. I. S. Zloty Bills		336,321.28
*B. I. S. French Bills		85,894.26 ✓
1st Hungarian Credit		1,049,769.49 ✓
2nd Hungarian Credit		2,302,355.19 ✓
	\$	<u>3,862,524.27</u>

SCHEDULE OF EACH FEDERAL RESERVE BANK'S PARTICIPATION
IN TOTAL VOLUME OF ACCEPTANCES PURCHASED

Boston	7.2%	\$ 279,804.12
Philadelphia	10.4	404,161.50
Cleveland	9.6	370,802.33
Richmond	3.8	146,775.92
Atlanta	3.5	135,188.35
Chicago	12.6	489,657.21
*St. Louis	3.3	113,530.19
*Minneapolis	2.3	79,127.10
Kansas City	2.8	108,150.68
Dallas	2.8	108,150.68
San Francisco	7.1	274,239.22
	<u>65.4%</u>	<u>\$2,509,587.30</u>
New York	34.6	1,352,936.97
	<u>100.0%</u>	<u>\$3,862,524.27</u>

mfc


*St. Louis and Minneapolis did not participate in Guilder, Zloty and French bills purchased for our account by the Bank for International Settlements, Boston, Philadelphia, and Chicago, took their pro-rata participation in shares of St. Louis and Minneapolis. New York assumed the balance.

DECLASSIFIED
Authority E.O. 12958

b

**FEDERAL RESERVE BANK
OF NEW YORK**

Division of Bank Operations File



April 23, 1934.

S i r s : ATTENTION: Mr. E. L. Smead

We enclose a statement of the total volume of acceptances purchased through foreign banks, by countries, during the month of March, 1934, and the total allotments to the various Federal Reserve Banks.

Respectfully,

D. J. Cameron,
Manager, Foreign Department.

Federal Reserve Board,

Washington, D. C.

Enc.

DECLASSIFIED

Authority E.O. 12958*March 1934*SCHEDULE SHOWING THE TOTAL VOLUME OF ACCEPTANCES
PURCHASED DURING THE MONTH OF MARCH, 1934

Bank of England		\$	13,170.49 ✓
Account No. 1			
Bank of France			-0-
*B. I. S. Guilder Bills			109,062.50 ✓
*B. I. S. Zloty Bills.			599,724.35 ✓
*B. I. S. French Bills			213,768.77 ✓
1st Hungarian Credit			1,249,001.35 ✓
2nd Hungarian Credit			-0-
			<u>\$2,184,727.46</u>

SCHEDULE OF EACH FEDERAL RESERVE BANK'S PARTICIPATION
IN TOTAL VOLUME OF ACCEPTANCES PURCHASED

Boston	7.2%	\$	161,020.12
Philadelphia	10.4		232,584.61
Cleveland	9.6		209,733.84
Richmond	3.8		83,019.64
Atlanta	3.5		76,465.46
Chicago	12.6		281,785.21
*St. Louis	3.3		41,651.67
Minneapolis	2.3		29,029.95
Kansas City	2.8		61,172.37
Dallas	2.8		61,172.37
San Francisco	7.1		155,115.65
	<u>65.4%</u>		<u>\$1,392,750.89</u>
New York	34.6		791,976.57
	<u>100.0%</u>		<u>\$2,184,727.46</u>

*St. Louis and Minneapolis did not participate in Guilder, Zloty and French bills purchased for our account by the Bank for International Settlements, Boston, Philadelphia, and Chicago, took their pro-rate participation in shares of St. Louis and Minneapolis. New York assumed the balance.

DECLASSIFIED
Authority E.O. 12958

Division of Bank Operations File

pc

FEDERAL RESERVE BANK
OF NEW YORK

February 1934

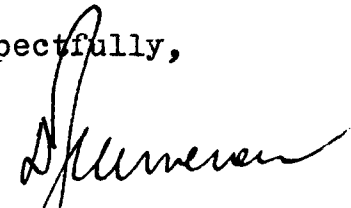
333,3447

April 6, 1934.

S i r s : ATTENTION: Mr. E. L. Smead

We enclose a statement of the total volume of acceptances purchased through foreign banks, by countries, during the month of February, 1934, and the total allotments to the various Federal Reserve Banks.

Respectfully,



D. J. Cameron,
Manager, Foreign Department.

Federal Reserve Board,
Washington, D. C.
Enc.

DECLASSIFIED

Authority E.O. 12958

February 1934
 SCHEDULE SHOWING THE TOTAL VOLUME OF ACCEPTANCES
 PURCHASED DURING THE MONTH OF FEBRUARY, 1934

Bank of England		
Account No. 1	\$	172,264.55 ✓
Bank of France		232,628.23 ✓
*B. I. S Guilder Bills		62,500.00 ✓
*B. I. S. Zloty Bills		336,882.20 ✓
1st Hungarian Credit		-0-
2nd Hungarian Credit		2,311,197.63 ✓
TOTAL		<u>\$3,115,472.61</u>

SCHEDULE OF EACH FEDERAL RESERVE BANK'S PARTICIPATION
 IN TOTAL VOLUME OF ACCEPTANCES PURCHASED

Boston	7.2%	\$225,924.34
Philadelphia	10.4	326,335.15
Cleveland	9.6	299,085.37 ✓
Richmond	3.8	118,387.96 ✓
Atlanta	3.5	109,041.54 ✓
Chicago	12.6	395,367.59 ✓
*St. Louis	3.3	89,630.99 ✓
Minneapolis	2.3	62,470.08
Kansas City	2.8	87,233.23
Dallas	2.8	87,233.23
San Francisco	7.1	<u>221,198.56</u> ✓
	<u>65.4%</u>	<u>\$2,021,908.04</u>
 New York	 34.6	 1,093,564.57 ✓
	<u>100.0%</u>	<u>\$3,115,472.61</u>

*St Louis and Minneapolis did not participate in Guilder and Zloty Bills purchased for our account by the Bank for International Settlement, Boston Philadelphia, and Chicago, took their pro-rata participation in shares of St. Louis and Minneapolis. New York assumed the Balance.

DECLASSIFIED
Authority E.O. 12958

Division of Bank Operations File

Van ✓
January 1934
**FEDERAL RESERVE BANK
OF NEW YORK**

333.344 -1

February 23, 1934.

S i r s : ATTENTION: Mr. E. L. Smead

We enclose a statement of the total volume of acceptances purchased through foreign banks, by countries, during the month of January, 1934, and the total allotments to the various Federal Reserve Banks.

Respectfully,

L. W. Knoke
L. W. Knoke,
Assistant Deputy Governor.

Federal Reserve Board,
Washington, D. C.

Enc.

DECLASSIFIED
Authority E.O. 12958

SCHEDULE SHOWING THE TOTAL VOLUME OF ACCEPTANCES
PURCHASED DURING THE MONTH OF JANU Y, 1934

January 1934

Bank of England, Account No. 1	\$ 16,583.10 ✓
Bank of France	617,859.99 ✓ 7 cents over schedule
*B. I. S. Guilder Bills	62,500.00 ✓
*B. I. S. Zloty Bills	490,234.83 ✓
1st Hungarian Credit	1,249,001.47 ✓
2nd Hungarian Credit	-0-
TOTAL	\$2,436,179.39

SCHEDULE OF EACH FEDERAL RESERVE BANK'S PARTICIPATION
IN TOTAL VOLUME OF ACCEPTANCES PURCHASED

Boston	7.2%	\$ 177,633.55
Philadelphia	10.4	256,581.79 ✓
Cleveland	9.6	233,873.22
Richmond	3.8	92,574.82 ✓
Atlanta	3.5	85,266.28
Chicago	12.6	310,858.70 ✓
*St. Louis	3.3	62,153.67 ✓
Minneapolis	2.3	43,319.22
Kansas City	2.8	68,213.02
Dallas	2.8	68,213.02
San Francisco	7.1	172,968.74 ✓
	<u>65.4%</u>	<u>\$1,571,656.03</u>
New York	<u>34.6</u>	<u>864,523.36</u>
	100.0%	\$2,436,179.39

*St. Louis and Minneapolis did not participate in Guilder and Zloty Bills purchased for our account by the Bank for International Settlement, Boston Philadelphia, and Chicago, took their pro-rata participation in shares of St. Louis and Minneapolis. New York assumed the Balance.

TOTAL NUMBER OF ITEMS 585

DECLASSIFIED
Authority E.O. 12958

Division of Bank Operations File

van ✓ *b*

**FEDERAL RESERVE BANK
OF NEW YORK**

333.344-1

January 18, 1934.

S i r s : ATTENTION: Mr. E. L. Smead

We enclose a statement of the total volume of acceptances purchased through foreign banks, by countries, during the month of December, 1933, and the total allotments to the various Federal Reserve Banks.

Respectfully,

D. J. Cameron
D. J. Cameron,
Manager, Foreign Department.

Federal Reserve Board,
Washington, D. C.

Enc.

DECLASSIFIED
Authority E.O. 12958

SCHEDULE SHOWING THE TOTAL VOLUME OF ACCEPTANCES
PURCHASED DURING THE MONTH OF DECEMBER 1933

Bank of England, Account #1	\$ 33,156.27 ✓	<i>our figures</i>
Bank of France	464,502.78	- 22,473.23
*B. I. S. Guilder Bills	221,418.84 ✓	
*B. I. S. Zloty Bills	355,953.11	- 140,151.7
First Austrian Credit	-0-	
First Hungarian Credit	-0-	
Second Hungarian Credit	<u>2,311,745.45</u>	
TOTAL	\$3,386,776.45	

SCHEDULE OF EACH FEDERAL RESERVE BANK'S PARTICIPATION
IN TOTAL VOLUME OF ACCEPTANCES PURCHASED

Boston	7.3%	\$ 249,637.12
Philadelphia	10.5	359,067.10
Cleveland	9.9	335,290.87 /
Richmond	3.9	132,084.28
Atlanta	3.5	118,537.17
Chicago	13.0	444,559.27
*St. Louis	3.4	95,519.75 /
*Minneapolis	2.3	64,616.31
Kansas City	2.9	98,216.52 /
Dallas	2.9	98,216.52 /
San Francisco	<u>7.0</u>	<u>237,074.35</u>
	66.6%	\$2,232,819.26
New York	<u>33.4</u>	<u>1,153,957.19</u>
	100.0%	\$3,386,776.45

*St. Louis and Minneapolis did not participate in Guilder and Zloty bills purchased for our account by the Bank for International Settlements. Boston, Philadelphia, and Chicago, took their pro-rata participation in shares of St. Louis and Minneapolis. New York assumed the balance.

DECLASSIFIED
Authority E.O. 12958

Division of Bank Operations File

van *b*
**FEDERAL RESERVE BANK
OF NEW YORK**

333.344-1

January 5, 1934.

S i r s : ATTENTION: Mr. E. L. Smead

We enclose a statement of the total volume of acceptances purchased through foreign banks, by countries, during the months of September to November, 1933, inclusive, and the total allotments to the various Federal Reserve Banks.

Respectfully,

[Signature]
D. J. Cameron,
Manager, Foreign Department.

Federal Reserve Board,
Washington, D. C.

Enc.

SCHEDULE SHOWING THE TOTAL VOLUME OF ACCEPTANCES
PURCHASED DURING THE MONTHS OF SEPTEMBER TO NOVEMBER, 1933, INCLUSIVE.

	<u>September</u>	<u>October</u>	<u>November</u>
Bank of England			
Account #1	\$ 33,117.10	\$ 3,310.00	\$ 152,529.72
Bank of France	293,529.69	471,674.79	271,238.79
*B.I.S. - Spec. a/c #5 - Guilders	-0-	188,045.14	-0-
*B.I.S. - Spec. a/c #5 - Zlotys	336,382.19	520,748.30	315,455.45
First Hungarian Credit	1,611,197.81	1,249,001.47	-0-
Second Hungarian Credit	<u>2,417,274.13</u>	<u>2,312,000.86</u>	<u>-0-</u>
TOTALS	\$4,692,000.92	\$4,744,780.56	\$ 739,223.96

SCHEDULE OF EACH FEDERAL RESERVE BANKS'
PARTICIPATION IN TOTAL VOLUME OF ACCEPTANCES PURCHASED.
1933

		<u>September</u>	<u>October</u>	<u>November</u>
*Boston	7.3%	\$ 343,917.84	\$ 349,318.27	\$ 55,275.96 -
*Philadelphia	10.5	494,676.34	502,444.09	79,506.52
Cleveland	9.9	464,508.09	469,733.27	73,183.17
Richmond	3.9	182,983.03	185,046.44	28,829.73 -
Atlanta	3.5	154,220.03	166,067.32	25,872.84 -
*Chicago	13.0	612,456.42	622,073.63 -	98,436.64 -
St. Louis	3.4	148,074.04	137,223.56 +	14,408.12
Minneapolis	2.3	100,167.73 -	92,827.70 -	9,746.67 -
Kansas City	2.9	136,068.03	137,598.64 -	21,437.50 -
Dallas	2.9	136,068.03	137,598.64 -	21,437.50 -
San Francisco	7.0	328,440.06	332,134.64 -	51,745.68 -
Total other F.R.Bks	66.6%	\$3,111,584.64	\$3,132,066.20	\$ 479,880.33
New York	33.4	<u>1,580,416.28</u>	<u>1,612,714.36</u>	<u>259,343.63 -</u>
Totals	100.0%	\$4,692,000.92	\$4,744,780.56	\$ 739,223.96

*St. Louis and Minneapolis did not participate in Guilder and Zloty bills purchased for our account by the Bank for International Settlements. Boston, Philadelphia and Chicago took their pro rata participation in shares of St. Louis and Minneapolis. New York assumed the balance.

DECLASSIFIED
Authority E.O. 12958

DECLASSIFIED
Authority E.O. 12958

Division of Bank Operations File

pan ✓ *J*
**FEDERAL RESERVE BANK
OF NEW YORK**

333344

September 22, 1933.

S i r s : ATTENTION: Mr. E. L. Smead

We enclose statements of the total volume of acceptances purchased through foreign banks, by countries, during the months of May, June, July, and August, and the total allotments to the various Federal Reserve Banks.

Respectfully,

D. J. Cameron
D. J. Cameron,
Manager, Foreign Department.

Federal Reserve Board,
Washington, D. C.

Encs.

DECLASSIFIED

Authority E.O. 12958

SCHEDULE SHOWING THE TOTAL VOLUME OF ACCEPTANCES
PURCHASED DURING THE MONTH OF MAY, 1933.

Bank of England, Account #1	\$	149,087.01
Bank of France		302,114.47
*B. I. S. Guilder Bills		-0-
*B. I. S. Zloty Bills		585,140.70
First Austrian Credit		796,050.11
First Hungarian Credit		-0-
Second Hungarian Credit		-0-
TOTAL		<u>\$1,832,392.29</u>

SCHEDULE OF EACH FEDERAL RESERVE BANK'S PARTICIPATION
IN TOTAL VOLUME OF ACCEPTANCES PURCHASED

Boston	7.3%	\$	136,199.41
Philadelphia	10.5		195,903.26
Cleveland	9.9		181,406.84
Richmond	3.9		71,463.30
Atlanta	3.5		64,133.73
Chicago	13.0		242,546.89
*St. Louis	3.4		42,406.56
*Minneapolis	2.3		28,686.78
Kansas City	2.9		53,139.37
Dallas	2.9		53,139.38
San Francisco	7.0		128,267.46
	<u>66.6%</u>		<u>1,197,292.98</u>
 New York	 33.4		 635,099.31
	<u>100.0%</u>		<u>\$1,832,392.29</u>

*St. Louis and Minneapolis did not participate in Guilder and Zloty bills purchased for our account by the Bank for International Settlements. Boston, Philadelphia, and Chicago, took their pro-rata participation in shares of St. Louis and Minneapolis. New York assumed the balance.

DECLASSIFIED
 Authority **E.O. 12958**

SCHEDULE SHOWING THE TOTAL VOLUME OF ACCEPTANCES
 PURCHASED DURING THE MONTH OF JUNE, 1933.

Bank of England,		\$ 6,620.00
Account #1		
Bank of France		279,131.60
*B. I. S. Guilder Bills		-0-
*B. I. S. Zloty Bills		383,437.67
First Austrian Credit		556,968.44
First Hungarian Credit		1,612,544.46
Second Hungarian Credit		<u>2,423,133.11</u>
TOTAL		5,261,835.28

SCHEDULE OF EACH FEDERAL RESERVE BANK'S PARTICIPATION
 IN TOTAL VOLUME OF ACCEPTANCES PURCHASED

Boston	7.3%	\$ 385,709.46
Philadelphia	10.5	554,787.57
Cleveland	9.9	520,921.69
Richmond	3.9	205,211.58
Atlanta	3.5	184,164.24
Chicago	13.0	686,879.86
*St. Louis	3.4	165,865.52
*Minneapolis	2.3	112,203.14
Kansas City	2.9	152,593.22
Dallas	2.9	152,593.22
San Francisco	7.0	<u>368,328.47</u>
	<u>66.6%</u>	3,489,257.97
 New York	 33.4	 <u>1,772,577.31</u>
	100.0%	\$5,261,835.28

*St. Louis and Minneapolis did not participate in Guilder and Zloty bills purchased for our account by the Bank for International Settlements. Boston, Philadelphia, and Chicago, took their pro-rata participation in shares of St. Louis and Minneapolis. New York assumed the balance.

DECLASSIFIED

Authority E.O. 12958

**SCHEDULE SHOWING THE TOTAL VOLUME OF ACCEPTANCES
PURCHASED DURING THE MONTH OF JULY, 1933.**

Bank of England, Account #1	\$	33,113.24
Bank of France		354,044.90
*B. I. S. Guilder Bills		-0-
*B. I. S. Zloty Bills		402,957.32
First Austrian Credit		1,407,009.84
First Hungarian Credit		1,611,024.02
Second Hungarian Credit		<u>2,423,505.56</u>
TOTAL		6,231,654.88

**SCHEDULE OF EACH FEDERAL RESERVE BANK'S PARTICIPATION
IN TOTAL VOLUME OF ACCEPTANCES PURCHASED**

Boston	7.3%	456,587.52
Philadelphia	10.5	656,735.46
Cleveland	9.9	616,933.83
Richmond	3.9	243,034.54
Atlanta	3.5	218,107.92
Chicago	13.0	813,101.05
*St. Louis	3.4	198,175.72
*Minneapolis	2.3	134,060.04
Kansas City	2.9	180,717.99
Dallas	2.9	180,717.99
San Francisco	7.0	<u>436,215.84</u>
	66.6%	4,134,387.90
 New York	 33.4	 2,097,266.98
	100.0%	<u>6,231,654.88</u>

*St. Louis and Minneapolis did not participate in Guilder and Zloty bills purchased for our account by the Bank for International Settlements. Boston, Philadelphia, and Chicago, took their pro-rata participation in shares of St. Louis and Minneapolis. New York assumed the balance.

DECLASSIFIED

Authority E.O. 12958

SCHEDULE SHOWING THE TOTAL VOLUME OF ACCEPTANCES
PURCHASED DURING THE MONTH OF AUGUST, 1933.

Bank of England, Account #1	\$	155,850.79
Bank of France		332,673.29
*B. I. S. Guilder Bills		-0-
*B. I. S. Zloty Bills		606,679.62
First Austrian Credit		482,245.85
First Hungarian Credit		-0-
Second Hungarian Credit		-0-
TOTAL		\$1,577,449.55

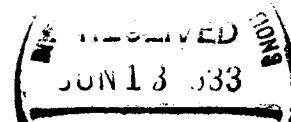
SCHEDULE OF EACH FEDERAL RESERVE BANK'S PARTICIPATION
IN TOTAL VOLUME OF ACCEPTANCES PURCHASED

Boston	7.3%	117,678.21
Philadelphia	10.5	169,263.18
Cleveland	9.9	156,167.51
Richmond	3.9	61,520.53
Atlanta	3.5	55,210.73
Chicago	13.0	209,563.94
*St. Louis	3.4	33,006.17
*Minneapolis	2.3	22,327.71
Kansas City	2.9	45,746.04
Dallas	2.9	45,746.04
San Francisco	7.0	110,421.47
	<u>66.6%</u>	<u>1,026,651.53</u>
New York	33.4	550,798.02
	<u>100.0%</u>	<u>1,577,449.55</u>

*St. Louis and Minneapolis did not participate in Guilder and Zloty bills purchased for our account by the Bank for International Settlements. Boston, Philadelphia, and Chicago, took their pro-rata participation in shares of St. Louis and Minneapolis. New York assumed the balance.

DECLASSIFIED
Authority E.O. 12958

Division of Bank Operations File



**FEDERAL RESERVE BANK
OF NEW YORK**


333,344-1

June 12, 1933.

S i r s : ATTENTION: Mr. E. L. Smead

We enclose statements of the total volume of acceptances purchased through foreign banks, by countries, during the months of February, March and April, 1933, and the total allotments to the various Federal Reserve Banks.

Respectfully,


D. J. Cameron,
Manager, Foreign Department.

Federal Reserve Board,
Washington, D. C.

Encs.

June 30, 1933

DECLASSIFIED

Authority E.O. 12958

SCHEDULE SHOWING THE TOTAL VOLUME OF ACCEPTANCES
PURCHASED DURING THE MONTH OF FEBRUARY, 1933.

Bank of England, Account #1	\$ 16,563.24 ✓
Bank of France	773,771.00 ✓
*B. I. S. Guilder Bills	-0- ✓
*B. I. S. Zloty Bills	431,900.26 ✓
First Austrian Credit	527,314.68 ✓
Reichsbank Credit	9,032,998.07 ✓
First Hungarian Credit	266.16 ✓
Second Hungarian Credit	-0- ✓
TOTAL	\$10,782,813.41

SCHEDULE OF EACH FEDERAL RESERVE BANK'S PARTICIPATION
IN TOTAL VOLUME OF ACCEPTANCES PURCHASED

Boston	7.3%	\$ 788,942.52
Philadelphia	10.5	1,134,780.33
Cleveland	9.9	1,067,498.53
Richmond	3.9	420,529.72
Atlanta	3.5	377,398.47
Chicago	13.0	1,404,966.12
*St. Louis	3.4	351,931.04
*Minneapolis	2.3	238,071.00
Kansas City	2.9	312,701.59
Dallas	2.9	312,701.59
San Francisco	7.0	754,796.94
	<u>66.6%</u>	<u>\$7,164,317.85</u>
 New York	 33.4	 3,618,495.56
	<u>100.0%</u>	<u>\$10,782,813.41</u> ✓

*St. Louis and Minneapolis did not participate in Guilder and Zloty bills purchased for our account by the Bank for International Settlements. Boston, Philadelphia, and Chicago, took their pro-rata participation in shares of St. Louis and Minneapolis. New York assumed the balance.

DECLASSIFIED
 Authority E.O. 12958

**SCHEDULE SHOWING THE TOTAL VOLUME OF ACCEPTANCES
 PURCHASED DURING THE MONTH OF MARCH, 1933**

Bank of England, Account #1	\$ 155,749.81 ✓
Bank of France	538,368.17 ✓
*B. I. S. Guilder Bills	-0-
*B. I. S. Zloty Bills	558,890.16 ✓
First Austrian Credit	1,110,053.81 ✓
Reichsbank Credit	23,828,113.15 ✓
First Hungarian Credit	1,611,951.41 ✓
Second Hungarian Credit	2,422,508.60 ✓
TOTAL	\$30,220,635.11

**SCHEDULE OF EACH FEDERAL RESERVE BANK'S PARTICIPATION
 IN TOTAL VOLUME OF ACCEPTANCES PURCHASED**

Boston	7.3%	\$ 2,208,431.90
Philadelphia	10.5	3,176,511.65
Cleveland	9.9	2,991,842.87
Richmond	3.9	1,178,604.77
Atlanta	3.5	1,057,722.23
Chicago	13.0	3,932,823.94
*St. Louis	3.4	1,008,499.32
*Minneapolis	2.3	682,220.14
Kansas City	2.9	876,798.42
Dallas	2.9	876,398.42
San Francisco	7.0	2,115,444.46
	<u>66.6%</u>	<u>\$20,104,898.12</u>
 New York	 33.4	 10,115,736.99
	<u>100.0%</u>	<u>\$30,220,635.11</u> ✓

*St. Louis and Minneapolis did not participate in Guilder and Zloty bills purchased for our account by the Bank for International Settlements. Boston, Philadelphia, and Chicago, took their pro-rata participation in shares of St. Louis and Minneapolis. New York assumed the balance.

DECLASSIFIED

Authority E.O. 12958

SCHEDULE SHOWING THE TOTAL VOLUME OF ACCEPTANCES
PURCHASED DURING THE MONTH OF APRIL, 1933.


Bank of England, Account #1	\$ 33,100.00 ✓
Bank of France	335,016.20 ✓
*B. I. S. Guilder Bills	-0-
*B. I. S. Zloty Bills	64,392.41 ✓
First Austrian Credit	1,816,838.56 ✓
Reichsbank Credit	3,490,760.49 ✓
First Hungarian Credit	1,610,658.18 ✓
Second Hungarian Credit	2,423,069.57 ✓
	<u>\$9,773,835.41</u>

SCHEDULE OF EACH FEDERAL RESERVE BANK'S PARTICIPATION
IN TOTAL VOLUME OF ACCEPTANCES PURCHASED

Boston	7.3%	\$ 713,757.92 ✓
Philadelphia	10.5	1,026,638.11
Cleveland	9.9	967,609.71
Richmond	3.9	381,179.58
Atlanta	3.5	342,084.24
Chicago	13.0	1,271,075.75
*St. Louis	3.4	330,121.06
*Minneapolis	2.3	223,317.18
Kansas City	2.9	283,441.23
Dallas	2.9	283,441.23
San Francisco	7.0	684,168.48
	<u>66.6%</u>	<u>\$6,506,834.49</u>
 New York	 33.4	 3,267,000.92
	<u>100.0%</u>	<u>\$9,773,835.41 ✓</u>

*St. Louis and Minneapolis did not participate in Guilder and Zloty bills purchased for our account by the Bank for International Settlements. Boston, Philadelphia, and Chicago, took their pro-rata participation in shares of St. Louis and Minneapolis. New York assumed the balance.

DECLASSIFIED
Authority E.O. 12958



FEDERAL RESERVE BANK
OF NEW YORK

Division of Bank Operations File

33-3344-1

February 18, 1933.

S i r s : ATTENTION: Mr. E. L. Smead

We enclose a statement of the total volume of acceptances purchased through foreign banks, by countries, during the month of January, 1933, and the total allotments to the various Federal Reserve Banks.

Respectfully,

L. W. Knoke,
Assistant Deputy Governor.

Federal Reserve Board,
Washington, D. C.

Enc.

DECLASSIFIED

Authority E.O. 12958

SCHEDULE SHOWING THE TOTAL VOLUME OF ACCEPTANCES
PURCHASED DURING THE MONTH OF JANUARY, 1933

Bank of England, Account #1	\$ 23,170.00 ✓
Bank of France	493,176.96 ✓
*B. I. S. Guilder Bills	-0-
*B. I. S. Zloty Bills	329,590.40 ✓
First Austrian Credit	1,482,452.56 ✓
Reichsbank Credit	7,165,756.99 ✓
First Hungarian Credit	1,611,637.31 ✓
Second Hungarian Credit	2,422,401.98 ✓
TOTAL	<u>\$13,528,116.20</u>

SCHEDULE OF EACH FEDERAL RESERVE BANK'S PARTICIPATION
IN TOTAL VOLUME OF ACCEPTANCES PURCHASED

Boston	7.3%	\$ 988,923.91 ✓
Philadelphia	10.5	1,422,424.80 ✓
Cleveland	9.9	1,339,283.50 ✓
Richmond	3.9	527,596.53 ✓
Atlanta	3.5	473,484.07 ✓
Chicago	13.0	1,761,097.37 ✓
*St. Louis	3.4	448,749.88 ✓
*Minneapolis	2.3	303,566.09 ✓
Kansas City	2.9	392,315.37 ✓
Dallas	2.9	392,315.37 ✓
San Francisco	7.0	946,968.14 ✓
	<u>66.6%</u>	<u>\$8,996,725.03</u>
 New York	 33.4	 4,531,391.17
	<u>100.0%</u>	<u>\$13,528,116.20</u>

*St. Louis and Minneapolis did not participate in Guilder and Zloty bills purchased for our account by the Bank for International Settlements. Boston, Philadelphia, and Chicago, took their pro-rata participation in shares of St. Louis and Minneapolis. New York assumed the balance.

DECLASSIFIED
Authority E.O. 12958

**FEDERAL RESERVE BANK
OF NEW YORK**

Division of Bank Operations File

333.344-1

January 23, 1933.

S i r s : ATTENTION: Mr. E. L. Smead

We enclose a statement of the total volume of acceptances purchased through foreign banks, by countries, during the month of December, 1932, and the total allotments to the various Federal Reserve Banks.

Respectfully,



L. W. Knoke,
Assistant Deputy Governor.

Federal Reserve Board,
Washington, D. C.
Enc.

DECLASSIFIED

Authority E.O. 12958*Carkey*

**SCHEDULE SHOWING THE TOTAL VOLUME OF ACCEPTANCES
PURCHASED DURING THE MONTH OF DECEMBER, 1932**

		Year - 1932
Bank of England,	\$ 152,248.60 ✓	\$946,465.28
Account #1		
Bank of France	134,176.95 ✓	4,591,685.30
*B. I. S. Guilder Bills	41,980.05 ✓	4,036,459.40
*B. I. S. Zloty Bills	629,452.54 ✓	5,441,045.78
First Austrian Credit	837,904.07 ✓	10,464,934.41
Reichsbank Credit	28,990,427.77 ✓	262,295,301.17
First Hungarian Credit	1,612,439.68 ✓	12,909,881.78
Second Hungarian Credit	2,422,673.96 ✓	19,418,552.42
TOTAL	\$34,821,273.62	320,104,325.54

**SCHEDULE OF EACH FEDERAL RESERVE BANK'S PARTICIPATIO
IN TOTAL VOLUME OF ACCEPTANCES PURCHASED**

			Total for 1932
Boston	7.6%	\$ 2,649,325.32	\$24,368,985.30 ✓
Philadelphia	10.3	3,590,532.98	33,026,387.95 ✓
Cleveland	10.1	3,516,948.64	32,330,536.89 ✓
Richmond	4.0	1,392,850.94	12,804,173.01 ✓
Atlanta	3.7	1,288,387.12	11,843,860.05 ✓
Chicago	13.4	4,671,178.84	42,966,368.80 ✓
St. Louis	3.5	1,195,245.49	10,871,938.72 ✓
Minneapolis	2.2	751,297.16	6,833,790.06 ✓
Kansas City	2.9	1,009,816.93	9,283,025.44 ✓
Dallas	2.8	974,995.66	8,962,921.11 ✓
San Francisco	6.9	2,402,667.88	22,087,198.46 ✓
	<u>67.4%</u>	<u>\$23,443,246.96</u>	
 New York	 32.6	 11,378,026.66	 104,725,139.75 ✓
	<u>100.0%</u>	<u>\$34,821,273.62</u>	<u>320,104,325.54</u> ✓

*St. Louis and Minneapolis did not participate in Guild Zloty bills purchased for our account by the Bank for national Settlements. Boston, Philadelphia, and Chicago, took their pro-rata participation in shares of St. Louis and Minneapolis. New York assumed the balance.

DECLASSIFIED

Authority E.O. 12958

Division of Bank Operations File

van ✓

B

**FEDERAL RESERVE BANK
OF NEW YORK**

333.344-1

January 6, 1933.

S i r s : ATTENTION: Mr. E. L. Smead

We enclose a statement of the total volume of acceptances purchased through foreign banks, by countries, during the month of November, 1932, and the total allotments to the various Federal Reserve Banks.

Respectfully,



L. W. Knoke,
Assistant Deputy Governor.

Federal Reserve Board,
Washington, D. C.
Enc.

DECLASSIFIED

Authority E.O. 12958

SCHEDULE SHOWING THE TOTAL VOLUME OF ACCEPTANCES
PURCHASED DURING THE MONTH OF NOVEMBER, 1932

Bank of England, Account #1	\$	33,943.43 ✓
Bank of France		689,125.69 ✓
*B.I.S.-Spec. a/c #5-Guilders		87,588.28 ✓
*B.I.S.-Spec. a/c #5-Zlotys		239,844.86 ✓
First Austrian Credit		626,158.34 ✓
Reichsbank Credit		10,245,871.11 ✓
First Hungarian Credit		19.58 ✓
Second Hungarian Credit		-0- .
<u>TOTAL</u>		<u>\$11,922,551.29</u>


SCHEDULE OF EACH FEDERAL RESERVE BANKS' PARTICIPATION
IN TOTAL VOLUME OF ACCEPTANCES PURCHASED

Boston	7.6%	\$	907,532.34
Philadelphia	10.3		1,229,945.14
Cleveland	10.1		1,204,177.68
Richmond	4.0		476,902.05
Atlanta	3.7		441,134.40
Chicago	13.4		1,600,122.80
St. Louis	3.5		405,829.13
Minneapolis	2.2		255,092.60
Kansas City	2.9		345,753.99
Dallas	2.8		333,831.44
San Francisco	6.9		822,656.04
	<u>67.4%</u>		<u>\$8,022,977.61</u>
New York	32.6		3,899,573.68
	<u>100.0%</u>		<u>\$11,922,551.29</u>

*St. Louis and Minneapolis did not participate in Guilder and Zloty bills purchased for our account by the Bank for International Settlements. Boston, Philadelphia, and Chicago took their pro-rata participation in shares of St. Louis and Minneapolis. New York assumed the balance.

DECLASSIFIED
Authority E.O. 12958

Division of Bank Operations File



FEDERAL RESERVE BANK
OF NEW YORK

333 3777

December 6, 1932.

S i r s : ATTENTION: Mr. Smead

We enclose a statement of the total volume of acceptances purchased through foreign banks, by countries, during the months of July to October, inclusive, and the total allotments to the various Federal Reserve Bank.

Very truly yours,

E. O. Douglas,
Manager, Foreign Department.

Federal Reserve Board,
Washington, D. C.

Enc.

SCHEDULE SHOWING THE TOTAL VOLUME OF ACCEPTANCES
PURCHASED DURING THE MONTHS OF JULY TO OCTOBER, 1932, INCLUSIVE.

	<u>July</u>	<u>August</u>	<u>September</u>	<u>October</u>
Bank of England, Account #1	\$129,095.48 ✓	\$ 31,496.10 ✓	\$ 145,854.92 ✓	\$ 13,565.00 ✓
Bank of France	395,810.37 ✓	340,719.81 ✓	445,286.08 ✓	388,812.45 ✓
*B.I.S. - Spec. a/c #5 - Guilders	598,444.24 ✓	178,297.91 ✓	307,811.92 ✓	540,716.62 ✓
*B.I.S. - Spec. a/c #5 - Zlotys	374,575.30 ✓	499,658.13 ✓	509,978.83 ✓	465,891.38 ✓
First Austrian Credit	1,440,334.73 ✓	437,078.53 ✓	653,470.49 ✓	1,123,274.98 ✓
Reichsbank Credit	7,516,704.41 ✓	9,991,433.66 ✓	35,215,189.52 ✓	8,611,969.58 ✓
First Hungarian Credit	1,611,177.76 ✓	-0-	1,611,593.01 ✓	1,610,909.68 ✓
Second Hungarian Credit	3,353,599.05 ✓	55.61 ✓	2,422,996.53 ✓	2,423,103.98 ✓
TOTALS	\$15,419,741.34	\$11,478,739.75	\$41,312,181.30	\$15,178,243.67

SCHEDULE OF EACH FEDERAL RESERVE BANKS' PARTI-
CIPATION IN TOTAL VOLUME OF ACCEPTANCES PURCHASED.
1932

	<u>July</u>	<u>August</u>	<u>September</u>	<u>October</u>
*Boston	7.6% \$ 1,176,115.46	\$ 875,321.13	\$ 3,143,268.45	\$ 1,157,907.15
*Philadelphia	10.3 1,593,945.96	1,186,290.47	4,259,955.92	1,569,268.90
Cleveland	10.1 1,557,393.87	1,159,352.72	4,172,530.31	1,533,002.61
Richmond	4.0 616,789.65	459,149.59	1,652,487.25	607,129.75
Atlanta	3.7 570,530.43	424,713.37	1,528,550.71	561,595.01
*Chicago	13.4 2,073,677.26	1,543,329.36	5,542,078.58	2,041,573.12
St. Louis	3.5 505,635.27	378,027.43	1,417,303.67	496,007.25
Minneapolis	2.2 317,827.88	237,617.25	890,876.59	311,775.98
Kansas City	2.9 447,172.50	332,883.45	1,198,053.26	440,169.07
Dallas	2.8 431,752.76	321,404.71	1,156,741.08	424,990.82
San Francisco	6.9 1,063,962.15	792,033.04	2,850,540.51	1,047,298.81
Total other F.R.Bks	67.4 10,354,803.19	7,710,122.52	27,812,386.33	10,190,718.47
New York	32.6 5,064,938.15	3,768,617.23	13,499,794.97	4,987,525.20
Totals	100.0% 15,419,741.34	\$11,478,739.75	\$41,312,181.30	\$15,178,243.67

*St. Louis and Minneapolis did not participate in Guilder and Zloty bills purchased for our account by the Bank for International Settlements. Boston, Philadelphia, and Chicago took their pro rata participation in shares of St. Louis and Minneapolis. New York assumed the balance.

DECLASSIFIED
Authority E.O. 12958

DECLASSIFIED
Authority E.O. 12958

APR 6 1932

Division of Bank Operations File

333,344-1

**FEDERAL RESERVE BANK
OF NEW YORK**

April 5, 1932.

S i r s: ATTENTION: Mr. Smead

We enclose a statement showing the total volume of acceptances purchased through Foreign Banks, by countries, during the months of January and February, and the total allotments to the various Federal Reserve Banks.

Respectfully,



L. W. Knoke,
Assistant Deputy Governor.

Federal Reserve Board,
Washington, D. C.

Enc.

March
April
May
June

DECLASSIFIED
Authority E.O. 12958

SCHEDULE SHOWING THE TOTAL VOLUME OF ACCEPTANCES
PURCHASED DURING THE MONTHS OF JANUARY AND FEBRUARY, 1932.

	<u>January</u>	<u>February</u>
Bank of England		
Account #1	\$ 174,130.86 ✓	\$ 16,928.15 ✓
Bank of France	242,302.17 ✓	649,674.72 ✓
*B.I.S. Spec. a/c #5 Guilders	585,957.60 ✓	418,247.79 ✓
*B.I.S. Spec. a/c #5 Zlotys	818,366.85 ✓	191,270.13 ✓
First Austrian Credit	1,777,097.31 ✓	512,622.87 ✓
Reichsbank Credit	12,455,512.47 ✓	30,303,085.41 ✓
First Hungarian Credit	1,618,618.93 ✓	-0-
Second Hungarian Credit	2,441,327.54 ✓	-0-
Totals	\$20,113,313.73 ✓	\$32,091,829.07 ✓

SCHEDULE OF EACH FEDERAL RESERVE BANKS' PARTICIPATION IN
TOTAL VOLUME OF ACCEPTANCES PURCHASED
1932

		<u>January</u>	<u>February</u>
*Boston	7.6%	\$ 1,534,695.37	\$ 2,441,619.44
*Philadelphia	10.3	2,079,916.10	3,309,036.87 ✓
Cleveland	10.1	2,031,444.69 -	3,241,274.74 ✓
Richmond	4.0	804,532.55	1,283,673.16
Atlanta	3.7	744,192.61 -	1,187,397.68 ✓
*Chicago	13.4	2,705,910.27	4,304,960.59 ✓
St. Louis	3.5	654,814.62 -	1,101,880.89 ✓
Minneapolis	2.2	411,597.76 -	692,610.85 ✓
Kansas City	2.9	583,286.10	930,663.04
Dallas	2.8	563,172.78 -	898,571.21
San Francisco	6.9	1,387,818.65 -	2,214,336.21
Total other			
F.R. Banks	67.4%	\$13,501,381.50	\$21,606,024.68
New York	32.6	6,611,932.23	10,485,804.32
Totals	100.0%	\$20,113,313.73	\$32,091,829.07

*St. Louis and Minneapolis did not participate in Guilder and Zloty bills purchased for our account by the Bank for International Settlements. Boston, Philadelphia and Chicago took their pro rata participation in shares of St. Louis and Minneapolis. New York assumed the balance.

DECLASSIFIED
Authority E.O. 12958

✓
Bo
**FEDERAL RESERVE BANK
OF NEW YORK**

July 29, 1932

S i r s : ATTENTION: Mr. Smead.

We enclose a statement showing the total volume of acceptances purchased through foreign banks, by countries, during the months of March to June, inclusive, and the total allotments to the various Federal reserve banks.

Very truly yours,

E. O. Douglas

E. O. Douglas,
Manager, Foreign Department.

Federal Reserve Board,
Washington, D. C.

Enc.

SCHEDULE SHOWING THE TOTAL VOLUME OF ACCEPTANCES
PURCHASED DURING THE MONTHS OF MARCH TO JUNE, 1932, INCLUSIVE.

	<u>March</u>	<u>April</u>	<u>May</u>	<u>June</u>
Bank of England, Account #1	\$ 30,564.85 ✓	\$ 150,545.20 ✓	\$ 10,208.90 ✓	\$ 57,883.79 ✓
Bank of France	108,890.88 ✓	530,186.74 ✓	367,860.23 ✓	298,839.21 ✓
*B.I.S. - Spec. a/c #5 - Guilders	123,161.36 ✓	627,653.79 ✓	264,492.46 ✓	262,137.38 ✓
*B.I.S. - Spec. a/c #5 - Zlotys	481,372.46 ✓	486,757.24 ✓	142,022.22 ✓	601,855.84 ✓
First Austrian Credit	402,490.28 ✓	1,343,087.10 ✓	802,162.86 ✓	509,252.85 ✓
Reichsbank Credit	34,772,333.65 ✓	37,198,172.84 ✓	10,717,607.92 ✓	36,276,992.83 ✓
First Hungarian Credit	1,618,781.63 ✓	1,613,125.46 ✓	-0-	1,613,216.05 ✓
Second Hungarian Credit	1,478,153.49 ✓	3,381,425.43 ✓	-0-	1,495,216.83 ✓
TOTALS	\$39,015,748.60 ✓	\$45,330,953.80 ✓	\$12,304,354.59 ✓	\$41,115,394.78

SCHEDULE OF EACH FEDERAL RESERVE BANKS' PARTICI-
PATION IN TOTAL VOLUME OF ACCEPTANCES PURCHASED.
1932

		<u>March</u>	<u>April</u>	<u>May</u>	<u>June</u>
*Boston	7.6%	\$ 2,967,815.73	\$ 3,449,980.12	\$ 936,891.97	\$ 3,128,512.82
*Philadelphia	10.3	4,022,171.33	4,675,630.95	1,269,735.17	4,239,958.16
Cleveland	10.1	3,940,590.61	4,578,426.34	1,242,739.81	4,152,654.87
Richmond	4.0	1,560,629.95	1,313,238.15	492,174.18	1,644,615.79
Atlanta	3.7	1,443,582.70	1,677,245.29	455,261.12	1,521,269.61
*Chicago	13.4	5,232,727.74	6,082,859.68	1,651,888.48	5,516,062.08
St. Louis	3.5	1,344,392.52	1,547,573.99	416,424.40	1,408,799.06
Minneapolis	2.2	845,046.73	972,763.94	261,752.48	885,530.84
Kansas City	2.9	1,131,456.71	1,314,597.66	356,826.28	1,192,346.45
Dallas	2.8	1,092,440.96	1,269,266.71	344,521.93	1,151,231.05
San Francisco	6.9	2,692,086.65	3,127,835.81	849,000.47	2,836,962.24
Total other F.R.Bks	67.4	\$26,272,941.63	\$30,509,423.64	\$3,277,216.29	\$27,677,942.97
New York	32.6	12,742,806.97	14,821,530.16	4,027,138.30	13,437,451.81
Totals	100.0%	\$39,015,748.60 ✓	\$45,330,953.80 ✓	\$12,304,354.59 ✓	\$41,115,394.78 ✓

* St. Louis and Minneapolis did not participate in Guilder and Zloty bills purchased for our account by the Bank for International Settlements. Boston, Philadelphia, and Chicago took their pro rata participation in shares of St. Louis and Minneapolis. New York assumed the balance.

DECLASSIFIED
Authority E.O. 12958

DECLASSIFIED

Authority E.O. 12958*Mr. Caskey*

Division of Bank Operations File

FEDERAL RESERVE BANK
OF NEW YORK

333.344-1

February 20, 1932.

S i r s : ATTENTION: Mr. Merrick, Division of
Bank Operations.

Following our recent telephone conversation, we enclose a statement showing the total volume of acceptances purchased by countries by months during the year 1931. We also enclose a revised statement showing each Federal reserve bank's participation in these totals.

The revision was necessitated in part by the fact that owing to delay in receipt of schedules for the latter part of May and latter part of June we had included the figures contained therein in the totals of June and July respectively. In preparing the statement which we sent to you on February 3 we did not treat replacements of matured bills as new purchases, whereas in the revised statement we have considered replacements as entirely new investments. As the result of the above corrections the totals of the two enclosed statements now coincide.

In July and August we purchased the equivalent in sterling bills of \$1,757,802.22 and \$2,644,984.64 respectively which on August 8 were transferred to the Bank of England credit as part of the first drawing under that credit. As in our opinion, this represented merely a transfer of the bills in question from one account to another, we did not

DECLASSIFIED
Authority E.O. 12958

FEDERAL RESERVE BANK OF NEW YORK 2.

February 20, 1932.

include them as a new separate purchase.

Very truly yours,

E. O. Douglas

E. O. Douglas,
Manager, Foreign Department.

Federal Reserve Board,
Washington, D. C.

Enc.

1757.802.22
2644.984.64
125.888.588.73
4402.786.86
171.485.801.87

REVISED SCHEDULE OF EACH FEDERAL RESERVE BANKS' PARTICIPATION IN
TOTAL VOLUME OF ACCEPTANCES PURCHASED **(8)**

		1931					
		<u>JANUARY</u>	<u>FEBRUARY</u>	<u>MARCH</u>	<u>APRIL</u>	<u>MAY</u>	<u>JUNE</u>
Boston	7.5%	\$ 1,971,461.99	\$ 298,921.67	\$ 60,974.89	\$ 32,064.87	\$ 58,749.38	\$ 772,656.35
Philadelphia	9.9	2,602,329.82	394,576.61	80,486.85	42,325.63	77,549.18	1,019,906.39
Cleveland	10.1	2,654,902.14	402,547.85	82,112.85	43,180.69	79,115.83	1,040,510.55
Richmond	4.0	1,051,446.39	159,424.89	32,519.94	17,101.26	31,333.00	412,083.39
Atlanta	3.6	946,301.75	143,482.40	29,267.95	15,391.14	28,199.70	370,875.05
Chicago	13.5	3,548,631.58	538,059.01	109,754.80	57,716.77	105,748.88	1,390,781.43
St. Louis	3.5	920,015.59	139,496.78	28,454.95	14,963.61	27,416.38	360,572.96
Minneapolis	2.3	604,581.68	91,669.31	18,698.97	9,833.23	18,016.48	236,947.95
Kansas City	2.9	762,298.64	115,583.05	23,576.96	12,398.42	22,716.43	298,760.46
Dallas	3.0	738,584.80	119,568.67	24,389.96	12,825.95	23,499.75	309,062.54
San Francisco	6.8	1,787,458.87	271,022.31	55,283.90	29,072.15	53,266.10	700,541.76
Total other F. R. Banks	67.1%	\$17,638,013.25	\$2,674,352.55	\$545,522.02	\$286,873.72	\$525,611.11	\$ 6,912,698.83
New York	32.9	8,648,146.58	1,311,269.73	267,476.52	140,657.91	257,713.94	3,389,385.86
Grand Total	100.0%	\$26,286,159.83	\$3,985,622.28	\$812,998.54	\$427,531.63	\$783,325.05	\$10,302,084.69

		<u>JULY</u>	<u>AUGUST</u>	<u>SEPTEMBER</u>	<u>OCTOBER</u>	<u>NOVEMBER</u>	<u>DECEMBER</u>
			**	* - **	* - **	*	*
Boston	7.5%	\$ 3,706,321.16	\$ 12,702,770.21	\$ 6,294,637.04	\$ 2,611,022.37	\$ 2,350,216.31	\$ 2,084,076.33
Philadelphia	9.9	4,892,343.93	15,767,656.67	8,308,920.88	3,446,549.53	3,102,285.52	2,750,980.75
Cleveland	10.1	4,991,179.16	16,308,641.85	8,356,522.61	3,304,152.47	3,156,183.83	2,806,425.87
Richmond	4.0	1,976,704.62	1,778,157.33	2,711,587.37	155,570.26	1,249,973.79	1,111,455.79
Atlanta	3.6	1,779,034.15	2,059,614.55	2,440,428.64	140,013.22	1,124,976.42	1,000,310.21
Chicago	13.5	6,671,378.08	22,864,986.37	11,330,346.65	4,699,840.25	4,230,389.36	3,751,337.40
St. Louis	3.5	1,729,616.54	1,152,890.30	2,302,116.96	118,843.14	1,041,303.96	971,745.61
Minneapolis	2.3	1,136,605.15	757,613.63	1,512,819.72	78,096.92	684,285.46	638,575.69
Kansas City	2.9	1,433,110.85	4,682,679.34	2,399,397.58	948,717.04	906,231.00	805,805.45
Dallas	3.0	1,482,528.46	4,632,765.75	2,457,551.49	934,025.26	937,480.35	833,591.84
San Francisco	6.8	3,360,397.85	10,500,935.70	5,570,450.06	2,117,123.94	2,124,955.45	1,889,474.84
Total other F. R. Banks	67.1%	\$33,159,219.95	\$ 94,208,711.70	\$53,684,779.00	\$18,553,954.40	\$20,908,281.45	\$18,643,779.78
New York	32.9	16,258,395.48	60,216,813.21	28,233,604.08	12,580,221.16	10,341,063.41	9,142,614.99
Grand Total	100.0%	\$49,417,615.43	\$154,425,524.91	\$81,918,383.08	\$31,134,175.56	\$31,249,344.86	\$27,786,394.77

* St. Louis and Minneapolis did not participate in Guilder and Zloty bills purchased for our account by the Bank for International Settlements. Boston, Philadelphia and Chicago took their pro rata participation in shares of St. Louis and Minneapolis. New York assumed the balance.

** St. Louis and Minneapolis did not participate in bills purchased under Bank of England credit contract. Boston, Philadelphia, Cleveland, Chicago, and Kansas City took their pro rata participation in shares of St. Louis and Minneapolis. Richmond and Atlanta did not take a full participation in Bank of England credit and Boston, Philadelphia, and Chicago took their pro rata share in the portion not taken by these banks. New York assumed the balance.

This revised statement coincides with the original through the month of April only.

DECLASSIFIED

Authority E.O. 12958

my

van

FEB 4 1932

Division of Bank Operations File

333 344-1

**FEDERAL RESERVE BANK
OF NEW YORK**

February 3, 1932.

Mr. E. L. Smead, Chief,
Division of Bank Operations,
Federal Reserve Board,
Washington, D. C.

Dear Mr. Smead:

In accordance with your request, we enclose
a schedule showing each Federal reserve bank's parti-
cipation in the total volume of acceptances purchased
(Investments through Foreign Banks) by months, from
January to December, 1931.

Very truly yours,

E. O. Douglas

E. O. Douglas,
Manager, Foreign Department.

Enc.

**SCHEDULE OF EACH FEDERAL RESERVE BANK'S PARTICIPATION IN
TOTAL VOLUME OF ACCEPTANCES PURCHASED**

		1931					
		JANUARY	FEBRUARY	MARCH	APRIL	MAY	JUNE
Boston	7.5%	\$1,971,461.99	\$ 298,921.67	\$ 60,974.89	\$ 32,064.87	\$ 9,602.69	\$ 768,831.66
Philadelphia	9.9	2,602,329.82	394,576.61	80,486.85	42,325.63	12,675.55	1,014,989.79
Cleveland	10.1	2,654,902.14	402,547.85	82,112.85	43,180.69	12,931.63	1,035,494.64
Richmond	10.68	1,051,446.39	159,424.89	32,519.94	17,101.26	5,121.44	410,096.89
Atlanta	3.6	946,301.75	143,482.40	29,267.95	15,391.14	4,609.29	369,087.20
Chicago	13.5	3,548,631.58	538,059.01	109,754.80	57,716.77	17,284.85	1,384,076.99
St. Louis	2.5	920,015.59	139,496.78	28,454.95	14,963.61	4,481.26	358,834.77
Minneapolis	2.3	604,581.68	91,669.31	18,698.97	9,833.23	2,944.83	235,805.71
Kansas City	2.9	762,298.64	115,583.05	23,576.96	12,398.42	3,713.04	297,320.24
Dallas	3.0	788,584.80	119,568.67	24,389.96	12,825.95	3,841.08	307,572.66
San Francisco	6.8	1,787,458.87	271,022.31	55,283.90	29,072.15	8,706.44	697,164.71
Total other F. R. Banks	67.1%	\$11,638,013.25	\$2,674,352.55	\$545,522.02	\$286,873.72	\$85,912.10	\$6,879,375.26
New York	32.9	8,548,146.58	1,311,269.73	267,476.52	140,657.91	42,123.82	3,373,046.89
Grand Total	100.0%	\$26,286,159.83	\$3,985,622.28	\$812,998.54	\$427,531.63	\$128,035.92	\$10,252,422.15

		JULY	AUGUST	SEPTEMBER	OCTOBER	NOVEMBER	DECEMBER
		* - **	* - **	* - **	* - **	*	*
Boston	7.5%	\$ 3,706,102.56	\$ 12,687,932.63	\$ 6,265,130.16	\$ 2,602,543.18	\$ 2,336,427.32	\$ 2,074,759.01
Philadelphia	9.9	4,892,055.38	16,742,071.07	8,269,971.80	3,435,357.01	3,084,084.05	2,738,681.89
Cleveland	10.1	4,990,884.78	16,288,560.58	8,316,786.69	3,292,731.41	3,137,614.68	2,793,878.55
Richmond	4.0	1,976,588.03	1,770,243.96	2,695,850.38	151,033.76	1,242,619.67	1,106,486.55
Atlanta	3.6	1,778,929.23	2,052,492.51	2,426,265.34	135,930.37	1,118,357.71	995,837.90
Chicago	13.5	6,670,984.61	22,838,278.73	11,277,234.28	4,684,577.72	4,205,569.16	3,734,566.22
St. Louis	3.5	1,729,814.53	1,145,966.10	2,288,347.09	114,873.70	1,034,869.32	967,397.52
Minneapolis	2.3	1,136,538.12	753,063.44	1,533,770.94	75,488.43	680,056.98	635,718.38
Kansas City	2.9	1,433,026.33	4,676,942.14	2,387,288.26	945,437.74	900,899.26	802,202.75
Dallas	3.0	1,482,441.03	4,626,830.72	2,445,748.74	930,632.32	931,964.76	829,864.92
San Francisco	6.8	3,360,199.66	10,487,482.96	5,543,697.18	2,109,433.28	2,112,453.45	1,881,027.14
Total other F.R.Banks	67.1%	\$33,157,264.26	\$94,075,964.84	\$53,420,790.84	\$18,478,038.92	\$20,784,916.36	\$18,560,420.83
New York	32.9	16,257,436.57	60,151,725.70	28,104,167.25	12,343,038.65	10,280,575.55	9,101,743.02
Grand Total	100.0%	\$49,414,700.83	\$154,227,690.54	\$81,524,958.09	\$31,021,077.57	\$31,065,491.91	\$27,662,163.85

* St. Louis and Minneapolis did not participate in Guilder and Zloty bills purchased for our account by the Bank for International Settlements. Boston, Philadelphia and Chicago, took their pro rata participation in shares of St. Louis and Minneapolis. New York assumed the balance.

** St. Louis and Minneapolis did not participate in bills purchased under Bank of England credit contract. Boston, Philadelphia, Cleveland, Chicago, and Kansas City took their pro rata participation in shares of St. Louis and Minneapolis. Richmond and Atlanta did not take a full participation in Bank of England credit and Boston, Philadelphia, and Chicago took their pro rata share in the portion not taken by these banks. New York assumed the balance.

See revised copy attached

DECLASSIFIED
Authority E.O. 12958

**SCHEDULE SHOWING THE TOTAL VOLUME OF ACCEPTANCES
PURCHASED BY MONTHS FOR YEAR 1931.**

	<u>JANUARY</u>	<u>FEBRUARY</u>	<u>MARCH</u>	<u>APRIL</u>	<u>MAY</u>	<u>JUNE</u>
Bank of England Account #1	\$25,889,830.75 ✓	\$ 3,735,331.74 ✓	\$ 474,821.68 ✓	\$ -0-	\$ -0-	\$ 253,604.64 ✓
Bank of France	396,329.08 ✓	250,290.54 ✓	338,176.86 ✓	427,531.63 ✓	128,035.92 ✓	524,162.10 ✓
First Austrian Credit	-0-	-0-	-0-	-0-	655,289.13 ✓	436,408.16 ✓
First Hungarian Credit	-0-	-0-	-0-	-0-	-0-	1,988,945.89 ✓
Reichsbank	-0-	-0-	-0-	-0-	-0-	7,098,963.90 ✓
TOTALS	\$26,286,159.83	\$ 3,985,622.28	\$ 812,998.54	\$ 427,531.63	\$ 783,325.05	\$10,302,084.69

	<u>JULY</u>	<u>AUGUST</u>	<u>SEPTEMBER</u>	<u>OCTOBER</u>	<u>NOVEMBER</u>	<u>DECEMBER</u>
Bank of England, Account #1	\$ 1,757,802.22 ✓	\$ 2,834,643.12 ✓	\$ 9,698.60 ✓	\$ 63,507.37 ✓	\$ 190,504.41 ✓	\$ 9,698.60 ✓
Bank of France	288,093.93 ✓	273,344.02 ✓	589,983.41 ✓	110,920.35 ✓	649,941.61 ✓	207,337.22 ✓
First Austrian Credit	394,362.78 ✓	1,813,572.86 ✓	658,889.67 ✓	1,619,486.57 ✓	728,153.48 ✓	266,709.47 ✓
First and Second Hungarian Credits	3,305,986.95 ✓	2,558,061.70 ✓	4,813,403.64 ✓	31,269.03 ✓	2,432,798.16 ✓	5,682,506.64 ✓
Reichsbank	43,671,369.55 ✓	25,460,101.34 ✓	59,702,795.06 ✓	1,570,334.91 ✓	25,750,144.16 ✓	21,597,908.40 ✓
**Bank of England, Account #2	-0-	121,485,801.87 ✓	14,128,698.63 ✓	27,244,919.17 ✓	-0-	-0-
*B.I.S. Spec.Dep. A/C Zloty	-0-	-0-	1,010,829.38 ✓	200,425.94 ✓	786,980.00 ✓	22,234.44 ✓
I.S. Spec.Dep. A/C Guilders	-0-	-0-	1,004,084.69 ✓	293,312.22 ✓	710,823.04 ✓	-0-
TOTALS	\$49,417,615.43	\$154,425,524.91	\$81,918,383.08	\$31,134,175.56	\$31,249,344.86	\$27,786,394.77

* St. Louis and Minneapolis did not participate in Guilder and Zloty bills purchased for our account by the Bank for International Settlements. Boston, Philadelphia, and Chicago took their pro rata participation in shares of St. Louis and Minneapolis. New York assumed the balance.

** St. Louis and Minneapolis did not participate in bills purchased under Bank of England credit contract. Boston, Philadelphia, Cleveland, Chicago, and Kansas City took their pro rata participation in shares of St. Louis and Minneapolis. Richmond and Atlanta did not take a full participation in Bank of England credit and Boston, Philadelphia, and Chicago took their pro rata share in the portion not taken by these banks. New York assumed the balance.

418,529,160.63

DECLASSIFIED
Authority E.O. 12958

DECLASSIFIED
Authority E.O. 12958

333.344-1

The information for this statement was supplied by the FRBank
of New York by telephone to Mr Myrick

STATEMENT OF BANKERS ACCEPTANCES AND SECURITIES HELD FOR FOREIGN
ACCOUNTS BY MONTH-ENDS FOR THE PERIOD 1920-1927, INCLUSIVE

	<u>1920</u>		<u>1921</u>		<u>1922</u>	
	<u>BANKERS</u> <u>ACCEPTANCES</u>	<u>SECURITIES</u>	<u>BANKERS</u> <u>ACCEPTANCES</u>	<u>SECURITIES</u>	<u>BANKERS</u> <u>ACCEPTANCES</u>	<u>SECURITIES</u>
January	\$ -	\$ -	\$38,135,598.68	\$13,405,616.07	\$57,880,471.05	\$16,358,000.00
February	-	-	35,238,988.44	13,452,768.77	58,980,994.18	10,155,000.00
March	33,640,009.27	-	42,203,642.06	15,521,697.22	47,830,941.54	5,978,000.00
April	45,067,801.56	-	52,288,652.80	15,861,500.00	63,715,855.53	6,349,500.00
May	42,201,671.18	-	83,382,577.37	25,861,000.00	58,379,124.83	7,435,500.00
June	30,708,954.73	-	86,159,708.00	34,318,000.00	57,883,072.42	1,908,000.00
July	32,257,433.14	-	80,603,608.86	39,769,500.00	52,280,052.48	2,545,500.00
August	32,983,990.88	-	60,030,408.47	39,264,000.00	49,922,982.33	2,206,000.00
September	27,357,770.11	-	55,418,357.18	33,815,500.00	45,475,065.41	2,942,500.00
October	27,151,314.63	-	53,785,108.68	17,359,000.00	47,920,432.40	8,231,500.00
November	34,554,233.36	-	52,044,259.32	17,384,000.00	45,420,712.40	9,731,500.00
December	37,612,008.35	-	48,312,538.88	16,396,000.00	48,505,148.41	9,350,000.00

	<u>1923</u>		<u>1924</u>		<u>1925</u>	
January	\$48,423,589.52	\$10,000,000.00	\$19,208,681.76	\$15,432,000.00	\$57,405,182.85	\$ 4,927,000.00
February	43,055,297.94	14,163,500.00	13,075,656.45	4,227,500.00	58,070,771.91	5,002,000.00
March	57,364,973.99	20,298,500.00	13,121,204.19	4,537,500.00	60,507,861.93	4,443,000.00
April	46,401,421.05	21,398,500.00	23,651,554.13	4,807,500.00	54,321,047.59	3,819,000.00
May	38,736,338.36	21,498,500.00	43,619,832.82	3,867,500.00	40,345,283.77	6,202,000.00
June	42,188,166.95	21,558,000.00	42,375,087.51	2,937,000.00	39,570,672.73	7,039,000.00
July	38,225,844.62	18,558,000.00	41,474,841.58	3,187,000.00	33,961,448.26	11,639,000.00
August	43,645,189.28	18,558,000.00	31,460,837.35	2,207,000.00	33,653,004.35	19,301,000.00
September	42,508,579.72	23,498,500.00	22,518,359.78	5,940,500.00	36,401,513.22	29,207,000.00
October	52,297,291.57	21,950,000.00	26,406,000.74	5,780,500.00	39,605,892.66	33,682,000.00
November	32,593,584.54	21,950,000.00	30,090,423.56	5,670,500.00	42,606,243.36	33,257,000.00
December	21,369,463.04	19,292,000.00	50,496,688.27	5,804,000.00	72,895,909.65	34,144,000.00

	<u>1926</u>		<u>1927</u>	
January	\$36,047,825.00	\$ 48,724,000.00	\$96,570,597.61	\$210,278,000.00
February	36,144,074.55	63,259,000.00	95,020,314.14	224,878,000.00
March	71,543,516.69	65,145,000.00	150,147,906.80	194,286,000.00
April	69,111,531.17	69,185,000.00	149,234,454.41	186,944,000.00
May	64,011,715.58	72,833,000.00	162,304,627.71	271,979,500.00
June	56,662,395.83	75,793,000.00	148,586,552.63	282,604,500.00
July	55,258,966.91	95,948,000.00	153,132,960.46	287,561,000.00
August	47,206,922.58	102,135,000.00	167,243,024.79	258,257,000.00
September	47,543,313.00	116,374,500.00	189,833,311.58	310,930,000.00
October	42,505,823.59	126,117,500.00	190,889,197.07	316,477,000.00
November	50,785,262.14	156,059,500.00	187,893,304.69	335,676,000.00
December	61,808,820.58	182,691,000.00	230,665,373.89	317,709,000.00

DECLASSIFIED
Authority E.O. 12958