

DECLASSIFIED
Authority E.O. 12958

RECORDED IN FILES SECTION
JAN 3 - 1940
3338344-1

**FEDERAL RESERVE BANK
OF NEW YORK**

November 28, 1939

Mr. E. L. Smead, Chief,
Division of Bank Operations,
Board of Governors of the
Federal Reserve System,
Washington, D. C.

Dear Mr. Smead:

We enclose a statement of the total volume of acceptances purchased through foreign banks, by countries, (exclusive of bills purchased under the Hungarian Credit) from October 1, 1939 to October 19, 1939, on which date our bill portfolios were liquidated, and the total allotment to each Federal reserve bank.

Very truly yours,

D. J. Cameron
D. J. Cameron,
Manager, Foreign Department.

Enc.

FOR [unclear]
M. F. C. [unclear]

DECLASSIFIED
 Authority E.O. 12958

RECEIVED IN FILES SECTION
 JAN 5 - 1940

SCHEDULE SHOWING THE TOTAL VOLUME OF
 ACCEPTANCES PURCHASED FROM OCTOBER 1,
 TO OCTOBER 19, 1939. *

Bank of England	\$ 82,750.00
Bank for International Settlements	
French Bills	-0-
	\$ 82,750.00

SCHEDULE OF EACH FEDERAL RESERVE BANK'S
 PARTICIPATION IN TOTAL VOLUME OF ACCEPTANCES
 PURCHASED

Boston	7.2%	5,958.00
Philadelphia	9.7	8,026.75
Cleveland	9.3	7,695.75
Richmond	4.3	3,558.25
Atlanta	3.5	2,896.25
Chicago	12.1	10,012.75
St. Louis	2.9	2,399.75
Minneapolis	2.3	1,903.25
Kansas City	2.9	2,399.75
Dallas	2.9	2,399.75
San Francisco	7.2	5,958.00
	64.3	53,208.25
New York	35.7	29,541.75
	100.0%	\$82,750.00

* Bill portfolios liquidated Oct. 19, 1939.

FOR
 1939

DECLASSIFIED
Authority E.O. 12958

Coskey ✓

REC'D IN FILES SECTION
NOV 1 1939
333-344-1

FEDERAL RESERVE BANK
OF NEW YORK

October 24, 1939.

Mr. E. L. Smead, Chief,
Division of Bank Operations,
Board of Governors of the
Federal Reserve System,
Washington, D. C.

Dear Mr. Smead:

We enclose a statement of the total volume of acceptances purchased through foreign banks, by countries, (exclusive of bills purchased under the Hungarian Credit) during the month of September, 1939, and the total allotment to each Federal reserve bank.

Very truly yours,

D. J. Cameron

D. J. Cameron,
Manager, Foreign Department.

Enc.

FOR FILES
M. P. Coskey

DECLASSIFIED
 Authority E.O. 12958

SCHEDULE SHOWING THE TOTAL VOLUME OF
 ACCEPTANCES PURCHASED DURING THE MONTH OF
 SEPTEMBER 1939

Bank of England	-0-
*Bank for International Settlements	
French Bills	<u>\$187,279.44</u>
	\$187,279.44

SCHEDULE OF EACH FEDERAL RESERVE BANK'S
 PARTICIPATION IN TOTAL VOLUME OF ACCEPTANCES PURCHASED

Boston	7.2%	\$14,185.29
Philadelphia	9.7	19,110.75
Cleveland	9.3	17,416.99
Richmond	4.3	8,053.02
Atlanta	3.5	6,554.78
Chicago	12.1	23,839.17
St. Louis	2.9	-0-
Minneapolis	2.3	-0-
Kansas City	2.9	5,431.10
Dallas	2.9	5,431.10
San Francisco	<u>7.2</u>	<u>13,484.12</u>
	64.3	113,506.32
New York	<u>35.7</u>	<u>73,773.12</u>
	100.0%	\$187,279.44

* St. Louis and Minneapolis did not participate in bills purchased by the Bank for International Settlements. Boston, Philadelphia and Chicago have taken their pro rate share of St. Louis and Minneapolis in addition to their regular share. New York assumed the balance.

m p e

FOR FILE
 M. P. Gaskoy

DECLASSIFIED
Authority E.O. 12958

REC'D IN FILES SECTION
WY SEP 27 1939
333074-1

FEDERAL RESERVE BANK
OF NEW YORK

September 21, 1939.

Mr. E. L. Smead, Chief,
Division of Bank Operations,
Board of Governors of the
Federal Reserve System,
Washington, D. C.

Dear Mr. Smead:

We enclose a statement of the total volume of acceptances purchased through foreign banks, by countries, (exclusive of bills purchased under the Hungarian Credit) during the month of August, 1939, and the total allotment to each Federal reserve bank.

Very truly yours,

D. J. Cameron,
Manager, Foreign Department.

Enc.

DECLASSIFIED
 Authority E.O. 12958

REC'D IN FILES SECTION
 SEP 27 1939

SCHEDULE SHOWING THE TOTAL VOLUME OF
 ACCEPTANCES PURCHASED DURING THE MONTH OF
 AUGUST 1939

Bank of England	-0-
*Bank for International Settlements	
French Bills	<u>\$78,922.90</u>
	\$78,922.90

SCHEDULE OF EACH FEDERAL RESERVE BANK'S
 PARTICIPATION IN TOTAL VOLUME OF ACCEPTANCES PURCHASED

Boston	7.2%	\$ 5,977.94
Philadelphia	9.7	8,053.61
Cleveland	9.3	7,339.83
Richmond	4.3	3,393.69
Atlanta	3.5	2,762.30
Chicago	12.1	10,046.25
St. Louis	2.9	-0-
Minneapolis	2.3	-0-
Kansas City	2.9	2,288.76
Dallas	2.9	2,288.76
San Francisco	<u>7.2</u>	<u>5,682.45</u>
	64.3%	47,833.59
New York	<u>35.7</u>	<u>31,089.31</u>
	100.0%	\$78,922.90 ✓

*St. Louis and Minneapolis did not participate in bills purchased by the Bank for International Settlements. Boston, Philadelphia and Chicago have taken their pro rata share of St. Louis and Minneapolis in addition to their regular share. New York assumed the balance.

FOR FILES
 M. P. Caskey

DECLASSIFIED
Authority E.O. 12958

lo
gc

REC'D IN FILES SECTION
✓ AUG 29 1939 R
333-344-1
Ea

FEDERAL RESERVE BANK
OF NEW YORK

August 21, 1939.

Mr. E. L. Smead, Chief,
Division of Bank Operations,
Board of Governors of the
Federal Reserve System,
Washington, D. C.

Dear Mr. Smead:

We enclose a statement of the total volume of acceptances purchased through foreign banks, by countries, (exclusive of bills purchased under the Hungarian Credit) during the month of July, 1939, and the total allotment to each Federal reserve bank.

Very truly yours,

J. W. McKeon
J. W. McKeon,
Assistant Vice President.

Enc.

FOR FILES
M. P. Conley

DECLASSIFIED
 Authority E.O. 12958

REC'D IN FILES SECTION
 AUG 29 1939

SCHEDULE SHOWING THE TOTAL VOLUME OF
 ACCEPTANCES PURCHASED DURING THE MONTH OF
 JULY 1939

Bank of England	\$82,750.00
*Bank for International Settlements	
French Bills	<u>430,831.28</u>
	\$513,581.28


SCHEDULE OF EACH FEDERAL RESERVE BANK'S
 PARTICIPATION IN TOTAL VOLUME OF ACCEPTANCES PURCHASED

Boston	7.2%	\$ 38,590.88
Philadelphia	9.7	51,990.49
Cleveland	9.3	47,763.06
Richmond	4.3	22,084.00
Atlanta	3.5	17,975.34
Chicago	12.1	64,854.12
St. Louis	2.9	2,399.75
Minneapolis	2.3	1,903.25
Kansas City	2.9	14,893.86
Dallas	2.9	14,893.86
San Francisco	<u>7.2</u>	<u>36,977.85</u>
		64.3%
New York	<u>35.7%</u>	<u>\$314,326.46</u>
	100.0%	<u>\$513,581.28</u> ✓

*St. Louis and Minneapolis did not participate in bills purchased by the Bank for International Settlements. Boston, Philadelphia and Chicago have taken their pro rata share of St. Louis and Minneapolis in addition to their regular share. New York assumed the balance.

FOR FILES
 M. P. C. *M.P.C.*

DECLASSIFIED
Authority E.O. 12958



Files

Mr. Smead

The regular weekly statement received from the Federal Reserve Bank of New York showing the participation of each Federal Reserve bank in foreign accounts, received as of July 26, indicated that the Federal Reserve Bank of Boston does not participate in foreign loans on gold, nor in the Banque Centrale de La Republique de Turquie account. Assuming that perhaps the Federal Reserve Bank of Boston gave New York the reasons for their not participating I talked with Mr. Cameron on the telephone about it on July 31 and he advised me that they had no information as to the reason why Boston did not participate. I then asked him if their records gave the reason why St. Louis and Minneapolis did not participate in demand deposits with the Bank for International Settlements or in acceptances purchased by that bank. He looked up his records on this matter and later called and talked with Mr. Van Fossen in my absence and told him that St. Louis and Minneapolis had not participated in these accounts for a number of years for the reason that when they were opened the reserves of these banks were not such that they wanted to take on the additional obligations. He states, however, that at some convenient time they proposed to take up the question with St. Louis and Minneapolis to determine whether they now wished to participate. Mr. Cameron also stated that Governor Harrison intended to ask Governor Young for the reasons for their not participating in foreign loans or gold and in the Banque Centrale de la Republique de Turquie account the next time he saw him.

Orig filed
301.2-6

FILE COPY

ELS:jbs

DECLASSIFIED
Authority E.O. 12958

C

W
333 344-1
K
R

FEDERAL RESERVE BANK
OF NEW YORK

July 19, 1939

Mr. E. L. Smead, Chief,
Division of Bank Operations,
Board of Governors of the
Federal Reserve System,
Washington, D. C.

Dear Mr. Smead:

We enclose a statement of the total volume of acceptances purchased through foreign banks, by countries, (exclusive of bills purchased under the Hungarian Credit) during the month of June, 1939, and the total allotment to each Federal reserve bank.

Very truly yours,



D. J. Cameron,
Manager, Foreign Department.

Enc.

FOR FILE
M. P. Coakley

DECLASSIFIED
 Authority E.O. 12958

SCHEDULE SHOWING THE TOTAL VOLUME OF
ACCEPTANCES PURCHASED DURING THE MONTH OF
JUNE 1939

Bank of England	\$ -0-
*Bank for International Settlements French Bills	<u>23,364.49</u>
	\$ 23,364.49 ✓

SCHEDULE OF EACH FEDERAL RESERVE BANK'S
PARTICIPATION IN TOTAL VOLUME OF ACCEPTANCES PURCHASED

Boston	7.2%		\$ 1,769.72
Philadelphia	9.7		2,384.21
Cleveland	9.3		2,172.90
Richmond	4.3		1,004.67
Atlanta	3.5	BANK OBSERVATIONS DIVISION OF	817.76
Chicago	12.1	JUN 30 1939	2,974.12
St. Louis	2.9		-0-
Minneapolis	2.3		-0-
Kansas City	2.9		677.57
Dallas	2.9		677.57
San Francisco	<u>7.2</u>	RECEIVED	<u>1,682.24</u>
	64.3%		14,160.76
New York	<u>35.7%</u>		<u>9,203.73</u>
	100.0%		\$ 23,364.49 ✓ mpc

*St. Louis and Minneapolis did not participate in bills purchased by the Bank for International Settlements. Boston, Philadelphia and Chicago have taken their pro rata share of St. Louis and Minneapolis in addition to their regular share. New York assumed the balance.

FOR FILES
 M. P. Caskey

DECLASSIFIED

Authority E.O. 12958

Carter

REC'D IN FILES SECTION
JUN 23 1939
333-344-1

FEDERAL RESERVE BANK
OF NEW YORK


June 16, 1939

Mr. E. L. Smead, Chief,
Division of Bank Operations,
Board of Governors of the
Federal Reserve System,
Washington, D. C.

Dear Mr. Smead:

We enclose a statement of the total volume of acceptances purchased through foreign banks, by countries, (exclusive of bills purchased under the Hungarian Credit) during the month of May, 1939, and the total allotment to each Federal reserve bank.

Very truly yours,



D. J. Cameron,
Manager, Foreign Department.

Enc.

FOR FILES
M. P. Cooley

DECLASSIFIED
 Authority E.O. 12958

**SCHEDULE SHOWING THE TOTAL VOLUME OF
 ACCEPTANCES PURCHASED DURING THE MONTH OF
 MAY 1939**

Bank of England	\$ -0-
*Bank for International Settlements	
French Bills	<u>426,594.59</u>
	\$426,594.59

**SCHEDULE OF EACH FEDERAL RESERVE BANK'S
 PARTICIPATION IN TOTAL VOLUME OF ACCEPTANCES PURCHASED**

Boston	7.2%	\$ 32,311.98
Philadelphia	9.7	43,531.41
Cleveland	9.3	39,673.30
Richmond	4.3	18,343.57
Atlanta	3.5	14,930.81
Chicago	12.1	54,302.08
St. Louis	2.9	-0-
Minneapolis	2.3	-0-
Kansas City	2.9	12,371.24
Dallas	2.9	12,371.24
San Francisco	<u>7.2</u>	<u>30,714.81</u>
	64.3	\$258,550.44
New York	<u>35.7</u>	<u>168,044.15</u>
	100.0%	\$426,594.59

* St. Louis and Minneapolis did not participate in bills purchased by the Bank for International Settlements. Boston, Philadelphia and Chicago have taken their pro rata share of St. Louis and Minneapolis in addition to their regular share. New York assumed the balance.

FOR FILE
 M. P. Gandy *MPG*

DECLASSIFIED
Authority E.O. 12958

RECEIVED
MAY 26 1939 R
344-1
HC

✓
✓
✓

FEDERAL RESERVE BANK
OF NEW YORK

May 16, 1939.

Mr. E. L. Smead, Chief,
Division of Bank Operations,
Board of Governors of the
Federal Reserve System,
Washington, D. C.

Dear Mr. Smead:

We enclose a statement of the total volume of acceptances purchased through foreign banks, by countries, (exclusive of bills purchased under the Hungarian Credit) during the month of April, 1939, and the total allotment to each Federal reserve bank.

Very truly yours,

D. J. Cameron,
Manager, Foreign Department.

Enc.

RECEIVED
MAY 26 1939
M. B. C. 1939

DECLASSIFIED Authority <u>E.O. 12958</u>
--

SCHEDULE SHOWING THE TOTAL VOLUME OF
ACCEPTANCES PURCHASED DURING THE MONTH OF
APRIL, 1939

Bank of England	\$ 82,750.00
*Bank for International Settlements	
French Bills	<u>70,472.64</u>
	\$153,222.64 ✓

SCHEDULE OF EACH FEDERAL RESERVE BANK'S
PARTICIPATION OF TOTAL VOLUME OF ACCEPTANCES PURCHASED

Boston	7.2%	\$11,795.88
Philadelphia	9.7	15,218.06
Cleveland	9.3	14,249.70
Richmond	4.3	6,588.57
Atlanta	3.5	5,362.79
Chicago	12.1	18,983.35
St. Louis	2.9	2,399.75
Minneapolis	2.3	1,903.25
Kansas City	2.9	4,443.46
Dallas	2.9	4,443.46
San Francisco	<u>7.2</u>	<u>11,032.03</u>
	64.3	95,920.30
New York	<u>35.7</u>	<u>57,302.34</u>
	100.0%	\$153,222.64 ✓

* St. Louis and Minneapolis did not participate in bills purchased by the Bank for International Settlements. Boston, Philadelphia and Chicago have taken their pro rata share of St. Louis and Minneapolis in addition to their regular share. New York assumed the balance.

FOR FILES M. P. Caskey

DECLASSIFIED
Authority E.O. 12958

REC'D IN FILES SECTION
APR 27 1939
353-14-1

Handwritten initials and scribbles

**FEDERAL RESERVE BANK
OF NEW YORK**

April 19, 1939.

Mr. E. L. Smead, Chief,
Division of Bank Operations,
Board of Governors of the
Federal Reserve System,
Washington, D. C.

Dear Mr. Smead:

We enclose a statement of the total volume of acceptances purchased through foreign banks, by countries, (exclusive of bills purchased under the Hungarian Credit) during the month of March 1939, and the total allotment to each Federal reserve bank.

Very truly yours,

Handwritten signature of D. J. Cameron

D. J. Cameron,
Manager, Foreign Department.

Enc.

Small rectangular stamp or mark at the bottom right

DECLASSIFIED Authority <u>E.O. 12958</u>
--

**SCHEDULE SHOWING THE TOTAL VOLUME OF
 ACCEPTANCES PURCHASED DURING THE MONTH OF MARCH
 1939**

Bank of England	\$ -0-
*Bank for International Settlements	
French Bills	349,361.95

**SCHEDULE OF EACH FEDERAL RESERVE BANK'S
 PARTICIPATION OF TOTAL VOLUME OF ACCEPTANCES PURCHASED**

Boston	7.2%	\$ 26,462.07
Philadelphia	9.7	35,650.29
Cleveland	9.3	32,490.66
Richmond	4.3	15,022.56
Atlanta	3.5	12,227.67
Chicago	12.1	44,470.98
St. Louis	2.9	-0-
Minneapolis	2.3	-0-
Kansas City	2.9	10,131.50
Dallas	2.9	10,131.50
San Francisco	<u>7.2</u>	<u>25,154.06</u>
	64.3	\$211,741.29
New York	<u>35.7</u>	<u>137,620.66</u>
	100.0%	\$349,361.95

*St. Louis and Minneapolis did not participate in bills purchased by the Bank for International Settlements, Boston, Philadelphia and Chicago have taken their pro rata share of St. Louis and Minneapolis in addition to their regular share. New York assumed the balance.

DECLASSIFIED
Authority E.O. 12958

REC'D IN FILES SECTION
MAR 27 1939
333 • 344-1

FEDERAL RESERVE BANK
OF NEW YORK

*Mr. Van Johnson ✓
further ✓
S*

March 16, 1939.

Mr. E. L. Smead, Chief,
Division of Bank Operations,
Board of Governors of the
Federal Reserve System,
Washington, D. C.

Dear Mr. Smead:

We enclose a statement of the total volume of acceptances purchased through foreign banks, by countries, (exclusive of bills purchased under the Hungarian Credit) during the month of February, 1939, and the total allotment to each Federal reserve bank.

Very truly yours,

D. J. Cameron,
Manager, Foreign Department.

Enc.

FOR FILES
M. P. Caskey

DECLASSIFIED Authority <u>E.O. 12958</u>
--

SCHEDULE SHOWING THE TOTAL VOLUME OF
 ACCEPTANCES PURCHASED DURING THE MONTH OF
 FEBRUARY, 1939

Bank of England	\$ -0-
*Bank for International Settlements	
French Bills	<u>59,077.10</u>
	\$59,077.10

SCHEDULE OF EACH FEDERAL RESERVE BANK'S
 PARTICIPATION OF TOTAL VOLUME OF ACCEPTANCES PURCHASED

Boston	7.2%	\$ 4,474.73
Philadelphia	9.7	6,028.46
Cleveland	9.3	5,494.17
Richmond	4.3	2,540.31
Atlanta	3.5	2,067.70
Chicago	12.1	7,520.04
St. Louis	2.9	-0-
Minneapolis	2.3	-0-
Kansas City	2.9	1,713.24
Dallas	2.9	1,713.24
San Francisco	<u>7.2</u>	<u>4,253.55</u>
	64.3	35,805.44
New York	<u>35.7</u>	<u>23,271.66</u>
	100.0%	\$59,077.10

*St. Louis and Minneapolis did not participate in bills purchased by the Bank for International Settlements. Boston, Philadelphia and Chicago have taken their pro rata share of St. Louis and Minneapolis in addition to their regular share. New York assumed the balance.

file

FOR FILES M. P. Caskey

DECLASSIFIED
Authority E.O. 12958

REC'D IN FILES SECTION
MAR 1 1939
333-344-1

Cooker

FEDERAL RESERVE BANK
OF NEW YORK

February 23, 1939.

Mr. E. L. Smead, Chief,
Division of Bank Operations,
Board of Governors of the
Federal Reserve System,
Washington, D. C.

Dear Mr. Smead:

We enclose a statement of the total volume of acceptances purchased through foreign banks, by countries, (exclusive of bills purchased under the Hungarian Credit) during the month of January, 1939, and the total allotment to each Federal reserve bank.

Very truly yours,

D. J. Cameron,
Manager, Foreign Department.

Enc.

FEB 23 1939

DECLASSIFIED
 Authority E.O. 12958

**SCHEDULE SHOWING THE TOTAL VOLUME OF
 ACCEPTANCES PURCHASED DURING THE MONTH OF
JANUARY, 1939**

Bank of England	\$ 82,750.00
Bank of France	-0-
*Bank for International Settlements French Bills	<u>176,032.28</u>
	\$258,782.28

**SCHEDULE OF EACH FEDERAL RESERVE BANK'S
PARTICIPATION OF TOTAL VOLUME OF ACCEPTANCES PURCHASED**

Boston	7.2%	\$ 19,291.38
Philadelphia	9.7	25,989.79
Cleveland	9.3	24,066.75
Richmond	4.3	11,127.64
Atlanta	3.5	9,057.38
Chicago	12.1	32,420.26
St. Louis	2.9	2,399.75
Minneapolis	2.3	1,903.25
Kansas City	2.9	7,504.69
Dallas	2.9	7,504.69
San Francisco	<u>7.2</u>	<u>18,632.32</u>
	64.3	159,897.90
New York	<u>35.7</u>	<u>98,884.38</u>
	100.0%	\$258,782.28

*St. Louis and Minneapolis did not participate in bills purchased by the Bank for International Settlements. Boston, Philadelphia and Chicago have taken their pro rata share of St. Louis and Minneapolis in addition to their regular share. New York assumed the balance.

FEDERAL RESERVE BANK OF ST. LOUIS
 M. P. CANTY

DECLASSIFIED
 Authority E.O. 12958

Cortez V

FEDERAL RESERVE BANK OF ST. LOUIS
 W. 423 N. 3rd St. K.
 333 344-1

**SCHEDULE SHOWING THE TOTAL VOLUME OF
 ACCEPTANCES PURCHASED DURING THE MONTH OF
 DECEMBER, 1938**

*File Date
 12/31/38*

Bank of England	\$	-0-
Bank of France		-0-
*Bank for International Settlements		
French Bills		<u>270,746.34</u>
	\$	270,746.34

**SCHEDULE OF EACH FEDERAL RESERVE BANK'S
 PARTICIPATION OF TOTAL VOLUME OF ACCEPTANCES PURCHASED**

Boston	7.2%	\$ 20,526.91
Philadelphia	9.8	27,939.40
Cleveland	9.2	24,908.66
Richmond	4.3	11,642.09
Atlanta	3.5	9,476.12
Chicago	11.9	33,926.42
St. Louis	3.0	-0-
Minneapolis	2.3	-0-
Kansas City	2.9	7,851.64
Dallas	2.9	7,851.64
San Francisco	<u>7.1</u>	<u>19,222.99</u>
	64.1	163,345.87
New York	<u>35.9</u>	<u>107,400.47</u>
	100.0 %	\$ 270,746.34 ✓

*St. Louis and Minneapolis did not participate in bills purchased by the Bank for International Settlements. Boston, Philadelphia and Chicago have taken their pro rata share of St. Louis and Minneapolis in addition to their regular share. New York assumed the balance.

m.p.c.

DECLASSIFIED
Authority E.O. 12958

REC'D IN FILES SECTION
K DEC 22 1938 K
333 • 344-1

mc

FEDERAL RESERVE BANK
OF NEW YORK

December 13, 1938.

Mr. E. E. Smead, Chief,
Division of Bank Operations,
Board of Governors of the
Federal Reserve System,
Washington, D. C.

Dear Mr. Smead:

We enclose a statement of the total volume of acceptances purchased through foreign banks, by countries, (exclusive of bills purchased under the Hungarian Credit) during the month of November, 1938, and the total allotment to each Federal reserve bank.

Very truly yours,

[Handwritten Signature]
D. J. Cameron,
Manager, Foreign Department.

Enc.

FOR FILES
M. P. Caskey

DECLASSIFIED
 Authority E.O. 12958

SCHEDULE SHOWING THE TOTAL VOLUME OF
 ACCEPTANCES PURCHASED DURING THE MONTH OF
 NOVEMBER, 1938

Bank of England	\$	82,750.00
Bank of France		-0-
*Bank for International Settlements		
French Bills		<u>202,417.67</u>
	\$	<u>285,167.67</u>

SCHEDULE OF EACH FEDERAL RESERVE BANK'S
 PARTICIPATION OF TOTAL VOLUME OF ACCEPTANCES PURCHASED

Boston	7.2	\$	21,304.50
Philadelphia	9.8		28,997.79
Cleveland	9.2		26,235.43
Richmond	4.3		12,262.21
Atlanta	3.5		9,980.87
Chicago	11.9		35,211.60
St. Louis	3.0		2,482.50
Minneapolis	2.3		1,903.25
Kansas City	2.9		8,269.86
Dallas	2.9		8,269.86
San Francisco	<u>7.1</u>		<u>20,246.91</u>
	64.1	\$	175,164.78
New York	<u>35.9</u>		<u>110,002.89</u>
	100.0 %	\$	285,167.67

mpc

*St. Louis and Minneapolis did not participate in bills purchased by the Bank for International Settlements. Boston, Philadelphia and Chicago have taken their pro rata share of St. Louis and Minneapolis in addition to their regular share. New York assumed the balance.

FOR FILES
 M. P. Caskey

DECLASSIFIED
Authority E.O. 12958

M. Caskey ✓

333-344-1
K
80

FEDERAL RESERVE BANK
OF NEW YORK

November 15, 1938.

Mr. E. L. Smead, Chief,
Division of Bank Operations,
Board of Governors of the
Federal Reserve System,
Washington, D. C.

Dear Mr. Smead:

We enclose a statement of the total volume of acceptances purchased through foreign banks, by countries, (exclusive of bills purchased under the Hungarian Credit) during the month of October, 1938, and the total allotment to each Federal reserve bank.

Very truly yours,

D. J. Cameron
D. J. Cameron,
Manager, Foreign Department.

Enc.

FOR FILES
M. P. Caskey

DECLASSIFIED
Authority E.O. 12958

**SCHEDULE SHOWING THE TOTAL VOLUME OF
ACCEPTANCES PURCHASED DURING THE MONTH OF
OCTOBER, 1938**

Bank of England	\$	-0-
Bank of France		-0-
*Bank for International Settlements French Bills		<u>264,050.74</u>
		\$264,050.74

**SCHEDULE OF EACH FEDERAL RESERVE BANK'S
PARTICIPATION OF TOTAL VOLUME OF ACCEPTANCES PURCHASED**

Boston	7.2%	\$ 20,019.27
Philadelphia	9.8	27,248.45
Cleveland	9.2	24,292.67
Richmond	4.3	11,354.18
Atlanta	3.5	9,241.78
Chicago	11.9	33,087.41
St. Louis	3.0	-0-
Minneapolis	2.3	-0-
Kansas City	2.9	7,657.47
Dallas	2.9	7,657.47
San Francisco	<u>7.1</u>	<u>18,747.60</u>
	64.1	\$159,306.30
New York	<u>35.9</u>	<u>104,744.44</u>
	100.0%	\$264,050.74

* St. Louis and Minneapolis did not participate in bills purchased by the Bank for International Settlements. Boston, Philadelphia and Chicago have taken their pro rata share of St. Louis and Minneapolis in addition to their regular share. New York assumed the balance.

PP
FOR FILES
M. P. Caskey

DECLASSIFIED
Authority E.O. 12958

M. P. Conkey ✓

1333 344.1
10/18/38

FEDERAL RESERVE BANK
OF NEW YORK

October 18, 1938.

Mr. E. L. Smead, Chief,
Division of Bank Operations,
Board of Governors of the
Federal Reserve System,
Washington, D. C.

Dear Mr. Smead:

We enclose a statement of the total volume of acceptances purchased (exclusive of bills purchased under the Hungarian Credit) through foreign banks, by countries, during the month of September, 1938, and the total allotment to each Federal reserve bank.

Very truly yours,

D. J. Cameron,
Manager, Foreign Department

Enc.

FOR DEPT
M. P. Conkey

DECLASSIFIED Authority <u>E.O. 12958</u>
--

**SCHEDULE SHOWING THE TOTAL VOLUME OF
 ACCEPTANCES PURCHASED DURING THE MONTH OF
SEPTEMBER, 1938.**

Bank of England	\$ -0-
Bank of France	-0-
*Bank for International Settlements French Bills	<u>117,584.16</u>
	\$117,584.16

**SCHEDULE OF EACH FEDERAL RESERVE BANK'S
 PARTICIPATION OF TOTAL VOLUME OF ACCEPTANCES PURCHASED**

Boston	7.2%	\$ 8,914.76
Philadelphia	9.8	12,133.98
Cleveland	9.2	10,817.74
Richmond	4.3	5,056.12
Atlanta	3.5	4,115.45
Chicago	11.9	14,734.11
St. Louis	3.0	-0-
Minneapolis	2.3	-0-
Kansas City	2.9	3,409.94
Dallas	2.9	3,409.94
San Francisco	<u>7.1</u>	<u>8,348.48</u>
	64.1	\$ 70,940.52
New York	<u>35.9</u>	<u>46,643.64</u>
	100.0%	\$117,584.16

* St. Louis and Minneapolis did not participate in bills purchased by the Bank for International Settlements. Boston, Philadelphia and Chicago have taken their pro rata share of St. Louis and Minneapolis in addition to their regular share. New York assumed the balance.

Total No. of Items - 9

FOS FILES M. P. Coskey

DECLASSIFIED
Authority E.O. 12958

REC'D IN FILES SECTION
SEP 23 1938
333-344-1

*Van ✓
do ✓*

**FEDERAL RESERVE BANK
OF NEW YORK**

September 16, 1938

Mr. E. L. Smead, Chief,
Division of Bank Operations,
Board of Governors of the
Federal Reserve System,
Washington, D. C.

Dear Mr. Smead:

We enclose a statement of the total volume of acceptances purchased (exclusive of bills purchased under the Hungarian Credit) through foreign banks, by countries, during the month of August, 1938, and the total allotment to each Federal reserve bank.

Very truly yours,

J. W. McKeon

J. W. McKeon,
Assistant Vice President

Enc.

FOR FILES
M. P. Caskey

DECLASSIFIED
 Authority E.O. 12958

**SCHEDULE SHOWING THE TOTAL VOLUME OF
ACCEPTANCES PURCHASED DURING THE MONTH OF
AUGUST, 1938**

Bank of England	\$ 82,750.00
Bank of France	-0-
*Bank for International Settlements	
French Bills	<u>317,265.73</u>
	\$400,015.73

**SCHEDULE OF EACH FEDERAL RESERVE BANK'S
PARTICIPATION OF TOTAL VOLUME OF ACCEPTANCES PURCHASED**

Boston	7.2%	
Philadelphia	9.8	\$ 30,011.82
Cleveland	9.2	40,849.42
Richmond	4.3	36,801.45
Atlanta	3.5	17,200.67
Chicago	11.9	14,000.55
St. Louis	3.0	49,602.86
Minneapolis	2.3	2,482.50
Kansas City	2.9	1,903.25
Dallas	2.9	11,600.46
San Francisco	7.1	11,600.46
	<u>64.1%</u>	<u>28,401.12</u>
New York	<u>35.9</u>	<u>\$244,454.56</u>
	100.0%	<u>155,561.17</u>
		\$400,015.73

*St. Louis and Minneapolis did not participate in bills purchased by the Bank for International Settlements. Boston, Philadelphia and Chicago have taken their pro rata share of St. Louis and Minneapolis in addition to their regular share. New York assumed the balance.

MPC

FOR FILES
 M. P. Caskey

DECLASSIFIED
Authority E.O. 12958

REC'D IN FILES SECTION
SEP - 8 1938
333 • 344-1

Mr. Howlett

FEDERAL RESERVE BANK
OF NEW YORK


August 12, 1938.

Mr. E. L. Smead, Chief,
Division of Bank Operations,
Board of Governors of the
Federal Reserve System,
Washington, D. C.

Dear Mr. Smead:

We enclose a statement of the total volume of acceptances purchased (exclusive of bills purchased under the Hungarian Credit) through foreign banks, by countries, during the month of July, 1938, and the total allotment to each Federal reserve bank.

Very truly yours,



D. J. Cameron,
Manager, Foreign Department.

Enc.

FOR FILES
M. P. Caskey

DECLASSIFIED Authority <u>E.O. 12958</u>
--

**SCHEDULE SHOWING THE TOTAL VOLUME OF
ACCEPTANCES PURCHASED DURING THE MONTH OF
JULY, 1938**

Bank of England	\$ -0-
Bank of France	-0-
*Bank for International Settlements French Bills	<u>178,797.94</u>
	\$178,797.94 ✓

**SCHEDULE OF EACH FEDERAL RESERVE BANK'S
PARTICIPATION OF TOTAL VOLUME OF ACCEPTANCES PURCHASED**

Boston	7.2%	\$ 13,555.74
Philadelphia	9.8	18,450.88
Cleveland	9.2	16,449.41
Richmond	4.3	7,688.31
Atlanta	3.5	6,257.93
Chicago	11.9	22,404.64
St. Louis	3.0	-0-
Minneapolis	2.3	-0-
Kansas City	2.9	5,185.14
Dallas	2.9	5,185.14
San Francisco	7.1	12,694.65
	<u>64.1%</u>	<u>\$107,871.84</u>
New York	<u>35.9</u>	<u>70,926.10</u>
	100.0%	\$178,797.94 ✓

*St. Louis and Minneapolis did not participate in bills purchased by the Bank for International Settlements. Boston, Philadelphia and Chicago have taken their pro rata share of St. Louis and Minneapolis in addition to their regular share. New York assumed the balance.

FOR FILES M. P. Caskey

DECLASSIFIED
Authority E.O. 12958

REC'D IN FILES SECTION
EC JUL 21 1938
333-344-1

FEDERAL RESERVE BANK
OF NEW YORK

n

R

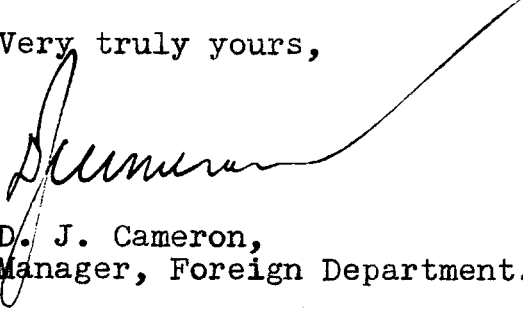
July 14, 1938

Mr. E. L. Smead, Chief,
Division of Bank Operations,
Board of Governors of the
Federal Reserve System,
Washington, D. C.

Dear Mr. Smead:

We enclose a statement of the total volume of acceptances purchased (exclusive of bills purchased under the Hungarian Credit) through foreign banks, by countries, during the month of June 1938, and the total allotment to each Federal reserve bank.

Very truly yours,


D. J. Cameron,
Manager, Foreign Department.

Enc.

FOR FILES
M. P. Caskey

DECLASSIFIED
 Authority E.O. 12958

REC'D IN FILES SECTION
 JUL 21 1938

**SCHEDULE SHOWING THE TOTAL VOLUME OF
 ACCEPTANCES PURCHASED DURING THE MONTH OF
 JUNE, 1938**

Bank of England	\$	-0-
Bank of France		-0-
*Bank for International Settlements - French Bills		<u>184,650.99</u>
	\$	184,650.99

**SCHEDULE OF EACH FEDERAL RESERVE BANK'S
 PARTICIPATION ON TOTAL VOLUME OF ACCEPTANCES PURCHASED**

Boston	7.2%	\$	13,999.50
Philadelphia	9.8		19,054.88
Cleveland	9.2		16,987.89
Richmond	4.3		7,939.99
Atlanta	3.5		6,462.78
Chicago	11.9		23,138.06
St. Louis	3.0		-0-
Minneapolis	2.3		-0-
Kansas City	2.9		5,354.88
Dallas	2.9		5,354.88
San Francisco	7.1		<u>13,110.22</u>
	<u>64.1%</u>		<u>111,403.08</u>
New York	35.9		<u>73,247.91</u>
	100.0%	\$	<u>184,650.99</u>

mpe

*St. Louis and Minneapolis did not participate in bills purchased by the Bank for International Settlements. Boston, Philadelphia and Chicago have taken their pro rata share of St. Louis and Minneapolis in addition to their regular share. New York assumed the balance.

FOR FILES
 M. P. Caskey

DECLASSIFIED
Authority E.O. 12958

REC'D IN FILE SECTION
JUN 7 1938
3830544-1
JUN 26 1938
DIVISION OF
BANK OPERATIONS

FEDERAL RESERVE BANK
OF NEW YORK

June 15, 1938

Mr. E. L. Smead, Chief,
Division of Bank Operations,
Board of Governors of the
Federal Reserve System,
Washington, D. C.

Dear Mr. Smead:

We enclose a statement of the total volume of acceptances purchased (exclusive of bills purchased under the Hungarian Credit) through foreign banks, by countries, during the month of May 1938, and the total allotment to each Federal reserve bank.

Very truly yours,



D. J. Cameron,
Manager, Foreign Department.

Enc.

DECLASSIFIED Authority <u>E.O. 12958</u>
--

SCHEDULE SHOWING THE TOTAL VOLUME OF
 ACCEPTANCES PURCHASED DURING THE MONTH OF
 MAY, 1938

Bank of England	\$ 82,750.00
Bank of France	-0-
*Bank for International Settlements - French Bills	180,616.08
	<u>\$263,366.08</u>

SCHEDULE OF EACH FEDERAL RESERVE BANK'S
 PARTICIPATION ON TOTAL VOLUME OF ACCEPTANCES PURCHASED

Boston	7.2%	\$ 19,651.59
Philadelphia	9.8	26,748.00
Cleveland	9.2	24,229.68
Richmond	4.3	11,324.74
Atlanta	3.5	9,217.81
Chicago	11.9	32,479.71
St. Louis	3.0	2,482.50
Minneapolis	2.3	1,903.25
Kansas City	2.9	7,637.62
Dallas	2.9	7,637.62
San Francisco	7.1	18,698.99
	<u>64.1%</u>	<u>162,011.51</u>
New York	35.9	101,354.57
	<u>100.0%</u>	<u>\$263,366.08</u>

*St. Louis and Minneapolis did not participate in bills purchased by the Bank for International Settlements. Boston, Philadelphia and Chicago have taken their pro rata share of St. Louis and Minneapolis in addition to their regular share. New York assumed the balance.

DECLASSIFIED
Authority E.O. 12958

REC'D IN FILES SECTION
JUN - 1 1938
333 • 344 - 1

RECEIVED

MAY 26 1938

DIVISION OF
BANK OPERATIONS

FEDERAL RESERVE BANK
OF NEW YORK

May 24, 1938.

Mr. E. L. Smead, Chief,
Division of Bank Operations,
Board of Governors of the
Federal Reserve System,
Washington, D. C.

Dear Mr. Smead:

We enclose a statement of the total volume of acceptances purchased (exclusive of bills purchased under the Hungarian Credit) through foreign banks, by countries, during the month of April 1938, and the total allotment to each Federal reserve bank.

Very truly yours,



D.J. Cameron,
Manager, Foreign Department.

Enc.

FOR FILES
M. P. Caskey

DECLASSIFIED
 Authority E.O. 12958

REC'D IN FILES SECTION
 JUN - 1 1938

**SCHEDULE SHOWING THE TOTAL VOLUME OF
 ACCEPTANCES PURCHASED DURING THE MONTH OF
 APRIL, 1938**

Bank of England	\$	-0-
Bank of France		-0-
*Bank for International Settlements-French Bills		220,635.70
	\$	<u>220,635.70</u>

**SCHEDULE OF EACH FEDERAL RESERVE BANK'S
 PARTICIPATION ON TOTAL VOLUME OF ACCEPTANCES PURCHASED**

Boston	7.2%	\$	16,727.72
Philadelphia	9.8		22,768.28
Cleveland	9.2		20,298.48
Richmond	4.3		9,487.33
Atlanta	3.5		7,722.25
Chicago	11.9		27,647.20
St. Louis	3.0		-0-
Minneapolis	2.3		-0-
Kansas City	2.9		6,398.44
Dallas	2.9		6,398.44
San Francisco	7.1		15,665.13
	<u>64.1%</u>	\$	<u>133,113.27</u>
New York	35.9		87,522.43
	100.0%	\$	<u>220,635.70</u>

*St. Louis and Minneapolis did not participate in bills purchased by the Bank for International Settlements. Boston, Philadelphia and Chicago have taken their pro rata share of St. Louis and Minneapolis in addition to their regular share. New York assumed the balance.

FOR FILES
 M. P. Caskey

DECLASSIFIED
Authority E.O. 12958

REC'D IN FILES SECTION
APR 28 1938
333
RECEIVED 344-1

FEDERAL RESERVE BANK
OF NEW YORK

APR 22 1938

DIVISION OF
BANK OPERATIONS

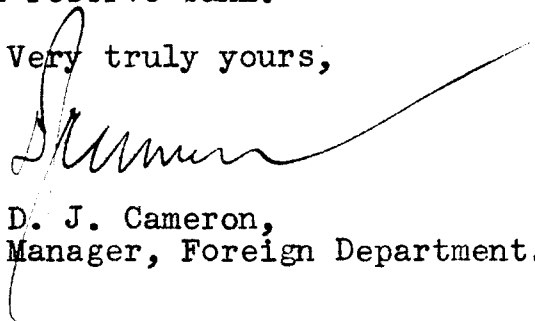
April 21, 1938.

Mr. E. L. Smead, Chief,
Division of Bureau of Bank Operations,
Board of Governors of the
Federal Reserve System,
Washington, D. C.

Dear Mr. Smead:

We enclose a statement of the total volume of acceptances purchased (exclusive of bills purchased under the Hungarian Credit) through foreign banks, by countries, during the month of March 1938 and the total allotment to each Federal reserve bank.

Very truly yours,



D. J. Cameron,
Manager, Foreign Department.

Enc.

FOR FILES
M. P. Caskey

DECLASSIFIED Authority <u>E.O. 12958</u>
--

**SCHEDULE SHOWING THE TOTAL VOLUME OF
ACCEPTANCES PURCHASED DURING THE MONTH OF
MARCH, 1938**

Bank of England	\$ -0-
Bank of France	-0-
*Bank for International Settlements French Bills	<u>100,565.60</u>
	\$100,565.60

**SCHEDULE OF EACH FEDERAL RESERVE BANK'S
PARTICIPATION IN TOTAL VOLUME OF ACCEPTANCES PURCHASED**

Boston	7.2%	\$ 7,624.48
Philadelphia	9.8	10,377.77
Cleveland	9.2	9,252.03
Richmond	4.3	4,324.32
Atlanta	3.5	3,519.80
Chicago	11.9	12,601.58
St. Louis	3.0	-0-
Minneapolis	2.3	-0-
Kansas City	2.9	2,916.40
Dallas	2.9	2,916.40
San Francisco	<u>7.1</u>	<u>7,140.16</u>
	64.1%	\$ 60,672.94
New York	<u>35.9</u>	<u>39,892.66</u>
	100.0%	\$100,565.60

*St. Louis and Minneapolis did not participate in bills purchased by the Bank for International Settlements. Boston, Philadelphia and Chicago have taken their pro rata share of St. Louis and Minneapolis in addition to their regular share, New York assumed the balance.

Total no. of items - 4

FOR FILES M. F. Caskey

DECLASSIFIED
Authority E.O. 12958

*Mr. Van Forehand
Casper*

REC'D IN FILES SECTION
MAR 24 1938
RECEIVED
333-344-1
MAR 22 1938

FEDERAL RESERVE BANK
OF NEW YORK

DIVISION OF
BANK OPERATIONS

March 21, 1938.

Mr. E. L. Smead, Chief,
Division of Bank Operations,
Board of Governors of the
Federal Reserve System,
Washington, D. C.

Dear Mr. Smead:

We enclose a statement of the total volume of acceptances purchased through foreign banks, by countries, during the month of February, 1938, and the total allotment of each Federal reserve bank.

In accordance with our telephonic conversation with Mr. Caskey, these figures do not include the acceptances purchased under the Hungarian Credit.

Very truly yours,

D. J. Cameron,
Manager, Foreign Department.

Enc.

FOR FILES
M. P. Caskey

DECLASSIFIED Authority <u>E.O. 12958</u>
--

SCHEDULE SHOWING THE TOTAL VOLUME OF
 ACCEPTANCES PURCHASED DURING THE MONTH OF
 FEBRUARY 1938

Bank of England	\$ 82,750.00
Bank of France	-0-
*Bank for International Settlements French Bills	<u>412,980.75</u>
	\$495,730.75

SCHEDULE OF EACH FEDERAL RESERVE BANK'S
 PARTICIPATION IN TOTAL VOLUME OF ACCEPTANCES PURCHASED

Boston	7.2%	\$ 37,268.55
Philadelphia	9.8	50,726.63
Cleveland	9.2	45,607.23
Richmond	4.3	21,316.42
Atlanta	3.5	17,350.58
Chicago	11.9	61,596.63
St. Louis	3.0	2,482.50
Minneapolis	2.3	1,903.25
Kansas City	2.9	14,376.19
Dallas	2.9	14,376.19
San Francisco	7.1	35,196.88
	<u>64.1%</u>	<u>\$302,201.05</u>
New York	35.9	193,529.70
	100.0%	\$495,730.75

*St. Louis and Minneapolis did not participate in bills purchased by the Bank for International Settlements. Boston, Philadelphia and Chicago have taken their pro rata share of St. Louis and Minneapolis in addition to their regular share.

FOR FILES M. P. Caskey

DECLASSIFIED
Authority E.O. 12958

Van ✓
B
Dep.

FEDERAL RESERVE BANK
OF NEW YORK

REC'D IN FILES SECTION
RECEIVED
MAR 29 1938
3330844-1

REC'D IN FILES SECTION
DIVISION OF
BANK OPERATIONS
MAR 29 1938

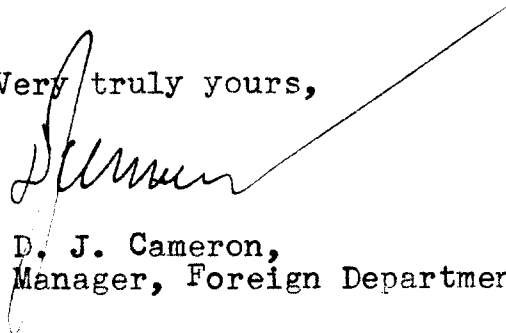
February 11, 1938

Mr. E. L. Smead, Chief,
Division of Bank Operations,
Board of Governors of the
Federal Reserve System,
Washington, D. C.

Dear Mr. Smead:

We wish to inform you that there were no
acceptances purchased through foreign banks during
the month of January 1938.

Very truly yours,



D. J. Cameron,
Manager, Foreign Department.

FOR FILES
M. P. Caskey

DECLASSIFIED
Authority E.O. 12958

1
Files
mc

En

FEDERAL RESERVE BANK
OF NEW YORK

REG'D IN FILES SECTION
JAN 28 1938
322 DECEMBER 24 - 1

JAN 22 1938
DIVISION OF
BANK OPERATIONS

January 21, 1938.

Mr. E. L. Smead, Chief,
Division of Bank Operations,
Board of Governors of the
Federal Reserve System,
Washington, D. C.

Dear Mr. Smead:

We enclose a statement of the total volume of
acceptances purchased through foreign banks, by countries,
during the month of December, 1937, and the total allot-
ment of each Federal reserve bank.

Very truly yours,
D. J. Cameron

D. J. Cameron,
Manager, Foreign Department.

Enc.

DECLASSIFIED Authority <u>E.O. 12958</u>
--

SCHEDULE SHOWING THE TOTAL VOLUME OF
ACCEPTANCES PURCHASED DURING THE MONTH OF
DECEMBER 1937

Bank of England	-0-
Bank of France	-0-
*B.I.S. French Bills	197,043.62
** Hungarian Credit	<u>2,284,879.55</u>
	\$2,481,923.17 ✓

SCHEDULE OF EACH FEDERAL RESERVE BANK'S
PARTICIPATION IN TOTAL VOLUME OF ACCEPTANCES PURCHASED

Boston	7.3%	179,657.87
Philadelphia	9.8	257,961.19
Cleveland	9.2	237,476.45
Richmond	4.3	95,298.30
Atlanta	3.5	86,867.31
Chicago	11.6	311,963.30
St. Louis	3.0	75,401.03
Minneapolis	2.3	52,552.23
Kansas City	2.9	69,690.89
Dallas	2.9	69,690.89
San Francisco	<u>7.1</u>	<u>176,216.55</u>
	63.9%	\$1,612,776.01
New York	<u>36.1%</u>	<u>869,147.16</u>
	100.0%	\$2,481,923.17 ✓

*St. Louis and Minneapolis did not participate in bills purchased by the Bank for International Settlements. Boston, Philadelphia and Chicago have taken their pro rata share of St. Louis and Minneapolis in addition to their regular share.
**Distribution made on 1934% basis.

DECLASSIFIED
Authority E.O. 12958

En

REC'D IN FILED SECTION
RECEIVED
JAN 4 1938
317309 1937-1

FEDERAL RESERVE BANK
OF NEW YORK

DIVISION OF
BANK OPERATIONS

December 28, 1937.

Mr. E. L. Smead, Chief,
Division of Bank Operations,
Board of Governors of the
Federal Reserve System,
Washington, D. C.

Dear Mr. Smead:

We enclose a statement of the total volume
of acceptances purchased through foreign banks, by
countries, during the month of November, 1937, and
the total allotment of each Federal reserve bank.

Very truly yours,

[Handwritten Signature]
D. J. Cameron,
Manager, Foreign Department.

Enc.

DECLASSIFIED
 Authority E.O. 12958

*File
 Carkey*

REC'D IN GENERAL FILES
 JAN 1 1938
 333-844-1

SCHEDULE SHOWING THE TOTAL VOLUME OF
 ACCEPTANCES PURCHASED DURING THE MONTH
 OF NOVEMBER 1937

Bank of England	\$ 82,750.00 ✓
*B. I. S. French Bills	<u>314,605.97</u> ✓
	\$397,355.97 ✓

SCHEDULE OF EACH FEDERAL RESERVE BANK'S
 PARTICIPATION IN TOTAL VOLUME OF ACCEPTANCES
 PURCHASED

Boston	7.3%	\$ 30,224.20 ✓
Philadelphia	9.8	40,574.94 ✓
Cleveland	9.2	36,556.75 ✓
Richmond	4.3	17,086.31 ✓
Atlanta	3.5	13,907.46 ✓
Chicago	11.6	48,027.49 ✓
St. Louis	3.0	2,482.50 ✓
Minneapolis	2.3	1,903.25 ✓
Kansas City	2.9	11,523.32 ✓
Dallas	2.9	11,523.32 ✓
San Francisco	7.1	28,212.27 ✓
	<u>63.9%</u>	<u>\$242,021.81</u> ✓
 New York	 <u>36.1</u>	 <u>155,334.16</u> ✓
	100.0%	\$397,355.97 ✓

*St. Louis and Minneapolis did not participate in bills purchased by the Bank for International Settlements. Boston, Philadelphia, and Chicago have taken their pro-rata share of St. Louis and Minneapolis in addition to their regular share.

DECLASSIFIED
 Authority E.O. 12958

7/19/38 Shorby ✓
File. C. 1044

333-394-1

**SCHEDULE SHOWING THE TOTAL VOLUME OF
 ACCEPTANCES PURCHASED DURING THE MONTH OF
 OCTOBER 1937**

Bank of England	-0-
Bank of France	-0-
*B.I.S. French Bills	23,675.14
** Hungarian Credit	<u>2,287,350.05</u>
	\$2,311,025.19 ✓

**SCHEDULE OF EACH FEDERAL RESERVE BANK'S
 PARTICIPATION IN TOTAL VOLUME OF ACCEPTANCES PURCHASED**

Boston	7.3%	\$	166,509.09
Philadelphia	9.8		240,327.54
Cleveland	9.2		221,763.72
Richmond	4.3		87,937.33
Atlanta	3.5		80,885.88
Chicago	11.6		291,097.98
St. Louis	3.0		75,482.55
Minneapolis	2.3		52,609.05
Kansas City	2.9		64,732.38
Dallas	2.9		64,732.38
San Francisco	7.1		<u>164,082.78</u>
	<u>63.9%</u>	\$	<u>1,510,160.68</u>
New York	36.1		<u>800,864.51</u>
	<u>100.0%</u>	\$	<u>2,311,025.19</u> ✓

* St. Louis and Minneapolis did not participate in bills purchased by the Bank for International Settlements. Boston, Philadelphia and Chicago have taken their pro rata share of St. Louis and Minneapolis in addition to their regular share.
 ** Distribution made on 1934% basis.

DECLASSIFIED

Authority E.O. 12958

Boyer ✓
7/28 *7/28*

FEDERAL RESERVE BANK
OF NEW YORK

RECEIVED
REC'D IN GENERAL OFFICE
OCT 30 1937
NOV 1 - 1937
333 • DIVISION OF
BANK OPERATIONS ✓


October 29, 1937.

Mr. E. L. Smead, Chief,
Division of Bank Operations,
Board of Governors of the
Federal Reserve System,
Washington, D. C.

Dear Mr. Smead:

We enclose a statement of the total volume
of acceptances purchased through foreign banks, by
countries, during the month of September 1937, and the
total allotment of each Federal reserve bank.

Very truly yours,



D. J. Cameron,
Manager, Foreign Department.

Enc.

DECLASSIFIED Authority <u>E.O. 12958</u>
--

SCHEDULE SHOWING THE TOTAL VOLUME OF
 ACCEPTANCES PURCHASED DURING THE MONTH OF
 SEPTEMBER 1937

Bank of England	-0-
Bank of France	\$ 13,117.28
* B.I.S. French Bills	217,883.73
**Hungarian Credit	<u>1,361,091.43</u>
	\$1,592,092.44

SCHEDULE OF EACH FEDERAL RESERVE BANK'S
 PARTICIPATION IN TOTAL VOLUME OF ACCEPTANCES PURCHASED

Boston	7.3%	\$ 115,704.65
Philadelphia	9.8	165,323.30
Cleveland	9.2	151,916.87
Richmond	4.3	61,654.52
Atlanta	3.5	55,723.24
Chicago	11.6	199,633.19
St. Louis	3.0	45,309.54
Minneapolis	2.3	31,606.79
Kansas City	2.9	44,809.59
Dallas	2.9	44,809.59
San Francisco	<u>7.1</u>	<u>113,038.56</u>
	63.9%	1,029,529.84
New York	<u>36.1</u>	<u>562,562.60</u>
	100.0%	\$1,592,092.44 ✓

*St. Louis and Minneapolis did not participate in bills purchased by the Bank for International Settlements. Boston, Philadelphia and Chicago have taken their pro rata share of St. Louis and Minneapolis in addition to their regular share.
 **Distribution made on 1934% basis.

DECLASSIFIED
Authority E.O. 12958

*Van ✓
H ✓
6 ✓*

*Gale
m.p.*

REC'D IN GENERAL FILES
RECEIVED
SEP 24 1937
333 SEP 25 1937

FEDERAL RESERVE BANK
OF NEW YORK

DIVISION OF
BANK OPERATIONS

September 24, 1937.

Mr. E. L. Smead, Chief,
Division of Bank Operations,
Board of Governors of the
Federal Reserve System,
Washington, D. C.

Dear Mr. Smead:

We enclose a statement of the total volume
of acceptances purchased through foreign banks, by
countries, during the month of August 1937, and the total
allotment of each Federal reserve bank.

Very truly yours,



L. W. Knoke,
Vice President.

Encs.

DECLASSIFIED

Authority E.O. 12958

SCHEDULE SHOWING THE TOTAL VOLUME OF
ACCEPTANCES PURCHASED DURING THE MONTH OF
AUGUST 1937

Bank of England	\$82,750.00
Bank of France	25,576.06
* B.I.S. French Bills	323,136.63
**Hungarian Credit	<u>745,102.49</u>
	\$1,176,565.18 ✓

SCHEDULE OF EACH FEDERAL RESERVE BANK'S
PARTICIPATION IN TOTAL VOLUME OF ACCEPTANCES PURCHASED

Boston	7.3%	\$86,394.38
Philadelphia	9.8	121,452.37
Cleveland	9.2	111,224.41
Richmond	4.3	46,866.79
Atlanta	3.5	41,179.78
Chicago	11.6	145,919.22
St. Louis	3.0	27,838.16
Minneapolis	2.3	19,628.86
Kansas City	2.9	33,375.29
Dallas	2.9	33,375.29
San Francisco	7.1	<u>83,536.13</u>
	<u>63.9%</u>	<u>750,790.68</u>
New York	36.1	425,774.50
	<u>100.0%</u>	<u>\$1,176,565.18</u> ✓

*St. Louis and Minneapolis did not participate in bills purchased by the Bank for International Settlements. Boston, Philadelphia and Chicago have taken their pro rata share of St. Louis and Minneapolis in addition to their regular share.

**Distribution made on 1934% basis.

Total number of items - 90

DECLASSIFIED
 Authority E.O. 12958

File mpc

hms Caskey
333 344-1

**SCHEDULE SHOWING THE TOTAL VOLUME OF
 ACCEPTANCES PURCHASED DURING THE MONTH OF
 JULY 1937**

Bank of England	\$	-0-
Bank of France		-0-
* B. I. S. French Bills		47,665.05
**Hungarian Credit		<u>2,497,556.18</u>
		\$2,545,221.23

**SCHEDULE OF EACH FEDERAL RESERVE BANK'S
 PARTICIPATION IN TOTAL VOLUME OF ACCEPTANCES PURCHASED**

Boston	7.3%	183,488.02
Philadelphia	9.8	264,664.58
Cleveland	9.2	244,150.57
Richmond	4.3	96,956.74
Atlanta	3.5	89,082.75
Chicago	11.6	320,514.27
St. Louis	3.0	82,419.35
Minneapolis	2.3	57,443.79
Kansas City	2.9	71,313.86
Dallas	2.9	71,313.86
San Francisco	<u>7.1</u>	<u>180,710.71</u>
	63.9	1,662,058.50
New York	<u>36.1</u>	<u>883,162.73</u>
	100.0%	\$2,545,221.23

*St. Louis and Minneapolis did not participate in bills purchased by the Bank for International Settlements. Boston, Philadelphia and Chicago have taken their pro rata share of St. Louis and Minneapolis in addition to their regular share. New York assumes the balance.
 **Distribution made on 1934% basis.

DECLASSIFIED
Authority E.O. 12958

Mr. Smead ✓
Files M.P.C. ✓
Van ✓

Lo ✓

MS
REC'D IN GENERAL FILES
AUG - 3 1937
RECEIVED
33-3344-1
JUL 24 1937
DIVISION OF
BANK OPERATIONS

FEDERAL RESERVE BANK
OF NEW YORK


July 23, 1937

Mr. E. L. Smead, Chief,
Division of Bank Operations,
Board of Governors of the
Federal Reserve System,
Washington, D. C.

Dear Mr. Smead:

We enclose a statement of the total volume of acceptances purchased through foreign banks, by countries, during the month of June 1937, and the total allotment of each Federal reserve bank.

Very truly yours,



D. J. Cameron,
Manager, Foreign Department.

Encs.

DECLASSIFIED Authority <u>E.O. 12958</u>
--

SCHEDULE SHOWING THE TOTAL VOLUME OF
 ACCEPTANCES PURCHASED DURING THE MONTH OF
 JUNE 1937

Bank of England	\$ 82,750.00
Bank of France	15,148.40
*B. I. S. French Bills	92,873.55
**1st Hungarian Credit	-0-
**2nd Hungarian Credit	<u>1,514,979.08</u>
	\$ 1,705,751.03 ✓

SCHEDULE OF EACH FEDERAL RESERVE BANK'S
 PARTICIPATION IN TOTAL VOLUME OF ACCEPTANCES PURCHASED

Boston	7.3%	123,364.17
Philadelphia	9.8	176,735.87
Cleveland	9.2	162,989.01
Richmond	4.3	65,772.40
Atlanta	3.5	59,701.29
Chicago	11.6	213,587.90
St. Louis	3.0	52,931.26
Minneapolis	2.3	37,096.18
Kansas City	2.9	47,951.80
Dallas	2.9	47,951.80
San Francisco	<u>7.1</u>	<u>121,108.33</u>
	63.9	1,109,190.01
New York	<u>36.1</u>	<u>596,561.02</u>
	100.0%	\$1,705,751.03 ✓

*St. Louis and Minneapolis did not participate in bills purchased by the Bank for International Settlements. Boston, Philadelphia and Chicago have taken their pro rata share of St. Louis and Minneapolis in addition to their regular share. New York assumes the balance.

**Distribution made on 1934% basis.

DECLASSIFIED
Authority E.O. 12958

1
Van ✓
File on AC
[Handwritten signature]

FEDERAL RESERVE BANK
OF NEW YORK

RECEIVED
JUN 22 1937
333 DIVISION OF
BANK OPERATIONS

June 22, 1937.

Mr. E. L. Smead, Chief,
Division of Bank Operations,
Board of Governors of the
Federal Reserve System,
Washington, D. C.

Dear Mr. Smead:

We enclose a statement of the total volume of
acceptances purchased through foreign banks, by countries,
during the month of May 1937, and the total allotment of
each Federal reserve bank.

Very truly yours,

[Handwritten signature]

L. W. Knoke,
Vice President.

Encs.

DECLASSIFIED

Authority E.O. 12958

SCHEDULE SHOWING THE TOTAL VOLUME OF
ACCEPTANCES PURCHASED DURING THE MONTH OF
MAY 1937

Bank of England	-0-
Bank of France	26,577.89
*B.I.S. French Bills	399,390.53
1st Hungarian Credit	246,149.81
2nd Hungarian Credit	<u>740,274.30</u>
	 \$1,412,392.53

RECEIVED
JUN 24 1937
DIVISION OF
BANK OPERATIONS

SCHEDULE OF EACH FEDERAL RESERVE BANK'S
PARTICIPATION IN TOTAL VOLUME OF ACCEPTANCES
PURCHASED

Boston	7.3%	\$ 103,663.48
Philadelphia	9.8	146,407.45
Cleveland	9.2	133,885.80
Richmond	4.3	55,800.76
Atlanta	3.5	49,433.74
Chicago	11.6	176,157.23
St. Louis	3.0	33,349.32
Minneapolis	2.3	23,299.04
Kansas City	2.9	39,972.96
Dallas	2.9	39,972.96
San Francisco	<u>7.1</u>	<u>100,279.87</u>
	63.9	902,222.61
New York	<u>36.1</u>	<u>510,169.92</u>
	<u>100.0%</u>	<u>\$1,412,392.53</u>

*St. Louis and Minneapolis did not participate in bills purchased by the Bank for International Settlements. Boston, Philadelphia and Chicago have taken their pro rata share of St. Louis and Minneapolis in addition to their regular share. New York assumes the balance.

DECLASSIFIED
 Authority E.O. 12958

**SCHEDULE SHOWING THE TOTAL VOLUME OF
 ACCEPTANCES PURCHASED DURING THE MONTH OF
 MAY 1937**

Bank of England	-0-
Bank of France	26,577.89
*B.I.S. French Bills	399,390.53
1st Hungarian Credit	246,149.81
2nd Hungarian Credit	<u>740,274.30</u>
	\$1,412,392.53

RECEIVED
 JUN 24 1937
 DIVISION OF
 BANK OPERATIONS

**SCHEDULE OF EACH FEDERAL RESERVE BANK'S
 PARTICIPATION IN TOTAL VOLUME OF ACCEPTANCES
 PURCHASED**

Boston	7.3%	\$ 103,663.48
Philadelphia	9.8	146,407.45
Cleveland	9.2	133,885.80
Richmond	4.3	55,800.76
Atlanta	3.5	49,433.74
Chicago	11.6	176,157.23
St. Louis	3.0	33,349.32
Minneapolis	2.3	23,299.04
Kansas City	2.9	39,972.96
Dallas	2.9	39,972.96
San Francisco	<u>7.1</u>	<u>100,279.87</u>
	63.9	902,222.61
New York	<u>36.1</u>	<u>510,169.92</u>
	100.0%	\$1,412,392.53

*St. Louis and Minneapolis did not participate in bills purchased by the Bank for International Settlements. Boston, Philadelphia and Chicago have taken their pro rata share of St. Louis and Minneapolis in addition to their regular share. New York assumes the balance.

DECLASSIFIED
Authority E.O. 12958

SL
10

~~333-947-1~~

383 344-1

FEDERAL RESERVE BANK
OF NEW YORK

May 28, 1937.

Mr. E. L. Smead, Chief,
Division of Bank Operations,
Board of Governors of the
Federal Reserve System,
Washington, D. C.

Dear Mr. Smead:

We enclose a statement of the total volume of acceptances purchased through foreign banks, by countries, during the month of April 1937, and the total allotment of each Federal reserve bank.

Very truly yours,



D. J. Cameron,
Manager, Foreign Department.

Encs.

DECLASSIFIED

Authority E.O. 12958

SCHEDULE SHOWING THE TOTAL VOLUME OF
ACCEPTANCES PURCHASED DURING THE MONTH OF
APRIL 1937

Bank of England	-0-
Bank of France	16,013.06
*B.I.S. French Bills	109,469.30
1st Hungarian Credit	246,108.71
2nd. Hungarian Credit	<u>2,255,796.77</u>
	\$2,627,387.84

SCHEDULE OF EACH FEDERAL RESERVE BANK'S
PARTICIPATION IN TOTAL VOLUME OF ACCEPTANCES
PURCHASED

Boston	7.3%	189,720.94
Philadelphia	9.8	273,064.02
Cleveland	9.2	251,727.31
Richmond	4.3	100,468.15
Atlanta	3.5	91,958.57
Chicago	11.6	330,469.06
St. Louis	3.0	83,043.27
Minneapolis	2.3	57,912.14
Kansas City	2.9	73,692.34
Dallas	2.9	73,692.34
San Francisco	7.1	<u>186,544.54</u>
	<u>63.9%</u>	<u>1,712,292.68</u>
New York	36.1	<u>915,095.16</u>
	<u>100.0%</u>	\$2,627,387.84

*St. Louis and Minneapolis did not participate in bills purchased by the Bank for International Settlements. Boston, Philadelphia and Chicago have taken their pro rata share of St. Louis and Minneapolis in addition to their regular share. New York assumes the balance.

DECLASSIFIED
Authority E.O. 12958

6

RECEIVED
833 344-1
APR 24 1937
DIVISION OF
BANK OPERATIONS

Vow
File mpc 4/16/37

FEDERAL RESERVE BANK
OF NEW YORK

April 23, 1937

Mr. E. L. Smead, Chief,
Division of Bank Operations,
Board of Governors of the
Federal Reserve System,
Washington, D. C.

Dear Mr. Smead:

We enclose a statement of the total volume
of acceptances purchased through foreign banks, by
countries, during the month of March 1937, and the
total allotment of each Federal reserve bank.

Very truly yours,

[Handwritten Signature]

D. J. Cameron,
Manager, Foreign Department.

Encs.

DECLASSIFIED

Authority E.O. 12958

SCHEDULE SHOWING THE TOTAL VOLUME OF
ACCEPTANCES PURCHASED DURING THE MONTH OF
MARCH 1937

Bank of England	\$ 82,750.00
Bank of France	26,293.60
*B.I.S. French Bills	140,137.89
1st Hungarian Credit	-0-
2nd Hungarian Credit	<u>2,262,276.55</u>
	<u>\$2,511,458.04</u>

SCHEDULE OF EACH FEDERAL RESERVE BANK'S
PARTICIPATION IN TOTAL VOLUME OF ACCEPTANCES
PURCHASED

Boston	7.3%	\$ 181,616.35
Philadelphia	9.8	260,424.43
Cleveland	9.2	240,103.25
Richmond	4.3	96,681.31
Atlanta	3.5	87,901.03
Chicago	11.6	314,813.47
St. Louis	3.0	77,926.44
Minneapolis	2.3	54,540.36
Kansas City	2.9	70,570.00
Dallas	2.9	70,570.00
San Francisco	7.1	178,313.52
	<u>63.9%</u>	<u>1,633,460.16</u>
New York	36.1	877,997.88
	<u>100.0%</u>	<u>\$2,511,458.04</u>

* St. Louis and Minneapolis did not participate in bills purchased by the Bank for International Settlements. Boston, Philadelphia and Chicago have taken their pro rata share of St. Louis and Minneapolis in addition to their regular share. New York assumes the balance.

DECLASSIFIED
Authority E.O. 12958

333,344-1

RECEIVED

MAR 18 1937

DIVISION OF
BANK OPERATIONS

Handwritten initials and checkmarks

File

FEDERAL RESERVE BANK
OF NEW YORK

March 16, 1937.

Mr. E. L. Smead, Chief,
Division of Bank Operations,
Board of Governors of the
Federal Reserve System,
Washington, D. C.

Dear Mr. Smead:

We enclose a statement of the total
volume of acceptances purchased through foreign banks,
by countries, during the month of February 1937, and
the total allotment of each Federal reserve bank.

Very truly yours,

Handwritten signature of D. J. Cameron

D. J. Cameron,
Manager, Foreign Department.

Encs.

DECLASSIFIED

Authority E.O. 12958

SCHEDULE SHOWING THE TOTAL VOLUME OF
ACCEPTANCES PURCHASED DURING THE MONTH OF
FEBRUARY 1937

Bank of England	\$	-0-
Bank of France		15,932.81
*B.I.S. French Bills		317,796.98
1st Hungarian Credit		-0-
2nd Hungarian Credit		-0-
		\$333,729.79

SCHEDULE OF EACH FEDERAL RESERVE BANK'S
PARTICIPATION IN TOTAL VOLUME OF ACCEPTANCES
PURCHASED

Boston	7.3%	\$ 25,591.84
Philadelphia	9.8	34,356.16
Cleveland	9.2	30,703.14
Richmond	4.3	14,350.38
Atlanta	3.5	11,680.54
Chicago	11.6	40,666.48
St. Louis	3.0	477.98
Minneapolis	2.3	366.46
Kansas City	2.9	9,678.16
Dallas	2.9	9,678.16
San Francisco	7.1	23,694.82
	63.9%	\$201,244.12
New York	36.1	132,485.67
	100.0%	\$333,729.79

*St. Louis and Minneapolis did not participate in bills purchased by the Bank for International Settlements. Boston, Philadelphia and Chicago have taken their pro-rata share of St. Louis and Minneapolis in addition to their regular share. New York assumes the balance.

DECLASSIFIED
Authority E.O. 12958

332.415-1

Division of Bank Operations File

Filer

FEDERAL RESERVE BANK
OF NEW YORK

RECEIVED
FEB 27 1937
DIVISION OF
BANK OPERATIONS

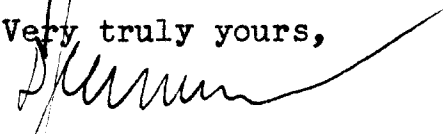
February 25, 1937.

Mr. E. L. Smead, Chief,
Division of Bank Operations,
Board of Governors of the
Federal Reserve System,
Washington, D. C.

Dear Mr. Smead:

We enclose a statement of the total
volume of acceptances purchased through foreign banks,
by countries, during the month of January 1937, and
the total allotment of each Federal reserve bank.

Very truly yours,



D. J. Cameron,
Manager, Foreign Department.

Encs.

DECLASSIFIED

Authority E.O. 12958

SCHEDULE SHOWING THE TOTAL VOLUME OF
ACCEPTANCES PURCHASED DURING THE MONTH OF
JANUARY 1937

Bank of England	\$	-0-
Bank of France		22,952.54 ✓
*B. I. S. French Bills		224,102.13 ✓
1st. Hungarian Credit		247,067.74 ✓
2nd. Hungarian Credit		<u>2,263,642.97 ✓</u>
		\$2,757,765.38 ✓

SCHEDULE OF EACH FEDERAL RESERVE BANK'S
PARTICIPATION IN TOTAL VOLUME OF ACCEPTANCES
PURCHASED

Boston	7.4%	\$ 199,948.73 ✓
Philadelphia	9.3	285,215.43 ✓
Cleveland	9.2	263,757.26 ✓
Richmond	4.4	106,277.42 ✓
Atlanta	3.5	96,521.78 ✓
Chicago	11.6	346,411.67 ✓
St. Louis	3.0	83,542.03 ✓
Minneapolis	2.4	58,297.21 ✓
Kansas City	2.9	77,464.49 ✓
Dallas	2.9	77,464.49 ✓
San Francisco	6.9	<u>195,307.23 ✓</u>
	<u>63.5%</u>	<u>\$1,790,207.74 ✓</u>
New York	36.5	967,557.64 ✓
	<u>100.0%</u>	<u>\$2,757,765.38 ✓</u>

*St. Louis and Minneapolis did not participate in bills purchased by the Bank for International Settlements. Boston, Philadelphia and Chicago have taken their pro-rata share of St. Louis and Minneapolis in addition to their regular share. New York assumes the balance.

DECLASSIFIED
Authority E.O. 12958

✓ 333,341-1
~~332,415-1~~

File Schedule Showing the Total Volume of
Acceptances Purchased During 1936. Division of Bank Operations File
1-26-37

		1936
Bank of England		\$ 414,156.84
Bank of France		222,628.88
Bank for International Settlements:		
Belga bills	\$ 149,523.17	
French bills	3,542,387.11	
Zloty bills	<u>2,111,111.11</u>	
First Hungarian Credit		5,803,021.39
Second Hungarian Credit		1,726,158.79
		<u>17,041,031.18</u>
Total		\$ 25,206,997.08 ⁰⁰

Participation in Total Volume of Foreign Acceptances
Purchased in 1936

Boston	\$ 1,848,753.09	Chicago	\$ 3,148,033.68
New York	9,071,629.54	St Louis	638,420.85
Philadelphia	2,586,490.20	Minneapolis	446,928.24
Cleveland	2,397,287.91	Kansas City	710,118.79
Richmond	989,095.45	Dallas	709,060.32
Atlanta	883,303.35	San Francisco	1,777,875.66
		Total	<u>25,206,997.08⁰⁰</u>

THP
1/26/37

DECLASSIFIED
Authority E.O. 12958

✓
~~332,415-1~~
332,344-1

FEDERAL RESERVE BANK
OF NEW YORK

RECEIVED
JAN 23 1937
DIVISION OF
BANK OPERATIONS

January 22, 1937.

S i r s : ATTENTION: Mr. E. L. Smead

We enclose a statement of the total volume of acceptances purchased through foreign banks, by countries, during the month of December 1936, and the total allotment of each Federal reserve bank.

Respectfully,

D. J. Cameron,
Manager, Foreign Department.

Board of Governors of the
Federal Reserve System,
Washington, D. C.

Enc.

DECLASSIFIED

Authority E.O. 12958

SCHEDULE SHOWING THE TOTAL VOLUME OF
ACCEPTANCES PURCHASED DURING THE MONTH OF
DECEMBER 1936

Bank of England	\$	82,950.26
Bank of France		11,716.87
*B. I. S. French Bills		156,458.71
1st. Hungarian Credit		-0-
2nd. Hungarian Credit		<u>1,846,375.99</u>
		<u>\$2,097,501.83</u>

SCHEDULE OF EACH FEDERAL RESERVE BANK'S
PARTICIPATION IN TOTAL VOLUME OF ACCEPTANCES
PURCHASED

Boston	7.4%	152,147.59
Philadelphia	9.3	216,163.54
Cleveland	9.2	200,355.67
Richmond	4.4	81,211.83
Atlanta	3.5	73,412.56
Chicago	11.6	262,754.03
St. Louis	3.0	63,770.43
Minneapolis	2.4	44,738.66
Kansas City	2.9	58,981.18
Dallas	2.9	58,981.18
San Francisco	<u>6.9</u>	<u>148,420.38</u>
	63.5%	\$1,360,937.05
New York	<u>36.5</u>	<u>736,564.78</u>
	100.0%	<u>\$2,097,501.83</u>

*St. Louis and Minneapolis did not participate in bills purchased by the Bank for International Settlements. Boston, Philadelphia and Chicago have taken their pro-rata share of St. Louis and Minneapolis in addition to their regular share. New York assumes the balance.

DECLASSIFIED
 Authority E.O. 12958

Division of Bank Operations File

~~332 415-1~~
 333 344-1
 11/30/36

SCHEDULE SHOWING THE TOTAL VOLUME OF
 ACCEPTANCES PURCHASED DURING THE MONTH OF
NOVEMBER 1936

Bank of England	\$	-0-
Bank of France		31,063.25
*B.I.S. French Bills		587,785.08
1st. Hungarian Credit		246,937.11
2nd. Hungarian Credit		-0-
		\$865,785.44

SCHEDULE OF EACH FEDERAL RESERVE BANK'S
 PARTICIPATION IN TOTAL VOLUME OF ACCEPTANCES
PURCHASED

Boston	7.4%	\$ 65,923.04
Philadelphia	9.3	86,186.21
Cleveland	9.2	80,640.01
Richmond	4.4	36,612.94
Atlanta	3.5	30,302.49
Chicago	11.6	106,582.38
St. Louis	3.0	9,080.82
Minneapolis	2.4	6,425.07
Kansas City	2.9	24,860.84
Dallas	2.9	24,860.84
San Francisco	6.9	60,233.07
	63.5%	\$531,707.71
New York	36.5	334,077.73
	100.0%	\$865,785.44

*St. Louis and Minneapolis did not participate in bills purchased by the Bank for International Settlements. Boston, Philadelphia and Chicago have taken their pro-rata share of St. Louis and Minneapolis in addition to their regular share. New York assumes the balance.

DECLASSIFIED
Authority E.O. 12958

Division of Bank Operations file

~~332 415-1~~
333.344-1

*Vow ✓
file*

*lo ✓
su*

**FEDERAL RESERVE BANK
OF NEW YORK**


RECEIVED
NOV 28 1936
DIVISION OF
BANK OPERATIONS

November 27, 1936.

S i r s : ATTENTION: Mr. E. L. Smead

We enclose a statement of the total volume of acceptances purchased through foreign banks, by countries, during the month of October 1936, and the total allotment of each Federal reserve bank.

Respectfully,



D. J. Cameron,
Manager, Foreign Department.

Board of Governors of the
Federal Reserve System,
Washington, D. C.

Enc.

DECLASSIFIED

Authority E.O. 12958

SCHEDULE SHOWING THE TOTAL VOLUME OF
ACCEPTANCES PURCHASED DURING THE MONTH OF
OCTOBER, 1936

Bank of England	\$ 36,410.00
Bank of France	3,150.51
*B.I.S. French Bills	194,053.49
1st Hungarian Credit	493,256.68
2nd Hungarian Credit	<u>2,264,410.27</u>
	\$2,991,280.95

SCHEDULE OF EACH FEDERAL RESERVE BANK'S
PARTICIPATION IN TOTAL VOLUME OF ACCEP-
TANCES PURCHASED

Boston	7.4%	\$ 216,614.90
Philadelphia	9.3	309,498.00
Cleveland	9.2	286,228.52
Richmond	4.4	115,070.36
Atlanta	3.5	104,694.83
Chicago	11.6	375,780.81
St. Louis	3.0	92,189.83
Minneapolis	2.4	64,375.80
Kansas City	2.9	83,989.48
Dallas	2.9	83,989.48
San Francisco	6.9	211,913.72
	<u>63.5%</u>	<u>\$1,944,345.73</u>
New York	36.5	1,046,935.22
	<u>100.0%</u>	<u>\$2,991,280.95</u>

*St. Louis and Minneapolis did not participate in bills purchased by the Bank for International Settlements. Boston, Philadelphia and Chicago have taken their pro-rata share of St. Louis and Minneapolis in addition to their regular share. New York assumes the balance.

DECLASSIFIED
 Authority E.O. 12958

*Letter of Transmittal
 was not attached
 10/17/36 mpc*
*File
 mpc 10/17/36*

~~332,415-1~~
 338,344-1
 Division of Bank Operations File
 9/30/36

SCHEDULE SHOWING THE TOTAL VOLUME OF
 ACCEPTANCES PURCHASED DURING THE MONTH OF
SEPTEMBER, 1936

Bank of England	\$	46,449.88
Bank of France		11,929.34
*B.I.S. French Bills		232,930.02
2nd Hungarian Credit		<u>1,558,322.94</u>
		\$1,849,632.18 ✓

SCHEDULE OF EACH FEDERAL RESERVE BANK'S
 PARTICIPATION IN TOTAL VOLUME OF ACCEPTANCES
PURCHASED

Boston	7.4%	\$	134,686.92
Philadelphia	9.3		190,327.12
Cleveland	9.2		176,399.45
Richmond	4.4		72,033.88
Atlanta	3.5		64,737.12
Chicago	11.6		231,599.63
St. Louis	3.0		53,176.04
Minneapolis	2.4		37,242.53
Kansas City	2.9		52,081.01
Dallas	2.9		52,081.01
San Francisco	6.9		<u>130,741.27</u>
	<u>63.5%</u>		<u>\$1,195,105.98</u>
New York	36.5		654,526.20
	<u>100.0%</u>		<u>\$1,849,632.18</u> ✓

*St. Louis and Minneapolis did not participate in bills purchased by the Bank for International Settlements. Boston, Philadelphia and Chicago have taken their pro-rata share of St. Louis and Minneapolis in addition to their regular share. New York assumes the balance.

DECLASSIFIED
Authority E.O. 12958

File mpcy/16/36

333,344-1
RECEIVED
333,344-1
SEP 16 1936
DIVISION OF BANK OPERATIONS
DIVISION of Bank Operations File

FEDERAL RESERVE BANK
OF NEW YORK

September 15, 1936.

S i r s : ATTENTION: Mr. E.L. Smead

We enclose a statement of the total volume of acceptances purchased through foreign banks, by countries, during the month of August 1936, and the total allotment of each Federal reserve bank.

Respectfully,

[Handwritten Signature]
D. J. Cameron,
Manager, Foreign Department.

Board of Governors of the
Federal Reserve System,
Washington, D. C.

Enc.

DECLASSIFIED
 Authority E.O. 12958

RECEIVED

SEP 16 1936

*file
9/16/36 - MPC*

**SCHEDULE SHOWING THE TOTAL VOLUME OF DIVISION OF
 ACCEPTANCES PURCHASED DURING THE MONTH OF BANK OPERATIONS
 AUGUST, 1936**

Bank of France	\$31,027.82
*B.I.S. French Bills	30,852.72
2nd Hungarian Credit	<u>712,147.30</u>
	\$774,027.84 ✓

**SCHEDULE OF EACH FEDERAL RESERVE BANK'S
 PARTICIPATION IN TOTAL VOLUME OF ACCEPTANCES
 PURCHASED**

Boston	7.4%	\$ 55,977.06
Philadelphia	9.3	79,973.15
Cleveland	9.2	74,059.15
Richmond	4.4	29,784.34
Atlanta	3.5	27,090.97
Chicago	11.6	97,101.96
St. Louis	3.0	24,431.70
Minneapolis	2.4	17,124.05
Kansas City	2.9	21,734.66
Dallas	2.9	21,734.65
San Francisco	6.9	<u>54,832.22</u>
	<u>63.5%</u>	\$503,843.91
New York	36.5	<u>270,183.93</u>
	100.0%	\$774,027.84 ✓

*St. Louis and Minneapolis did not participate in bills purchased by the Bank for International Settlements. Boston, Philadelphia and Chicago have taken their pro-rata share of St. Louis and Minneapolis in addition to their regular share. New York assumes the balance.

MPC

DECLASSIFIED
 Authority E.O. 12958

~~337,475-7~~
 333,344-1
 7/31/36

*File
 memo 8/24/36*

**SCHEDULE SHOWING THE TOTAL VOLUME OF
 ACCEPTANCES PURCHASED DURING THE MONTH OF
JULY, 1936**

Bank of England	\$	36,410.00
Bank of France		14,778.89
*B.I.S. French Bills		397,123.72
1st Hungarian Credit		246,491.25
2nd Hungarian Credit		<u>1,559,445.15</u>
		<u>\$2,254,249.01</u>

**SCHEDULE OF EACH FEDERAL RESERVE BANK'S
 PARTICIPATION IN TOTAL VOLUME OF ACCEP-
TANCES PURCHASED**

Boston	7.4%	\$	164,789.46
Philadelphia	9.3		231,504.82
Cleveland	9.2		214,614.66
Richmond	4.4		88,351.34
Atlanta	3.5		78,898.71
Chicago	11.6		282,039.83
St. Louis	3.0		61,131.57
Minneapolis	2.4		42,765.07
Kansas City	2.9		63,567.29
Dallas	2.9		63,567.29
San Francisco	6.9		<u>159,155.05</u>
	<u>63.5%</u>		<u>\$1,450,385.09</u>
	<u>36.5</u>		<u>803,863.92</u>
	<u>100.0%</u>		<u>\$2,254,249.01</u>

*St. Louis and Minneapolis did not participate in bills purchased by the Bank for International Settlements. Boston, Philadelphia and Chicago have taken their pro-rata share of St. Louis and Minneapolis in addition to their regular share. New York assumes the balance.

DECLASSIFIED
 Authority E.O. 12958

~~332,415-1~~
 333,244-1

Division of Bank Operations, Fed. Res. Bank of St. Louis

*File
 mpc
 7/20/36*

**SCHEDULE SHOWING THE TOTAL VOLUME OF
 ACCEPTANCES PURCHASED DURING THE MONTH OF
 JUNE, 1936**

6/30/36

Bank of England	46,340.00
Bank of France	24,775.35
*B.I.S. French Bills	53,611.27
1st Hungarian Credit	246,491.25
2nd Hungarian Credit	<u>1,922,737.27</u>
	\$2,293,955.14 ✓

**SCHEDULE OF EACH FEDERAL RESERVE BANK'S
 PARTICIPATION IN TOTAL VOLUME OF ACCEP-
 TANCES PURCHASED**

Boston	7.4%	165,628.45
Philadelphia	9.3	237,468.58
Cleveland	9.2	219,720.79
Richmond	4.4	87,918.65
Atlanta	3.5	80,288.43
Chicago	11.6	288,126.90
St. Louis	3.0	73,718.00
Minneapolis	2.4	51,599.03
Kansas City	2.9	64,355.47
Dallas	2.9	64,355.47
San Francisco	<u>6.9</u>	<u>162,621.36</u>
	63.5%	\$1,495,801.13 ✓
	<u>36.5</u>	<u>798,154.01</u> ✓
	100.0%	\$2,293,955.14 ✓

M.P.C.

*St. Louis and Minneapolis did not participate in bills purchased by the Bank for International Settlements. Boston, Philadelphia and Chicago have taken their pro-rata share of St. Louis and Minneapolis in addition to their regular share. New York assumes the balance.

DECLASSIFIED
Authority E.O. 12958

~~33-21410-1~~
RECEIVED 333,344-1

Division of Bank Operations File

JUN 20 1936

DIVISION OF
BANK OPERATIONS

FEDERAL RESERVE BANK
OF NEW YORK

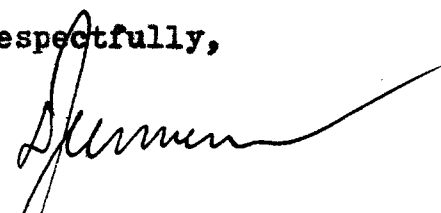
Van ✓
E ✓
File 7/2 Co 7/21/36

June 19, 1936.

S i r s : ATTENTION: Mr. E. L. Smead

We enclose a statement of the total volume of acceptances purchased through foreign banks, by countries, during the month of May 1936, and the total allotment of each Federal reserve bank.

Respectfully,



D. J. Cameron,
Manager, Foreign Department.

Board of Governors of the
Federal Reserve System,
Washington, D. C.

Enc.

DECLASSIFIED

Authority E.O. 12958

SCHEDULE SHOWING THE TOTAL VOLUME OF
ACCEPTANCES PURCHASED DURING THE MONTH
OF MAY, 1936

Bank of France	11,041.89
*B.I.S. French Bills	69,078.95
*B.I.S. Zloty Bills	7,597.35
2nd Hungarian Credit	<u>348,205.18</u>
	\$435,923.37

SCHEDULE OF EACH FEDERAL RESERVE BANK'S
PARTICIPATION IN TOTAL VOLUME OF ACCEP-
TANCES PURCHASED

Boston	7.4%	31,868.32
Philadelphia	9.3	44,756.20
Cleveland	9.2	41,497.77
Richmond	4.4	17,091.40
Atlanta	3.5	15,257.32
Chicago	11.6	54,529.46
St. Louis	3.0	11,822.02
Minneapolis	2.4	8,273.73
Kansas City	2.9	12,293.57
Dallas	2.9	12,293.58
San Francisco	6.9	<u>30,775.12</u>
	<u>63.5</u>	\$280,458.49
	<u>36.5</u>	<u>155,464.88</u>
	100.0%	\$435,923.37

*St. Louis and Minneapolis did not participate in bills purchased by the Bank for International Settlements. Boston, Philadelphia and Chicago have taken their pro-rata share of St. Louis and Minneapolis in addition to their regular share. New York assumes the balance.

DECLASSIFIED
Authority E.O. 12958

300,475

Division of Bank Operations File

RECEIVED *333,894-1*

**FEDERAL RESERVE BANK
OF NEW YORK**

MAY 26 1936

DIVISION OF
BANK OPERATIONS

May 25, 1936.

*Van ✓
File
mpe*

*SV ✓
sc ✓*

S i r s : ATTENTION: Mr. E. L. Smead

We enclose a statement of the total volume of acceptances purchased through foreign banks, by countries, during the month of April 1936, and the total allotment of each Federal reserve bank.

Respectfully,

[Handwritten Signature]

D. J. Cameron,
Manager, Foreign Department.

Board of Governors of the
Federal Reserve System,
Washington, D. C.

Encs.

DECLASSIFIED

Authority E.O. 12958

SCHEDULE SHOWING THE TOTAL VOLUME OF
ACCEPTANCES PURCHASED DURING THE MONTH
OF APRIL, 1936

Bank of England	36,430.51
Bank of France	19,859.91
*B.I.S. Belga Bills	61,687.30
*B.I.S. French Bills	455,702.32
*B.I.S. Zloty Bills	603,228.87
1st Hungarian Credit	246,491.25
2nd Hungarian Credit	<u>2,498,228.86</u>

\$3,921,629.02 ✓

SCHEDULE OF EACH FEDERAL RESERVE BANK'S
PARTICIPATION IN TOTAL VOLUME OF ACCEP-
TANCES PURCHASED

Boston	7.4%	289,189.10
Philadelphia	9.3	400,531.17
Cleveland	9.2	371,768.75
Richmond	4.4	156,083.36
Atlanta	3.5	137,257.01
Chicago	11.6	489,375.72
St. Louis	3.0	92,264.48
Minneapolis	2.4	64,479.53
Kansas City	2.9	110,982.52
Dallas	2.9	110,982.52
San Francisco	6.9	<u>276,081.85</u>
	<u>63.5</u>	<u>\$2,498,996.01</u>
	<u>36.5</u>	<u>1,422,633.01</u>
	100.0%	<u>\$3,921,629.02</u> ✓

*St. Louis and Minneapolis did not participate in bills purchased by the Bank for International Settlements. Boston, Philadelphia and Chicago have taken their pro-rata share of St. Louis and Minneapolis in addition to their regular share. New York assumes the balance.

DECLASSIFIED
Authority E.O. 12958

~~332,445-1~~
333,544-1
Division of Bank Operations File

*File
2/25/36*

*Q
H*

FEDERAL RESERVE BANK
OF NEW YORK

RECEIVED

APR 24 1936

DIVISION OF
BANK OPERATIONS

April 23, 1936.

S i r s : Attention: Mr. E. L. Smead

We enclose a statement of the total volume of acceptances purchased through foreign banks, by countries, during the month of March 1936, and the total allotment of each Federal reserve bank.

We also enclose revised statements for the months of January and February, as those sent to you in our letters of February 17 and March 17 were incorrectly calculated. We hope that these changes in our figures will not cause the Board any difficulties.

*Recordy
Completed
MPC*

Respectfully,

D. J. Cameron,
Manager, Foreign Department.

Board of Governors of the
Federal Reserve System,
Washington, D. C.

Encs.

DECLASSIFIED
Authority E.O. 12958

**SCHEDULE SHOWING THE TOTAL VOLUME OF
ACCEPTANCES PURCHASED DURING THE MONTH
OF MARCH, 1936**

	<i>April</i>	
Bank of England	36430.51	46,340.00
Bank of France	19859.91	23,399.14
*B.I.S. Belga Bills	61687.30	12,449.37
*B.I.S. French Bills	45570.232	610,733.78
*B.I.S. Zloty Bills	603229.87	445,204.18
1st Hungarian Credit	246491.25	-0-
2nd Hungarian Credit	2498229.56	1,398,138.15
	<u>3,921,629.02</u>	<u>\$2,536,264.62</u>

**SCHEDULE OF EACH FEDERAL RESERVE BANK'S
PARTICIPATION IN TOTAL VOLUME OF ACCEP-
TANCES PURCHASED**

Boston	7.4%	189,156.58
Philadelphia	9.3	256,617.57
Cleveland	9.2	238,928.89
Richmond	4.4	103,206.81
Atlanta	3.5	88,769.26
Chicago	11.6	314,880.46
St. Louis	3.0	48,230.73
Minneapolis	2.4	33,830.92
Kansas City	2.9	72,153.54
Dallas	2.9	72,153.54
San Francisco	6.9	177,798.54
	<u>63.5</u>	<u>\$1,595,726.84</u>
New York	36.5	940,537.78
	<u>100.0%</u>	<u>\$2,536,264.62</u>

*St. Louis and Minneapolis did not participate in bills purchased by the Bank for International Settlements. Boston, Philadelphia and Chicago have taken their pro-rata share of St. Louis and Minneapolis in addition to their regular share. New York assumes the balance.

DECLASSIFIED

Authority E.O. 12958

SCHEDULE SHOWING THE TOTAL VOLUME OF ACCEPTANCES
PURCHASED DURING THE MONTH OF JANUARY, 1936.

Bank of England	82,826.19
Bank of France	28,754.89
*B.I.S. Belga Bills	29,948.62
*B.I.S. French Bills	459,391.19
*B.I.S. Zloty Bills	457,549.85
1st Hungarian Credit	-0-
2nd Hungarian Credit	<u>2,279,082.46</u>
	\$3,337,553.20

REVISED SCHEDULE OF EACH FEDERAL RESERVE BANK'S
PARTICIPATION IN TOTAL VOLUME OF ACCEPTANCES
PURCHASED

Boston	7.2%	243,985.34 ✓
Philadelphia	9.9	346,875.24
Cleveland	9.5	319,346.64
Richmond	3.7	125,768.55
Atlanta	3.6	117,872.84
Chicago	11.6	415,878.32
St. Louis	3.0	78,557.15
Minneapolis	2.4	55,096.85
Kansas City	2.7	92,393.02
Dallas	2.6	91,334.55
San Francisco	<u>7.0</u>	<u>235,907.80</u>
	63.2%	\$2,123,016.30
New York	<u>36.8</u>	<u>1,214,536.90</u>
	100.0%	\$3,337,553.20

*St. Louis and Minneapolis did not participate in bills purchased by the Bank for International Settlements. Boston, Philadelphia and Chicago have taken their pro rata share of St. Louis and Minneapolis in addition to their regular share. New York assumes the balance.

DECLASSIFIED

Authority E.O. 12958

SCHEDULE SHOWING THE TOTAL VOLUME OF
ACCEPTANCES PURCHASED DURING THE MONTH
OF FEBRUARY, 1936

Bank of England	-0-
Bank of France	11,131.02
*B.I.S. Belga Bills	45,437.88
*B.I.S. French Bills	294,665.86
*B.I.S. Zloty Bills	597,530.86
1st Hungarian Credit	246,491.25
2nd Hungarian Credit	<u>653,937.61</u>
	 \$1,849,194.48

REVISED SCHEDULE OF EACH FEDERAL RESERVE BANK'S
PARTICIPATION IN TOTAL VOLUME OF ACCEPTANCES
PURCHASED

Boston	7.4%	138,786.33
Philadelphia	9.3	186,588.60
Cleveland	9.2	173,727.61
Richmond	4.4	75,961.99
Atlanta	3.5	64,721.81
Chicago	11.6	229,384.18
St. Louis	3.0	30,048.08
Minneapolis	2.4	20,977.00
Kansas City	2.9	52,726.21
Dallas	2.9	52,726.21
San Francisco	6.9	<u>129,395.28</u>
	<u>63.5%</u>	<u>\$1,155,043.30</u>
New York	36.5	694,151.18
	<u>100.0%</u>	<u>\$1,849,194.48</u>

*St. Louis and Minneapolis did not participate in bills purchased by the Bank for International Settlements. Boston, Philadelphia and Chicago have taken their pro-rata share of St. Louis and Minneapolis in addition to their regular share. New York assumes the balance.

DECLASSIFIED
Authority E.O. 12958

*File
m.p.c.
3/18/36*

[Handwritten flourish]

*332,415-1
333,344-1*

Division of Bank Operations File

**FEDERAL RESERVE BANK
OF NEW YORK**

**RECEIVED
MAR 18 1936
DIVISION OF
BANK OPERATIONS**

March 17, 1936.

S i r s : Attention: Mr. E. L. Smead

We enclose a statement of the total volume of acceptances purchased through foreign banks, by countries, during the month of February, 1936, and the total allotments to the other Federal reserve banks.

Respectfully,

[Handwritten signature]
D. J. Cameron,
Manager, Foreign Department.

The Board of Governors of the
Federal Reserve System,
Washington, D. C.

Enc.

DECLASSIFIED
 Authority E.O. 12958

mpe

SCHEDULE SHOWING THE TOTAL VOLUME OF
 ACCEPTANCES PURCHASED DURING THE MONTH
OF FEBRUARY, 1936.

Bank of England	-0-
Bank of France	11,131.02
*B.I.S. Belga Bills	45,437.88
*B.I.S. French Bills	294,665.86
*B.I.S. Zloty Bills	597,530.86
1st Hungarian Credit	246,491.25
2nd Hungarian Credit	<u>653,937.61</u>
	 \$1,849,194.48

SCHEDULE OF EACH FEDERAL RESERVE BANK'S
 PARTICIPATION IN TOTAL VOLUME OF ACCEPTANCES PURCHASED

Boston	7.4%	140,587.18
Philadelphia	9.3	176,683.88
Cleveland	9.2	170,125.89
Richmond	4.4	81,364.56
Atlanta	3.5	64,721.81
Chicago	11.6	220,379.90
St. Louis	3.0	27,346.79
Minneapolis	2.4	21,877.44
Kansas City	2.9	53,626.64
Dallas	2.9	53,626.64
San Francisco	6.9	<u>127,594.42</u>
	<u>63.5%</u>	<u>\$1,137,935.15</u>
New York	36.5	711,259.33
	<u>100.0%</u>	<u>\$1,849,194.48</u>

*Revised -
 See letter
 4/23/36*

*St. Louis and Minneapolis did not participate in bills purchased by the Bank for International Settlements. Boston, Philadelphia and Chicago have taken their pro-rata share of St. Louis and Minneapolis in addition to their regular share. New York assumes the balance.

DECLASSIFIED
Authority E.O. 12958

lp ✓

335344-1

Division of Bank Operations File

*File
m^l 3/13/36*

FEDERAL RESERVE BANK
OF NEW YORK


RECEIVED
FEB 18 1936
DIVISION OF
BANK OPERATIONS

February 17, 1936.

S i r s : ATTENTION: Mr. E. L. Smead

We enclose a statement of the total volume of acceptances purchased through foreign banks, by countries, during the month of January, 1936, and the total allotments to the other Federal Reserve Banks.

Respectfully,



D. J. Cameron,
Manager, Foreign Department.

The Board of Governors of the
Federal Reserve System,
Washington, D. C.

Enc.

DECLASSIFIED
 Authority E.O. 12958

SCHEDULE SHOWING THE TOTAL VOLUME OF ACCEPTANCES
 PURCHASED DURING THE MONTH OF JANUARY, 1936

Bank of England	\$82,826.19
Bank of France	28,754.89
*B.I.S. Belga Bills	29,948.62
*B.I.S. French Bills	459,391.19
*B.I.S. Zloty Bills	457,549.85
1st Hungarian Credit	-0-
2nd Hungarian Credit	<u>2,279,082.46</u>
	\$3,337,553.20

SCHEDULE OF EACH FEDERAL RESERVE BANK'S PARTICIPATION
 IN TOTAL VOLUME OF ACCEPTANCES PURCHASED

Boston	7.2	\$243,985.34
Philadelphia	9.9	335,479.84
Cleveland	9.5	317,067.55
Richmond	3.7	123,489.47
Atlanta	3.6	120,151.91
Chicago	11.6	393,087.49
St. Louis	3.0	71,719.91
Minneapolis	2.4	57,375.93
Kansas City	2.7	90,113.94
Dallas	2.6	86,776.38
San Francisco	<u>7.0</u>	<u>233,628.72</u>
	63.2%	\$2,072,876.48
New York	<u>36.8</u>	<u>1,264,676.72</u>
	100.0%	\$3,337,553.20

Revised
See letter
4/23/36

*St. Louis and Minneapolis did not participate in bills purchased by the Bank for International Settlements. Boston, Philadelphia and Chicago have taken their pro rata share of St. Louis and Minneapolis in addition to their regular share. New York assumes the balance.