

Troubled Asset Relief Program (TARP)

Monthly 105(a) Report – October 2011



UNITED STATES
DEPARTMENT OF
THE TREASURY



November 10, 2011

This report to Congress is pursuant to Section 105(a) of the Emergency Economic Stabilization Act of 2008.

<u>Section</u>	<u>Page</u>
Where are the TARP Funds?	1
Daily TARP Update	3
Treasury Estimates of the Impact of TARP Programs and Other Treasury Investment in AIG on the Federal Budget	5
Program Updates	7
Bank Support Programs	7
Capital Purchase Program	7
Credit Market Programs	16
Small Business Administration (SBA) 7(a) Securities Portfolio	16
Public-Private Investment Program (PPIP)	17
Other Investment Programs	18
American International Group (AIG)	18
Housing Programs	19
Appendix – Financial Statements	21

More information is available at FinancialStability.gov.

The Troubled Asset Relief Program (TARP) was established pursuant to the Emergency Economic Stabilization Act of 2008 (EESA). Three years after the establishment of the TARP, we are making substantial progress in unwinding the extraordinary assistance that had to be provided during the crisis. Treasury has moved quickly to reduce the dependence of the financial system on emergency support and to return our financial institutions to private hands as quickly as possible. As of today, taxpayers have recovered nearly \$258 billion from TARP's bank programs through repayments, dividends, interest, and other income -- almost \$13 billion more than the \$245 billion invested in banks.

By any objective standards, the Troubled Asset Relief Program has worked: it helped stop widespread financial panic, it helped prevent what could have been a devastating collapse of our financial system, and it did so at a cost that is far less than what most people expected at the time the law was passed.

Where are the TARP Funds?¹

This report contains two charts that provide a complete picture of how TARP funds have been used, the extent to which they have been returned, and how much the program will cost.

Figure 1: Daily TARP Update

The first chart shows for each TARP program the amount of funds obligated, the amount actually disbursed, the repayments and income received and any losses. Thus, a reader can quickly see how much cash was disbursed under a particular program and how much cash has come back to Treasury. These amounts do not represent lifetime cost estimates, which are shown in the next chart. The Daily Tarp Update is also available on [FinancialStability.gov](http://www.financialstability.gov) and is updated after every business day.

<http://www.treasury.gov/initiatives/financial-stability/briefing-room/reports/tarp-daily-summary-report/Pages/default.aspx>.

Figure 2: Treasury Estimates of the Impact of TARP Programs and Other Treasury Investment in AIG on the Federal Budget

The second chart provides for each program within TARP the amount obligated, the amount disbursed, the outstanding balance, and the estimated lifetime cost. Estimated lifetime cost represents Treasury's best estimate of what the program will ultimately cost the taxpayer. Estimated lifetime cost is calculated quarterly in conjunction with the Office of Management and Budget. Because some of the TARP investments are in publicly traded securities, we also provide additional information to help readers know the current value of those investments. This chart also shows the estimated lifetime cost of the additional investment by Treasury in AIG separate and apart from the TARP investment.

This chart utilizes the methodology that TARP has consistently used to estimate these lifetime costs including the requirement to use a discount rate that reflects market risk as required by EESA for future cash flows. Over time, market conditions and the performance of

¹ Numbers in text and tables in this report may not add because of rounding.

specific investments will be critical determinants of TARP's lifetime cost. The methodology used adheres to government budgeting guidance and includes investments and other disbursements expected to be made in the future and includes assumptions regarding future events, which are inherently uncertain. These estimates do not necessarily reflect official Administration budgetary estimates of the deficit impact of TARP and may differ from the official estimates presented in the President's Budget, the Midsession Review of the Budget, and the report required in 2013 under Section 134 of EESA.

Figure 1: Daily TARP Update for November 1, 2011 (through October 31, 2011)

(* Dollars in Billions*)	Obligated	Principal/Investment						Income/Revenue					Total Cash Back ⁴
		Disbursed	Repayments	Refinancing to SBLF ¹	Write-offs	Realized Loss ²	Outstanding	Dividends ³	Interest ³	Gain / Other Income ²	Warrants Sold ²	Total Income	
Bank Support Programs													
Capital Purchase Program (CPP)⁵													
Preferred & Other Securities	\$ 179.54	\$ 179.54	\$ 159.60	\$ 2.21	\$ 2.58	\$ 0.09	\$ 17.27	\$ 10.27	\$ -	\$ -	\$ 7.53	\$ 17.81	\$ 177.41
Preferred & Other Securities - Exchanges from CPP to CDCI	\$ 0.36	\$ 0.36	\$ 0.36		\$ -	\$ -	\$ -	\$ 0.03	\$ -	\$ -	\$ 0.01	\$ 0.03	\$ 0.03
Citigroup Common	\$ 25.00	\$ 25.00	\$ 25.00		\$ -	\$ -	\$ -	\$ 0.93	\$ -	\$ 6.85	\$ 0.05	\$ 7.84	\$ 32.84
Targeted Investment Program (TIP)													
Bank Of America	\$ 20.00	\$ 20.00	\$ 20.00		\$ -	\$ -	\$ -	\$ 1.44	\$ -	\$ -	\$ 1.24	\$ 2.67	\$ 22.67
Citigroup	\$ 20.00	\$ 20.00	\$ 20.00		\$ -	\$ -	\$ -	\$ 1.57	\$ -	\$ -	\$ 0.19	\$ 1.76	\$ 21.76
Asset Guarantee Program (AGP)													
Bank Of America	\$ -	\$ -	\$ -		\$ -	\$ -	\$ -	\$ -	\$ -	\$ 0.28	\$ -	\$ 0.28	\$ 0.28
Citigroup ⁵	\$ 5.00	\$ -	\$ -		\$ -	\$ -	\$ -	\$ 0.44	\$ -	\$ 2.25	\$ 0.07	\$ 2.76	\$ 2.76
Community Development Capital Initiative (CDCI)⁷													
Exchanges From CPP to CDCI	\$ 0.36	\$ 0.36	\$ -		\$ -	\$ -	\$ -	\$ -	\$ -	\$ -	\$ -	\$ -	\$ -
Not From Exchanges	\$ 0.21	\$ 0.21	\$ 0.00		\$ -	\$ -	\$ 0.57	\$ 0.01	\$ -	\$ -	\$ -	\$ 0.01	\$ 0.01
Bank Program Totals⁸	\$ 250.46	\$ 245.10	\$ 224.60	\$ 2.21	\$ 2.58	\$ 0.09	\$ 17.84	\$ 14.69	\$ -	\$ 9.37	\$ 9.08	\$ 33.16	\$ 257.76
Credit Market Programs													
Public-Private Investment Program (PPIP)													
Equity	\$ 7.51	\$ 6.03	\$ 0.16		\$ -	\$ -	\$ 5.88	\$ 0.97	\$ -	\$ 0.00	\$ -	\$ 0.97	\$ 1.12
Debt	\$ 14.35	\$ 11.63	\$ 1.18		\$ -	\$ -	\$ 10.46	\$ -	\$ 0.19	\$ -	\$ -	\$ 0.19	\$ 1.37
Term Asset Backed Securities Loan Facility (TALF)	\$ 4.30	\$ 0.10	\$ -		\$ -	\$ -	\$ 0.10	\$ -	\$ -	\$ -	\$ -	\$ -	\$ -
Purchase SBA 7(a) Securities (SBA)	\$ 0.37	\$ 0.37	\$ 0.30		\$ -	\$ -	\$ 0.07	\$ -	\$ 0.01	\$ 0.00	\$ -	\$ 0.01	\$ 0.31
Credit Market Program Totals	\$ 26.52	\$ 18.13	\$ 1.63		\$ -	\$ -	\$ 16.50	\$ 0.97	\$ 0.20	\$ 0.00	\$ -	\$ 1.17	\$ 2.80
Other Programs													
American International Group (AIG)⁹													
Common ¹⁰	\$ 47.54	\$ 47.54	\$ 3.83		\$ -	\$ 1.92	\$ 41.80	\$ -	\$ -	\$ -	\$ -	\$ -	\$ 3.83
Preferred	\$ 20.29	\$ 20.29	\$ 11.21		\$ -	\$ -	\$ 9.09	\$ 0.25	\$ -	\$ 0.17	\$ -	\$ 0.41	\$ 11.62
AIG Totals	\$ 67.84	\$ 67.84	\$ 15.03		\$ -	\$ 1.92	\$ 50.88	\$ 0.25	\$ -	\$ 0.17	\$ -	\$ 0.41	\$ 15.45
Automotive Industry Financing Program (AIFP)													
GM ¹¹	\$ 51.03	\$ 51.03	\$ 23.18		\$ -	\$ 4.44	\$ 23.42	\$ -	\$ 0.77	\$ 0.10	\$ -	\$ 0.86	\$ 24.04
Chrysler	\$ 12.37	\$ 12.37	\$ 9.44		\$ 1.60	\$ 1.33	\$ -	\$ -	\$ 1.19	\$ 0.49	\$ -	\$ 1.68	\$ 11.12
Ally (GMAC)	\$ 16.29	\$ 16.29	\$ 2.54		\$ -	\$ -	\$ 13.75	\$ 2.47	\$ -	\$ 0.13	\$ -	\$ 2.60	\$ 5.14
AIFP Totals	\$ 79.69	\$ 79.69	\$ 35.16		\$ 1.60	\$ 5.77	\$ 37.17	\$ 2.47	\$ 1.95	\$ 0.72	\$ -	\$ 5.14	\$ 40.30
Other Programs Totals	\$ 147.53	\$ 147.53	\$ 50.19		\$ 1.60	\$ 7.68	\$ 88.05	\$ 2.72	\$ 1.95	\$ 0.88	\$ -	\$ 5.55	\$ 55.74
Treasury Housing Programs Under TARP													
Making Homes Affordable	\$ 29.88	\$ 1.94											
HFA Hardest-Hit Fund	\$ 7.60	\$ 0.66											
FHA Refinance ¹²	\$ 8.12	\$ 0.06											
Housing Totals	\$ 45.60	\$ 2.65											
Grand Totals	\$ 470.12	\$ 413.42	\$ 276.42		\$ 4.18	\$ 7.77	\$ 122.40	\$ 18.37	\$ 2.16	\$ 10.26	\$ 9.08	\$ 39.88	\$ 316.30

Notes to Daily TARP Update

- 1/ This represents the portion of the repayments that were received from refinancing to SBLF. This column is not used to calculate the outstanding amount.
- 2/ Amounts of "Realized Loss", "Gain / Other Income", and "Warrants Sold" reflect net cash receipts.
- 3/ For equity programs, all dividend and interest payments are classified in the "Dividends" category. For direct loan programs, all dividend and interest payments are classified in the "Interest" category. These classifications are consistent with the accounting treatment used to produce OFS' financial statements.
- 4/ This column represents the sum of repayments plus income/revenue. All returned TARP funds are paid into the general fund of the Treasury for the reduction of the public debt. These amounts do not represent lifetime cost estimates, which OFS provides in a separate table.
- 5/ Citigroup CPP investment was originally in the form of preferred shares and was converted to common stock in September 2009.
- 6/ Gain / Other Income does not include the receivable for up to \$800 million in trust preferred securities from the Federal Deposit Insurance Corporation (FDIC).
- 7/ All CDCI collections are grouped in the "Not From Exchanges" row/category.
- 8/ The "Bank Program Totals" do not include the disbursements, repayments, or gain on warrants sold for the CPP to CDCI exchanges as they were cashless.
- 9/ TARP's investment in AIG was originally made in the form of preferred stock, some of which was converted to common stock in the recapitalization in January 2011. For convenience of the reader, the amount converted into common stock is listed under the "obligated" and "disbursed" columns.
- 10/ On May 24, 2011, Treasury sold a total of 200 million AIG common shares at \$29 per share, consisting of 131,981,246 TARP shares and 68,018,754 non-TARP shares based upon the Treasury's pro-rata holding of those shares. The non-TARP shares are those received from the trust created by the Federal Reserve Bank of New York for the benefit of the Treasury. Receipts for non-TARP common stock totaled \$1,972,543,866 and are not included in TARP collections. The realized loss reflects the price at which TARP sold common shares in AIG and the TARP's cost basis of \$43.53 per common share. However, the Treasury as a whole realized a gain on the sale of AIG shares as the combined basis for those shares is \$28.73.
- 11/ Treasury's investment in GM was originally made primarily in the form of loans, some of which were subsequently converted into common and preferred stock. Treasury currently holds only common stock. The realized loss reflects the difference between the price at which Treasury sold common shares in GM's initial public offering and the Treasury's cost basis (\$43.52 per common share) for such shares. This calculation is not a projection of current or expected losses with respect to dispositions of the remaining shares.
- 12/ Treasury has entered into a letter of credit (L/C) to fund the FHA Short Refinance Program. Pursuant to this L/C, a reserve account has been pre-funded with \$50 million in funds for any future loss claim payments. Treasury will be reimbursed for all unused amounts from this account. As of the date hereof, no disbursements for loss claim payments under the FHA Short Refinance Program have been made.

Figure 2: Treasury Estimates of the Impact of TARP Programs and Other Treasury Investment in AIG on the Federal Budget

Programs as of October 31, 2011 (dollar amounts in billions)	Obligation/ Commitment	Disbursed as of October 31	Outstanding Investment Balance as of October 31	Estimated Lifetime Cost as of September 30 ^{1,2}
Bank Support Programs:				
Capital Purchase Program (CPP):				
Citigroup	\$ 25.00	\$ 25.00	\$ 0.00	\$ (6.46)
Other banks with assets \$10 billion or greater	165.33	165.33	8.87	(10.16)
Banks with assets less than \$10 billion ³	14.57	14.57	8.40	3.63
Total	\$ 204.89	\$ 204.89	\$ 17.27	\$ (13.00)
Targeted Investment Program (TIP)	\$ 40.00	\$ 40.00	\$ 0.00	\$ (4.00)
Asset Guarantee Program (AGP) ⁴	\$ 5.00	\$ 0.00	\$ 0.00	\$ (3.68)
Community Development Capital Initiative (CDCI)	\$ 0.57	\$ 0.57	\$ 0.57	\$ 0.18
Credit Market Programs:				
Public-Private Investment Program (PPIP):				
Equity	\$ 7.51	\$ 6.03	\$ 5.88	\$ (2.71)
Debt	14.35	11.63	10.46	0.27
Total	\$ 21.86	\$ 17.66	\$ 16.33	\$ (2.44)
Term Asset Backed Securities Lending Facility (TALF)	\$ 4.30	\$ 0.10	\$ 0.10	\$ (0.42)
Purchase SBA 7(a) Securities (SBA)	\$ 0.37	\$ 0.37	\$ 0.07	\$ (0.00)
Other Programs:				
American International Group (AIG):				
Preferred Stock	\$ 20.29	\$ 20.29	\$ 9.09	\$ -
Common Stock	47.54	47.54	41.80	24.31
Total	\$ 67.84	\$ 67.84	\$ 50.88	\$ 24.31
Automotive Industry Financing Program (AIFP)	\$ 79.69	\$ 79.69	\$ 37.17	\$ 23.60
Sub-total for Investment Programs	\$ 424.51	\$ 410.76	\$ 122.40	\$ 24.56
Treasury Housing Programs Under TARP	\$ 45.60	\$ 2.65	\$ -	\$ 45.60
Total for TARP Programs	\$ 470.12	\$ 413.41	\$ 122.40	\$ 70.16
Additional AIG Common Shares Held by Treasury ⁵	n/a	n/a	n/a	\$ (12.83)
Total for TARP Programs and Additional AIG Shares	\$ 470.12	\$ 413.41	\$ 122.40	\$ 57.33

Notes to Treasury Estimates of the Impact of TARP Programs and Other Treasury Investment in AIG on the Federal Budget:

- 1/ Lifetime cost information is as of September 30, 2011.
- 2/ Estimated lifetime cost figures shown above are currently updated quarterly in conjunction with the Office of Management and Budget. The value of outstanding investments in publicly-traded securities is calculated by using the aggregate value of the investments at market prices as of September 30, 2011. The following common stock value information is provided for the convenience of the reader to show the increase or decrease in aggregate value of the outstanding shares of the investments in light of market prices as of October 31, 2011 and the corresponding effect on estimated cost assuming no other changes.

Outstanding Investment	9/30/2011 Market Value	10/31/2011 Market Value	Increase (Decrease) in Cost
	In billions		
AIG Common Stock	\$ 21.08	\$ 23.71	\$ (2.63)
GM Common Stock	\$ 10.09	\$ 12.93	\$ (2.84)
Additional AIG Common Shares	\$ 10.86	\$ 12.22	\$ (1.36)

- 3/ The law creating the Small Business Lending Fund (SBLF) provided that banks could refinance securities issued under the CPP and CDCI programs with securities issued under SBLF. A total of 137 CPP recipients refinanced under the SBLF, resulting in repayment of \$2.21 billion in CPP investments.
- 4/ Estimated lifetime costs for AGP includes \$276 million for the termination fee Bank of America paid Treasury-OFS for the value received from the announcement of the negotiations on the guarantee and share losses on a pool of assets.
- 5/ Represents additional 563 million shares of AIG common stock that was received from the trust created by the Federal Reserve Bank of New York for the benefit of the Treasury, including \$1.97 billion received from a sale of stock in May 2011.

Program Updates

Bank Support Programs

In early October 2008, Treasury launched a series of programs to stabilize the nation’s banking institutions. A total of \$245 billion was invested in banking institutions, and as of March 30, 2011, Treasury had recovered more than 100% of that amount through repayments, dividends, interest, and other income. Treasury estimates the bank programs will result in a lifetime positive return for taxpayers of approximately \$20 billion (see Figure 2).

Capital Purchase Program (CPP)

Treasury created the Capital Purchase Program in October 2008 to stabilize the financial system by providing capital to viable banks of all sizes throughout the nation. Figure 3 shows the cumulative Capital Purchase Program activity since program inception. Every additional dollar recovered from CPP participants represents a positive return for taxpayers.

Figure 3: Capital Purchase Program Snapshot as of October 31, 2011

CPP Cumulative Investments			
Amount Invested:			\$204.94 billion
Largest Investment:			\$25.00 billion
Smallest Investment:			\$301,000.00
CPP Institutions (Banks in 48 states, D.C and Puerto Rico)		CPP Income to Treasury	
Total Institutions Funded:	707	Total Amount of Repayments¹:	\$184.96 billion
Full Repayments:	130		
SBLF Repayments:	137	Total Dividends, Interest, & Fee Income:	\$11.23 billion
CDCI Conversions:	28	Oct. Dividends and Interest:	\$28.49 million
Partial Repayments:	12		
Sold Investments:	12	Citigroup Gain:	\$6.85 billion
In Bankruptcy/Receivership:	14		
Merged Institutions:	2	Total Warrant Income ² :	\$7.65 billion
Currently in Common ³	6		
Total Remaining Institutions:	384	Total CPP Income:	\$210.69 billion

Notes to Capital Purchase Program Snapshot as of October 31, 2011:

- 1/ Includes repayment of \$25 billion from completed Citigroup common stock conversion, \$335,724,000 from CDCI conversions and \$2,206,699,000 from SBLF refinancings. Also see footnote 3 on page 5.
- 2/ Gross proceeds excluding commissions paid. Includes proceeds from exercised warrants.
- 3/ Institutions where Treasury has converted its original investment, at a discount, into shares of common stock in the institution.

Repayments

In October, a total of 5 institutions repurchased all or part of their outstanding CPP preferred shares from Treasury's investments in those institutions, for total proceeds of \$19.65 million.

- OSB Financial Services, Inc.; Pascack Bancorp, Inc.; MS Financial, Inc.; and Colonial American Bank repurchased all outstanding CPP preferred shares from Treasury's investment in each institution, for a total of \$18.15 million.
- Beach Business Bank made a partial repayment of \$1.5 million of Treasury's investment in that institution. Treasury's remaining investment is \$3 million.

Exchanges and Sales

In limited cases, in order to protect the taxpayers' interest in the value of a CPP investment and to promote the objectives of EESA, Treasury may exchange the CPP preferred stock for other securities. Treasury evaluates whether to participate in an exchange of the CPP preferred stock on the basis of enabling the bank to (i) get new investors to provide additional capital, (ii) conduct a capital restructuring or (iii) strengthen its capital position and financial condition. Exchanges made on this basis may be at a rate less than par, and sales by Treasury to a new investor may be made at a discount.

- On October 7, 2011, following the completion of the conversion conditions set forth in the Certificate of Designations for the MCP, all of Treasury's MCP was converted into 32,941,797 shares of common stock of First BanCorp. Treasury received all accrued and previously unpaid dividends on the MCP at the time of the conversion.
- On October 21, 2011, Treasury completed the exchange of all FNB United Corp. ("FNB United") Preferred Stock and Warrants held by Treasury for 108,555,303 shares of FNB United Common Stock and an Amended and Restated Warrant, pursuant to the terms of the agreement between Treasury and FNB United entered into on August 12, 2011.
- On October 21, 2011, Treasury completed the sale of all Santa Lucia Bancorp Preferred Stock and Warrants held by Treasury to CCI One Acquisition Corporation ("CCI") for an aggregate purchase price of \$2,800,000, pursuant to the terms of the agreement between Treasury and CCI entered into on October 20, 2011.

Warrant Repurchases

In October, Treasury disposed of warrant positions in nine institutions that were received in consideration for investments made under the Capital Purchase Program (CPP). These proceeds provide an additional return to the American taxpayer of more than \$5.2 million from Treasury's investments in banks beyond any dividend or interest payments.

- OSB Financial Services, Inc; Pascack Bancorp, Inc.; MS Financial, Inc.; and Colonial American Bank repurchased preferred shares and/or subordinated debentures from exercised warrants from Treasury for a total of \$908,000.
- Treasury also completed the sale of warrants issued by Central Bancorp, Inc.; Community Bank Shares of Indiana, Inc.; Bank of Commerce Holdings; Stewardship Financial Corporation; and Community Partners Bancorp for a total of more than \$4.3 million, as part of each institution's purchase of all preferred stock held by Treasury.

Dividends and Interest

In October, Treasury received dividends and interest income from CPP investments of approximately \$28.5 million. Cumulative dividends, interest and fee income received from Capital Purchase Program investments is approximately \$11.2 billion.

Bank Closures

- On October 14, 2011, Country Bank, Aledo, Illinois, the banking subsidiary of CB Holding Corp., was closed by the Illinois Department of Financial and Professional Regulation - Division of Banking, which appointed the Federal Deposit Insurance Corporation as receiver.

Community Development Capital Initiative

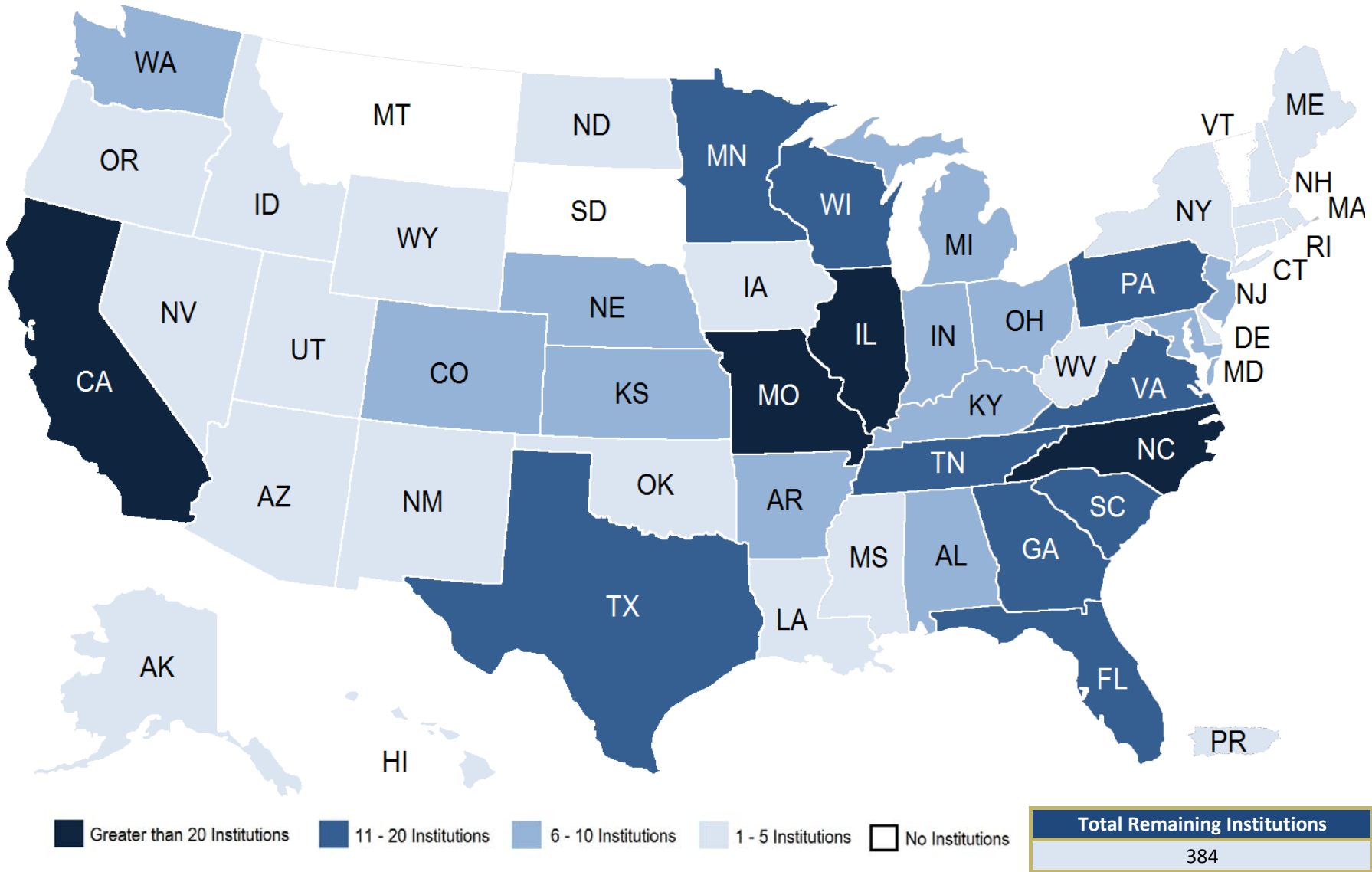
In order to provide lower cost capital to community development financial institutions, Treasury established the Community Development Capital Initiative. In total, Treasury invested approximately \$570 million in 84 community development financial institutions, which includes approximately \$363 million exchanged by 28 financial institutions from the Capital Purchase Program.

- On October 28, 2011, Treasury completed the exchange of all Carver Bancorp, Inc. ("Carver") preferred stock held by Treasury for 2,321,286 shares of Carver common stock, pursuant to the terms of the agreement between Treasury and Carver entered into on June 29, 2011. Accrued and previously unpaid dividends were paid on the date of the exchange.

Capital Purchase Program Density Maps and Regional Snapshots

Following is a detailed breakdown of remaining institutions with outstanding investments under the Capital Purchase Program. The locations of remaining institutions' headquarters are mapped nationwide and regionally to provide a visual overview of outstanding investments. The regional maps are shown with a list of the Top 15 largest outstanding investments in that region, and a state by state snapshot is provided for further detail. The maps and regional snapshots will provide monthly overviews of outstanding CPP investments as TARP continues to wind down its investments. A full list of remaining CPP investments is contained in the appendix to this report.

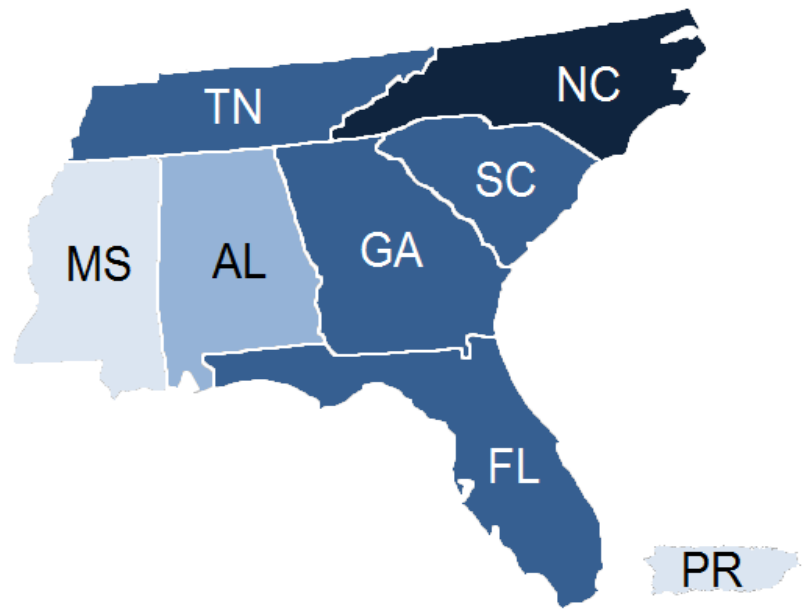
Nationwide CPP Institution Density Map* as of October 31, 2011



*For purposes of the maps showing the location of CPP institutions, CPP banks are deemed to be located in the state in which they maintain their headquarters.

Southeast CPP Institutions as of October 31, 2011

Regional Density Map



Greater than 20 Institutions
 11 - 20 Institutions
 6 - 10 Institutions
 1 - 5 Institutions
 No Institutions

*For purposes of the maps showing the location of CPP institutions, CPP banks are deemed to be located in the state in which they maintain their headquarters.

State/Territory Snapshot

	PR	FL	GA	SC	NC	TN	AL	MS
Number of CPP Institutions	2	15	19	15	21	14	7	3
Investment Amount (\$ Millions)	\$ 1,359	\$ 195	\$ 1,393	\$ 195	\$ 420	\$ 262	\$ 3,585	\$ 10

Largest 15 Investments in the Southeast

Bank	State	Investment Amount (\$ Millions)
Regions Financial Corp.	AL	3,500
Synovus Financial Corp.	GA	968
Popular, Inc.	PR	935
First Bancorp*	PR	424
United Community Banks, Inc.	GA	180
Pinnacle Financial Partners, Inc.	TN	95
First Financial Holdings Inc.	SC	65
NewBridge Bancorp	NC	52
Ameris Bancorp	GA	52
FNB United Corp.*	NC	52
U.S. Century Bank	FL	50
BancTrust Financial Group, Inc.	AL	50
Seacoast Banking Corporation of Florida	FL	50
Yadkin Valley Financial Corporation	NC	49
Fidelity Southern Corporation	GA	48

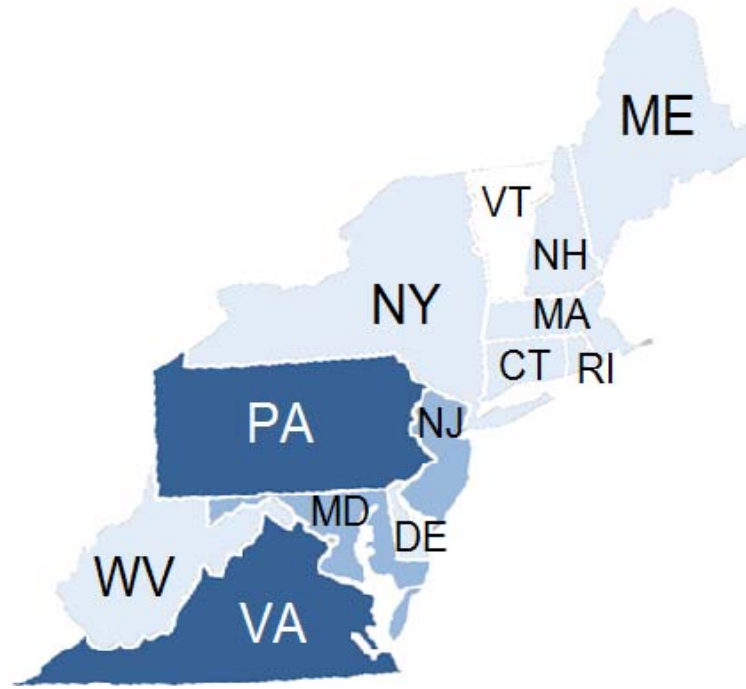
Top 15 Total \$ 6,571

Region Total \$ 7,420

*This institution's original investment has been converted into shares of common stock in the institution. Amount shown reflects the original investment amount.

Mid Atlantic and Northeast CPP Institutions as of October 31, 2011

Regional Density Map



Greater than 20 Institutions
 11 - 20 Institutions
 6 - 10 Institutions
 1 - 5 Institutions
 No Institutions

*For purposes of the maps showing the location of CPP institutions, CPP banks are deemed to be located in the state in which they maintain their headquarters.

State Snapshot

	VA	WV	MD	DE	PA	NJ	NY	CT	RI	MA	NH	VT	ME
Number of CPP Institutions	16	1	10	1	13	9	5	1	1	2	1	0	2
Investment Amount (\$ Millions)	\$ 364	\$ 22	\$ 112	\$ 53	\$ 277	\$ 97	\$ 732	\$ 5	\$ 1	\$ 24	\$ 2	\$ -	\$ 17

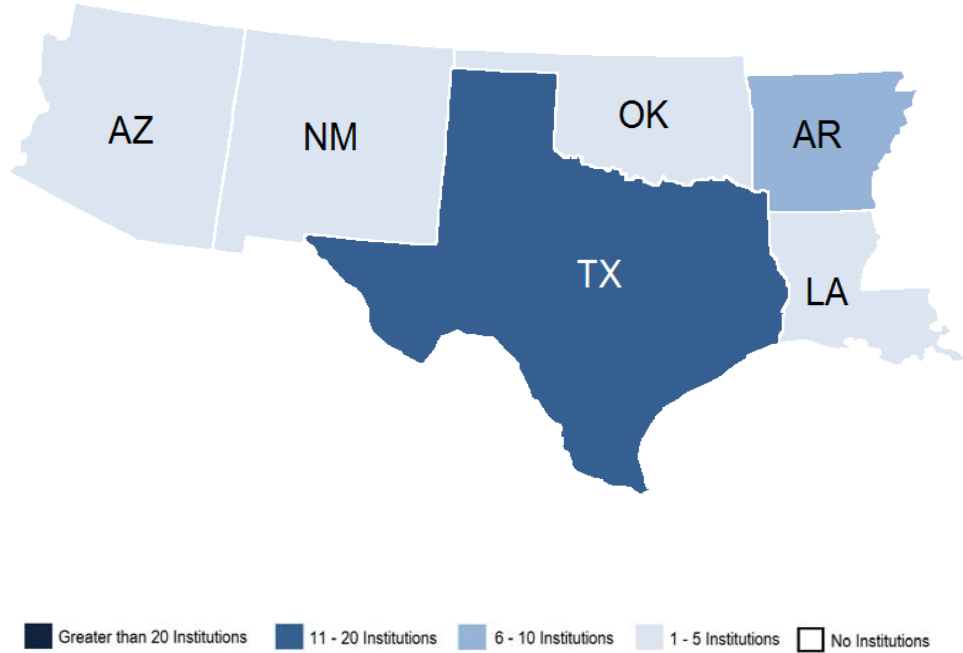
Largest 15 Investments in the Northeast

Bank	State	Investment Amount (\$ Millions)
M&T Bank Corporation	NY	382
New York Private Bank & Trust Corp.	NY	267
S&T Bancorp	PA	109
Hampton Roads Bankshares, Inc.*	VA	80
Virginia Commerce Bancorp	VA	71
WSFS Financial Corporation	DE	53
State Bancorp, Inc.	NY	37
Union First Market Bankshares	VA	36
Parkvale Financial Corporation	PA	32
Royal Bancshares of Pennsylvania, Inc.	PA	30
First United Corporation	MD	30
VIST Financial Corp.	PA	25
Interwest Bancshares Corporation	NY	25
Eastern Virginia Bankshares, Inc.	VA	24
Severn Bancorp, Inc.	MD	23
Top 15 Total		\$ 1,223
Region Total		\$ 1,706

*This institution's original investment has been converted into shares of common stock in the institution. Amount shown reflects the original investment amount.

Southwest and South Central CPP Institutions as of October 31, 2011

Regional Density Map*



*For purposes of the maps showing the location of CPP institutions, CPP banks are deemed to be located in the state in which they maintain their headquarters.

State Snapshot

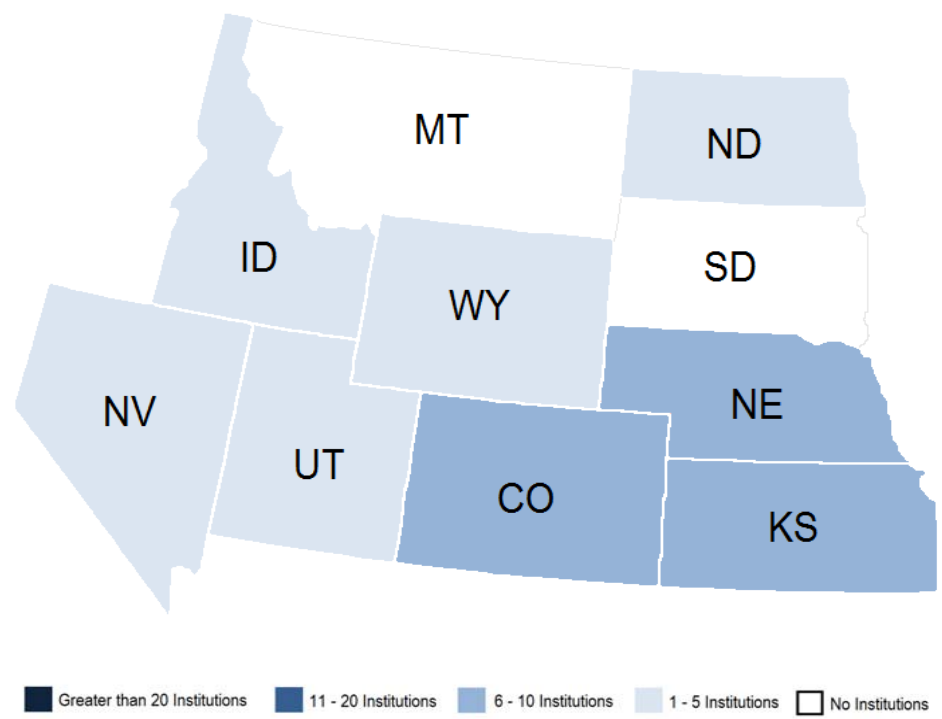
	LA	AR	OK	TX	NM	AZ
Number of CPP Institutions	4	7	2	11	3	3
Investment Amount (\$ Millions)	\$ 28	\$ 93	\$ 100	\$ 368	\$ 48	\$ 8

Largest 15 Investments in the Southwest

Bank	State	Investment Amount (\$ Millions)
International Bancshares Corporation	TX	216
Southwest Bancorp, Inc.	OK	70
MetroCorp Bancshares, Inc.	TX	45
Trinity Capital Corporation	NM	36
Spirit Bank	OK	30
Patriot Bancshares, Inc.	TX	26
Rogers Bancshares, Inc.	AR	25
Central Bancorp, Inc.	TX	23
Central Community Corporation	TX	22
Chambers Bancshares, Inc.	AR	20
First Trust Corporation	LA	18
OneFinancial Corporation	AR	17
White River Bancshares Company	AR	17
Community First Bancshares, Inc.	AR	13
TCB Holding Company, Texas Community Bank	TX	12
Top 15 Total		\$ 588
Region Total		\$ 645

Mountain West and Plains States CPP Institutions as of October 31, 2011

Regional Density Map*



*For purposes of the maps showing the location of CPP institutions, CPP banks are deemed to be located in the state in which they maintain their headquarters.

State Snapshot

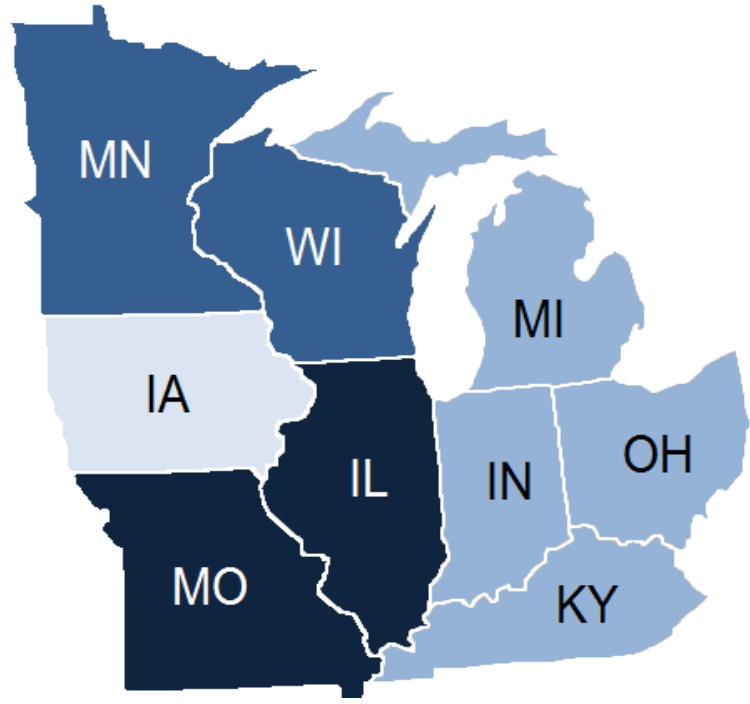
	ND	SD	NE	KS	CO	WY	MT	ID	UT	NV
Number of CPP Institutions	2	0	6	9	9	1	0	3	1	1
Investment Amount (\$ Millions)	\$ 31	\$ -	\$ 32	\$ 95	\$ 135	\$ 3	\$ -	\$ 42	\$ 1,400	\$ 3

Largest 15 Investments in the Mountain West

Bank	State	Investment Amount (\$ Millions)
Zions Bancorporation	UT	1,400
Alpine Banks of Colorado	CO	70
Fidelity Financial Corporation	KS	36
Intermountain Community Bancorp	ID	27
Blue Valley Ban Corp	KS	22
First Western Financial, Inc.	CO	20
BNCCORP, Inc.	ND	20
First Community Bancshares, Inc	KS	15
Bankers' Bank of the West Bancorp, Inc.	CO	13
Farmers Enterprises, Inc.	KS	12
Security State Bank Holding-Company	ND	11
ColoEast Bankshares, Inc.	CO	10
Syringa Bancorp	ID	8
First Gothenburg Bancshares, Inc.	NE	8
Country Bank Shares, Inc.	NE	8
Top 15 Total		\$ 1,679
Region Total		\$ 1,741

Midwest CPP Institutions as of October 31, 2011

Regional Density Map*



Greater than 20 Institutions
 11 - 20 Institutions
 6 - 10 Institutions
 1 - 5 Institutions
 No Institutions

*For purposes of the maps showing the location of CPP institutions, CPP banks are deemed to be located in the state in which they maintain their headquarters.

State Snapshot

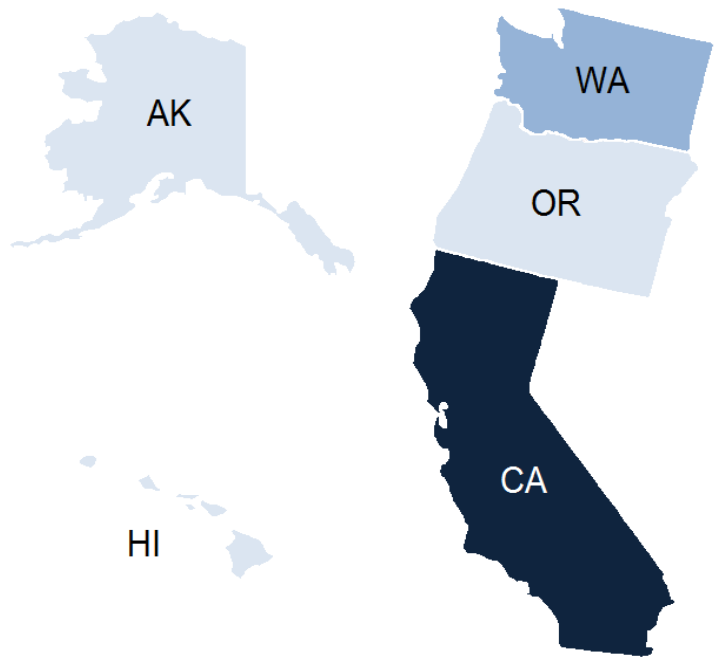
	KY	OH	MI	IN	IL	MO	WI	MN	IA
Number of CPP Institutions	10	10	9	8	27	23	12	13	5
Investment Amount (\$ Millions)	\$ 160	\$ 293	\$ 737	\$ 116	\$ 1,250	\$ 747	\$ 222	\$ 118	\$ 46

Largest 15 Investments in the Midwest

Bank	State	Investment Amount (\$ Millions)
Citizens Republic Bancorp, Inc.	MI	300
First Banks, Inc.	MO	295
Flagstar Bancorp, Inc.	MI	267
PrivateBancorp, Inc.	IL	244
MB Financial Inc.	IL	196
First Midwest Bancorp, Inc.	IL	193
Dickinson Financial Corporation II	MO	146
Anchor BanCorp Wisconsin, Inc.	WI	110
Taylor Capital Group	IL	105
Park National Corporation	OH	100
Metropolitan Bank Group, Inc.	IL	82
Independent Bank Corporation	MI	74
Old Second Bancorp, Inc.	IL	73
First Place Financial Corp.	OH	73
Standard Bancshares, Inc.	IL	60
Top 15 Total		\$ 2,318
Region Total		\$ 3,688

Western Region CPP Institutions as of October 31, 2011

Regional Density Map*



Greater than 20 Institutions
 11 - 20 Institutions
 6 - 10 Institutions
 1 - 5 Institutions
 No Institutions

*For purposes of the maps showing the location of CPP institutions, CPP banks are deemed to be located in the state in which they maintain their headquarters.

State Snapshot

	WA	OR	CA	AK	HI
Number of CPP Institutions	8	3	34	1	1
Investment Amount (\$ Millions)	\$ 483	\$ 49	\$ 918	\$ 5	\$ 135

Largest 15 Investments in the West

Bank	State	Investment Amount (\$ Millions)
Sterling Financial Corporation*	WA	303
Cathay General Bancorp	CA	258
Pacific Capital Bancorp*	CA	181
Central Pacific Financial Corp.*	HI	135
Banner Corporation	WA	124
Nara Bancorp, Inc.	CA	67
Wilshire Bancorp, Inc.	CA	62
Center Financial Corporation	CA	55
Exchange Bank	CA	43
Premierwest Bancorp	OR	41
Heritage Commerce Corp.	CA	40
Fremont Bancorporation	CA	35
Heritage Oaks Bancorp	CA	21
Timberland Bancorp, Inc.	WA	17
Pacific City Financial Corporation	CA	16

Top 15 Total \$ 1,398

Region Total \$ 1,589

*This institution's original investment has been converted into shares of common stock in the institution. Amount shown reflects the original investment amount.

Credit Market Programs**Small Business Administration (SBA) 7(a) Securities Portfolio**

Small businesses play an important role in generating new jobs and growth in our economy. To ensure that credit flows to entrepreneurs and small business owners, Treasury took measures to complement the Obama Administration's actions to help small businesses recover and grow, including a program to purchase SBA guaranteed securities. Treasury purchased the securities in order to help restart the flow of credit to small businesses. Purchasing securities from participating "pool assemblers" enabled them to purchase additional small business loans from loan originators. Since Treasury began purchasing SBA 7(a) securities, the SBA 7(a) market has recovered, as exhibited by new pool issuance volumes returning to pre-crisis levels.

Treasury originally invested in 31 SBA 7(a) securities with a value of approximately \$368 million. Those securities were comprised of 1,001 loans from 17 different industries, including retail, food services, manufacturing, scientific and technical services, healthcare, educational services, and others.

- Progress was made towards the disposition of these securities in October through the sale of seven SBA 7(a) securities executed through a Bid Wanted in Competition (BWIC) for approximately \$58.0 million, representing an overall gain of approximately \$1.3 million. Including this transaction, Treasury has now sold a total of 23 securities for approximately \$271.7 million, representing an overall gain of approximately \$7.5 million. Treasury continues to hold eight SBA 7(a) securities.

Public-Private Investment Program (PPIP)

On October 21, 2011, Treasury released its quarterly report for the period ending September 30, 2011 on the Legacy Securities Public-Private Investment Program. This is the eighth quarterly report on PPIP and includes a summary of PPIP capital activity, portfolio holdings and current pricing, and program and fund performance. Treasury is committed to transparency and accountability in its programs and will provide additional information as the program continues to mature in subsequent quarterly reports. The report can be found at:

<http://www.treasury.gov/initiatives/financial-stability/programs/Credit%20Market%20Programs/ppip/Pages/publicprivatefund.aspx>

As of September 30, 2011:

- The Public Private Investment Funds (PPIFs) have drawn-down approximately \$23.1 billion of the total capital committed (78.5% of total purchasing power), which has been invested in Eligible Assets and cash equivalents pending investment, as compared to \$22.2 billion of total capital drawn-down as of June 30, 2011. Among the individual PPIFs, RLJ Western had drawn the most (100% of its total purchasing power) and Oaktree had drawn the least (29.3% of its total purchasing power).
- Treasury has received approximately \$887 million in net cumulative equity distributions, approximately \$179 million in cumulative interest payments and approximately \$940 million in cumulative debt principal payments from the PPIFs. Net internal rates of return for individual PPIFs ranged from -3.3% for Wellington to 19.5% for Invesco.
- The total market value of Non-Agency residential mortgage-backed securities (RMBS) and commercial mortgage-backed securities (CMBS) held by all PPIFs was approximately \$20.6 billion with approximately 77% of the portfolio holdings as Non-Agency RMBS and 23% as CMBS.

PPIFs are now two years into their three-year investment periods and performance to date may be disproportionately impacted by the pace of capital deployment by each PPIF. Because of this, industry practice counsels that, at this stage, any performance analysis done on these funds would not generate meaningful results and it would be premature to draw any long-term conclusions about the performance of individual PPIFs or PPIP in general from the data reported to date. It should be noted that the current and past performance of a PPIF is not indicative of its future performance.

Other Investment Programs**American International Group**

On November 1, 2011 Treasury received an additional repayment from American International Group (AIG) of \$972 million². The payment was funded through the scheduled release of escrowed proceeds from AIG's sale of its American Life Insurance Co., or ALICO, subsidiary to MetLife, Inc. The proceeds were used to pay back the U.S. taxpayers' investment in AIG through the redemption of an equal portion of Treasury's preferred equity interests in AIA Aurora LLC, a subsidiary of AIG.

During the financial crisis, the U.S. Government's support for AIG totaled approximately \$182 billion. After this repayment, the U.S. Government's remaining outstanding investment in AIG through Treasury, including common and preferred interests, is \$50 billion. In addition, the Federal Reserve Bank of New York has loans to Maiden Lane II and III of \$17.5 billion, including principal and accrued interest outstanding. These Federal Reserve Bank of New York loans are collateralized by assets with a current value of approximately \$30.7 billion, well in excess of the outstanding loan balances.

² This repayment is not reflected in Figures 1 and 2, as those cover the period from October 1-31, 2011.

Housing Programs**Making Home Affordable Program Performance Report**

On November 3, 2011, the U.S. Department of the Treasury released the **Making Home Affordable (MHA) Program Performance Report through September 2011**: <http://www.treasury.gov/initiatives/financial-stability/results/MHA-Reports/Pages/default.aspx>. Highlights from this report include:

- The MHA Program continues to assist more Americans. In September 2011, MHA servicers reported more than 40,000, new permanent HAMP modifications. This includes activity from previous months which servicers were able to report as a result of an enhancement to the HAMP system of record. To date, more than 850,000 homeowners have received a HAMP permanent modification, having saved an estimated \$8.8 billion in monthly mortgage payments. Homeowners in HAMP active first lien permanent modifications save a median of \$526 per month – more than one-third of the median before-modification payment.
- Eighty percent of eligible homeowners entering a HAMP trial modification since June 1, 2010 received a HAMP permanent modification, with an average trial period of 3.5 months.
- Permanent modifications are continuing to perform well over time. After 6 months in the program, more than 94 percent of homeowners remain in permanent modifications, with just 10.1 percent of homeowners 60+ days delinquent. For modifications seasoned 18 months, 12.9 percent of modifications with a monthly payment reduction greater than 50 percent have been disqualified from the program due to missing three consecutive payments, compared to a disqualification rate of more than 35 percent where the payment had been cut by 20 percent or less.

Second Lien, HAFA and PRA Program Results

- The Second Lien Modification Program (2MP) enables homeowners in a HAMP first lien permanent modification to modify eligible second lien mortgages held by a participating servicer. To date, over 45,000 homeowners in a HAMP first lien permanent modification have received assistance through 2MP. Since homeowners with HAMP first lien permanent mortgage modifications become automatically eligible when their second lien servicer participates in 2MP, this number will likely continue to grow.
- Approximately 32,000 homeowners have reached agreements with their servicer to exit their home gracefully and transition to a more affordable living situation under the Home Affordable Foreclosure Alternatives (HAFA) Program through a short sale or deed-in-lieu of foreclosure.
- Almost 19,000 homeowners have completed a short sale or deed-in-lieu under HAFA, which provides \$3,000 for relocation assistance after a homeowner exits the home.
- The Principal Reduction Alternative (PRA) requires participating servicers of non-GSE loans to evaluate the benefit of principal reduction for mortgages with a loan-to-value ratio of 115% or greater when evaluating a homeowner for a HAMP first lien modification. Over 47,000 modifications have been started through PRA, with approximately 29,000 of those permanently modified to date. The median principal amount reduced for those active permanent modifications is \$65,200 or 31.4% of the existing principal balance.

Hardest Hit Fund

The Hardest Hit Fund provides funding to 18 states and the District of Columbia to provide assistance to struggling homeowners through locally-tailored programs administered by each respective Housing Finance Agency (HFA). \$7.6 billion has been allocated. These areas were chosen because they have experienced steep home price declines or unemployment in the economic downturn. States have developed principal reduction, reinstatement, short sale/transition assistance, modification assistance, loan purchase and mortgage payment programs.

- There are now 55 programs across 19 HFAs. 70% of funds are targeted to help unemployed borrowers, primarily through reinstatement and programs that help homeowners pay their mortgage while looking for work.
- \$8 million was drawn down by 1 HFA in October; a total of \$663 million has been drawn down from Treasury from the 18 states and DC. Each state draws down funds as they are needed.
- All 19 eligible entities have created extensive infrastructures to operate these programs, including selecting and training networks of housing counselors to assist with applications, creating homeowner portals to aid homeowners in applying for assistance, and hiring of underwriters and other staff to review and approve applications.
- The five largest servicers (Ally Bank, Bank of America, J.P. Morgan Chase, Citibank, and Wells Fargo) are participating in all states, primarily in mortgage payment assistance and reinstatement; several states have over a hundred participating servicers.
- All HFAs are now up and fully operational. Although states take time to refine processes and build volume, a number of states that have been up and running for longer periods are starting to show substantial growth in the number of borrowers assisted (e.g. Michigan, Ohio, North Carolina, Oregon, California, and Florida). Treasury is working to identify best practices, share lessons learned between states, and develop other ways to provide technical assistance to states with lower participation volumes.
- Treasury recently approved changes to programs in California, Nevada and the District of Columbia designed to increase homeowner participation, enhance assistance, and simplify the review process in their programs.

<u>Appendix Section</u>	<u>EESA Requirement³</u>	<u>Page</u>
Administrative Obligations and Expenditures	Section 105(a)(2)	22
Agreements under TARP	Section 105(a)(3)(A)	23
Insurance Contracts	Section 105(a)(3)(B)	28
Transactions Report	Section 105(a)(3)(C,D,G)	29
Investment Programs		29
Home Affordable Modification Program		55
Projected Costs and Liabilities	Section 105(a)(3)(E)	99
Programmatic Operating Expenses	Section 105(a)(3)(F)	100
Description of Vehicles Established	Section 105(a)(3)(H)	101
Remaining CPP Portfolio	Additional Information	102

³ Section 105(a)(1) is covered by the body of this report.

United States Department of the Treasury
Office of Financial Stability

Report of Administrative Obligations and Expenditures

			For Period Ending October 31, 2011		For Period Ending November 30, 2011	
	Budget Object Class (BOC)	Budget Object Class Title	Obligations	Expenditures	Projected Obligations	Projected Expenditures
PERSONNEL SERVICES	1100 & 1200	PERSONNEL COMPENSATION & BENEFITS	\$ 76,888,989	\$ 76,720,329	\$ 79,034,000	\$ 78,877,000
PERSONNEL SERVICES Total:			\$ 76,888,989	\$ 76,720,329	\$ 79,034,000	\$ 78,877,000
NON-PERSONNEL SERVICES	2100	TRAVEL & TRANSPORTATION OF PERSONS	\$ 1,477,833	\$ 1,415,652	\$ 1,543,000	\$ 1,479,000
	2200	TRANSPORTATION OF THINGS	11,960	11,960	12,000	12,000
	2300	RENTS, COMMUNICATIONS, UTILITIES & MISC CHARGES	753,957	679,194	754,000	680,000
	2400	PRINTING & REPRODUCTION	402	402	500	500
	2500	OTHER SERVICES	191,300,101	144,316,369	196,286,000	148,017,000
	2600	SUPPLIES AND MATERIALS	1,323,999	1,294,025	1,334,000	1,301,000
	3100	EQUIPMENT	253,286	239,080	254,000	240,000
	3200	LAND & STRUCTURES	-	-	-	-
	4300	INTEREST & DIVIDENDS	142	142	150	150
NON-PERSONNEL SERVICES Total:			\$ 195,121,680	\$ 147,956,824	\$ 200,183,650	\$ 151,729,650
GRAND TOTAL:			\$ 272,010,668	\$ 224,677,153	\$ 279,217,650	\$ 230,606,650

Note: The amounts presented above are cumulative from the initiation of the TARP.

**U.S. Treasury Department
Office of Financial Stability**

Troubled Asset Relief Program

Agreements Under TARP [Section 105(a)(3)(A)]

For Period October 2011

Date Approved	Type of Transaction	Vendor	Purpose
10/10/2008	Contract	Simpson Thacher & Bartlett Mnp LLP	Legal Advisory
10/11/2008	Contract	Ennis Knupp & Associates Inc	Investment and Advisory Services
10/14/2008	Financial Agent	The Bank of New York Mellon	Custodian and Cash Management
10/16/2008	Contract	PricewaterhouseCoopers LLP-1	Accounting/Internal Controls
10/17/2008	Interagency Agreement	Turner Consulting Group, Inc.*	Archive Services
10/18/2008	Contract	Ernst & Young LLP	Accounting/Internal Controls
10/29/2008	Contract	Hughes Hubbard & Reed LLP	Legal Advisory
10/29/2008	Contract	Squire Sanders & Dempsey LLP	Legal Advisory
10/31/2008	Contract	Lindholm & Associates Inc.*	Human Resources Services
11/7/2008	Contract	Sonnenschein Nath & Rosenthal LLP	Legal Advisory
11/9/2008	Interagency Agreement	Internal Revenue Service	Detailee
11/17/2008	Interagency Agreement	Internal Revenue Service - CSC	Information Technology
11/25/2008	Interagency Agreement	Department of the Treasury - Departmental Offices	Administrative Support
12/3/2008	Interagency Agreement	Trade and Tax Bureau - Treasury	Information Technology
12/5/2008	Interagency Agreement	Washington Post	Administrative Support
12/10/2008	Contract	Sonnenschein Nath & Rosenthal LLP	Legal Advisory
12/10/2008	Contract	Thacher Proffitt & Wood**	Legal Advisory
12/15/2008	Interagency Agreement	Office of Thrift Supervision	Detailee
12/16/2008	Interagency Agreement	Department of Housing and Urban Development	Detailee
12/22/2008	Interagency Agreement	Office of Thrift Supervision	Detailees
12/24/2008	Contract	Cushman And Wakefield Of Va Inc	Administrative Support
1/6/2009	Interagency Agreement	Securities and Exchange Commission	Detailee
1/7/2009	Contract	Colonial Parking Inc.	Parking
1/27/2009	Contract	Cadwalader Wickersham & Taft LLP	Legal Advisory
1/27/2009	Contract	Whitaker Brothers Bus Machines Inc.*	Office Machines
1/30/2009	Interagency Agreement	Office of the Controller of the Currency	Detailee
2/2/2009	Interagency Agreement	Government Accountability Office	Oversight Services
2/3/2009	Interagency Agreement	Internal Revenue Service	Detailees

Date Approved	Type of Transaction	Vendor	Purpose
2/9/2009	Contract	Pat Taylor & Assoc Inc.*	Administrative Support
2/12/2009	Contract	Locke Lord Bissell & Liddell LLP	Legal Advisory
2/18/2009	Financial Agent	Fannie Mae	Homeownership Program
2/18/2009	Financial Agent	Freddie Mac	Homeownership Program
2/20/2009	Interagency Agreement	Financial Clerk U.S. Senate	Oversight Services
2/20/2009	Interagency Agreement	Office of Thrift Supervision	Detailees
2/20/2009	Contract	Simpson Thacher & Bartlett Mnp LLP	Legal Advisory
2/20/2009	Contract	Venable LLP-1	Legal Advisory
2/26/2009	Interagency Agreement	Securities and Exchange Commission	Detailee
2/27/2009	Interagency Agreement	Pension Benefit Guaranty Corp.	Legal Services
3/6/2009	Contract	The Boston Consulting Group Inc	Financial Advisory
3/16/2009	Financial Agent	EARNEST Partners*	Small Business Assistance Program
3/23/2009	Interagency Agreement	Heery International Inc.*	Architectural Services
3/30/2009	Contract	Bingham Mccutchen LLP	Legal Advisory
3/30/2009	Contract	Cadwalader Wickersham & Taft LLP	Legal Advisory
3/30/2009	Contract	Haynes and Boone LLP	Legal Advisory
3/30/2009	Contract	Mckee Nelson LLP***	Legal Advisory
3/30/2009	Contract	Sonnenschein Nath & Rosenthal LLP	Legal Advisory
3/31/2009	Contract	FI Consulting Inc.*	Accounting/Internal Controls
4/3/2009	Interagency Agreement	American Furniture Rentals*	Administrative Support
4/3/2009	Contract	The Boston Consulting Group Inc	Financial Advisory
4/17/2009	Interagency Agreement	Bureau of Engraving and Printing	Detailee
4/17/2009	Contract	Herman Miller Inc.	Facilities Support
4/21/2009	Financial Agent	AllianceBernstein L.P.	Asset Management Services
4/21/2009	Financial Agent	FSI Group, LLC	Asset Management Services
4/21/2009	Financial Agent	Piedmont Investment Advisors, LLC*	Asset Management Services
4/30/2009	Interagency Agreement	State Department	Detailee
5/5/2009	Interagency Agreement	Federal Reserve Board	Detailee
5/13/2009	Interagency Agreement	Department of Treasury - US Mint	Administrative Support
5/14/2009	Contract	Knowledgebank Inc.*	Administrative Support
5/15/2009	Contract	Phacil Inc.	FOIA Support Services
5/20/2009	Interagency Agreement	Securities and Exchange Commission	Detailee
5/22/2009	Interagency Agreement	Department of Justice - ATF	Detailee
5/26/2009	Contract	Anderson Mc Coy & Orta*	Legal Advisory
5/26/2009	Contract	Simpson Thacher & Bartlett Mnp LLP	Legal Advisory
6/9/2009	Interagency Agreement	Financial Management Service - Gartner, Inc.	Information Technology
6/29/2009	Interagency Agreement	Department of Interior	Information Technology

Date Approved	Type of Transaction	Vendor	Purpose
7/15/2009	Interagency Agreement	Judicial Watch	Legal Advisory
7/17/2009	Contract	Korn/Ferry International	Administrative Support
7/30/2009	Contract	Cadwalader Wickersham & Taft LLP	Legal Advisory
7/30/2009	Contract	Debevoise & Plimpton, LLP	Legal Advisory
7/30/2009	Contract	Fox Hefter Swibel Levin & Carol, LLP	Legal Advisory
8/10/2009	Interagency Agreement	Department of Justice	Detailee
8/10/2009	Interagency Agreement	NASA	Detailee
8/18/2009	Contract	Mercer (US) Inc.	Subscription Services
8/25/2009	Interagency Agreement	Department of Justice	Detailee
9/2/2009	Contract	Knowledge Mosaic Inc.*	Administrative Support
9/10/2009	Contract	Equilar Inc.*	Subscription Services
9/11/2009	Contract	PricewaterhouseCoopers LLP-1	Accounting/Internal Controls
9/18/2009	Interagency Agreement	Bureau of the Public Debt - ARC	Administrative Support
9/30/2009	Interagency Agreement	IMMIXTECHNOLOGY INC.	Information Technology
9/30/2009	Interagency Agreement	IMMIXTECHNOLOGY INC.	Information Technology
9/30/2009	Contract	NNA Inc.	Administrative Support
9/30/2009	Contract	SNL Financial LC	Subscription Services
11/9/2009	Interagency Agreement	Department of the Treasury - Departmental Offices	Administrative Support
12/16/2009	Interagency Agreement	Internal Revenue Service	Detailee
12/22/2009	Financial Agent	Avondale Investments, LLC*	Asset Management Services
12/22/2009	Financial Agent	Bell Rock Capital, LLC*	Asset Management Services
12/22/2009	Financial Agent	Howe Barnes Hoefler & Arnett, Inc.*	Asset Management Services
12/22/2009	Contract	Hughes Hubbard & Reed LLP	Legal Advisory
12/22/2009	Financial Agent	KBW Asset Management, Inc.*	Asset Management Services
12/22/2009	Financial Agent	Lombardia Capital Partners, LLC*	Asset Management Services
12/22/2009	Financial Agent	Paradigm Asset Management Co., LLC*	Asset Management Services
1/14/2010	Interagency Agreement	Government Accountability Office	Oversight Services
1/15/2010	Contract	Association of Govt Accountants	Administrative Support
2/16/2010	Interagency Agreement	Internal Revenue Service	Detailee
2/16/2010	Contract	The Mitre Corporation	Information Technology
2/18/2010	Interagency Agreement	Bureau of the Public Debt - ARC	Information Technology
3/8/2010	Contract	Qualx Corporation*	FOIA Support Services
3/22/2010	Interagency Agreement	Financial Management Services - Gartner, Inc.	Information Technology
3/26/2010	Interagency Agreement	Federal Maritime Commission (FMC)	Detailee
3/29/2010	Financial Agent	Morgan Stanley & Co. Incorporated	Disposition Agent Services
4/2/2010	Interagency Agreement	Financial Clerk U.S. Senate	Oversight Services
4/8/2010	Contract	Squire Sanders & Dempsey LLP	Legal Advisory

Date Approved	Type of Transaction	Vendor	Purpose
4/12/2010	Contract	Ennis Knupp & Associates Inc	Financial Advisory
4/22/2010	Contract	Digital Management Inc.*	Information Technology
4/22/2010	Contract	Microlink Llc	Information Technology
4/23/2010	Contract	RDA Corporation*	Information Technology
5/4/2010	Interagency Agreement	Internal Revenue Service	Administrative Support
5/17/2010	Financial Agent	Lazard Frères & Co. LLC	Transaction Structuring Services
6/24/2010	Contract	Reed Elsevier Inc (dba LexisNexis)	Subscription Services
6/30/2010	Contract	The George Washington University	Administrative Support
7/21/2010	Contract	Navigant Consulting Inc.	Compliance
7/21/2010	Contract	Regis & Associates PC*	Compliance
7/22/2010	Contract	Ernst & Young LLP	Compliance
7/22/2010	Contract	PricewaterhouseCoopers LLP-1	Compliance
7/22/2010	Contract	Schiff Hardin LLP	Legal Advisory
7/27/2010	Contract	West Publishing Corporation	Administrative Support
8/6/2010	Contract	Alston & Bird LLP	Legal Advisory
8/6/2010	Contract	Cadwalader Wickersham & Taft LLP	Legal Advisory
8/6/2010	Contract	Fox Hefter Swibel Levin & Carol, LLP	Legal Advisory
8/6/2010	Contract	Haynes and Boone LLP	Legal Advisory
8/6/2010	Contract	Hughes Hubbard & Reed LLP	Legal Advisory
8/6/2010	Contract	Love & Long LLP*	Legal Advisory
8/6/2010	Contract	Orrick Herrington Sutcliffe LLP	Legal Advisory
8/6/2010	Contract	Paul Weiss Rfkd Whrtn & Grrsn LLP	Legal Advisory
8/6/2010	Contract	Perkins Coie LLP	Legal Advisory
8/6/2010	Contract	Seyfarth Shaw LLP	Legal Advisory
8/6/2010	Contract	Shulman Rgrs GndI Pordy & Ecker Pa	Legal Advisory
8/6/2010	Contract	Sullivan Cove Reign Enterprises JV*	Legal Advisory
8/6/2010	Contract	Venable LLP-1	Legal Advisory
8/12/2010	Contract	Knowledge Mosaic Inc.*	Administrative Support
8/30/2010	Interagency Agreement	Department of Housing and Urban Development	Detailee
9/1/2010	Contract	CQ-Roll Call Inc.	Administrative Support
9/17/2010	Contract	Bingham Mccutchen LLP	Legal Advisory
9/27/2010	Contract	Davis Audrey Robinette*	Administrative Support
9/30/2010	Contract	CCH Incorporated	Administrative Support
10/1/2010	Interagency Agreement	Financial Clerk U.S. Senate	Oversight Services
10/8/2010	Contract	Management Concepts Inc****	Administrative Support
10/14/2010	Contract	Hispanic Assoc Of Coll & Univ*	Detailees
10/26/2010	Interagency Agreement	Government Accountability Office	Oversight Services
11/8/2010	Contract	The Mitre Corporation*	Information Technology
11/18/2010	Financial Agent	Greenhill & Co., LLC	Structuring and Disposition Services
12/2/2010	Contract	Addx Corporation*	Acquisition Support Services

Date Approved	Type of Transaction	Vendor	Purpose
12/29/2010	Contract	Reed Elsevier Inc (dba LexisNexis)	Subscription Services
1/5/2011	Interagency Agreement	Canon U.S.A. Inc.	Administrative Support
1/18/2011	Financial Agent	Perella Weinberg Partners & Co.	Structuring and Disposition Services
1/24/2011	Interagency Agreement	Bureau of the Public Debt - ARC	Administrative Support
1/26/2011	Contract	Association of Govt Accountants	Administrative Support
2/24/2011	Contract	ESI International Inc.	Administrative Support
2/28/2011	Interagency Agreement	Department of the Treasury - Departmental Offices	Administrative Support
3/3/2011	Contract	Equilar Inc.*	Administrative Support
3/10/2011	Contract	Mercer (US) Inc.	Administrative Support
3/22/2011	Contract	Harrison Scott Publications	Subscription Services
3/28/2011	Interagency Agreement	Fox News Network LLC	Litigation Settlement
4/20/2011	Interagency Agreement	Federal Reserve Bank of New York	Financial Reporting
4/26/2011	Contract	PricewaterhouseCoopers LLP-1	Financial Services
4/27/2011	Contract	Oculus Group Inc.*	Financial Services
4/27/2011	Contract	MorganFranklin Corporation	Financial Services
4/27/2011	Contract	Lani Eko & Company CPAs LLC*	Financial Services
4/27/2011	Contract	FI Consulting Inc.*	Financial Services
4/27/2011	Contract	Ernst & Young LLP	Financial Services
4/27/2011	Contract	ASR Analytics LLC*	Financial Services
4/28/2011	Contract	Booz Allen Hamilton Inc.	Financial Services
4/28/2011	Contract	KPMG LLP	Financial Services
4/28/2011	Interagency Agreement	Office of Personnel Management	Training
5/31/2011	Contract	Reed Elsevier Inc (dba LexisNexis)	Subscription Services
5/31/2011	Contract	West Publishing Corporation	Subscription Services
6/9/2011	Contract	CQ-Roll Call Inc.	Subscription Services
6/9/2011	Contract	ESI International Inc.	Administrative Support
6/17/2011	Contract	Winvale Group LLC	Subscription Services
7/28/2011	Interagency Agreement	Internal Revenue Service	Legal Services
9/9/2011	Interagency Agreement	Financial Management Service	Interns
9/12/2011	Contract	ADC LTD NM	Legal Services
9/15/2011	Contract	ABMI - All Business Machines, Inc.*****	Administrative Support
9/29/2011	Contract	Knowledge Mosaic Inc.*	Administrative Support
9/29/2011	Interagency Agreement	Department of Interior	Information Technology
10/20/2011	Contract	ABMI - All Business Machines, Inc.*****	Administrative Support
10/4/2011	Interagency Agreement	Internal Revenue Service	Detailee

* Small or Women-, or Minority-Owned Small Business

**Contract responsibilities assumed by Sonnenschein Nath & Rosenthal via novation.

***Contract responsibilities assumed by Bingham McCutchen, LLP via novation.

**** Previously listed separate contracts for various training.

***** Service Disabled Veteran; HubZone business

**U.S. Treasury Department
Office of Financial Stability**

Troubled Asset Relief Program

Insurance Contracts [Section 105(a)(3)(B)]

For Period Ending October 31, 2011

Name	Amount
------	--------

Termination of the \$5,000,000,000 Master Agreement between Citigroup and the UST, and FDIC occurred on December 23, 2009 due to the improvement of Citigroup's financial condition and financial market stability.

Troubled Asset Relief Program
Transactions Report - Investment Programs
For Period Ending October 28, 2011
CAPITAL PURCHASE PROGRAM

Footnote	Purchase Date	Seller			Purchase Details			Capital Repayment Details		Treasury Investment Remaining After Capital Repayment		Final Disposition			
		Name of Institution	City	State	Investment Description	Investment Amount	Pricing Mechanism	Capital Repayment Date	Capital Repayment Amount (Loss) 6	Remaining Capital Amount	Remaining Investment Description	Final Disposition Date	Disposition Investment Description	15	Final Disposition Proceeds
1b	10/28/2008	Bank of America Corporation	Charlotte	NC	Preferred Stock w/ Warrants	\$ 15,000,000,000	Par	12/9/2009 4	\$ 15,000,000,000	\$ 0	Warrants	3/3/2010	Warrants	1b	\$ 186,342,969
	10/28/2008	The Bank of New York Mellon Corporation	New York	NY	Preferred Stock w/ Warrants	\$ 3,000,000,000	Par	6/17/2009 4	\$ 3,000,000,000	\$ 0	Warrants	8/5/2009	Warrants	R	\$ 136,000,000
11, 23 - 5/26/2010	10/28/2008	Citigroup Inc.	New York	NY	Common Stock w/ Warrants	\$ 25,000,000,000	Par	** 23	\$ 25,000,000,000	\$ 0	Warrants	1/25/2011	Warrants	A	\$ 54,621,849
	10/28/2008	The Goldman Sachs Group, Inc.	New York	NY	Preferred Stock w/ Warrants	\$ 10,000,000,000	Par	6/17/2009 4	\$ 10,000,000,000	\$ 0	Warrants	7/22/2009	Warrants	R	\$ 1,100,000,000
	10/28/2008	JPMorgan Chase & Co.	New York	NY	Preferred Stock w/ Warrants	\$ 25,000,000,000	Par	6/17/2009 4	\$ 25,000,000,000	\$ 0	Warrants	12/10/2009	Warrants	A	\$ 950,318,243
	10/28/2008	Morgan Stanley	New York	NY	Preferred Stock w/ Warrants	\$ 10,000,000,000	Par	6/17/2009 4	\$ 10,000,000,000	\$ 0	Warrants	8/12/2009	Warrants	R	\$ 950,000,000
	10/28/2008	State Street Corporation	Boston	MA	Preferred Stock w/ Warrants	\$ 2,000,000,000	Par	6/17/2009 5	\$ 2,000,000,000	\$ 0	Warrants	7/8/2009	Warrants	9	\$ 60,000,000
49	10/28/2008	Wells Fargo & Company	San Francisco	CA	Preferred Stock w/ Warrants	\$ 25,000,000,000	Par	12/23/2009 4	\$ 25,000,000,000	\$ 0	Warrants	5/20/2010	Warrants	A	\$ 849,014,998
	11/14/2008	Bank of Commerce Holdings	Redding	CA	Preferred Stock w/ Warrants	\$ 17,000,000	Par	9/27/2011 49	\$ 17,000,000	\$ 0	Warrants	10/26/2011	Warrants	R	\$ 125,000
	11/14/2008	1st FS Corporation	Hendersonville	NC	Preferred Stock w/ Warrants	\$ 16,369,000	Par								
14	11/14/2008	UCBH Holdings, Inc.	San Francisco	CA	Preferred Stock w/ Warrants	\$ 298,737,000	Par								
	11/14/2008	Northern Trust Corporation	Chicago	IL	Preferred Stock w/ Warrants	\$ 1,576,000,000	Par	6/17/2009 4	\$ 1,576,000,000	\$ 0	Warrants	8/26/2009	Warrants	R	\$ 87,000,000
3a - 11/24/2009	11/14/2008	SunTrust Banks, Inc.	Atlanta	GA	Preferred Stock w/ Warrants	\$ 3,500,000,000	Par	3/30/2011 4	\$ 3,500,000,000	\$ 0	Warrants	9/22/2011	Warrants	A	\$ 14,269,536
	11/14/2008	Broadway Financial Corporation	Los Angeles	CA	Preferred Stock	\$ 9,000,000	Par								
44 - 5/16/2011	11/14/2008	Washington Federal, Inc.	Seattle	WA	Preferred Stock w/ Warrants	\$ 200,000,000	Par	5/27/2009 4	\$ 200,000,000	\$ 0	Warrants	3/9/2010	Warrants	A	\$ 15,623,222
	11/14/2008	BB&T Corp.	Winston-Salem	NC	Preferred Stock w/ Warrants	\$ 3,133,640,000	Par	6/17/2009 4	\$ 3,133,640,000	\$ 0	Warrants	7/22/2009	Warrants	R	\$ 67,010,402
	11/14/2008	M&T Bank Corporation (Provident Bancshares Corp.)	Baltimore	MD	Preferred Stock w/ Warrants	\$ 151,500,000	Par								
	11/14/2008	Umpqua Holdings Corp.	Portland	OR	Preferred Stock w/ Warrants	\$ 214,181,000	Par	2/17/2010 5	\$ 214,181,000	\$ 0	Warrants	3/31/2010	Warrants	9	\$ 4,500,000
	11/14/2008	Comerica Inc.	Dallas	TX	Preferred Stock w/ Warrants	\$ 2,250,000,000	Par	3/17/2010 4	\$ 2,250,000,000	\$ 0	Warrants	5/6/2010	Warrants	A	\$ 183,673,472
	11/14/2008	Regions Financial Corporation	Birmingham	AL	Preferred Stock w/ Warrants	\$ 3,500,000,000	Par								
	11/14/2008	Capital One Financial Corporation	McLean	VA	Preferred Stock w/ Warrants	\$ 3,555,199,000	Par	6/17/2009 4	\$ 3,555,199,000	\$ 0	Warrants	12/3/2009	Warrants	A	\$ 148,731,030
	11/14/2008	First Horizon National Corporation	Memphis	TN	Preferred Stock w/ Warrants	\$ 866,540,000	Par	12/22/2010 4	\$ 866,540,000	\$ 0	Warrants	3/9/2011	Warrants	R	\$ 79,700,000
	11/14/2008	Huntington Bancshares	Columbus	OH	Preferred Stock w/ Warrants	\$ 1,398,071,000	Par	12/22/2010 4	\$ 1,398,071,000	\$ 0	Warrants	1/19/2011	Warrants	R	\$ 49,100,000
	11/14/2008	KeyCorp	Cleveland	OH	Preferred Stock w/ Warrants	\$ 2,500,000,000	Par	3/30/2011 4	\$ 2,500,000,000	\$ 0	Warrants	4/20/2011	Warrants	R	\$ 70,000,000
	11/14/2008	Valley National Bancorp	Wayne	NJ	Preferred Stock w/ Warrants	\$ 300,000,000	Par	6/3/2009 4	\$ 75,000,000	\$ 225,000,000	Preferred Stock w/ Warrants	5/18/2010	Warrants	A	\$ 5,571,592
								9/23/2009 4	\$ 125,000,000	\$ 100,000,000	Preferred Stock w/ Warrants				
								12/23/2009 4	\$ 100,000,000	\$ 0	Warrants				
	11/14/2008	Zions Bancorporation	Salt Lake City	UT	Preferred Stock w/ Warrants	\$ 1,400,000,000	Par								
	44 - 5/16/2011	11/14/2008	Marshall & Ilsley Corporation	Milwaukee	WI	Preferred Stock w/ Warrants	\$ 1,715,000,000	Par	7/5/2011 44	\$ 1,715,000,000	\$ 0	Warrants	7/5/2011	Warrants	44
11/14/2008		U.S. Bancorp	Minneapolis	MN	Preferred Stock w/ Warrants	\$ 6,599,000,000	Par	6/17/2009 4	\$ 6,599,000,000	\$ 0	Warrants	7/15/2009	Warrants	R	\$ 139,000,000
11/14/2008		TCF Financial Corporation	Wayzata	MN	Preferred Stock w/ Warrants	\$ 361,172,000	Par	4/22/2009 4	\$ 361,172,000	\$ 0	Warrants	12/15/2009	Warrants	A	\$ 9,599,964
11/21/2008		First Niagara Financial Group	Lockport	NY	Preferred Stock w/ Warrants	\$ 184,011,000	Par	5/27/2009 5	\$ 184,011,000	\$ 0	Warrants	6/24/2009	Warrants	9	\$ 2,700,000
11/21/2008		HF Financial Corp.	Sioux Falls	SD	Preferred Stock w/ Warrants	\$ 25,000,000	Par	6/3/2009 4	\$ 25,000,000	\$ 0	Warrants	6/30/2009	Warrants	R	\$ 650,000
11/21/2008		Centerstate Banks of Florida Inc.	Davenport	FL	Preferred Stock w/ Warrants	\$ 27,875,000	Par	9/30/2009 5	\$ 27,875,000	\$ 0	Warrants	10/28/2009	Warrants	9	\$ 212,000
11/21/2008		City National Corporation	Beverly Hills	CA	Preferred Stock w/ Warrants	\$ 400,000,000	Par	12/30/2009 4	\$ 200,000,000	\$ 200,000,000	Preferred Stock w/ Warrants	4/7/2010	Warrants	R	\$ 18,500,000
								3/3/2010 4	\$ 200,000,000	\$ 0	Warrants				
11/21/2008	First Community Bankshares Inc.	Bluefield	VA	Preferred Stock w/ Warrants	\$ 41,500,000	Par	7/8/2009 5	\$ 41,500,000	\$ 0	Warrants					
49	11/21/2008	Western Alliance Bancorporation	Las Vegas	NV	Preferred Stock w/ Warrants	\$ 140,000,000	Par	9/27/2011 49	\$ 140,000,000	\$ 0	Warrants				
11/21/2008	Webster Financial Corporation	Waterbury	CT	Preferred Stock w/ Warrants	\$ 400,000,000	Par	3/3/2010 4	\$ 100,000,000	\$ 300,000,000	Preferred Stock w/ Warrants	6/2/2011	Warrants	A	\$ 20,678,339	
							10/13/2010 4	\$ 100,000,000	\$ 200,000,000	Preferred Stock w/ Warrants					
							12/29/2010 4	\$ 200,000,000	\$ 0	Warrants					
29 - 9/24/2010	11/21/2008	Pacific Capital Bancorp	Santa Barbara	CA	Common Stock w/ Warrants	\$ 195,045,000	Par								
	11/21/2008	Heritage Commerce Corp.	San Jose	CA	Preferred Stock w/ Warrants	\$ 40,000,000	Par								
	11/21/2008	Ameris Bancorp	Moultrie	GA	Preferred Stock w/ Warrants	\$ 52,000,000	Par								
	11/21/2008	Porter Bancorp Inc.	Louisville	KY	Preferred Stock w/ Warrants	\$ 35,000,000	Par								
	11/21/2008	Banner Corporation	Walla Walla	WA	Preferred Stock w/ Warrants	\$ 124,000,000	Par								
47 - 6/30/2011	11/21/2008	Cascade Financial Corporation	Everett	WA	Preferred Stock w/ Warrants	\$ 38,970,000	Par	6/30/2011 47	\$ 16,250,000	\$ 0	N/A	N/A	N/A	47	N/A
	11/21/2008	Columbia Banking System, Inc.	Tacoma	WA	Preferred Stock w/ Warrants	\$ 76,898,000	Par	8/11/2010 4	\$ 76,898,000	\$ 0	Warrants	9/1/2010	Warrants	9	\$ 3,301,647
	11/21/2008	Heritage Financial Corporation	Olympia	WA	Preferred Stock w/ Warrants	\$ 24,000,000	Par	12/22/2010 4	\$ 24,000,000	\$ 0	Warrants	8/17/2011	Warrants	9	\$ 450,000

Footnote	Purchase Date	Seller			Purchase Details			Capital Repayment Details		Treasury Investment Remaining After Capital Repayment		Final Disposition		
		Name of Institution	City	State	Investment Description	Investment Amount	Pricing Mechanism	Capital Repayment Date	Capital Repayment Amount (Loss) 6	Remaining Capital Amount	Remaining Investment Description	Final Disposition Date	Disposition Investment Description	Final Disposition Proceeds
	11/21/2008	First PacTrust Bancorp, Inc.	Chula Vista	CA	Preferred Stock w/ Warrants	\$ 19,300,000	Par	12/15/2010 ⁴	\$ 19,300,000	\$ 0	Warrants	1/5/2011	Warrants	R \$ 1,003,227
	11/21/2008	Severn Bancorp, Inc.	Annapolis	MD	Preferred Stock w/ Warrants	\$ 23,393,000	Par							
	11/21/2008	Boston Private Financial Holdings, Inc.	Boston	MA	Preferred Stock w/ Warrants	\$ 154,000,000	Par	1/13/2010 ⁴	\$ 50,000,000	\$ 104,000,000	Preferred Stock w/ Warrants	2/1/2011	Warrants	A \$ 6,352,500
								6/16/2010 ⁴	\$ 104,000,000	\$ 0	Warrants			
	11/21/2008	Associated Banc-Corp	Green Bay	WI	Preferred Stock w/ Warrants	\$ 525,000,000	Par	4/6/2011 ⁴	\$ 262,500,000	\$ 262,500,000	Preferred Stock w/ Warrants			
								9/14/2011 ⁴	\$ 262,500,000	\$ 0	Warrants			
	11/21/2008	Trustmark Corporation	Jackson	MS	Preferred Stock w/ Warrants	\$ 215,000,000	Par	12/9/2009 ⁴	\$ 215,000,000	\$ 0	Warrants	12/30/2009	Warrants	R \$ 10,000,000
	11/21/2008	First Community Corporation	Lexington	SC	Preferred Stock w/ Warrants	\$ 11,350,000	Par							
	11/21/2008	Taylor Capital Group	Rosemont	IL	Preferred Stock w/ Warrants	\$ 104,823,000	Par							
	11/21/2008	Nara Bancorp, Inc.	Los Angeles	CA	Preferred Stock w/ Warrants	\$ 67,000,000	Par							
14, 20	12/5/2008	Midwest Banc Holdings, Inc.	Melrose Park	IL	Mandatorily Convertible Preferred Stock w/ Warrants	\$ 89,388,000	Par							
	12/5/2008	MB Financial Inc.	Chicago	IL	Preferred Stock w/ Warrants	\$ 196,000,000	Par							
	12/5/2008	First Midwest Bancorp, Inc.	Itasca	IL	Preferred Stock w/ Warrants	\$ 193,000,000	Par							
	12/5/2008	United Community Banks, Inc.	Blairsville	GA	Preferred Stock w/ Warrants	\$ 180,000,000	Par							
	12/5/2008	WesBanco, Inc.	Wheeling	WV	Preferred Stock w/ Warrants	\$ 75,000,000	Par	9/9/2009 ⁴	\$ 75,000,000	\$ 0	Warrants	12/23/2009	Warrants	R \$ 950,000
50	12/5/2008	Encore Bancshares Inc.	Houston	TX	Preferred Stock w/ Warrants	\$ 34,000,000	Par	9/27/2011 ⁵⁰	\$ 34,000,000	\$ 0	Warrants			
	12/5/2008	Manhattan Bancorp	El Segundo	CA	Preferred Stock w/ Warrants	\$ 1,700,000	Par	9/16/2009 ⁴	\$ 1,700,000	\$ 0	Warrants	10/14/2009	Warrants	R \$ 63,364
	12/5/2008	Iberiabank Corporation	Lafayette	LA	Preferred Stock w/ Warrants	\$ 90,000,000	Par	3/31/2009 ⁵	\$ 90,000,000	\$ 0	Warrants	5/20/2009	Warrants	R \$ 1,200,000
49	12/5/2008	Eagle Bancorp, Inc.	Bethesda	MD	Preferred Stock w/ Warrants	\$ 38,235,000	Par	12/23/2009 ⁵	\$ 15,000,000	\$ 23,235,000	Preferred Stock w/ Warrants			
								7/14/2011 ⁴⁹	\$ 23,235,000	\$ 0	Warrants			
	12/5/2008	Sandy Spring Bancorp, Inc.	Olney	MD	Preferred Stock w/ Warrants	\$ 83,094,000	Par	7/21/2010 ⁴	\$ 41,547,000	\$ 41,547,000	Preferred Stock w/ Warrants	2/23/2011	Warrants	R \$ 4,450,000
								12/15/2010 ⁴	\$ 41,547,000	\$ 0	Warrants			
	12/5/2008	Coastal Banking Company, Inc.	Fernandina Beach	FL	Preferred Stock w/ Warrants	\$ 9,950,000	Par							
	12/5/2008	East West Bancorp	Pasadena	CA	Preferred Stock w/ Warrants	\$ 306,546,000	Par	12/29/2010 ⁴	\$ 306,546,000	\$ 0	Warrants	1/26/2011	Warrants	R \$ 14,500,000
26 - 9/30/2010	12/5/2008	South Financial Group, Inc.	Greenville	SC	Preferred Stock w/ Warrants	\$ 347,000,000	Par	9/30/2010 ²⁶	\$ 130,179,219	\$ 0	Warrants	9/30/2010	Warrants	R \$ 400,000
50	12/5/2008	Great Southern Bancorp	Springfield	MO	Preferred Stock w/ Warrants	\$ 58,000,000	Par	8/18/2011 ⁵⁰	\$ 58,000,000	\$ 0	Warrants	9/21/2011	Warrants	R \$ 6,436,364
	12/5/2008	Cathay General Bancorp	Los Angeles	CA	Preferred Stock w/ Warrants	\$ 258,000,000	Par							
	12/5/2008	Southern Community Financial Corp.	Winston-Salem	NC	Preferred Stock w/ Warrants	\$ 42,750,000	Par							
	12/5/2008	CVB Financial Corp	Ontario	CA	Preferred Stock w/ Warrants	\$ 130,000,000	Par	8/26/2009 ⁴	\$ 97,500,000	\$ 32,500,000	Preferred Stock w/ Warrants	10/28/2009	Warrants	R \$ 1,307,000
								9/2/2009 ⁴	\$ 32,500,000	\$ 0	Warrants			
	12/5/2008	First Defiance Financial Corp.	Defiance	OH	Preferred Stock w/ Warrants	\$ 37,000,000	Par							
	12/5/2008	First Financial Holdings Inc.	Charleston	SC	Preferred Stock w/ Warrants	\$ 65,000,000	Par							
17, 54	12/5/2008	Superior Bancorp Inc.	Birmingham	AL	Trust Preferred Securities w/ Warrants	\$ 69,000,000	Par							
	12/5/2008	Southwest Bancorp, Inc.	Stillwater	OK	Preferred Stock w/ Warrants	\$ 70,000,000	Par							
12	12/5/2008	Popular, Inc.	San Juan	PR	Trust Preferred Securities w/ Warrants	\$ 935,000,000	Par							
	12/5/2008	Blue Valley Ban Corp	Overland Park	KS	Preferred Stock w/ Warrants	\$ 21,750,000	Par							
	12/5/2008	Central Federal Corporation	Fairlawn	OH	Preferred Stock w/ Warrants	\$ 7,225,000	Par							
	12/5/2008	Bank of Marin Bancorp	Novato	CA	Preferred Stock w/ Warrants	\$ 28,000,000	Par	3/31/2009 ⁴	\$ 28,000,000	\$ 0	Warrants			
	12/5/2008	BNC Bancorp	Thomasville	NC	Preferred Stock w/ Warrants	\$ 31,260,000	Par							
50	12/5/2008	Central Bancorp, Inc.	Somerville	MA	Preferred Stock w/ Warrants	\$ 10,000,000	Par	8/25/2011 ⁵⁰	\$ 10,000,000	\$ 0	Warrants	10/19/2011	Warrants	R \$ 2,525,000
49	12/5/2008	Southern Missouri Bancorp, Inc.	Poplar Bluff	MO	Preferred Stock w/ Warrants	\$ 9,550,000	Par	7/21/2011 ⁴⁹	\$ 9,550,000	\$ 0	Warrants			
	12/5/2008	State Bancorp, Inc.	Jericho	NY	Preferred Stock w/ Warrants	\$ 36,842,000	Par							
32 - 9/30/2010	12/5/2008	TIB Financial Corp	Naples	FL	Preferred Stock w/ Warrants	\$ 37,000,000	Par	9/30/2010 ³²	\$ 12,119,637	\$ 0	Warrants	9/30/2010	Warrants	R \$ 40,000
	12/5/2008	Unity Bancorp, Inc.	Clinton	NJ	Preferred Stock w/ Warrants	\$ 20,649,000	Par							
	12/5/2008	Old Line Bancshares, Inc.	Bowie	MD	Preferred Stock w/ Warrants	\$ 7,000,000	Par	7/15/2009 ⁴	\$ 7,000,000	\$ 0	Warrants	9/2/2009	Warrants	R \$ 225,000
55	12/5/2008	FPB Bancorp, Inc.	Port St. Lucie	FL	Preferred Stock w/ Warrants	\$ 5,800,000	Par							
24	12/5/2008	Sterling Financial Corporation	Spokane	WA	Common Stock w/ Warrants	\$ 303,000,000	Par							
50	12/5/2008	Oak Valley Bancorp	Oakdale	CA	Preferred Stock w/ Warrants	\$ 13,500,000	Par	8/11/2011 ⁵⁰	\$ 13,500,000	\$ 0	Warrants	9/28/2011	Warrants	R \$ 560,000
	12/12/2008	Old National Bancorp	Evansville	IN	Preferred Stock w/ Warrants	\$ 100,000,000	Par	3/31/2009 ⁴	\$ 100,000,000	\$ 0	Warrants	5/8/2009	Warrants	R \$ 1,200,000
35	12/12/2008	Capital Bank Corporation	Raleigh	NC	Preferred Stock w/ Warrants	\$ 41,279,000	Par	1/28/2011 ³⁵	\$ 41,279,000	\$ 0	N/A	N/A	N/A	- N/A
	12/12/2008	Pacific International Bancorp	Seattle	WA	Preferred Stock w/ Warrants	\$ 6,500,000	Par							
	12/12/2008	SVB Financial Group	Santa Clara	CA	Preferred Stock w/ Warrants	\$ 235,000,000	Par	12/23/2009 ⁵	\$ 235,000,000	\$ 0	Warrants	6/16/2010	Warrants	R \$ 6,820,000
	12/12/2008	LNB Bancorp Inc.	Lorain	OH	Preferred Stock w/ Warrants	\$ 25,223,000	Par							
43 - 5/13/2011	12/12/2008	M&T Bank Corporation (Wilmington Trust Corporation)	Wilmington	DE	Preferred Stock w/ Warrants	\$ 330,000,000	Par	5/13/2011 ⁴³	\$ 330,000,000	\$ 0	Warrants			
	12/12/2008	Susquehanna Bancshares, Inc	Lititz	PA	Preferred Stock w/ Warrants	\$ 300,000,000	Par	4/21/2010 ⁴	\$ 200,000,000	\$ 100,000,000	Preferred Stock w/ Warrants	1/19/2011	Warrants	R \$ 5,269,179
								12/22/2010 ⁴	\$ 100,000,000	\$ 0	Warrants			
	12/12/2008	Signature Bank	New York	NY	Preferred Stock w/ Warrants	\$ 120,000,000	Par	3/31/2009 ⁴	\$ 120,000,000	\$ 0	Warrants	3/10/2010	Warrants	A \$ 11,320,751
	12/12/2008	HopFed Bancorp	Hopkinsville	KY	Preferred Stock w/ Warrants	\$ 18,400,000	Par							
	12/12/2008	Citizens Republic Bancorp, Inc.	Flint	MI	Preferred Stock w/ Warrants	\$ 300,000,000	Par							
	12/12/2008	Indiana Community Bancorp	Columbus	IN	Preferred Stock w/ Warrants	\$ 21,500,000	Par							
	12/12/2008	Bank of the Ozarks, Inc.	Little Rock	AR	Preferred Stock w/ Warrants	\$ 75,000,000	Par	11/4/2009 ⁴	\$ 75,000,000	\$ 0	Warrants	11/24/2009	Warrants	R \$ 2,650,000
	12/12/2008	Center Financial Corporation	Los Angeles	CA	Preferred Stock w/ Warrants	\$ 55,000,000	Par							
	12/12/2008	NewBridge Bancorp	Greensboro	NC	Preferred Stock w/ Warrants	\$ 52,372,000	Par							
	12/12/2008	Sterling Bancshares, Inc.	Houston	TX	Preferred Stock w/ Warrants	\$ 125,198,000	Par	5/5/2009 ⁴	\$ 125,198,000	\$ 0	Warrants	6/9/2010	Warrants	A \$ 3,007,891

Footnote	Purchase Date	Seller			Purchase Details			Capital Repayment Details		Treasury Investment Remaining After Capital Repayment		Final Disposition		
		Name of Institution	City	State	Investment Description	Investment Amount	Pricing Mechanism	Capital Repayment Date	Capital Repayment Amount (Loss) 6	Remaining Capital Amount	Remaining Investment Description	Final Disposition Date	Disposition Investment Description	Final Disposition Proceeds
	12/12/2008	The Bancorp, Inc.	Wilmington	DE	Preferred Stock w/ Warrants	\$ 45,220,000	Par	3/10/2010 ⁵	\$ 45,220,000	\$ 0	Warrants	9/8/2010	Warrants ⁹	R \$ 4,753,985
50	12/12/2008	TowneBank	Portsmouth	VA	Preferred Stock w/ Warrants	\$ 76,458,000	Par	9/22/2011 ⁵⁰	\$ 76,458,000	\$ 0	Warrants			
	12/12/2008	Wilshire Bancorp, Inc.	Los Angeles	CA	Preferred Stock w/ Warrants	\$ 62,158,000	Par							
	12/12/2008	Valley Financial Corporation	Roanoke	VA	Preferred Stock w/ Warrants	\$ 16,019,000	Par							
22	12/12/2008	Independent Bank Corporation	Ionia	MI	Mandatorily Convertible Preferred Stock w/ Warrants	\$ 74,426,000	Par							
	12/12/2008	Pinnacle Financial Partners, Inc.	Nashville	TN	Preferred Stock w/ Warrants	\$ 95,000,000	Par							
	12/12/2008	First Litchfield Financial Corporation	Litchfield	CT	Preferred Stock w/ Warrants	\$ 10,000,000	Par	4/7/2010 ⁴	\$ 10,000,000	\$ 0	Warrants	4/7/2010	Warrants	R \$ 1,488,046
	12/12/2008	National Penn Bancshares, Inc.	Boyetown	PA	Preferred Stock w/ Warrants	\$ 150,000,000	Par	3/16/2011 ⁴	\$ 150,000,000	\$ 0	Warrants	4/13/2011	Warrants ⁹	R \$ 1,000,000
	12/12/2008	Northeast Bancorp	Lewiston	ME	Preferred Stock w/ Warrants	\$ 4,227,000	Par							
50	12/12/2008	Citizens South Banking Corporation	Gastonia	NC	Preferred Stock w/ Warrants	\$ 20,500,000	Par	9/22/2011 ⁵⁰	\$ 20,500,000	\$ 0	Warrants			
	12/12/2008	Virginia Commerce Bancorp	Arlington	VA	Preferred Stock w/ Warrants	\$ 71,000,000	Par							
	12/12/2008	Fidelity Bancorp, Inc.	Pittsburgh	PA	Preferred Stock w/ Warrants	\$ 7,000,000	Par							
	12/12/2008	LSB Corporation	North Andover	MA	Preferred Stock w/ Warrants	\$ 15,000,000	Par	11/18/2009 ⁴	\$ 15,000,000	\$ 0	Warrants	12/16/2009	Warrants	R \$ 560,000
	12/19/2008	Intermountain Community Bancorp	Sandpoint	ID	Preferred Stock w/ Warrants	\$ 27,000,000	Par							
	12/19/2008	Community West Bancshares	Goleta	CA	Preferred Stock w/ Warrants	\$ 15,600,000	Par							
	12/19/2008	Synovus Financial Corp.	Columbus	GA	Preferred Stock w/ Warrants	\$ 967,870,000	Par							
	12/19/2008	Tennessee Commerce Bancorp, Inc.	Franklin	TN	Preferred Stock w/ Warrants	\$ 30,000,000	Par							
	12/19/2008	Community Bankers Trust Corporation	Glen Allen	VA	Preferred Stock w/ Warrants	\$ 17,680,000	Par							
	12/19/2008	BancTrust Financial Group, Inc.	Mobile	AL	Preferred Stock w/ Warrants	\$ 50,000,000	Par							
	12/19/2008	Enterprise Financial Services Corp.	St. Louis	MO	Preferred Stock w/ Warrants	\$ 35,000,000	Par							
	12/19/2008	Mid Penn Bancorp, Inc.	Millersburg	PA	Preferred Stock w/ Warrants	\$ 10,000,000	Par							
49	12/19/2008	Summit State Bank	Santa Rosa	CA	Preferred Stock w/ Warrants	\$ 8,500,000	Par	8/4/2011 ⁴⁹	\$ 8,500,000	\$ 0	Warrants	9/14/2011	Warrants	R \$ 315,000
	12/19/2008	VIST Financial Corp.	Womissing	PA	Preferred Stock w/ Warrants	\$ 25,000,000	Par							
	12/19/2008	Wainwright Bank & Trust Company	Boston	MA	Preferred Stock w/ Warrants	\$ 22,000,000	Par	11/24/2009 ⁴	\$ 22,000,000	\$ 0	Warrants	12/16/2009	Warrants	R \$ 568,700
45 - 6/3/2011	12/19/2008	Whitney Holding Corporation	New Orleans	LA	Preferred Stock w/ Warrants	\$ 300,000,000	Par	6/3/2011	\$ 300,000,000	\$ 0	Warrants	6/3/2011	Warrants ⁴⁵	R \$ 6,900,000
	12/19/2008	The Connecticut Bank and Trust Company	Hartford	CT	Preferred Stock w/ Warrants	\$ 5,448,000	Par							
50	12/19/2008	CoBiz Financial Inc.	Denver	CO	Preferred Stock w/ Warrants	\$ 64,450,000	Par	9/8/2011 ⁵⁰	\$ 64,450,000	\$ 0	Warrants			
64 - 10/21/2011	12/19/2008	Santa Lucia Bancorp	Atascadero	CA	Preferred Stock w/ Warrants	\$ 4,000,000	Par	10/21/2011 ⁶⁴	\$ 2,800,000	\$ 0	N/A	N/A	N/A ⁶⁴	- N/A
	12/19/2008	Seacoast Banking Corporation of Florida	Stuart	FL	Preferred Stock w/ Warrants	\$ 50,000,000	Par							
50	12/19/2008	Horizon Bancorp	Michigan City	IN	Preferred Stock w/ Warrants	\$ 25,000,000	Par	11/10/2010 ⁴	\$ 6,250,000	\$ 18,750,000	Warrants			
								8/25/2011 ⁵⁰	\$ 18,750,000	\$ 0	Warrants			
	12/19/2008	Fidelity Southern Corporation	Atlanta	GA	Preferred Stock w/ Warrants	\$ 48,200,000	Par							
	12/19/2008	Community Financial Corporation	Staunton	VA	Preferred Stock w/ Warrants	\$ 12,643,000	Par							
	12/19/2008	Berkshire Hills Bancorp, Inc.	Pittsfield	MA	Preferred Stock w/ Warrants	\$ 40,000,000	Par	5/27/2009 ⁴	\$ 40,000,000	\$ 0	Warrants	6/24/2009	Warrants	R \$ 1,040,000
50	12/19/2008	First California Financial Group, Inc	Westlake Village	CA	Preferred Stock w/ Warrants	\$ 25,000,000	Par	7/14/2011 ⁵⁰	\$ 25,000,000	\$ 0	Warrants	8/24/2011	Warrants	R \$ 599,042
50	12/19/2008	AmeriServ Financial, Inc	Johnstown	PA	Preferred Stock w/ Warrants	\$ 21,000,000	Par	8/11/2011 ⁵⁰	\$ 21,000,000	\$ 0	Warrants			
30 - 9/29/2010	12/19/2008	Security Federal Corporation	Aiken	SC	Preferred Stock w/ Warrants	\$ 18,000,000	Par	9/29/2010 ⁴	\$ 18,000,000	\$ 0	Warrants			
	12/19/2008	Wintrust Financial Corporation	Lake Forest	IL	Preferred Stock w/ Warrants	\$ 250,000,000	Par	12/22/2010 ⁴	\$ 250,000,000	\$ 0	Warrants	2/8/2011	Warrants	A \$ 25,964,061
	12/19/2008	Flushing Financial Corporation	Lake Success	NY	Preferred Stock w/ Warrants	\$ 70,000,000	Par	10/28/2009 ⁵	\$ 70,000,000	\$ 0	Warrants	12/30/2009	Warrants ⁹	R \$ 900,000
	12/19/2008	Monarch Financial Holdings, Inc.	Chesapeake	VA	Preferred Stock w/ Warrants	\$ 14,700,000	Par	12/23/2009 ⁵	\$ 14,700,000	\$ 0	Warrants	2/10/2010	Warrants ⁹	R \$ 260,000
	12/19/2008	StellarOne Corporation	Charlottesville	VA	Preferred Stock w/ Warrants	\$ 30,000,000	Par	4/13/2011 ⁴	\$ 7,500,000	\$ 22,500,000	Preferred Stock w/ Warrants			
18	12/19/2008	Union First Market Bankshares Corporation (Union Bankshares Corporation)	Bowling Green	VA	Preferred Stock w/ Warrants	\$ 59,000,000	Par	11/18/2009 ⁵	\$ 59,000,000	\$ 0	Warrants	12/23/2009	Warrants ⁹	R \$ 450,000
	12/19/2008	Tidelands Bancshares, Inc	Mt. Pleasant	SC	Preferred Stock w/ Warrants	\$ 14,448,000	Par							
	12/19/2008	Bancorp Rhode Island, Inc.	Providence	RI	Preferred Stock w/ Warrants	\$ 30,000,000	Par	8/5/2009 ⁴	\$ 30,000,000	\$ 0	Warrants	9/30/2009	Warrants	R \$ 1,400,000
	12/19/2008	Hawthorn Bancshares, Inc.	Lee's Summit	MO	Preferred Stock w/ Warrants	\$ 30,255,000	Par							
49	12/19/2008	The Elmira Savings Bank, FSB	Elmira	NY	Preferred Stock w/ Warrants	\$ 9,090,000	Par	8/25/2011 ⁴⁹	\$ 9,090,000	\$ 0	Warrants			
	12/19/2008	Alliance Financial Corporation	Syracuse	NY	Preferred Stock w/ Warrants	\$ 26,918,000	Par	5/13/2009 ⁴	\$ 26,918,000	\$ 0	Warrants	6/17/2009	Warrants	R \$ 900,000
50	12/19/2008	Heartland Financial USA, Inc.	Dubuque	IA	Preferred Stock w/ Warrants	\$ 81,698,000	Par	9/15/2011 ⁵⁰	\$ 81,698,000	\$ 0	Warrants	9/28/2011	Warrants	R \$ 1,800,000
	12/19/2008	Citizens First Corporation	Bowling Green	KY	Preferred Stock w/ Warrants	\$ 8,779,000	Par	2/16/2011 ⁴	\$ 2,212,308	\$ 6,566,692	Preferred Stock w/ Warrants			
2	12/19/2008	FFW Corporation	Wabash	IN	Preferred Stock w/ Exercised Warrants	\$ 7,289,000	Par							
2, 49	12/19/2008	Plains Capital Corporation	Dallas	TX	Preferred Stock w/ Exercised Warrants	\$ 87,631,000	Par	9/27/2011 ⁴⁹	\$ 87,631,000	\$ 0	Preferred Stock ²	9/27/2011	Preferred Stock ^{2,7}	R \$ 4,382,000
2, 49	12/19/2008	Tri-County Financial Corporation	Waldorf	MD	Preferred Stock w/ Exercised Warrants	\$ 15,540,000	Par	9/22/2011 ⁴⁹	\$ 15,540,000	\$ 0	Preferred Stock ²	9/22/2011	Preferred Stock ^{2,7}	R \$ 777,000
2, 3	12/19/2008	OneUnited Bank	Boston	MA	Preferred Stock	\$ 12,063,000	Par							
2	12/19/2008	Patriot Bancshares, Inc.	Houston	TX	Preferred Stock w/ Exercised Warrants	\$ 26,038,000	Par							
2	12/19/2008	Pacific City Financial Corporation	Los Angeles	CA	Preferred Stock w/ Exercised Warrants	\$ 16,200,000	Par							
2	12/19/2008	Marquette National Corporation	Chicago	IL	Preferred Stock w/ Exercised Warrants	\$ 35,500,000	Par							
2	12/19/2008	Exchange Bank	Santa Rosa	CA	Preferred Stock w/ Exercised Warrants	\$ 43,000,000	Par							
2	12/19/2008	Monadnock Bancorp, Inc.	Peterborough	NH	Preferred Stock w/ Exercised Warrants	\$ 1,834,000	Par							
2	12/19/2008	Bridgeview Bancorp, Inc.	Bridgeview	IL	Preferred Stock w/ Exercised Warrants	\$ 38,000,000	Par							
2	12/19/2008	Fidelity Financial Corporation	Wichita	KS	Preferred Stock w/ Exercised Warrants	\$ 36,282,000	Par							
2	12/19/2008	Patapsco Bancorp, Inc.	Dundalk	MD	Preferred Stock w/ Exercised Warrants	\$ 6,000,000	Par							
2	12/19/2008	NCAL Bancorp	Los Angeles	CA	Preferred Stock w/ Exercised Warrants	\$ 10,000,000	Par							
2, 50	12/19/2008	FCB Bancorp, Inc.	Louisville	KY	Preferred Stock w/ Exercised Warrants	\$ 9,294,000	Par	9/22/2011 ⁵⁰	\$ 9,294,000	\$ 0	Preferred Stock ²	9/22/2011	Preferred Stock ^{2,7}	R \$ 465,000
	12/23/2008	First Financial Bancorp	Cincinnati	OH	Preferred Stock w/ Warrants	\$ 80,000,000	Par	2/24/2010 ⁵	\$ 80,000,000	\$ 0	Warrants	6/2/2010	Warrants ⁹	A \$ 3,116,284
	12/23/2008	Bridge Capital Holdings	San Jose	CA	Preferred Stock w/ Warrants	\$ 23,864,000	Par	2/23/2011 ⁴	\$ 15,000,000	\$ 8,864,000	Preferred Stock w/ Warrants	4/20/2011	Warrants	R \$ 1,395,000
								3/16/2011 ⁴	\$ 8,864,000	\$ 0	Warrants			

Footnote	Purchase Date	Seller			Purchase Details			Capital Repayment Details		Treasury Investment Remaining After Capital Repayment		Final Disposition		
		Name of Institution	City	State	Investment Description	Investment Amount	Pricing Mechanism	Capital Repayment Date	Capital Repayment Amount (Loss) 6	Remaining Capital Amount	Remaining Investment Description	Final Disposition Date	Disposition Investment Description	Final Disposition Proceeds
	12/23/2008	International Bancshares Corporation	Laredo	TX	Preferred Stock w/ Warrants	\$ 216,000,000	Par							
	12/23/2008	First Sound Bank	Seattle	WA	Preferred Stock w/ Warrants	\$ 7,400,000	Par							
	12/23/2008	M&T Bank Corporation	Buffalo	NY	Preferred Stock w/ Warrants	\$ 600,000,000	Par	5/18/2011 ⁴	\$ 370,000,000	\$ 230,000,000	Preferred Stock w/ Warrants			
49	12/23/2008	Emclair Financial Corp.	Emilonton	PA	Preferred Stock w/ Warrants	\$ 7,500,000	Par	8/18/2011 ⁴⁹	\$ 7,500,000	\$ 0				
	12/23/2008	Park National Corporation	Newark	OH	Preferred Stock w/ Warrants	\$ 100,000,000	Par							
50 - 9/7/2011	12/23/2008	Green Bankshares, Inc.	Greenville	TN	Preferred Stock w/ Warrants	\$ 72,278,000	Par	9/7/2011 ⁵⁹	\$ 68,700,000	\$ 0	N/A	N/A	N/A	59
	12/23/2008	Cecil Bancorp, Inc.	Elkton	MD	Preferred Stock w/ Warrants	\$ 11,560,000	Par							
	12/23/2008	Financial Institutions, Inc.	Warsaw	NY	Preferred Stock w/ Warrants	\$ 37,515,000	Par	2/23/2011 ⁴	\$ 12,505,000	\$ 25,010,000	Preferred Stock w/ Warrants	5/11/2011	Warrants	R \$ 2,079,963
								3/30/2011 ⁴	\$ 25,010,000	\$ 0	Warrants			
	12/23/2008	Fulton Financial Corporation	Lancaster	PA	Preferred Stock w/ Warrants	\$ 376,500,000	Par	7/14/2010 ⁴	\$ 376,500,000	\$ 0	Warrants	9/8/2010	Warrants	R \$ 10,800,000
30 - 9/3/2010	12/23/2008	United Bancorporation of Alabama, Inc.	Atmore	AL	Preferred Stock w/ Warrants	\$ 10,300,000	Par	9/3/2010 ⁴	\$ 10,300,000	\$ 0	Warrants			
50	12/23/2008	MutualFirst Financial, Inc.	Muncie	IN	Preferred Stock w/ Warrants	\$ 32,382,000	Par	8/25/2011 ⁵⁰	\$ 32,382,000	\$ 0	Warrants	9/28/2011	Warrants	R \$ 900,194
	12/23/2008	BCSB Bancorp, Inc.	Baltimore	MD	Preferred Stock w/ Warrants	\$ 10,800,000	Par	1/26/2011 ⁴	\$ 10,800,000	\$ 0	Warrants			
	12/23/2008	HMN Financial, Inc.	Rochester	MN	Preferred Stock w/ Warrants	\$ 26,000,000	Par							
39 - 3/11/2011	12/23/2008	First Community Bank Corporation of America	Pinellas Park	FL	Preferred Stock w/ Warrants	\$ 10,685,000	Par	5/31/2011 ³⁹	\$ 7,754,267	\$ 0	N/A	N/A	N/A	-
	12/23/2008	Sterling Bancorp	New York	NY	Preferred Stock w/ Warrants	\$ 42,000,000	Par	4/27/2011 ⁴	\$ 42,000,000	\$ 0	Warrants	5/18/2011	Warrants	R \$ 945,775
	12/23/2008	Intervest Bancshares Corporation	New York	NY	Preferred Stock w/ Warrants	\$ 25,000,000	Par							
	12/23/2008	Peoples Bancorp of North Carolina, Inc.	Newton	NC	Preferred Stock w/ Warrants	\$ 25,054,000	Par							
	12/23/2008	Parkvale Financial Corporation	Monroeville	PA	Preferred Stock w/ Warrants	\$ 31,762,000	Par							
	12/23/2008	Timberland Bancorp, Inc.	Hoquiam	WA	Preferred Stock w/ Warrants	\$ 16,641,000	Par							
	12/23/2008	1st Constitution Bancorp	Cranbury	NJ	Preferred Stock w/ Warrants	\$ 12,000,000	Par	10/27/2010 ⁴	\$ 12,000,000	\$ 0	Warrants			
	12/23/2008	Central Jersey Bancorp	Oakhurst	NJ	Preferred Stock w/ Warrants	\$ 11,300,000	Par	11/24/2010 ⁴	\$ 11,300,000	\$ 0	Warrants	12/1/2010	Warrants	R \$ 319,659
2	12/23/2008	Western Illinois Bancshares Inc.	Monmouth	IL	Preferred Stock w/ Exercised Warrants	\$ 6,855,000	Par							
2	12/23/2008	Saigon National Bank	Westminster	CA	Preferred Stock w/ Exercised Warrants	\$ 1,549,000	Par							
2	12/23/2008	Capital Pacific Bancorp	Portland	OR	Preferred Stock w/ Exercised Warrants	\$ 4,000,000	Par							
2	12/23/2008	Uwharrie Capital Corp	Albemarle	NC	Preferred Stock w/ Exercised Warrants	\$ 10,000,000	Par							
3, 30 - 8/20/2010	12/23/2008	Mission Valley Bancorp	Sun Valley	CA	Preferred Stock	\$ 5,500,000	Par	8/20/2010 ⁴	\$ 5,500,000	\$ 0	N/A	N/A	N/A	-
2	12/23/2008	The Little Bank, Incorporated	Kinston	NC	Preferred Stock w/ Exercised Warrants	\$ 7,500,000	Par							
2	12/23/2008	Pacific Commerce Bank	Los Angeles	CA	Preferred Stock w/ Exercised Warrants	\$ 4,060,000	Par							
2, 49	12/23/2008	Citizens Community Bank	South Hill	VA	Preferred Stock w/ Exercised Warrants	\$ 3,000,000	Par	7/28/2011 ⁴⁹	\$ 3,000,000	\$ 0	Preferred Stock ²	7/28/2011	Preferred Stock ^{2,7}	R \$ 150,000
2, 49	12/23/2008	Seacoast Commerce Bank	Chula Vista	CA	Preferred Stock w/ Exercised Warrants	\$ 1,800,000	Par	9/1/2011 ⁴⁹	\$ 1,800,000	\$ 0	Preferred Stock ²	9/1/2011	Preferred Stock ^{2,7}	R \$ 90,000
2	12/23/2008	TCNB Financial Corp.	Dayton	OH	Preferred Stock w/ Exercised Warrants	\$ 2,000,000	Par	8/3/2011 ⁴	\$ 2,000,000	\$ 0	Preferred Stock ²	8/3/2011	Preferred Stock ^{2,7}	R \$ 100,000
2	12/23/2008	Leader Bancorp, Inc.	Arlington	MA	Preferred Stock w/ Exercised Warrants	\$ 5,830,000	Par	11/24/2010 ⁴	\$ 5,830,000	\$ 0	Preferred Stock ²	11/24/2010	Preferred Stock ^{2,7}	R \$ 292,000
2, 49	12/23/2008	Nicolet Bankshares, Inc.	Green Bay	WI	Preferred Stock w/ Exercised Warrants	\$ 14,964,000	Par	9/1/2011 ⁴⁹	\$ 14,964,000	\$ 0	Preferred Stock ^{2,7}	9/1/2011	Preferred Stock ^{2,7}	R \$ 748,000
								11/24/2009 ⁴	\$ 3,455,000	\$ 10,340,000	Preferred Stock ²			
2, 49	12/23/2008	Magna Bank	Memphis	TN	Preferred Stock w/ Exercised Warrants	\$ 13,795,000	Par	6/8/2011 ⁴	\$ 3,455,000	\$ 6,885,000	Preferred Stock ²	8/18/2011	Preferred Stock ^{2,7}	R \$ 690,000
								8/18/2011 ⁴⁹	\$ 6,885,000	\$ 0	Preferred Stock ²			
2	12/23/2008	Western Community Bancshares, Inc.	Palm Desert	CA	Preferred Stock w/ Exercised Warrants	\$ 7,290,000	Par							
2	12/23/2008	Community Investors Bancorp, Inc.	Bucyrus	OH	Preferred Stock w/ Exercised Warrants	\$ 2,600,000	Par							
2	12/23/2008	Capital Bancorp, Inc.	Rockville	MD	Preferred Stock w/ Exercised Warrants	\$ 4,700,000	Par	12/30/2010 ⁴	\$ 4,700,000	\$ 0	Preferred Stock ²	12/30/2010	Preferred Stock ^{2,7}	R \$ 235,000
2, 49	12/23/2008	Cache Valley Banking Company	Logan	UT	Preferred Stock w/ Exercised Warrants	\$ 4,767,000	Par	7/14/2011 ⁴⁹	\$ 4,767,000	\$ 0	Preferred Stock ²	7/14/2011	Preferred Stock ^{2,7}	R \$ 238,000
2, 61	12/23/2008	Citizens Bancorp	Nevada City	CA	Preferred Stock w/ Exercised Warrants	\$ 10,400,000	Par							
2	12/23/2008	Tennessee Valley Financial Holdings, Inc.	Oak Ridge	TN	Preferred Stock w/ Exercised Warrants	\$ 3,000,000	Par							
2, 50	12/23/2008	Pacific Coast Bankers' Bancshares	San Francisco	CA	Preferred Stock w/ Exercised Warrants	\$ 11,600,000	Par	7/28/2011 ⁵⁰	\$ 11,600,000	\$ 0	Preferred Stock ²	7/28/2011	Preferred Stock ^{2,7}	R \$ 580,000
	12/31/2008	SunTrust Banks, Inc.	Atlanta	GA	Preferred Stock w/ Warrants	\$ 1,350,000,000	Par	3/30/2011 ⁴	\$ 1,350,000,000	\$ 0	Warrants	9/22/2011	Warrants	A \$ 16,224,035
	12/31/2008	The PNC Financial Services Group Inc.	Pittsburgh	PA	Preferred Stock w/ Warrants	\$ 7,579,200,000	Par	2/10/2010 ⁴	\$ 7,579,200,000	\$ 0	Warrants	4/29/2010	Warrants	A \$ 324,195,686
	12/31/2008	Fifth Third Bancorp	Cincinnati	OH	Preferred Stock w/ Warrants	\$ 3,408,000,000	Par	2/2/2011 ⁴	\$ 3,408,000,000	\$ 0	Warrants	3/16/2011	Warrants	R \$ 280,025,936
31 - 9/30/2010	12/31/2008	Hampton Roads Bankshares, Inc.	Norfolk	VA	Common Stock w/ Warrants	\$ 80,347,000	Par							
16	12/31/2008	CIT Group Inc.	New York	NY	Contingent Value Rights	\$ 2,330,000,000	Par	2/8/2010 ¹⁶	\$ 0	\$ 0	N/A	N/A	N/A	N/A
	12/31/2008	West Bancorporation, Inc.	West Des Moines	IA	Preferred Stock w/ Warrants	\$ 36,000,000	Par	6/29/2011 ⁴	\$ 36,000,000	\$ 0	Warrants	8/31/2011	Warrants	R \$ 700,000
2	12/31/2008	First Banks, Inc.	Clayton	MO	Preferred Stock w/ Exercised Warrants	\$ 295,400,000	Par							
1a, 1b	1/9/2009	Bank of America Corporation	Charlotte	NC	Preferred Stock w/ Warrants	\$ 10,000,000,000	Par	12/9/2009 ⁴	\$ 10,000,000,000	\$ 0	Warrants	3/3/2010	Warrants	A \$ 124,228,646
	1/9/2009	FirstMerit Corporation	Akron	OH	Preferred Stock w/ Warrants	\$ 125,000,000	Par	4/22/2009 ⁴	\$ 125,000,000	\$ 0	Warrants	5/27/2009	Warrants	R \$ 5,025,000
	1/9/2009	Farmers Capital Bank Corporation	Frankfort	KY	Preferred Stock w/ Warrants	\$ 30,000,000	Par							
	1/9/2009	Peapack-Gladstone Financial Corporation	Gladstone	NJ	Preferred Stock w/ Warrants	\$ 28,685,000	Par	1/6/2010 ⁴	\$ 7,172,000	\$ 21,513,000	Preferred Stock w/ Warrants			
								3/2/2011 ⁴	\$ 7,172,000	\$ 14,341,000	Preferred Stock w/ Warrants			
	1/9/2009	Commerce National Bank	Newport Beach	CA	Preferred Stock w/ Warrants	\$ 5,000,000	Par	10/7/2009 ⁴	\$ 5,000,000	\$ 0	Warrants			
	1/9/2009	The First Bancorp, Inc.	Damariscotta	ME	Preferred Stock w/ Warrants	\$ 25,000,000	Par	8/24/2011 ⁴	\$ 12,500,000	\$ 12,500,000	Preferred Stock w/ Warrants			
	1/9/2009	Sun Bancorp, Inc.	Vineland	NJ	Preferred Stock w/ Warrants	\$ 89,310,000	Par	4/8/2009 ⁴	\$ 89,310,000	\$ 0	Warrants	5/27/2009	Warrants	R \$ 2,100,000
	1/9/2009	Crescent Financial Corporation	Cary	NC	Preferred Stock w/ Warrants	\$ 24,900,000	Par							
	1/9/2009	American Express Company	New York	NY	Preferred Stock w/ Warrants	\$ 3,388,890,000	Par	6/17/2009 ⁴	\$ 3,388,890,000	\$ 0	Warrants	7/29/2009	Warrants	R \$ 340,000,000
37, 46 - 6/17/2011	1/9/2009	Central Pacific Financial Corp.	Honolulu	HI	Common Stock w/ Warrants	\$ 135,000,000	Par	6/17/2011 ⁴⁶	\$ 35,883,281	\$ 99,116,719	Common Stock w/ Warrants			
	1/9/2009	Centru Financial Corporation	St. Louis	MO	Preferred Stock w/ Warrants	\$ 32,668,000	Par							
	1/9/2009	Eastern Virginia Bankshares, Inc.	Tappahannock	VA	Preferred Stock w/ Warrants	\$ 24,000,000	Par							

Footnote	Purchase Date	Seller			Purchase Details			Capital Repayment Details			Treasury Investment Remaining After Capital Repayment		Final Disposition				
		Name of Institution	City	State	Investment Description	Investment Amount	Pricing Mechanism	Capital Repayment Date	Capital Repayment Amount (Loss) 6	Remaining Capital Amount	Remaining Investment Description	Final Disposition Date	Disposition Investment Description	15	Final Disposition Proceeds		
	1/9/2009	Colony Bankcorp, Inc.	Fitzgerald	GA	Preferred Stock w/ Warrants	\$ 28,000,000	Par										
	1/9/2009	Independent Bank Corp.	Rockland	MA	Preferred Stock w/ Warrants	\$ 78,158,000	Par	4/22/2009 ⁴	\$ 78,158,000	\$ 0	Warrants	5/27/2009	Warrants	R	\$ 2,200,000		
33	1/9/2009	Cadence Financial Corporation	Starkville	MS	Preferred Stock w/ Warrants	\$ 44,000,000	Par	3/4/2011 ³³	\$ 38,000,000	\$ 0	N/A	N/A	N/A		N/A		
	1/9/2009	LCNB Corp.	Lebanon	OH	Preferred Stock w/ Warrants	\$ 13,400,000	Par	10/21/2009 ⁴	\$ 13,400,000	\$ 0	Warrants						
49	1/9/2009	Center Bancorp, Inc.	Union	NJ	Preferred Stock w/ Warrants	\$ 10,000,000	Par	9/15/2011 ⁴⁹	\$ 10,000,000	\$ 0	Warrants						
	1/9/2009	F.N.B. Corporation	Hermitage	PA	Preferred Stock w/ Warrants	\$ 100,000,000	Par	9/9/2009 ⁴	\$ 100,000,000	\$ 0	Warrants						
	1/9/2009	C&F Financial Corporation	West Point	VA	Preferred Stock w/ Warrants	\$ 20,000,000	Par	7/27/2011 ⁴	\$ 10,000,000	\$ 10,000,000	Preferred Stock w/ Warrants						
	1/9/2009	North Central Bancshares, Inc.	Fort Dodge	IA	Preferred Stock w/ Warrants	\$ 10,200,000	Par										
	1/9/2009	Carolina Bank Holdings, Inc.	Greensboro	NC	Preferred Stock w/ Warrants	\$ 16,000,000	Par										
50	1/9/2009	First Bancorp	Troy	NC	Preferred Stock w/ Warrants	\$ 65,000,000	Par	9/1/2011 ⁵⁰	\$ 65,000,000	\$ 0	Warrants						
	1/9/2009	First Financial Service Corporation	Elizabethtown	KY	Preferred Stock w/ Warrants	\$ 20,000,000	Par										
49	1/9/2009	Codorus Valley Bancorp, Inc.	York	PA	Preferred Stock w/ Warrants	\$ 16,500,000	Par	8/18/2011 ⁴⁹	\$ 16,500,000	\$ 0	Warrants	9/28/2011	Warrants	R	\$ 526,604		
49	1/9/2009	MidSouth Bancorp, Inc.	Lafayette	LA	Preferred Stock w/ Warrants	\$ 20,000,000	Par	8/25/2011 ⁴⁹	\$ 20,000,000	\$ 0	Warrants						
	1/9/2009	First Security Group, Inc.	Chattanooga	TN	Preferred Stock w/ Warrants	\$ 33,000,000	Par										
	1/9/2009	Shore Bancshares, Inc.	Easton	MD	Preferred Stock w/ Warrants	\$ 25,000,000	Par	4/15/2009 ⁴	\$ 25,000,000	\$ 0	Warrants						
2	1/9/2009	The Queensborough Company	Louisville	GA	Preferred Stock w/ Exercised Warrants	\$ 12,000,000	Par										
2	1/9/2009	American State Bancshares, Inc.	Great Bend	KS	Preferred Stock w/ Exercised Warrants	\$ 6,000,000	Par										
2, 49	1/9/2009	Security California Bancorp	Riverside	CA	Preferred Stock w/ Exercised Warrants	\$ 6,815,000	Par	9/15/2011 ⁴⁹	\$ 6,815,000	\$ 0	Preferred Stock ²	9/15/2011	Preferred Stock ^{2,7}	R	\$ 341,000		
2, 49	1/9/2009	Security Business Bancorp	San Diego	CA	Preferred Stock w/ Exercised Warrants	\$ 5,803,000	Par	7/14/2011 ⁴⁹	\$ 5,803,000	\$ 0	Preferred Stock ²	7/14/2011	Preferred Stock ^{2,7}	R	\$ 290,000		
2	1/9/2009	Sound Banking Company	Morehead City	NC	Preferred Stock w/ Exercised Warrants	\$ 3,070,000	Par										
3	1/9/2009	Mission Community Bancorp	San Luis Obispo	CA	Preferred Stock	\$ 5,116,000	Par										
2, 49	1/9/2009	Redwood Financial Inc.	Redwood Falls	MN	Preferred Stock w/ Exercised Warrants	\$ 2,995,000	Par	8/18/2011 ⁴⁹	\$ 2,995,000	\$ 0	Preferred Stock ²	8/18/2011	Preferred Stock ^{2,7}	R	\$ 150,000		
2	1/9/2009	Surrey Bancorp	Mount Airy	NC	Preferred Stock w/ Exercised Warrants	\$ 2,000,000	Par	12/29/2010 ⁴	\$ 2,000,000	\$ 0	Preferred Stock ²	12/29/2010	Preferred Stock ^{2,7}	R	\$ 100,000		
2	1/9/2009	Independence Bank	East Greenwich	RI	Preferred Stock w/ Exercised Warrants	\$ 1,065,000	Par										
2	1/9/2009	Valley Community Bank	Pleasanton	CA	Preferred Stock w/ Exercised Warrants	\$ 5,500,000	Par										
2	1/9/2009	Rising Sun Bancorp	Rising Sun	MD	Preferred Stock w/ Exercised Warrants	\$ 5,983,000	Par										
2, 49	1/9/2009	Community Trust Financial Corporation	Ruston	LA	Preferred Stock w/ Exercised Warrants	\$ 24,000,000	Par	7/6/2011 ⁴⁹	\$ 24,000,000	\$ 0	Preferred Stock ²	7/6/2011	Preferred Stock ^{2,7}	R	\$ 1,200,000		
2, 50	1/9/2009	GrandSouth Bancorporation	Greenville	SC	Preferred Stock w/ Exercised Warrants	\$ 9,000,000	Par	9/8/2011 ⁵⁰	\$ 9,000,000	\$ 0	Preferred Stock ²	9/8/2011	Preferred Stock ^{2,7}	R	\$ 450,000		
2	1/9/2009	Texas National Bancorporation	Jacksonville	TX	Preferred Stock w/ Exercised Warrants	\$ 3,981,000	Par	5/19/2010 ⁴	\$ 3,981,000	\$ 0	Preferred Stock ²	5/19/2010	Preferred Stock ^{2,7}	R	\$ 199,000		
2	1/9/2009	Congaree Bancshares, Inc.	Cayce	SC	Preferred Stock w/ Exercised Warrants	\$ 3,285,000	Par										
2	1/9/2009	New York Private Bank & Trust Corporation	New York	NY	Preferred Stock w/ Exercised Warrants	\$ 267,274,000	Par										
	1/16/2009	Home Bancshares, Inc.	Conway	AR	Preferred Stock w/ Warrants	\$ 50,000,000	Par	7/6/2011 ⁴	\$ 50,000,000	\$ 0	Warrants	7/27/2011	Warrants	R	\$ 1,300,000		
	1/16/2009	Washington Banking Company	Oak Harbor	WA	Preferred Stock w/ Warrants	\$ 26,380,000	Par	1/12/2011 ⁴	\$ 26,380,000	\$ 0	Warrants	3/2/2011	Warrants	R	\$ 1,625,000		
49	1/16/2009	New Hampshire Thrift Bancshares, Inc.	Newport	NH	Preferred Stock w/ Warrants	\$ 10,000,000	Par	8/25/2011 ⁴⁹	\$ 10,000,000	\$ 0	Warrants						
	1/16/2009	Bar Harbor Bankshares	Bar Harbor	ME	Preferred Stock w/ Warrants	\$ 18,751,000	Par	2/24/2010 ⁵	\$ 18,751,000	\$ 0	Warrants	7/28/2010	Warrants	R	\$ 250,000		
	1/16/2009	Somerset Hills Bancorp	Bernardsville	NJ	Preferred Stock w/ Warrants	\$ 7,414,000	Par	5/20/2009 ⁴	\$ 7,414,000	\$ 0	Warrants	6/24/2009	Warrants	R	\$ 275,000		
	1/16/2009	SCBT Financial Corporation	Columbia	SC	Preferred Stock w/ Warrants	\$ 64,779,000	Par	5/20/2009 ⁴	\$ 64,779,000	\$ 0	Warrants	6/24/2009	Warrants	R	\$ 1,400,000		
	1/16/2009	S&T Bancorp	Indiana	PA	Preferred Stock w/ Warrants	\$ 108,676,000	Par										
	1/16/2009	ECB Bancorp, Inc.	Engelhard	NC	Preferred Stock w/ Warrants	\$ 17,949,000	Par										
28 - 10/07/2011	1/16/2009	First BanCorp	San Juan	PR	Common Stock w/ Warrants	\$ 424,174,000	Par										
	1/16/2009	Texas Capital Bancshares, Inc.	Dallas	TX	Preferred Stock w/ Warrants	\$ 75,000,000	Par	5/13/2009 ⁴	\$ 75,000,000	\$ 0	Warrants	3/11/2010	Warrants	A	\$ 6,709,061		
	1/16/2009	Yadkin Valley Financial Corporation	Elkin	NC	Preferred Stock w/ Warrants	\$ 36,000,000	Par										
3, 30 - 8/27/2010	1/16/2009	Carver Bancorp, Inc.	New York	NY	Preferred Stock	\$ 18,980,000	Par	8/27/2010 ⁴	\$ 18,980,000	\$ 0	N/A	N/A	N/A	-	N/A		
	1/16/2009	Citizens & Northern Corporation	Wellsboro	PA	Preferred Stock w/ Warrants	\$ 26,440,000	Par	8/4/2010 ⁴	\$ 26,440,000	\$ 0	Warrants	9/1/2010	Warrants	R	\$ 400,000		
	1/16/2009	MainSource Financial Group, Inc.	Greensburg	IN	Preferred Stock w/ Warrants	\$ 57,000,000	Par										
	1/16/2009	MetroCorp Bancshares, Inc.	Houston	TX	Preferred Stock w/ Warrants	\$ 45,000,000	Par										
	1/16/2009	United Bancorp, Inc.	Tecumseh	MI	Preferred Stock w/ Warrants	\$ 20,600,000	Par										
	1/16/2009	Old Second Bancorp, Inc.	Aurora	IL	Preferred Stock w/ Warrants	\$ 73,000,000	Par										
	1/16/2009	Pulaski Financial Corp	Creve Coeur	MO	Preferred Stock w/ Warrants	\$ 32,538,000	Par										
2	1/16/2009	OceanFirst Financial Corp.	Toms River	NJ	Preferred Stock w/ Warrants	\$ 38,263,000	Par	12/30/2009 ⁵	\$ 38,263,000	\$ 0	Warrants	2/3/2010	Warrants	R	\$ 430,797		
2	1/16/2009	Community 1st Bank	Roseville	CA	Preferred Stock w/ Exercised Warrants	\$ 2,550,000	Par										
2	1/16/2009	TCB Holding Company, Texas Community Bank	The Woodlands	TX	Preferred Stock w/ Exercised Warrants	\$ 11,730,000	Par										
2	1/16/2009	Centra Financial Holdings, Inc.	Morgantown	WV	Preferred Stock w/ Exercised Warrants	\$ 15,000,000	Par	3/31/2009 ⁴	\$ 15,000,000	\$ 0	Preferred Stock ²	4/15/2009	Preferred Stock ^{2,7}	R	\$ 750,000		
2, 50	1/16/2009	First Bankers Trustshares, Inc.	Quincy	IL	Preferred Stock w/ Exercised Warrants	\$ 10,000,000	Par	9/8/2011 ⁵⁰	\$ 10,000,000	\$ 0	Preferred Stock ²	9/8/2011	Preferred Stock ^{2,7}	R	\$ 500,000		
2, 19	1/16/2009	Pacific Coast National Bancorp	San Clemente	CA	Preferred Stock w/ Exercised Warrants	\$ 4,120,000	Par	2/11/2010 ¹⁹	\$ 0	\$ 0	N/A	N/A	N/A	-	N/A		
3, 30 - 9/29/2010	1/16/2009	Community Bank of the Bay	Oakland	CA	Preferred Stock	\$ 1,747,000	Par	9/29/2010 ⁴	\$ 1,747,000	\$ 0	N/A	N/A	N/A	-	N/A		
2, 49	1/16/2009	Redwood Capital Bancorp	Eureka	CA	Preferred Stock w/ Exercised Warrants	\$ 3,800,000	Par	7/21/2011 ⁴⁹	\$ 3,800,000	\$ 0	Preferred Stock ²	7/21/2011	Preferred Stock ^{2,7}	R	\$ 190,000		
2	1/16/2009	Syringa Bancorp	Boise	ID	Preferred Stock w/ Exercised Warrants	\$ 8,000,000	Par										
2	1/16/2009	Idaho Bancorp	Boise	ID	Preferred Stock w/ Exercised Warrants	\$ 6,900,000	Par										
2, 49	1/16/2009	Puget Sound Bank	Bellevue	WA	Preferred Stock w/ Exercised Warrants	\$ 4,500,000	Par	8/11/2011 ⁴⁹	\$ 4,500,000	\$ 0	Preferred Stock ²	8/11/2011	Preferred Stock ^{2,7}	R	\$ 225,000		
2, 49	1/16/2009	United Financial Banking Companies, Inc.	Vienna	VA	Preferred Stock w/ Exercised Warrants	\$ 5,658,000	Par	12/15/2010 ⁴	\$ 3,000,000	\$ 2,658,000	Preferred Stock ²	9/15/2011	Preferred Stock ^{2,7}	R	\$ 283,000		
								9/15/2011 ⁴⁹	\$ 2,658,000	\$ 0	Preferred Stock ²						
2	1/16/2009	Dickinson Financial Corporation II	Kansas City	MO	Preferred Stock w/ Exercised Warrants	\$ 146,053,000	Par										
2	1/16/2009	The Baraboo Bancorporation	Baraboo	WI	Preferred Stock w/ Exercised Warrants	\$ 20,749,000	Par										
2	1/16/2009	Bank of Commerce	Charlotte	NC	Preferred Stock w/ Exercised Warrants	\$ 3,000,000	Par										
2	1/16/2009	State Bankshares, Inc.	Fargo	ND	Preferred Stock w/ Exercised Warrants	\$ 50,000,000	Par	8/12/2009 ⁴	\$ 12,500,000	\$ 37,500,000	Preferred Stock ²	6/29/2011	Preferred Stock ^{2,7}	R	\$ 2,500,000		
2	1/16/2009	BNCCORP, Inc.	Bismarck	ND	Preferred Stock w/ Exercised Warrants	\$ 20,093,000	Par	6/29/2011	\$ 37,500,000	\$ 0	Preferred Stock ²						
2	1/16/2009	First Manitowoc Bancorp, Inc.	Manitowoc	WI	Preferred Stock w/ Exercised Warrants	\$ 12,000,000	Par	5/27/2009 ⁴	\$ 12,000,000	\$ 0	Preferred Stock ²	5/27/2009	Preferred Stock ^{2,7}	R	\$ 600,000		

Footnote	Purchase Date	Seller			Purchase Details			Capital Repayment Details		Treasury Investment Remaining After Capital Repayment		Final Disposition			
		Name of Institution	City	State	Investment Description	Investment Amount	Pricing Mechanism	Capital Repayment Date	Capital Repayment Amount (Loss) 6	Remaining Capital Amount	Remaining Investment Description	Final Disposition Date	Disposition Investment Description	Final Disposition Proceeds	
3, 30 - 8/6/2010	1/16/2009	Southern Bancorp, Inc.	Arkadelphia	AR	Preferred Stock	\$ 11,000,000	Par	8/6/2010 ⁴	\$ 11,000,000	\$ 0	N/A	N/A	N/A	-	N/A
2	1/16/2009	Morrill Bancshares, Inc.	Merriam	KS	Preferred Stock w/ Exercised Warrants	\$ 13,000,000	Par	7/20/2011 ⁴	\$ 13,000,000	\$ 0	Preferred Stock ²	7/20/2011	Preferred Stock ^{2,7}	R	\$ 650,000
2, 36	1/16/2009	Treaty Oak Bancorp, Inc.	Austin	TX	Warrants	\$ 3,288,000	Par	2/15/2011 ³⁶	\$ 500,000	\$ 0	Warrants				
	1/23/2009	1st Source Corporation	South Bend	IN	Preferred Stock w/ Warrants	\$ 111,000,000	Par	12/29/2010 ⁴	\$ 111,000,000	\$ 0	Warrants	3/9/2011	Warrants	R	\$ 3,750,000
	1/23/2009	Princeton National Bancorp, Inc.	Princeton	IL	Preferred Stock w/ Warrants	\$ 25,083,000	Par								
	1/23/2009	AB&T Financial Corporation	Gastonia	NC	Preferred Stock w/ Warrants	\$ 3,500,000	Par								
	1/23/2009	First Citizens Banc Corp	Sandusky	OH	Preferred Stock w/ Warrants	\$ 23,184,000	Par								
	1/23/2009	WSFS Financial Corporation	Wilmington	DE	Preferred Stock w/ Warrants	\$ 52,625,000	Par								
2	1/23/2009	Commonwealth Business Bank	Los Angeles	CA	Preferred Stock w/ Exercised Warrants	\$ 7,701,000	Par								
2, 13 - 12/4/2009	1/23/2009	Three Shores Bancorporation, Inc. (Seaside National Bank & Trust)	Orlando	FL	Preferred Stock w/ Exercised Warrants	\$ 5,677,000	Par								
2	1/23/2009	CalWest Bancorp	Rancho Santa Margarita	CA	Preferred Stock w/ Exercised Warrants	\$ 4,656,000	Par								
2	1/23/2009	Fresno First Bank	Fresno	CA	Preferred Stock w/ Exercised Warrants	\$ 1,968,000	Par								
2	1/23/2009	First ULB Corp.	Oakland	CA	Preferred Stock w/ Exercised Warrants	\$ 4,900,000	Par	4/22/2009 ⁴	\$ 4,900,000	\$ 0	Preferred Stock ²	4/22/2009	Preferred Stock ^{2,7}	R	\$ 245,000
2	1/23/2009	Alarion Financial Services, Inc.	Ocala	FL	Preferred Stock w/ Exercised Warrants	\$ 6,514,000	Par								
2	1/23/2009	Midland States Bancorp, Inc.	Effingham	IL	Preferred Stock w/ Exercised Warrants	\$ 10,189,000	Par	12/23/2009 ⁴	\$ 10,189,000	\$ 0	Preferred Stock ²	12/23/2009	Preferred Stock ^{2,7}	R	\$ 509,000
2	1/23/2009	Moscow Bancshares, Inc.	Moscow	TN	Preferred Stock w/ Exercised Warrants	\$ 6,216,000	Par								
2	1/23/2009	Farmers Bank	Windsor	VA	Preferred Stock w/ Exercised Warrants	\$ 8,752,000	Par								
2	1/23/2009	California Oaks State Bank	Thousand Oaks	CA	Preferred Stock w/ Exercised Warrants	\$ 3,300,000	Par	12/8/2010 ⁴	\$ 3,300,000	\$ 0	Preferred Stock ²	12/8/2010	Preferred Stock ^{2,7}	R	\$ 165,000
2, 51	1/23/2009	Pierce County Bancorp	Tacoma	WA	Preferred Stock w/ Exercised Warrants	\$ 6,800,000	Par								
2	1/23/2009	Calvert Financial Corporation	Ashland	MO	Preferred Stock w/ Exercised Warrants	\$ 1,037,000	Par								
2, 50	1/23/2009	Liberty Bancshares, Inc.	Jonesboro	AR	Preferred Stock w/ Exercised Warrants	\$ 57,500,000	Par	7/21/2011 ⁵⁰	\$ 57,500,000	\$ 0	Preferred Stock ²	7/21/2011	Preferred Stock ^{2,7}	R	\$ 2,875,000
2	1/23/2009	Crosstown Holding Company	Blaine	MN	Preferred Stock w/ Exercised Warrants	\$ 10,650,000	Par								
2, 49	1/23/2009	BankFirst Capital Corporation	Macon	MS	Preferred Stock w/ Exercised Warrants	\$ 15,500,000	Par	9/8/2011 ⁴⁹	\$ 15,500,000	\$ 0	Preferred Stock ²	9/8/2011	Preferred Stock ^{2,7}	R	\$ 775,000
2, 49	1/23/2009	Southern Illinois Bancorp, Inc.	Cami	IL	Preferred Stock w/ Exercised Warrants	\$ 5,000,000	Par	8/25/2011 ⁴⁹	\$ 5,000,000	\$ 0	Preferred Stock ²	8/25/2011	Preferred Stock ^{2,7}	R	\$ 250,000
	1/23/2009	FPB Financial Corp.	Hammond	LA	Preferred Stock w/ Exercised Warrants	\$ 3,240,000	Par	12/16/2009 ⁴	\$ 1,000,000	\$ 2,240,000	Preferred Stock ²				
	1/23/2009	Stonebridge Financial Corp.	West Chester	PA	Preferred Stock w/ Exercised Warrants	\$ 10,973,000	Par	6/16/2010 ⁴	\$ 2,240,000	\$ 0	Preferred Stock ²	6/16/2010	Preferred Stock ^{2,7}	R	\$ 162,000
	1/30/2009	Peoples Bancorp Inc.	Marietta	OH	Preferred Stock w/ Warrants	\$ 39,000,000	Par	2/2/2011 ⁴	\$ 21,000,000	\$ 18,000,000	Preferred Stock w/ Warrants				
	1/30/2009	Anchor Bancorp Wisconsin Inc.	Madison	WI	Preferred Stock w/ Warrants	\$ 110,000,000	Par								
	1/30/2009	Parke Bancorp, Inc.	Sewell	NJ	Preferred Stock w/ Warrants	\$ 16,288,000	Par								
	1/30/2009	Central Virginia Bankshares, Inc.	Powhatan	VA	Preferred Stock w/ Warrants	\$ 11,385,000	Par								
	1/30/2009	Flagstar Bancorp, Inc.	Troy	MI	Preferred Stock w/ Warrants	\$ 266,657,000	Par								
	1/30/2009	Middleburg Financial Corporation	Middleburg	VA	Preferred Stock w/ Warrants	\$ 22,000,000	Par	12/23/2009 ⁵	\$ 22,000,000	\$ 0	Warrants				
	1/30/2009	Peninsula Bank Holding Co.	Palo Alto	CA	Preferred Stock w/ Warrants	\$ 6,000,000	Par								
	1/30/2009	Private Bancorp, Inc.	Chicago	IL	Preferred Stock w/ Warrants	\$ 243,815,000	Par								
50	1/30/2009	Central Valley Community Bancorp	Fresno	CA	Preferred Stock w/ Warrants	\$ 7,000,000	Par	8/18/2011 ⁵⁰	\$ 7,000,000	\$ 0	Warrants	9/28/2011	Warrants	R	\$ 185,017
	1/30/2009	Plumas Bancorp	Quincy	CA	Preferred Stock w/ Warrants	\$ 11,949,000	Par								
49	1/30/2009	Stewardship Financial Corporation	Midland Park	NJ	Preferred Stock w/ Warrants	\$ 10,000,000	Par	9/1/2011 ⁴⁹	\$ 10,000,000	\$ 0	Warrants	10/26/2011	Warrants	R	\$ 107,398
	1/30/2009	Oak Ridge Financial Services, Inc.	Oak Ridge	NC	Preferred Stock w/ Warrants	\$ 7,700,000	Par								
	1/30/2009	First United Corporation	Oakland	MD	Preferred Stock w/ Warrants	\$ 30,000,000	Par								
49	1/30/2009	Community Partners Bancorp	Middletown	NJ	Preferred Stock w/ Warrants	\$ 9,000,000	Par	8/11/2011 ⁴⁹	\$ 9,000,000	\$ 0	Warrants	10/26/2011	Warrants	R	\$ 460,000
	1/30/2009	Guaranty Federal Bancshares, Inc.	Springfield	MO	Preferred Stock w/ Warrants	\$ 17,000,000	Par								
	1/30/2009	Annapolis Bancorp, Inc.	Annapolis	MD	Preferred Stock w/ Warrants	\$ 8,152,000	Par								
49	1/30/2009	DNB Financial Corporation	Downingtown	PA	Preferred Stock w/ Warrants	\$ 11,750,000	Par	8/4/2011 ⁴⁹	\$ 11,750,000	\$ 0	Warrants	9/21/2011	Warrants	R	\$ 458,000
	1/30/2009	Firstbank Corporation	Alma	MI	Preferred Stock w/ Warrants	\$ 33,000,000	Par								
2	1/30/2009	Valley Commerce Bancorp	Visalia	CA	Preferred Stock w/ Exercised Warrants	\$ 7,700,000	Par								
2	1/30/2009	Greer Bancshares Incorporated	Greer	SC	Preferred Stock w/ Exercised Warrants	\$ 9,993,000	Par								
2	1/30/2009	Ojai Community Bank	Ojai	CA	Preferred Stock w/ Exercised Warrants	\$ 2,080,000	Par								
2, 49	1/30/2009	Adbanc, Inc	Ogallala	NE	Preferred Stock w/ Exercised Warrants	\$ 12,720,000	Par	7/21/2011 ⁴⁹	\$ 12,720,000	\$ 0	Preferred Stock ²	7/21/2011	Preferred Stock ^{2,7}	R	\$ 636,000
	1/30/2009	Beach Business Bank	Manhattan Beach	CA	Preferred Stock w/ Exercised Warrants	\$ 6,000,000	Par	7/6/2011 ⁴	\$ 1,500,000	\$ 4,500,000	Preferred Stock w/ Exercised Warrants				
	1/30/2009	Legacy Bancorp, Inc.	Milwaukee	WI	Preferred Stock	\$ 5,498,000	Par	10/19/2011 ⁴	\$ 1,500,000	\$ 3,000,000	Preferred Stock w/ Exercised Warrants				
2	1/30/2009	First Southern Bancorp, Inc.	Boca Raton	FL	Preferred Stock w/ Exercised Warrants	\$ 10,900,000	Par	6/16/2010 ⁴	\$ 10,900,000	\$ 0	Preferred Stock ²	6/16/2010	Preferred Stock ^{2,7}	R	\$ 545,000
2	1/30/2009	Country Bank Shares, Inc.	Milford	NE	Preferred Stock w/ Exercised Warrants	\$ 7,525,000	Par								
2, 49	1/30/2009	Katahdin Bankshares Corp.	Houlton	ME	Preferred Stock w/ Exercised Warrants	\$ 10,449,000	Par	8/18/2011 ⁴⁹	\$ 10,449,000	\$ 0	Preferred Stock ²	8/18/2011	Preferred Stock ^{2,7}	R	\$ 522,000
2	1/30/2009	Rogers Bancshares, Inc.	Little Rock	AR	Preferred Stock w/ Exercised Warrants	\$ 25,000,000	Par								
2, 49	1/30/2009	UBT Bancshares, Inc.	Marysville	KS	Preferred Stock w/ Exercised Warrants	\$ 8,950,000	Par	8/11/2011 ⁴⁹	\$ 8,950,000	\$ 0	Preferred Stock ²	8/11/2011	Preferred Stock ^{2,7}	R	\$ 450,000
2	1/30/2009	Bankers' Bank of the West Bancorp, Inc.	Denver	CO	Preferred Stock w/ Exercised Warrants	\$ 12,639,000	Par								
2, 50	1/30/2009	W.T.B. Financial Corporation	Spokane	WA	Preferred Stock w/ Exercised Warrants	\$ 110,000,000	Par	9/15/2011 ⁵⁰	\$ 110,000,000	\$ 0	Preferred Stock ²	9/15/2011	Preferred Stock ^{2,7}	R	\$ 5,500,000
2, 50	1/30/2009	AMB Financial Corp.	Munster	IN	Preferred Stock w/ Exercised Warrants	\$ 3,674,000	Par	9/22/2011 ⁵⁰	\$ 3,674,000	\$ 0	Preferred Stock ²	9/22/2011	Preferred Stock ^{2,7}	R	\$ 184,000
2	1/30/2009	Goldwater Bank, N.A.	Scottsdale	AZ	Preferred Stock w/ Exercised Warrants	\$ 2,568,000	Par								
2, 49	1/30/2009	Equity Bancshares, Inc.	Wichita	KS	Preferred Stock w/ Exercised Warrants	\$ 8,750,000	Par	8/11/2011 ⁴⁹	\$ 8,750,000	\$ 0	Preferred Stock ²	8/11/2011	Preferred Stock ^{2,7}	R	\$ 438,000
2, 13 - 10/30/2009, 49	1/30/2009	WashingtonFirst Bankshares, Inc. (WashingtonFirst Bank)	Reston	VA	Preferred Stock w/ Exercised Warrants	\$ 6,633,000	Par	8/4/2011 ⁴⁹	\$ 6,633,000	\$ 0	Preferred Stock ²	8/4/2011	Preferred Stock ^{2,7}	R	\$ 332,000
2	1/30/2009	Central Bancshares, Inc.	Houston	TX	Preferred Stock w/ Exercised Warrants	\$ 5,800,000	Par	7/6/2011 ⁴	\$ 5,800,000	\$ 0	Preferred Stock ²	7/6/2011	Preferred Stock ^{2,7}	R	\$ 290,000
2	1/30/2009	Hilltop Community Bancorp, Inc.	Summit	NJ	Preferred Stock w/ Exercised Warrants	\$ 4,000,000	Par	4/21/2010 ⁴	\$ 4,000,000	\$ 0	Preferred Stock ²	4/21/2010	Preferred Stock ^{2,7}	R	\$ 200,000
2, 49	1/30/2009	Northway Financial, Inc.	Berlin	NH	Preferred Stock w/ Exercised Warrants	\$ 10,000,000	Par	9/15/2011 ⁴⁹	\$ 10,000,000	\$ 0	Preferred Stock ²	9/15/2011	Preferred Stock ^{2,7}	R	\$ 500,000

Footnote	Purchase Date	Seller			Purchase Details			Capital Repayment Details		Treasury Investment Remaining After Capital Repayment		Final Disposition			
		Name of Institution	City	State	Investment Description	Investment Amount	Pricing Mechanism	Capital Repayment Date	Capital Repayment Amount (Loss) 6	Remaining Capital Amount	Remaining Investment Description	Final Disposition Date	Disposition Investment Description	15	Final Disposition Proceeds
2, 49	1/30/2009	Monument Bank	Bethesda	MD	Preferred Stock w/ Exercised Warrants	\$ 4,734,000	Par	8/11/2011 ⁴⁹	\$ 4,734,000	\$ 0	Preferred Stock ²	8/11/2011	Preferred Stock ^{2,7}	R	\$ 237,000
2	1/30/2009	Metro City Bank	Doraville	GA	Preferred Stock w/ Exercised Warrants	\$ 7,700,000	Par								
2	1/30/2009	F & M Bancshares, Inc.	Trezevant	TN	Preferred Stock w/ Exercised Warrants	\$ 4,609,000	Par								
2, 50	1/30/2009	First Resource Bank	Exton	PA	Preferred Stock w/ Exercised Warrants	\$ 2,600,000	Par	9/15/2011 ⁵⁰	\$ 2,600,000	\$ 0	Preferred Stock ²	9/15/2011	Preferred Stock ^{2,7}	R	\$ 130,000
	2/6/2009	MidWestOne Financial Group, Inc.	Iowa City	IA	Preferred Stock w/ Warrants	\$ 16,000,000	Par	7/6/2011 ⁴	\$ 16,000,000	\$ 0	Warrants	7/27/2011	Warrants	R	\$ 1,000,000
	2/6/2009	Lakeland Bancorp, Inc.	Oak Ridge	NJ	Preferred Stock w/ Warrants	\$ 59,000,000	Par	8/4/2010 ⁴	\$ 20,000,000	\$ 39,000,000	Preferred Stock w/ Warrants				
	2/6/2009	Monarch Community Bancorp, Inc.	Coldwater	MI	Preferred Stock w/ Warrants	\$ 6,785,000	Par	3/16/2011 ⁴	\$ 20,000,000	\$ 19,000,000	Preferred Stock w/ Warrants				
	2/6/2009	The First Bancshares, Inc.	Hattiesburg	MS	Preferred Stock w/ Warrants	\$ 5,000,000	Par	9/29/2010 ⁴	\$ 5,000,000	\$ 0	Warrants				
30 - 9/29/2010	2/6/2009	Carolina Trust Bank	Lincolnton	NC	Preferred Stock w/ Warrants	\$ 4,000,000	Par								
	2/6/2009	Alaska Pacific Bancshares, Inc.	Juneau	AK	Preferred Stock w/ Warrants	\$ 4,781,000	Par								
3, 30 - 8/13/2010	2/6/2009	PGB Holdings, Inc.	Chicago	IL	Preferred Stock	\$ 3,000,000	Par	8/13/2010 ⁴	\$ 3,000,000	\$ 0	N/A	N/A	N/A	-	N/A
2	2/6/2009	The Freeport State Bank	Harper	KS	Preferred Stock w/ Exercised Warrants	\$ 301,000	Par								
2	2/6/2009	Stockmens Financial Corporation	Rapid City	SD	Preferred Stock w/ Exercised Warrants	\$ 15,568,000	Par	1/14/2011 ⁴	\$ 4,000,000	\$ 11,568,000	Preferred Stock ²	3/16/2011	Preferred Stock ^{2,7}	R	\$ 778,000
2	2/6/2009	US Metro Bank	Garden Grove	CA	Preferred Stock w/ Exercised Warrants	\$ 2,861,000	Par	3/16/2011 ⁴	\$ 11,568,000	\$ 0	Preferred Stock ²				
2	2/6/2009	First Express of Nebraska, Inc.	Gering	NE	Preferred Stock w/ Exercised Warrants	\$ 5,000,000	Par								
2, 49	2/6/2009	Mercantile Capital Corp.	Boston	MA	Preferred Stock w/ Exercised Warrants	\$ 3,500,000	Par	8/4/2011 ⁴⁹	\$ 3,500,000	\$ 0	Preferred Stock ²	8/4/2011	Preferred Stock ^{2,7}	R	\$ 175,000
2	2/6/2009	Citizens Commerce Bancshares, Inc.	Versailles	KY	Preferred Stock w/ Exercised Warrants	\$ 6,300,000	Par								
3, 30 - 9/24/2010	2/6/2009	Liberty Financial Services, Inc.	New Orleans	LA	Preferred Stock	\$ 5,645,000	Par	9/24/2010 ⁴	\$ 5,645,000	\$ 0	N/A	N/A	N/A	-	N/A
2	2/6/2009	Lone Star Bank	Houston	TX	Preferred Stock w/ Exercised Warrants	\$ 3,072,000	Par								
18	2/6/2009	Union First Market Bankshares Corporation (First Market Bank, FSB)	Bowling Green	VA	Preferred Stock	\$ 33,900,000	Par								
2, 49	2/6/2009	Banner County Bancorporation	Harrisburg	NE	Preferred Stock w/ Exercised Warrants	\$ 795,000	Par	7/28/2011 ⁴⁹	\$ 795,000	\$ 0	Preferred Stock ²	7/28/2011	Preferred Stock ^{2,7}	R	\$ 40,000
2, 49	2/6/2009	Centrix Bank & Trust	Bedford	NH	Preferred Stock w/ Exercised Warrants	\$ 7,500,000	Par	7/28/2011 ⁴⁹	\$ 7,500,000	\$ 0	Preferred Stock ²	7/28/2011	Preferred Stock ^{2,7}	R	\$ 375,000
2	2/6/2009	Todd Bancshares, Inc.	Hopkinsville	KY	Preferred Stock w/ Exercised Warrants	\$ 4,000,000	Par								
2	2/6/2009	Georgia Commerce Bancshares, Inc.	Atlanta	GA	Preferred Stock w/ Exercised Warrants	\$ 8,700,000	Par	2/16/2011 ⁴	\$ 8,700,000	\$ 0	Preferred Stock ²	2/16/2011	Preferred Stock ^{2,7}	R	\$ 435,000
2, 50	2/6/2009	First Bank of Charleston, Inc.	Charleston	WV	Preferred Stock w/ Exercised Warrants	\$ 3,345,000	Par	7/21/2011 ⁵⁰	\$ 3,345,000	\$ 0	Preferred Stock ²	7/21/2011	Preferred Stock ^{2,7}	R	\$ 167,000
2	2/6/2009	F & M Financial Corporation	Salisbury	NC	Preferred Stock w/ Exercised Warrants	\$ 17,000,000	Par								
2, 34	2/6/2009	The Bank of Currituck	Moyock	NC	Preferred Stock w/ Exercised Warrants	\$ 4,021,000	Par	12/3/2010 ³⁴	\$ 1,742,850	\$ 0	N/A	N/A	N/A	-	N/A
2	2/6/2009	CedarStone Bank	Lebanon	TN	Preferred Stock w/ Exercised Warrants	\$ 3,564,000	Par								
2	2/6/2009	Community Holding Company of Florida, Inc.	Miramar Beach	FL	Preferred Stock w/ Exercised Warrants	\$ 1,050,000	Par								
2	2/6/2009	Hyperion Bank	Philadelphia	PA	Preferred Stock w/ Exercised Warrants	\$ 1,552,000	Par								
2, 13 - 2/10/2010	2/6/2009	Pascack Bancorp, Inc. (Pascack Community Bank)	Westwood	NJ	Preferred Stock w/ Exercised Warrants	\$ 3,756,000	Par	10/19/2011 ⁴	\$ 3,756,000	\$ 0	Preferred Stock ²	10/19/2011	Preferred Stock ^{2,7}	R	\$ 188,000
2	2/6/2009	First Western Financial, Inc.	Denver	CO	Preferred Stock w/ Exercised Warrants	\$ 8,559,000	Par								
49	2/13/2009	QCR Holdings, Inc.	Moline	IL	Preferred Stock w/ Warrants	\$ 38,237,000	Par	9/15/2011 ⁴⁹	\$ 38,237,000	\$ 0	Warrants				
	2/13/2009	Westamerica Bancorporation	San Rafael	CA	Preferred Stock w/ Warrants	\$ 83,726,000	Par	9/2/2009 ⁴	\$ 41,863,000	\$ 41,863,000	Preferred Stock w/ Warrants				
								11/18/2009 ⁴	\$ 41,863,000	\$ 0	Warrants				
	2/13/2009	The Bank of Kentucky Financial Corporation	Crestview Hills	KY	Preferred Stock w/ Warrants	\$ 34,000,000	Par	12/22/2010 ⁴	\$ 17,000,000	\$ 17,000,000	Preferred Stock w/ Warrants				
	2/13/2009	PremierWest Bancorp	Medford	OR	Preferred Stock w/ Warrants	\$ 41,400,000	Par								
	2/13/2009	Carrollton Bancorp	Baltimore	MD	Preferred Stock w/ Warrants	\$ 9,201,000	Par								
58 - 10/21/2011	2/13/2009	FNB United Corp.	Asheboro	NC	Common Stock w/ Warrants	\$ 51,500,000	Par								
2, 49	2/13/2009	First Menasha Bancshares, Inc.	Neenah	WI	Preferred Stock w/ Exercised Warrants	\$ 4,797,000	Par	9/15/2011 ⁴⁹	\$ 4,797,000	\$ 0	Preferred Stock ²	9/15/2011	Preferred Stock ^{2,7}	R	\$ 240,000
2, 49	2/13/2009	1st Enterprise Bank	Los Angeles	CA	Preferred Stock w/ Exercised Warrants	\$ 4,400,000	Par	9/1/2011 ⁴⁹	\$ 4,400,000	\$ 0	Preferred Stock ²	9/1/2011	Preferred Stock ^{2,7}	R	\$ 220,000
2	2/13/2009	DeSoto County Bank	Horn Lake	MS	Preferred Stock w/ Exercised Warrants	\$ 1,173,000	Par								
2	2/13/2009	Security Bancshares of Pulaski County, Inc.	Waynesville	MO	Preferred Stock w/ Exercised Warrants	\$ 2,152,000	Par								
2, 30 - 9/29/2010	2/13/2009	State Capital Corporation	Greenwood	MS	Preferred Stock w/ Exercised Warrants	\$ 15,000,000	Par	9/29/2010 ⁴	\$ 15,000,000	\$ 0	Preferred Stock ²	9/29/2010	Preferred Stock ^{2,7, 30a}	R	\$ 750,000
2	2/13/2009	BankGreenville	Greenville	SC	Preferred Stock w/ Exercised Warrants	\$ 1,000,000	Par								
2	2/13/2009	Corning Savings and Loan Association	Coming	AR	Preferred Stock w/ Exercised Warrants	\$ 638,000	Par								
2, 50	2/13/2009	Financial Security Corporation	Basin	WY	Preferred Stock w/ Exercised Warrants	\$ 5,000,000	Par	7/21/2011 ⁵⁰	\$ 5,000,000	\$ 0	Preferred Stock ²	7/21/2011	Preferred Stock ^{2,7}	R	\$ 250,000
2	2/13/2009	ColoEast Bankshares, Inc.	Lamar	CO	Preferred Stock w/ Exercised Warrants	\$ 10,000,000	Par								
2	2/13/2009	Santa Clara Valley Bank, N.A.	Santa Paula	CA	Preferred Stock w/ Exercised Warrants	\$ 2,900,000	Par								
2	2/13/2009	Reliance Bancshares, Inc.	Frontenac	MO	Preferred Stock w/ Exercised Warrants	\$ 40,000,000	Par								
2	2/13/2009	Regional Bankshares, Inc.	Hartsville	SC	Preferred Stock w/ Exercised Warrants	\$ 1,500,000	Par								
2, 62	2/13/2009	Peoples Bancorp	Lynden	WA	Preferred Stock w/ Exercised Warrants	\$ 18,000,000	Par	8/3/2011 ⁶²	\$ 18,000,000	\$ 0	Preferred Stock ²	8/3/2011	Preferred Stock ^{2,7}	R	\$ 900,000
2, 30 - 9/24/2010	2/13/2009	First Choice Bank	Cerritos	CA	Preferred Stock w/ Exercised Warrants	\$ 2,200,000	Par	9/24/2010 ⁴	\$ 2,200,000	\$ 0	N/A	9/24/2010	Preferred Stock ^{2,7, 30a}	R	\$ 110,000
2	2/13/2009	Gregg Bancshares, Inc.	Ozark	MO	Preferred Stock w/ Exercised Warrants	\$ 825,000	Par								
2	2/13/2009	Hometown Bancshares, Inc.	Corbin	KY	Preferred Stock w/ Exercised Warrants	\$ 1,900,000	Par								
2	2/13/2009	Midwest Regional Bancorp, Inc.	Festus	MO	Preferred Stock w/ Exercised Warrants	\$ 700,000	Par	11/10/2009 ⁴	\$ 700,000	\$ 0	Preferred Stock ²	11/10/2009	Preferred Stock ^{2,7}	R	\$ 35,000
2, 49	2/13/2009	Bern Bancshares, Inc.	Bern	KS	Preferred Stock w/ Exercised Warrants	\$ 985,000	Par	9/1/2011 ⁴⁹	\$ 985,000	\$ 0	Preferred Stock ²	9/1/2011	Preferred Stock ^{2,7}	R	\$ 50,000
2	2/13/2009	Northwest Bancorporation, Inc.	Spokane	WA	Preferred Stock w/ Exercised Warrants	\$ 10,500,000	Par								
2, 50	2/13/2009	Liberty Bancshares, Inc.	Springfield	MO	Preferred Stock w/ Exercised Warrants	\$ 21,900,000	Par	8/18/2011 ⁵⁰	\$ 21,900,000	\$ 0	Preferred Stock ²	8/18/2011	Preferred Stock ^{2,7}	R	\$ 1,095,000
2	2/13/2009	F&M Financial Corporation	Clarksville	TN	Preferred Stock w/ Exercised Warrants	\$ 17,243,000	Par								
2	2/13/2009	Meridian Bank	Devon	PA	Preferred Stock w/ Exercised Warrants	\$ 6,200,000	Par								

Footnote	Purchase Date	Seller			Purchase Details			Capital Repayment Details		Treasury Investment Remaining After Capital Repayment		Final Disposition		
		Name of Institution	City	State	Investment Description	Investment Amount	Pricing Mechanism	Capital Repayment Date	Capital Repayment Amount (Loss) 6	Remaining Capital Amount	Remaining Investment Description	Final Disposition Date	Disposition Investment Description	Final Disposition Proceeds
2	2/13/2009	Northwest Commercial Bank	Lakewood	WA	Preferred Stock w/ Exercised Warrants	\$ 1,992,000	Par							
	2/20/2009	Royal Bancshares of Pennsylvania, Inc.	Narberth	PA	Preferred Stock w/ Warrants	\$ 30,407,000	Par							
27, 49, 50	2/20/2009	First Merchants Corporation	Muncie	IN	Preferred Stock w/ Warrants	\$ 69,600,000	Par	9/22/2011 ⁵⁰	\$ 69,600,000	\$ 0	Warrants			
	2/20/2009	Trust Preferred Securities w/ Warrants			\$ 46,400,000	Par	9/22/2011 ⁴⁹	\$ 46,400,000	\$ 0	Warrants				
	2/20/2009	Northern States Financial Corporation	Waukegan	IL	Preferred Stock w/ Warrants	\$ 17,211,000	Par							
2, 25	2/20/2009	Sonoma Valley Bancorp	Sonoma	CA	Preferred Stock w/ Exercised Warrants	\$ 8,653,000	Par							
2, 50	2/20/2009	Guaranty Bancorp, Inc.	Woodsville	NH	Preferred Stock w/ Exercised Warrants	\$ 6,920,000	Par	9/15/2011 ⁵⁰	\$ 6,920,000	\$ 0	Preferred Stock ²	9/15/2011	Preferred Stock ^{2,7}	R \$ 346,000
2, 49	2/20/2009	The Private Bank of California	Los Angeles	CA	Preferred Stock w/ Exercised Warrants	\$ 5,450,000	Par	9/1/2011 ⁴⁹	\$ 5,450,000	\$ 0	Preferred Stock ²	9/1/2011	Preferred Stock ^{2,7}	R \$ 273,000
2, 30 - 9/29/2010	2/20/2009	Lafayette Bancorp, Inc.	Oxford	MS	Preferred Stock w/ Exercised Warrants	\$ 1,998,000	Par	9/29/2010 ⁴	\$ 1,998,000	\$ 0	Preferred Stock ²	9/29/2010	Preferred Stock ^{2,7, 30a}	R \$ 100,000
2	2/20/2009	Liberty Shares, Inc.	Hinesville	GA	Preferred Stock w/ Exercised Warrants	\$ 17,280,000	Par							
2	2/20/2009	White River Bancshares Company	Fayetteville	AR	Preferred Stock w/ Exercised Warrants	\$ 16,800,000	Par							
2	2/20/2009	United American Bank	San Mateo	CA	Preferred Stock w/ Exercised Warrants	\$ 8,700,000	Par							
2	2/20/2009	Crazy Woman Creek Bancorp, Inc.	Buffalo	WY	Preferred Stock w/ Exercised Warrants	\$ 3,100,000	Par							
2	2/20/2009	First Priority Financial Corp.	Malvern	PA	Preferred Stock w/ Exercised Warrants	\$ 4,579,000	Par							
2	2/20/2009	Mid-Wisconsin Financial Services, Inc.	Medford	WI	Preferred Stock w/ Exercised Warrants	\$ 10,000,000	Par							
2	2/20/2009	Market Bancorporation, Inc.	New Market	MN	Preferred Stock w/ Exercised Warrants	\$ 2,060,000	Par							
2	2/20/2009	Hometown Bancorp of Alabama, Inc.	Oneonta	AL	Preferred Stock w/ Exercised Warrants	\$ 3,250,000	Par							
2, 49	2/20/2009	Security State Bancshares, Inc.	Charleston	MO	Preferred Stock w/ Exercised Warrants	\$ 12,500,000	Par	9/22/2011 ⁴⁹	\$ 12,500,000	\$ 0	Preferred Stock ²	9/22/2011	Preferred Stock ^{2,7}	R \$ 625,000
2	2/20/2009	CBB Bancorp	Cartersville	GA	Preferred Stock w/ Exercised Warrants	\$ 2,644,000	Par							
2, 30 - 9/29/2010	2/20/2009	BancPlus Corporation	Ridgeland	MS	Preferred Stock w/ Exercised Warrants	\$ 48,000,000	Par	9/29/2010 ⁴	\$ 48,000,000	\$ 0	Preferred Stock ²	9/29/2010	Preferred Stock ^{2,7, 30a}	R \$ 2,400,000
2	2/20/2009	Central Community Corporation	Temple	TX	Preferred Stock w/ Exercised Warrants	\$ 22,000,000	Par							
2	2/20/2009	First BancTrust Corporation	Paris	IL	Preferred Stock w/ Exercised Warrants	\$ 7,350,000	Par							
2	2/20/2009	Premier Service Bank	Riverside	CA	Preferred Stock w/ Exercised Warrants	\$ 4,000,000	Par							
2, 49	2/20/2009	Florida Business BancGroup, Inc.	Tampa	FL	Preferred Stock w/ Exercised Warrants	\$ 9,495,000	Par	9/22/2011 ⁴⁹	\$ 9,495,000	\$ 0	Preferred Stock ²	9/22/2011	Preferred Stock ^{2,7}	R \$ 475,000
2	2/20/2009	Hamilton State Bancshares	Hoschtion	GA	Preferred Stock w/ Exercised Warrants	\$ 7,000,000	Par	4/13/2011 ⁴	\$ 7,000,000	\$ 0	Preferred Stock ²	4/13/2011	Preferred Stock ^{2,7}	R \$ 350,000
	2/27/2009	Lakeland Financial Corporation	Warsaw	IN	Preferred Stock w/ Warrants	\$ 56,044,000	Par	6/9/2010 ⁵	\$ 56,044,000	\$ 0	Warrants			
30 - 9/29/2010	2/27/2009	First M&F Corporation	Kosciusko	MS	Preferred Stock w/ Warrants	\$ 30,000,000	Par	9/29/2010 ⁴	\$ 30,000,000	\$ 0	Warrants			
	2/27/2009	Southern First Bancshares, Inc.	Greenville	SC	Preferred Stock w/ Warrants	\$ 17,299,000	Par							
14, 57	2/27/2009	Integra Bank Corporation	Evansville	IN	Preferred Stock w/ Warrants	\$ 83,586,000	Par							
2	2/27/2009	Community First Inc.	Columbia	TN	Preferred Stock w/ Exercised Warrants	\$ 17,806,000	Par							
2, 49	2/27/2009	BNC Financial Group, Inc.	New Canaan	CT	Preferred Stock w/ Exercised Warrants	\$ 4,797,000	Par	8/4/2011 ⁴⁹	\$ 4,797,000	\$ 0	Preferred Stock ²	8/4/2011	Preferred Stock ^{2,7}	R \$ 240,000
2, 49	2/27/2009	California Bank of Commerce	Lafayette	CA	Preferred Stock w/ Exercised Warrants	\$ 4,000,000	Par	9/15/2011 ⁴⁹	\$ 4,000,000	\$ 0	Preferred Stock ²	9/15/2011	Preferred Stock ^{2,7}	R \$ 200,000
2, 49	2/27/2009	Columbine Capital Corp.	Buena Vista	CO	Preferred Stock w/ Exercised Warrants	\$ 2,260,000	Par	9/22/2011 ⁴⁹	\$ 2,260,000	\$ 0	Preferred Stock ²	9/22/2011	Preferred Stock ^{2,7}	R \$ 113,000
2	2/27/2009	National Bancshares, Inc.	Bettendorf	IA	Preferred Stock w/ Exercised Warrants	\$ 24,664,000	Par							
2	2/27/2009	First State Bank of Mobeetie	Mobeetie	TX	Preferred Stock w/ Exercised Warrants	\$ 731,000	Par	4/14/2010 ⁴	\$ 731,000	\$ 0	Preferred Stock ²	4/14/2010	Preferred Stock ^{2,7}	R \$ 37,000
2	2/27/2009	Ridgestone Financial Services, Inc.	Brookfield	WI	Preferred Stock w/ Exercised Warrants	\$ 10,900,000	Par							
2	2/27/2009	Community Business Bank	West Sacramento	CA	Preferred Stock w/ Exercised Warrants	\$ 3,976,000	Par							
2, 49	2/27/2009	D.L. Evans Bancorp	Burley	ID	Preferred Stock w/ Exercised Warrants	\$ 19,891,000	Par	9/27/2011 ⁴⁹	\$ 19,891,000	\$ 0	Preferred Stock ²	9/27/2011	Preferred Stock ^{2,7}	R \$ 995,000
2	2/27/2009	TriState Capital Holdings, Inc.	Pittsburgh	PA	Preferred Stock w/ Exercised Warrants	\$ 23,000,000	Par							
2	2/27/2009	Green City Bancshares, Inc.	Green City	MO	Preferred Stock w/ Exercised Warrants	\$ 651,000	Par	7/14/2010 ⁴	\$ 651,000	\$ 0	Preferred Stock ²	7/14/2010	Preferred Stock ^{2,7}	R \$ 33,000
2	2/27/2009	First Gothenburg Bancshares, Inc.	Gothenburg	NE	Preferred Stock w/ Exercised Warrants	\$ 7,570,000	Par							
2	2/27/2009	Green Circle Investments, Inc.	Clive	IA	Preferred Stock w/ Exercised Warrants	\$ 2,400,000	Par							
2	2/27/2009	Private Bancorporation, Inc.	Minneapolis	MN	Preferred Stock w/ Exercised Warrants	\$ 4,960,000	Par							
2, 49	2/27/2009	Regent Capital Corporation	Nowata	OK	Preferred Stock w/ Exercised Warrants	\$ 2,655,000	Par	7/21/2011 ⁴⁹	\$ 2,655,000	\$ 0	Preferred Stock ²	7/21/2011	Preferred Stock ^{2,7}	R \$ 133,000
2	2/27/2009	Central Bancorp, Inc.	Garland	TX	Preferred Stock w/ Exercised Warrants	\$ 22,500,000	Par							
2, 49	2/27/2009	Medallion Bank	Salt Lake City	UT	Preferred Stock w/ Exercised Warrants	\$ 11,800,000	Par	7/21/2011 ⁴⁹	\$ 11,800,000	\$ 0	Preferred Stock ²	7/21/2011	Preferred Stock ^{2,7}	R \$ 590,000
2, 30 - 9/29/2010	2/27/2009	PSB Financial Corporation	Many	LA	Preferred Stock w/ Exercised Warrants	\$ 9,270,000	Par	9/29/2010 ⁴	\$ 9,270,000	\$ 0	Preferred Stock ²	9/29/2010	Preferred Stock ^{2,7, 30a}	R \$ 464,000
2, 49	2/27/2009	Avenue Financial Holdings, Inc.	Nashville	TN	Preferred Stock w/ Exercised Warrants	\$ 7,400,000	Par	9/15/2011 ⁴⁹	\$ 7,400,000	\$ 0	Preferred Stock ²	9/15/2011	Preferred Stock ^{2,7}	R \$ 370,000
2, 49	2/27/2009	Howard Bancorp, Inc.	Elicott City	MD	Preferred Stock w/ Exercised Warrants	\$ 5,983,000	Par	9/22/2011 ⁴⁹	\$ 5,983,000	\$ 0	Preferred Stock ²	9/22/2011	Preferred Stock ^{2,7}	R \$ 299,000
2, 50	2/27/2009	FNB Bancorp	South San Francisco	CA	Preferred Stock w/ Exercised Warrants	\$ 12,000,000	Par	9/15/2011 ⁵⁰	\$ 12,000,000	\$ 0	Preferred Stock ²	9/15/2011	Preferred Stock ^{2,7}	R \$ 600,000
2, 13 - 12/4/2009, 49	2/27/2009	The Victory Bancorp, Inc. (The Victory Bank)	Limerick	PA	Preferred Stock w/ Exercised Warrants	\$ 541,000	Par	9/22/2011 ⁴⁹	\$ 541,000	\$ 0	Preferred Stock ²	9/22/2011	Preferred Stock ^{2,7}	R \$ 27,000
2, 49	2/27/2009	Catskill Hudson Bancorp, Inc.	Rock Hill	NY	Preferred Stock w/ Exercised Warrants	\$ 3,000,000	Par	7/21/2011 ⁴⁹	\$ 3,000,000	\$ 0	Preferred Stock ²	7/21/2011	Preferred Stock ^{2,7}	R \$ 150,000
2	2/27/2009	Midtown Bank & Trust Company	Atlanta	GA	Preferred Stock w/ Exercised Warrants	\$ 5,222,000	Par							
3/6/2009	3/6/2009	HCSB Financial Corporation	Lois	SC	Preferred Stock w/ Warrants	\$ 12,895,000	Par							
50	3/6/2009	First Busey Corporation	Urbana	IL	Preferred Stock w/ Warrants	\$ 100,000,000	Par	8/25/2011 ⁵⁰	\$ 100,000,000	\$ 0	Warrants			
42 - 5/3/2011	3/6/2009	First Federal Bancshares of Arkansas, Inc.	Harrison	AR	Preferred Stock w/ Warrants	\$ 16,500,000	Par	5/3/2011 ⁴²	\$ 6,000,000	\$ 0	N/A	N/A	N/A	N/A
3, 30 - 8/13/2010	3/6/2009	Citizens Bancshares Corporation	Atlanta	GA	Preferred Stock	\$ 7,462,000	Par	8/13/2010 ⁴	\$ 7,462,000	\$ 0	N/A	N/A	N/A	N/A
2	3/6/2009	ICB Financial	Ontario	CA	Preferred Stock w/ Exercised Warrants	\$ 6,000,000	Par							
2, 49	3/6/2009	First Texas BHC, Inc.	Fort Worth	TX	Preferred Stock w/ Exercised Warrants	\$ 13,533,000	Par	9/15/2011 ⁴⁹	\$ 13,533,000	\$ 0	Preferred Stock ²	9/15/2011	Preferred Stock ^{2,7}	R \$ 677,000
2	3/6/2009	Farmers & Merchants Bancshares, Inc.	Houston	TX	Preferred Stock w/ Exercised Warrants	\$ 11,000,000	Par							
2	3/6/2009	Blue Ridge Bancshares, Inc.	Independence	MO	Preferred Stock w/ Exercised Warrants	\$ 12,000,000	Par							
2	3/6/2009	First Reliance Bancshares, Inc.	Florence	SC	Preferred Stock w/ Exercised Warrants	\$ 15,349,000	Par							
2, 62	3/6/2009	Merchants and Planters Bancshares, Inc.	Toone	TN	Preferred Stock w/ Exercised Warrants	\$ 1,881,000	Par	9/7/2011 ⁶²	\$ 1,881,000	\$ 0	Preferred Stock ²	9/7/2011	Preferred Stock ^{2,7}	R \$ 94,000
2	3/6/2009	First Mountain Bancorporation, Inc.	Alamosa	CO	Preferred Stock w/ Exercised Warrants	\$ 5,500,000	Par							
2	3/6/2009	Germantown Capital Corporation, Inc.	Germantown	TN	Preferred Stock w/ Exercised Warrants	\$ 4,967,000	Par							
2, 49	3/6/2009	BOH Holdings, Inc.	Houston	TX	Preferred Stock w/ Exercised Warrants	\$ 10,000,000	Par	7/14/2011 ⁴⁹	\$ 10,000,000	\$ 0	Preferred Stock ²	7/14/2011	Preferred Stock ^{2,7}	R \$ 500,000

Footnote	Purchase Date	Seller			Purchase Details			Capital Repayment Details		Treasury Investment Remaining After Capital Repayment		Final Disposition		
		Name of Institution	City	State	Investment Description	Investment Amount	Pricing Mechanism	Capital Repayment Date	Capital Repayment Amount (Loss) 6	Remaining Capital Amount	Remaining Investment Description	Final Disposition Date	Disposition Investment Description	Final Disposition Proceeds
2, 49	3/6/2009	AmeriBank Holding Company	Collinsville	OK	Preferred Stock w/ Exercised Warrants	\$ 2,492,000	Par	9/15/2011 ⁴⁹	\$ 2,492,000	\$ 0	Preferred Stock ²	9/15/2011	Preferred Stock ^{2,7}	R \$ 125,000
2	3/6/2009	Highlands Independent Bancshares, Inc.	Sebring	FL	Preferred Stock w/ Exercised Warrants	\$ 6,700,000	Par							
2	3/6/2009	Pinnacle Bank Holding Company, Inc.	Orange City	FL	Preferred Stock w/ Exercised Warrants	\$ 4,389,000	Par							
2	3/6/2009	Blue River Bancshares, Inc.	Shelbyville	IN	Preferred Stock w/ Exercised Warrants	\$ 5,000,000	Par							
2	3/6/2009	Marine Bank & Trust Company	Vero Beach	FL	Preferred Stock w/ Exercised Warrants	\$ 3,000,000	Par							
2	3/6/2009	Community Bancshares of Kansas, Inc.	Goff	KS	Preferred Stock w/ Exercised Warrants	\$ 500,000	Par							
2	3/6/2009	Regent Bancorp, Inc.	Davie	FL	Preferred Stock w/ Exercised Warrants	\$ 9,982,000	Par							
2	3/6/2009	Park Bancorporation, Inc.	Madison	WI	Preferred Stock w/ Exercised Warrants	\$ 23,200,000	Par							
2	3/6/2009	PeoplesSouth Bancshares, Inc.	Colquitt	GA	Preferred Stock w/ Exercised Warrants	\$ 12,325,000	Par							
	3/13/2009	First Place Financial Corp.	Warren	OH	Preferred Stock w/ Warrants	\$ 72,927,000	Par							
49	3/13/2009	Salisbury Bancorp, Inc.	Lakeville	CT	Preferred Stock w/ Warrants	\$ 8,816,000	Par	8/25/2011 ⁴⁹	\$ 8,816,000	\$ 0	Warrants			
49	3/13/2009	First Northern Community Bancorp	Dixon	CA	Preferred Stock w/ Warrants	\$ 17,390,000	Par	9/15/2011 ⁴⁹	\$ 17,390,000	\$ 0	Warrants			
	3/13/2009	Discover Financial Services	Riverwoods	IL	Preferred Stock w/ Warrants	\$ 1,224,558,000	Par	4/21/2010 ⁴	\$ 1,224,558,000	\$ 0	Warrants	7/7/2010	Warrants	R \$ 172,000,000
	3/13/2009	Provident Community Bancshares, Inc.	Rock Hill	SC	Preferred Stock w/ Warrants	\$ 9,266,000	Par							
3, 30 - 8/13/2010	3/13/2009	First American International Corp.	Brooklyn	NY	Preferred Stock	\$ 17,000,000	Par	8/13/2010 ⁴	\$ 17,000,000	\$ 0	N/A	N/A	N/A	- N/A
2, 49	3/13/2009	BancIndependent, Inc.	Sheffield	AL	Preferred Stock w/ Exercised Warrants	\$ 21,100,000	Par	7/14/2011 ⁴⁹	\$ 21,100,000	\$ 0	Preferred Stock ²	7/14/2011	Preferred Stock ^{2,7}	R \$ 1,055,000
2	3/13/2009	Haviland Bancshares, Inc.	Haviland	KS	Preferred Stock w/ Exercised Warrants	\$ 425,000	Par	12/29/2010 ⁴	\$ 425,000	\$ 0	Preferred Stock ²	12/29/2010	Preferred Stock ^{2,7}	R \$ 21,000
2	3/13/2009	1st United Bancorp, Inc.	Boca Raton	FL	Preferred Stock w/ Exercised Warrants	\$ 10,000,000	Par	11/18/2009 ⁴	\$ 10,000,000	\$ 0	Preferred Stock ²	11/18/2009	Preferred Stock ^{2,7}	R \$ 500,000
2	3/13/2009	Madison Financial Corporation	Richmond	KY	Preferred Stock w/ Exercised Warrants	\$ 3,370,000	Par							
2	3/13/2009	First National Corporation	Strasburg	VA	Preferred Stock w/ Exercised Warrants	\$ 13,900,000	Par							
2	3/13/2009	St. Johns Bancshares, Inc.	St. Louis	MO	Preferred Stock w/ Exercised Warrants	\$ 3,000,000	Par							
2	3/13/2009	Blackhawk Bancorp, Inc.	Beloit	WI	Preferred Stock w/ Exercised Warrants	\$ 10,000,000	Par							
2, 3a - 11/13/2009 - 30 - 9/3/2010	3/13/2009	IBW Financial Corporation	Washington	DC	Preferred Stock	\$ 6,000,000	Par	9/3/2010 ⁴	\$ 6,000,000	\$ 0	N/A	N/A	N/A	- N/A
2	3/13/2009	Butler Point, Inc.	Catlin	IL	Preferred Stock w/ Exercised Warrants	\$ 607,000	Par							
2	3/13/2009	Bank of George	Las Vegas	NV	Preferred Stock w/ Exercised Warrants	\$ 2,672,000	Par							
2, 50	3/13/2009	Moneytree Corporation	Lenoir City	TN	Preferred Stock w/ Exercised Warrants	\$ 9,516,000	Par	9/15/2011 ⁵⁰	\$ 9,516,000	\$ 0	Preferred Stock ²	9/15/2011	Preferred Stock ^{2,7}	R \$ 476,000
2, 49	3/13/2009	Sovereign Bancshares, Inc.	Dallas	TX	Preferred Stock w/ Exercised Warrants	\$ 18,215,000	Par	9/22/2011 ⁴⁹	\$ 18,215,000	\$ 0	Preferred Stock ²	9/22/2011	Preferred Stock ^{2,7}	R \$ 911,000
2	3/13/2009	First Intercontinental Bank	Doraville	GA	Preferred Stock w/ Exercised Warrants	\$ 6,398,000	Par							
	3/20/2009	Heritage Oaks Bancorp	Paso Robles	CA	Preferred Stock w/ Warrants	\$ 21,000,000	Par							
2, 49	3/20/2009	Community First Bancshares Inc.	Union City	TN	Preferred Stock w/ Exercised Warrants	\$ 20,000,000	Par	8/18/2011 ⁴⁹	\$ 20,000,000	\$ 0	Preferred Stock ²	8/18/2011	Preferred Stock ^{2,7}	R \$ 1,000,000
2, 49	3/20/2009	First NBC Bank Holding Company	New Orleans	LA	Preferred Stock w/ Exercised Warrants	\$ 17,836,000	Par	8/4/2011 ⁴⁹	\$ 17,836,000	\$ 0	Preferred Stock ²	8/4/2011	Preferred Stock ^{2,7}	R \$ 892,000
2, 49	3/20/2009	First Colebrook Bancorp, Inc.	Colebrook	NH	Preferred Stock w/ Exercised Warrants	\$ 4,500,000	Par	9/22/2011 ⁴⁹	\$ 4,500,000	\$ 0	Preferred Stock ²	9/22/2011	Preferred Stock ^{2,7}	R \$ 225,000
2	3/20/2009	Kirkville Bancorp, Inc.	Kirkville	MO	Preferred Stock w/ Exercised Warrants	\$ 470,000	Par							
2	3/20/2009	Peoples Bancshares of TN, Inc	Madisonville	TN	Preferred Stock w/ Exercised Warrants	\$ 3,900,000	Par							
2	3/20/2009	Premier Bank Holding Company	Tallahassee	FL	Preferred Stock w/ Exercised Warrants	\$ 9,500,000	Par							
2	3/20/2009	Citizens Bank & Trust Company	Covington	LA	Preferred Stock w/ Exercised Warrants	\$ 2,400,000	Par							
2	3/20/2009	Farmers & Merchants Financial Corporation	Argonia	KS	Preferred Stock w/ Exercised Warrants	\$ 442,000	Par							
2, 50	3/20/2009	Farmers State Bankshares, Inc.	Holton	KS	Preferred Stock w/ Exercised Warrants	\$ 700,000	Par	7/21/2011 ⁵⁰	\$ 700,000	\$ 0	Preferred Stock ²	7/21/2011	Preferred Stock ^{2,7}	R \$ 40,000
2, 49	3/27/2009	SBT Bancorp, Inc.	Simsbury	CT	Preferred Stock w/ Exercised Warrants	\$ 4,000,000	Par	8/11/2011 ⁴⁹	\$ 4,000,000	\$ 0	Preferred Stock ²	8/11/2011	Preferred Stock ^{2,7}	R \$ 200,000
2	3/27/2009	CSRA Bank Corp.	Wrens	GA	Preferred Stock w/ Exercised Warrants	\$ 2,400,000	Par							
2	3/27/2009	Trinity Capital Corporation	Los Alamos	NM	Preferred Stock w/ Exercised Warrants	\$ 35,539,000	Par							
2	3/27/2009	Clover Community Bankshares, Inc.	Clover	SC	Preferred Stock w/ Exercised Warrants	\$ 3,000,000	Par							
2	3/27/2009	Pathway Bancorp	Cairo	NE	Preferred Stock w/ Exercised Warrants	\$ 3,727,000	Par							
2	3/27/2009	Colonial American Bank	West Conshohocken	PA	Preferred Stock w/ Exercised Warrants	\$ 574,000	Par	10/26/2011 ⁴	\$ 574,000	\$ 0	Preferred Stock ²	10/26/2011	Preferred Stock ^{2,7}	R \$ 29,000
2	3/27/2009	MS Financial, Inc.	Kingwood	TX	Preferred Stock w/ Exercised Warrants	\$ 7,723,000	Par	10/19/2011 ⁴	\$ 7,723,000	\$ 0	Preferred Stock ²	10/19/2011	Preferred Stock ^{2,7}	R \$ 386,000
2, 49	3/27/2009	Triad Bancorp, Inc.	Frontenac	MO	Preferred Stock w/ Exercised Warrants	\$ 3,700,000	Par	9/22/2011 ⁴⁹	\$ 3,700,000	\$ 0	Preferred Stock ²	9/22/2011	Preferred Stock ^{2,7}	R \$ 185,000
2	3/27/2009	Alpine Banks of Colorado	Glenwood Springs	CO	Preferred Stock w/ Exercised Warrants	\$ 70,000,000	Par							
2	3/27/2009	Naples Bancorp, Inc.	Naples	FL	Preferred Stock w/ Exercised Warrants	\$ 4,000,000	Par							
2	3/27/2009	CBS Banc-Corp.	Russellville	AL	Preferred Stock w/ Exercised Warrants	\$ 24,300,000	Par							
2	3/27/2009	IBT Bancorp, Inc.	Irving	TX	Preferred Stock w/ Exercised Warrants	\$ 2,295,000	Par							
2	3/27/2009	Spirit BankCorp, Inc.	Bristow	OK	Preferred Stock w/ Exercised Warrants	\$ 30,000,000	Par							
2	3/27/2009	Maryland Financial Bank	Towson	MD	Preferred Stock w/ Exercised Warrants	\$ 1,700,000	Par							
	4/3/2009	First Capital Bancorp, Inc.	Glen Ellen	VA	Preferred Stock w/ Warrants	\$ 10,958,000	Par							
2, 3, 30 - 8/13/2010	4/3/2009	Tri-State Bank of Memphis	Memphis	TN	Preferred Stock	\$ 2,795,000	Par	8/13/2010 ⁴	\$ 2,795,000	\$ 0	N/A	N/A	N/A	- N/A
2, 50	4/3/2009	Fortune Financial Corporation	Arnold	MO	Preferred Stock w/ Exercised Warrants	\$ 3,100,000	Par	9/15/2011 ⁵⁰	\$ 3,100,000	\$ 0	Preferred Stock ²	9/15/2011	Preferred Stock ^{2,7}	R \$ 155,000
2	4/3/2009	BancStar, Inc.	Festus	MO	Preferred Stock w/ Exercised Warrants	\$ 8,600,000	Par							
2	4/3/2009	Titonka Bancshares, Inc.	Titonka	IA	Preferred Stock w/ Exercised Warrants	\$ 2,117,000	Par							
2	4/3/2009	Millennium Bancorp, Inc.	Edwards	CO	Preferred Stock w/ Exercised Warrants	\$ 7,260,000	Par							
2	4/3/2009	TriSummit Bank	Kingsport	TN	Preferred Stock w/ Exercised Warrants	\$ 2,765,000	Par							
2	4/3/2009	Prairie Star Bancshares, Inc.	Olathe	KS	Preferred Stock w/ Exercised Warrants	\$ 2,800,000	Par							
2	4/3/2009	Community First Bancshares, Inc.	Harrison	AR	Preferred Stock w/ Exercised Warrants	\$ 12,725,000	Par							
2	4/3/2009	BCB Holding Company, Inc.	Theodore	AL	Preferred Stock w/ Exercised Warrants	\$ 1,706,000	Par							
2, 3	4/10/2009	City National Bancshares Corporation	Newark	NJ	Preferred Stock	\$ 9,439,000	Par							
2	4/10/2009	First Business Bank, N.A.	San Diego	CA	Preferred Stock w/ Exercised Warrants	\$ 2,211,000	Par							
2	4/10/2009	SV Financial, Inc.	Sterling	IL	Preferred Stock w/ Exercised Warrants	\$ 4,000,000	Par	8/31/2011 ⁴	\$ 4,000,000	\$ 0	Preferred Stock ²	8/31/2011	Preferred Stock ^{2,7}	R \$ 200,000
2	4/10/2009	Capital Commerce Bancorp, Inc.	Milwaukee	WI	Preferred Stock w/ Exercised Warrants	\$ 5,100,000	Par							
2	4/10/2009	Metropolitan Capital Bancorp, Inc.	Chicago	IL	Preferred Stock w/ Exercised Warrants	\$ 2,040,000	Par							
	4/17/2009	Bank of the Carolinas Corporation	Mocksville	NC	Preferred Stock w/ Warrants	\$ 13,179,000	Par							

Footnote	Purchase Date	Seller			Purchase Details			Capital Repayment Details		Treasury Investment Remaining After Capital Repayment		Final Disposition		
		Name of Institution	City	State	Investment Description	Investment Amount	Pricing Mechanism	Capital Repayment Date	Capital Repayment Amount (Loss) 6	Remaining Capital Amount	Remaining Investment Description	Final Disposition Date	Disposition Investment Description	Final Disposition Proceeds
2, 49	4/17/2009	Penn Liberty Financial Corp.	Wayne	PA	Preferred Stock w/ Exercised Warrants	\$ 9,960,000	Par	9/1/2011 49	\$ 9,960,000	\$ 0	Preferred Stock 2	9/1/2011	Preferred Stock 2,7	R \$ 498,000
2, 52	4/17/2009	Tifton Banking Company	Tifton	GA	Preferred Stock w/ Exercised Warrants	\$ 3,800,000	Par							
2	4/17/2009	Patterson Bancshares, Inc	Patterson	LA	Preferred Stock w/ Exercised Warrants	\$ 3,690,000	Par							
2	4/17/2009	BNB Financial Services Corporation	New York	NY	Preferred Stock w/ Exercised Warrants	\$ 7,500,000	Par							
2	4/17/2009	Omega Capital Corp.	Lakewood	CO	Preferred Stock w/ Exercised Warrants	\$ 2,816,000	Par							
	4/24/2009	Mackinac Financial Corporation	Manistique	MI	Preferred Stock w/ Warrants	\$ 11,000,000	Par							
2, 49	4/24/2009	Birmingham Bloomfield Bancshares, Inc	Birmingham	MI	Preferred Stock w/ Exercised Warrants	\$ 1,635,000	Par	7/28/2011 49	\$ 1,635,000	\$ 0	Preferred Stock 2	7/28/2011	Preferred Stock 2,7	R \$ 82,000
2	4/24/2009	Vision Bank - Texas	Richardson	TX	Preferred Stock w/ Exercised Warrants	\$ 1,500,000	Par							
2	4/24/2009	Oregon Bancorp, Inc.	Salem	OR	Preferred Stock w/ Exercised Warrants	\$ 3,216,000	Par							
2	4/24/2009	Peoples Bancorporation, Inc.	Easley	SC	Preferred Stock w/ Exercised Warrants	\$ 12,660,000	Par							
2	4/24/2009	Indiana Bank Corp.	Dana	IN	Preferred Stock w/ Exercised Warrants	\$ 1,312,000	Par							
2	4/24/2009	Business Bancshares, Inc.	Clayton	MO	Preferred Stock w/ Exercised Warrants	\$ 15,000,000	Par							
2	4/24/2009	Standard Bancshares, Inc.	Hickory Hills	IL	Preferred Stock w/ Exercised Warrants	\$ 60,000,000	Par							
2, 50	4/24/2009	York Traditions Bank	York	PA	Preferred Stock w/ Exercised Warrants	\$ 4,871,000	Par	7/14/2011 50	\$ 4,871,000	\$ 0	Preferred Stock 2	7/14/2011	Preferred Stock 2,7	R \$ 244,000
2, 49	4/24/2009	Grand Capital Corporation	Tulsa	OK	Preferred Stock w/ Exercised Warrants	\$ 4,000,000	Par	9/8/2011 49	\$ 4,000,000	\$ 0	Preferred Stock 2	9/8/2011	Preferred Stock 2,7	R \$ 200,000
2	4/24/2009	Allied First Bancorp, Inc.	Oswego	IL	Preferred Stock w/ Exercised Warrants	\$ 3,652,000	Par							
8	4/24/2009	Frontier Bancshares, Inc.	Austin	TX	Subordinated Debentures w/ Exercised Warrants	\$ 3,000,000	Par	11/24/2009 4	\$ 1,600,000	\$ 1,400,000	Subordinated Debentures 5	10/6/2010	Subordinated Debentures 8	7 R \$ 150,000
	5/1/2009	Village Bank and Trust Financial Corp	Midlothian	VA	Preferred Stock w/ Warrants	\$ 14,738,000	Par	10/6/2010 4	\$ 1,400,000	\$ 0	Subordinated Debentures 5			
2	5/1/2009	CenterBank	Millford	OH	Preferred Stock w/ Exercised Warrants	\$ 2,250,000	Par							
2	5/1/2009	Georgia Primary Bank	Atlanta	GA	Preferred Stock w/ Exercised Warrants	\$ 4,500,000	Par							
2, 50	5/1/2009	Union Bank & Trust Company	Oxford	NC	Preferred Stock w/ Exercised Warrants	\$ 3,194,000	Par	9/22/2011 50	\$ 3,194,000	\$ 0	Preferred Stock 2	9/22/2011	Preferred Stock 2,7	R \$ 160,000
2	5/1/2009	HPK Financial Corporation	Chicago	IL	Preferred Stock w/ Exercised Warrants	\$ 4,000,000	Par							
8	5/1/2009	OSB Financial Services, Inc.	Orange	TX	Subordinated Debentures w/ Exercised Warrants	\$ 6,100,000	Par	10/5/2011 4	\$ 6,100,000	\$ 0	Subordinated Debentures 5	10/5/2011	Subordinated Debentures 8	7 R \$ 305,000
8	5/1/2009	Security State Bank Holding-Company	Jamestown	ND	Subordinated Debentures w/ Exercised Warrants	\$ 10,750,000	Par							
2, 13 - 8/31/2010, 49	5/8/2009	Highlands Bancorp, Inc. (Highlands State Bank)	Vernon	NJ	Preferred Stock w/ Exercised Warrants	\$ 3,091,000	Par	9/22/2011 49	\$ 3,091,000	\$ 0	Preferred Stock 2	9/22/2011	Preferred Stock 2,7	R \$ 155,000
2, 56	5/8/2009	One Georgia Bank	Atlanta	GA	Preferred Stock w/ Exercised Warrants	\$ 5,500,000	Par							
2	5/8/2009	Gateway Bancshares, Inc.	Ringgold	GA	Preferred Stock w/ Exercised Warrants	\$ 6,000,000	Par							
8	5/8/2009	Freeport Bancshares, Inc.	Freeport	IL	Subordinated Debentures w/ Exercised Warrants	\$ 3,000,000	Par							
8	5/8/2009	Investors Financial Corporation of Pettis County, Inc.	Sedalia	MO	Subordinated Debentures w/ Exercised Warrants	\$ 4,000,000	Par							
8, 49	5/8/2009	Sword Financial Corporation	Horicon	WI	Subordinated Debentures w/ Exercised Warrants	\$ 13,644,000	Par	9/15/2011 49	\$ 13,644,000	\$ 0	Subordinated Debentures 5	9/15/2011	Subordinated Debentures 8	7 R \$ 682,000
3, 8, 30 - 8/13/2010	5/8/2009	Premier Bancorp, Inc.	Wilmette	IL	Subordinated Debentures	\$ 6,784,000	Par	8/13/2010 4	\$ 6,784,000	\$ 0	N/A	N/A	N/A	- N/A
	5/15/2009	Mercantile Bank Corporation	Grand Rapids	MI	Preferred Stock w/ Warrants	\$ 21,000,000	Par							
2	5/15/2009	Northern State Bank	Closter	NJ	Preferred Stock w/ Exercised Warrants	\$ 1,341,000	Par							
2	5/15/2009	Western Reserve Bancorp, Inc	Medina	OH	Preferred Stock w/ Exercised Warrants	\$ 4,700,000	Par							
2	5/15/2009	Community Financial Shares, Inc.	Glen Ellyn	IL	Preferred Stock w/ Exercised Warrants	\$ 6,970,000	Par							
2	5/15/2009	Worthington Financial Holdings, Inc.	Huntsville	AL	Preferred Stock w/ Exercised Warrants	\$ 2,720,000	Par							
2	5/15/2009	First Community Bancshares, Inc	Overland Park	KS	Preferred Stock w/ Exercised Warrants	\$ 14,800,000	Par							
2, 50	5/15/2009	Southern Heritage Bancshares, Inc.	Cleveland	TN	Preferred Stock w/ Exercised Warrants	\$ 4,862,000	Par	9/8/2011	\$ 4,862,000	\$ 0	Preferred Stock 2	9/8/2011	Preferred Stock 2,7	R \$ 243,000
2	5/15/2009	Foresight Financial Group, Inc.	Rockford	IL	Preferred Stock w/ Exercised Warrants	\$ 15,000,000	Par							
3, 8, 30 - 9/10/2010	5/15/2009	IBC Bancorp, Inc.	Chicago	IL	Subordinated Debentures	\$ 4,205,000	Par	9/10/2010 4	\$ 4,205,000	\$ 0	N/A	N/A	N/A	- N/A
8	5/15/2009	Boscobel Bancorp, Inc	Boscobel	WI	Subordinated Debentures w/ Exercised Warrants	\$ 5,586,000	Par							
8	5/15/2009	Brogan Bankshares, Inc.	Kaukauna	WI	Subordinated Debentures w/ Exercised Warrants	\$ 2,400,000	Par							
8	5/15/2009	Riverside Bancshares, Inc.	Little Rock	AR	Subordinated Debentures w/ Exercised Warrants	\$ 1,100,000	Par							
8, 49	5/15/2009	Deerfield Financial Corporation	Deerfield	WI	Subordinated Debentures w/ Exercised Warrants	\$ 2,639,000	Par	9/8/2011 49	\$ 2,639,000	\$ 0	Subordinated Debentures 5	9/8/2011	Subordinated Debentures 8	7 R \$ 132,000
8	5/15/2009	Market Street Bancshares, Inc.	Mt. Vernon	IL	Subordinated Debentures w/ Exercised Warrants	\$ 20,300,000	Par							
2, 49	5/22/2009	The Landrum Company	Columbia	MO	Preferred Stock w/ Exercised Warrants	\$ 15,000,000	Par	8/18/2011 49	\$ 15,000,000	\$ 0	Preferred Stock 2	8/18/2011	Preferred Stock 2,7	R \$ 750,000
2	5/22/2009	First Advantage Bancshares Inc.	Coon Rapids	MN	Preferred Stock w/ Exercised Warrants	\$ 1,177,000	Par							
2	5/22/2009	Fort Lee Federal Savings Bank	Fort Lee	NJ	Preferred Stock w/ Exercised Warrants	\$ 1,300,000	Par							
2	5/22/2009	Blackridge Financial, Inc.	Fargo	ND	Preferred Stock w/ Exercised Warrants	\$ 5,000,000	Par							
2, 49	5/22/2009	Illinois State Bancorp, Inc.	Chicago	IL	Preferred Stock w/ Exercised Warrants	\$ 6,272,000	Par	9/22/2011 49	\$ 6,272,000	\$ 0	Preferred Stock 2	9/22/2011	Preferred Stock 2,7	R \$ 314,000
2	5/22/2009	Universal Bancorp	Bloomfield	IN	Preferred Stock w/ Exercised Warrants	\$ 9,900,000	Par							
2	5/22/2009	Franklin Bancorp, Inc.	Washington	MO	Preferred Stock w/ Exercised Warrants	\$ 5,097,000	Par							
8	5/22/2009	Commonwealth Bancshares, Inc.	Louisville	KY	Subordinated Debentures w/ Exercised Warrants	\$ 20,400,000	Par							
8	5/22/2009	Premier Financial Corp	Dubuque	IA	Subordinated Debentures w/ Exercised Warrants	\$ 6,349,000	Par							
8	5/22/2009	F & C Bancorp, Inc.	Holden	MO	Subordinated Debentures w/ Exercised Warrants	\$ 2,993,000	Par							
8	5/22/2009	Diamond Bancorp, Inc.	Washington	MO	Subordinated Debentures w/ Exercised Warrants	\$ 20,445,000	Par							

Footnote	Purchase Date	Seller			Purchase Details			Capital Repayment Details		Treasury Investment Remaining After Capital Repayment		Final Disposition		
		Name of Institution	City	State	Investment Description	Investment Amount	Pricing Mechanism	Capital Repayment Date	Capital Repayment Amount (Loss) 6	Remaining Capital Amount	Remaining Investment Description	Final Disposition Date	Disposition Investment Description	15
8	5/22/2009	United Bank Corporation	Barnesville	GA	Subordinated Debentures w/ Exercised Warrants	\$ 14,400,000	Par							
49	5/29/2009	Community Bank Shares of Indiana, Inc.	New Albany	IN	Preferred Stock w/ Warrants	\$ 19,468,000	Par	9/15/2011 49	\$ 19,468,000	\$ 0	Warrants	10/19/2011	Warrants	R \$ 1,100,870
2	5/29/2009	American Premier Bancorp	Arcadia	CA	Preferred Stock w/ Exercised Warrants	\$ 1,800,000	Par	1/26/2011 4	\$ 1,800,000	\$ 0	Preferred Stock 2	1/26/2011	Preferred Stock 2,7	R \$ 90,000
2, 63	5/29/2009	CB Holding Corp.	Aledo	IL	Preferred Stock w/ Exercised Warrants	\$ 4,114,000	Par							
2	5/29/2009	Citizens Bancshares Co.	Chillicothe	MO	Preferred Stock w/ Exercised Warrants	\$ 24,990,000	Par							
2	5/29/2009	Grand Mountain Bancshares, Inc.	Granby	CO	Preferred Stock w/ Exercised Warrants	\$ 3,076,000	Par							
2, 49	5/29/2009	Two Rivers Financial Group	Burlington	IA	Preferred Stock w/ Exercised Warrants	\$ 12,000,000	Par	9/1/2011 49	\$ 12,000,000	\$ 0	Preferred Stock 2	9/1/2011	Preferred Stock 2,7	R \$ 600,000
8	5/29/2009	Fidelity Bancorp, Inc.	Baton Rouge	LA	Subordinated Debentures w/ Exercised Warrants	\$ 3,942,000	Par							
8	5/29/2009	Chambers Bancshares, Inc.	Darville	AR	Subordinated Debentures w/ Exercised Warrants	\$ 19,817,000	Par							
2	6/5/2009	Covenant Financial Corporation	Clarksdale	MS	Preferred Stock w/ Exercised Warrants	\$ 5,000,000	Par							
8	6/5/2009	First Trust Corporation	New Orleans	LA	Subordinated Debentures w/ Exercised Warrants	\$ 17,969,000	Par							
8, 10	6/5/2009	OneFinancial Corporation	Little Rock	AR	Subordinated Debentures w/ Exercised Warrants	\$ 17,300,000	Par							
2, 60 - 09/19/2011	6/12/2009	Customers Bancorp, Inc. (Berkshire Bancorp, Inc.)	Phoenixville	PA	Preferred Stock w/ Exercised Warrants	\$ 2,892,000	Par							
2, 10, 30 - 9/29/2010	6/12/2009	First Vernon Bancshares, Inc.	Vernon	AL	Preferred Stock w/ Exercised Warrants	\$ 6,000,000	Par	9/29/2010 4	\$ 6,000,000	\$ 0	Preferred Stock 2	9/29/2010	Preferred Stock 2,7, 30a	R \$ 245,000
2	6/12/2009	SouthFirst Bancshares, Inc.	Sylacauga	AL	Preferred Stock w/ Exercised Warrants	\$ 2,760,000	Par							
2, 10	6/12/2009	Virginia Company Bank	Newport News	VA	Preferred Stock w/ Exercised Warrants	\$ 4,700,000	Par							
2, 49	6/12/2009	Enterprise Financial Services Group, Inc.	Allison Park	PA	Preferred Stock w/ Exercised Warrants	\$ 4,000,000	Par	8/25/2011 49	\$ 4,000,000	\$ 0	Preferred Stock 2	8/25/2011	Preferred Stock 2,7	R \$ 200,000
8, 10, 49	6/12/2009	First Financial Bancshares, Inc.	Lawrence	KS	Subordinated Debentures w/ Exercised Warrants	\$ 3,756,000	Par	9/22/2011 49	\$ 3,756,000	\$ 0	Subordinated Debentures 8	9/22/2011	Subordinated Debentures 8, 7	R \$ 113,000
8	6/12/2009	River Valley Bancorporation, Inc.	Wausau	WI	Subordinated Debentures w/ Exercised Warrants	\$ 15,000,000	Par							
2, 49	6/19/2009	Merchants and Manufacturers Bank Corporation	Joliet	IL	Preferred Stock w/ Exercised Warrants	\$ 3,510,000	Par	9/8/2011 49	\$ 3,510,000	\$ 0	Preferred Stock 2	9/8/2011	Preferred Stock 2,7	R \$ 176,000
2, 10	6/19/2009	RCB Financial Corporation	Rome	GA	Preferred Stock w/ Exercised Warrants	\$ 8,900,000	Par							
8	6/19/2009	Manhattan Bancshares, Inc.	Manhattan	IL	Subordinated Debentures w/ Exercised Warrants	\$ 2,639,000	Par							
8, 10	6/19/2009	Biscayne Bancshares, Inc.	Coconut Grove	FL	Subordinated Debentures w/ Exercised Warrants	\$ 6,400,000	Par							
8	6/19/2009	Duke Financial Group, Inc.	Minneapolis	MN	Subordinated Debentures w/ Exercised Warrants	\$ 12,000,000	Par							
8	6/19/2009	Farmers Enterprises, Inc.	Great Bend	KS	Subordinated Debentures w/ Exercised Warrants	\$ 12,000,000	Par							
8	6/19/2009	Century Financial Services Corporation	Santa Fe	NM	Subordinated Debentures w/ Exercised Warrants	\$ 10,000,000	Par							
8	6/19/2009	NEMO Bancshares Inc.	Madison	MO	Subordinated Debentures w/ Exercised Warrants	\$ 2,330,000	Par							
3, 8, 30 - 7/30/2010	6/19/2009	University Financial Corp, Inc.	St. Paul	MN	Subordinated Debentures	\$ 11,926,000	Par	7/30/2010 4	\$ 11,926,000	\$ 0	N/A	N/A	N/A	N/A
8	6/19/2009	Suburban Illinois Bancorp, Inc.	Elmhurst	IL	Subordinated Debentures w/ Exercised Warrants	\$ 15,000,000	Par							
	6/26/2009	Hartford Financial Services Group, Inc.	Hartford	CT	Preferred Stock w/ Warrants	\$ 3,400,000,000	Par	3/31/2010 4	\$ 3,400,000,000	\$ 0	Warrants	9/21/2010	Warrants	A \$ 713,687,430
2, 40 - 3/23/2011, 49	6/26/2009	Veritex Holdings, Inc. (Fidelity Resources Company)	Dallas	TX	Preferred Stock w/ Exercised Warrants	\$ 3,000,000	Par	8/25/2011 49	\$ 3,000,000	\$ 0	Preferred Stock 2	8/25/2011	Preferred Stock 2,7	R \$ 150,000
2, 10	6/26/2009	Waukesha Bankshares, Inc.	Waukesha	WI	Preferred Stock w/ Exercised Warrants	\$ 5,625,000	Par							
2	6/26/2009	FC Holdings, Inc.	Houston	TX	Preferred Stock w/ Exercised Warrants	\$ 21,042,000	Par							
2, 10, 30 - 9/29/2010	6/26/2009	Security Capital Corporation	Batesville	MS	Preferred Stock w/ Exercised Warrants	\$ 17,388,000	Par	9/29/2010 4	\$ 17,388,000	\$ 0	Preferred Stock 2	9/29/2010	Preferred Stock 2,7, 30a	R \$ 522,000
2	6/26/2009	First Alliance Bancshares, Inc.	Cordova	TN	Preferred Stock w/ Exercised Warrants	\$ 3,422,000	Par							
2, 50	6/26/2009	Gulfstream Bancshares, Inc.	Stuart	FL	Preferred Stock w/ Exercised Warrants	\$ 7,500,000	Par	8/18/2011 50	\$ 7,500,000	\$ 0	Preferred Stock 2	8/18/2011	Preferred Stock 2,7	R \$ 375,000
2, 10	6/26/2009	Gold Canyon Bank	Gold Canyon	AZ	Preferred Stock w/ Exercised Warrants	\$ 1,607,000	Par							
2, 3, 10, 30 - 8/20/2010	6/26/2009	M&F Bancorp, Inc.	Durham	NC	Preferred Stock	\$ 11,735,000	Par	8/20/2010 4	\$ 11,735,000	\$ 0	N/A	N/A	N/A	N/A
2, 41 - 3/30/2011	6/26/2009	Metropolitan Bank Group, Inc.	Chicago	IL	Preferred Stock w/ Exercised Warrants	\$ 74,706,000	Par							
2, 41 - 3/30/2011	6/26/2009	Metropolitan Bank Group, Inc. (NC Bancorp, Inc.)	Chicago	IL	Preferred Stock w/ Exercised Warrants	\$ 7,186,000	Par							
2	6/26/2009	Alliance Bancshares, Inc.	Dalton	GA	Preferred Stock w/ Exercised Warrants	\$ 2,986,000	Par							
8	6/26/2009	Stearns Financial Services, Inc.	St. Cloud	MN	Subordinated Debentures w/ Exercised Warrants	\$ 24,900,000	Par							
8	6/26/2009	Signature Bancshares, Inc.	Dallas	TX	Subordinated Debentures w/ Exercised Warrants	\$ 1,700,000	Par	12/15/2010 4	\$ 1,700,000	\$ 0	Subordinated Debentures 8	12/15/2010	Subordinated Debentures 8, 7	R \$ 85,000
8	6/26/2009	Fremont Bancorporation	Fremont	CA	Subordinated Debentures w/ Exercised Warrants	\$ 35,000,000	Par							
8	6/26/2009	Alliance Financial Services Inc.	Saint Paul	MN	Subordinated Debentures w/ Exercised Warrants	\$ 12,000,000	Par							
	7/10/2009	Lincoln National Corporation	Radnor	PA	Preferred Stock w/ Warrants	\$ 950,000,000	Par	6/30/2010 4	\$ 950,000,000	\$ 0	Warrants	9/16/2010	Warrants	A \$ 216,620,887
2, 10, 49	7/10/2009	Bancorp Financial, Inc.	Oak Brook	IL	Preferred Stock w/ Exercised Warrants	\$ 13,669,000	Par	8/18/2011 49	\$ 13,669,000	\$ 0	Preferred Stock 2	8/18/2011	Preferred Stock 2,7	R \$ 410,000
2, 49	7/17/2009	Brotherhood Bancshares, Inc.	Kansas City	KS	Preferred Stock w/ Exercised Warrants	\$ 11,000,000	Par	9/15/2011 49	\$ 11,000,000	\$ 0	Preferred Stock 2	9/15/2011	Preferred Stock 2,7	R \$ 550,000
2	7/17/2009	SouthCrest Financial Group, Inc.	Fayetteville	GA	Preferred Stock w/ Exercised Warrants	\$ 12,900,000	Par							
2, 3	7/17/2009	Harbor Bankshares Corporation	Baltimore	MD	Preferred Stock	\$ 6,800,000	Par							

Footnote	Purchase Date	Seller			Purchase Details			Capital Repayment Details		Treasury Investment Remaining After Capital Repayment		Final Disposition			
		Name of Institution	City	State	Investment Description	Investment Amount	Pricing Mechanism	Capital Repayment Date	Capital Repayment Amount (Loss) 6	Remaining Capital Amount	Remaining Investment Description	Final Disposition Date	Disposition Investment Description	15	Final Disposition Proceeds
8	7/17/2009	First South Bancorp, Inc.	Lexington	TN	Subordinated Debentures w/ Exercised Warrants	\$ 50,000,000	Par	9/28/2011 ⁴	\$ 13,125,000	\$ 36,875,000	Subordinated Debentures w/ Exercised Warrants				
8	7/17/2009	Great River Holding Company	Baxter	MN	Subordinated Debentures w/ Exercised Warrants	\$ 8,400,000	Par								
8, 10	7/17/2009	Plato Holdings Inc.	Saint Paul	MN	Subordinated Debentures w/ Exercised Warrants	\$ 2,500,000	Par								
	7/24/2009	Yadkin Valley Financial Corporation	Elkin	NC	Preferred Stock w/ Warrants	\$ 13,312,000	Par								
2, 10	7/24/2009	Community Bancshares, Inc.	Kingman	AZ	Preferred Stock w/ Exercised Warrants	\$ 3,872,000	Par								
2	7/24/2009	Florida Bank Group, Inc.	Tampa	FL	Preferred Stock w/ Exercised Warrants	\$ 20,471,000	Par								
8	7/24/2009	First American Bank Corporation	Elk Grove Village	IL	Subordinated Debentures w/ Exercised Warrants	\$ 50,000,000	Par								
2	7/31/2009	Chicago Shore Corporation	Chicago	IL	Preferred Stock w/ Exercised Warrants	\$ 7,000,000	Par								
8, 10, 49	7/31/2009	Financial Services of Winger, Inc.	Winger	MN	Subordinated Debentures w/ Exercised Warrants	\$ 3,742,000	Par	9/1/2011 ⁴⁹	\$ 3,742,000	\$ 0	Subordinated Debentures ⁸	9/1/2011	Subordinated Debentures ⁸	7 R	\$ 112,000
2, 49	8/7/2009	The ANB Corporation	Terrell	TX	Preferred Stock w/ Exercised Warrants	\$ 20,000,000	Par	8/25/2011 ⁴⁹	\$ 20,000,000	\$ 0	Preferred Stock ²	8/25/2011	Preferred Stock ^{2,7}	R	\$ 1,000,000
2	8/7/2009	U.S. Century Bank	Miami	FL	Preferred Stock w/ Exercised Warrants	\$ 50,236,000	Par								
2	8/14/2009	Bank Financial Services, Inc.	Eden Prairie	MN	Preferred Stock w/ Exercised Warrants	\$ 1,004,000	Par								
2	8/21/2009	KS Bancorp, Inc.	Smithfield	NC	Preferred Stock w/ Exercised Warrants	\$ 4,000,000	Par								
8	8/21/2009	AmFirst Financial Services, Inc.	McCook	NE	Subordinated Debentures w/ Exercised Warrants	\$ 5,000,000	Par								
2, 3	8/28/2009	First Independence Corporation	Detroit	MI	Preferred Stock	\$ 3,223,000	Par								
2, 49	8/28/2009	First Guaranty Bancshares, Inc.	Hammond	LA	Preferred Stock w/ Exercised Warrants	\$ 20,699,000	Par	9/22/2011 ⁴⁹	\$ 20,699,000	\$ 0	Preferred Stock ²	9/22/2011	Preferred Stock ^{2,7}	R	\$ 1,030,000
2, 10	8/28/2009	CoastalSouth Bancshares, Inc.	Hilton Head Island	SC	Preferred Stock w/ Exercised Warrants	\$ 16,015,000	Par								
8, 10, 50	8/28/2009	TCB Corporation	Greenwood	SC	Subordinated Debentures w/ Exercised Warrants	\$ 9,720,000	Par	9/8/2011 ⁵⁰	\$ 9,720,000	\$ 0	Subordinated Debentures ⁸	9/8/2011	Subordinated Debentures ⁸	7 R	\$ 292,000
8, 10, 49	9/4/2009	The State Bank of Bartley	Bartley	NE	Subordinated Debentures w/ Exercised Warrants	\$ 1,697,000	Par	9/22/2011 ⁴⁹	\$ 1,697,000	\$ 0	Subordinated Debentures ⁸	9/22/2011	Subordinated Debentures ⁸	7 R	\$ 51,000
49	9/11/2009	Pathfinder Bancorp, Inc.	Oswego	NY	Preferred Stock w/ Warrants	\$ 6,771,000	Par	9/1/2011 ⁴⁹	\$ 6,771,000	\$ 0	Warrants				
2, 30 - 9/29/2010	9/11/2009	Community Bancshares of Mississippi, Inc.	Brandon	MS	Preferred Stock w/ Exercised Warrants	\$ 52,000,000	Par	9/29/2010 ⁴	\$ 52,000,000	\$ 0	Preferred Stock ²	9/29/2010	Preferred Stock ^{2,7, 30a}	R	\$ 2,600,000
2, 10	9/11/2009	Heartland Bancshares, Inc.	Franklin	IN	Preferred Stock w/ Exercised Warrants	\$ 7,000,000	Par								
2, 10, 50	9/11/2009	PFSB Bancorporation, Inc.	Pigeon Falls	WI	Preferred Stock w/ Exercised Warrants	\$ 1,500,000	Par	8/25/2011 ⁵⁰	\$ 1,500,000	\$ 0	Preferred Stock ²	8/25/2011	Preferred Stock ^{2,7}	R	\$ 71,000
8, 30 - 9/17/2010	9/11/2009	First Eagle Bancshares, Inc.	Hanover Park	IL	Subordinated Debentures w/ Exercised Warrants	\$ 7,500,000	Par	9/17/2010 ⁴	\$ 7,500,000	\$ 0	Subordinated Debentures ⁸	9/17/2010	Subordinated Debentures ⁸	30a R	\$ 375,000
2, 10	9/18/2009	JA Bancorp, Inc.	Iselin	NJ	Preferred Stock w/ Exercised Warrants	\$ 5,976,000	Par								
2, 10	9/18/2009	HomeTown Bankshares Corporation	Roanoke	VA	Preferred Stock w/ Exercised Warrants	\$ 10,000,000	Par								
2, 10, 50	9/25/2009	Heritage Bankshares, Inc.	Norfolk	VA	Preferred Stock w/ Exercised Warrants	\$ 10,103,000	Par	3/16/2011 ⁴ 8/11/2011 ⁵⁰	\$ 2,606,000 \$ 7,497,000	\$ 7,497,000 \$ 0	Preferred Stock w/ Exercised Warrants Preferred Stock ²	8/11/2011	Preferred Stock ^{2,7}	R	\$ 303,000
2	9/25/2009	Mountain Valley Bancshares, Inc.	Cleveland	GA	Preferred Stock w/ Exercised Warrants	\$ 3,300,000	Par								
8	9/25/2009	Grand Financial Corporation	Hattiesburg	MS	Subordinated Debentures w/ Exercised Warrants	\$ 2,443,320	Par								
3, 8, 30 - 7/30/2010	9/25/2009	Guaranty Capital Corporation	Belzoni	MS	Subordinated Debentures	\$ 14,000,000	Par	7/30/2010 ⁴	\$ 14,000,000	\$ 0	N/A	N/A	N/A	-	N/A
10, 21	9/25/2009	GulfSouth Private Bank	Destin	FL	Preferred Stock w/ Exercised Warrants	\$ 7,500,000	Par								
8, 10, 50	9/25/2009	Steele Street Bank Corporation	Denver	CO	Subordinated Debentures w/ Exercised Warrants	\$ 11,019,000	Par	9/1/2011 ⁵⁰	\$ 11,019,000	\$ 0	Subordinated Debentures ⁸	9/1/2011	Subordinated Debentures ⁸	7 R	\$ 331,000

Footnote	Purchase Date	Seller			Purchase Details			Capital Repayment Details		Treasury Investment Remaining After Capital Repayment		Final Disposition		
		Name of Institution	City	State	Investment Description	Investment Amount	Pricing Mechanism	Capital Repayment Date	Capital Repayment Amount (Loss) 6	Remaining Capital Amount	Remaining Investment Description	Final Disposition Date	Disposition Investment Description 15	Final Disposition Proceeds
	10/2/2009	Premier Financial Bancorp, Inc.	Huntington	WV	Preferred Stock w/ Warrants	\$ 22,252,000	Par							
2, 10, 49	10/2/2009	Providence Bank	Rocky Mount	NC	Preferred Stock w/ Exercised Warrants	\$ 4,000,000	Par	9/15/2011 49	\$ 4,000,000	\$ 0	Preferred Stock 2	9/15/2011	Preferred Stock 2,7	R \$ 175,000
2, 10	10/23/2009	Regentis Bancshares, Inc.	Vancouver	WA	Preferred Stock w/ Exercised Warrants	\$ 12,700,000	Par							
8, 50	10/23/2009	Cardinal Bancorp II, Inc.	Washington	MO	Subordinated Debentures w/ Exercised Warrants	\$ 6,251,000	Par	9/8/2011 50	\$ 6,251,000	\$ 0	Subordinated Debentures 5	9/8/2011	Subordinated Debentures 8	R \$ 313,000
2	10/30/2009	Randolph Bank & Trust Company	Asheboro	NC	Preferred Stock w/ Exercised Warrants	\$ 6,229,000	Par							
2, 10a, 49	10/30/2009	WashingtonFirst Bankshares, Inc.	Reston	VA	Preferred Stock	\$ 6,842,000	Par	8/4/2011 49	\$ 6,842,000	\$ 0	N/A	N/A	N/A	- N/A
2, 10a	11/6/2009	F & M Bancshares, Inc.	Trezevant	TN	Preferred Stock	\$ 3,535,000	Par							
2, 10	11/13/2009	Fidelity Federal Bancorp	Evansville	IN	Preferred Stock w/ Exercised Warrants	\$ 6,657,000	Par							
8, 10	11/13/2009	Community Pride Bank Corporation	Ham Lake	MN	Subordinated Debentures w/ Exercised Warrants	\$ 4,400,000	Par							
2, 10a	11/13/2009	HPK Financial Corporation	Chicago	IL	Preferred Stock w/ Exercised Warrants	\$ 5,000,000	Par							
2, 10	11/20/2009	Presidio Bank	San Francisco	CA	Preferred Stock w/ Exercised Warrants	\$ 10,800,000	Par							
2, 50	11/20/2009	McLeod Bancshares, Inc.	Shorewood	MN	Preferred Stock w/ Exercised Warrants	\$ 6,000,000	Par	8/18/2011 50	\$ 6,000,000	\$ 0	Preferred Stock 2	8/18/2011	Preferred Stock 2,7	R \$ 300,000
2, 10a	11/20/2009	Metropolitan Capital Bancorp, Inc.	Chicago	IL	Preferred Stock	\$ 2,348,000	Par							
3, 10a	12/4/2009	Broadway Financial Corporation	Los Angeles	CA	Preferred Stock	\$ 6,000,000	Par							
2	12/4/2009	Delmar Bancorp	Delmar	MD	Preferred Stock w/ Exercised Warrants	\$ 9,000,000	Par							
2, 10	12/4/2009	Liberty Bancshares, Inc.	Fort Worth	TX	Preferred Stock w/ Exercised Warrants	\$ 6,500,000	Par							
2	12/11/2009	First Community Financial Partners, Inc.	Joliet	IL	Preferred Stock w/ Exercised Warrants	\$ 22,000,000	Par							
2, 10	12/11/2009	Wachusett Financial Services, Inc.	Clinton	MA	Preferred Stock w/ Exercised Warrants	\$ 12,000,000	Par							
8	12/11/2009	Nationwide Bankshares, Inc.	West Point	NE	Subordinated Debentures w/ Exercised Warrants	\$ 2,000,000	Par	12/29/2010 4	\$ 2,000,000	\$ 0	Subordinated Debentures 5	12/29/2010	Subordinated Debentures 8	R \$ 100,000
2, 10a, 49	12/11/2009	GrandSouth Bancorporation	Greenville	SC	Preferred Stock	\$ 6,319,000	Par	9/8/2011 49	\$ 6,319,000	\$ 0	N/A	N/A	N/A	- N/A
2, 10a, 49	12/11/2009	1st Enterprise Bank	Los Angeles	CA	Preferred Stock	\$ 6,000,000	Par	9/1/2011 49	\$ 6,000,000	\$ 0	N/A	N/A	N/A	- N/A
2, 10a, 49	12/11/2009	First Resource Bank	Exton	PA	Preferred Stock	\$ 2,417,000	Par	9/15/2011 49	\$ 2,417,000	\$ 0	N/A	N/A	N/A	- N/A
2, 10a	12/11/2009	First Western Financial, Inc.	Denver	CO	Preferred Stock	\$ 11,881,000	Par							
2, 10a	12/11/2009	Meridian Bank	Devon	PA	Preferred Stock	\$ 6,335,000	Par							
2, 10a, 49	12/11/2009	The Victory Bancorp, Inc.	Limerick	PA	Preferred Stock w/ Exercised Warrants	\$ 1,505,000	Par	9/22/2011 49	\$ 1,505,000	\$ 0	Preferred Stock 2	9/22/2011	Preferred Stock 2,7	R \$ 34,000
2, 10a	12/11/2009	First Business Bank, N.A.	San Diego	CA	Preferred Stock	\$ 2,032,000	Par							
2	12/18/2009	Layton Park Financial Group	Milwaukee	WI	Preferred Stock w/ Exercised Warrants	\$ 3,000,000	Par							
2, 10, 49	12/18/2009	Centric Financial Corporation	Harrisburg	PA	Preferred Stock w/ Exercised Warrants	\$ 6,056,000	Par	7/14/2011 49	\$ 6,056,000	\$ 0	Preferred Stock 2	7/14/2011	Preferred Stock 2,7	R \$ 182,000
2, 49	12/18/2009	Valley Financial Group, Ltd., 1st State Bank	Saginaw	MI	Preferred Stock w/ Exercised Warrants	\$ 1,300,000	Par	9/22/2011 49	\$ 1,300,000	\$ 0	Preferred Stock 2	9/22/2011	Preferred Stock 2,7	R \$ 65,000
2, 10a, 49	12/18/2009	Cache Valley Banking Company	Logan	UT	Preferred Stock	\$ 4,640,000	Par	7/14/2011 49	\$ 4,640,000	\$ 0	N/A	N/A	N/A	- N/A
2, 10a, 49	12/18/2009	Birmingham Bloomfield Bancshares, Inc.	Birmingham	MI	Preferred Stock	\$ 1,744,000	Par	7/28/2011 49	\$ 1,744,000	\$ 0	N/A	N/A	N/A	- N/A
2, 10a	12/18/2009	First Priority Financial Corp.	Malvern	PA	Preferred Stock	\$ 4,596,000	Par							
2, 10a	12/18/2009	Northern State Bank	Closter	NJ	Preferred Stock	\$ 1,230,000	Par							
2, 10a, 49	12/18/2009	Union Bank & Trust Company	Oxford	NC	Preferred Stock	\$ 2,997,000	Par	9/22/2011 49	\$ 2,997,000	\$ 0	N/A	N/A	N/A	- N/A
2, 10	12/22/2009	First Freedom Bancshares, Inc.	Lebanon	TN	Preferred Stock w/ Exercised Warrants	\$ 8,700,000	Par							
2, 10a, 30 - 9/24/2010	12/22/2009	First Choice Bank	Cerritos	CA	Preferred Stock	\$ 2,836,000	Par	9/24/2010 4	\$ 2,836,000	\$ 0	N/A	N/A	N/A	- N/A
2, 10a, 13 - 8/31/2010, 49	12/22/2009	Highlands Bancorp, Inc. (Highlands State Bank)	Vernon	NJ	Preferred Stock	\$ 2,359,000	Par	9/22/2011 49	\$ 2,359,000	\$ 0	N/A	N/A	N/A	- N/A
2, 10a, 49	12/22/2009	Medallion Bank	Salt Lake City	UT	Preferred Stock w/ Exercised Warrants	\$ 9,698,000	Par	7/21/2011 49	\$ 9,698,000	\$ 0	Preferred Stock 2	7/21/2011	Preferred Stock 2,7	R \$ 55,000
2, 10a, 49	12/22/2009	Catskill Hudson Bancorp, Inc.	Rock Hill	NY	Preferred Stock w/ Exercised Warrants	\$ 3,500,000	Par	7/21/2011 49	\$ 3,500,000	\$ 0	Preferred Stock 2	7/21/2011	Preferred Stock 2,7	R \$ 113,000
2, 10a	12/22/2009	TriSummit Bank	Kingsport	TN	Preferred Stock	\$ 4,237,000	Par							
2, 10	12/29/2009	Atlantic Bancshares, Inc.	Bluffton	SC	Preferred Stock w/ Exercised Warrants	\$ 2,000,000	Par							
2, 10	12/29/2009	Union Financial Corporation	Albuquerque	NM	Preferred Stock w/ Exercised Warrants	\$ 2,179,000	Par							
2	12/29/2009	Mainline Bancorp, Inc.	Ebensburg	PA	Preferred Stock w/ Exercised Warrants	\$ 4,500,000	Par							
8, 10, 38	12/29/2009	FBHC Holding Company	Boulder	CO	Subordinated Debentures w/ Exercised Warrants	\$ 3,035,000	Par	3/9/2011 38	\$ 650,000	\$ 0	N/A	N/A	N/A	- N/A
2, 10a	12/29/2009	Western Illinois Bancshares Inc.	Monmouth	IL	Preferred Stock	\$ 4,567,000	Par							
2, 10a	12/29/2009	DeSoto County Bank	Horn Lake	MS	Preferred Stock	\$ 1,508,000	Par							
2, 10a, 30 - 9/29/2010	12/29/2009	Lafayette Bancorp, Inc.	Oxford	MS	Preferred Stock	\$ 2,453,000	Par	9/29/2010 4	\$ 2,453,000	\$ 0	N/A	N/A	N/A	- N/A
2, 10a	12/29/2009	Private Bancorporation, Inc.	Minneapolis	MN	Preferred Stock	\$ 3,262,000	Par							
2, 10a	12/29/2009	CBB Bancorp	Cartersville	GA	Preferred Stock	\$ 1,753,000	Par							
2, 10a, 49	12/29/2009	Illinois State Bancorp, Inc.	Chicago	IL	Preferred Stock w/ Exercised Warrants	\$ 4,000,000	Par	9/22/2011 49	\$ 4,000,000	\$ 0	Preferred Stock 2	9/22/2011	Preferred Stock 2,7	R \$ 92,000

Total Purchase Amount * **\$ 204,943,827,320**

Total Repaid ** **\$ 184,957,051,563**

Losses*** **\$ (2,618,482,294)**

Total Warrant Proceeds**** **\$ 7,645,109,613**

TOTAL TREASURY CAPITAL PURCHASE PROGRAM (CPP) OUTSTANDING INVESTMENT AMOUNT **\$ 17,368,293,463**

* Total purchase amount includes the capitalization of accrued dividends referred to in Notes 20, 22, 28 and 29.

** Total repaid includes (i) the amount of \$25 billion applied as repayment under the Capital Purchase Program from the total proceeds of \$31.85 billion received pursuant to the sales of Citigroup, Inc. common stock as of December 6, 2010 (see Note 23 and "Capital Purchase Program - Citigroup Common Stock Disposition" on following pages) and (ii) the amount of \$355,724,000 repaid by institutions that have completed exchanges for investments under the Community Development Capital Initiative (see Note 30 and "Community Development Capital Initiative" on following pages).

*** Losses include (i) the investment amount for institutions that have completed bankruptcy proceedings (see Notes 16 and 19) and (ii) the investment amount less the amount of final proceeds for institutions where Treasury has completed a sale (see Notes 26, 32 and 34), but excludes investment amounts for institutions that have pending receivership or bankruptcy proceedings (see Notes 14 and 25).

**** Total warrant proceeds includes \$7,566,000, which represents the total amount of warrants that were included in nine institutions' exchange into the CDCI program (see Note 30a).

Notes appear on the following page.

1a/ This transaction was included in previous Transaction Reports with Merrill Lynch & Co., Inc. listed as the qualifying institution and a 10/28/2008 transaction date, footnoted to indicate that settlement was deferred pending merger. The purchase of Merrill Lynch by Bank of America was completed on 1/1/2009, and this transaction under the CPP

1b/ The warrant disposition proceeds amount are stated pro rata in respect of the CPP investments in Bank of America Corporation that occurred on 10/28/2008 and 1/9/2009. The total gross disposition proceeds from CPP warrants on 3/3/2010 was \$310,571,615, consisting of \$186,342,969 and \$124,228,646. Proceeds from the disposition of TIP warrants on 3/3/2010 appear on a following page of this report.

2/ Privately-held qualified financial institution; Treasury received a warrant to purchase additional shares of preferred stock (unless the institution is a CDFI), which it exercised immediately.

3/ To promote community development financial institutions (CDFIs), Treasury does not require warrants as part of its investment in certified CDFIs when the size of the investment is \$50 million or less.

3a/ Treasury cancelled the warrants received from this institution due to its designation as a CDFI.

4/ Repayment pursuant to Title VII, Section 7001(g) of the American Recovery and Reinvestment Act of 2009.

5/ Redemption pursuant to a qualified equity offering.

6/ This amount does not include accrued and unpaid dividends, which must be paid at the time of capital repayment.

7/ The proceeds associated with the disposition of this investment do not include accrued and unpaid dividends.

8/ Subchapter S corporation; Treasury received a warrant to purchase additional subordinated debentures (unless the institution is a CDFI), which it exercised immediately.

9/ In its qualified equity offering, this institution raised more capital than Treasury's original investment, therefore, the number of Treasury's shares underlying the warrant was reduced by half.

10/ This institution participated in the expansion of CPP for small banks.

10a/ This institution received an additional investment through the expansion of CPP for small banks.

11/ Treasury made three separate investments in Citigroup Inc. (Citigroup) under the CPP, Targeted Investment Program (TIP), and Asset Guarantee Program (AGP) for a total of \$49 billion. On 6/9/2009, Treasury entered into an agreement with Citigroup to exchange up to \$25 billion of Treasury's investment in Fixed Rate Cumulative Perpetual Preferred Stock, Series H (CPP Shares) "dollar for dollar" in Citigroup's Private and Public Exchange Offerings. On 7/23/2009 and 7/30/2009, Treasury exchanged a total of \$25 billion of the CPP shares for Series M Common Stock Equivalent ("Series M") and a warrant to purchase shares of Series M. On 9/11/2009, Series M automatically converted to 7,692,307,692 shares of common stock and the associated warrant terminated on receipt of certain shareholder approvals.

12/ On 8/24/2009, Treasury exchanged its series C preferred stock issued by Popular, Inc. for a like amount of non tax-deductible trust preferred securities issued by Popular Capital Trust III, administrative trustee for Popular, Inc. Popular, Inc. paid a \$13 million exchange fee in connection with this transaction.

13/ This institution converted to a bank holding company structure and Treasury exchanged its securities for a like amount of securities that comply with the CPP terms applicable to bank holding companies. The institution in which Treasury's original investment was made is shown in parentheses.

14/ As of the date of this report, this institution is in bankruptcy proceedings.

15/ For final disposition of warrants, "R" represents proceeds from a repurchase of warrants by the financial institution, and "A" represents the proceeds to Treasury, before underwriting fees and selling expenses, from a sale by Treasury in a registered public offering of the warrants issued by the financial institution.

16/ On 12/10/2009, the bankruptcy reorganization plan of CIT Group Inc. became effective and Treasury's preferred stock and warrant investment were extinguished and replaced by contingent value rights (CVRs). On 2/8/2010, the CVRs expired without value as the terms and conditions for distribution of common shares to holders of CVRs were

17/ On 12/11/2009, Treasury exchanged its series A preferred stock issued by Superior Bancorp, Inc. for a like amount of non tax-deductible Trust Preferred Securities issued by Superior Capital Trust II, administrative trustee for Superior Bancorp.

18/ On 2/1/2010, following the acquisition of First Market Bank (First Market) by Union Bankshares Corporation (the acquiror), the preferred stock and exercised warrants issued by First Market on 2/6/2009 were exchanged for a like amount of securities of the acquiror in a single series but with a blended dividend rate equivalent to those of Treasury's

19/ On 2/11/2010, Pacific Coast National Bancorp dismissed its bankruptcy proceedings with no recovery to any creditors or investors, including Treasury, and the investment was extinguished.

20/ On 3/8/2010, Treasury exchanged its \$84,784,000 of preferred stock in Midwest Banc Holdings, Inc. (MBHI) for \$89,388,000 of mandatory convertible preferred Stock (MCP), which is equivalent to the initial investment amount of \$84,784,000, plus \$4,604,000 of capitalized previously accrued and unpaid dividends. Subject to the fulfillment by MBHI of the conditions related to its capital plan, the MCP may be converted to common stock.

21/ On 3/30/2010, Treasury exchanged its \$7,500,000 of subordinated debentures in GulfSouth Private Bank for an equivalent amount of preferred stock, in connection with its conversion from a Subchapter S-Corporation, that comply with the CPP terms applicable to privately held qualified financial institutions.

22/ On 4/16/2010, Treasury exchanged its \$72,000,000 of preferred stock in Independent Bank Corporation (Independent) for \$74,426,000 of mandatory convertible preferred Stock (MCP), which is equivalent to the initial investment amount of \$72,000,000, plus \$2,426,000 of capitalized previously accrued and unpaid dividends. Subject to the fulfillment by Independent of the conditions related to its capital plan, the MCP may be converted to common stock.

23/ Treasury received Citigroup common stock pursuant to the June 2009 Exchange Agreement between Treasury and Citigroup which provided for the exchange into common shares of the preferred stock that Treasury purchased in connection with Citigroup's participation in the Capital Purchase Program (see note 11). On April 26, 2010, Treasury gave Morgan Stanley & Co. Incorporated (Morgan Stanley) discretionary authority as its sales agent to sell subject to certain parameters up to 1,500,000,000 shares of the common stock from time to time during the period ending on June 30, 2010 (or on completion of the sale). Completion of the sale under this authority occurred on May 26, 2010. On May 26, 2010, Treasury again gave Morgan Stanley discretionary authority as its sales agent to sell subject to certain parameters up to 1,500,000,000 shares of the common stock from time to time during the period ending on June 30, 2010 (or on completion of the sale). Completion of the sale under this authority occurred on June 30, 2010. On July 23, 2010, Treasury again gave Morgan Stanley discretionary authority as its sales agent to sell subject to certain parameters up to 1,500,000,000 shares of the common stock from time to time during the period ending on September 30, 2010 (or on completion of the sale). Completion of the sale under this authority occurred on September 30, 2010. On October 19, 2010, Treasury gave Morgan Stanley & Co. Incorporated (Morgan Stanley) discretionary authority, as its sales agent, to sell subject to certain parameters up to 1,500,000,000 shares of common stock from time to time during the period ending on December 31, 2010 (or upon completion of the sale), which plan was terminated on December 6, 2010. All such sales were generally made at the market price. On December 6, 2010, Treasury commenced an underwritten public offering of its remaining 2,417,407,607 shares. See "Capital Purchase Program - Citigroup, Inc., Common Stock Disposition" on following page for the actual number of shares sold by Morgan Stanley, the weighted average price per share and the total proceeds to Treasury from all such sales during those periods.

24/ On 8/26/2010, Treasury completed the exchange of its \$303,000,000 of preferred stock in Sterling Financial Corporation (Sterling) for a like amount of mandatorily convertible preferred Stock (MCP), pursuant to the terms of the exchange agreement between Treasury and Sterling entered into on 4/29/2010. Since Sterling also fulfilled the conversion conditions set forth in the Certificate of Designations for the MCP, including those related to its capital plan, Treasury's \$303,000,000 of MCP was subsequently, as of 8/26/2010, converted into 378,750,000 shares of common stock.

25/ On 8/20/2010, Sonoma Valley Bank, Sonoma, CA, the banking subsidiary of Sonoma Valley Bancorp, was closed by the California Department of Financial Institutions, and the Federal Deposit Insurance Corporation (FDIC) was named Receiver.

26/ On 9/30/2010, Treasury completed the sale of all preferred stock and warrants issued by South Financial Group, Inc. to Toronto-Dominion Bank (TD) at an aggregate purchase price of \$130,179,218.75 for the preferred stock and \$400,000 for the warrants, pursuant to the terms of the agreement between Treasury and TD entered into on 5/18/2010.

27/ On 6/30/2010, Treasury exchanged \$46,400,000 of its series A preferred stock in First Merchants Corporation for a like amount of non tax-deductible Trust Preferred Securities issued by First Merchants Capital Trust III.

28/ On 7/20/2010, Treasury completed the exchange of its \$400,000,000 of preferred stock in First BanCorp for \$424,174,000 of mandatorily convertible preferred Stock (MCP), which is equivalent to the initial investment amount of \$400,000,000, plus \$24,174,000 of capitalized previously accrued and unpaid dividends. On 10/07/2011, following the completion of the conversion conditions set forth in the Certificate of Designations for the MCP, all of Treasury's MCP was converted into 32,941,797 shares of common stock of First BanCorp. Treasury received all accrued and previously unpaid dividends on the MCP at the time of the conversion. First BanCorp has agreed to have a Treasury observer attend board of directors meetings.

29/ On 8/31/2010, following the completion of the conditions related to Pacific Capital Bancorp's (Pacific Capital) capital plan, Treasury exchanged its \$180,634,000 of preferred stock in Pacific Capital for \$195,045,000 of mandatorily convertible preferred Stock (MCP), which is equivalent to the initial investment amount of \$180,634,000, plus \$14,411,000 of capitalized previously accrued and unpaid dividends. On 9/27/2010, following the completion of the conversion conditions set forth in the Certificate of Designations for the MCP, all of Treasury's MCP was converted into 360,833,250 shares of common stock of Pacific Capital. Pacific Capital has agreed to have Treasury observers attend board of directors meetings.

30/ This institution qualified to participate in the Community Development Capital Initiative (CDCI), and has completed an exchange of its Capital Purchase Program investment for an investment under the terms of the CDCI program. See "Community Development Capital Initiative" below.

30a/ At the time of this institution's exchange into the CDCI program, the warrant preferreds were included in the total amount of preferred stock exchanged for Treasury's CDCI investment. Therefore this disposition amount does not represent cash proceeds to Treasury.

31/ On 9/30/2010, Treasury completed the exchange of its \$80,347,000 of preferred stock in Hampton Roads Bankshares, Inc. (Hampton) for a like amount of mandatorily convertible preferred Stock (MCP), pursuant to the terms of the exchange agreement between Treasury and Hampton entered into on 8/12/2010. Since Hampton also fulfilled the conversion conditions set forth in the Certificate of Designations for the MCP, Treasury's \$80,347,000 of MCP was subsequently converted into 52,225,550 shares of common stock.

32/ On 9/30/2010, Treasury completed the sale of all preferred stock and warrants issued by TIB Financial Corp. to North American Financial Holdings, Inc. (NAFH) at an aggregate purchase price of \$12,119,637.37 for the preferred stock and \$40,000 for the warrants, pursuant to the terms of the agreement between Treasury and NAFH entered into on 9/24/2010.

33/ On 3/4/2011, Treasury completed the sale to Community Bancorp LLC ("CBC") of all preferred stock and warrants issued by Cadence Financial Corporation ("Cadence") to Treasury for an aggregate purchase price of \$39,014,062.50, pursuant to the terms of the agreement between Treasury and CBC entered into on 10/29/2010.

34/ On 12/3/2010, Treasury completed the sale of all preferred stock (including the preferred stock received upon the exercise of warrants) issued by The Bank of Currituck ("Currituck") to Treasury for an aggregate purchase price of \$1,742,850, pursuant to the terms of the agreement between Treasury and Currituck entered into on 11/5/2010.

35/ Treasury entered into an agreement on 1/28/2011 with North American Financial Holdings, Inc. for the sale of all preferred stock and warrants issued by Capital Bank Corporation to Treasury for an aggregate purchase price of \$41,279,000. Since the conditions to closing of the sale were satisfied, the closing of the sale also occurred on 1/28/2011.

36/ On 2/15/2011, Treasury completed the sale of all preferred stock (including the preferred stock received upon the exercise of warrants) issued by Treaty Oak Bancorp ("Treaty Oak") to Treasury for (i) a cash payment of \$500,000, (ii) the right to receive up to \$150,000 in principal payments on a note payable by Carlile Bancshares, Inc. in favor of Treaty Oak, and (iii) a newly issued warrant to purchase 3,098,341 shares of Treaty Oak common stock, pursuant to the terms of the agreement between Treasury and Treaty Oak entered into on 2/15/2011.

37/ On 2/18/11, Treasury completed the exchange of its \$135,000,000 of preferred stock (including accrued and unpaid dividends thereon) in Central Pacific Financial Corp. for not less than 5,620,117 shares of common stock, pursuant to an exchange agreement dated 2/17/2011.

38/ On 3/9/2011, Treasury completed the sale of all subordinated debentures (including the subordinated debentures received upon the exercise of warrants) issued by FBHC Holding Company ("FBHC") to Treasury for an aggregate purchase price of \$650,000, pursuant to the terms of the agreement between Treasury and FBHC entered into on 3/9/2011.

39/ On 5/31/2011, Treasury completed the sale of all preferred stock and warrants issued by First Community Bank Corporation of America (FCBCA) for an aggregate purchase price of (i) \$7.20 million plus (ii) 72% of the remaining cash assets after giving effect to the payment of defined acquisition expenses, debts, liabilities and distributions to other classes of security holders, pursuant to the terms of the agreement between Treasury and FCBCA entered into on 3/11/2011.

40/ As a result of the acquisition of Fidelity Resources Company (the acquired company) by Veritex Holdings, Inc. (the acquiror), the preferred stock and exercised warrants issued by the acquired company on 6/26/2009 were exchanged for a like amount of securities of the acquiror, pursuant to the terms of an agreement among Treasury, the acquired company and the acquiror entered into on 3/23/2011.

41/ As a result of the acquisition of NC Bancorp, Inc. (the acquired company) by Metropolitan Bank Group, Inc. (the acquiror), Treasury exchanged \$6,880,000 of its preferred stock in NC Bancorp, Inc. and \$71,526,000 of its preferred stock in Metropolitan Bank Group, Inc. for \$81,892,000 of a new series of preferred stock in Metropolitan Bank Group, Inc., which is equivalent to the combined initial investment amount of \$78,406,000 plus \$3,486,000 of capitalized previously accrued and unpaid dividends, pursuant to the terms of an agreement among Treasury, the acquired company and the acquiror entered into on 3/30/2011. Exercised warrants were also exchanged at the time of the agreement.

42/ On 5/3/2011, Treasury completed the sale of all First Federal Bancshares of Arkansas, Inc. preferred stock and warrants held by Treasury to Bear State Financial Holdings, LLC ("Bear State") for an aggregate purchase price of \$6,000,000.00, pursuant to the terms of the agreement between Treasury and Bear State entered into on 05/03/2011.

43/ On 5/13/2011, Treasury completed the sale of all Wilmington Trust Corporation preferred stock held by Treasury to M&T Bank Corporation ("M&T") for an aggregate purchase price of \$330,000,000.00 plus accrued dividends and exchanged its Wilmington Trust Corporation warrant for an equivalent warrant issued by M&T Bank Corporation, pursuant to the terms of the agreement between Treasury and M&T entered into on 5/13/2011.

44/ On 7/5/2011, Treasury completed a transaction with Harris Financial Corp., a wholly-owned subsidiary of Bank of Montreal ("BMO"), for the sale of (i) all Marshall & Ilsley Corporation ("M&I") Preferred Stock held by Treasury for a purchase price of \$1,715,000,000 plus accrued dividends and (ii) the Treasury-held M&I Warrant for an amount equal to \$3,250,000, pursuant to the terms of the agreement between Treasury and BMO entered into on 05/16/2011.

45/ On 6/3/2011, Treasury completed the sale of all Whitney Holding Corporation preferred stock and the related warrant held by Treasury to Hancock Holding Company ("HHC") for an aggregate purchase price equal to (i) the par amount of the preferred stock (\$300,000,000) plus accrued and unpaid dividends thereon and (ii) \$6,900,000 for the warrant, pursuant to the terms of the agreement between Treasury and HHC entered into on 6/3/2011.

46/ On 06/22/2011, Treasury completed the sale of 2,850,000 shares of common stock at \$12.590625 per share (which represents the \$12.75 public offering price less underwriting discounts) for net proceeds of \$35,883,281.25 pursuant to an underwriting agreement executed on 06/17/2011.

47/ On 6/30/2011, Treasury completed the sale of all Cascade Financial Corporation preferred stock held by Treasury and the related warrant to Opus Acquisition, Inc. ("Opus") for an aggregate purchase price of \$16,250,000.00, pursuant to the terms of the agreement between Treasury and Opus entered into on 06/28/2011.

49/ Repayment pursuant to Title VII, Section 7001(g) of the American Recovery and Reinvestment Act of 2009 using proceeds received in connection with the institution's participation in the Small Business Lending Fund.

50/ Repayment pursuant to Title VII, Section 7001(g) of the American Recovery and Reinvestment Act of 2009 - part of the repayment amount obtained from proceeds received in connection with the institution's participation in the Small Business Lending Fund.

51 / On 11/5/2010, Pierce Commercial Bank, Tacoma, WA, the banking subsidiary of Pierce County Bancorp, was closed by the Washington Department of Financial Institutions, and the Federal Deposit Insurance Corporation (FDIC) was named Receiver.

52/ On 11/12/2010, Tifton Banking Company, Tifton, GA, was closed by the Georgia Department of Banking & Finance, and the Federal Deposit Insurance Corporation (FDIC) was named Receiver.

53/ On 3/11/2011, Legacy Bank, Milwaukee, WI, the banking subsidiary of Legacy Bancorp, Inc., was closed by the State of Wisconsin Department of Financial Institutions, and the Federal Deposit Insurance Corporation (FDIC) was named Receiver.

54/ On 4/15/2011, Superior Bank, Birmingham, AL, the banking subsidiary of Superior Bancorp Inc., was closed by the Office of Thrift Supervision, and the Federal Deposit Insurance Corporation (FDIC) was named Receiver.

55/ On 7/15/2011, First Peoples Bank, Port Saint Lucie, Florida, the banking subsidiary of FPB Bancorp, Inc., was closed by the Florida Office of Financial Regulation, and the Federal Deposit Insurance Corporation (FDIC) was named Receiver.

56/ On 7/15/2011, One Georgia Bank, Atlanta, GA was closed by the State of Georgia Department of Banking & Finance, and the Federal Deposit Insurance Corporation (FDIC) was named Receiver.

57/ On 7/29/2011, Integra Bank, National Association, Evansville, Indiana, the banking subsidiary of Integra Bank Corporation, was closed by the Office of the Comptroller of the Currency, which appointed the Federal Deposit Insurance Corporation (FDIC) as receiver.

58/ On 10/21/2011, Treasury completed the exchange of all FNB United Corp. ("FNB United") preferred stock and warrants held by Treasury for 108,555,303 shares of FNB United common stock and an amended and restated warrant, pursuant to the terms of the agreement between Treasury and FNB United entered into on 08/12/2011.

59/ On 9/7/2011, Treasury completed the sale of all Green Bankshares, Inc. preferred stock held by Treasury and the related Warrant to North American Financial Holdings, Inc. ("NAFH") for an aggregate purchase price of \$68,700,000.00, pursuant to the terms of the agreement between Treasury and NAFH entered into on 9/6/2011.

60/ As a result of the acquisition of Berkshire Bancorp, Inc. (the acquired company) by Customers Bancorp, Inc. (the acquiror), the preferred stock and exercised warrants issued by the acquired company on 6/12/2009 were exchanged for a like amount of securities of the acquiror plus accrued and previously unpaid dividends, pursuant to the terms of an agreement among Treasury, the acquired company and the acquiror entered into on 9/16/2011.

61/ On 9/23/2011, Citizens Bank of Northern California, Nevada City, California, the banking subsidiary of Citizens Bancorp, was closed by the California Department of Financial Institutions, which appointed the Federal Deposit Insurance Corporation (FDIC) as receiver.

62/ Repayment pursuant to Title VII, Section 7001(g) of the American Recovery and Reinvestment Act of 2009 in connection with the institution's participation in the Small Business Lending Fund, which occurred at a later date.

63/ On 10/14/2011, Country Bank, Aledo, Illinois, the banking subsidiary of CB Holding Corp., was closed by the Illinois Department of Financial and Professional Regulation - Division of Banking, which appointed the Federal Deposit Insurance Corporation (FDIC) as receiver.

64/ On 10/21/2011, Treasury completed the sale of all Santa Lucia Bancorp preferred stock and warrants held by Treasury to CCI One Acquisition Corporation ("CCI") for an aggregate purchase price of \$2,800,000.00, pursuant to the terms of the agreement between Treasury and CCI entered into on 10/20/2011.

**CAPITAL PURCHASE PROGRAM - CITIGROUP, INC.
COMMON STOCK DISPOSITION**

Date	Pricing Mechanism ⁶	Number of Shares	Proceeds ⁷
4/26/2010 - 5/26/2010	1 \$4.1217	1,500,000,000	\$ 6,182,493,158
5/26/2010 - 6/30/2010	2 \$3.8980	1,108,971,857	\$ 4,322,726,825
7/23/2010 - 9/30/2010	3 \$3.9090	1,500,000,000	\$ 5,863,489,587
10/19/2010 - 12/6/2010	4 \$4.2609	1,165,928,228	\$ 4,967,921,811
12/6/2010	5 \$4.3500	2,417,407,607	\$ 10,515,723,090

Total Proceeds: \$31,852,354,471

1/ On April 26, 2010, Treasury gave Morgan Stanley & Co. Incorporated (Morgan Stanley) discretionary authority, as its sales agent, to sell subject to certain parameters up to 1,500,000,000 shares of common stock from time to time during the period ending on June 30, 2010 (or upon completion of the sale). Completion of the sale under this authority occurred on May 26, 2010.

2/ On May 26, 2010, Treasury gave Morgan Stanley & Co. Incorporated (Morgan Stanley) discretionary authority, as its sales agent, to sell subject to certain parameters up to 1,500,000,000 shares of common stock from time to time during the period ending on June 30, 2010 (or upon completion of the sale). Completion of the sale under this authority occurred on June 30, 2010.

3/ On July 23, 2010, Treasury gave Morgan Stanley & Co. Incorporated (Morgan Stanley) discretionary authority, as its sales agent, to sell subject to certain parameters up to 1,500,000,000 shares of common stock from time to time during the period ending on September 30, 2010 (or upon completion of the sale). Completion of the sale under this authority occurred on September 30, 2010.

4/ On October 19, 2010, Treasury gave Morgan Stanley & Co. Incorporated (Morgan Stanley) discretionary authority, as its sales agent, to sell subject to certain parameters up to 1,500,000,000 shares of common stock from time to time during the period ending on December 31, 2010 (or upon completion of the sale), which plan was terminated on December 6, 2010.

5/ On December 6, 2010, Treasury commenced an underwritten public offering of its remaining 2,417,407,607 shares. Closing of the offering is subject to the fulfillment of certain closing conditions.

6/ The price set forth is the weighted average price for all sales of Citigroup, Inc. common stock made by Treasury over the course of the corresponding period.

7/ Amount represents the gross proceeds to Treasury.

COMMUNITY DEVELOPMENT CAPITAL INITIATIVE

Footnote	Purchase Date	Seller			Purchase Details					Disposition Details		
		Name of Institution	City	State	Investment Description	Amount from CPP	Additional Investment	Investment Amount	Pricing Mechanism	Date	Amount	Remaining Investment Amount
1	7/30/2010	Guaranty Capital Corporation	Belzoni	MS	Subordinated Debentures	\$ 14,000,000	\$ -	\$ 14,000,000	Par			
1, 2	7/30/2010	University Financial Corp, Inc.	St. Paul	MN	Subordinated Debentures	\$ 11,926,000	\$ 10,189,000	\$ 22,115,000	Par			
1, 2	8/6/2010	Southern Bancorp, Inc.	Arkadelphia	AR	Preferred Stock	\$ 11,000,000	\$ 22,800,000	\$ 33,800,000	Par			
1	8/13/2010	Premier Bancorp, Inc.	Wilmette	IL	Subordinated Debentures	\$ 6,784,000	\$ -	\$ 6,784,000	Par			
1	8/13/2010	Citizens Bancshares Corporation	Atlanta	GA	Preferred Stock	\$ 7,462,000	\$ -	\$ -	Par			
2a	9/17/2010				Preferred Stock	\$ -	\$ 4,379,000	\$ 11,841,000	Par			
1	8/13/2010	PGB Holdings, Inc.	Chicago	IL	Preferred Stock	\$ 3,000,000	\$ -	\$ 3,000,000	Par			
1	8/13/2010	First American International Corp.	Brooklyn	NY	Preferred Stock	\$ 17,000,000	\$ -	\$ 17,000,000	Par			
1	8/13/2010	Tri-State Bank of Memphis	Memphis	TN	Preferred Stock	\$ 2,795,000	\$ -	\$ 2,795,000	Par			
1	8/20/2010	Mission Valley Bancorp	Sun Valley	CA	Preferred Stock	\$ 5,500,000	\$ -	\$ -	Par			
2a	9/24/2010				Preferred Stock	\$ -	\$ 4,836,000	\$ 10,336,000	Par			
1	8/20/2010	M&F Bancorp, Inc.	Durham	NC	Preferred Stock	\$ 11,735,000	\$ -	\$ 11,735,000	Par			
1, 3	8/27/2010	Carver Bancorp, Inc.	New York	NY	Common Stock	\$ 18,980,000	\$ -	\$ 18,980,000	Par			
	9/3/2010	Kilmichael Bancorp, Inc.	Kilmichael	MS	Subordinated Debentures	\$ -	\$ -	\$ 3,154,000	Par			
1	9/3/2010	United Bancorporation of Alabama, Inc.	Atmore	AL	Preferred Stock	\$ 10,300,000	\$ -	\$ 10,300,000	Par			
1	9/3/2010	IBW Financial Corporation	Washington	DC	Preferred Stock	\$ 6,000,000	\$ -	\$ 6,000,000	Par			
1, 2	9/10/2010	IBC Bancorp, Inc.	Chicago	IL	Subordinated Debentures	\$ 4,205,000	\$ 3,881,000	\$ 8,086,000	Par			
	9/17/2010	CFBanc Corporation	Washington	DC	Preferred Stock	\$ -	\$ -	\$ 5,781,000	Par			
	9/17/2010	American Bancorp of Illinois, Inc.	Oak Brook	IL	Subordinated Debentures	\$ -	\$ -	\$ 5,457,000	Par			
	9/17/2010	Hope Federal Credit Union	Jackson	MS	Subordinated Debentures	\$ -	\$ -	\$ 4,520,000	Par			
	9/17/2010	Genesee Co-op Federal Credit Union	Rochester	NY	Subordinated Debentures	\$ -	\$ -	\$ 300,000	Par			
1	9/17/2010	First Eagle Bancshares, Inc.	Hanover Park	IL	Subordinated Debentures	\$ 7,875,000	\$ -	\$ 7,875,000	Par			
1, 2	9/24/2010	Liberty Financial Services, Inc.	New Orleans	LA	Preferred Stock	\$ 5,645,000	\$ 5,689,000	\$ 11,334,000	Par			
1	9/24/2010	First Choice Bank	Cerritos	CA	Preferred Stock	\$ 5,146,000	\$ -	\$ 5,146,000	Par			
	9/24/2010	Bainbridge Bancshares, Inc.	Bainbridge	GA	Preferred Stock	\$ -	\$ -	\$ 3,372,000	Par			
	9/24/2010	Virginia Community Capital, Inc.	Christiansburg	VA	Subordinated Debentures	\$ -	\$ -	\$ 1,915,000	Par			
	9/24/2010	Lower East Side People's Federal Credit Union	New York	NY	Subordinated Debentures	\$ -	\$ -	\$ 898,000	Par			
	9/24/2010	Atlantic City Federal Credit Union	Lander	WY	Subordinated Debentures	\$ -	\$ -	\$ 2,500,000	Par			
	9/24/2010	Neighborhood Trust Federal Credit Union	New York	NY	Subordinated Debentures	\$ -	\$ -	\$ 283,000	Par			
	9/24/2010	Gateway Community Federal Credit Union	Missoula	MT	Subordinated Debentures	\$ -	\$ -	\$ 1,657,000	Par			
	9/24/2010	Union Baptist Church Federal Credit Union	Fort Wayne	IN	Subordinated Debentures	\$ -	\$ -	\$ 10,000	Par			
	9/24/2010	Buffalo Cooperative Federal Credit Union	Buffalo	NY	Subordinated Debentures	\$ -	\$ -	\$ 145,000	Par			
	9/24/2010	Tulane-Loyola Federal Credit Union	New Orleans	LA	Subordinated Debentures	\$ -	\$ -	\$ 424,000	Par			
	9/24/2010	Alternatives Federal Credit Union	Ithaca	NY	Subordinated Debentures	\$ -	\$ -	\$ 2,234,000	Par			
	9/24/2010	Liberty County Teachers Federal Credit Union	Liberty	TX	Subordinated Debentures	\$ -	\$ -	\$ 435,000	Par			
	9/24/2010	UNO Federal Credit Union	New Orleans	LA	Subordinated Debentures	\$ -	\$ -	\$ 743,000	Par			
	9/24/2010	Butte Federal Credit Union	Biggs	CA	Subordinated Debentures	\$ -	\$ -	\$ 1,000,000	Par			
	9/24/2010	Thurston Union of Low-Income People (TULIP) Cooperative Credit Union	Olympia	WA	Subordinated Debentures	\$ -	\$ -	\$ 75,000	Par			
	9/24/2010	Phenix Pride Federal Credit Union	Phenix City	AL	Subordinated Debentures	\$ -	\$ -	\$ 153,000	Par			
	9/24/2010	Pyramid Federal Credit Union	Tucson	AZ	Subordinated Debentures	\$ -	\$ -	\$ 2,500,000	Par			
	9/24/2010	Cooperative Center Federal Credit Union	Berkeley	CA	Subordinated Debentures	\$ -	\$ -	\$ 2,799,000	Par			
	9/24/2010	Prince Kuhio Federal Credit Union	Honolulu	HI	Subordinated Debentures	\$ -	\$ -	\$ 273,000	Par			
	9/24/2010	Community First Guam Federal Credit Union	Haqatna	GU	Subordinated Debentures	\$ -	\$ -	\$ 2,650,000	Par			
	9/24/2010	Brewery Credit Union	Milwaukee	WI	Subordinated Debentures	\$ -	\$ -	\$ 1,096,000	Par			
	9/24/2010	Tongass Federal Credit Union	Ketchikan	AK	Subordinated Debentures	\$ -	\$ -	\$ 1,600,000	Par			
	9/24/2010	Santa Cruz Community Credit Union	Santa Cruz	CA	Subordinated Debentures	\$ -	\$ -	\$ 2,828,000	Par			
	9/24/2010	Northeast Community Federal Credit Union	San Francisco	CA	Subordinated Debentures	\$ -	\$ -	\$ 350,000	Par			
	9/24/2010	Fairfax County Federal Credit Union	Fairfax	VA	Subordinated Debentures	\$ -	\$ -	\$ 8,044,000	Par			
1, 2	9/29/2010	Security Federal Corporation	Aiken	SC	Preferred Stock	\$ 18,000,000	\$ 4,000,000	\$ 22,000,000	Par			
1, 2	9/29/2010	Community Bank of the Bay	Oakland	CA	Preferred Stock	\$ 1,747,000	\$ 2,313,000	\$ 4,060,000	Par			
1, 2	9/29/2010	The First Bancshares, Inc.	Hattiesburg	MS	Preferred Stock	\$ 5,000,000	\$ 12,123,000	\$ 17,123,000	Par			
1, 2	9/29/2010	BancPlus Corporation	Ridgeland	MS	Preferred Stock	\$ 50,400,000	\$ 30,514,000	\$ 80,914,000	Par			
1	9/29/2010	First M&F Corporation	Kosciusko	MS	Preferred Stock	\$ 30,000,000	\$ -	\$ 30,000,000	Par			
1	9/29/2010	State Capital Corporation	Greenwood	MS	Preferred Stock	\$ 15,750,000	\$ -	\$ 15,750,000	Par			
1	9/29/2010	Lafayette Bancorp, Inc.	Oxford	MS	Preferred Stock	\$ 4,551,000	\$ -	\$ 4,551,000	Par			
1	9/29/2010	PSB Financial Corporation	Many	LA	Preferred Stock	\$ 9,734,000	\$ -	\$ 9,734,000	Par			
1	9/29/2010	Community Bancshares of Mississippi, Inc.	Brandon	MS	Preferred Stock	\$ 54,600,000	\$ -	\$ 54,600,000	Par			
1	9/29/2010	First Vernon Bancshares, Inc.	Vernon	AL	Preferred Stock	\$ 6,245,000	\$ -	\$ 6,245,000	Par			
1	9/29/2010	Security Capital Corporation	Batesville	MS	Preferred Stock	\$ 17,910,000	\$ -	\$ 17,910,000	Par			
	9/29/2010	BankAsiana	Palisades Park	NJ	Preferred Stock	\$ -	\$ -	\$ 5,250,000	Par			

Footnote	Purchase Date	Seller			Purchase Details				Disposition Details			
		Name of Institution	City	State	Investment Description	Amount from CPP	Additional Investment	Investment Amount	Pricing Mechanism	Date	Amount	Remaining Investment Amount
	9/29/2010	The Magnolia State Corporation	Bay Springs	MS	Subordinated Debentures	\$ -	\$ -	\$ 7,922,000	Par			
	9/29/2010	Bancorp of Okolona, Inc.	Okolona	MS	Subordinated Debentures	\$ -	\$ -	\$ 3,297,000	Par			
	9/29/2010	Southern Chautauqua Federal Credit Union	Lakewood	NY	Subordinated Debentures	\$ -	\$ -	\$ 1,709,000	Par			
	9/29/2010	Fidelis Federal Credit Union	New York	NY	Subordinated Debentures	\$ -	\$ -	\$ 14,000	Par			
	9/29/2010	Bethex Federal Credit Union	Bronx	NY	Subordinated Debentures	\$ -	\$ -	\$ 502,000	Par			
	9/29/2010	Shreveport Federal Credit Union	Shreveport	LA	Subordinated Debentures	\$ -	\$ -	\$ 2,646,000	Par			
	9/29/2010	Carter Federal Credit Union	Springhill	LA	Subordinated Debentures	\$ -	\$ -	\$ 6,300,000	Par			
	9/29/2010	UNITEHERE Federal Credit Union (Workers United Federal Credit Union)	New York	NY	Subordinated Debentures	\$ -	\$ -	\$ 57,000	Par			
	9/29/2010	North Side Community Federal Credit Union	Chicago	IL	Subordinated Debentures	\$ -	\$ -	\$ 325,000	Par			
	9/29/2010	East End Baptist Tabernacle Federal Credit Union	Bridgeport	CT	Subordinated Debentures	\$ -	\$ -	\$ 7,000	Par			
	9/29/2010	Community Plus Federal Credit Union	Rantoul	IL	Subordinated Debentures	\$ -	\$ -	\$ 450,000	Par			
	9/29/2010	Border Federal Credit Union	Del Rio	TX	Subordinated Debentures	\$ -	\$ -	\$ 3,260,000	Par			
	9/29/2010	Opportunities Credit Union	Burlington	VT	Subordinated Debentures	\$ -	\$ -	\$ 1,091,000	Par			
	9/29/2010	First Legacy Community Credit Union	Charlotte	NC	Subordinated Debentures	\$ -	\$ -	\$ 1,000,000	Par			
	9/29/2010	Union Settlement Federal Credit Union	New York	NY	Subordinated Debentures	\$ -	\$ -	\$ 295,000	Par			
	9/29/2010	Southside Credit Union	San Antonio	TX	Subordinated Debentures	\$ -	\$ -	\$ 1,100,000	Par			
	9/29/2010	D.C. Federal Credit Union	Washington	DC	Subordinated Debentures	\$ -	\$ -	\$ 1,522,000	Par			
	9/29/2010	Faith Based Federal Credit Union	Oceanside	CA	Subordinated Debentures	\$ -	\$ -	\$ 30,000	Par			
	9/29/2010	Greater Kinston Credit Union	Kinston	NC	Subordinated Debentures	\$ -	\$ -	\$ 350,000	Par			
	9/29/2010	Hill District Federal Credit Union	Pittsburgh	PA	Subordinated Debentures	\$ -	\$ -	\$ 100,000	Par			
	9/29/2010	Freedom First Federal Credit Union	Roanoke	VA	Subordinated Debentures	\$ -	\$ -	\$ 9,278,000	Par			
	9/29/2010	Episcopal Community Federal Credit Union	Los Angeles	CA	Subordinated Debentures	\$ -	\$ -	\$ 100,000	Par			
	9/29/2010	Vigo County Federal Credit Union	Terre Haute	IN	Subordinated Debentures	\$ -	\$ -	\$ 1,229,000	Par			
	9/29/2010	Renaissance Community Development Credit Union	Somerset	NJ	Subordinated Debentures	\$ -	\$ -	\$ 31,000	Par			
	9/29/2010	Independent Employers Group Federal Credit Union	Hilo	HI	Subordinated Debentures	\$ -	\$ -	\$ 698,000	Par			
	9/30/2010	Brooklyn Cooperative Federal Credit Union	Brooklyn	NY	Subordinated Debentures	\$ -	\$ -	\$ 300,000	Par			

Total Purchase Amount \$ 570,073,000 Total Capital Repayment Amount \$0

TOTAL TREASURY COMMUNITY DEVELOPMENT INITIATIVE (CDCI) INVESTMENT AMOUNT \$ 570,073,000

1/ This institution qualified to participate in the Community Development Capital Initiative (CDCI), and has exchanged its Capital Purchase Program investment for an equivalent amount of investment with Treasury under the CDCI program terms.

2/ Treasury made an additional investment in this institution at the time it entered the CDCI program.

2a/ Treasury made an additional investment in this institution after the time it entered the CDCI program.

3/ On 10/28/2011, Treasury completed the exchange of all Carver Bancorp, Inc. ("Carver") preferred stock held by Treasury for 2,321,286 shares of Carver common stock, pursuant to the terms of the agreement between Treasury and Carver entered into on 06/29/2011. Accrued and previously unpaid dividends were paid on the date of the exchange.

AUTOMOTIVE INDUSTRY FINANCING PROGRAM

	Initial Investment							Exchange/Transfer/Other Details				Treasury Investment After Exchange/Transfer/Other			Payment or Disposition ¹										
	City, State	Date	Transaction Type	Seller	Description	Amount	Pricing Mechanism	Date	Type	Amount	Pricing Mechanism	Obligor	Description	Amount/Equity %	Date	Type	Amount/ Proceeds	Remaining Investment Description	Remaining Investment Amount/Equity %						
GMAC (Ally)	Detroit, MI	12/29/2008	Purchase	GMAC	Preferred Stock w/ Exercised Warrants	\$ 5,000,000,000	Par	12/30/2009	Exchange for convertible preferred stock	\$ 5,000,000,000	N/A	GMAC (Ally)	21, 22	Convertible Preferred Stock	\$ 5,937,500,000										
		5/21/2009	Purchase	GMAC	Convertible Preferred Stock w/ Exercised Warrants	\$ 7,500,000,000	Par 22	12/30/2009	Partial conversion of preferred stock for common stock	\$ 3,000,000,000	N/A	GMAC (Ally)	3, 26	Common Stock	73.8%										
		12/30/2009	Purchase	GMAC	Convertible Preferred Stock w/ Exercised Warrants	\$ 1,250,000,000	Par 22, 26	12/30/2010	Partial conversion of preferred stock for common stock	\$ 5,500,000,000	N/A														
		12/30/2009	Purchase	GMAC	Trust Preferred Securities w/ Exercised Warrants	\$ 2,540,000,000	Par	3/1/2011	Exchange for amended and restated Trust Preferred Securities	\$ 2,670,000,000	N/A	27	GMAC (Ally)	27	Trust Preferred Securities	\$ 2,670,000,000	3/2/2011	Disposition ²⁸	\$ 2,667,000,000	N/A	\$ 0				
General Motors	Detroit, MI	12/29/2008	Purchase	General Motors Corporation	Debt Obligation	\$ 884,024,131	Par 2	5/29/2009	Exchange for equity interest in GMAC	\$ 884,024,131	N/A	3													
		12/31/2008	Purchase	General Motors Corporation	Debt Obligation w/ Additional Note	\$ 13,400,000,000	Par	7/10/2009	Exchange for preferred and common stock in New GM	\$ 13,400,000,000	N/A	7													
		4/22/2009	Purchase	General Motors Corporation	Debt Obligation w/ Additional Note	\$ 2,000,000,000	Par 4	7/10/2009	Exchange for preferred and common stock in New GM	\$ 2,000,000,000	N/A	7	General Motors Company	10, 11, 24	Preferred Stock	\$ 2,100,000,000	12/15/2010	Repayment	\$ 2,139,406,778	N/A	\$ 0				
		5/20/2009	Purchase	General Motors Corporation	Debt Obligation w/ Additional Note	\$ 4,000,000,000	Par 5	7/10/2009	Exchange for preferred and common stock in New GM	\$ 4,000,000,000	N/A	7	General Motors Company	10, 11, 25	Common Stock	60.8%	11/18/2010	Partial Disposition ²⁵	\$ 11,743,303,903	Common Stock	36.9%				
		5/27/2009	Purchase	General Motors Corporation	Debt Obligation w/ Additional Note	\$ 360,624,198	Par 6	7/10/2009	Exchange for preferred and common stock in New GM	\$ 360,624,198	N/A	7	General Motors Holdings LLC	11, 12	Debt Obligation	\$ 7,072,488,605	11/26/2010	Partial Disposition ²⁵	\$ 1,761,495,577	Common Stock	32.04%				
																	7/10/2009	Partial Repayment	\$ 360,624,198	Debt Obligation	\$ 6,711,864,407				
																	12/18/2009	Partial Repayment	\$ 1,000,000,000	Debt Obligation	\$ 5,711,864,407				
																	1/21/2010	Partial Repayment	\$ 35,084,421	Debt Obligation	\$ 5,676,779,986				
		3/31/2010	Partial Repayment	\$ 1,000,000,000	Debt Obligation	\$ 4,676,779,986																			
		4/20/2010	Repayment	\$ 4,676,779,986	N/A	\$ 0																			
6/3/2009	Purchase	General Motors Corporation	Debt Obligation w/ Additional Note	\$ 30,100,000,000	Par 8	7/10/2009	Exchange for preferred and common stock in New GM	\$ 22,041,706,310	N/A	9															
						7/10/2009	Transfer of debt to New GM	\$ 7,072,488,605	N/A	9															
						7/10/2009	Debt left at Old GM	\$ 985,805,085	N/A	9	Motors Liquidation	29	Debt Obligation	\$ 985,805,085	3/31/2011	Partial Repayment	\$ 50,000,000	Debt Obligation	\$ 935,805,085						
														4/5/2011	Partial Repayment	\$ 45,000,000	Debt Obligation	\$ 890,805,085							
														5/3/2011	Partial Repayment	\$ 15,887,795	Debt Obligation	\$ 874,917,290							
Chrysler FinCo	Farmington Hills, MI	1/16/2009	Purchase	Chrysler FinCo	Debt Obligation w/ Additional Note	\$ 1,500,000,000	Par 13									3/17/2009	Partial Repayment	\$ 3,499,055	Debt Obligation w/ Additional Note	\$ 1,496,500,945					
																	4/17/2009	Partial Repayment	\$ 31,810,122	Debt Obligation w/ Additional Note	\$ 1,464,690,823				
																		5/18/2009	Partial Repayment	\$ 51,136,084	Debt Obligation w/ Additional Note	\$ 1,413,554,739			
																		6/17/2009	Partial Repayment	\$ 44,357,710	Debt Obligation w/ Additional Note	\$ 1,369,197,029			
																		7/14/2009	Repayment	\$ 1,369,197,029	Additional Note	\$ 0			
																		7/14/2009	Repayment*	\$ 15,000,000	N/A	-			
Chrysler	Auburn Hills, MI	1/2/2009	Purchase	Chrysler Holding	Debt Obligation w/ Additional Note	\$ 4,000,000,000	Par	6/10/2009	Transfer of debt to New Chrysler	\$ 500,000,000	N/A	19	Chrysler Holding	20	Debt obligation w/ additional note	\$ 3,500,000,000	5/14/2010	Termination and settlement payment ²⁰	\$ 1,900,000,000	N/A	-				
		4/29/2009	Purchase	Chrysler Holding	Debt Obligation w/ Additional Note	\$ -	- 14																		
		4/29/2009	Purchase	Chrysler Holding	Debt Obligation w/ Additional Note	\$ 280,130,642	Par 15											7/10/2009	Repayment	\$ 280,130,642	N/A	\$ 0			
		5/11/2009	Purchase	Old Chrysler	Debt Obligation w/ Additional Note	\$ 1,888,153,580	16	4/30/2010	Completion of bankruptcy proceeding; transfer of collateral security to liquidation trust	\$ (1,888,153,580)	N/A	23	Old Carco Liquidation Trust	23	Right to recover proceeds	N/A	5/10/2010	Proceeds from sale of collateral	\$ 30,544,528	Right to recover proceeds	N/A				
		5/20/2009	Purchase	Old Chrysler	Debt Obligation w/ Additional Note	\$ -	- 17											9/9/2010	Proceeds from sale of collateral	\$ 9,666,784	Right to recover proceeds	N/A			
																		12/29/2010	Proceeds from sale of collateral	\$ 7,844,409	Right to recover proceeds	N/A			
		5/27/2009	Purchase	New Chrysler	Debt Obligation w/ Additional Note, Zero Coupon Note, Equity	\$ 6,642,000,000	N/A 18	6/10/2009	Issuance of equity in New Chrysler	\$ -	N/A		Chrysler Group LLC	19, 31	Debt obligation w/ additional note & zero coupon note	\$ 7,142,000,000	5/24/2011	Repayment - Principal	\$ 5,076,460,000	N/A	\$ 0				
																	5/24/2011	Termination of undrawn facility ³¹	\$ 2,065,540,000						
															5/24/2011	Repayment* - Additional Note	\$ 288,000,000								
															5/24/2011	Repayment* - Zero Coupon Note	\$ 100,000,000								
																	Chrysler Group LLC	30	Common equity	6.6%	7/21/2011	Disposition	\$ 560,000,000	N/A	-

Total Initial Investment Amount \$ 81,344,932,551

Total Payments \$ 34,859,229,021

Additional Proceeds * \$ 403,000,000

Total Treasury Investment Amount \$ 40,932,009,950

Footnotes appear on following page.

As used in this table and its footnotes:

GMAC refers to GMAC Inc., formerly known as GMAC LLC., and now known as Ally Financial, Inc. ("Ally").

"Old GM" refers to General Motors Corporation, which is now known as Motors Liquidation Company.

"New GM" refers to General Motors Company, the company that purchased Old GM's assets on 7/10/2009 in a sale pursuant to section 363 of the Bankruptcy Code. See also footnote 11.

"Chrysler FinCo" refers to Chrysler Financial Services Americas LLC.

"Chrysler Holding" refers to CGI Holding LLC, the company formerly known as "Chrysler Holding LLC".

"Old Chrysler" refers to Old Carco LLC (fka Chrysler LLC).

"New Chrysler" refers to Chrysler Group LLC, the company that purchased Old Chrysler's assets on 6/10/2009 in a sale pursuant to section 363 of the Bankruptcy Code.

1. Payment amount does not include accrued and unpaid interest on a debt obligation, which must be paid at the time of principal repayment.
2. Treasury committed to lend General Motors Corporation up to \$1,000,000,000. The ultimate funding was dependent upon the level of investor participation in GMAC LLC's rights offering. The amount has been updated to reflect the final level of funding.
3. Pursuant to its rights under the loan agreement with Old GM reported on 12/29/2008, Treasury exchanged its \$884 million loan to Old GM for a portion of Old GM's common equity interest in GMAC. Treasury held a 35.4% common equity interest in GMAC until the transactions reported on 12/30/2009. (See transactions marked by orange line in the table above and footnote 22.)
4. This transaction is an amendment to Treasury's 12/31/2008 agreement with Old GM (the "Old GM Loan"), which brought the total loan amount to \$15,400,000,000.
5. This transaction was a further amendment to the Old GM Loan, which brought the total loan amount to \$19,400,000,000.
6. This transaction was a further amendment to the Old GM Loan, which brought the total loan amount to \$19,760,624,198. The \$360,624,198 loan was used to capitalize GM Warranty LLC, a special purpose vehicle created by Old GM. On 7/10/2009, the principal amount was included in the \$7.07 billion of debt assumed by the new GM, as explained in footnote 10.
7. On 7/10/2009, the principal amount outstanding under the Old GM Loan and interest accrued thereunder were extinguished and exchanged for privately placed preferred and common equity in New GM. (See green lines in the table above.)
8. Under the terms of the \$33.3 billion debtor-in-possession credit agreement dated 6/3/2009 with Old GM (the "GM DIP Loan"), Treasury's commitment amount was \$30.1 billion. The remaining \$2.2 billion of the financing was provided by Canadian government entities. As of 7/09/2009, \$30.1 billion of funds had been disbursed by Treasury.
9. On 7/10/2009, Treasury and Old GM amended the GM DIP Loan, and the principal amount and interest accrued thereunder were extinguished and exchanged for privately placed preferred and common equity in New GM, except for (i) \$7.07 billion, which was assumed by New GM as a new obligation under the terms of a separate credit agreement between Treasury and New GM (see transactions marked by green lines in table above) and (ii) \$986 million, which remained a debt obligation of Old GM.
10. In total, for the exchange of the Old GM Loan and the GM DIP Loan (other than as explained in footnote 9), Treasury received \$2.1 billion in preferred shares and 60.8% of the common shares of New GM. (See transactions marked by green lines in the table above.)
11. Pursuant to a corporate reorganization completed on or about 10/19/2009, the shareholders of New GM, including with respect to Treasury's preferred and common stock, became shareholders of General Motors Holding Company (the ultimate parent company of New GM), which was renamed "General Motors Company" on an equal basis to their shareholdings in New GM, and New GM was converted to "General Motors LLC". General Motors LLC is a wholly owned subsidiary of General Motors Holdings LLC, and General Motors Holdings LLC is a wholly owned subsidiary of General Motors Company.
12. Pursuant to a corporate reorganization completed on 10/19/2009, Treasury's loan with New GM was assigned and assumed by General Motors Holdings LLC.
13. The loan was funded through Chrysler LB Receivables Trust, a special purpose vehicle created by Chrysler FinCo. The amount of \$1,500,000,000 represents the maximum loan amount. The loan was incrementally funded until it reached the maximum amount of \$1.5 billion on 4/9/2009.
14. This transaction was an amendment to Treasury's 1/2/2009 agreement with Chrysler Holding. As of 4/30/2009, Treasury's obligation to lend any funds committed under this amendment had terminated. No funds were disbursed.
15. The loan was used to capitalize Chrysler Warranty SPV LLC, a special purpose vehicle created by Old Chrysler.
16. This transaction was set forth in a credit agreement with Old Chrysler fully executed on 5/5/2009 following a term sheet executed on 5/1/2009 and made effective on 4/30/2009. Treasury's commitment was \$3.04 billion of the total \$4.1 billion debtor-in-possession credit facility (the "Chrysler DIP Loan"). As of 6/30/2009, Treasury's commitment to lend under the Chrysler DIP Loan had terminated. The remaining principal amount reflects the final amount of funds disbursed under the Chrysler DIP Loan.
17. This transaction was an amendment to Treasury's commitment under the Chrysler DIP Loan, which increased Treasury's commitment by an amount \$756,857,000 to a total of \$3.8 billion under the Chrysler DIP Loan. As of 6/30/2009, Treasury's obligation to lend funds committed under the Chrysler DIP Loan had terminated.
18. This transaction, first reported based on a term sheet fully executed on 5/27/2009 for an amount up to \$6.943 billion, was set forth in a credit agreement with New Chrysler fully executed on 6/10/2009. Under the terms of the credit agreement, Treasury made a new commitment to New Chrysler of up to \$6.642 billion. The total loan amount is up to \$7.142 billion including \$500 million of debt assumed on 6/10/2009 from Chrysler Holding originally incurred under Treasury's 1/2/2009 credit agreement with Chrysler Holding. The debt obligations are secured by a first priority lien on the assets of New Chrysler. When the sale to new Chrysler was completed, Treasury acquired the rights to 9.85% of the common equity in new Chrysler.
19. Pursuant to the agreement explained in footnote 18, \$500 million of this debt obligation was assumed by New Chrysler.
20. Under loan agreement, as amended on 7/23/2009, Treasury was entitled to proceeds Chrysler Holdco received from Chrysler FinCo equal to the greater of \$1.375 billion or 40% of the equity value of Chrysler FinCo. Pursuant to a termination agreement dated 5/14/2010, Treasury agreed to accept a settlement payment of \$1.9 billion as satisfaction in full of all existing debt obligations (including additional notes and accrued and unpaid interest) of Chrysler Holdco, and upon receipt of such payment to terminate all such obligations.
21. Amount of the Treasury investment exchange includes the exercised warrants from Treasury's initial investments.
22. Under the terms of an agreement dated 12/30/2009, the convertible preferred shares will mandatorily convert to common stock under the conditions and the conversion price as set forth in the terms of the agreement.
23. On April 30, 2010, the Plan of Liquidation for the debtors of Old Chrysler approved by the respective bankruptcy court became effective (the "Liquidation Plan"). Under the Liquidation Plan, the loan Treasury had provided to Old Chrysler was extinguished without repayment, and all assets of Old Chrysler were transferred to a liquidation trust. Treasury retained the right to recover the proceeds from the liquidation from time to time of the specified collateral security attached to such loan.
24. On October 27, 2010, Treasury accepted an offer by General Motors Company (GM) to repurchase all of the approximately \$2.1 billion preferred stock at a price per share of \$25.50, which is equal to 102% of the liquidation preference, subject to the closing of the proposed initial public offering of GM's common stock. The repurchase was completed on 12/15/2010.
25. On 11/17/2010, Treasury agreed to sell 358,546,795 shares of common stock at \$32.7525 per share (which represents the \$33 public sale price less underwriting discounts and fees) pursuant to an underwriting agreement. Following settlement, the net proceeds to Treasury were \$11,743,303,903. On 11/26/2010, the underwriters exercised their option to purchase an additional 53,782,019 shares of common stock from Treasury at the same purchase price resulting in additional proceeds of \$1,761,495,577. Treasury's aggregate net proceeds from the sale of common stock pursuant to the underwriting agreement total \$13,504,799,480.
26. On 12/30/2010, Treasury converted \$5,500,000,000 of the total convertible preferred stock then outstanding and held by Treasury (including exercised warrants) into 531,850 shares of common stock of Ally. Following this conversion, Treasury holds \$5,937,500,000 of convertible preferred stock.
27. On 3/1/2011, Treasury entered into an agreement with Ally Financial, Inc. (Ally) and certain other parties to amend and restate the \$2,667,000,000 in aggregate liquidation preference of its Ally trust preferred securities so to facilitate a public underwritten offering. At the time of amendment and restatement, Treasury received all outstanding accrued and unpaid dividends and a distribution fee of
28. On 3/2/2011, Treasury entered into an underwritten offering for all of its Ally trust preferred securities, the proceeds of which were \$2,638,830,000, which together with the distribution fee referred to in footnote 27, provided total disposition proceeds to Treasury of \$2,667,000,000. This amount does not include the accumulated and unpaid dividends on the trust preferred securities from the date of the amendment and restatement through but excluding the closing date that Treasury will receive separately at settlement.
29. On March 31, 2011, the Plan of Liquidation for Motors Liquidation Company (Old GM) became effective, Treasury's \$986 million loan to Old GM was converted to an administrative claim and the assets remaining with Old GM, including Treasury's liens on certain collateral and other rights attached to the loan, were transferred to liquidation trusts. Under the Plan of Liquidation, Treasury retained the right to recover additional proceeds; however, any additional recovery is dependent on actual liquidation proceeds and pending litigation.
30. In June 2009, Treasury provided a \$6.6 billion loan commitment to Chrysler Group LLC and received a 9.9 percent equity ownership in Chrysler Group LLC (Chrysler). In January and April 2011, Chrysler met the first and second of three performance related milestones. As a result, Fiat's ownership automatically increased from 20% to 30%, and Treasury's ownership was reduced to 8.6%. On May 24, 2011, Fiat, through the exercise of an equity call option, purchased an incremental 16% fully diluted ownership interest in Chrysler for \$1.268 billion, reducing Treasury's ownership to 6.6% (or 6.0% on a fully diluted basis). On July 21, 2011, Fiat, through the exercise of an equity call option, purchased Treasury's ownership interest for \$500 million. In addition, Fiat paid \$60 million to Treasury for its rights under an agreement with the UAW retirement trust pertaining to the trust's shares in Chrysler.
- 31 On May 24, 2011, Chrysler Group LLC terminated its ability to draw on the remaining \$2.066 billion outstanding under this loan facility.

AUTOMOTIVE SUPPLIER SUPPORT PROGRAM

Footnote	Date	Seller			Transaction Type	Investment Description	Investment Amount	Pricing Mechanism	Adjustment Details			Payment or Disposition*										
		Name of Institution	City	State					Adjustment Date	Adjustment Amount	Adjusted or Final Investment Amount	Date	Type	Remaining Investment Description	Amount							
1	4/9/2009	GM Supplier Receivables LLC	Wilmington	DE	Purchase	Debt Obligation w/ Additional Note	\$ 3,500,000,000	N/A	7/8/2009	3	\$ (1,000,000,000)	\$ 2,500,000,000	11/20/2009	Partial repayment	Debt Obligation w/ Additional Note	\$ 140,000,000						
													2/11/2010	Partial repayment	Debt Obligation w/ Additional Note	\$ 100,000,000						
													3/4/2010	Repayment ⁵	Additional Note	\$ 50,000,000						
													4/5/2010	Payment ⁶	None	\$ 56,541,893						
2	4/9/2009	Chrysler Receivables SPV LLC	Wilmington	DE	Purchase	Debt Obligation w/ Additional Note	\$ 1,500,000,000	N/A	7/8/2009	3	\$ (500,000,000)	\$ 1,000,000,000	3/9/2010	Repayment ⁵	Additional Note	\$ 123,076,735						
													4/7/2010	Payment ⁷	None	\$ 44,533,054						
INITIAL TOTAL		\$ 5,000,000,000			ADJUSTED TOTAL			\$ 413,076,735			Total Repayments			\$ 413,076,735			Total Proceeds from Additional Notes			\$ 101,074,947		

1/ The loan was funded through GM Supplier Receivables, LLC, a special purpose vehicle created by General Motors Corporation. The amount of \$3,500,000,000 represents the maximum loan amount. The loan will be incrementally funded. The credit agreement was fully executed on 4/9/2009, but was made effective as of 4/3/2009. General Motors Company assumed GM Supplier

2/ The loan was funded through Chrysler Receivables SPV LLC, a special purpose vehicle created by Chrysler LLC. The amount of \$1,500,000,000 represents the maximum loan amount. The loan will be incrementally funded. The credit agreement was fully executed on 4/9/2009, but was made effective as of 4/7/2009. Chrysler Group LLC assumed Chrysler Receivables SPV LLC on

3/ Treasury issued notice to the institution of the permanent reduced commitment on 7/8/2009; the reduction was effective on 7/1/2009.

4/ Does not include accrued and unpaid interest due on the amount of principal repayment, which interest must be paid at the time of principal repayment.

5/ All outstanding principal drawn under the credit agreement was repaid.

6/ Treasury's commitment was \$2.5 billion (see note 3). As of 4/5/2010, Treasury's commitment to lend under the credit agreement had terminated and the borrower has paid its obligations with respect to the Additional Note. The final investment amount reflects the total funds disbursed under the loan, all of which have been repaid.

7/ Treasury's commitment was \$1 billion (see note 3). As of 4/7/2010, Treasury's commitment to lend under the credit agreement had terminated and the borrower has paid its obligations with respect to the Additional Note. The final investment amount reflects the total funds disbursed under the loan, all of which have been repaid.

TARGETED INVESTMENT PROGRAM

Footnote	Seller					Transaction Type	Investment Description	Investment Amount	Pricing Mechanism	Capital Repayment Details		Treasury Investment Remaining After Capital Repayment		Final Disposition		
	Date	Name of Institution	City	State	Capital Repayment Date					Capital Repayment Amount	Remaining Capital Amount	Remaining Capital Description	Final Disposition Date	Final Disposition Description	Final Disposition Proceeds	
1	12/31/2008	Citigroup Inc.	New York	NY	Purchase	Trust Preferred Securities w/ Warrants	\$ 20,000,000,000	Par	12/23/2009	\$ 20,000,000,000	\$ 0	Warrants	1/25/2011	A	Warrants	\$ 190,386,428
	1/16/2009	Bank of America Corporation	Charlotte	NC	Purchase	Preferred Stock w/ Warrants	\$ 20,000,000,000	Par	12/9/2009	\$ 20,000,000,000	\$ 0	Warrants	3/3/2010	A	Warrants	\$ 1,255,639,099
TOTAL							\$ 40,000,000,000	TOTAL CAPITAL REPAYMENT		\$ 40,000,000,000	Total Warrant Proceeds			\$ 1,446,025,527		
TOTAL TREASURY TIP INVESTMENT AMOUNT										\$ 0						

1/ Treasury made three separate investments in Citigroup Inc. ("Citigroup") under CPP, TIP, and AGP for a total of \$49 billion. On 6/9/2009, Treasury entered into an agreement with Citigroup to exchange all of Treasury's investments. On 7/30/2009, Treasury exchanged all of its Fixed Rate Cumulative Perpetual Preferred Stock, Series I (TIP Shares) "dollar for dollar" for Trust Preferred Securities.
2/ Repayment pursuant to Title VII, Section 7001 of the American Recovery and Reinvestment Act of 2009.
3/ For final disposition of warrants, "R" represents proceeds from a repurchase of warrants by the financial institution, and "A" represents the proceeds to Treasury, before underwriting fees and selling expenses, from a sale by Treasury in a registered public offering of the warrants issued by the financial institution.

ASSET GUARANTEE PROGRAM

Footnote	Initial Investment					Premium		Exchange/Transfer/Other Details					Payment or Disposition							
	Date	Name of Institution	City	State	Type	Description	Guarantee Limit	Description	Amount	Footnote	Date	Type	Description	Amount	Footnote	Date	Type	Amount	Remaining Premium Description	Remaining Premium
1	1/16/2009	Citigroup Inc.	New York	NY	Guarantee	Master Agreement	\$ 5,000,000,000	Preferred Stock w/ Warrants	\$ 4,034,000,000	2	6/9/2009	Exchange preferred stock for trust preferred securities	Trust Preferred Securities w/ Warrants	\$ 4,034,000,000	3	12/23/2009	Partial cancellation for early termination of guarantee	\$ (1,800,000,000)	Trust Preferred Securities w/ Warrants	\$2,234,000,000
										4	9/29/2010	Exchange trust preferred securities for trust preferred securities	Trust Preferred Securities w/ Warrants	\$ 2,246,000,000	5	9/30/2010	Disposition	\$ 2,246,000,000	Warrants	\$ 0
																1/25/2011	Warrant Auction	\$ 67,197,045	None	\$ 0
3	12/23/2009	Citigroup Inc.	New York	NY	Termination	Termination Agreement	\$ (5,000,000,000)													
TOTAL							\$ 0	Total Proceeds										\$ 2,313,197,045		

1/ In consideration for the guarantee, Treasury received \$4.03 billion of preferred stock, which pays 8% interest.
2/ Treasury made three separate investments in Citigroup Inc. ("Citigroup") under CPP, TIP, and AGP for a total of \$49 billion. On 6/9/2009, Treasury entered into an agreement with Citigroup to exchange all of Treasury's investments. On 7/30/2009, Treasury exchanged all of its Fixed Rate Cumulative Perpetual Preferred Stock Series G (AGP Shares), received as premium with the AGP agreement, "dollar for dollar" for Trust Preferred Securities.
3/ On 12/23/2009, Treasury entered into a Termination Agreement with the other parties to the Master Agreement which served to terminate Treasury's guarantee and obligations under the Master Agreement. In connection with the early termination of the guarantee, Treasury agreed to cancel \$1.8 billion of the AGP Trust Preferred Securities, and the Federal Deposit Insurance Corporation (FDIC) and Treasury agreed that, subject to the conditions set out in the Termination Agreement, the FDIC may transfer \$800 million of Trust Preferred Securities to Treasury at the close of Citigroup's participation in the FDIC's Temporary Liquidity Guarantee Program.
4/ On 9/29/2010, Treasury entered into an agreement with Citigroup Inc. to exchange \$2,234,000,000 in aggregate liquidation preference of its trust preferred securities for \$2,246,000,000 in aggregate liquidation preference of trust preferred securities with certain modified terms. At the time of exchange, Citigroup Inc. paid the outstanding accrued and unpaid dividends.
5/ On 9/30/2010, Treasury entered into underwritten offering of the trust preferred securities, the gross proceeds of which do not include accumulated and unpaid distributions from the date of the exchange through the closing date.

AMERICAN INTERNATIONAL GROUP, INC. (AIG) INVESTMENT PROGRAM
(formerly referred to as Systemically Significant Failing Institutions Program)

Note	Date	Seller			Purchase Details				Exchange/Transfer Details				
		Name of Institution	City	State	Transaction Type	Investment Description	Investment Amount	Pricing Mechanism	Date	Transaction Type	Investment Description	Amount	Pricing Mechanism
1	11/25/2008	AIG	New York	NY	Purchase	Preferred Stock w/ Warrants (Series D)	\$ 40,000,000,000	Par	4/17/2009	Exchange	Preferred Stock w/ Warrants (Series E) 1	\$ 40,000,000,000	Par
2, 3	4/17/2009	AIG	New York	NY	Purchase	Preferred Stock w/ Warrants (Series F)	\$ 29,835,000,000	Par	2 See table below for exchange/transfer details in connection with the recapitalization conducted on 1/14/2011.				
TOTAL							\$ 69,835,000,000						
Final Disposition													
Date	Investment	Transaction Type	Proceeds	Pricing Mechanism									
	Warrants (Series E)												
	Warrants (Series F)												
Total													

1/ On 4/17/2009, Treasury exchanged its Series D Fixed Rate Cumulative Preferred Shares for Series E Fixed Rate Non-Cumulative Preferred Shares with no change to Treasury's initial investment amount. In addition, in order for AIG to fully redeem the Series E Preferred Shares, it had an additional obligation to Treasury of \$1,604,576,000 to reflect the cumulative unpaid dividends for the Series D Preferred Shares due to Treasury through and including the exchange date.

2/ The investment amount reflected Treasury's commitment to invest up to \$30 billion less a reduction of \$165 million representing retention payments AIG Financial Products made to its employees in March 2009.

3/ This transaction does not include AIG's commitment fee of an additional \$165 million paid from its operating income over the life of the facility. A \$55 million payment was received by Treasury on 12/17/2010. The remaining \$110 million payment was received by Treasury on 05/27/2011.

AIG POST-RECAPITALIZATION

Recapitalization					Treasury Holdings Post-Recapitalization			Final Disposition				
Note	Date	Investment Description	Transaction Type	Pricing Mechanism	Investment Description	Amount / Shares	Date	Transaction Type	Proceeds ⁸	Pricing Mechanism	Remaining Recap Investment Amount, Shares, or Equity %	
4	1/14/2011	Preferred Stock (Series F)	Exchange	Par	Preferred Stock (Series G)	\$ 2,000,000,000	5/27/2011	Cancellation	\$ -	N/A	\$ - ¹⁰	
			Exchange	N/A	AIA Preferred Units	\$ 16,916,603,568 ⁷	2/14/2011	Payment	\$ 185,726,192	Par	\$ 8,857,562,775 ⁸	
							3/8/2011	Payment	\$ 5,511,067,614	Par		
							3/15/2011	Payment	\$ 55,833,333	Par		
							8/17/2011	Payment	\$ 97,008,351	Par		
							8/18/2011	Payment	\$ 2,153,520,000	Par		
							9/2/2011	Payment	\$ 55,885,302	Par		
			Exchange	N/A	ALICO Junior Preferred Interests	\$ 3,375,328,432 ⁷	2/14/2011	Payment	\$ 2,009,932,072	Par	\$ 0 ⁸	
							3/8/2011	Payment	\$ 1,383,888,037	Par		
			5	1/14/2011	Preferred Stock (Series E)	Exchange	N/A	Common Stock	167,623,733	5/24/2011	Partial Disposition	\$ 5,800,000,000
6	1/14/2011	Common Stock (non-TARP)	Transfer		562,868,096	77%						
Total									\$ 17,252,860,902			

4/ On 1/14/2011, (A) Treasury exchanged \$27,835,000,000 of Treasury's investment in AIG's Fixed Rate Non-Cumulative Perpetual Preferred Stock (Series F) which is equal to the amount funded (including amounts drawn at closing) under the Series F equity capital facility, for (i) the transferred SPV preferred interests and (ii) 167,623,733 shares of AIG Common Stock, and (B) Treasury exchanged \$2,000,000,000 of undrawn Series F for 20,000 shares of preferred stock under the new Series G Cumulative Mandatory Convertible Preferred Stock equity capital facility under which AIG has the right to draw up to \$2,000,000,000.

5/ On 1/14/2011, Treasury exchanged an amount equivalent to the \$40 billion initial investment plus capitalized interest from the April 2009 exchange (see note 1 above) of Fixed Rate Non-Cumulative Perpetual Preferred Stock (Series E) for 924,546,133 shares of AIG Common Stock.

6/ On 1/14/2011, Treasury received 562,868,096 shares of AIG Common Stock from the AIG Credit Facility Trust, which trust was established in connection with the credit facility between AIG and the Federal Reserve Bank of New York. This credit facility was repaid and terminated pursuant to this recapitalization transaction. The trust had received 562,868,096 shares of AIG common stock in exchange for AIG's Series C Perpetual, Convertible Participating Preferred Stock, which was previously held by the trust for the benefit of the U.S. Treasury.

7/ The amount of Treasury's AIA Preferred Units and ALICO Junior Preferred Interests holdings do not reflect preferred returns on the securities that accrue quarterly.

8/ Proceeds include amounts applied to pay (i) accrued preferred returns and (ii) redeem the outstanding liquidation amount.

9/ On 5/27/2011, Treasury completed the sale of 200,000,000 shares of common stock at \$29.00 per share for an aggregate amount equal to \$5,800,000,000, pursuant to an underwriting agreement executed on 05/24/2011.

10/ On 5/27/2011, pursuant to the terms of the agreements governing the Preferred Stock (Series G), the available amount of the Preferred Stock (Series G) was reduced to \$0 as a result of AIG's primary offering of its common stock and the Preferred Stock (Series G) was cancelled.

CONSUMER AND BUSINESS LENDING INITIATIVE INVESTMENT PROGRAM

Footnote	Date	Seller			Transaction Type	Investment Description	Investment Amount	Pricing Mechanism	Adjusted Investment	
		Name of Institution	City	State					Date	Amount
1	3/3/2009	TALF LLC	Wilmington	DE	Purchase	Debt Obligation w/ Additional Note	\$ 20,000,000,000	N/A	7/19/2010 ²	\$ 4,300,000,000
TOTAL							\$			<u>4,300,000,000</u>

1/ The loan was funded through TALF LLC, a special purpose vehicle created by The Federal Reserve Bank of New York ("FRBNY"). The amount of \$20,000,000,000 represents the maximum loan amount. The loan will be incrementally funded.

2/ On 7/19/2010, Treasury, the FRBNY and TALF LLC entered into an amendment of the credit agreement previously entered into on 3/3/2009, which amendment reduced Treasury's maximum loan amount to \$4,300,000,000.

**SMALL BUSINESS AND COMMUNITY LENDING INITIATIVE
SBA 7a Securities Purchase Program**

Purchase Details ¹					Settlement Details				Final Disposition					
Date	Investment Description	Purchase Face Amount ³	Pricing Mechanism	TBA or PMF ³	Settlement Date	Investment Amount ^{2,3}	TBA or PMF ³	Senior Security Proceeds ⁴	Trade Date	PMF ⁵	Purchase Face Amount ³	Current Face Amount ^{6,8}	Life-to-date Principal Received ^{1,8}	Disposition Amount ^{5,6}
3/19/2010	Floating Rate SBA 7a security due 2025	\$ 4,070,000	107.75	-	3/24/2010	\$ 4,377,249	-	\$ 2,184	6/21/2011	-	\$ 4,070,000	\$ 3,151,186	\$ 902,633	\$ 3,457,746
3/19/2010	Floating Rate SBA 7a security due 2022	\$ 7,617,617	109	-	3/24/2010	\$ 8,279,156	-	\$ 4,130	10/19/2011	-	\$ 7,617,617	\$ 5,891,602	\$ 1,433,979	\$ 6,462,972
3/19/2010	Floating Rate SBA 7a security due 2022	\$ 8,030,000	108.875	-	3/24/2010	\$ 8,716,265	-	\$ 4,348	6/21/2011	-	\$ 8,030,000	\$ 5,964,013	\$ 2,022,652	\$ 6,555,383
4/8/2010	Floating Rate SBA 7a security due 2034	\$ 23,500,000	110.502	-	5/28/2010	\$ 26,041,643	-	\$ 12,983	6/7/2011	-	\$ 23,500,000	\$ 22,350,367	\$ 1,149,633	\$ 25,039,989
4/8/2010	Floating Rate SBA 7a security due 2016	\$ 8,900,014	107.5	-	4/30/2010	\$ 9,598,523	-	\$ 4,783	6/7/2011	-	\$ 8,900,014	\$ 6,542,218	\$ 2,357,796	\$ 7,045,774
5/11/2010	Floating Rate SBA 7a security due 2020	\$ 10,751,382	106.806	-	6/30/2010	\$ 11,511,052	-	\$ 5,741	6/7/2011	-	\$ 10,751,382	\$ 9,819,270	\$ 932,112	\$ 10,550,917
5/11/2010	Floating Rate SBA 7a security due 2035	\$ 12,898,996	109.42	-	6/30/2010	\$ 14,151,229	-	\$ 7,057	6/7/2011	-	\$ 12,898,996	\$ 12,570,392	\$ 328,604	\$ 13,886,504
5/11/2010	Floating Rate SBA 7a security due 2033	\$ 8,744,333	110.798	-	6/30/2010	\$ 9,717,173	-	\$ 4,844	6/7/2011	-	\$ 8,744,333	\$ 8,483,188	\$ 261,145	\$ 9,482,247
5/25/2010	Floating Rate SBA 7a security due 2029	\$ 8,417,817	110.125	-	7/30/2010	\$ 9,294,363	-	\$ 4,635	6/7/2011	-	\$ 8,417,817	\$ 8,171,159	\$ 246,658	\$ 8,985,818
5/25/2010	Floating Rate SBA 7a security due 2033	\$ 17,119,972	109.553	-	7/30/2010	\$ 18,801,712	-	\$ 9,377	9/20/2011	-	\$ 17,119,972	\$ 15,030,712	\$ 2,089,260	\$ 16,658,561
6/17/2010	Floating Rate SBA 7a security due 2020	\$ 34,441,059	110.785	-	8/30/2010	\$ 38,273,995	-	\$ 19,077	6/21/2011	-	\$ 34,441,059	\$ 32,656,125	\$ 1,784,934	\$ 36,072,056
6/17/2010	Floating Rate SBA 7a security due 2034	\$ 28,209,085	112.028	-	8/30/2010	\$ 31,693,810	-	\$ 15,801	9/20/2011	-	\$ 28,209,085	\$ 25,930,433	\$ 2,278,652	\$ 29,142,472
7/14/2010	Floating Rate SBA 7a security due 2020	\$ 6,004,156	106.625	-	9/30/2010	\$ 6,416,804	-	\$ 3,200	6/21/2011	-	\$ 6,004,156	\$ 5,656,049	\$ 348,107	\$ 6,051,772
7/14/2010	Floating Rate SBA 7a security due 2025	\$ 6,860,835	108.505	-	9/30/2010	\$ 7,462,726	-	\$ 3,722	10/19/2011	-	\$ 6,860,835	\$ 6,520,875	\$ 313,373	\$ 7,105,304
7/14/2010	Floating Rate SBA 7a security due 2034	\$ 13,183,361	111.86	-	9/30/2010	\$ 14,789,302	-	\$ 7,373	6/21/2011	-	\$ 13,183,361	\$ 12,704,841	\$ 478,520	\$ 14,182,379
7/29/2010	Floating Rate SBA 7a security due 2017	\$ 2,598,386	108.4375	-	9/30/2010	\$ 2,826,678	-	\$ 1,408						
7/29/2010	Floating Rate SBA 7a security due 2034	\$ 9,719,455	106.75	-	10/29/2010	\$ 10,394,984	-	\$ 5,187	6/21/2011	-	\$ 9,719,455	\$ 9,531,446	\$ 188,009	\$ 10,223,264
8/17/2010	Floating Rate SBA 7a security due 2020	\$ 8,279,048	110.198	-	9/30/2010	\$ 9,150,989	-	\$ 4,561	9/20/2011	-	\$ 8,279,048	\$ 6,425,217	\$ 1,853,831	\$ 7,078,089
8/17/2010	Floating Rate SBA 7a security due 2019	\$ 5,000,000	110.088	-	10/29/2010	\$ 5,520,652	-	\$ 2,752	10/19/2011	-	\$ 5,000,000	\$ 4,580,543	\$ 389,366	\$ 5,029,356
8/17/2010	Floating Rate SBA 7a security due 2020	\$ 10,000,000	110.821	-	10/29/2010	\$ 11,115,031	-	\$ 5,541	10/19/2011	-	\$ 10,000,000	\$ 9,030,539	\$ 919,246	\$ 9,994,806
8/31/2010	Floating Rate SBA 7a security due 2020	\$ 9,272,482	110.515	-	9/29/2010	\$ 10,277,319	-	\$ 5,123	9/20/2011	-	\$ 9,272,482	\$ 8,403,846	\$ 868,636	\$ 9,230,008
8/31/2010	Floating Rate SBA 7a security due 2024	\$ 10,350,000	112.476	-	10/29/2010	\$ 11,672,766	-	\$ 5,820	10/19/2011	-	\$ 10,350,000	\$ 10,099,555	\$ 229,206	\$ 11,314,651
8/31/2010	Floating Rate SBA 7a security due 2020	\$ 6,900,000	105.875	-	11/30/2010	\$ 7,319,688	-	\$ 3,652						
9/14/2010	Floating Rate SBA 7a security due 2020	\$ 8,902,230	111.584	-	10/29/2010	\$ 9,962,039	-	\$ 4,966						
9/14/2010	Floating Rate SBA 7a security due 2021	\$ 8,050,000	110.759	-	11/30/2010	\$ 8,940,780	-	\$ 4,458						
9/14/2010	Floating Rate SBA 7a security due 2029	\$ 5,750,000	106.5	-	11/30/2010	\$ 6,134,172	-	\$ 3,061						
9/14/2010	Floating Rate SBA 7a security due 2026	\$ 5,741,753	110.5	-	11/30/2010	\$ 6,361,173	-	\$ 3,172						
9/28/2010	Floating Rate SBA 7a security due 2035	\$ 3,450,000	110.875	-	11/30/2010	\$ 3,834,428	-	\$ 1,912	10/19/2011	-	\$ 3,450,000	\$ 3,367,168	\$ 75,197	\$ 3,698,411
9/28/2010	Floating Rate SBA 7a security due 2034	\$ 11,482,421	113.838	-	12/30/2010	\$ 13,109,070	-	\$ 6,535						
9/28/2010	Floating Rate SBA 7a security due 2034	\$ 13,402,491	113.9	-	11/30/2010	\$ 15,308,612	-	\$ 7,532	10/19/2011	-	\$ 13,402,491	\$ 12,963,737	\$ 412,121	\$ 14,433,039
9/28/2010	Floating Rate SBA 7a security due 2035	\$ 14,950,000	114.006	-	12/30/2010	\$ 17,092,069	-	\$ 8,521						

Total Purchase Face Amount \$ 332,596,893

Total Senior Security Proceeds \$ 183,555

Disposition Proceeds \$ 271,681,517 *

TOTAL INVESTMENT AMOUNT \$ 368,145,452 *

TOTAL PROGRAM PROCEEDS TO DATE⁷ \$ 309,844,252 *

* Subject to adjustment

1/ The amortizing principal and interest payments are reported on the monthly Dividends and Interest Report available at www.FinancialStability.gov.

2/ Investment Amount is stated after applying the appropriate month's factor and includes accrued interest paid at settlement, if applicable.

3/ If a purchase is listed as TBA, or To-Be-Announced, the underlying loans in the SBA Pool have yet to come to market, and the TBA pricing mechanism, purchase face amount, investment amount and senior security proceeds will be adjusted within the variance permitted under the program terms. If a purchase is listed as PMF, or Prior-Month-Factor, the trade was made prior to the applicable month's factor being published and the SBA 7a security and senior security are priced according to the prior-month's factor. The PMF investment amount and senior security proceeds will be adjusted after publication of the applicable month's factor (on or about the 11th business day of each month).

4/ In order to satisfy the requirements under Section 113 of the Emergency Economic Stabilization Act of 2008, Treasury will acquire a senior indebtedness instrument (a Senior Security) from the seller of each respective SBA 7a Security. Each Senior Security will (i) have an aggregate principal amount equal to the product of (A) 0.05% and (B) the Investment Amount (excluding accrued interest) paid by Treasury for the respective SBA 7a Security, and (ii) at the option of the respective seller, may be redeemed at par value immediately upon issuance, or remain outstanding with the terms and conditions as set forth in the Master Purchase Agreement.

5/ Disposition Amount is stated after applying the appropriate month's factor and includes accrued interest received at settlement, if applicable. If the disposition is listed as PMF, the disposition amount will be adjusted after publication of the applicable month's factor.

6/ If a disposition is listed as PMF, or Prior-Month-Factor, the trade was made prior to the applicable month's factor being published and the SBA 7a security is priced according to the prior-month's factor. The PMF disposition amount will be adjusted after publication of the applicable month's factor (on or about the 11th business day of each month).

7/ Total Program Proceeds To Date includes life-to-date disposition proceeds, life-to-date principal received, life-to-date interest received, and senior security proceeds (excluding accruals).

8/ The sum of Current Face Amount and Life-to-date Principal Received will equal Purchase Face Amount for CUSIPs that were originally purchased as TBAs only after the applicable month's factor has been published and trailing principal & interest payments have been received.

LEGACY SECURITIES PUBLIC-PRIVATE INVESTMENT PROGRAM (S-PPIP)

Footnote	Date	Seller			Transaction Type	Investment Description	Investment Amount	Pricing Mechanism	Adjusted Investment ³		Final Investment Amount ⁷		Capital Repayment Details		Investment After Capital Repayment		Distribution or Disposition		
		Name of Institution	City	State					Date	Amount	Date	Amount	Repayment Date	Repayment Amount	Amount	Description	Date	Description	Proceeds
1	9/30/2009	UST/TCW Senior Mortgage Securities Fund, L.P.	Wilmington	DE	Purchase	Membership Interest	\$ 1,111,111,111	Par	1/4/2010	4	\$ 156,250,000	1/15/2010	\$ 156,250,000	\$ 0	Membership Interest ⁵	1/29/2010	Distribution ⁵	\$ 20,091,872	
																2/24/2010	Final Distribution ⁵	\$ 48,922	
2	9/30/2009	UST/TCW Senior Mortgage Securities Fund, L.P.	Wilmington	DE	Purchase	Debt Obligation w/ Contingent Proceeds	\$ 2,222,222,222	Par	1/4/2010	4	\$ 200,000,000	1/11/2010	\$ 34,000,000	\$ 166,000,000	Debt Obligation w/ Contingent Proceeds			N/A	
												1/12/2010	\$ 166,000,000	\$ 0	Contingent Proceeds	1/29/2010	Distribution ⁵	\$ 502,302	
																2/24/2010	Final Distribution ⁵	\$ 1,223	
1	9/30/2009	Invesco Legacy Securities Master Fund, L.P.	Wilmington	DE	Purchase	Membership Interest	\$ 1,111,111,111	Par	3/22/2010	6	\$ 1,244,437,500	7/16/2010	\$ 856,000,000						
2	9/30/2009	Invesco Legacy Securities Master Fund, L.P.	Wilmington	DE	Purchase	Debt Obligation w/ Contingent Proceeds	\$ 2,222,222,222	Par	3/22/2010	6	\$ 2,488,875,000	9/26/2011	\$ 1,161,920,000						
												2/18/2010	\$ 4,888,718	\$ 1,157,031,282	Debt Obligation w/ Contingent Proceeds				
												4/15/2010	\$ 7,066,434	\$ 1,149,964,848	Debt Obligation w/ Contingent Proceeds				
												9/15/2010	\$ 60,022,674	\$ 1,089,942,174	Debt Obligation w/ Contingent Proceeds				
												11/15/2010	\$ 132,928,628	\$ 957,013,546	Debt Obligation w/ Contingent Proceeds				
												12/14/2010	\$ 31,689,230	\$ 925,324,316	Debt Obligation w/ Contingent Proceeds				
												1/14/2011	\$ 27,355,590	\$ 897,968,726	Debt Obligation w/ Contingent Proceeds				
												2/14/2011	\$ 92,300,138	\$ 805,668,588	Debt Obligation w/ Contingent Proceeds				
												3/14/2011	\$ 128,027,536	\$ 677,641,052	Debt Obligation w/ Contingent Proceeds				
												4/14/2011	\$ 155,409,286	\$ 522,231,766	Debt Obligation w/ Contingent Proceeds				
												5/20/2011	\$ 75,085,485	\$ 447,146,281	Debt Obligation w/ Contingent Proceeds				
												6/14/2011	\$ 18,259,513	\$ 428,886,768	Debt Obligation w/ Contingent Proceeds				
												7/15/2011	\$ 62,979,809	\$ 365,906,960	Debt Obligation w/ Contingent Proceeds				
												8/12/2011	\$ 20,762,532	\$ 345,144,428	Debt Obligation w/ Contingent Proceeds				
												10/17/2011	\$ 37,384,574	\$ 307,759,854	Debt Obligation w/ Contingent Proceeds				
1	10/1/2009	Wellington Management Legacy Securities PPIF Master Fund, LP	Wilmington	DE	Purchase	Membership Interest	\$ 1,111,111,111	Par	3/22/2010	6	\$ 1,262,037,500	7/16/2010	\$ 1,149,487,000						
2	10/1/2009	Wellington Management Legacy Securities PPIF Master Fund, LP	Wilmington	DE	Purchase	Debt Obligation w/ Contingent Proceeds	\$ 2,222,222,222	Par	3/22/2010	6	\$ 2,524,075,000	7/16/2010	\$ 2,298,974,000						
1	10/2/2009	AllianceBernstein Legacy Securities Master Fund, L.P.	Wilmington	DE	Purchase	Membership Interest	\$ 1,111,111,111	Par	3/22/2010	6	\$ 1,244,437,500	7/16/2010	\$ 1,150,423,500						
2	10/2/2009	AllianceBernstein Legacy Securities Master Fund, L.P.	Wilmington	DE	Purchase	Debt Obligation w/ Contingent Proceeds	\$ 2,222,222,222	Par	3/22/2010	6	\$ 2,488,875,000	7/16/2010	\$ 2,300,847,000						
												5/16/2011	\$ 30,244,575	\$ 2,270,602,425	Debt Obligation w/ Contingent Proceeds				
												6/14/2011	\$ 88,087	\$ 2,270,514,339	Debt Obligation w/ Contingent Proceeds				
1	10/2/2009	Blackrock PPIF, L.P.	Wilmington	DE	Purchase	Membership Interest	\$ 1,111,111,111	Par	3/22/2010	6	\$ 1,244,437,500	7/16/2010	\$ 694,980,000						
2	10/2/2009	Blackrock PPIF, L.P.	Wilmington	DE	Purchase	Debt Obligation w/ Contingent Proceeds	\$ 2,222,222,222	Par	3/22/2010	6	\$ 2,488,875,000	7/16/2010	\$ 1,389,960,000						
1	10/30/2009	AG GECC PPIF Master Fund, L.P.	Wilmington	DE	Purchase	Membership Interest	\$ 1,111,111,111	Par	3/22/2010	6	\$ 1,271,337,500	7/16/2010	\$ 1,243,275,000						
2	10/30/2009	AG GECC PPIF Master Fund, L.P.	Wilmington	DE	Purchase	Debt Obligation w/ Contingent Proceeds	\$ 2,222,222,222	Par	3/22/2010	6	\$ 2,542,675,000	7/16/2010	\$ 2,486,550,000						
1	11/4/2009	RLJ Western Asset Public/Private Master Fund, L.P.	Wilmington	DE	Purchase	Membership Interest	\$ 1,111,111,111	Par	3/22/2010	6	\$ 1,244,437,500	7/16/2010	\$ 620,578,258						
2	11/4/2009	RLJ Western Asset Public/Private Master Fund, L.P.	Wilmington	DE	Purchase	Debt Obligation w/ Contingent Proceeds	\$ 2,222,222,222	Par	3/22/2010	6	\$ 2,488,875,000	7/16/2010	\$ 1,241,156,516						
												5/13/2011	\$ 13,531,530	\$ 1,227,624,986	Debt Obligation w/ Contingent Proceeds				
1	11/25/2009	Marathon Legacy Securities Public-Private Investment Partnership, L.P.	Wilmington	DE	Purchase	Membership Interest	\$ 1,111,111,111	Par	3/22/2010	6	\$ 1,244,437,500	7/16/2010	\$ 474,550,000						
2	11/25/2009	Marathon Legacy Securities Public-Private Investment Partnership, L.P.	Wilmington	DE	Purchase	Debt Obligation w/ Contingent Proceeds	\$ 2,222,222,222	Par	3/22/2010	6	\$ 2,488,875,000	7/16/2010	\$ 949,100,000						
1	12/18/2009	Oaktree PPIF Fund, L.P.	Wilmington	DE	Purchase	Membership Interest	\$ 1,111,111,111	Par	3/22/2010	6	\$ 1,244,437,500	7/16/2010	\$ 1,160,784,100						
2	12/18/2009	Oaktree PPIF Fund, L.P.	Wilmington	DE	Purchase	Debt Obligation w/ Contingent Proceeds	\$ 2,222,222,222	Par	3/22/2010	6	\$ 2,488,875,000	7/16/2010	\$ 2,321,568,200						
												7/15/2011	\$ 79,000,000	\$ 2,242,568,200	Debt Obligation w/ Contingent Proceeds				
							INITIAL INVESTMENT AMOUNT	\$ 30,000,000,000			FINAL INVESTMENT AMOUNT	\$ 21,856,403,574	TOTAL CAPITAL REPAYMENT AMOUNT		\$ 1,333,274,337	TOTAL PROCEEDS		\$ 20,644,319	

Footnotes appear on following page.

1/ The equity amount may be incrementally funded. Investment amount represents Treasury's maximum obligation if the limited partners other than Treasury fund their maximum equity capital obligations.

2/ The loan may be incrementally funded. Investment amount represents Treasury's maximum obligation if Treasury and the limited partners other than Treasury fund 100% of their maximum equity obligations.

3/ Adjusted to show Treasury's maximum obligations to a fund.

4/ On 1/4/2010, Treasury and the fund manager entered into a Winding-Up and Liquidation Agreement.

5/ Profit after capital repayments will be paid pro rata (subject to prior distribution of Contingent Proceeds to Treasury) to the fund's partners, including Treasury, in respect of their membership interests.

6/ Following termination of the TCW fund, the \$3.33 billion of obligations have been reallocated to the remaining eight funds pursuant to consent letters from Treasury dated as of 3/22/2010. \$133 million of maximum equity capital obligation and \$267 million of maximum debt obligation were reallocated per fund, after adjustment for the \$17.6 million and \$26.9 million equity capital reallocations from private investors in the TCW fund to the Wellington fund and the AG GECC fund, respectively. The \$356 million of final investment in the TCW fund will remain a part of Treasury's total maximum S-PPIP investment amount.

7/ Amount adjusted to show Treasury's final capital commitment (membership interest) and the maximum amount of Treasury's debt obligation that may be drawn down in accordance with the Loan Agreement.

8/ On 09/26/2011, the General Partner notified Treasury that the Investment Period was terminated in accordance with the Limited Partnership Agreement. As a result, the Final Investment Amount, representing Treasury's debt obligation, has been reduced to the cumulative amount of debt funded.

U.S. Treasury Department
Office of Financial Stability

Troubled Asset Relief Program

Transactions Report - Housing Programs

For Period Ending October 19, 2011

HOME AFFORDABLE MODIFICATION PROGRAM

Date	Servicer Modifying Borrowers' Loans			Transaction Type	Investment Description	Cap of Incentive Payments on Behalf of Borrowers and to Servicers &	Pricing Mechanism	Note	Adjustment Details			
	Name of Institution	City	State						Adjustment Date	Cap Adjustment Amount	Adjusted Cap	Reason for Adjustment
4/13/2009	Select Portfolio Servicing	Salt Lake City	UT	Purchase	Financial Instrument for Home Loan Modifications	\$ 376,000,000	N/A		6/12/2009	\$ 284,590,000	\$ 660,590,000	Updated portfolio data from servicer
									9/30/2009	\$ 121,910,000	\$ 782,500,000	Updated portfolio data from servicer & HPDP initial cap
									12/30/2009	\$ 131,340,000	\$ 913,840,000	Updated portfolio data from servicer & HAFA initial cap
									3/26/2010	\$ (355,530,000)	\$ 558,310,000	Updated portfolio data from servicer
									7/14/2010	\$ 128,690,000	\$ 687,000,000	Updated portfolio data from servicer
									9/30/2010	\$ 4,000,000	\$ 691,000,000	Initial FHA-HAMP cap and initial FHA-2LP cap
									9/30/2010	\$ 59,807,784	\$ 750,807,784	Updated portfolio data from servicer
									11/16/2010	\$ (700,000)	\$ 750,107,784	Transfer of cap due to servicing transfer
									12/15/2010	\$ 64,400,000	\$ 814,507,784	Updated portfolio data from servicer
									1/6/2011	\$ (639)	\$ 814,507,145	Updated portfolio data from servicer
									1/13/2011	\$ (2,300,000)	\$ 812,207,145	Transfer of cap due to servicing transfer
									2/16/2011	\$ 100,000	\$ 812,307,145	Transfer of cap due to servicing transfer
									3/16/2011	\$ 3,600,000	\$ 815,907,145	Transfer of cap due to servicing transfer
									3/30/2011	\$ (735)	\$ 815,906,410	Updated due to quarterly assessment and reallocation
									4/13/2011	\$ (100,000)	\$ 815,806,410	Transfer of cap due to servicing transfer
									5/13/2011	\$ 400,000	\$ 816,206,410	Transfer of cap due to servicing transfer
									6/16/2011	\$ (100,000)	\$ 816,106,410	Transfer of cap due to servicing transfer
									6/29/2011	\$ (6,805)	\$ 816,099,605	Updated due to quarterly assessment and reallocation
									8/16/2011	\$ (100,000)	\$ 815,999,605	Transfer of cap due to servicing transfer
									9/15/2011	\$ (200,000)	\$ 815,799,605	Transfer of cap due to servicing transfer
10/14/2011	\$ (100,000)	\$ 815,699,605	Transfer of cap due to servicing transfer									
4/13/2009	CitiMortgage, Inc.	O'Fallon	MO	Purchase	Financial Instrument for Home Loan Modifications	\$ 2,071,000,000	N/A		6/12/2009	\$ (991,580,000)	\$ 1,079,420,000	Updated portfolio data from servicer
									9/30/2009	\$ 1,010,180,000	\$ 2,089,600,000	Updated portfolio data from servicer & HPDP initial cap
									12/30/2009	\$ (105,410,000)	\$ 1,984,190,000	Updated portfolio data from servicer & HAFA initial cap
									3/26/2010	\$ (199,300,000)	\$ 1,784,890,000	Updated portfolio data from servicer & 2MP initial cap
									4/19/2010	\$ (230,000)	\$ 1,784,660,000	Transfer of cap to Service One, Inc. due to servicing transfer
									5/14/2010	\$ (3,000,000)	\$ 1,781,660,000	Transfer of cap to Specialized Loan Servicing, LLC due to servicing transfer

Date	Servicer Modifying Borrowers' Loans			Transaction Type	Investment Description	Cap of Incentive Payments on Behalf of Borrowers and to Servicers &	Pricing Mechanism	Note	Adjustment Details			
	Name of Institution	City	State						Adjustment Date	Cap Adjustment Amount	Adjusted Cap	Reason for Adjustment
									6/16/2010	\$ (12,280,000)	\$ 1,769,380,000	Transfer of cap to multiple servicers due to servicing transfer
									7/14/2010	\$ (757,680,000)	\$ 1,011,700,000	Updated portfolio data from servicer
									7/16/2010	\$ (7,110,000)	\$ 1,004,590,000	Transfer of cap to multiple servicers due to servicing transfer
									8/13/2010	\$ (6,300,000)	\$ 998,290,000	Transfer of cap to multiple servicers due to servicing transfer
									9/15/2010	\$ (8,300,000)	\$ 989,990,000	Transfer of cap to multiple servicers due to servicing transfer
									9/30/2010	\$ 32,400,000	\$ 1,022,390,000	Initial FHA-HAMP cap and initial FHA-2LP cap
									9/30/2010	\$ 101,287,484	\$ 1,123,677,484	Updated portfolio data from servicer
									10/15/2010	\$ (1,400,000)	\$ 1,122,277,484	Transfer of cap due to servicing transfer
									11/16/2010	\$ (3,200,000)	\$ 1,119,077,484	Transfer of cap due to servicing transfer
									1/6/2011	\$ (981)	\$ 1,119,076,503	Updated portfolio data from servicer
									1/13/2011	\$ (10,500,000)	\$ 1,108,576,503	Transfer of cap due to servicing transfer
									2/16/2011	\$ (4,600,000)	\$ 1,103,976,503	Transfer of cap due to servicing transfer
									3/16/2011	\$ (30,500,000)	\$ 1,073,476,503	Transfer of cap due to servicing transfer
									3/30/2011	\$ (1,031)	\$ 1,073,475,472	Updated due to quarterly assessment and reallocation
									4/13/2011	\$ 100,000	\$ 1,073,575,472	Transfer of cap due to servicing transfer
									5/13/2011	\$ (7,200,000)	\$ 1,066,375,472	Transfer of cap due to servicing transfer
									6/16/2011	\$ (400,000)	\$ 1,065,975,472	Transfer of cap due to servicing transfer
									6/29/2011	\$ (9,131)	\$ 1,065,966,341	Updated due to quarterly assessment and reallocation
									7/14/2011	\$ (14,500,000)	\$ 1,051,466,341	Transfer of cap due to servicing transfer
									8/16/2011	\$ (1,600,000)	\$ 1,049,866,341	Transfer of cap due to servicing transfer
									9/15/2011	\$ 700,000	\$ 1,050,566,341	Transfer of cap due to servicing transfer
									10/14/2011	\$ 15,200,000	\$ 1,065,766,341	Transfer of cap due to servicing transfer
4/13/2009	Wells Fargo Bank, NA	Des Moines	IA	Purchase	Financial Instrument for Home Loan Modifications	\$ 2,873,000,000	N/A		6/17/2009	\$ (462,990,000)	\$ 2,410,010,000	Updated portfolio data from servicer
									9/30/2009	\$ 65,070,000	\$ 2,475,080,000	Updated portfolio data from servicer & HPDP initial cap
									12/30/2009	\$ 1,213,310,000	\$ 3,688,390,000	Updated portfolio data from servicer & HAVA initial cap
									2/17/2010	\$ 2,050,236,344	\$ 5,738,626,344	Transfer of cap (from Wachovia) due to merger
									3/12/2010	\$ 54,767	\$ 5,738,681,110	Transfer of cap (from Wachovia) due to merger
									3/19/2010	\$ 668,108,890	\$ 6,406,790,000	Initial 2MP cap
									3/26/2010	\$ 683,130,000	\$ 7,089,920,000	Updated portfolio data from servicer
									7/14/2010	\$ (2,038,220,000)	\$ 5,051,700,000	Updated portfolio data from servicer
									9/30/2010	\$ (287,348,828)	\$ 4,764,351,172	Updated portfolio data from servicer
									9/30/2010	\$ 344,000,000	\$ 5,108,351,172	Initial FHA-HAMP cap, initial FHA-2LP cap, and initial RD-HAMP
									12/3/2010	\$ 8,413,225	\$ 5,116,764,397	Transfer of cap (from Wachovia) due to merger

Date	Servicer Modifying Borrowers' Loans			Transaction Type	Investment Description	Cap of Incentive Payments on Behalf of Borrowers and to Servicers &	Pricing Mechanism	Note	Adjustment Details			
	Name of Institution	City	State						Adjustment Date	Cap Adjustment Amount	Adjusted Cap	Reason for Adjustment
									12/15/2010	\$ 22,200,000	\$ 5,138,964,397	Updated portfolio data from servicer
									1/6/2011	\$ (6,312)	\$ 5,138,958,085	Updated portfolio data from servicer
									1/13/2011	\$ (100,000)	\$ 5,138,858,085	Transfer of cap due to servicing transfer
									3/16/2011	\$ (100,000)	\$ 5,138,758,085	Transfer of cap due to servicing transfer
									3/30/2011	\$ (7,171)	\$ 5,138,750,914	Updated due to quarterly assessment and reallocation
									4/13/2011	\$ (9,800,000)	\$ 5,128,950,914	Transfer of cap due to servicing transfer
									5/13/2011	\$ 100,000	\$ 5,129,050,914	Transfer of cap due to servicing transfer
									6/16/2011	\$ (600,000)	\$ 5,128,450,914	Transfer of cap due to servicing transfer
									6/29/2011	\$ (63,856)	\$ 5,128,387,058	Updated due to quarterly assessment and reallocation
									7/14/2011	\$ (2,300,000)	\$ 5,126,087,058	Transfer of cap due to servicing transfer
									8/16/2011	\$ (1,100,000)	\$ 5,124,987,058	Transfer of cap due to servicing transfer
									9/15/2011	\$ 1,400,000	\$ 5,126,387,058	Transfer of cap due to servicing transfer
									10/14/2011	\$ 200,000	\$ 5,126,587,058	Transfer of cap due to servicing transfer
4/13/2009	GMAC Mortgage, Inc.	Ft. Washington	PA	Purchase	Financial Instrument for Home Loan Modifications	\$ 633,000,000	N/A		6/12/2009	\$ 384,650,000	\$ 1,017,650,000	Updated portfolio data from servicer
									9/30/2009	\$ 2,537,240,000	\$ 3,554,890,000	Updated portfolio data from servicer & HPDP initial cap
									12/30/2009	\$ (1,679,520,000)	\$ 1,875,370,000	Updated portfolio data from servicer & HAFA initial cap
									3/26/2010	\$ 190,180,000	\$ 2,065,550,000	Updated portfolio data from servicer
									5/14/2010	\$ 1,880,000	\$ 2,067,430,000	Transfer of cap from Wilshire Credit Corporation due to servicing transfer
									7/14/2010	\$ (881,530,000)	\$ 1,185,900,000	Updated portfolio data from servicer
									8/13/2010	\$ (3,700,000)	\$ 1,182,200,000	Transfer of cap due to servicing transfer
									9/30/2010	\$ 119,200,000	\$ 1,301,400,000	Initial FHA-HAMP cap, initial FHA-2LP cap, and initial 2MP cap
									9/30/2010	\$ 216,998,139	\$ 1,518,398,139	Updated portfolio data from servicer
									12/15/2010	\$ (500,000)	\$ 1,517,898,139	Updated portfolio data from servicer
									1/6/2011	\$ (1,734)	\$ 1,517,896,405	Updated portfolio data from servicer
									3/16/2011	\$ (100,000)	\$ 1,517,796,405	Transfer of cap due to servicing transfer
									3/30/2011	\$ (2,024)	\$ 1,517,794,381	Updated due to quarterly assessment and reallocation
									4/13/2011	\$ (800,000)	\$ 1,516,994,381	Transfer of cap due to servicing transfer
									5/13/2011	\$ (17,900,000)	\$ 1,499,094,381	Transfer of cap due to servicing transfer
									6/29/2011	\$ (18,457)	\$ 1,499,075,924	Updated due to quarterly assessment and reallocation
									7/14/2011	\$ (200,000)	\$ 1,498,875,924	Transfer of cap due to servicing transfer
									8/16/2011	\$ 3,400,000	\$ 1,502,275,924	Transfer of cap due to servicing transfer
									9/15/2011	\$ 200,000	\$ 1,502,475,924	Transfer of cap due to servicing transfer
									10/14/2011	\$ (800,000)	\$ 1,501,675,924	Transfer of cap due to servicing transfer

Date	Servicer Modifying Borrowers' Loans			Transaction Type	Investment Description	Cap of Incentive Payments on Behalf of Borrowers and to Servicers &	Pricing Mechanism	Note	Adjustment Details			
	Name of Institution	City	State						Adjustment Date	Cap Adjustment Amount	Adjusted Cap	Reason for Adjustment
4/13/2009	Saxon Mortgage Services, Inc.	Irving	TX	Purchase	Financial Instrument for Home Loan Modifications	\$ 407,000,000	N/A		6/17/2009	\$ 225,040,000	\$ 632,040,000	Updated portfolio data from servicer
									9/30/2009	\$ 254,380,000	\$ 886,420,000	Updated portfolio data from servicer & HPDP initial cap
									12/30/2009	\$ 355,710,000	\$ 1,242,130,000	Updated portfolio data from servicer & HAFA initial cap
									3/26/2010	\$ (57,720,000)	\$ 1,184,410,000	Updated portfolio data from servicer
									6/16/2010	\$ (156,050,000)	\$ 1,028,360,000	Transfer of cap to Ocwen Financial Corporation, Inc. due to servicing transfer
									7/14/2010	\$ (513,660,000)	\$ 514,700,000	Updated portfolio data from servicer
									7/16/2010	\$ (22,980,000)	\$ 491,720,000	Transfer of cap due to multiple servicing transfers
									9/15/2010	\$ 1,800,000	\$ 493,520,000	Transfer of cap due to servicing transfer
									9/30/2010	\$ 9,800,000	\$ 503,320,000	Initial FHA-HAMP cap and initial FHA-2LP cap
									9/30/2010	\$ 116,222,668	\$ 619,542,668	Updated portfolio data from servicer
									10/15/2010	\$ 100,000	\$ 619,642,668	Transfer of cap due to servicing transfer
									12/15/2010	\$ 8,900,000	\$ 628,542,668	Updated portfolio data from servicer
									1/6/2011	\$ (556)	\$ 628,542,112	Updated portfolio data from servicer
									1/13/2011	\$ 2,300,000	\$ 630,842,112	Transfer of cap due to servicing transfer
									3/16/2011	\$ 700,000	\$ 631,542,112	Transfer of cap due to servicing transfer
									3/30/2011	\$ (654)	\$ 631,541,458	Updated due to quarterly assessment and reallocation
									4/13/2011	\$ 2,100,000	\$ 633,641,458	Transfer of cap due to servicing transfer
									6/29/2011	\$ (6,144)	\$ 633,635,314	Updated due to quarterly assessment and reallocation
									7/14/2011	\$ 200,000	\$ 633,835,314	Transfer of cap due to servicing transfer
									8/16/2011	\$ (100,000)	\$ 633,735,314	Transfer of cap due to servicing transfer
9/15/2011	\$ (700,000)	\$ 633,035,314	Transfer of cap due to servicing transfer									
4/13/2009	Chase Home Finance, LLC	Iselin	NJ	Purchase	Financial Instrument for Home Loan Modifications	\$ 3,552,000,000	N/A	2	7/31/2009	\$ (3,552,000,000)	\$ -	Termination of SPA
4/16/2009	Ocwen Financial Corporation, Inc.	West Palm Beach	FL	Purchase	Financial Instrument for Home Loan Modifications	\$ 659,000,000	N/A		6/12/2009	\$ (105,620,000)	\$ 553,380,000	Updated portfolio data from servicer
									9/30/2009	\$ 102,580,000	\$ 655,960,000	Updated portfolio data from servicer & HPDP initial cap
									12/30/2009	\$ 277,640,000	\$ 933,600,000	Updated portfolio data from servicer & HAFA initial cap
									3/26/2010	\$ 46,860,000	\$ 980,460,000	Updated portfolio data from servicer
									6/16/2010	\$ 156,050,000	\$ 1,136,510,000	Transfer of cap from Saxon Mortgage Services, Inc. due to servicing transfer
									7/14/2010	\$ (191,610,000)	\$ 944,900,000	Updated portfolio data from servicer
									7/16/2010	\$ 23,710,000	\$ 968,610,000	Transfer of cap from Saxon Mortgage Services, Inc. due to servicing transfer
									9/15/2010	\$ 100,000	\$ 968,710,000	Initial FHA-HAMP cap
									9/30/2010	\$ 3,742,740	\$ 972,452,740	Updated portfolio data from servicer
									10/15/2010	\$ 170,800,000	\$ 1,143,252,740	Transfer of cap due to servicing transfer
									1/6/2011	\$ (1,020)	\$ 1,143,251,720	Updated portfolio data from servicer

Date	Servicer Modifying Borrowers' Loans			Transaction Type	Investment Description	Cap of Incentive Payments on Behalf of Borrowers and to Servicers &	Pricing Mechanism	Note	Adjustment Details			
	Name of Institution	City	State						Adjustment Date	Cap Adjustment Amount	Adjusted Cap	Reason for Adjustment
									2/16/2011	\$ 900,000	\$ 1,144,151,720	Transfer of cap due to servicing transfer
									3/30/2011	\$ (1,114)	\$ 1,144,150,606	Updated due to quarterly assessment and reallocation
									6/29/2011	\$ (10,044)	\$ 1,144,140,562	Updated due to quarterly assessment and reallocation
									10/14/2011	\$ (100,000)	\$ 1,144,040,562	Transfer of cap due to servicing transfer
4/17/2009 as amended on 1/26/2010	Bank of America, N.A.	Simi Valley	CA	Purchase	Financial Instrument for Home Loan Modifications	\$ 798,900,000	N/A		6/12/2009	\$ 5,540,000	\$ 804,440,000	Updated portfolio data from servicer
									9/30/2009	\$ 162,680,000	\$ 967,120,000	Updated portfolio data from servicer & HPDP initial cap
									12/30/2009	\$ 665,510,000	\$ 1,632,630,000	Updated portfolio data from servicer & HAFA initial cap
									1/26/2010	\$ 800,390,000	\$ 2,433,020,000	Initial 2MP cap
									3/26/2010	\$ (829,370,000)	\$ 1,603,650,000	Updated portfolio data from servicer
									7/14/2010	\$ (366,750,000)	\$ 1,236,900,000	Updated portfolio data from servicer
									9/30/2010	\$ 95,300,000	\$ 1,332,200,000	Initial FHA-HAMP cap, initial FHA-2LP cap, and initial RD-HAMP
									9/30/2010	\$ 222,941,084	\$ 1,555,141,084	Updated portfolio data from servicer
									1/6/2011	\$ (2,199)	\$ 1,555,138,885	Updated portfolio data from servicer
									3/30/2011	\$ (2,548)	\$ 1,555,136,337	Updated due to quarterly assessment and reallocation
									6/29/2011	\$ (23,337)	\$ 1,555,113,000	Updated due to quarterly assessment and reallocation
									8/16/2011	\$ (300,000)	\$ 1,554,813,000	Transfer of cap due to servicing transfer
									10/14/2011	\$ (120,700,000)	\$ 1,434,113,000	Transfer of cap due to servicing transfer
4/17/2009 as amended on 1/26/2010	Countrywide Home Loans Servicing LP	Simi Valley	CA	Purchase	Financial Instrument for Home Loan Modifications	\$ 1,864,000,000	N/A		6/12/2009	\$ 3,318,840,000	\$ 5,182,840,000	Updated portfolio data from servicer
									9/30/2009	\$ (717,420,000)	\$ 4,465,420,000	Updated portfolio data from servicer & HPDP initial cap
									12/30/2009	\$ 2,290,780,000	\$ 6,756,200,000	Updated portfolio data from servicer & HAFA initial cap
									1/26/2010	\$ 450,100,000	\$ 7,206,300,000	Initial 2MP cap
									3/26/2010	\$ 905,010,000	\$ 8,111,310,000	Updated portfolio data from servicer
									4/19/2010	\$ 10,280,000	\$ 8,121,590,000	Transfer of cap from Wilshire Credit Corporation due to servicing transfer
									6/16/2010	\$ 286,510,000	\$ 8,408,100,000	Transfer of cap from Wilshire Credit Corporation due to servicing transfer
									7/14/2010	\$ (1,787,300,000)	\$ 6,620,800,000	Updated portfolio data from servicer
									9/30/2010	\$ 105,500,000	\$ 6,726,300,000	Initial FHA-HAMP cap, initial FHA-2LP cap, and initial RD-HAMP
									9/30/2010	\$ (614,527,362)	\$ 6,111,772,638	Updated portfolio data from servicer
									12/15/2010	\$ 236,000,000	\$ 6,347,772,638	Updated portfolio data from servicer
									1/6/2011	\$ (8,012)	\$ 6,347,764,626	Updated portfolio data from servicer
									2/16/2011	\$ 1,800,000	\$ 6,349,564,626	Transfer of cap due to servicing transfer
									3/16/2011	\$ 100,000	\$ 6,349,664,626	Transfer of cap due to servicing transfer
									3/30/2011	\$ (9,190)	\$ 6,349,655,436	Updated due to quarterly assessment and reallocation
									4/13/2011	\$ 200,000	\$ 6,349,855,436	Transfer of cap due to servicing transfer

Date	Servicer Modifying Borrowers' Loans			Transaction Type	Investment Description	Cap of Incentive Payments on Behalf of Borrowers and to Servicers &	Pricing Mechanism	Note	Adjustment Details			
	Name of Institution	City	State						Adjustment Date	Cap Adjustment Amount	Adjusted Cap	Reason for Adjustment
									5/13/2011	\$ 300,000	\$ 6,350,155,436	Transfer of cap due to servicing transfer
									6/16/2011	\$ (1,000,000)	\$ 6,349,155,436	Transfer of cap due to servicing transfer
									6/29/2011	\$ (82,347)	\$ 6,349,073,089	Updated due to quarterly assessment and reallocation
									7/14/2011	\$ (200,000)	\$ 6,348,873,089	Transfer of cap due to servicing transfer
									8/16/2011	\$ (3,400,000)	\$ 6,345,473,089	Transfer of cap due to servicing transfer
									9/15/2011	\$ (1,400,000)	\$ 6,344,073,089	Transfer of cap due to servicing transfer
									10/14/2011	\$ 120,600,000	\$ 6,464,673,089	Transfer of cap due to servicing transfer
									10/19/2011	\$ 317,956,289	\$ 6,782,629,378	Transfer of cap from Home Loan Services, Inc. and Wilshire Credit Corporation due to merger.
4/20/2009	Home Loan Services, Inc.	Pittsburgh	PA	Purchase	Financial Instrument for Home Loan Modifications	\$ 319,000,000	N/A		6/12/2009	\$ 128,300,000	\$ 447,300,000	Updated portfolio data from servicer
									9/30/2009	\$ 46,730,000	\$ 494,030,000	Updated portfolio data from servicer & HPDP initial cap
									12/30/2009	\$ 145,820,000	\$ 639,850,000	Updated portfolio data from servicer & HAFA initial cap
									3/26/2010	\$ (17,440,000)	\$ 622,410,000	Updated portfolio data from servicer
									7/14/2010	\$ (73,010,000)	\$ 549,400,000	Updated portfolio data from servicer
									9/30/2010	\$ 6,700,000	\$ 556,100,000	Initial FHA-2LP cap
									9/30/2010	\$ (77,126,410)	\$ 478,973,590	Updated portfolio data from servicer
									12/15/2010	\$ (314,900,000)	\$ 164,073,590	Updated portfolio data from servicer
									1/6/2011	\$ (233)	\$ 164,073,357	Updated portfolio data from servicer
									2/16/2011	\$ (1,900,000)	\$ 162,173,357	Transfer of cap due to servicing transfer
									3/16/2011	\$ (400,000)	\$ 161,773,357	Transfer of cap due to servicing transfer
									3/30/2011	\$ (278)	\$ 161,773,079	Updated due to quarterly assessment and reallocation
									5/13/2011	\$ (400,000)	\$ 161,373,079	Transfer of cap due to servicing transfer
									6/29/2011	\$ (2,625)	\$ 161,370,454	Updated due to quarterly assessment and reallocation
								13	10/19/2011	\$ (155,061,221)	\$ 6,309,233	Termination of SPA
4/20/2009	Wilshire Credit Corporation	Beaverton	OR	Purchase	Financial Instrument for Home Loan Modifications	\$ 366,000,000	N/A		6/12/2009	\$ 87,130,000	\$ 453,130,000	Updated portfolio data from servicer
									9/30/2009	\$ (249,670,000)	\$ 203,460,000	Updated portfolio data from servicer & HPDP initial cap
									12/30/2009	\$ 119,700,000	\$ 323,160,000	Updated portfolio data from servicer & HAFA initial cap
									3/26/2010	\$ 52,270,000	\$ 375,430,000	Updated portfolio data from servicer
									4/19/2010	\$ (10,280,000)	\$ 365,150,000	Transfer of cap to Countrywide Home Loans due to servicing transfer
									5/14/2010	\$ (1,880,000)	\$ 363,270,000	Transfer of cap to GMAC Mortgage, Inc. due to servicing transfer
									6/16/2010	\$ (286,510,000)	\$ 76,760,000	Transfer of cap to Countrywide Home Loans due to servicing transfer
									7/14/2010	\$ 19,540,000	\$ 96,300,000	Updated portfolio data from servicer
									7/16/2010	\$ (210,000)	\$ 96,090,000	Transfer of cap to Green Tree Servicing LLC due to servicing transfer
									8/13/2010	\$ (100,000)	\$ 95,990,000	Transfer of cap due to servicing transfer

Date	Servicer Modifying Borrowers' Loans			Transaction Type	Investment Description	Cap of Incentive Payments on Behalf of Borrowers and to Servicers &	Pricing Mechanism	Note	Adjustment Details				
	Name of Institution	City	State						Adjustment Date	Cap Adjustment Amount	Adjusted Cap	Reason for Adjustment	
									13	9/30/2010	\$ 68,565,782	\$ 164,555,782	Updated portfolio data from servicer
										1/6/2011	\$ (247)	\$ 164,555,535	Updated portfolio data from servicer
										3/30/2011	\$ (294)	\$ 164,555,241	Updated due to quarterly assessment and reallocation
										6/29/2011	\$ (2,779)	\$ 164,552,462	Updated due to quarterly assessment and reallocation
										10/19/2011	\$ (162,895,068)	\$ 1,657,394	Termination of SPA
4/24/2009	Green Tree Servicing LLC	Saint Paul	MN	Purchase	Financial Instrument for Home Loan Modifications	\$ 156,000,000	N/A			6/17/2009	\$ (64,990,000)	\$ 91,010,000	Updated portfolio data from servicer
										9/30/2009	\$ 130,780,000	\$ 221,790,000	Updated portfolio data from servicer & HPDP initial cap
										12/30/2009	\$ (116,750,000)	\$ 105,040,000	Updated portfolio data from servicer & HAFA initial cap
										3/26/2010	\$ 13,080,000	\$ 118,120,000	Updated portfolio data from servicer
										7/14/2010	\$ (24,220,000)	\$ 93,900,000	Updated portfolio data from servicer
										7/16/2010	\$ 210,000	\$ 94,110,000	Transfer of cap from Wilshire Credit Corporation due to servicing transfer
										8/13/2010	\$ 2,200,000	\$ 96,310,000	Transfer of cap due to servicing transfer
										9/10/2010	\$ 34,600,000	\$ 130,910,000	Initial 2MP cap
										9/30/2010	\$ 5,600,000	\$ 136,510,000	Initial FHA-2LP cap and FHA-HAMP
										9/30/2010	\$ 10,185,090	\$ 146,695,090	Updated portfolio data from servicer
										10/15/2010	\$ 400,000	\$ 147,095,090	Transfer of cap due to servicing transfer
										1/6/2011	\$ (213)	\$ 147,094,877	Updated portfolio data from servicer
										3/30/2011	\$ (250)	\$ 147,094,627	Updated due to quarterly assessment and reallocation
										5/13/2011	\$ 1,200,000	\$ 148,294,627	Transfer of cap due to servicing transfer
										6/16/2011	\$ 100,000	\$ 148,394,627	Transfer of cap due to servicing transfer
										6/29/2011	\$ (2,302)	\$ 148,392,325	Updated due to quarterly assessment and reallocation
										7/14/2011	\$ 1,900,000	\$ 150,292,325	Transfer of cap due to servicing transfer
										9/15/2011	\$ 200,000	\$ 150,492,325	Transfer of cap due to servicing transfer
										10/14/2011	\$ 200,000	\$ 150,692,325	Transfer of cap due to servicing transfer
4/27/2009	Carrington Mortgage Services, LLC	Santa Ana	CA	Purchase	Financial Instrument for Home Loan Modifications	\$ 195,000,000	N/A			6/17/2009	\$ (63,980,000)	\$ 131,020,000	Updated portfolio data from servicer
										9/30/2009	\$ 90,990,000	\$ 222,010,000	Updated portfolio data from servicer & HPDP initial cap
										12/30/2009	\$ 57,980,000	\$ 279,990,000	Updated portfolio data from servicer & HAFA initial cap
										3/26/2010	\$ 74,520,000	\$ 354,510,000	Updated portfolio data from servicer
										7/14/2010	\$ (75,610,000)	\$ 278,900,000	Updated portfolio data from servicer
										8/13/2010	\$ 1,100,000	\$ 280,000,000	Transfer of cap due to servicing transfer
										9/30/2010	\$ 3,763,685	\$ 283,763,685	Updated portfolio data from servicer
										12/15/2010	\$ 300,000	\$ 284,063,685	Updated portfolio data from servicer
										1/6/2011	\$ (325)	\$ 284,063,360	Updated portfolio data from servicer

Date	Servicer Modifying Borrowers' Loans			Transaction Type	Investment Description	Cap of Incentive Payments on Behalf of Borrowers and to Servicers &	Pricing Mechanism	Note	Adjustment Details			
	Name of Institution	City	State						Adjustment Date	Cap Adjustment Amount	Adjusted Cap	Reason for Adjustment
									1/13/2011	\$ 2,400,000	\$ 286,463,360	Transfer of cap due to servicing transfer
									3/30/2011	\$ (384)	\$ 286,462,976	Updated due to quarterly assessment and reallocation
									6/29/2011	\$ (3,592)	\$ 286,459,384	Updated due to quarterly assessment and reallocation
									8/16/2011	\$ 1,800,000	\$ 288,259,384	Transfer of cap due to servicing transfer
									9/15/2011	\$ 100,000	\$ 288,359,384	Transfer of cap due to servicing transfer
5/1/2009	Aurora Loan Services, LLC	Littleton	CO	Purchase	Financial Instrument for Home Loan Modifications	\$ 798,000,000	N/A		6/17/2009	\$ (338,450,000)	\$ 459,550,000	Updated portfolio data from servicer
									9/30/2009	\$ (11,860,000)	\$ 447,690,000	Updated portfolio data from servicer & HPDP initial cap
									12/30/2009	\$ 21,330,000	\$ 469,020,000	Updated portfolio data from servicer & HAFA initial cap
									3/26/2010	\$ 9,150,000	\$ 478,170,000	Updated portfolio data from servicer
									7/14/2010	\$ (76,870,000)	\$ 401,300,000	Updated portfolio data from servicer
									9/1/2010	\$ 400,000	\$ 401,700,000	Initial FHA-HAMP cap
									9/30/2010	\$ (8,454,269)	\$ 393,245,731	Updated portfolio data from servicer
									1/6/2011	\$ (342)	\$ 393,245,389	Updated portfolio data from servicer
									3/30/2011	\$ (374)	\$ 393,245,015	Updated due to quarterly assessment and reallocation
									5/13/2011	\$ 18,000,000	\$ 411,245,015	Transfer of cap due to servicing transfer
									6/29/2011	\$ (3,273)	\$ 411,241,742	Updated due to quarterly assessment and reallocation
									10/14/2011	\$ (200,000)	\$ 411,041,742	Transfer of cap due to servicing transfer
5/28/2009	Nationstar Mortgage LLC	Lewisville	TX	Purchase	Financial Instrument for Home Loan Modifications	\$ 101,000,000	N/A		6/12/2009	\$ 16,140,000	\$ 117,140,000	Updated portfolio data from servicer
									9/30/2009	\$ 134,560,000	\$ 251,700,000	Updated portfolio data from servicer & HPDP initial cap
									12/30/2009	\$ 80,250,000	\$ 331,950,000	Updated portfolio data from servicer & HAFA initial cap
									3/26/2010	\$ 67,250,000	\$ 399,200,000	Updated portfolio data from servicer
									7/14/2010	\$ (85,900,000)	\$ 313,300,000	Updated portfolio data from servicer
									8/13/2010	\$ 100,000	\$ 313,400,000	Transfer of cap due to servicing transfer
									9/30/2010	\$ 2,900,000	\$ 316,300,000	Initial FHA-HAMP cap, initial FHA-2LP cap, initial RD-HAMP, and initial 2MP cap
									9/30/2010	\$ 33,801,486	\$ 350,101,486	Updated portfolio data from servicer
									11/16/2010	\$ 700,000	\$ 350,801,486	Transfer of cap due to servicing transfer
									12/15/2010	\$ 1,700,000	\$ 352,501,486	Updated portfolio data from servicer
									1/6/2011	\$ (363)	\$ 352,501,123	Updated portfolio data from servicer
									2/16/2011	\$ 900,000	\$ 353,401,123	Transfer of cap due to servicing transfer
									3/16/2011	\$ 29,800,000	\$ 383,201,123	Transfer of cap due to servicing transfer
									3/30/2011	\$ (428)	\$ 383,200,695	Updated due to quarterly assessment and reallocation
									5/26/2011	\$ 20,077,503	\$ 403,278,198	Transfer of cap due to servicing transfer
									6/29/2011	\$ (4,248)	\$ 403,273,950	Updated due to quarterly assessment and reallocation

Date	Servicer Modifying Borrowers' Loans			Transaction Type	Investment Description	Cap of Incentive Payments on Behalf of Borrowers and to Servicers &	Pricing Mechanism	Note	Adjustment Details			
	Name of Institution	City	State						Adjustment Date	Cap Adjustment Amount	Adjusted Cap	Reason for Adjustment
6/12/2009	Residential Credit Solutions	Fort Worth	TX	Purchase	Financial Instrument for Home Loan Modifications	\$ 19,400,000	N/A		9/30/2009	\$ (1,860,000)	\$ 17,540,000	Updated portfolio data from servicer & HPDP initial cap
									12/30/2009	\$ 27,920,000	\$ 45,460,000	Updated portfolio data from servicer & HAFA initial cap
									3/26/2010	\$ (1,390,000)	\$ 44,070,000	Updated portfolio data from servicer
									7/14/2010	\$ (13,870,000)	\$ 30,200,000	Updated portfolio data from servicer
									9/30/2010	\$ 400,000	\$ 30,600,000	Initial FHA-HAMP cap, initial FHA-2LP cap, and initial 2MP cap
									9/30/2010	\$ 586,954	\$ 31,186,954	Updated portfolio data from servicer
									1/6/2011	\$ (34)	\$ 31,186,920	Updated portfolio data from servicer
									3/30/2011	\$ (37)	\$ 31,186,883	Updated due to quarterly assessment and reallocation
									4/13/2011	\$ 100,000	\$ 31,286,883	Transfer of cap due to servicing transfer
									6/29/2011	\$ (329)	\$ 31,286,554	Updated due to quarterly assessment and reallocation
									9/15/2011	\$ (1,900,000)	\$ 29,386,554	Transfer of cap due to servicing transfer
6/17/2009	CCO Mortgage	Glen Allen	VA	Purchase	Financial Instrument for Home Loan Modifications	\$ 16,520,000	N/A		9/30/2009	\$ 13,070,000	\$ 29,590,000	Updated portfolio data from servicer & HPDP initial cap
									12/30/2009	\$ 145,510,000	\$ 175,100,000	Updated portfolio data from servicer & HAFA initial cap
									3/26/2010	\$ (116,950,000)	\$ 58,150,000	Updated portfolio data from servicer
									7/14/2010	\$ (23,350,000)	\$ 34,800,000	Updated portfolio data from servicer
									9/30/2010	\$ 7,846,346	\$ 42,646,346	Updated portfolio data from servicer
									1/6/2011	\$ (46)	\$ 42,646,300	Updated portfolio data from servicer
									3/30/2011	\$ (55)	\$ 42,646,245	Updated due to quarterly assessment and reallocation
									6/29/2011	\$ (452)	\$ 42,645,793	Updated due to quarterly assessment and reallocation
6/17/2009	RG Mortgage Corporation	San Juan	PR	Purchase	Financial Instrument for Home Loan Modifications	\$ 57,000,000	N/A		9/30/2009	\$ (11,300,000)	\$ 45,700,000	Updated portfolio data from servicer & HPDP initial cap
									12/30/2009	\$ (42,210,000)	\$ 3,490,000	Updated portfolio data from servicer & HAFA initial cap
									3/26/2010	\$ 65,640,000	\$ 69,130,000	Updated portfolio data from servicer
									4/9/2010	\$ (14,470,000)	\$ 54,660,000	Updated portfolio data from servicer
									7/14/2010	\$ (8,860,000)	\$ 45,800,000	Updated portfolio data from servicer
									9/30/2010	\$ (4,459,154)	\$ 41,340,846	Updated portfolio data from servicer
									12/15/2010	\$ (4,300,000)	\$ 37,040,846	Updated portfolio data from servicer
									1/6/2011	\$ (51)	\$ 37,040,795	Updated portfolio data from servicer
									3/30/2011	\$ (65)	\$ 37,040,730	Updated due to quarterly assessment and reallocation
6/29/2011	\$ (616)	\$ 37,040,114	Updated due to quarterly assessment and reallocation									
6/19/2009	First Federal Savings and Loan	Port Angeles	WA	Purchase	Financial Instrument for Home Loan Modifications	\$ 770,000	N/A		12/30/2009	\$ 2,020,000	\$ 2,790,000	Updated portfolio data from servicer & HAFA initial cap
									3/26/2010	\$ 11,370,000	\$ 14,160,000	Updated portfolio data from servicer
									5/26/2010	\$ (14,160,000)	\$ -	Termination of SPA
6/19/2009	Wescom Central Credit Union	Anaheim	CA	Purchase	Financial Instrument for Home Loan Modifications	\$ 540,000	N/A		9/30/2009	\$ 330,000	\$ 870,000	Updated portfolio data from servicer & HPDP initial cap

Date	Servicer Modifying Borrowers' Loans			Transaction Type	Investment Description	Cap of Incentive Payments on Behalf of Borrowers and to Servicers &	Pricing Mechanism	Note	Adjustment Details			
	Name of Institution	City	State						Adjustment Date	Cap Adjustment Amount	Adjusted Cap	Reason for Adjustment
								12	12/30/2009	\$ 16,490,000	\$ 17,360,000	Updated portfolio data from servicer & HAFA initial cap
									3/26/2010	\$ (14,260,000)	\$ 3,100,000	Updated portfolio data from servicer
									7/14/2010	\$ (1,800,000)	\$ 1,300,000	Updated portfolio data from servicer
									7/30/2010	\$ 1,500,000	\$ 2,800,000	Updated portfolio data from servicer
									9/30/2010	\$ 1,551,668	\$ 4,351,668	Updated portfolio data from servicer
									1/6/2011	\$ (2)	\$ 4,351,666	Updated portfolio data from servicer
									3/30/2011	\$ (2)	\$ 4,351,664	Updated due to quarterly assessment and reallocation
									5/13/2011	\$ (1,800,000)	\$ 2,551,664	Transfer of cap due to servicing transfer
									6/3/2011	\$ (1,872,787)	\$ 678,877	Termination of SPA
6/26/2009	Citizens First Wholesale Mortgage Company	The Villages	FL	Purchase	Financial Instrument for Home Loan Modifications	\$ 30,000	N/A		9/30/2009	\$ (10,000)	\$ 20,000	Updated portfolio data from servicer & HPDP initial cap
									12/30/2009	\$ 590,000	\$ 610,000	Updated portfolio data from servicer & HAFA initial cap
									3/26/2010	\$ (580,000)	\$ 30,000	Updated portfolio data from servicer
									7/14/2010	\$ 70,000	\$ 100,000	Updated portfolio data from servicer
									9/30/2010	\$ 45,056	\$ 145,056	Updated portfolio data from servicer
									2/17/2011	\$ (145,056)	\$ -	Termination of SPA
6/26/2009	Technology Credit Union	San Jose	CA	Purchase	Financial Instrument for Home Loan Modifications	\$ 70,000	N/A		12/30/2009	\$ 2,180,000	\$ 2,250,000	Updated portfolio data from servicer & HAFA initial cap
									3/26/2010	\$ (720,000)	\$ 1,530,000	Updated portfolio data from servicer
									7/14/2010	\$ (430,000)	\$ 1,100,000	Updated portfolio data from servicer
									9/30/2010	\$ 60,445	\$ 1,160,445	Updated portfolio data from servicer
									1/6/2011	\$ (1)	\$ 1,160,444	Updated portfolio data from servicer
									3/30/2011	\$ (1)	\$ 1,160,443	Updated due to quarterly assessment and reallocation
									6/29/2011	\$ (12)	\$ 1,160,431	Updated due to quarterly assessment and reallocation
6/26/2009	National City Bank	Miamisburg	OH	Purchase	Financial Instrument for Home Loan Modifications	\$ 294,980,000	N/A		9/30/2009	\$ 315,170,000	\$ 610,150,000	Updated portfolio data from servicer & HPDP initial cap
									12/30/2009	\$ 90,280,000	\$ 700,430,000	Updated portfolio data from servicer & HAFA initial cap
									3/26/2010	\$ (18,690,000)	\$ 681,740,000	Updated portfolio data from servicer
									7/14/2010	\$ (272,640,000)	\$ 409,100,000	Updated portfolio data from servicer
									9/30/2010	\$ 80,600,000	\$ 489,700,000	Initial FHA-HAMP cap, Initial FHA-2LP cap, and initial 2MP cap
									9/30/2010	\$ 71,230,004	\$ 560,930,004	Updated portfolio data from servicer
									1/6/2011	\$ (828)	\$ 560,929,176	Updated portfolio data from servicer
									2/16/2011	\$ 200,000	\$ 561,129,176	Transfer of cap due to servicing transfer
									3/16/2011	\$ (100,000)	\$ 561,029,176	Transfer of cap due to servicing transfer
									3/30/2011	\$ (981)	\$ 561,028,195	Updated due to quarterly assessment and reallocation
									4/13/2011	\$ (2,300,000)	\$ 558,728,195	Transfer of cap due to servicing transfer

Date	Servicer Modifying Borrowers' Loans			Transaction Type	Investment Description	Cap of Incentive Payments on Behalf of Borrowers and to Servicers &	Pricing Mechanism	Note	Adjustment Details			
	Name of Institution	City	State						Adjustment Date	Cap Adjustment Amount	Adjusted Cap	Reason for Adjustment
									5/13/2011	\$ (200,000)	\$ 558,528,195	Transfer of cap due to servicing transfer
									6/16/2011	\$ (200,000)	\$ 558,328,195	Transfer of cap due to servicing transfer
									6/29/2011	\$ (9,197)	\$ 558,318,998	Updated due to quarterly assessment and reallocation
									8/16/2011	\$ -	\$ 558,318,998	Transfer of cap due to servicing transfer
									10/14/2011	\$ 300,000	\$ 558,618,998	Transfer of cap due to servicing transfer
7/1/2009	Wachovia Mortgage, FSB	Des Moines	IA	Purchase	Financial Instrument for Home Loan Modifications	\$ 634,010,000	N/A	3	9/30/2009	\$ 723,880,000	\$ 1,357,890,000	Updated portfolio data from servicer & HPDP initial cap
									12/30/2009	\$ 692,640,000	\$ 2,050,530,000	Updated portfolio data from servicer & HAFA initial cap
									2/17/2010	\$ (2,050,236,344)	\$ 293,656	Transfer of cap (to Wells Fargo Bank) due to merger
									3/12/2010	\$ (54,767)	\$ 238,890	Transfer of cap (to Wells Fargo Bank) due to merger
7/1/2009	Bayview Loan Servicing, LLC	Coral Gables	FL	Purchase	Financial Instrument for Home Loan Modifications	\$ 44,260,000	N/A		9/30/2009	\$ 23,850,000	\$ 68,110,000	Updated portfolio data from servicer & HPDP initial cap
									12/30/2009	\$ 43,590,000	\$ 111,700,000	Updated portfolio data from servicer & HAFA initial cap
									3/26/2010	\$ 34,540,000	\$ 146,240,000	Updated portfolio data from servicer
									5/7/2010	\$ 1,010,000	\$ 147,250,000	Initial 2MP cap
									7/14/2010	\$ (34,250,000)	\$ 113,000,000	Updated portfolio data from servicer
									9/30/2010	\$ 600,000	\$ 113,600,000	Initial FHA-2LP cap
									9/30/2010	\$ (15,252,303)	\$ 98,347,697	Updated portfolio data from servicer
									1/6/2011	\$ (70)	\$ 98,347,627	Updated portfolio data from servicer
									3/30/2011	\$ (86)	\$ 98,347,541	Updated due to quarterly assessment and reallocation
									4/13/2011	\$ 400,000	\$ 98,747,541	Transfer of cap due to servicing transfer
									5/13/2011	\$ 100,000	\$ 98,847,541	Transfer of cap due to servicing transfer
									6/29/2011	\$ (771)	\$ 98,846,770	Updated due to quarterly assessment and reallocation
									9/15/2011	\$ 600,000	\$ 99,446,770	Transfer of cap due to servicing transfer
									10/14/2011	\$ (18,900,000)	\$ 80,546,770	Transfer of cap due to servicing transfer
7/10/2009	Lake National Bank	Mentor	OH	Purchase	Financial Instrument for Home Loan Modifications	\$ 100,000	N/A		9/30/2009	\$ 150,000	\$ 250,000	Updated portfolio data from servicer & HPDP initial cap
									12/30/2009	\$ 130,000	\$ 380,000	Updated portfolio data from servicer & HAFA initial cap
									3/26/2010	\$ 50,000	\$ 430,000	Updated portfolio data from servicer
									7/14/2010	\$ (30,000)	\$ 400,000	Updated portfolio data from servicer
									9/30/2010	\$ 35,167	\$ 435,167	Updated portfolio data from servicer
									1/6/2011	\$ (1)	\$ 435,166	Updated portfolio data from servicer
									3/30/2011	\$ (1)	\$ 435,165	Updated due to quarterly assessment and reallocation
									6/29/2011	\$ (6)	\$ 435,159	Updated due to quarterly assessment and reallocation
7/10/2009	IBM Southeast Employees' Federal Credit Union	Delray Beach	FL	Purchase	Financial Instrument for Home Loan Modifications	\$ 870,000	N/A		9/30/2009	\$ (10,000)	\$ 860,000	Updated portfolio data from servicer & HPDP initial cap
									12/30/2009	\$ 250,000	\$ 1,110,000	Updated portfolio data from servicer & HAFA initial cap

Date	Servicer Modifying Borrowers' Loans			Transaction Type	Investment Description	Cap of Incentive Payments on Behalf of Borrowers and to Servicers &	Pricing Mechanism	Note	Adjustment Details			
	Name of Institution	City	State						Adjustment Date	Cap Adjustment Amount	Adjusted Cap	Reason for Adjustment
									3/26/2010	\$ (10,000)	\$ 1,100,000	Updated portfolio data from servicer
									7/14/2010	\$ (400,000)	\$ 700,000	Updated portfolio data from servicer
									9/30/2010	\$ 170,334	\$ 870,334	Updated portfolio data from servicer
									1/6/2011	\$ (1)	\$ 870,333	Updated portfolio data from servicer
									3/30/2011	\$ (1)	\$ 870,332	Updated due to quarterly assessment and reallocation
									6/29/2011	\$ (12)	\$ 870,320	Updated due to quarterly assessment and reallocation
7/17/2009	MorEquity, Inc.	Evansville	IN	Purchase	Financial Instrument for Home Loan Modifications	\$ 23,480,000	N/A		9/30/2009	\$ 18,530,000	\$ 42,010,000	Updated portfolio data from servicer & HPDP initial cap
									12/30/2009	\$ 24,510,000	\$ 66,520,000	Updated portfolio data from servicer & HAFA initial cap
									3/26/2010	\$ 18,360,000	\$ 84,880,000	Updated portfolio data from servicer
									7/14/2010	\$ (22,580,000)	\$ 62,300,000	Updated portfolio data from servicer
									9/30/2010	\$ (8,194,261)	\$ 54,105,739	Updated portfolio data from servicer
									1/6/2011	\$ (37)	\$ 54,105,702	Updated portfolio data from servicer
									3/16/2011	\$ (29,400,000)	\$ 24,705,702	Transfer of cap due to servicing transfer
									3/30/2011	\$ (34)	\$ 24,705,668	Updated due to quarterly assessment and reallocation
								11	5/26/2011	\$ (20,077,503)	\$ 4,628,165	Termination of SPA (remaining cap equals distribution amount)
7/17/2009	PNC Bank, National Association	Pittsburgh	PA	Purchase	Financial Instrument for Home Loan Modifications	\$ 54,470,000	N/A		9/30/2009	\$ (36,240,000)	\$ 18,230,000	Updated portfolio data from servicer & HPDP initial cap
									12/30/2009	\$ 19,280,000	\$ 37,510,000	Updated portfolio data from servicer & HAFA initial cap
									3/26/2010	\$ 2,470,000	\$ 39,980,000	Updated portfolio data from servicer
									7/14/2010	\$ (17,180,000)	\$ 22,800,000	Updated portfolio data from servicer
									9/30/2010	\$ 35,500,000	\$ 58,300,000	Initial FHA-2LP cap and initial 2MP cap
									9/30/2010	\$ 23,076,191	\$ 81,376,191	Updated portfolio data from servicer
									1/6/2011	\$ (123)	\$ 81,376,068	Updated portfolio data from servicer
									3/30/2011	\$ (147)	\$ 81,375,921	Updated due to quarterly assessment and reallocation
									5/13/2011	\$ (100,000)	\$ 81,275,921	Transfer of cap due to servicing transfer
									6/29/2011	\$ (1,382)	\$ 81,274,539	Updated due to quarterly assessment and reallocation
									10/14/2011	\$ (300,000)	\$ 80,974,539	Transfer of cap due to servicing transfer
7/17/2009	Farmers State Bank	West Salem	OH	Purchase	Financial Instrument for Home Loan Modifications	\$ 170,000	N/A		9/30/2009	\$ (90,000)	\$ 80,000	Updated portfolio data from servicer & HPDP initial cap
									12/30/2009	\$ 50,000	\$ 130,000	Updated portfolio data from servicer & HAFA initial cap
									3/26/2010	\$ 100,000	\$ 230,000	Updated portfolio data from servicer
									7/14/2010	\$ (130,000)	\$ 100,000	Updated portfolio data from servicer
									9/30/2010	\$ 45,056	\$ 145,056	Updated portfolio data from servicer
									5/20/2011	\$ (145,056)	\$ -	Termination of SPA
7/17/2009	ShoreBank	Chicago	IL	Purchase	Financial Instrument for Home Loan Modifications	\$ 1,410,000	N/A		9/30/2009	\$ 890,000	\$ 2,300,000	Updated portfolio data from servicer & HPDP initial cap

Date	Servicer Modifying Borrowers' Loans			Transaction Type	Investment Description	Cap of Incentive Payments on Behalf of Borrowers and to Servicers &	Pricing Mechanism	Note	Adjustment Details			
	Name of Institution	City	State						Adjustment Date	Cap Adjustment Amount	Adjusted Cap	Reason for Adjustment
									12/30/2009	\$ 1,260,000	\$ 3,560,000	Updated portfolio data from servicer & HAFA initial cap
									3/26/2010	\$ (20,000)	\$ 3,540,000	Updated portfolio data from servicer
									7/14/2010	\$ (240,000)	\$ 3,300,000	Updated portfolio data from servicer
									9/30/2010	\$ 471,446	\$ 3,771,446	Updated portfolio data from servicer
									1/6/2011	\$ (3)	\$ 3,771,443	Updated portfolio data from servicer
									3/30/2011	\$ (4)	\$ 3,771,439	Updated due to quarterly assessment and reallocation
									4/13/2011	\$ (1,100,000)	\$ 2,671,439	Transfer of cap due to servicing transfer
									6/29/2011	\$ (38)	\$ 2,671,401	Updated due to quarterly assessment and reallocation
7/22/2009	American Home Mortgage Servicing, Inc	Coppell	TX	Purchase	Financial Instrument for Home Loan Modifications	\$ 1,272,490,000	N/A		9/30/2009	\$ (53,670,000)	\$ 1,218,820,000	Updated portfolio data from servicer & HPDP initial cap
									12/30/2009	\$ 250,450,000	\$ 1,469,270,000	Updated portfolio data from servicer & HAFA initial cap
									3/26/2010	\$ 124,820,000	\$ 1,594,090,000	Updated portfolio data from servicer
									7/14/2010	\$ (289,990,000)	\$ 1,304,100,000	Updated portfolio data from servicer
									9/30/2010	\$ 1,690,508	\$ 1,305,790,508	Updated portfolio data from servicer
									10/15/2010	\$ 300,000	\$ 1,306,090,508	Transfer of cap due to servicing transfer
									11/16/2010	\$ (100,000)	\$ 1,305,990,508	Transfer of cap due to servicing transfer
									1/6/2011	\$ (1,173)	\$ 1,305,989,335	Updated portfolio data from servicer
									2/16/2011	\$ (500,000)	\$ 1,305,489,335	Transfer of cap due to servicing transfer
									3/30/2011	\$ (1,400)	\$ 1,305,487,935	Updated due to quarterly assessment and reallocation
									4/13/2011	\$ 3,100,000	\$ 1,308,587,935	Transfer of cap due to servicing transfer
									6/29/2011	\$ (12,883)	\$ 1,308,575,052	Updated due to quarterly assessment and reallocation
									9/15/2011	\$ (1,000,000)	\$ 1,307,575,052	Transfer of cap due to servicing transfer
									10/14/2011	\$ (100,000)	\$ 1,307,475,052	Transfer of cap due to servicing transfer
7/22/2009	Mortgage Center, LLC	Southfield	MI	Purchase	Financial Instrument for Home Loan Modifications	\$ 4,210,000	N/A		9/30/2009	\$ 1,780,000	\$ 5,990,000	Updated portfolio data from servicer & HPDP initial cap
									12/30/2009	\$ 2,840,000	\$ 8,830,000	Updated portfolio data from servicer & HAFA initial cap
									3/26/2010	\$ 2,800,000	\$ 11,630,000	Updated portfolio data from servicer
									7/14/2010	\$ (5,730,000)	\$ 5,900,000	Updated portfolio data from servicer
									9/30/2010	\$ 2,658,280	\$ 8,558,280	Updated portfolio data from servicer
									1/6/2011	\$ (12)	\$ 8,558,268	Updated portfolio data from servicer
									3/30/2011	\$ (14)	\$ 8,558,254	Updated due to quarterly assessment and reallocation
									6/29/2011	\$ (129)	\$ 8,558,125	Updated due to quarterly assessment and reallocation
7/22/2009	Mission Federal Credit Union	San Diego	CA	Purchase	Financial Instrument for Home Loan Modifications	\$ 860,000	N/A		9/30/2009	\$ (490,000)	\$ 370,000	Updated portfolio data from servicer & HPDP initial cap
									12/30/2009	\$ 6,750,000	\$ 7,120,000	Updated portfolio data from servicer & HAFA initial cap
									3/26/2010	\$ (6,340,000)	\$ 780,000	Updated portfolio data from servicer

Date	Servicer Modifying Borrowers' Loans			Transaction Type	Investment Description	Cap of Incentive Payments on Behalf of Borrowers and to Servicers &	Pricing Mechanism	Note	Adjustment Details			
	Name of Institution	City	State						Adjustment Date	Cap Adjustment Amount	Adjusted Cap	Reason for Adjustment
									7/14/2010	\$ (180,000)	\$ 600,000	Updated portfolio data from servicer
									9/30/2010	\$ 125,278	\$ 725,278	Updated portfolio data from servicer
									3/30/2011	\$ (1)	\$ 725,277	Updated due to quarterly assessment and reallocation
									6/29/2011	\$ (4)	\$ 725,273	Updated due to quarterly assessment and reallocation
7/29/2009	First Bank	St. Louis	MO	Purchase	Financial Instrument for Home Loan Modifications	\$ 6,460,000	N/A		9/30/2009	\$ (1,530,000)	\$ 4,930,000	Updated portfolio data from servicer & HPDP initial cap
									12/30/2009	\$ 680,000	\$ 5,610,000	Updated portfolio data from servicer & HAFA initial cap
									3/26/2010	\$ 2,460,000	\$ 8,070,000	Updated portfolio data from servicer
									7/14/2010	\$ (2,470,000)	\$ 5,600,000	Updated portfolio data from servicer
									9/30/2010	\$ 2,523,114	\$ 8,123,114	Updated portfolio data from servicer
									1/6/2011	\$ (2)	\$ 8,123,112	Updated portfolio data from servicer
									3/30/2011	\$ (2)	\$ 8,123,110	Updated due to quarterly assessment and reallocation
									6/29/2011	\$ (15)	\$ 8,123,095	Updated due to quarterly assessment and reallocation
7/29/2009	Purdue Employees Federal Credit Union	West Lafayette	IN	Purchase	Financial Instrument for Home Loan Modifications	\$ 1,090,000	N/A		9/30/2009	\$ (60,000)	\$ 1,030,000	Updated portfolio data from servicer & HPDP initial cap
									12/30/2009	\$ 1,260,000	\$ 2,290,000	Updated portfolio data from servicer & HAFA initial cap
									3/26/2010	\$ 2,070,000	\$ 4,360,000	Updated portfolio data from servicer
									7/14/2010	\$ (3,960,000)	\$ 400,000	Updated portfolio data from servicer
									9/30/2010	\$ 180,222	\$ 580,222	Updated portfolio data from servicer
									1/6/2011	\$ (1)	\$ 580,221	Updated portfolio data from servicer
									3/30/2011	\$ (1)	\$ 580,220	Updated due to quarterly assessment and reallocation
									6/29/2011	\$ (8)	\$ 580,212	Updated due to quarterly assessment and reallocation
7/29/2009	Wachovia Bank, N.A.	Charlotte	NC	Purchase	Financial Instrument for Home Loan Modifications	\$ 85,020,000	N/A		9/30/2009	\$ (37,700,000)	\$ 47,320,000	Updated portfolio data from servicer & HPDP initial cap
									12/30/2009	\$ 26,160,000	\$ 73,480,000	Updated portfolio data from servicer & HAFA initial cap
									3/26/2010	\$ 9,820,000	\$ 83,300,000	Updated portfolio data from servicer
									7/14/2010	\$ (46,200,000)	\$ 37,100,000	Updated portfolio data from servicer
									9/30/2010	\$ (28,686,775)	\$ 8,413,225	Updated portfolio data from servicer
									12/3/2010	\$ (8,413,225)	\$ -	Termination of SPA
7/31/2009	J.P. Morgan Chase Bank, NA	Lewisville	TX	Purchase	Financial Instrument for Home Loan Modifications	\$ 2,699,720,000	N/A		9/30/2009	\$ (14,850,000)	\$ 2,684,870,000	Updated portfolio data from servicer & HPDP initial cap
									12/30/2009	\$ 1,178,180,000	\$ 3,863,050,000	Updated portfolio data from servicer & HAFA initial cap
									3/26/2010	\$ 1,006,580,000	\$ 4,869,630,000	Updated portfolio data from servicer & 2MP initial cap
									7/14/2010	\$ (1,934,230,000)	\$ 2,935,400,000	Updated portfolio data from servicer
									9/30/2010	\$ 72,400,000	\$ 3,007,800,000	Initial FHA-HAMP cap, Initial FHA-2LP cap, and initial RD-HAMP
									9/30/2010	\$ 215,625,536	\$ 3,223,425,536	Updated portfolio data from servicer
									1/6/2011	\$ (3,636)	\$ 3,223,421,900	Updated portfolio data from servicer

Date	Servicer Modifying Borrowers' Loans			Transaction Type	Investment Description	Cap of Incentive Payments on Behalf of Borrowers and to Servicers &	Pricing Mechanism	Note	Adjustment Details			
	Name of Institution	City	State						Adjustment Date	Cap Adjustment Amount	Adjusted Cap	Reason for Adjustment
									3/16/2011	\$ (100,000)	\$ 3,223,321,900	Transfer of cap due to servicing transfer
									3/30/2011	\$ (3,999)	\$ 3,223,317,901	Updated due to quarterly assessment and reallocation
									4/13/2011	\$ (200,000)	\$ 3,223,117,901	Transfer of cap due to servicing transfer
									5/13/2011	\$ 122,700,000	\$ 3,345,817,901	Transfer of cap due to servicing transfer
									6/29/2011	\$ (34,606)	\$ 3,345,783,295	Updated due to quarterly assessment and reallocation
									7/14/2011	\$ 600,000	\$ 3,346,383,295	Transfer of cap due to servicing transfer
									8/16/2011	\$ (400,000)	\$ 3,345,983,295	Transfer of cap due to servicing transfer
									9/15/2011	\$ (100,000)	\$ 3,345,883,295	Transfer of cap due to servicing transfer
									10/14/2011	\$ 200,000	\$ 3,346,083,295	Transfer of cap due to servicing transfer
									10/19/2011	\$ 519,211,309	\$ 3,865,294,604	Transfer of cap due to servicing transfer
7/31/2009	EMC Mortgage Corporation	Lewisville	TX	Purchase	Financial Instrument for Home Loan Modifications	\$ 707,380,000	N/A		9/30/2009	\$ (10,000)	\$ 707,370,000	Updated portfolio data from servicer & HPDP initial cap
									12/30/2009	\$ 502,430,000	\$ 1,209,800,000	Updated portfolio data from servicer & HAFA initial cap
									3/26/2010	\$ (134,560,000)	\$ 1,075,240,000	Updated portfolio data from servicer & 2MP initial cap
									7/14/2010	\$ (392,140,000)	\$ 683,100,000	Updated portfolio data from servicer
									7/16/2010	\$ (630,000)	\$ 682,470,000	Transfer of cap to Saxon Mortgage Services, Inc.
									9/30/2010	\$ 13,100,000	\$ 695,570,000	Initial FHA-HAMP cap and initial FHA-2LP cap
									9/30/2010	\$ (8,006,457)	\$ 687,563,543	Updated portfolio data from servicer
									10/15/2010	\$ (100,000)	\$ 687,463,543	Transfer of cap due to servicing transfer
									12/15/2010	\$ (4,400,000)	\$ 683,063,543	Updated portfolio data from servicer
									1/6/2011	\$ (802)	\$ 683,062,741	Updated portfolio data from servicer
									2/16/2011	\$ (900,000)	\$ 682,162,741	Transfer of cap due to servicing transfer
									3/16/2011	\$ (4,000,000)	\$ 678,162,741	Transfer of cap due to servicing transfer
									3/30/2011	\$ (925)	\$ 678,161,816	Updated due to quarterly assessment and reallocation
									5/13/2011	\$ (122,900,000)	\$ 555,261,816	Transfer of cap due to servicing transfer
									6/29/2011	\$ (8,728)	\$ 555,253,088	Updated due to quarterly assessment and reallocation
									7/14/2011	\$ (600,000)	\$ 554,653,088	Transfer of cap due to servicing transfer
								14	10/19/2011	\$ (519,211,309)	\$ 35,441,779	Termination of SPA
8/5/2009	Lake City Bank	Warsaw	IN	Purchase	Financial Instrument for Home Loan Modifications	\$ 420,000	N/A		9/30/2009	\$ 180,000	\$ 600,000	Updated portfolio data from servicer & HPDP initial cap
									12/30/2009	\$ (350,000)	\$ 250,000	Updated portfolio data from servicer & HAFA initial cap
									3/26/2010	\$ 20,000	\$ 270,000	Updated portfolio data from servicer
									7/14/2010	\$ (70,000)	\$ 200,000	Updated portfolio data from servicer
									9/30/2010	\$ 90,111	\$ 290,111	Updated portfolio data from servicer
									6/29/2011	\$ (3)	\$ 290,108	Updated due to quarterly assessment and reallocation

Date	Servicer Modifying Borrowers' Loans			Transaction Type	Investment Description	Cap of Incentive Payments on Behalf of Borrowers and to Servicers &	Pricing Mechanism	Note	Adjustment Details			
	Name of Institution	City	State						Adjustment Date	Cap Adjustment Amount	Adjusted Cap	Reason for Adjustment
8/5/2009	Oakland Municipal Credit Union	Oakland	CA	Purchase	Financial Instrument for Home Loan Modifications	\$ 140,000	N/A	12	9/30/2009	\$ 290,000	\$ 430,000	Updated portfolio data from servicer & HPDP initial cap
									12/30/2009	\$ 210,000	\$ 640,000	Updated portfolio data from servicer & HAFA initial cap
									3/26/2010	\$ 170,000	\$ 810,000	Updated portfolio data from servicer
									7/14/2010	\$ (10,000)	\$ 800,000	Updated portfolio data from servicer
									9/30/2010	\$ (74,722)	\$ 725,278	Updated portfolio data from servicer
									1/6/2011	\$ (1)	\$ 725,277	Updated portfolio data from servicer
									3/30/2011	\$ (1)	\$ 725,276	Updated due to quarterly assessment and reallocation
									4/13/2011	\$ (200,000)	\$ 525,276	Transfer of cap due to servicing transfer
									6/29/2011	\$ (7)	\$ 525,269	Updated due to quarterly assessment and reallocation
									7/22/2011	\$ (515,201)	\$ 10,068	Termination of SPA
8/5/2009	HomEq Servicing	North Highlands	CA	Purchase	Financial Instrument for Home Loan Modifications	\$ 674,000,000	N/A	12	9/30/2009	\$ (121,190,000)	\$ 552,810,000	Updated portfolio data from servicer & HPDP initial cap
									12/30/2009	\$ (36,290,000)	\$ 516,520,000	Updated portfolio data from servicer & HAFA initial cap
									3/26/2010	\$ 199,320,000	\$ 715,840,000	Updated portfolio data from servicer
									7/14/2010	\$ (189,040,000)	\$ 526,800,000	Updated portfolio data from servicer
									9/30/2010	\$ 38,626,728	\$ 565,426,728	Updated portfolio data from servicer
									10/15/2010	\$ (170,800,000)	\$ 394,626,728	Transfer of cap due to servicing transfer
									12/15/2010	\$ (22,200,000)	\$ 372,426,728	Updated portfolio data from servicer
									1/6/2011	\$ (549)	\$ 372,426,179	Updated portfolio data from servicer
									2/16/2011	\$ (900,000)	\$ 371,526,179	Transfer of cap due to servicing transfer
									3/30/2011	\$ (653)	\$ 371,525,526	Updated due to quarterly assessment and reallocation
6/29/2011	\$ (6,168)	\$ 371,519,358	Updated due to quarterly assessment and reallocation									
8/12/2009	Litton Loan Servicing LP	Houston	TX	Purchase	Financial Instrument for Home Loan Modifications	\$ 774,900,000	N/A	12	9/30/2009	\$ 313,050,000	\$ 1,087,950,000	Updated portfolio data from servicer & HPDP initial cap
									12/30/2009	\$ 275,370,000	\$ 1,363,320,000	Updated portfolio data from servicer & HAFA initial cap
									3/26/2010	\$ 278,910,000	\$ 1,642,230,000	Updated portfolio data from servicer
									7/14/2010	\$ (474,730,000)	\$ 1,167,500,000	Updated portfolio data from servicer
									8/13/2010	\$ (700,000)	\$ 1,166,800,000	Transfer of cap to due to servicing transfer
									9/15/2010	\$ (1,000,000)	\$ 1,165,800,000	Transfer of cap to due to servicing transfer
									9/30/2010	\$ (115,017,236)	\$ 1,050,782,764	Updated portfolio data from servicer
									10/15/2010	\$ (800,000)	\$ 1,049,982,764	Transfer of cap due to servicing transfer
									12/15/2010	\$ 800,000	\$ 1,050,782,764	Updated portfolio data from servicer
									1/6/2011	\$ (1,286)	\$ 1,050,781,478	Updated portfolio data from servicer
									3/16/2011	\$ 8,800,000	\$ 1,059,581,478	Transfer of cap due to servicing transfer
									3/30/2011	\$ (1,470)	\$ 1,059,580,008	Updated due to quarterly assessment and reallocation

Date	Servicer Modifying Borrowers' Loans			Transaction Type	Investment Description	Cap of Incentive Payments on Behalf of Borrowers and to Servicers &	Pricing Mechanism	Note	Adjustment Details			
	Name of Institution	City	State						Adjustment Date	Cap Adjustment Amount	Adjusted Cap	Reason for Adjustment
									4/13/2011	\$ (3,300,000)	\$ 1,056,280,008	Transfer of cap due to servicing transfer
									5/13/2011	\$ (300,000)	\$ 1,055,980,008	Transfer of cap due to servicing transfer
									6/16/2011	\$ (700,000)	\$ 1,055,280,008	Transfer of cap due to servicing transfer
									6/29/2011	\$ (13,097)	\$ 1,055,266,911	Updated due to quarterly assessment and reallocation
									7/14/2011	\$ (200,000)	\$ 1,055,066,911	Transfer of cap due to servicing transfer
									9/15/2011	\$ (2,900,000)	\$ 1,052,166,911	Transfer of cap due to servicing transfer
									10/14/2011	\$ (300,000)	\$ 1,051,866,911	Transfer of cap due to servicing transfer
8/12/2009	PennyMac Loan Services, LLC	Calasbasa	CA	Purchase	Financial Instrument for Home Loan Modifications	\$ 6,210,000	N/A		9/30/2009	\$ (1,200,000)	\$ 5,010,000	Updated portfolio data from servicer & HPDP initial cap
									12/30/2009	\$ 30,800,000	\$ 35,810,000	Updated portfolio data from servicer & HAFA initial cap
									3/26/2010	\$ 23,200,000	\$ 59,010,000	Updated portfolio data from servicer
									6/16/2010	\$ 2,710,000	\$ 61,720,000	Transfer of cap from CitiMortgage, Inc. due to servicing transfer
									7/14/2010	\$ (18,020,000)	\$ 43,700,000	Updated portfolio data from servicer
									7/16/2010	\$ 6,680,000	\$ 50,380,000	Transfer of cap from CitiMortgage, Inc. due to servicing transfer
									8/13/2010	\$ 2,600,000	\$ 52,980,000	Transfer of cap due to servicing transfer
									9/15/2010	\$ (100,000)	\$ 52,880,000	Transfer of cap due to servicing transfer
									9/30/2010	\$ 200,000	\$ 53,080,000	Initial FHA-HAMP cap and 2MP initial cap
									9/30/2010	\$ (1,423,197)	\$ 51,656,803	Updated portfolio data from servicer
									11/16/2010	\$ 1,400,000	\$ 53,056,803	Transfer of cap due to servicing transfer
									12/15/2010	\$ (100,000)	\$ 52,956,803	Updated portfolio data from servicer
									1/6/2011	\$ (72)	\$ 52,956,731	Updated portfolio data from servicer
									1/13/2011	\$ 4,100,000	\$ 57,056,731	Transfer of cap due to servicing transfer
									2/16/2011	\$ (100,000)	\$ 56,956,731	Transfer of cap due to servicing transfer
									3/16/2011	\$ 4,000,000	\$ 60,956,731	Transfer of cap due to servicing transfer
									3/30/2011	\$ (94)	\$ 60,956,637	Updated due to quarterly assessment and reallocation
									4/13/2011	\$ (100,000)	\$ 60,856,637	Transfer of cap due to servicing transfer
									5/13/2011	\$ 5,800,000	\$ 66,656,637	Transfer of cap due to servicing transfer
									6/16/2011	\$ 600,000	\$ 67,256,637	Transfer of cap due to servicing transfer
									6/29/2011	\$ (812)	\$ 67,255,825	Updated due to quarterly assessment and reallocation
									7/14/2011	\$ 2,500,000	\$ 69,755,825	Transfer of cap due to servicing transfer
									9/15/2011	\$ 2,800,000	\$ 72,555,825	Transfer of cap due to servicing transfer
									10/14/2011	\$ 300,000	\$ 72,855,825	Transfer of cap due to servicing transfer
8/12/2009	Servis One, Inc.	Titusville	PA	Purchase	Financial Instrument for Home Loan Modifications	\$ 29,730,000	N/A		9/30/2009	\$ (25,510,000)	\$ 4,220,000	Updated portfolio data from servicer & HPDP initial cap
									12/30/2009	\$ 520,000	\$ 4,740,000	Updated portfolio data from servicer & HAFA initial cap

Date	Servicer Modifying Borrowers' Loans			Transaction Type	Investment Description	Cap of Incentive Payments on Behalf of Borrowers and to Servicers &	Pricing Mechanism	Note	Adjustment Details			
	Name of Institution	City	State						Adjustment Date	Cap Adjustment Amount	Adjusted Cap	Reason for Adjustment
									3/26/2010	\$ 4,330,000	\$ 9,070,000	Updated portfolio data from servicer
									4/19/2010	\$ 230,000	\$ 9,300,000	Transfer of cap from CitiMortgage, Inc. due to servicing transfer
									5/19/2010	\$ 850,000	\$ 10,150,000	Initial 2MP cap
									7/14/2010	\$ (850,000)	\$ 9,300,000	Updated portfolio data from servicer
									9/15/2010	\$ 100,000	\$ 9,400,000	Transfer of cap to due to servicing transfer
									9/30/2010	\$ 100,000	\$ 9,500,000	Initial FHA-HAMP cap
									9/30/2010	\$ 16,755,064	\$ 26,255,064	Updated portfolio data from servicer
									10/15/2010	\$ 100,000	\$ 26,355,064	Transfer of cap due to servicing transfer
									12/15/2010	\$ 100,000	\$ 26,455,064	Updated portfolio data from servicer
									1/6/2011	\$ (40)	\$ 26,455,024	Updated portfolio data from servicer
									1/13/2011	\$ 300,000	\$ 26,755,024	Transfer of cap due to servicing transfer
									2/16/2011	\$ 100,000	\$ 26,855,024	Transfer of cap due to servicing transfer
									3/16/2011	\$ 2,200,000	\$ 29,055,024	Transfer of cap due to servicing transfer
									3/30/2011	\$ (52)	\$ 29,054,972	Updated due to quarterly assessment and reallocation
									4/13/2011	\$ 1,500,000	\$ 30,554,972	Transfer of cap due to servicing transfer
									5/13/2011	\$ 1,000,000	\$ 31,554,972	Transfer of cap due to servicing transfer
									6/16/2011	\$ 100,000	\$ 31,654,972	Transfer of cap due to servicing transfer
									6/29/2011	\$ (534)	\$ 31,654,438	Updated due to quarterly assessment and reallocation
									8/16/2011	\$ 700,000	\$ 32,354,438	Transfer of cap due to servicing transfer
									9/15/2011	\$ (600,000)	\$ 31,754,438	Transfer of cap due to servicing transfer
									10/14/2011	\$ 4,000,000	\$ 35,754,438	Transfer of cap due to servicing transfer
8/28/2009	OneWest Bank	Pasadena	CA	Purchase	Financial Instrument for Home Loan Modifications	\$ 668,440,000	N/A		10/2/2009	\$ 145,800,000	\$ 814,240,000	HPDP initial cap
									12/30/2009	\$ 1,355,930,000	\$ 2,170,170,000	Updated portfolio data from servicer & HAFA initial cap
									3/26/2010	\$ 121,180,000	\$ 2,291,350,000	Updated portfolio data from servicer
									7/14/2010	\$ (408,850,000)	\$ 1,882,500,000	Updated portfolio data from servicer
									9/30/2010	\$ 5,500,000	\$ 1,888,000,000	2MP initial cap
									9/30/2010	\$ (51,741,163)	\$ 1,836,258,837	Updated portfolio data from servicer
									1/6/2011	\$ (2,282)	\$ 1,836,256,555	Updated portfolio data from servicer
									3/30/2011	\$ (2,674)	\$ 1,836,253,881	Updated due to quarterly assessment and reallocation
									6/29/2011	\$ (24,616)	\$ 1,836,229,265	Updated due to quarterly assessment and reallocation
8/28/2009	Stanford Federal Credit Union	Palo Alto	CA	Purchase	Financial Instrument for Home Loan Modifications	\$ 300,000	N/A		10/2/2009	\$ 70,000	\$ 370,000	HPDP initial cap
									12/30/2009	\$ 2,680,000	\$ 3,050,000	Updated portfolio data from servicer & HAFA initial cap
									3/26/2010	\$ 350,000	\$ 3,400,000	Updated portfolio data from servicer

Date	Servicer Modifying Borrowers' Loans			Transaction Type	Investment Description	Cap of Incentive Payments on Behalf of Borrowers and to Servicers &	Pricing Mechanism	Note	Adjustment Details			
	Name of Institution	City	State						Adjustment Date	Cap Adjustment Amount	Adjusted Cap	Reason for Adjustment
									7/14/2010	\$ (1,900,000)	\$ 1,500,000	Updated portfolio data from servicer
									9/30/2010	\$ (1,209,889)	\$ 290,111	Updated portfolio data from servicer
									3/23/2010	\$ (290,111)	\$ -	Termination of SPA
8/28/2009	RoundPoint Mortgage Servicing Corporation	Charlotte	NC	Purchase	Financial Instrument for Home Loan Modifications	\$ 570,000	N/A		10/2/2009	\$ 130,000	\$ 700,000	HPDP initial cap
									12/30/2009	\$ (310,000)	\$ 390,000	Updated portfolio data from servicer & HAFA initial cap
									3/26/2010	\$ 2,110,000	\$ 2,500,000	Updated portfolio data from servicer
									7/14/2010	\$ 8,300,000	\$ 10,800,000	Updated portfolio data from servicer
									9/30/2010	\$ 5,301,172	\$ 16,101,172	Updated portfolio data from servicer
									1/6/2011	\$ (22)	\$ 16,101,150	Updated portfolio data from servicer
									3/16/2011	\$ (400,000)	\$ 15,701,150	Transfer of cap due to servicing transfer
									3/30/2011	\$ (25)	\$ 15,701,125	Updated due to quarterly assessment and reallocation
									4/13/2011	\$ -	\$ 15,701,125	Transfer of cap due to servicing transfer
									6/29/2011	\$ (232)	\$ 15,700,893	Updated due to quarterly assessment and reallocation
9/2/2009	Horicon Bank	Horicon	WI	Purchase	Financial Instrument for Home Loan Modifications	\$ 560,000	N/A		10/2/2009	\$ 130,000	\$ 690,000	HPDP initial cap
									12/30/2009	\$ 1,040,000	\$ 1,730,000	Updated portfolio data from servicer & HAFA initial cap
									3/26/2010	\$ (1,680,000)	\$ 50,000	Updated portfolio data from servicer
									5/12/2010	\$ 1,260,000	\$ 1,310,000	Updated portfolio data from servicer
									7/14/2010	\$ (1,110,000)	\$ 200,000	Updated portfolio data from servicer
									9/30/2010	\$ 100,000	\$ 300,000	Initial RD-HAMP
									9/30/2010	\$ (9,889)	\$ 290,111	Updated portfolio data from servicer
									6/29/2011	\$ (3)	\$ 290,108	Updated due to quarterly assessment and reallocation
9/2/2009 as amended on 8/27/2010	Vantium Capital, Inc.dba Acqura Loan Services	Plano	TX	Purchase	Financial Instrument for Home Loan Modifications	\$ 6,000,000	N/A	10	10/2/2009	\$ 1,310,000	\$ 7,310,000	HPDP initial cap
									12/30/2009	\$ (3,390,000)	\$ 3,920,000	Updated portfolio data from servicer & HAFA initial cap
									3/26/2010	\$ 410,000	\$ 4,330,000	Updated portfolio data from servicer
									7/14/2010	\$ (730,000)	\$ 3,600,000	Updated portfolio data from servicer
									9/15/2010	\$ 4,700,000	\$ 8,300,000	Transfer of cap due to servicing transfer
									9/30/2010	\$ 117,764	\$ 8,417,764	Updated portfolio data from servicer
									11/16/2010	\$ 800,000	\$ 9,217,764	Transfer of cap due to servicing transfer
									12/15/2010	\$ 2,700,000	\$ 11,917,764	Updated portfolio data from servicer
									1/6/2011	\$ (17)	\$ 11,917,747	Updated portfolio data from servicer
									1/13/2011	\$ 700,000	\$ 12,617,747	Transfer of cap due to servicing transfer
									2/16/2011	\$ 1,800,000	\$ 14,417,747	Transfer of cap due to servicing transfer
									3/30/2011	\$ (19)	\$ 14,417,728	Updated due to quarterly assessment and reallocation

Date	Servicer Modifying Borrowers' Loans			Transaction Type	Investment Description	Cap of Incentive Payments on Behalf of Borrowers and to Servicers &	Pricing Mechanism	Note	Adjustment Details			
	Name of Institution	City	State						Adjustment Date	Cap Adjustment Amount	Adjusted Cap	Reason for Adjustment
									4/13/2011	\$ 300,000	\$ 14,717,728	Transfer of cap due to servicing transfer
									6/29/2011	\$ (189)	\$ 14,717,539	Updated due to quarterly assessment and reallocation
									8/16/2011	\$ 300,000	\$ 15,017,539	Transfer of cap due to servicing transfer
									9/15/2011	\$ 100,000	\$ 15,117,539	Transfer of cap due to servicing transfer
									10/14/2011	\$ 100,000	\$ 15,217,539	Transfer of cap due to servicing transfer
9/9/2009	Central Florida Educators Federal Credit Union	Lake Mary	FL	Purchase	Financial Instrument for Home Loan Modifications	\$ 1,250,000	N/A		10/2/2009	\$ 280,000	\$ 1,530,000	HPDP initial cap
									12/30/2009	\$ (750,000)	\$ 780,000	Updated portfolio data from servicer & HAFA initial cap
									3/26/2010	\$ 120,000	\$ 900,000	Updated portfolio data from servicer
									7/14/2010	\$ (300,000)	\$ 600,000	Updated portfolio data from servicer
									9/30/2010	\$ 270,334	\$ 870,334	Updated portfolio data from servicer
									1/6/2011	\$ (1)	\$ 870,333	Updated portfolio data from servicer
									3/30/2011	\$ (1)	\$ 870,332	Updated due to quarterly assessment and reallocation
									6/29/2011	\$ (5)	\$ 870,327	Updated due to quarterly assessment and reallocation
9/9/2009	U.S. Bank National Association	Owensboro	KY	Purchase	Financial Instrument for Home Loan Modifications	\$ 114,220,000	N/A		10/2/2009	\$ 24,920,000	\$ 139,140,000	HPDP initial cap
									12/30/2009	\$ 49,410,000	\$ 188,550,000	Updated portfolio data from servicer & HAFA initial cap
									3/26/2010	\$ 41,830,000	\$ 230,380,000	Updated portfolio data from servicer
									7/14/2010	\$ (85,780,000)	\$ 144,600,000	Updated portfolio data from servicer
									9/30/2010	\$ 36,574,444	\$ 181,174,444	Updated portfolio data from servicer
									1/6/2011	\$ (160)	\$ 181,174,284	Updated portfolio data from servicer
									3/30/2011	\$ (172)	\$ 181,174,112	Updated due to quarterly assessment and reallocation
									6/29/2011	\$ (1,431)	\$ 181,172,681	Updated due to quarterly assessment and reallocation
9/9/2009	CUC Mortgage Corporation	Albany	NY	Purchase	Financial Instrument for Home Loan Modifications	\$ 4,350,000	N/A		10/2/2009	\$ 950,000	\$ 5,300,000	HPDP initial cap
									12/30/2009	\$ 5,700,000	\$ 11,000,000	Updated portfolio data from servicer & HAFA initial cap
									3/26/2010	\$ 740,000	\$ 11,740,000	Updated portfolio data from servicer
									7/14/2010	\$ (1,440,000)	\$ 10,300,000	Updated portfolio data from servicer
									9/30/2010	\$ (6,673,610)	\$ 3,626,390	Updated portfolio data from servicer
									1/6/2011	\$ (5)	\$ 3,626,385	Updated portfolio data from servicer
									3/30/2011	\$ (6)	\$ 3,626,379	Updated due to quarterly assessment and reallocation
									6/29/2011	\$ (52)	\$ 3,626,327	Updated due to quarterly assessment and reallocation
9/11/2009	ORNL Federal Credit Union	Oak Ridge	TN	Purchase	Financial Instrument for Home Loan Modifications	\$ 2,070,000	N/A		10/2/2009	\$ 460,000	\$ 2,530,000	HPDP initial cap
									12/30/2009	\$ 2,730,000	\$ 5,260,000	Updated portfolio data from servicer & HAFA initial cap
									3/26/2010	\$ 13,280,000	\$ 18,540,000	Updated portfolio data from servicer
									7/14/2010	\$ (13,540,000)	\$ 5,000,000	Updated portfolio data from servicer

Date	Servicer Modifying Borrowers' Loans			Transaction Type	Investment Description	Cap of Incentive Payments on Behalf of Borrowers and to Servicers &	Pricing Mechanism	Note	Adjustment Details			
	Name of Institution	City	State						Adjustment Date	Cap Adjustment Amount	Adjusted Cap	Reason for Adjustment
									9/30/2010	\$ 1,817,613	\$ 6,817,613	Updated portfolio data from servicer
									1/6/2011	\$ (10)	\$ 6,817,603	Updated portfolio data from servicer
									3/30/2011	\$ (12)	\$ 6,817,591	Updated due to quarterly assessment and reallocation
									6/29/2011	\$ (115)	\$ 6,817,476	Updated due to quarterly assessment and reallocation
9/11/2009	Allstate Mortgage Loans & Investments, Inc.	Ocala	FL	Purchase	Financial Instrument for Home Loan Modifications	\$ 250,000	N/A		10/2/2009	\$ 60,000	\$ 310,000	HPDP initial cap
									12/30/2009	\$ (80,000)	\$ 230,000	Updated portfolio data from servicer & HAFA initial cap
									3/26/2010	\$ 280,000	\$ 510,000	Updated portfolio data from servicer
									7/14/2010	\$ (410,000)	\$ 100,000	Updated portfolio data from servicer
									9/30/2010	\$ 45,056	\$ 145,056	Updated portfolio data from servicer
									6/29/2011	\$ (1)	\$ 145,055	Updated due to quarterly assessment and reallocation
9/11/2009	Metropolitan National Bank	Little Rock	AR	Purchase	Financial Instrument for Home Loan Modifications	\$ 280,000	N/A		10/2/2009	\$ 70,000	\$ 350,000	HPDP initial cap
									12/30/2009	\$ 620,000	\$ 970,000	Updated portfolio data from servicer & HAFA initial cap
									3/26/2010	\$ 100,000	\$ 1,070,000	Updated portfolio data from servicer
									7/14/2010	\$ (670,000)	\$ 400,000	Updated portfolio data from servicer
									9/30/2010	\$ 35,167	\$ 435,167	Updated portfolio data from servicer
									1/6/2011	\$ (1)	\$ 435,166	Updated portfolio data from servicer
									1/26/2011	\$ (435,166)	\$ -	Termination of SPA
9/11/2009	Franklin Credit Management Corporation	Jersey City	NJ	Purchase	Financial Instrument for Home Loan Modifications	\$ 27,510,000	N/A		10/2/2009	\$ 6,010,000	\$ 33,520,000	HPDP initial cap
									12/30/2009	\$ (19,750,000)	\$ 13,770,000	Updated portfolio data from servicer & HAFA initial cap
									3/26/2010	\$ (4,780,000)	\$ 8,990,000	Updated portfolio data from servicer
									7/14/2010	\$ (2,390,000)	\$ 6,600,000	Updated portfolio data from servicer
									9/30/2010	\$ 2,973,670	\$ 9,573,670	Updated portfolio data from servicer
									1/6/2011	\$ (3)	\$ 9,573,667	Updated portfolio data from servicer
									2/16/2011	\$ (1,800,000)	\$ 7,773,667	Transfer of cap due to servicing transfer
									3/30/2011	\$ (6)	\$ 7,773,661	Updated due to quarterly assessment and reallocation
									6/29/2011	\$ (61)	\$ 7,773,600	Updated due to quarterly assessment and reallocation
									10/14/2011	\$ (100,000)	\$ 7,673,600	Transfer of cap due to servicing transfer
9/16/2009	Bay Federal Credit Union	Capitola	CA	Purchase	Financial Instrument for Home Loan Modifications	\$ 410,000	N/A		10/2/2009	\$ 90,000	\$ 500,000	HPDP initial cap
									12/30/2009	\$ 1,460,000	\$ 1,960,000	Updated portfolio data from servicer & HAFA initial cap
									3/26/2010	\$ 160,000	\$ 2,120,000	Updated portfolio data from servicer
									7/14/2010	\$ (120,000)	\$ 2,000,000	Updated portfolio data from servicer
									9/30/2010	\$ (1,419,778)	\$ 580,222	Updated portfolio data from servicer
									1/6/2011	\$ (1)	\$ 580,221	Updated portfolio data from servicer

Date	Servicer Modifying Borrowers' Loans			Transaction Type	Investment Description	Cap of Incentive Payments on Behalf of Borrowers and to Servicers &	Pricing Mechanism	Note	Adjustment Details			
	Name of Institution	City	State						Adjustment Date	Cap Adjustment Amount	Adjusted Cap	Reason for Adjustment
									3/30/2011	\$ (1)	\$ 580,220	Updated due to quarterly assessment and reallocation
									6/29/2011	\$ (8)	\$ 580,212	Updated due to quarterly assessment and reallocation
9/23/2009	AMS Servicing, LLC	Buffalo	NY	Purchase	Financial Instrument for Home Loan Modifications	\$ 4,390,000	N/A		10/2/2009	\$ 960,000	\$ 5,350,000	HPDP initial cap
									12/30/2009	\$ (3,090,000)	\$ 2,260,000	Updated portfolio data from servicer & HAFA initial cap
									3/26/2010	\$ 230,000	\$ 2,490,000	Updated portfolio data from servicer
									7/14/2010	\$ 5,310,000	\$ 7,800,000	Updated portfolio data from servicer
									9/30/2010	\$ 323,114	\$ 8,123,114	Updated portfolio data from servicer
									1/6/2011	\$ (12)	\$ 8,123,102	Updated portfolio data from servicer
									3/16/2011	\$ 600,000	\$ 8,723,102	Transfer of cap due to servicing transfer
									3/30/2011	\$ (16)	\$ 8,723,086	Updated due to quarterly assessment and reallocation
									4/13/2011	\$ 200,000	\$ 8,923,086	Transfer of cap due to servicing transfer
									5/13/2011	\$ 100,000	\$ 9,023,086	Transfer of cap due to servicing transfer
									6/29/2011	\$ (153)	\$ 9,022,933	Updated due to quarterly assessment and reallocation
									9/15/2011	\$ 100,000	\$ 9,122,933	Transfer of cap due to servicing transfer
9/23/2009	Schools Financial Credit Union	Sacramento	CA	Purchase	Financial Instrument for Home Loan Modifications	\$ 390,000	N/A		10/2/2009	\$ 90,000	\$ 480,000	HPDP initial cap
									12/30/2009	\$ 940,000	\$ 1,420,000	Updated portfolio data from servicer & HAFA initial cap
									3/26/2010	\$ (980,000)	\$ 440,000	Updated portfolio data from servicer
									7/14/2010	\$ (140,000)	\$ 300,000	Updated portfolio data from servicer
									9/30/2010	\$ 1,150,556	\$ 1,450,556	Updated portfolio data from servicer
									1/6/2011	\$ (2)	\$ 1,450,554	Updated portfolio data from servicer
									3/30/2011	\$ (2)	\$ 1,450,552	Updated due to quarterly assessment and reallocation
									6/29/2011	\$ (22)	\$ 1,450,530	Updated due to quarterly assessment and reallocation
9/23/2009	Glass City Federal Credit Union	Maumee	OH	Purchase	Financial Instrument for Home Loan Modifications	\$ 230,000	N/A		10/2/2009	\$ 60,000	\$ 290,000	HPDP initial cap
									12/30/2009	\$ (10,000)	\$ 280,000	Updated portfolio data from servicer & HAFA initial cap
									3/26/2010	\$ 130,000	\$ 410,000	Updated portfolio data from servicer
									7/14/2010	\$ (110,000)	\$ 300,000	Updated portfolio data from servicer
									9/30/2010	\$ (9,889)	\$ 290,111	Updated portfolio data from servicer
									6/29/2011	\$ (3)	\$ 290,108	Updated due to quarterly assessment and reallocation
9/23/2009	Central Jersey Federal Credit Union	Woodbridge	NJ	Purchase	Financial Instrument for Home Loan Modifications	\$ 30,000	N/A		10/2/2009	\$ 10,000	\$ 40,000	HPDP initial cap
									12/30/2009	\$ 120,000	\$ 160,000	Updated portfolio data from servicer & HAFA initial cap
									3/26/2010	\$ 10,000	\$ 170,000	Updated portfolio data from servicer
									7/14/2010	\$ (70,000)	\$ 100,000	Updated portfolio data from servicer
									9/30/2010	\$ 45,056	\$ 145,056	Updated portfolio data from servicer

Date	Servicer Modifying Borrowers' Loans			Transaction Type	Investment Description	Cap of Incentive Payments on Behalf of Borrowers and to Servicers &	Pricing Mechanism	Note	Adjustment Details			
	Name of Institution	City	State						Adjustment Date	Cap Adjustment Amount	Adjusted Cap	Reason for Adjustment
9/23/2009	Yadkin Valley Bank	Elkin	NC	Purchase	Financial Instrument for Home Loan Modifications	\$ 240,000	N/A		10/29/2010	\$ (145,056)	\$ -	Termination of SPA
									10/2/2009	\$ 60,000	\$ 300,000	HPDP initial cap
									12/30/2009	\$ 350,000	\$ 650,000	Updated portfolio data from servicer & HAFA initial cap
									3/26/2010	\$ 1,360,000	\$ 2,010,000	Updated portfolio data from servicer
									7/14/2010	\$ (1,810,000)	\$ 200,000	Updated portfolio data from servicer
									9/30/2010	\$ 235,167	\$ 435,167	Updated portfolio data from servicer
									1/6/2011	\$ (1)	\$ 435,166	Updated portfolio data from servicer
									6/29/2011	\$ (4)	\$ 435,162	Updated due to quarterly assessment and reallocation
9/25/2009	SEFCU	Albany	NY	Purchase	Financial Instrument for Home Loan Modifications	\$ 440,000	N/A		10/2/2009	\$ 100,000	\$ 540,000	HPDP initial cap
									12/30/2009	\$ 20,000	\$ 560,000	Updated portfolio data from servicer & HAFA initial cap
									3/26/2010	\$ (290,000)	\$ 270,000	Updated portfolio data from servicer
									7/14/2010	\$ (70,000)	\$ 200,000	Updated portfolio data from servicer
									9/30/2010	\$ (54,944)	\$ 145,056	Updated portfolio data from servicer
									6/29/2011	\$ (1)	\$ 145,055	Updated due to quarterly assessment and reallocation
												Updated portfolio data from servicer & HAFA initial cap
10/14/2009	Great Lakes Credit Union	North Chicago	IL	Purchase	Financial Instrument for Home Loan Modifications	\$ 570,000	N/A		12/30/2009	\$ 1,030,000	\$ 1,600,000	Updated portfolio data from servicer & HAFA initial cap
									3/26/2010	\$ (880,000)	\$ 720,000	Updated portfolio data from servicer
									7/14/2010	\$ (320,000)	\$ 400,000	Updated portfolio data from servicer
									9/30/2010	\$ 180,222	\$ 580,222	Updated portfolio data from servicer
									1/6/2011	\$ (1)	\$ 580,221	Updated portfolio data from servicer
									3/30/2011	\$ (1)	\$ 580,220	Updated due to quarterly assessment and reallocation
									6/29/2011	\$ (8)	\$ 580,212	Updated due to quarterly assessment and reallocation
10/14/2009	Mortgage Clearing Corporation	Tulsa	OK	Purchase	Financial Instrument for Home Loan Modifications	\$ 4,860,000	N/A		12/30/2009	\$ (2,900,000)	\$ 1,960,000	Updated portfolio data from servicer & HAFA initial cap
									3/26/2010	\$ (1,600,000)	\$ 360,000	Updated portfolio data from servicer
									7/14/2010	\$ (260,000)	\$ 100,000	Updated portfolio data from servicer
									9/30/2010	\$ 45,056	\$ 145,056	Updated portfolio data from servicer
									3/9/2011	\$ (145,056)	\$ -	Termination of SPA
10/21/2009	United Bank Mortgage Corporation	Grand Rapids	MI	Purchase	Financial Instrument for Home Loan Modifications	\$ 410,000	N/A		1/22/2010	\$ 20,000	\$ 430,000	Updated HPDP cap & HAFA initial cap
									3/26/2010	\$ 400,000	\$ 830,000	Updated portfolio data from servicer
									7/14/2010	\$ (430,000)	\$ 400,000	Updated portfolio data from servicer
									9/30/2010	\$ 180,222	\$ 580,222	Updated portfolio data from servicer
									1/6/2011	\$ (1)	\$ 580,221	Updated portfolio data from servicer
									3/30/2011	\$ (1)	\$ 580,220	Updated due to quarterly assessment and reallocation
									6/29/2011	\$ (5)	\$ 580,215	Updated due to quarterly assessment and reallocation

Date	Servicer Modifying Borrowers' Loans			Transaction Type	Investment Description	Cap of Incentive Payments on Behalf of Borrowers and to Servicers &	Pricing Mechanism	Note	Adjustment Details			
	Name of Institution	City	State						Adjustment Date	Cap Adjustment Amount	Adjusted Cap	Reason for Adjustment
10/23/2009	Bank United	Miami Lakes	FL	Purchase	Financial Instrument for Home Loan Modifications	\$ 93,660,000	N/A		1/22/2010	\$ 4,370,000	\$ 98,030,000	Updated HPDP cap & HAFA initial cap
									3/26/2010	\$ 23,880,000	\$ 121,910,000	Updated portfolio data from servicer
									7/14/2010	\$ (16,610,000)	\$ 105,300,000	Updated portfolio data from servicer
									9/30/2010	\$ 1,751,033	\$ 107,051,033	Updated portfolio data from servicer
									1/6/2011	\$ (77)	\$ 107,050,956	Updated portfolio data from servicer
									3/16/2011	\$ (9,900,000)	\$ 97,150,956	Transfer of cap due to servicing transfer
									3/30/2011	\$ (88)	\$ 97,150,868	Updated due to quarterly assessment and reallocation
									6/29/2011	\$ (773)	\$ 97,150,095	Updated due to quarterly assessment and reallocation
10/23/2009	IC Federal Credit Union	Fitchburg	MA	Purchase	Financial Instrument for Home Loan Modifications	\$ 760,000	N/A		1/22/2010	\$ 40,000	\$ 800,000	Updated HPDP cap & HAFA initial cap
									3/26/2010	\$ (760,000)	\$ 40,000	Updated portfolio data from servicer
									5/12/2010	\$ 2,630,000	\$ 2,670,000	Updated portfolio data from servicer
									7/14/2010	\$ (770,000)	\$ 1,900,000	Updated portfolio data from servicer
									9/30/2010	\$ 565,945	\$ 2,465,945	Updated portfolio data from servicer
									1/6/2011	\$ (4)	\$ 2,465,941	Updated portfolio data from servicer
									3/30/2011	\$ (4)	\$ 2,465,937	Updated due to quarterly assessment and reallocation
									6/29/2011	\$ (40)	\$ 2,465,897	Updated due to quarterly assessment and reallocation
10/28/2009	Harleysville National Bank & Trust Company	Harleysville	PA	Purchase	Financial Instrument for Home Loan Modifications	\$ 1,070,000	N/A		4/21/2010	\$ (1,070,000)	\$ -	Termination of SPA
10/28/2009	Members Mortgage Company, Inc	Woburn	MA	Purchase	Financial Instrument for Home Loan Modifications	\$ 510,000	N/A		4/21/2010	\$ (510,000)	\$ -	Termination of SPA
10/30/2009	DuPage Credit Union	Naperville	IL	Purchase	Financial Instrument for Home Loan Modifications	\$ 70,000	N/A		1/22/2010	\$ 10,000	\$ 80,000	Updated HPDP cap & HAFA initial cap
									3/26/2010	\$ 10,000	\$ 90,000	Updated portfolio data from servicer
									7/14/2010	\$ 10,000	\$ 100,000	Updated portfolio data from servicer
									9/30/2010	\$ 45,056	\$ 145,056	Updated portfolio data from servicer
									6/29/2011	\$ (1)	\$ 145,055	Updated due to quarterly assessment and reallocation
11/6/2009	Los Alamos National Bank	Los Alamos	NM	Purchase	Financial Instrument for Home Loan Modifications	\$ 700,000	N/A		1/22/2010	\$ 40,000	\$ 740,000	Updated HPDP cap & HAFA initial cap
									3/26/2010	\$ 50,000	\$ 790,000	Updated portfolio data from servicer
									7/14/2010	\$ 1,310,000	\$ 2,100,000	Updated portfolio data from servicer
									9/30/2010	\$ 75,834	\$ 2,175,834	Updated portfolio data from servicer
									1/6/2011	\$ (3)	\$ 2,175,831	Updated portfolio data from servicer
									3/30/2011	\$ (4)	\$ 2,175,827	Updated due to quarterly assessment and reallocation
									6/29/2011	\$ (35)	\$ 2,175,792	Updated due to quarterly assessment and reallocation
11/18/2009	Quantum Servicing Corporation	Tampa	FL	Purchase	Financial Instrument for Home Loan Modifications	\$ 18,960,000	N/A		1/22/2010	\$ 890,000	\$ 19,850,000	Updated HPDP cap & HAFA initial cap
									3/26/2010	\$ 3,840,000	\$ 23,690,000	Updated portfolio data from servicer
									7/14/2010	\$ (2,890,000)	\$ 20,800,000	Updated portfolio data from servicer

Date	Servicer Modifying Borrowers' Loans			Transaction Type	Investment Description	Cap of Incentive Payments on Behalf of Borrowers and to Servicers &	Pricing Mechanism	Note	Adjustment Details			
	Name of Institution	City	State						Adjustment Date	Cap Adjustment Amount	Adjusted Cap	Reason for Adjustment
									9/30/2010	\$ 9,661,676	\$ 30,461,676	Updated portfolio data from servicer
									1/6/2011	\$ (46)	\$ 30,461,630	Updated portfolio data from servicer
									1/13/2011	\$ 1,600,000	\$ 32,061,630	Transfer of cap due to servicing transfer
									2/16/2011	\$ 1,400,000	\$ 33,461,630	Transfer of cap due to servicing transfer
									3/30/2011	\$ (58)	\$ 33,461,572	Updated due to quarterly assessment and reallocation
									4/13/2011	\$ 100,000	\$ 33,561,572	Transfer of cap due to servicing transfer
									5/13/2011	\$ 100,000	\$ 33,661,572	Transfer of cap due to servicing transfer
									6/16/2011	\$ 800,000	\$ 34,461,572	Transfer of cap due to servicing transfer
									6/29/2011	\$ (559)	\$ 34,461,013	Updated due to quarterly assessment and reallocation
									7/14/2011	\$ 300,000	\$ 34,761,013	Transfer of cap due to servicing transfer
									8/16/2011	\$ 200,000	\$ 34,961,013	Transfer of cap due to servicing transfer
									9/15/2011	\$ 100,000	\$ 35,061,013	Transfer of cap due to servicing transfer
11/18/2009	Hillsdale County National Bank	Hillsdale	MI	Purchase	Financial Instrument for Home Loan Modifications	\$ 1,670,000	N/A		1/22/2010	\$ 80,000	\$ 1,750,000	Updated HPDP cap & HAFA initial cap
									3/26/2010	\$ 330,000	\$ 2,080,000	Updated portfolio data from servicer
									7/14/2010	\$ (1,080,000)	\$ 1,000,000	Updated portfolio data from servicer
									9/30/2010	\$ 160,445	\$ 1,160,445	Updated portfolio data from servicer
									1/6/2011	\$ (1)	\$ 1,160,444	Updated portfolio data from servicer
									3/30/2011	\$ (2)	\$ 1,160,442	Updated due to quarterly assessment and reallocation
									6/29/2011	\$ (16)	\$ 1,160,426	Updated due to quarterly assessment and reallocation
11/18/2009	QLending, Inc.	Coral Gables	FL	Purchase	Financial Instrument for Home Loan Modifications	\$ 20,000	N/A		1/22/2010	\$ -	\$ 20,000	Updated HPDP cap & HAFA initial cap
									3/26/2010	\$ (10,000)	\$ 10,000	Updated portfolio data from servicer
									7/14/2010	\$ 90,000	\$ 100,000	Updated portfolio data from servicer
									9/30/2010	\$ 45,056	\$ 145,056	Updated portfolio data from servicer
									6/29/2011	\$ (1)	\$ 145,055	Updated due to quarterly assessment and reallocation
11/25/2009	Marix Servicing, LLC	Phoenix	AZ	Purchase	Financial Instrument for Home Loan Modifications	\$ 20,360,000	N/A		1/22/2010	\$ 950,000	\$ 21,310,000	Updated HPDP cap & HAFA initial cap
									3/26/2010	\$ (17,880,000)	\$ 3,430,000	Updated portfolio data from servicer
									6/16/2010	\$ 1,030,000	\$ 4,460,000	Transfer of cap from CitiMortgage, Inc. due to servicing transfer
									7/14/2010	\$ (1,160,000)	\$ 3,300,000	Updated portfolio data from servicer
									8/13/2010	\$ 800,000	\$ 4,100,000	Transfer of cap due to servicing transfer
									9/30/2010	\$ 200,000	\$ 4,300,000	Initial FHA-HAMP cap and initial RD-HAMP
									9/30/2010	\$ 1,357,168	\$ 5,657,168	Updated portfolio data from servicer
									1/6/2011	\$ (1)	\$ 5,657,167	Updated portfolio data from servicer
									3/16/2011	\$ 5,700,000	\$ 11,357,167	Transfer of cap due to servicing transfer

Date	Servicer Modifying Borrowers' Loans			Transaction Type	Investment Description	Cap of Incentive Payments on Behalf of Borrowers and to Servicers &	Pricing Mechanism	Note	Adjustment Details			
	Name of Institution	City	State						Adjustment Date	Cap Adjustment Amount	Adjusted Cap	Reason for Adjustment
									3/30/2011	\$ (6)	\$ 11,357,161	Updated due to quarterly assessment and reallocation
									4/13/2011	\$ 7,300,000	\$ 18,657,161	Transfer of cap due to servicing transfer
									5/13/2011	\$ 300,000	\$ 18,957,161	Transfer of cap due to servicing transfer
									6/16/2011	\$ 900,000	\$ 19,857,161	Transfer of cap due to servicing transfer
									6/29/2011	\$ (154)	\$ 19,857,007	Updated due to quarterly assessment and reallocation
									7/14/2011	\$ 100,000	\$ 19,957,007	Transfer of cap due to servicing transfer
									8/16/2011	\$ 300,000	\$ 20,257,007	Transfer of cap due to servicing transfer
11/25/2009	Home Financing Center, Inc	Coral Gables	FL	Purchase	Financial Instrument for Home Loan Modifications	\$ 230,000	N/A		4/21/2010	\$ (230,000)	\$ -	Termination of SPA
11/25/2009	First Keystone Bank	Media	PA	Purchase	Financial Instrument for Home Loan Modifications	\$ 1,280,000	N/A		1/22/2010	\$ 50,000	\$ 1,330,000	Updated HPDP cap & HAFA initial cap
									3/26/2010	\$ 1,020,000	\$ 2,350,000	Updated portfolio data from servicer
									7/14/2010	\$ (950,000)	\$ 1,400,000	Updated portfolio data from servicer
									9/30/2010	\$ 50,556	\$ 1,450,556	Updated portfolio data from servicer
									1/6/2011	\$ (2)	\$ 1,450,554	Updated portfolio data from servicer
									3/30/2011	\$ (2)	\$ 1,450,552	Updated due to quarterly assessment and reallocation
									6/16/2011	\$ (100,000)	\$ 1,350,552	Transfer of cap due to servicing transfer
									6/29/2011	\$ (21)	\$ 1,350,531	Updated due to quarterly assessment and reallocation
								12	7/22/2011	\$ (1,335,614)	\$ 14,917	Termination of SPA
12/4/2009	Community Bank & Trust Company	Clarks Summit	PA	Purchase	Financial Instrument for Home Loan Modifications	\$ 380,000	N/A		1/22/2010	\$ 10,000	\$ 390,000	Updated HPDP cap & HAFA initial cap
									3/26/2010	\$ 520,000	\$ 910,000	Updated portfolio data from servicer
									7/14/2010	\$ (810,000)	\$ 100,000	Updated portfolio data from servicer
									9/30/2010	\$ 45,056	\$ 145,056	Updated portfolio data from servicer
									6/29/2011	\$ (1)	\$ 145,055	Updated due to quarterly assessment and reallocation
12/4/2009	Idaho Housing and Finance Association	Boise	ID	Purchase	Financial Instrument for Home Loan Modifications	\$ 9,430,000	N/A		1/22/2010	\$ 440,000	\$ 9,870,000	Updated HPDP cap & HAFA initial cap
									3/26/2010	\$ 14,480,000	\$ 24,350,000	Updated portfolio data from servicer
									5/26/2010	\$ (24,200,000)	\$ 150,000	Updated portfolio data from servicer
									7/14/2010	\$ 150,000	\$ 300,000	Updated portfolio data from servicer
									9/30/2010	\$ (9,889)	\$ 290,111	Updated portfolio data from servicer
									6/29/2011	\$ (3)	\$ 290,108	Updated due to quarterly assessment and reallocation
12/9/2009	Spirit of Alaska Federal Credit Union	Fairbanks	AK	Purchase	Financial Instrument for Home Loan Modifications	\$ 360,000	N/A		1/22/2010	\$ 10,000	\$ 370,000	Updated HPDP cap & HAFA initial cap
									3/26/2010	\$ 850,000	\$ 1,220,000	Updated portfolio data from servicer
									7/14/2010	\$ (120,000)	\$ 1,100,000	Updated portfolio data from servicer
									9/30/2010	\$ 100,000	\$ 1,200,000	Initial FHA-HAMP cap
									9/30/2010	\$ 105,500	\$ 1,305,500	Updated portfolio data from servicer

Date	Servicer Modifying Borrowers' Loans			Transaction Type	Investment Description	Cap of Incentive Payments on Behalf of Borrowers and to Servicers &	Pricing Mechanism	Note	Adjustment Details			
	Name of Institution	City	State						Adjustment Date	Cap Adjustment Amount	Adjusted Cap	Reason for Adjustment
									1/6/2011	\$ (2)	\$ 1,305,498	Updated portfolio data from servicer
									2/17/2011	\$ (1,305,498)	\$ -	Termination of SPA
12/9/2009	American Eagle Federal Credit Union	East Hartford	CT	Purchase	Financial Instrument for Home Loan Modifications	\$ 1,590,000	N/A		1/22/2010	\$ 70,000	\$ 1,660,000	Updated HPDP cap & HAFA initial cap
									3/26/2010	\$ (290,000)	\$ 1,370,000	Updated portfolio data from servicer
									7/14/2010	\$ (570,000)	\$ 800,000	Updated portfolio data from servicer
									9/30/2010	\$ 70,334	\$ 870,334	Updated portfolio data from servicer
									1/6/2011	\$ (1)	\$ 870,333	Updated portfolio data from servicer
									3/30/2011	\$ (1)	\$ 870,332	Updated due to quarterly assessment and reallocation
									6/29/2011	\$ (13)	\$ 870,319	Updated due to quarterly assessment and reallocation
12/9/2009	Silver State Schools Credit Union	Las Vegas	NV	Purchase	Financial Instrument for Home Loan Modifications	\$ 1,880,000	N/A		1/22/2010	\$ 90,000	\$ 1,970,000	Updated HPDP cap & HAFA initial cap
									3/26/2010	\$ 1,110,000	\$ 3,080,000	Updated portfolio data from servicer
									7/14/2010	\$ (1,180,000)	\$ 1,900,000	Updated portfolio data from servicer
									9/30/2010	\$ 275,834	\$ 2,175,834	Updated portfolio data from servicer
									1/6/2011	\$ (2)	\$ 2,175,832	Updated portfolio data from servicer
									3/30/2011	\$ (3)	\$ 2,175,829	Updated due to quarterly assessment and reallocation
									6/29/2011	\$ (26)	\$ 2,175,803	Updated due to quarterly assessment and reallocation
12/9/2009	Fidelity Homestead Savings Bank	New Orleans	LA	Purchase	Financial Instrument for Home Loan Modifications	\$ 2,940,000	N/A		1/22/2010	\$ 140,000	\$ 3,080,000	Updated HPDP cap & HAFA initial cap
									3/26/2010	\$ 6,300,000	\$ 9,380,000	Updated portfolio data from servicer
									7/14/2010	\$ (1,980,000)	\$ 7,400,000	Updated portfolio data from servicer
									9/30/2010	\$ (6,384,611)	\$ 1,015,389	Updated portfolio data from servicer
									1/6/2011	\$ (1)	\$ 1,015,388	Updated portfolio data from servicer
									3/30/2011	\$ (2)	\$ 1,015,386	Updated due to quarterly assessment and reallocation
									6/29/2011	\$ (16)	\$ 1,015,370	Updated due to quarterly assessment and reallocation
12/9/2009	Bay Gulf Credit Union	Tampa	FL	Purchase	Financial Instrument for Home Loan Modifications	\$ 230,000	N/A		1/22/2010	\$ 10,000	\$ 240,000	Updated HPDP cap & HAFA initial cap
									3/26/2010	\$ 440,000	\$ 680,000	Updated portfolio data from servicer
									7/14/2010	\$ (80,000)	\$ 600,000	Updated portfolio data from servicer
									9/30/2010	\$ (19,778)	\$ 580,222	Updated portfolio data from servicer
									10/15/2010	\$ (580,222)	\$ -	Termination of SPA
12/9/2009	The Golden 1 Credit Union	Sacramento	CA	Purchase	Financial Instrument for Home Loan Modifications	\$ 6,160,000	N/A		1/22/2010	\$ 290,000	\$ 6,450,000	Updated HPDP cap & HAFA initial cap
									3/26/2010	\$ 40,000	\$ 6,490,000	Updated portfolio data from servicer
									7/14/2010	\$ (2,890,000)	\$ 3,600,000	Updated portfolio data from servicer
									9/30/2010	\$ 606,612	\$ 4,206,612	Updated portfolio data from servicer
									1/6/2011	\$ (4)	\$ 4,206,608	Updated portfolio data from servicer

Date	Servicer Modifying Borrowers' Loans				Transaction Type	Investment Description	Cap of Incentive Payments on Behalf of Borrowers and to Servicers &	Pricing Mechanism	Note	Adjustment Details			
	Name of Institution	City	State	Adjustment Date						Cap Adjustment Amount	Adjusted Cap	Reason for Adjustment	
										3/30/2011	\$ (4)	\$ 4,206,604	Updated due to quarterly assessment and reallocation
										6/29/2011	\$ (35)	\$ 4,206,569	Updated due to quarterly assessment and reallocation
12/9/2009	Sterling Savings Bank	Spokane	WA	Purchase	Financial Instrument for Home Loan Modifications	\$ 2,250,000	N/A			1/22/2010	\$ 100,000	\$ 2,350,000	Updated HPDP cap & HAFA initial cap
										3/26/2010	\$ (740,000)	\$ 1,610,000	Updated portfolio data from servicer
										7/14/2010	\$ (710,000)	\$ 900,000	Updated portfolio data from servicer
										9/30/2010	\$ 550,556	\$ 1,450,556	Updated portfolio data from servicer
										1/6/2011	\$ (1)	\$ 1,450,555	Updated portfolio data from servicer
										3/30/2011	\$ (1)	\$ 1,450,554	Updated due to quarterly assessment and reallocation
										6/29/2011	\$ (11)	\$ 1,450,543	Updated due to quarterly assessment and reallocation
12/11/2009	HomeStar Bank & Financial Services	Manteno	IL	Purchase	Financial Instrument for Home Loan Modifications	\$ 310,000	N/A			1/22/2010	\$ 20,000	\$ 330,000	Updated HPDP cap & HAFA initial cap
										3/26/2010	\$ 820,000	\$ 1,150,000	Updated portfolio data from servicer
										7/14/2010	\$ (350,000)	\$ 800,000	Updated portfolio data from servicer
										9/30/2010	\$ 70,334	\$ 870,334	Updated portfolio data from servicer
										1/6/2011	\$ (1)	\$ 870,333	Updated portfolio data from servicer
										3/30/2011	\$ (1)	\$ 870,332	Updated due to quarterly assessment and reallocation
										6/29/2011	\$ (13)	\$ 870,319	Updated due to quarterly assessment and reallocation
12/11/2009	Glenview State Bank	Glenview	IL	Purchase	Financial Instrument for Home Loan Modifications	\$ 370,000	N/A			1/22/2010	\$ 20,000	\$ 390,000	Updated HPDP cap & HAFA initial cap
										3/26/2010	\$ 1,250,000	\$ 1,640,000	Updated portfolio data from servicer
										5/26/2010	\$ (1,640,000)	\$ -	Termination of SPA
12/11/2009	Verity Credit Union	Seattle	WA	Purchase	Financial Instrument for Home Loan Modifications	\$ 600,000	N/A			1/22/2010	\$ 30,000	\$ 630,000	Updated HPDP cap & HAFA initial cap
										3/26/2010	\$ 400,000	\$ 1,030,000	Updated portfolio data from servicer
										7/14/2010	\$ (330,000)	\$ 700,000	Updated portfolio data from servicer
										9/30/2010	\$ 25,278	\$ 725,278	Updated portfolio data from servicer
										1/6/2011	\$ (1)	\$ 725,277	Updated portfolio data from servicer
										2/17/2011	\$ (725,277)	\$ -	Termination of SPA
12/11/2009	Hartford Savings Bank	Hartford	WI	Purchase	Financial Instrument for Home Loan Modifications	\$ 630,000	N/A			1/22/2010	\$ 30,000	\$ 660,000	Updated HPDP cap & HAFA initial cap
										3/26/2010	\$ 800,000	\$ 1,460,000	Updated portfolio data from servicer
										7/14/2010	\$ (360,000)	\$ 1,100,000	Updated portfolio data from servicer
										9/30/2010	\$ 60,445	\$ 1,160,445	Updated portfolio data from servicer
										1/6/2011	\$ (2)	\$ 1,160,443	Updated portfolio data from servicer
										3/30/2011	\$ (2)	\$ 1,160,441	Updated due to quarterly assessment and reallocation
										6/29/2011	\$ (18)	\$ 1,160,423	Updated due to quarterly assessment and reallocation
12/11/2009	The Bryn Mawr Trust Co.	Bryn Mawr	PA	Purchase	Financial Instrument for Home Loan Modifications	\$ 150,000	N/A			4/21/2010	\$ (150,000)	\$ -	Termination of SPA

Date	Servicer Modifying Borrowers' Loans			Transaction Type	Investment Description	Cap of Incentive Payments on Behalf of Borrowers and to Servicers &	Pricing Mechanism	Note	Adjustment Details			
	Name of Institution	City	State						Adjustment Date	Cap Adjustment Amount	Adjusted Cap	Reason for Adjustment
								9	6/16/2011	\$ 100,000	\$ 100,000	Transfer of cap due to servicing transfer
12/16/2009	Citizens 1st National Bank	Spring Valley	IL	Purchase	Financial Instrument for Home Loan Modifications	\$ 620,000	N/A		1/22/2010	\$ 30,000	\$ 650,000	Updated HPDP cap & HAFA initial cap
									3/26/2010	\$ (580,000)	\$ 70,000	Updated portfolio data from servicer
									7/14/2010	\$ 1,430,000	\$ 1,500,000	Updated portfolio data from servicer
									9/30/2010	\$ 95,612	\$ 1,595,612	Updated portfolio data from servicer
									1/6/2011	\$ (2)	\$ 1,595,610	Updated portfolio data from servicer
									3/30/2011	\$ (3)	\$ 1,595,607	Updated due to quarterly assessment and reallocation
									6/29/2011	\$ (24)	\$ 1,595,583	Updated due to quarterly assessment and reallocation
12/16/2009	Golden Plains Credit Union	Garden City	KS	Purchase	Financial Instrument for Home Loan Modifications	\$ 170,000	N/A		1/22/2010	\$ 10,000	\$ 180,000	Updated HPDP cap & HAFA initial cap
									3/26/2010	\$ 30,000	\$ 210,000	Updated portfolio data from servicer
									7/14/2010	\$ (10,000)	\$ 200,000	Updated portfolio data from servicer
									9/30/2010	\$ 90,111	\$ 290,111	Updated portfolio data from servicer
									2/17/2011	\$ (290,111)	\$ -	Termination of SPA
12/16/2009	First Federal Savings and Loan Association of Lakewood	Lakewood	OH	Purchase	Financial Instrument for Home Loan Modifications	\$ 3,460,000	N/A		1/22/2010	\$ 160,000	\$ 3,620,000	Updated HPDP cap & HAFA initial cap
									4/21/2010	\$ (3,620,000)	\$ -	Termination of SPA
12/16/2009	Sound Community Bank	Seattle	WA	Purchase	Financial Instrument for Home Loan Modifications	\$ 440,000	N/A		1/22/2010	\$ 20,000	\$ 460,000	Updated HPDP cap & HAFA initial cap
									3/26/2010	\$ 1,430,000	\$ 1,890,000	Updated portfolio data from servicer
									7/14/2010	\$ (390,000)	\$ 1,500,000	Updated portfolio data from servicer
									9/8/2010	\$ (1,500,000)	\$ -	Termination of SPA
12/16/2009	Horizon Bank, NA	Michigan City	IN	Purchase	Financial Instrument for Home Loan Modifications	\$ 700,000	N/A		1/22/2010	\$ 30,000	\$ 730,000	Updated HPDP cap & HAFA initial cap
									3/26/2010	\$ 1,740,000	\$ 2,470,000	Updated portfolio data from servicer
									7/14/2010	\$ (1,870,000)	\$ 600,000	Updated portfolio data from servicer
									9/30/2010	\$ 850,556	\$ 1,450,556	Updated portfolio data from servicer
									1/6/2011	\$ (2)	\$ 1,450,554	Updated portfolio data from servicer
									3/30/2011	\$ (2)	\$ 1,450,552	Updated due to quarterly assessment and reallocation
									6/29/2011	\$ (23)	\$ 1,450,529	Updated due to quarterly assessment and reallocation
12/16/2009	Park View Federal Savings Bank	Solon	OH	Purchase	Financial Instrument for Home Loan Modifications	\$ 760,000	N/A		1/22/2010	\$ 40,000	\$ 800,000	Updated HPDP cap & HAFA initial cap
									3/26/2010	\$ 140,000	\$ 940,000	Updated portfolio data from servicer
									7/14/2010	\$ (140,000)	\$ 800,000	Updated portfolio data from servicer
									9/30/2010	\$ 70,334	\$ 870,334	Updated portfolio data from servicer
									1/6/2011	\$ (1)	\$ 870,333	Updated portfolio data from servicer
									3/30/2011	\$ (1)	\$ 870,332	Updated due to quarterly assessment and reallocation
									6/29/2011	\$ (12)	\$ 870,320	Updated due to quarterly assessment and reallocation

Date	Servicer Modifying Borrowers' Loans			Transaction Type	Investment Description	Cap of Incentive Payments on Behalf of Borrowers and to Servicers &	Pricing Mechanism	Note	Adjustment Details			
	Name of Institution	City	State						Adjustment Date	Cap Adjustment Amount	Adjusted Cap	Reason for Adjustment
12/23/2009	Iberiabank	Sarasota	FL	Purchase	Financial Instrument for Home Loan Modifications	\$ 4,230,000	N/A	12	1/22/2010	\$ 200,000	\$ 4,430,000	Updated HPDP cap & HAFA initial cap
									3/26/2010	\$ (1,470,000)	\$ 2,960,000	Updated portfolio data from servicer
									7/14/2010	\$ (1,560,000)	\$ 1,400,000	Updated portfolio data from servicer
									9/30/2010	\$ 5,852,780	\$ 7,252,780	Updated portfolio data from servicer
									1/6/2011	\$ (11)	\$ 7,252,769	Updated portfolio data from servicer
									3/30/2011	\$ (13)	\$ 7,252,756	Updated due to quarterly assessment and reallocation
									4/13/2011	\$ (300,000)	\$ 6,952,756	Transfer of cap due to servicing transfer
									6/3/2011	\$ (6,927,254)	\$ 25,502	Termination of SPA
12/23/2009	Grafton Suburban Credit Union	North Grafton	MA	Purchase	Financial Instrument for Home Loan Modifications	\$ 340,000	N/A		1/22/2010	\$ 20,000	\$ 360,000	Updated HPDP cap & HAFA initial cap
									3/26/2010	\$ (320,000)	\$ 40,000	Updated portfolio data from servicer
									7/14/2010	\$ 760,000	\$ 800,000	Updated portfolio data from servicer
									9/30/2010	\$ (74,722)	\$ 725,278	Updated portfolio data from servicer
									1/6/2011	\$ (1)	\$ 725,277	Updated portfolio data from servicer
									3/30/2011	\$ (1)	\$ 725,276	Updated due to quarterly assessment and reallocation
									6/29/2011	\$ (11)	\$ 725,265	Updated due to quarterly assessment and reallocation
									12/23/2009	Eaton National Bank & Trust Company	Eaton	OH
									3/26/2010	\$ 90,000	\$ 150,000	Updated portfolio data from servicer
									7/14/2010	\$ 50,000	\$ 200,000	Updated portfolio data from servicer
									9/30/2010	\$ (54,944)	\$ 145,056	Updated portfolio data from servicer
									5/20/2011	\$ (145,056)	\$ -	Termination of SPA
12/23/2009	Tempe Schools Credit Union	Tempe	AZ	Purchase	Financial Instrument for Home Loan Modifications	\$ 110,000	N/A		1/22/2010	\$ -	\$ 110,000	Updated HPDP cap & HAFA initial cap
									3/26/2010	\$ (20,000)	\$ 90,000	Updated portfolio data from servicer
									7/14/2010	\$ 10,000	\$ 100,000	Updated portfolio data from servicer
									9/30/2010	\$ 45,056	\$ 145,056	Updated portfolio data from servicer
									12/8/2010	\$ (145,056)	\$ -	Termination of SPA
									1/13/2010	Fresno County Federal Credit Union	Fresno	CA
									7/14/2010	\$ (140,000)	\$ 600,000	Updated portfolio data from servicer
									9/30/2010	\$ (19,778)	\$ 580,222	Updated portfolio data from servicer
									1/6/2011	\$ (1)	\$ 580,221	Updated portfolio data from servicer
									3/30/2011	\$ (1)	\$ 580,220	Updated due to quarterly assessment and reallocation
									6/29/2011	\$ (8)	\$ 580,212	Updated due to quarterly assessment and reallocation
1/13/2010	Roebing Bank	Roebing	NJ	Purchase	Financial Instrument for Home Loan Modifications	\$ 240,000	N/A		3/26/2010	\$ 610,000	\$ 850,000	Updated portfolio data from servicer
									7/14/2010	\$ 50,000	\$ 900,000	Updated portfolio data from servicer

Date	Servicer Modifying Borrowers' Loans			Transaction Type	Investment Description	Cap of Incentive Payments on Behalf of Borrowers and to Servicers &	Pricing Mechanism	Note	Adjustment Details			
	Name of Institution	City	State						Adjustment Date	Cap Adjustment Amount	Adjusted Cap	Reason for Adjustment
									9/30/2010	\$ (29,666)	\$ 870,334	Updated portfolio data from servicer
									1/6/2011	\$ (1)	\$ 870,333	Updated portfolio data from servicer
									3/23/2011	\$ (870,333)	\$ -	Termination of SPA
1/13/2010	First National Bank of Grant Park	Grant Park	IL	Purchase	Financial Instrument for Home Loan Modifications	\$ 140,000	N/A		3/26/2010	\$ 150,000	\$ 290,000	Updated portfolio data from servicer
									7/14/2010	\$ 10,000	\$ 300,000	Updated portfolio data from servicer
									9/30/2010	\$ (9,889)	\$ 290,111	Updated portfolio data from servicer
									1/26/2011	\$ (290,111)	\$ -	Termination of SPA
1/13/2010	Specialized Loan Servicing, LLC	Highlands Ranch	CO	Purchase	Financial Instrument for Home Loan Modifications	\$ 64,150,000	N/A		3/26/2010	\$ (51,240,000)	\$ 12,910,000	Updated portfolio data from servicer
									5/14/2010	\$ 3,000,000	\$ 15,910,000	Transfer of cap from CitiMortgage, Inc. due to servicing transfer
									6/16/2010	\$ 4,860,000	\$ 20,770,000	Transfer of cap from CitiMortgage, Inc. due to servicing transfer
									7/14/2010	\$ 3,630,000	\$ 24,400,000	Updated portfolio data from servicer
									7/16/2010	\$ 330,000	\$ 24,730,000	Transfer of cap from CitiMortgage, Inc. due to servicing transfer
									8/13/2010	\$ 700,000	\$ 25,430,000	Transfer of cap due to servicing transfer
									9/15/2010	\$ 200,000	\$ 25,630,000	Transfer of cap due to servicing transfer
									9/30/2010	\$ (1,695,826)	\$ 23,934,174	Updated portfolio data from servicer
									11/16/2010	\$ 200,000	\$ 24,134,174	Transfer of cap due to servicing transfer
									1/6/2011	\$ (32)	\$ 24,134,142	Updated portfolio data from servicer
									1/13/2011	\$ 1,500,000	\$ 25,634,142	Transfer of cap due to servicing transfer
									3/16/2011	\$ 7,100,000	\$ 32,734,142	Transfer of cap due to servicing transfer
									3/30/2011	\$ (36)	\$ 32,734,106	Updated due to quarterly assessment and reallocation
									4/13/2011	\$ 1,000,000	\$ 33,734,106	Transfer of cap due to servicing transfer
									5/13/2011	\$ 100,000	\$ 33,834,106	Transfer of cap due to servicing transfer
									6/16/2011	\$ 300,000	\$ 34,134,106	Transfer of cap due to servicing transfer
									6/29/2011	\$ (332)	\$ 34,133,774	Updated due to quarterly assessment and reallocation
									8/16/2011	\$ 100,000	\$ 34,233,774	Transfer of cap due to servicing transfer
									9/15/2011	\$ 300,000	\$ 34,533,774	Transfer of cap due to servicing transfer
									10/14/2011	\$ 300,000	\$ 34,833,774	Transfer of cap due to servicing transfer
1/13/2010	Greater Nevada Mortgage Services	Carson City	NV	Purchase	Financial Instrument for Home Loan Modifications	\$ 770,000	N/A		3/26/2010	\$ 8,680,000	\$ 9,450,000	Updated portfolio data from servicer
									7/14/2010	\$ (8,750,000)	\$ 700,000	Updated portfolio data from servicer
									9/30/2010	\$ 170,334	\$ 870,334	Updated portfolio data from servicer
									1/6/2011	\$ (1)	\$ 870,333	Updated portfolio data from servicer
									3/30/2011	\$ (1)	\$ 870,332	Updated due to quarterly assessment and reallocation
									6/29/2011	\$ (8)	\$ 870,324	Updated due to quarterly assessment and reallocation

Date	Servicer Modifying Borrowers' Loans			Transaction Type	Investment Description	Cap of Incentive Payments on Behalf of Borrowers and to Servicers &	Pricing Mechanism	Note	Adjustment Details			
	Name of Institution	City	State						Adjustment Date	Cap Adjustment Amount	Adjusted Cap	Reason for Adjustment
1/15/2010	Digital Federal Credit Union	Marlborough	MA	Purchase	Financial Instrument for Home Loan Modifications	\$ 3,050,000	N/A		3/26/2010	\$ 12,190,000	\$ 15,240,000	Updated portfolio data from servicer
									5/14/2010	\$ (15,240,000)	\$ -	Termination of SPA
1/29/2010	iServe Residential Lending, LLC	San Diego	CA	Purchase	Financial Instrument for Home Loan Modifications	\$ 960,000	N/A		3/26/2010	\$ (730,000)	\$ 230,000	Updated portfolio data from servicer
									7/14/2010	\$ 370,000	\$ 600,000	Updated portfolio data from servicer
									9/30/2010	\$ 200,000	\$ 800,000	Initial FHA-HAMP cap and initial 2MP cap
									9/30/2010	\$ (364,833)	\$ 435,167	Updated portfolio data from servicer
									11/16/2010	\$ 100,000	\$ 535,167	Transfer of cap due to servicing transfer
									1/6/2011	\$ (1)	\$ 535,166	Updated portfolio data from servicer
									3/30/2011	\$ (1)	\$ 535,165	Updated due to quarterly assessment and reallocation
									6/29/2011	\$ (7)	\$ 535,158	Updated due to quarterly assessment and reallocation
1/29/2010	United Bank	Griffin	GA	Purchase	Financial Instrument for Home Loan Modifications	\$ 540,000	N/A		3/26/2010	\$ 160,000	\$ 700,000	Updated portfolio data from servicer
									9/30/2010	\$ 25,278	\$ 725,278	Updated portfolio data from servicer
									1/6/2011	\$ (1)	\$ 725,277	Updated portfolio data from servicer
									3/30/2011	\$ (1)	\$ 725,276	Updated due to quarterly assessment and reallocation
									6/29/2011	\$ (11)	\$ 725,265	Updated due to quarterly assessment and reallocation
3/3/2010	Urban Trust Bank	Lake Mary	FL	Purchase	Financial Instrument for Home Loan Modifications	\$ 1,060,000	N/A		7/14/2010	\$ 4,440,000	\$ 5,500,000	Updated portfolio data from servicer
									9/24/2010	\$ (5,500,000)	\$ -	Termination of SPA
3/5/2010	iServe Servicing, Inc.	Irving	TX	Purchase	Financial Instrument for Home Loan Modifications	\$ 28,040,000	N/A		5/26/2010	\$ 120,000	\$ 28,160,000	Initial 2MP cap
									7/14/2010	\$ (12,660,000)	\$ 15,500,000	Updated portfolio data from servicer
									9/30/2010	\$ 100,000	\$ 15,600,000	Initial FHA-HAMP cap
									9/30/2010	\$ (3,125,218)	\$ 12,474,782	Updated portfolio data from servicer
									11/16/2010	\$ 800,000	\$ 13,274,782	Transfer of cap due to servicing transfer
									1/6/2011	\$ (20)	\$ 13,274,762	Updated portfolio data from servicer
									3/30/2011	\$ (24)	\$ 13,274,738	Updated due to quarterly assessment and reallocation
6/29/2011	\$ (221)	\$ 13,274,517	Updated due to quarterly assessment and reallocation									
3/10/2010	Navy Federal Credit Union	Vienna	VA	Purchase	Financial Instrument for Home Loan Modifications	\$ 60,780,000	N/A		7/14/2010	\$ (44,880,000)	\$ 15,900,000	Updated portfolio data from servicer
									9/30/2010	\$ 1,071,505	\$ 16,971,505	Updated portfolio data from servicer
									1/6/2011	\$ (23)	\$ 16,971,482	Updated portfolio data from servicer
									3/30/2011	\$ (26)	\$ 16,971,456	Updated due to quarterly assessment and reallocation
									6/29/2011	\$ (238)	\$ 16,971,218	Updated due to quarterly assessment and reallocation
3/10/2010	Vist Financial Corp	Wyomissing	PA	Purchase	Financial Instrument for Home Loan Modifications	\$ 300,000	N/A		7/14/2010	\$ 400,000	\$ 700,000	Updated portfolio data from servicer
									9/30/2010	\$ 25,278	\$ 725,278	Updated portfolio data from servicer
									1/6/2011	\$ (1)	\$ 725,277	Updated portfolio data from servicer

Date	Servicer Modifying Borrowers' Loans			Transaction Type	Investment Description	Cap of Incentive Payments on Behalf of Borrowers and to Servicers &	Pricing Mechanism	Note	Adjustment Details			
	Name of Institution	City	State						Adjustment Date	Cap Adjustment Amount	Adjusted Cap	Reason for Adjustment
									3/30/2011	\$ (1)	\$ 725,276	Updated due to quarterly assessment and reallocation
									6/29/2011	\$ (11)	\$ 725,265	Updated due to quarterly assessment and reallocation
4/14/2010	Midwest Bank and Trust Co.	Elmwood Park	IL	Purchase	Financial Instrument for Home Loan Modifications	\$ 300,000	N/A		7/14/2010	\$ 300,000	\$ 600,000	Updated portfolio data from servicer
									9/30/2010	\$ (19,778)	\$ 580,222	Updated portfolio data from servicer
									1/6/2011	\$ (1)	\$ 580,221	Updated portfolio data from servicer
									3/30/2011	\$ (1)	\$ 580,220	Updated due to quarterly assessment and reallocation
									6/29/2011	\$ (8)	\$ 580,212	Updated due to quarterly assessment and reallocation
									7/14/2011	\$ (580,212)	\$ -	Termination of SPA
4/14/2010	Wealthbridge Mortgage Corp	Beaverton	OR	Purchase	Financial Instrument for Home Loan Modifications	\$ 6,550,000	N/A		7/14/2010	\$ (150,000)	\$ 6,400,000	Updated portfolio data from servicer
									9/15/2010	\$ 1,600,000	\$ 8,000,000	Transfer of cap due to servicing transfer
									9/30/2010	\$ (4,352,173)	\$ 3,647,827	Updated portfolio data from servicer
									1/6/2011	\$ (5)	\$ 3,647,822	Updated portfolio data from servicer
									3/30/2011	\$ (6)	\$ 3,647,816	Updated due to quarterly assessment and reallocation
									4/13/2011	\$ (3,000,000)	\$ 647,816	Transfer of cap due to servicing transfer
									6/29/2011	\$ (9)	\$ 647,807	Updated due to quarterly assessment and reallocation
5/21/2010	Aurora Financial Group, Inc.	Marlton	NJ	Purchase	Financial Instrument for Home Loan Modifications	\$ 10,000	N/A	4, 8	5/26/2010	\$ 30,000	\$ 40,000	Updated FHA-HAMP cap
									9/30/2010	\$ 250,111	\$ 290,111	Updated portfolio data from servicer
									6/29/2011	\$ 59,889	\$ 350,000	Updated due to quarterly assessment and reallocation
6/16/2010	Selene Finance LP	Houston	TX	Transfer	Financial Instrument for Home Loan Modifications	\$ -	N/A	9	6/16/2010	\$ 3,680,000	\$ 3,680,000	Transfer of cap from CitiMortgage, Inc. due to servicing transfer
									8/13/2010	\$ 3,300,000	\$ 6,980,000	Transfer of cap due to servicing transfer
									9/30/2010	\$ 3,043,831	\$ 10,023,831	Updated portfolio data from servicer
									10/15/2010	\$ 1,400,000	\$ 11,423,831	Transfer of cap due to servicing transfer
									1/6/2011	\$ (17)	\$ 11,423,814	Updated portfolio data from servicer
									3/16/2011	\$ 2,100,000	\$ 13,523,814	Transfer of cap due to servicing transfer
									3/30/2011	\$ (24)	\$ 13,523,790	Updated due to quarterly assessment and reallocation
									4/13/2011	\$ 2,900,000	\$ 16,423,790	Transfer of cap due to servicing transfer
									6/16/2011	\$ (200,000)	\$ 16,223,790	Transfer of cap due to servicing transfer
									6/29/2011	\$ (273)	\$ 16,223,517	Updated due to quarterly assessment and reallocation
									10/14/2011	\$ 100,000	\$ 16,323,517	Transfer of cap due to servicing transfer
8/4/2010	Suburban Mortgage Company of New Mexico	Albuquerque	NM	Purchase	Financial Instrument for Home Loan Modifications	\$ 880,000	N/A		9/30/2010	\$ 1,585,945	\$ 2,465,945	Updated portfolio data from servicer
									1/6/2011	\$ (4)	\$ 2,465,941	Updated portfolio data from servicer
									3/30/2011	\$ (4)	\$ 2,465,937	Updated due to quarterly assessment and reallocation
									6/29/2011	\$ (40)	\$ 2,465,897	Updated due to quarterly assessment and reallocation

Date	Servicer Modifying Borrowers' Loans				Transaction Type	Investment Description	Cap of Incentive Payments on Behalf of Borrowers and to Servicers &	Pricing Mechanism	Note	Adjustment Details			
	Name of Institution	City	State	Adjustment Date						Cap Adjustment Amount	Adjusted Cap	Reason for Adjustment	
8/20/2010	Bramble Savings Bank	Cincinanti	OH	Purchase	Financial Instrument for Home Loan Modifications	\$ 700,000	N/A		9/30/2010	\$ 1,040,667	\$ 1,740,667	Updated portfolio data from servicer	
									1/6/2011	\$ (2)	\$ 1,740,665	Updated portfolio data from servicer	
									3/30/2011	\$ (3)	\$ 1,740,662	Updated due to quarterly assessment and reallocation	
									6/29/2011	\$ (28)	\$ 1,740,634	Updated due to quarterly assessment and reallocation	
									8/10/2011	\$ (1,740,634)	\$ -	Termination of SPA	
8/25/2010	Pathfinder Bank	Oswego	NY	Purchase	Financial Instrument for Home Loan Modifications	\$ 1,300,000	N/A		9/30/2010	\$ 2,181,334	\$ 3,481,334	Updated portfolio data from servicer	
									1/6/2011	\$ (5)	\$ 3,481,329	Updated portfolio data from servicer	
									3/30/2011	\$ (6)	\$ 3,481,323	Updated due to quarterly assessment and reallocation	
									6/29/2011	\$ (58)	\$ 3,481,265	Updated due to quarterly assessment and reallocation	
8/27/2010	First Financial Bank, N.A.	Terre Haute	ID	Purchase	Financial Instrument for Home Loan Modifications	\$ 4,300,000	N/A		9/30/2010	\$ 7,014,337	\$ 11,314,337	Updated portfolio data from servicer	
									1/6/2011	\$ (17)	\$ 11,314,320	Updated portfolio data from servicer	
									3/30/2011	\$ (20)	\$ 11,314,300	Updated due to quarterly assessment and reallocation	
									6/29/2011	\$ (192)	\$ 11,314,108	Updated due to quarterly assessment and reallocation	
9/1/2010	RBC Bank (USA)	Raleigh	NC	Purchase	Financial Instrument for Home Loan Modifications	\$ 100,000	N/A	4, 8	9/30/2010	\$ 45,056	\$ 145,056	Updated portfolio data from servicer	
									1/6/2011	\$ 34,944	\$ 180,000	Updated portfolio data from servicer	
									3/30/2011	\$ 40,000	\$ 220,000	Updated due to quarterly assessment and reallocation	
									6/29/2011	\$ 50,000	\$ 270,000	Updated due to quarterly assessment and reallocation	
9/3/2010	Fay Servicing, LLC	Chicago	IL	Purchase	Financial Instrument for Home Loan Modifications	\$ 3,100,000	N/A		9/30/2010	\$ 5,168,169	\$ 8,268,169	Updated portfolio data from servicer	
									1/6/2011	\$ (12)	\$ 8,268,157	Updated portfolio data from servicer	
									3/30/2011	\$ (15)	\$ 8,268,142	Updated due to quarterly assessment and reallocation	
									4/13/2011	\$ 400,000	\$ 8,668,142	Transfer of cap due to servicing transfer	
									6/29/2011	\$ (143)	\$ 8,667,999	Updated due to quarterly assessment and reallocation	
									9/15/2011	\$ 700,000	\$ 9,367,999	Transfer of cap due to servicing transfer	
9/15/2010	Vericrest Financial, Inc.	Oklahoma City	OK	Purchase	Financial Instrument for Home Loan Modifications	\$ -	N/A	9	9/15/2010	\$ 1,000,000	\$ 1,000,000	Transfer of cap due to servicing transfer	
									9/30/2010	\$ 450,556	\$ 1,450,556	Updated portfolio data from servicer	
									1/6/2011	\$ (2)	\$ 1,450,554	Updated portfolio data from servicer	
									2/16/2011	\$ 3,000,000	\$ 4,450,554	Transfer of cap due to servicing transfer	
									3/16/2011	\$ 10,200,000	\$ 14,650,554	Transfer of cap due to servicing transfer	
									3/30/2011	\$ (24)	\$ 14,650,530	Updated due to quarterly assessment and reallocation	
									6/29/2011	\$ (227)	\$ 14,650,303	Updated due to quarterly assessment and reallocation	
									7/14/2011	\$ 12,000,000	\$ 26,650,303	Transfer of cap due to servicing transfer	
9/15/2010	Midwest Community Bank	Freeport	IL	Purchase	Financial Instrument for Home Loan Modifications	\$ 400,000	N/A		9/30/2010	\$ 180,222	\$ 580,222	Updated portfolio data from servicer	

Date	Servicer Modifying Borrowers' Loans				Transaction Type	Investment Description	Cap of Incentive Payments on Behalf of Borrowers and to Servicers &	Pricing Mechanism	Note	Adjustment Details			
	Name of Institution	City	State	Adjustment Date						Cap Adjustment Amount	Adjusted Cap	Reason for Adjustment	
										1/6/2011	\$ (1)	\$ 580,221	Updated portfolio data from servicer
										3/30/2011	\$ (1)	\$ 580,220	Updated due to quarterly assessment and reallocation
										6/29/2011	\$ (8)	\$ 580,212	Updated due to quarterly assessment and reallocation
9/24/2010	American Finance House LARIBA	Pasadena	CA	Purchase	Financial Instrument for Home Loan Modifications	\$ 100,000	N/A			9/30/2010	\$ 45,056	\$ 145,056	Updated portfolio data from servicer
										2/2/2011	\$ (145,056)	\$ -	Termination of SPA
9/24/2010	Centrue Bank	Ottawa	IL	Purchase	Financial Instrument for Home Loan Modifications	\$ 1,900,000	N/A			9/30/2010	\$ 856,056	\$ 2,756,056	Updated portfolio data from servicer
										1/6/2011	\$ (4)	\$ 2,756,052	Updated portfolio data from servicer
										3/9/2011	\$ (2,756,052)	\$ -	Termination of SPA
9/30/2010	AgFirst Farm Credit Bank	Columbia	SC	Purchase	Financial Instrument for Home Loan Modifications	\$ 100,000	N/A			9/30/2010	\$ 45,056	\$ 145,056	Updated portfolio data from servicer
										3/23/2011	\$ (145,056)	\$ -	Termination of SPA
9/30/2010	Amarillo National Bank	Amarillo	TX	Purchase	Financial Instrument for Home Loan Modifications	\$ 100,000	N/A	4, 8		9/30/2010	\$ 45,056	\$ 145,056	Updated portfolio data from servicer
										6/29/2011	\$ (1)	\$ 145,055	Updated due to quarterly assessment and reallocation
9/30/2010	American Financial Resources Inc.	Parsippany	NJ	Purchase	Financial Instrument for Home Loan Modifications	\$ 100,000	N/A	4, 8		9/30/2010	\$ 45,056	\$ 145,056	Updated portfolio data from servicer
										6/29/2011	\$ (1)	\$ 145,055	Updated due to quarterly assessment and reallocation
9/30/2010	Banco Popular de Puerto Rico	San Juan	PR	Purchase	Financial Instrument for Home Loan Modifications	\$ 1,700,000	N/A	4, 5, 8		9/30/2010	\$ 765,945	\$ 2,465,945	Updated portfolio data from servicer
										1/6/2011	\$ (3)	\$ 2,465,942	Updated portfolio data from servicer
										3/30/2011	\$ (4)	\$ 2,465,938	Updated due to quarterly assessment and reallocation
										6/29/2011	\$ (36)	\$ 2,465,902	Updated due to quarterly assessment and reallocation
9/30/2010	Capital International Financial, Inc.	Coral Gables	FL	Purchase	Financial Instrument for Home Loan Modifications	\$ 100,000	N/A	4, 8		9/30/2010	\$ 45,056	\$ 145,056	Updated portfolio data from servicer
										6/29/2011	\$ (1)	\$ 145,055	Updated due to quarterly assessment and reallocation
9/24/2010	Citizens Community Bank	Freeburg	IL	Purchase	Financial Instrument for Home Loan Modifications	\$ 800,000	N/A			9/30/2010	\$ 360,445	\$ 1,160,445	Updated portfolio data from servicer
										1/6/2011	\$ (2)	\$ 1,160,443	Updated portfolio data from servicer
										3/23/2011	\$ (1,160,443)	\$ -	Termination of SPA
9/30/2010	Community Credit Union of Florida	Rockledge	FL	Purchase	Financial Instrument for Home Loan Modifications	\$ 2,000,000	N/A	6		9/30/2010	\$ 901,112	\$ 2,901,112	Updated portfolio data from servicer
										1/6/2011	\$ (4)	\$ 2,901,108	Updated portfolio data from servicer
										3/30/2011	\$ (5)	\$ 2,901,103	Updated due to quarterly assessment and reallocation
										6/29/2011	\$ (48)	\$ 2,901,055	Updated due to quarterly assessment and reallocation
9/30/2010	CU Mortgage Services, Inc.	New Brighton	MN	Purchase	Financial Instrument for Home Loan Modifications	\$ 100,000	N/A	4, 8		9/30/2010	\$ 45,056	\$ 145,056	Updated portfolio data from servicer
										6/29/2011	\$ (1)	\$ 145,055	Updated due to quarterly assessment and reallocation
9/30/2010	First Federal Bank of Florida	Lake City	FL	Purchase	Financial Instrument for Home Loan Modifications	\$ 100,000	N/A	4, 8		9/30/2010	\$ 45,056	\$ 145,056	Updated portfolio data from servicer
										6/29/2011	\$ (1)	\$ 145,055	Updated due to quarterly assessment and reallocation
9/30/2010	First Mortgage Coporation	Diamond Bar	CA	Purchase	Financial Instrument for Home Loan Modifications	\$ 100,000	N/A	4, 8		9/30/2010	\$ 45,056	\$ 145,056	Updated portfolio data from servicer
										6/29/2011	\$ (1)	\$ 145,055	Updated due to quarterly assessment and reallocation

Date	Servicer Modifying Borrowers' Loans			Transaction Type	Investment Description	Cap of Incentive Payments on Behalf of Borrowers and to Servicers &	Pricing Mechanism	Note	Adjustment Details			
	Name of Institution	City	State						Adjustment Date	Cap Adjustment Amount	Adjusted Cap	Reason for Adjustment
9/30/2010	First Safety Bank	Cincinnati	OH	Purchase	Financial Instrument for Home Loan Modifications	\$ 400,000	N/A		9/30/2010	\$ 180,222	\$ 580,222	Updated portfolio data from servicer
									1/6/2011	\$ (1)	\$ 580,221	Updated portfolio data from servicer
									3/23/2011	\$ (580,221)	\$ -	Termination of SPA
9/30/2010	Flagstar Capital Markets Corporation	Troy	MI	Purchase	Financial Instrument for Home Loan Modifications	\$ 800,000	N/A	7, 8	9/30/2010	\$ 360,445	\$ 1,160,445	Updated portfolio data from servicer
									1/6/2011	\$ (2)	\$ 1,160,443	Updated portfolio data from servicer
									3/30/2011	\$ (2)	\$ 1,160,441	Updated due to quarterly assessment and reallocation
									6/29/2011	\$ (18)	\$ 1,160,423	Updated due to quarterly assessment and reallocation
9/30/2010	Franklin Savings	Cincinnati	OH	Purchase	Financial Instrument for Home Loan Modifications	\$ 1,700,000	N/A	4	9/30/2010	\$ 765,945	\$ 2,465,945	Updated portfolio data from servicer
									1/6/2011	\$ (4)	\$ 2,465,941	Updated portfolio data from servicer
									3/30/2011	\$ (4)	\$ 2,465,937	Updated due to quarterly assessment and reallocation
									6/29/2011	\$ (40)	\$ 2,465,897	Updated due to quarterly assessment and reallocation
9/30/2010	Gateway Mortgage Group, LLC	Tulsa	OK	Purchase	Financial Instrument for Home Loan Modifications	\$ 100,000	N/A	4, 8	9/30/2010	\$ 45,056	\$ 145,056	Updated portfolio data from servicer
									6/29/2011	\$ (1)	\$ 145,055	Updated due to quarterly assessment and reallocation
9/30/2010	GFA Federal Credit Union	Gardner	MA	Purchase	Financial Instrument for Home Loan Modifications	\$ 100,000	N/A		9/30/2010	\$ 45,056	\$ 145,056	Updated portfolio data from servicer
									3/23/2011	\$ (145,056)	\$ -	Termination of SPA
9/30/2010	Guaranty Bank	Saint Paul	MN	Purchase	Financial Instrument for Home Loan Modifications	\$ 100,000	N/A	4, 8	9/30/2010	\$ 45,056	\$ 145,056	Updated portfolio data from servicer
									6/29/2011	\$ (1)	\$ 145,055	Updated due to quarterly assessment and reallocation
9/24/2010	James B. Nutter & Company	Kansas City	MO	Purchase	Financial Instrument for Home Loan Modifications	\$ 300,000	N/A	4, 8	9/30/2010	\$ 135,167	\$ 435,167	Updated portfolio data from servicer
									1/6/2011	\$ (1)	\$ 435,166	Updated portfolio data from servicer
									3/30/2011	\$ (1)	\$ 435,165	Updated due to quarterly assessment and reallocation
									6/29/2011	\$ (6)	\$ 435,159	Updated due to quarterly assessment and reallocation
9/30/2010	Liberty Bank and Trust Co	New Orleans	LA	Purchase	Financial Instrument for Home Loan Modifications	\$ 1,000,000	N/A		9/30/2010	\$ 450,556	\$ 1,450,556	Updated portfolio data from servicer
									1/6/2011	\$ (2)	\$ 1,450,554	Updated portfolio data from servicer
									3/30/2011	\$ (2)	\$ 1,450,552	Updated due to quarterly assessment and reallocation
									6/29/2011	\$ (23)	\$ 1,450,529	Updated due to quarterly assessment and reallocation
9/30/2010	M&T Bank	Buffalo	NY	Purchase	Financial Instrument for Home Loan Modifications	\$ 700,000	N/A	4, 8	9/30/2010	\$ 315,389	\$ 1,015,389	Updated portfolio data from servicer
									1/6/2011	\$ (1)	\$ 1,015,388	Updated portfolio data from servicer
									3/30/2011	\$ (1)	\$ 1,015,387	Updated due to quarterly assessment and reallocation
									6/29/2011	\$ (11)	\$ 1,015,376	Updated due to quarterly assessment and reallocation
9/30/2010	Magna Bank	Germantown	TN	Purchase	Financial Instrument for Home Loan Modifications	\$ 1,400,000	N/A	5	9/30/2010	\$ 630,778	\$ 2,030,778	Updated portfolio data from servicer
									1/6/2011	\$ (3)	\$ 2,030,775	Updated portfolio data from servicer
									3/30/2011	\$ (3)	\$ 2,030,772	Updated due to quarterly assessment and reallocation
									6/29/2011	\$ (33)	\$ 2,030,739	Updated due to quarterly assessment and reallocation

Date	Servicer Modifying Borrowers' Loans			Transaction Type	Investment Description	Cap of Incentive Payments on Behalf of Borrowers and to Servicers &	Pricing Mechanism	Note	Adjustment Details			
	Name of Institution	City	State						Adjustment Date	Cap Adjustment Amount	Adjusted Cap	Reason for Adjustment
9/30/2010	Mainstreet Credit Union	Lexena	KS	Purchase	Financial Instrument for Home Loan Modifications	\$ 500,000	N/A		9/30/2010	\$ 225,278	\$ 725,278	Updated portfolio data from servicer
									1/6/2011	\$ (1)	\$ 725,277	Updated portfolio data from servicer
									3/9/2011	\$ (725,277)	\$ -	Termination of SPA
9/30/2010	Marsh Associates, Inc.	Charlotte	NC	Purchase	Financial Instrument for Home Loan Modifications	\$ 100,000	N/A	4, 8	9/30/2010	\$ 45,056	\$ 145,056	Updated portfolio data from servicer
									6/29/2011	\$ (1)	\$ 145,055	Updated due to quarterly assessment and reallocation
9/30/2010	Midland Mortgage Company	Oklahoma City	OK	Purchase	Financial Instrument for Home Loan Modifications	\$ 43,500,000	N/A	4, 5	9/30/2010	\$ 49,915,806	\$ 93,415,806	Updated portfolio data from servicer
									1/6/2011	\$ (125)	\$ 93,415,681	Updated portfolio data from servicer
									3/30/2011	\$ (139)	\$ 93,415,542	Updated due to quarterly assessment and reallocation
									6/29/2011	\$ (1,223)	\$ 93,414,319	Updated due to quarterly assessment and reallocation
9/30/2010	Schmidt Mortgage Company	Rocky River	OH	Purchase	Financial Instrument for Home Loan Modifications	\$ 100,000	N/A	4, 8	9/30/2010	\$ 45,056	\$ 145,056	Updated portfolio data from servicer
									6/29/2011	\$ (1)	\$ 145,055	Updated due to quarterly assessment and reallocation
9/30/2010	Stockman Bank of Montana	Miles City	MT	Purchase	Financial Instrument for Home Loan Modifications	\$ 100,000	N/A	4, 8	9/30/2010	\$ 45,056	\$ 145,056	Updated portfolio data from servicer
									6/29/2011	\$ (1)	\$ 145,055	Updated due to quarterly assessment and reallocation
9/30/2010	University First Federal Credit Union	Salt Lake City	UT	Purchase	Financial Instrument for Home Loan Modifications	\$ 600,000	N/A		9/30/2010	\$ 270,334	\$ 870,334	Updated portfolio data from servicer
									1/6/2011	\$ (1)	\$ 870,333	Updated portfolio data from servicer
									2/17/2011	\$ (870,333)	\$ -	Termination of SPA
9/30/2010	Weststar Mortgage, Inc.	Woodbridge	VA	Purchase	Financial Instrument for Home Loan Modifications	\$ 100,000	N/A	4, 8	9/30/2010	\$ 45,056	\$ 145,056	Updated portfolio data from servicer
									6/29/2011	\$ (1)	\$ 145,055	Updated due to quarterly assessment and reallocation
12/15/2010	Statebridge Company, LLC	Denver	CO	Purchase	Financial Instrument for Home Loan Modifications	\$ -	N/A	9	12/15/2010	\$ 5,000,000	\$ 5,000,000	Updated portfolio data from servicer
									1/6/2011	\$ (7)	\$ 4,999,993	Updated portfolio data from servicer
									2/16/2011	\$ 500,000	\$ 5,499,993	Transfer of cap due to servicing transfer
									3/16/2011	\$ 100,000	\$ 5,599,993	Transfer of cap due to servicing transfer
									3/30/2011	\$ (9)	\$ 5,599,984	Updated due to quarterly assessment and reallocation
									6/29/2011	\$ (85)	\$ 5,599,899	Updated due to quarterly assessment and reallocation
12/15/2010	Scotiabank de Puerto Rico	San Juan	PR	Purchase	Financial Instrument for Home Loan Modifications	\$ -	N/A	9	12/15/2010	\$ 4,300,000	\$ 4,300,000	Updated portfolio data from servicer
									1/6/2011	\$ (4)	\$ 4,299,996	Updated portfolio data from servicer
									6/29/2011	\$ (5)	\$ 4,299,991	Updated due to quarterly assessment and reallocation
4/13/2011	AmTrust Bank, A Division of New York Community Bank	Cleveland	OH	Purchase	Financial Instrument for Home Loan Modifications	\$ -	N/A	9	4/13/2011	\$ 200,000	\$ 200,000	Transfer of cap due to servicing transfer
									5/13/2011	\$ 100,000	\$ 300,000	Transfer of cap due to servicing transfer
									6/16/2011	\$ 300,000	\$ 600,000	Transfer of cap due to servicing transfer
									6/29/2011	\$ (9)	\$ 599,991	Updated due to quarterly assessment and reallocation
									8/16/2011	\$ 200,000	\$ 799,991	Transfer of cap due to servicing transfer
4/13/2011	SunTrust Mortgage, Inc.	Richmond	VA	Purchase	Financial Instrument for Home Loan Modifications	\$ -	N/A	9	4/13/2011	\$ 100,000	\$ 100,000	Transfer of cap due to servicing transfer

Date	Servicer Modifying Borrowers' Loans			Transaction Type	Investment Description	Cap of Incentive Payments on Behalf of Borrowers and to Servicers &	Pricing Mechanism	Note	Adjustment Details			
	Name of Institution	City	State						Adjustment Date	Cap Adjustment Amount	Adjusted Cap	Reason for Adjustment
4/13/2011	Urban Partnership Bank	Chicago	IL	Purchase	Financial Instrument for Home Loan Modifications	\$ -	N/A	9	4/13/2011	\$ 1,000,000	\$ 1,000,000	Transfer of cap due to servicing transfer
									6/29/2011	\$ 233,268	\$ 1,233,268	Updated due to quarterly assessment and reallocation
4/13/2011	Western Federal Credit Union	Hawthorne	CA	Purchase	Financial Instrument for Home Loan Modifications	\$ -	N/A	9	4/13/2011	\$ 200,000	\$ 200,000	Transfer of cap due to servicing transfer
									6/29/2011	\$ 17,687	\$ 217,687	Updated due to quarterly assessment and reallocation
5/13/2011	FCI Lender Services, Inc.	Anaheim Hills	CA	Purchase	Financial Instrument for Home Loan Modifications	\$ -	N/A	9	5/13/2011	\$ 500,000	\$ 500,000	Transfer of cap due to servicing transfer
									6/16/2011	\$ 100,000	\$ 600,000	Transfer of cap due to servicing transfer
									6/29/2011	\$ (9)	\$ 599,991	Updated due to quarterly assessment and reallocation
									7/14/2011	\$ 200,000	\$ 799,991	Transfer of cap due to servicing transfer
9/15/2011	Gregory Funding, LLC	Beaverton	OR	Purchase	Financial Instrument for Home Loan Modifications	\$ -	N/A	9	7/14/2011	\$ 200,000	\$ 200,000	Transfer of cap due to servicing transfer
9/15/2011	Bangor Savings Bank	Bangor	ME	Purchase	Financial Instrument for Home Loan Modifications	\$ -	N/A	9	9/15/2011	\$ 100,000	\$ 100,000	Transfer of cap due to servicing transfer
9/15/2011	PHH Mortgage Corporation	Mt. Laurel	NJ	Purchase	Financial Instrument for Home Loan Modifications	\$ -	N/A	9	9/15/2011	\$ 1,300,000	\$ 1,300,000	Transfer of cap due to servicing transfer
Total Initial Cap						\$ 23,831,570,000	Total Cap Adjustments		\$ 6,052,054,458			
TOTAL CAP										\$ 29,883,624,458		

1/ The Cap of Incentive Payments represents the potential total amount allocated to each servicer and includes the maximum amount allotted for all payments on behalf of borrowers and payments to servicers and lenders/investors.

The Cap is subject to adjustment based on the total amount allocated to the program and individual servicer usage for borrower modifications. Each adjustment to the Cap is reflected under Adjustment Details.

2/ On July 31, 2009, the SPA with Chase Home Finance, LLC was terminated and superseded by new SPAs with J.P. Morgan Chase Bank, NA and EMC Mortgage Corporation.

3/ Wachovia Mortgage, FSB was merged with Wells Fargo Bank, NA, and the remaining Adjusted Cap stated above represents the amount previously paid to Wachovia Mortgage, FSB prior to such merger.

4/ Initial cap amount includes FHA-HAMP.

5/ Initial cap amount includes RD-HAMP.

6/ Initial cap amount includes 2MP.

7/ Initial cap amount includes FHA-2LP.

8/ Initial cap does not include HAMP.

9/ This institution executed an Assignment and Assumption Agreement (a copy of which is available on www.FinancialStability.gov) with respect to all rights and obligations for the transferred loan modifications. The amount transferred is realized as a cap adjustment and not as initial cap.

10/ The amendment reflects a change in the legal name of the institution.

11/ MorEquity, Inc executed a subservicing agreement with Nationstar Mortgage, LLC, that took effect 02/01/2011. All mortgage loans including all HAMP loans were transferred to Nationstar. The remaining Adjusted Cap stated above represents the amount previously paid to MorEquity, Inc. prior to such agreement.

12/ The remaining Adjusted Cap stated above represents the amount paid to servicer prior to SPA termination.

13/ Home Loan Services, Inc. and Wilshire Credit Corporation were merged into BAC Home Loans Servicing, Inc. and the remaining Adjusted Cap stated above represents the amount previously paid to each servicer prior prior to such merger.

14/ In April 2011, EMC Mortgage, an indirect subsidiary of JP Morgan Chase & Co, transferred the servicing of all loans to JP Morgan Chase Bank, NA. The remaining Adjusted Cap stated above represents the amount previously paid to EMC Mortgage prior to such transfer.

As used in this table:

"HAFA" means the Home Affordable Foreclosure Alternatives program.

"HPDP" means the Home Price Decline Protection program.

"2MP" means the Second Lien Modification Program.

"RD-HAMP" means the Rural Housing Service Home Affordable Modification Program.

"FHA-2LP" means the FHA Second Lien Program

Supplemental Information [Not Required by EESA §114(a)]

**Home Affordable Modification Program
Non-GSE Incentive Payments (through October 2011)**

Name of Institution	Borrowers	Lenders/Investors	Servicer	Total Payments
Allstate Mortgage Loans & Investments, Inc.	\$ 2,329.43	\$ 6,059.49	\$ 5,329.43	\$ 13,718.35
American Home Mortgage Servicing, Inc.	\$ 19,155,025.76	\$ 64,541,746.58	\$ 49,606,064.57	\$ 133,302,836.91
Aurora Financial Group, Inc	\$ 11,305.44		\$ 11,472.10	\$ 22,777.54
Aurora Loan Services LLC	\$ 7,750,011.80	\$ 24,201,028.82	\$ 18,429,291.21	\$ 50,380,331.83
BAC Home Loans Servicing, LP	\$ 41,186,994.61	\$ 122,773,300.15	\$ 72,095,442.09	\$ 236,055,736.85
Bank of America, N.A.	\$ 3,991,317.21	\$ 17,576,573.04	\$ 9,001,438.92	\$ 30,569,329.17
BANKUNITED	\$ 1,953,664.80	\$ 6,758,871.76	\$ 5,001,076.89	\$ 13,713,613.45
Bayview Loan Servicing LLC	\$ 2,384,122.82	\$ 6,049,901.03	\$ 5,213,097.51	\$ 13,647,121.36
Carrington Mortgage Services, LLC.	\$ 2,980,394.54	\$ 9,821,190.15	\$ 7,505,076.82	\$ 20,306,661.51
CCO Mortgage, a division of RBS Citizens NA	\$ 659,523.11	\$ 1,925,708.04	\$ 1,562,940.52	\$ 4,148,171.67
Central Florida Educators Federal Credit Union	\$ 23,505.57	\$ 48,876.11	\$ 62,464.66	\$ 134,846.34
CitiMortgage Inc	\$ 23,565,205.46	\$ 69,125,582.14	\$ 54,080,121.68	\$ 146,770,909.28
Citizens First National Bank	\$ 2,750.00	\$ 11,805.30	\$ 10,916.67	\$ 25,471.97
CUC Mortgage Corporation	\$ 14,881.16	\$ 47,612.53	\$ 45,848.96	\$ 108,342.65
DuPage Credit Union	\$ 2,000.00	\$ 11,816.05	\$ 4,500.00	\$ 18,316.05
EMC Mortgage Corporation	\$ 7,569,459.20	\$ 11,592,937.05	\$ 16,279,383.05	\$ 35,441,779.30
Fay Servicing, LLC	\$ 12,833.36	\$ 41,426.19	\$ 13,666.68	\$ 67,926.23
FCI Lender Services, Inc.	\$ -	\$ 815.08	\$ -	\$ 815.08
FIRST BANK	\$ 273,672.87	\$ 731,820.81	\$ 687,753.86	\$ 1,693,247.54
First Keystone Bank	\$ 2,775.62	\$ 3,423.27	\$ 8,717.90	\$ 14,916.79
Franklin Credit Management Corporation	\$ 177,464.71	\$ 360,414.26	\$ 508,813.67	\$ 1,046,692.64
Franklin Savings	\$ -	\$ -	\$ 1,000.00	\$ 1,000.00
Fresno County Federal Credit Union	\$ 1,000.00	\$ 7,356.33	\$ 5,000.00	\$ 13,356.33
Glass City Federal Credit Union	\$ 3,000.00	\$ 2,040.83	\$ 5,000.00	\$ 10,040.83
GMAC Mortgage, LLC	\$ 16,636,429.34	\$ 52,605,088.04	\$ 40,149,612.02	\$ 109,391,129.40
Great Lakes Credit Union	\$ 3,916.67	\$ 4,461.07	\$ 4,500.00	\$ 12,877.74
Greater Nevada Mortgage Services	\$ 19,416.67	\$ 52,047.76	\$ 44,750.01	\$ 116,214.44
Green Tree Servicing LLC	\$ 397,254.27	\$ 1,149,341.62	\$ 1,301,573.27	\$ 2,848,169.16
Guaranty Bank	\$ 916.67		\$ 1,000.00	\$ 1,916.67
Hillsdale County National Bank	\$ 8,976.26	\$ 12,833.81	\$ 25,704.84	\$ 47,514.91
Home Loan Services, Inc.	\$ 169,857.80	\$ 2,440,767.73	\$ 3,698,606.99	\$ 6,309,232.52
HomeEqServicing	\$ -	\$ 3,036,319.34	\$ 5,272,500.00	\$ 8,308,819.34
HomeStar Bank and Financial Services	\$ 1,333.33	\$ 3,869.44	\$ 4,833.34	\$ 10,036.11
Horicon Bank	\$ 2,515.13	\$ 6,583.91	\$ 5,569.53	\$ 14,668.57
Iberiabank	\$ -	\$ 10,502.00	\$ 15,000.00	\$ 25,502.00
IBM Southeast Employees' Federal Credit Union	\$ 6,916.67	\$ 15,725.37	\$ 14,000.00	\$ 36,642.04
IC Federal Credit Union	\$ 4,666.67	\$ 11,236.31	\$ 12,000.00	\$ 27,902.98
Idaho Housing and Finance Association	\$ 5,844.16	\$ 4,558.80	\$ 8,844.16	\$ 19,247.12
JPMorgan Chase Bank, NA	\$ 70,219,982.31	\$ 110,647,569.88	\$ 86,592,851.29	\$ 267,460,403.48
Lake City Bank	\$ 1,668.23	\$ 2,083.41	\$ 6,910.80	\$ 10,662.44
Lake National Bank	\$ 2,000.00	\$ 2,766.25	\$ 3,000.00	\$ 7,766.25

Name of Institution	Borrowers	Lenders/Investors	Servicer	Total Payments
Litton Loan Servicing, LP	\$ 11,377,554.58	\$ 29,928,143.31	\$ 25,182,579.25	\$ 66,488,277.14
Los Alamos National Bank	\$ 3,537.50	\$ 6,160.77	\$ 12,793.00	\$ 22,491.27
M&T Bank	\$ 15,735.51		\$ 16,652.18	\$ 32,387.69
Marix Servicing LLC	\$ 226,094.06	\$ 631,378.11	\$ 596,725.17	\$ 1,454,197.34
Midland Mortgage Co.	\$ 611,086.14	\$ 30,327.20	\$ 725,994.63	\$ 1,367,407.97
Midwest Community Bank	\$ -	\$ 454.40	\$ 1,000.00	\$ 1,454.40
Mission Federal Credit Union	\$ 14,500.01	\$ 50,177.80	\$ 35,000.00	\$ 99,677.81
MorEquity, Inc.	\$ 345,841.21	\$ 2,305,003.00	\$ 1,977,320.74	\$ 4,628,164.95
Mortgage Center, LLC	\$ 36,612.82	\$ 92,677.78	\$ 110,077.47	\$ 239,368.07
National City Bank	\$ 634,622.48	\$ 2,449,700.03	\$ 1,776,403.57	\$ 4,860,726.08
Nationstar Mortgage LLC	\$ 6,544,344.28	\$ 15,450,489.40	\$ 13,986,966.10	\$ 35,981,799.78
Navy Federal Credit Union	\$ 31,833.34	\$ 194,852.57	\$ 180,333.34	\$ 407,019.25
New York Community Bank	\$ 1,000.00	\$ 3,813.72	\$ 1,000.00	\$ 5,813.72
Oakland Municipal Credit Union	\$ -	\$ 3,568.11	\$ 6,500.00	\$ 10,068.11
Ocwen Loan Servicing, LLC	\$ 21,142,201.38	\$ 54,913,385.99	\$ 46,623,808.57	\$ 122,679,395.94
OneWest Bank	\$ 13,036,966.32	\$ 49,496,468.81	\$ 29,816,347.68	\$ 92,349,782.81
ORNL Federal Credit Union	\$ 2,000.00	\$ 1,510.98	\$ 4,000.00	\$ 7,510.98
Park View Federal Savings Bank	\$ 5,000.00	\$ 17,468.83	\$ 13,000.00	\$ 35,468.83
Pathfinder Bank	\$ 916.67	\$ 1,259.76	\$ 1,916.67	\$ 4,093.10
PennyMac Loan Services, LLC	\$ 1,008,962.89	\$ 1,367,763.45	\$ 1,632,647.94	\$ 4,009,374.28
PNC Bank, National Association	\$ 12,833.34	\$ 78,899.56	\$ 145,500.00	\$ 237,232.90
Quantum Servicing Corporation	\$ 2,000.00	\$ 17,808.54	\$ 29,000.00	\$ 48,808.54
RBC Bank (USA)	\$ 17,328.31		\$ 17,661.64	\$ 34,989.95
Residential Credit Solutions, Inc.	\$ 333,637.36	\$ 1,004,398.76	\$ 926,990.70	\$ 2,265,026.82
RG Mortgage	\$ 164,852.94	\$ 227,582.28	\$ 401,333.81	\$ 793,769.03
RoundPoint Mortgage Servicing Corporation	\$ 49,705.66	\$ 143,392.61	\$ 146,496.44	\$ 339,594.71
Saxon Mortgage Services, Inc.	\$ 17,373,858.05	\$ 30,692,082.32	\$ 36,290,834.52	\$ 84,356,774.89
Schools Financial Credit Union	\$ 4,833.33	\$ 22,306.65	\$ 17,500.00	\$ 44,639.98
Scotiabank de Puerto Rico	\$ 111,503.26	\$ 214,583.12	\$ 137,392.00	\$ 463,478.38
Select Portfolio Servicing, Inc.	\$ 23,486,641.72	\$ 52,248,131.08	\$ 46,598,874.56	\$ 122,333,647.36
Selene Finance LP	\$ 6,750.00	\$ 17,465.21	\$ 6,500.00	\$ 30,715.21
Servis One, Inc., dba BSI Financial Services, Inc.	\$ 5,750.00	\$ 21,947.60	\$ 40,000.00	\$ 67,697.60
ShoreBank	\$ 49,915.10	\$ 153,906.17	\$ 143,165.10	\$ 346,986.37
Silver State Schools Credit Union	\$ 12,677.95	\$ 70,927.49	\$ 39,844.62	\$ 123,450.06
Specialized Loan Servicing LLC	\$ 411,747.21	\$ 1,290,779.70	\$ 1,010,209.98	\$ 2,712,736.89
Sterling Savings Bank	\$ 23,450.62	\$ 61,093.84	\$ 76,117.28	\$ 160,661.74
Technology Credit Union	\$ 11,416.67	\$ 61,573.04	\$ 29,416.67	\$ 102,406.38
The Bryn Mawr Trust Company	\$ 3,717.90	\$ 4,881.98	\$ 3,717.90	\$ 12,317.78
The Golden 1 Credit Union	\$ 55,735.33	\$ 252,169.36	\$ 184,568.65	\$ 492,473.34
U.S. Bank National Association	\$ 2,972,855.47	\$ 10,204,652.29	\$ 8,874,532.76	\$ 22,052,040.52
United Bank	\$ -	\$ 262.36	\$ 1,000.00	\$ 1,262.36
United Bank Mortgage Corporation	\$ 15,301.41	\$ 33,869.98	\$ 35,089.81	\$ 84,261.20
Urban Partnership Bank	\$ 42,764.46	\$ 95,998.93	\$ 44,339.93	\$ 183,103.32
Vantium Capital, Inc. d/b/a Acqura Loan Services	\$ 89,781.32	\$ 161,012.90	\$ 116,748.70	\$ 367,542.92
Vericrest Financial, Inc.	\$ 48,136.01	\$ 147,531.61	\$ 192,719.34	\$ 388,386.96
Wachovia Mortgage, FSB	\$ -	\$ 76,889.58	\$ 162,000.00	\$ 238,889.58

Name of Institution	Borrowers	Lenders/Investors	Servicer	Total Payments
Wells Fargo Bank, N.A.	\$ 48,311,152.08	\$ 121,233,485.33	\$ 108,015,639.39	\$ 277,560,276.80
Wescom Central Credit Union	\$ 93,546	\$ 374,719	\$ 210,613	\$ 678,877
Western Federal Credit Union	\$ 3,583.33	\$ 12,952.19	\$ 7,000.00	\$ 23,535.52
Wilshire Credit Corporation	\$ -	\$ 490,394.10	\$ 1,167,000.00	\$ 1,657,394.10
Yadkin Valley Bank	\$ 2,000.00	\$ 6,076.42	\$ 17,000.00	\$ 25,076.42

**Housing Finance Agency Innovation Fund for the Hardest Hit Housing Markets
Hardest Hit Funds (HHF) Program**

Note	Date	Seller			Transaction Type	Investment Description	Initial Investment Amount	Additional Investment Amount	Investment Amount ¹	Pricing Mechanism
		Name of Institution	City	State						
	6/23/2010	Nevada Affordable Housing Assistance Corporation	Reno	NV	Purchase	Financial Instrument for HHF Program	\$ 102,800,000	-	\$ 194,026,240	N/A
2	9/23/2010				Purchase	Financial Instrument for HHF Program	-	\$ 34,056,581	N/A	
3	9/29/2010				Purchase	Financial Instrument for HHF Program	-	\$ 57,169,659	N/A	
	6/23/2010	CalHFA Mortgage Assistance Corporation	Sacramento	CA	Purchase	Financial Instrument for HHF Program	\$ 699,600,000	-	\$ 1,975,334,096	N/A
2	9/23/2010				Purchase	Financial Instrument for HHF Program	-	\$ 476,257,070	N/A	
3	9/29/2010				Purchase	Financial Instrument for HHF Program	-	\$ 799,477,026	N/A	
	6/23/2010	Florida Housing Finance Corporation	Tallahassee	FL	Purchase	Financial Instrument for HHF Program	\$ 418,000,000	-	\$ 1,057,839,136	N/A
2	9/23/2010				Purchase	Financial Instrument for HHF Program	-	\$ 238,864,755	N/A	
3	9/29/2010				Purchase	Financial Instrument for HHF Program	-	\$ 400,974,381	N/A	
	6/23/2010	Arizona (Home) Foreclosure Prevention Funding Corporation	Phoenix	AZ	Purchase	Financial Instrument for HHF Program	\$ 125,100,000	-	\$ 267,766,006	N/A
3	9/29/2010				Purchase	Financial Instrument for HHF Program	-	\$ 142,666,006	N/A	
	6/23/2010	Michigan Homeowner Assistance Nonprofit Housing Corporation	Lansing	MI	Purchase	Financial Instrument for HHF Program	\$ 154,500,000	-	\$ 498,605,738	N/A
2	9/23/2010				Purchase	Financial Instrument for HHF Program	-	\$ 128,461,559	N/A	
3	9/29/2010				Purchase	Financial Instrument for HHF Program	-	\$ 215,644,179	N/A	
	8/3/2010	North Carolina Housing Finance Agency	Raleigh	NC	Purchase	Financial Instrument for HHF Program	\$ 159,000,000	-	\$ 482,781,786	N/A
2	9/23/2010				Purchase	Financial Instrument for HHF Program	-	\$ 120,874,221	N/A	
3	9/29/2010				Purchase	Financial Instrument for HHF Program	-	\$ 202,907,565	N/A	
	8/3/2010	Ohio Homeowner Assistance LLC	Columbus	OH	Purchase	Financial Instrument for HHF Program	\$ 172,000,000	-	\$ 570,395,099	N/A
2	9/23/2010				Purchase	Financial Instrument for HHF Program	-	\$ 148,728,864	N/A	
3	9/29/2010				Purchase	Financial Instrument for HHF Program	-	\$ 249,666,235	N/A	
	8/3/2010	Oregon Affordable Housing Assistance Corporation	Salem	OR	Purchase	Financial Instrument for HHF Program	\$ 88,000,000	-	\$ 220,042,786	N/A
2	9/23/2010				Purchase	Financial Instrument for HHF Program	-	\$ 49,294,215	N/A	
3	9/29/2010				Purchase	Financial Instrument for HHF Program	-	\$ 82,748,571	N/A	
	8/3/2010	Rhode Island Housing and Mortgage Finance Corporation	Providence	RI	Purchase	Financial Instrument for HHF Program	\$ 43,000,000	-	\$ 79,351,573	N/A
2	9/23/2010				Purchase	Financial Instrument for HHF Program	-	\$ 13,570,770	N/A	
3	9/29/2010				Purchase	Financial Instrument for HHF Program	-	\$ 22,780,803	N/A	
	8/3/2010	SC Housing Corp	Columbia	SC	Purchase	Financial Instrument for HHF Program	\$ 138,000,000	-	\$ 295,431,547	N/A
2	9/23/2010				Purchase	Financial Instrument for HHF Program	-	\$ 58,772,347	N/A	
3	9/29/2010				Purchase	Financial Instrument for HHF Program	-	\$ 98,659,200	N/A	
	9/23/2010	Alabama Housing Finance Authority	Montgomery	AL	Purchase	Financial Instrument for HHF Program	\$ 60,672,471	-	\$ 162,521,345	N/A
3	9/29/2010				Purchase	Financial Instrument for HHF Program	-	\$ 101,848,874	N/A	
	9/23/2010	Kentucky Housing Corporation	Frankfort	KY	Purchase	Financial Instrument for HHF Program	\$ 55,588,050	-	\$ 148,901,875	N/A
3	9/29/2010				Purchase	Financial Instrument for HHF Program	-	\$ 93,313,825	N/A	
	9/23/2010	Mississippi Home Corporation	Jackson	MS	Purchase	Financial Instrument for HHF Program	\$ 38,036,950	-	\$ 101,888,323	N/A
3	9/29/2010				Purchase	Financial Instrument for HHF Program	-	\$ 63,851,373	N/A	
	9/23/2010	GHFA Affordable Housing, Inc.	Atlanta	GA	Purchase	Financial Instrument for HHF Program	\$ 126,650,987	-	\$ 339,255,819	N/A
3	9/29/2010				Purchase	Financial Instrument for HHF Program	-	\$ 212,604,832	N/A	

Note	Date	Seller			Transaction Type	Investment Description	Initial Investment Amount	Additional Investment Amount	Investment Amount ¹	Pricing Mechanism
		Name of Institution	City	State						
	9/23/2010	Indiana Housing and Community Development Authority	Indianapolis	IN	Purchase	Financial Instrument for HHF Program	\$ 82,762,859	-	\$ 221,694,139	N/A
3	9/29/2010				Purchase	Financial Instrument for HHF Program	-	\$ 138,931,280		N/A
	9/23/2010	Illinois Housing Development Authority	Chicago	IL	Purchase	Financial Instrument for HHF Program	\$ 166,352,726	-	\$ 445,603,557	N/A
3	9/29/2010				Purchase	Financial Instrument for HHF Program	-	\$ 279,250,831		N/A
	9/23/2010	New Jersey Housing and Mortgage Finance Agency	Trenton	NJ	Purchase	Financial Instrument for HHF Program	\$ 112,200,637	-	\$ 300,548,144	N/A
3	9/29/2010				Purchase	Financial Instrument for HHF Program	-	\$ 188,347,507		N/A
	9/23/2010	District of Columbia Housing Finance Agency	Washington	DC	Purchase	Financial Instrument for HHF Program	\$ 7,726,678	-	\$ 20,697,198	N/A
3	9/29/2010				Purchase	Financial Instrument for HHF Program	-	\$ 12,970,520		N/A
	9/23/2010	Tennessee Housing Development Agency	Nashville	TN	Purchase	Financial Instrument for HHF Program	\$ 81,128,260	-	\$ 217,315,593	N/A
3	9/29/2010				Purchase	Financial Instrument for HHF Program	-	\$ 136,187,333		N/A

TOTAL INVESTMENT AMOUNT \$ 7,600,000,000

1/ The purchase will be incrementally funded up to the investment amount.

2/ On 9/23/2010, Treasury provided additional investment to this HFA and substituted its investment for an amended and restated Financial Instrument.

3/ On 9/29/2010, Treasury provided additional investment to this HFA and substituted its investment for an amended and restated Financial Instrument.

FHA SHORT REFINANCE PROGRAM

Footnote	Date	Seller			Transaction Type	Investment Description	Investment Amount	Pricing Mechanism
		Name	City	State				
1	9/3/2010	Citigroup, Inc.	New York	NY	Purchase	Facility Purchase Agreement, dated as of September 3, 2010, between the U.S. Department of the Treasury and Citibank, N.A	\$ 8,117,000,000	N/A
TOTAL							\$ 8,117,000,000	

1/ On September 3, 2010, the U.S. Department of the Treasury and Citibank, N.A. entered into a facility purchase agreement (the "L/C Facility Agreement"), which allowed Treasury to demand from Citigroup the issuance of an up to \$8 billion, 10-year letter of credit (the "L/C"). Treasury will increase availability under the L/C incrementally in proportion to the dollar value of mortgages refinanced under the FHA Short Refinance program from time to time during the first 2.5 years. At that time, the amount of the L/C will be capped at the then-current level. Under the terms of the L/C Facility Agreement, Treasury will incur fees for the availability and usage of the L/C up to a maximum amount of \$117 million.

**U.S. Treasury Department
Office of Financial Stability**

Troubled Asset Relief Program

Projected Costs and Liabilities [Section 105(a)(3)(E)]

For Period Ending October 31, 2011

Type of Expense/Liability	Amount
None	

Note: Treasury interprets this reporting requirement as applicable to costs and liabilities related to insurance contracts entered into under the provisions of section 102 of the EESA; and the single insurance contract with Citigroup was terminated on December 23, 2009.

**U.S. Treasury Department
Office of Financial Stability**

Troubled Asset Relief Program

Programmatic Operating Expenses [Section 105(a)(3)(F)]

For Period Ending October 31, 2011

Type of Expense	Amount
Compensation for financial agents and legal firms	\$571,878,343

Office of Financial Stability

Troubled Asset Relief Program

Description of Vehicles Established [Section 105(a)(3)(H)]

For Period Ending October 31, 2011

Date	Vehicle	Description
	None	

**U.S. Treasury Department
Office of Financial Stability**

Troubled Asset Relief Program

Remaining CPP Portfolio

Institution	City, State	Investment Amount (\$Millions)
Regions Financial Corp.	Birmingham, AL	\$ 3,500.000
Zions Bancorporation	Salt Lake City, UT	\$ 1,400.000
Synovus Financial Corp.	Columbus, GA	\$ 967.870
Popular, Inc.	Hato Rey, PR	\$ 935.000
First Bancorp*	San Juan, PR	\$ 424.174
M&T Bank Corporation	Buffalo, NY	\$ 381.500
Sterling Financial Corporation*	Spokane, WA	\$ 303.000
Citizens Republic Bancorp, Inc.	Flint, MI	\$ 300.000
First Banks, Inc.	Clayton, MO	\$ 295.400
New York Private Bank & Trust Corp.	New York, NY	\$ 267.274
Flagstar Bancorp, Inc.	Troy, MI	\$ 266.657
Cathay General Bancorp	El Monte, CA	\$ 258.000
PrivateBancorp, Inc.	Chicago, IL	\$ 243.815
International Bancshares Corporation	Laredo, TX	\$ 216.000
MB Financial Inc.	Chicago, IL	\$ 196.000
First Midwest Bancorp, Inc.	Itasca, IL	\$ 193.000
Pacific Capital Bancorp*	Santa Barbara, CA	\$ 180.634
United Community Banks, Inc.	Blairsville, GA	\$ 180.000
Dickinson Financial Corporation II	Kansas City, MO	\$ 146.053
Central Pacific Financial Corp.*	Honolulu, HI	\$ 135.000
Banner Corporation	Walla Walla, WA	\$ 124.000
Anchor BanCorp Wisconsin, Inc.	Madison, WI	\$ 110.000
S&T Bancorp	Indiana, PA	\$ 108.676
Taylor Capital Group	Rosemont, IL	\$ 104.823
Park National Corporation	Newark, OH	\$ 100.000
Pinnacle Financial Partners, Inc.	Nashville, TN	\$ 95.000
Metropolitan Bank Group, Inc.	Chicago, IL	\$ 81.892
Hampton Roads Bankshares, Inc.*	Norfolk, VA	\$ 80.347
Independent Bank Corporation	Ionia, MI	\$ 74.426

Old Second Bancorp, Inc.	Aurora, IL	\$	73.000
First Place Financial Corp.	Dublin, OH	\$	72.927
Virginia Commerce Bancorp	Arlington, VA	\$	71.000
Southwest Bancorp, Inc.	Stillwater, OK	\$	70.000
Alpine Banks of Colorado	Glenwood Springs, CO	\$	70.000
Nara Bancorp, Inc.	Los Angeles, CA	\$	67.000
First Financial Holdings Inc.	North Charleston, SC	\$	65.000
Wilshire Bancorp, Inc.	Los Angeles, CA	\$	62.158
Standard Bancshares, Inc.	Hickory Hills, IL	\$	60.000
MainSource Financial Group, Inc.	Greensburg, IN	\$	57.000
Center Financial Corporation	Los Angeles, CA	\$	55.000
WSFS Financial Corporation	Wilmington, DE	\$	52.625
NewBridge Bancorp	Greensboro, NC	\$	52.372
Ameris Bancorp	Moultrie, GA	\$	52.000
FNB United Corp.*	Asheboro, NC	\$	51.500
U.S. Century Bank	Doral, FL	\$	50.236
BancTrust Financial Group, Inc.	Mobile, AL	\$	50.000
Seacoast Banking Corporation of Florida	Stuart, FL	\$	50.000
First American Bank Corporation	Elk Grove Village, IL	\$	50.000
Yadkin Valley Financial Corporation	Elkin, NC	\$	49.312
Fidelity Southern Corporation	Atlanta, GA	\$	48.200
MetroCorp Bancshares, Inc.	Houston, TX	\$	45.000
Exchange Bank	Santa Rosa, CA	\$	43.000
Southern Community Financial Corp.	Winston-Salem, NC	\$	42.750
Premierwest Bancorp	Medford, OR	\$	41.400
Heritage Commerce Corp.	San Jose, CA	\$	40.000
Reliance Bancshares, Inc.	Frontenac, MO	\$	40.000
Bridgeview Bancorp, Inc.	Bridgeview, IL	\$	38.000
First Defiance Financial Corp.	Defiance, OH	\$	37.000
First South Bancorp, Inc.	Lexington, TN	\$	36.875
State Bancorp, Inc.	Jericho, NY	\$	36.842
Fidelity Financial Corporation	Wichita, KS	\$	36.282
Union First Market Bankshares	Richmond, VA	\$	35.595
Trinity Capital Corporation	Los Alamos, NM	\$	35.539
Marquette National Corporation	Chicago, IL	\$	35.500
Porter Bancorp, Inc.	Louisville, KY	\$	35.000
Enterprise Financial Services Corp.	Clayton, MO	\$	35.000
Fremont Bancorporation	Fremont, CA	\$	35.000
First Security Group, Inc.	Chattanooga, TN	\$	33.000
Firstbank Corporation	Alma, MI	\$	33.000

Centrue Financial Corporation	Saint Louis, MO	\$	32.668
Pulaski Financial Corp	Creve Coeur, MO	\$	32.538
Parkvale Financial Corporation	Monroeville, PA	\$	31.762
BNC Bancorp	High Point, NC	\$	31.260
Royal Bancshares of Pennsylvania, Inc.	Narberth, PA	\$	30.407
Hawthorn Bancshares, Inc.	Lee's Summit, MO	\$	30.255
Farmers Capital Bank Corporation	Frankfort, KY	\$	30.000
Tennessee Commerce Bancorp, Inc.	Franklin, TN	\$	30.000
First United Corporation	Oakland, MD	\$	30.000
Spirit Bank	Bristow, OK	\$	30.000
Colony Bankcorp, Inc.	Fitzgerald, GA	\$	28.000
Intermountain Community Bancorp	Sandpoint, ID	\$	27.000
Patriot Bancshares, Inc.	Houston, TX	\$	26.038
HMN Financial, Inc.	Rochester, MN	\$	26.000
LNB Bancorp Inc.	Lorain, OH	\$	25.223
Princeton National Bancorp, Inc.	Princeton, IL	\$	25.083
Peoples Bancorp of North Carolina, Inc.	Newton, NC	\$	25.054
VIST Financial Corp.	Wyomissing, PA	\$	25.000
Intervest Bancshares Corporation	New York, NY	\$	25.000
Rogers Bancshares, Inc.	Little Rock, AR	\$	25.000
CITIZENS BANCSHARES CO.	Chillicothe, MO	\$	24.990
Crescent Financial Corporation	Cary, NC	\$	24.900
Stearns Financial Services, Inc.	Saint Cloud, MN	\$	24.900
National Bancshares, Inc.	Bettendorf, IA	\$	24.664
CBS Banc-Corp	Russellville, AL	\$	24.300
Eastern Virginia Bankshares, Inc.	Tappahannock, VA	\$	24.000
Severn Bancorp, Inc.	Annapolis, MD	\$	23.393
Park Bancorporation, Inc	Madison, WI	\$	23.200
First Citizens Banc Corp	Sandusky, OH	\$	23.184
TriState Capital Holdings, Inc.	Pittsburgh, PA	\$	23.000
StellarOne Corporation	Charlottesville, VA	\$	22.500
Central Bancorp, Inc.	Garland, TX	\$	22.500
Premier Financial Bancorp, Inc.	Huntington, WV	\$	22.252
Central Community Corporation	Temple, TX	\$	22.000
First Community Financial Partners, Inc.	Joliet, IL	\$	22.000
Blue Valley Ban Corp	Overland Park, KS	\$	21.750
Indiana Community Bancorp	Columbus, IN	\$	21.500
Fc Holdings, Inc.	New York, NY	\$	21.042
Mercantile Bank Corporation	Grand Rapids, MI	\$	21.000
Heritage Oaks Bancorp	Paso Robles, CA	\$	21.000

The Baraboo Bancorporation	Baraboo, WI	\$	20.749
TowneBank	Clinton, NJ	\$	20.649
United Bancorp, Inc.	Ann Arbor, MI	\$	20.600
Florida Bank Group, Inc.	Tampa, FL	\$	20.471
DIAMOND BANCORP, INC.	Washington, MO	\$	20.445
First Western Financial, Inc.	Denver, CO	\$	20.440
COMMONWEALTH BANCSHARES, INC.	Louisville, KY	\$	20.400
Market Street Bancshares, Inc.	Mount Vernon, IL	\$	20.300
BNCCORP, Inc.	Bismarck, ND	\$	20.093
First Financial Service Corporation	Elizabethtown, KY	\$	20.000
CHAMBERS BANCSHARES, INC.	Danville, AR	\$	19.817
Lakeland Bancorp Inc.	Oak Ridge, NJ	\$	19.000
HopFed Bancorp	Hopkinsville, KY	\$	18.400
Peoples Bancorp, Inc.	Marietta, OH	\$	18.000
FIRST TRUST CORPORATION	New Orleans, LA	\$	17.969
ECB Bancorp, Inc.	Engelhard, NC	\$	17.949
Community First Inc.	Columbia, TN	\$	17.806
Community Bankers Trust Corporation	Glen Allen, VA	\$	17.680
ONEFINANCIAL CORPORATION	Little Rock, AR	\$	17.300
Southern First Bancshares, Inc.	Greenville, SC	\$	17.299
Liberty Shares, Inc.	Hinesville, GA	\$	17.280
F&M Financial Corporation	Granite Quarry, NC	\$	17.243
Northern States Financial Corporation	Waukegan, IL	\$	17.211
The Bank of Kentucky Financial Corporation	Crestview Hills, KY	\$	17.000
Guaranty Federal Bancshares, Inc.	Springfield, MO	\$	17.000
F & M Financial Corporation	Granite Quarry, NC	\$	17.000
White River Bancshares Company	Fayetteville, AR	\$	16.800
Timberland Bancorp, Inc.	Hoquiam, WA	\$	16.641
1st FS Corporation	Hendersonville, NC	\$	16.369
Parke Bancorp, Inc.	Sewell, NJ	\$	16.288
Pacific City Financial Corporation	Los Angeles, CA	\$	16.200
Valley Financial Corporation	Roanoke, VA	\$	16.019
CoastalSouth Bancshares, Inc.	Hilton Head Island, SC	\$	16.015
Carolina Bank Holdings, Inc.	Greensboro, NC	\$	16.000
COMMUNITY WEST BANCSHARES	Goleta, CA	\$	15.600
First Reliance Bancshares, Inc.	Florence, SC	\$	15.349
Broadway Financial Corporation	Independence, MO	\$	15.000
Business Bancshares, Inc.	Clayton, MO	\$	15.000
Foresight Financial Group, Inc.	Rockford, IL	\$	15.000
River Valley Bancorporation, Inc.	Wausau, WI	\$	15.000

Suburban Illinois Bancorp, Inc.	Elmhurst, IL	\$	15.000
First Community Bancshares, Inc	Overland Park, KS	\$	14.800
Village Bank and Trust Financial Corp	Midlothian, VA	\$	14.738
Tidelands Bancshares, Inc	Mount Pleasant, SC	\$	14.448
UNITED BANK CORPORATION	Zebulon, GA	\$	14.400
Peapack-Gladstone Financial Corporation	Bedminster, NJ	\$	14.341
First National Corporation	Strasburg, VA	\$	13.900
Bank of the Carolinas Corporation	Mocksville, NC	\$	13.179
SouthCrest Financial Group, Inc.	Peachtree City, GA	\$	12.900
HCSB Financial Corporation	Loris, SC	\$	12.895
Community First Bancshares, Inc.	Harrison, AR	\$	12.725
Regents Bancshares, Inc.	Vancouver, WA	\$	12.700
Peoples Bancorporation, Inc.	Easley, SC	\$	12.660
Community Financial Corporation	Staunton, VA	\$	12.643
Bankers' Bank of the West Bancorp, Inc.	Denver, CO	\$	12.639
Meridian Bank	Devon, PA	\$	12.535
The First Bancorp, Inc.	Damariscotta, ME	\$	12.500
PeoplesSouth Bancshares, Inc.	Colquitt, GA	\$	12.325
One United Bank	Boston, MA	\$	12.063
Queensborough Company, The	Louisville, GA	\$	12.000
Blue Ridge Bancshares, Inc.	Independence, MO	\$	12.000
Duke Financial Group, Incorporated	Minneapolis, MN	\$	12.000
Farmers Enterprises, Inc.	Great Bend, KS	\$	12.000
Alliance Financial Services, Inc.	Saint Paul, MN	\$	12.000
Wachusett Financial Services, Inc.	Clinton, MA	\$	12.000
Plumas Bancorp	Quincy, CA	\$	11.949
TCB Holding Company, Texas Community Bank	The Woodlands, TX	\$	11.730
Cecil Bancorp, Inc.	Elkton, MD	\$	11.560
Western Illinois Bancshares Inc.	Monmouth, IL	\$	11.422
Central Virginia Bankshares, Inc.	Powhatan, VA	\$	11.385
First Community Corporation	Lexington, SC	\$	11.350
Farmers & Merchants Bancshares, Inc.	Houston, TX	\$	11.000
Mackinac Financial Corporation	Manistique, MI	\$	11.000
Stonebridge Financial Corp.	West Chester, PA	\$	10.973
First Capital Bancorp, Inc.	Glen Allen, VA	\$	10.958
Ridgestone Financial Services, Inc.	Brookfield, WI	\$	10.900
Presidio Bank	San Francisco, CA	\$	10.800
Security State Bank Holding-Company	Hannaford, ND	\$	10.750
Crosstown Holding Company	Loretto, MN	\$	10.650
Northwest Bancorporation, Inc.	Spokane, WA	\$	10.500

North Central Bancshares, Inc.	Fort Dodge, IA	\$	10.200
Uwharrie Capital Corp	Albemarle, NC	\$	10.000
Mid Penn Bancorp, Inc.	Millersburg, PA	\$	10.000
NCAL Bancorp	Los Angeles, CA	\$	10.000
C&F Financial Corporation	West Point, VA	\$	10.000
ColoEast Bankshares, Inc.	Lamar, CO	\$	10.000
Mid-Wisconsin Financial Services, Inc.	Medford, WI	\$	10.000
Blackhawk Bancorp, Inc.	Beloit, WI	\$	10.000
HomeTown Bankshares Corporation	Roanoke, VA	\$	10.000
Century Financial Services Corporation	Santa Fe, NM	\$	10.000
Greer Bancshares Incorporated	Greer, SC	\$	9.993
Regent Bancorp, Inc	Davie, FL	\$	9.982
Coastal Banking Company, Inc.	Fernandina Beach, FL	\$	9.950
UNIVERSAL BANCORP	Bloomfield, IN	\$	9.900
Premier Bank Holding Company	Tallahassee, FL	\$	9.500
City National Bancshares Corporation	Newark, NJ	\$	9.439
Provident Community Bancshares, Inc.	Rock Hill, SC	\$	9.266
Carrollton Bancorp	Columbia, MD	\$	9.201
First Priority Financial Corp.	Malvern, PA	\$	9.175
Delmar Bancorp	Salisbury, MD	\$	9.000
HPK Financial Corporation	Chicago, IL	\$	9.000
Rcb Financial Corporation	Rome, GA	\$	8.900
Farmers Bank	Windsor, VA	\$	8.752
First Freedom Bancshares, Inc.	Lebanon, TN	\$	8.700
United American Bank	San Mateo, CA	\$	8.700
BancStar, Inc.	Festus, MO	\$	8.600
GREAT RIVER HOLDING COMPANY	Baxter, MN	\$	8.400
Private Bancorporation, Inc.	Minneapolis, MN	\$	8.222
Annapolis Bancorp, Inc.	Annapolis, MD	\$	8.152
F & M Bancshares, Inc.	Trezevant, TN	\$	8.144
Syringa Bancorp	Boise, ID	\$	8.000
Commonwealth Business Bank	Los Angeles, CA	\$	7.701
Valley Commerce Bancorp	Visalia, CA	\$	7.700
Oak Ridge Financial Services, Inc.	Oak Ridge, NC	\$	7.700
Metro City Bank	Doraville, GA	\$	7.700
First Gothenburg Bancshares, Inc.	Gothenburg, NE	\$	7.570
Country Bank Shares, Inc.	Milford, NE	\$	7.525
The Little Bank, Incorporated	Kinston, NC	\$	7.500
BNB Financial Services Corporation	Fort Lee, NJ	\$	7.500
GulfSouth Private Bank	Destin, FL	\$	7.500

First Sound Bank	Seattle, WA	\$	7.400
First BancTrust Corporation	Paris, IL	\$	7.350
Western Community Bancshares, Inc.	Palm Desert, CA	\$	7.290
Crossroads Bank	Wabash, IN	\$	7.289
Millennium Bancorp, Inc.	Edwards, CO	\$	7.260
Central Federal Corporation	Fairlawn, OH	\$	7.225
TriSummit Bank	Kingsport, TN	\$	7.002
Fidelity Bancorp, Inc.	Pittsburgh, PA	\$	7.000
Chicago Shore Corporation	Chicago, IL	\$	7.000
Heartland Bancshares, Inc.	Franklin, IN	\$	7.000
Community Financial Shares, Inc.	Glen Ellyn, IL	\$	6.970
Idaho Bancorp	Boise, ID	\$	6.900
HARBOR BANKSHARES CORPORATION	Baltimore, MD	\$	6.800
Monarch Community Bancorp, Inc.	Coldwater, MI	\$	6.785
Highlands Independent Bancshares, Inc.	Sebring, FL	\$	6.700
Fidelity Federal Bancorp	Evansville, IN	\$	6.657
Citizens First Corporation	Bowling Green, KY	\$	6.567
Alarion Financial Services, Inc.	Ocala, FL	\$	6.514
Pacific International Bancorp	Seattle, WA	\$	6.500
Liberty Bancshares, Inc.	North Richland Hills, TX	\$	6.500
Biscayne Bancshares, Inc.	Coconut Grove, FL	\$	6.400
First Intercontinental Bank	Doraville, GA	\$	6.398
PREMIER FINANCIAL CORP.	Dubuque, IA	\$	6.349
Citizens Commerce Bancshares, Inc.	Versailles, KY	\$	6.300
Randolph Bank & Trust Company	Asheboro, NC	\$	6.229
Moscow Bancshares, Inc.	Moscow, TN	\$	6.216
American State Bancshares	Great Bend, KS	\$	6.000
Patapsco Bancorp, Inc.	Dundalk, MD	\$	6.000
Peninsula Bank Holding Co.	Palo Alto, CA	\$	6.000
ICB Financial	Ontario, CA	\$	6.000
Gateway Bancshares, Inc.	Ringgold, GA	\$	6.000
Rising Sun Bancorp	Rising Sun, MD	\$	5.983
IA Bancorp, Inc	Iselin, NJ	\$	5.976
Seaside National Bank & Trust	Orlando, FL	\$	5.677
Waukesha Bankshares, Inc.	Waukesha, WI	\$	5.625
Boscobel Bancorp, Inc	Boscobel, WI	\$	5.586
Valley Community Bank	Pleasanton, CA	\$	5.500
First Southwest Bancorporation, Inc.	Alamosa, CO	\$	5.500
The Connecticut Bank and Trust Company	Hartford, CT	\$	5.448
Midtown Bank & Trust Company	Atlanta, GA	\$	5.222

Mission Community Bancorp	San Luis Obispo, CA	\$	5.116
Capital Commerce Bancorp, Inc.	Milwaukee, WI	\$	5.100
FRANKLIN BANCORP, INC.	Washington, MO	\$	5.097
First Express of Nebraska, Inc.	Gering, NE	\$	5.000
COVENANT FINANCIAL CORPORATION	Clarksdale, MS	\$	5.000
Blue River Bancshares, Inc.	Shelbyville, IN	\$	5.000
BLACKRIDGE FINANCIAL, INC.	Baxter, MN	\$	5.000
AmFirst Financial Services, Inc	McCook, NE	\$	5.000
Germantown Capital Corporation	Germantown, TN	\$	4.967
Alaska Pacific Bancshares, Inc.	Juneau, AK	\$	4.781
Western Reserve Bancorp, Inc	Medina, OH	\$	4.700
Virginia Company Bank	Newport News, VA	\$	4.700
Calwest Bancorp	Irvine, CA	\$	4.656
Georgia Primary Bank	Atlanta, GA	\$	4.500
Mainline Bancorp, Inc.	Ebensburg, PA	\$	4.500
Community Pride Bank Corporation	Isanti, MN	\$	4.400
CBB Bancorp	Cartersville, GA	\$	4.397
Pinnacle Bank Holding Company	Orange City, FL	\$	4.389
Metropolitan Capital Bancorp, Inc.	Chicago, IL	\$	4.388
First Business Bank, National Association	San Diego, CA	\$	4.243
Northeast Bancorp	Lewiston, ME	\$	4.227
CB HOLDING CORP.	Aledo, IL	\$	4.114
Pacific Commerce Bank	Los Angeles, CA	\$	4.060
Capital Pacific Bancorp	Portland, OR	\$	4.000
Todd Bancshares, Inc.	Hopkinsville, KY	\$	4.000
Carolina Trust Bank	Lincolnton, NC	\$	4.000
Premier Service Bank	Riverside, CA	\$	4.000
Naples Bancorp Inc.	Naples, FL	\$	4.000
Investors Financial Corporation of Pettis County, Inc.	Sedalia, MO	\$	4.000
KS Bancorp, Inc.	Smithfield, NC	\$	4.000
Community Business Bank	West Sacramento, CA	\$	3.976
FIDELITY BANCORP, INC.	Baton Rouge, LA	\$	3.942
Peoples Bancshares of TN, Inc	Madisonville, TN	\$	3.900
COMMUNITY BANCSHARES, INC.	Kingman, AZ	\$	3.872
Pathway Bancorp	Cairo, NE	\$	3.727
Patterson Bancshares, Inc	Patterson, LA	\$	3.690
Allied First Bancorp, Inc.	Oswego, IL	\$	3.652
CedarStone Bank	Lebanon, TN	\$	3.564
AB&T Financial Corporation	Ogallala, NE	\$	3.500
First Alliance Bancshares, Inc.	Cordova, TN	\$	3.422

Madison Financial Corporation	Chicago, IL	\$	3.370
Mountain Valley Bancshares, Inc.	Walden, CO	\$	3.300
Congaree Bancshares, Inc.	Cayce, SC	\$	3.285
Hometown Bancorp of Alabama, Inc.	Oneonta, AL	\$	3.250
First Independence Corporation	Detroit, MI	\$	3.223
Oregon Bancorp, Inc.	Salem, OR	\$	3.216
Crazy Woman Creek Bancorp, Inc.	Buffalo, WY	\$	3.100
GRAND MOUNTAIN BANCSHARES, INC.	Granby, CO	\$	3.076
Lone Star Bank	Houston, TX	\$	3.072
Sound Banking Company	Morehead City, NC	\$	3.070
Beach Business Bank	Manhattan Beach, CA	\$	3.000
Tennessee Valley Financial Holdings, Inc.	Oak Ridge, TN	\$	3.000
Bank of Commerce	Charlotte, NC	\$	3.000
Clover Community Bankshares, Inc.	Clover, SC	\$	3.000
St. Johns Bancshares, Inc.	Saint Louis, MO	\$	3.000
Marine Bank & Trust Company	Vero Beach, FL	\$	3.000
Freeport Bancshares, Inc.	Freeport, IL	\$	3.000
Layton Park Financial Group, Inc.	Milwaukee, WI	\$	3.000
F&C BANCORP. INC.	Holden, MO	\$	2.993
Alliance Bancshares, Inc.	Dalton, GA	\$	2.986
Santa Clara Valley Bank	Santa Paula, CA	\$	2.900
Berkshire Bancorp, Inc.	Wyomissing, PA	\$	2.892
US Metro Bank	Garden Grove, CA	\$	2.861
Omega Capital Corp.	Lakewood, CO	\$	2.816
Prairie Star Bancshares, Inc.	Olathe, KS	\$	2.800
SouthFirst Bancshares, Inc.	Sylacauga, AL	\$	2.760
Worthington Financial Holdings, Inc.	Huntsville, AL	\$	2.720
DeSoto County Bank	Horn Lake, MS	\$	2.681
Bank of George	Las Vegas, NV	\$	2.672
Manhattan Bancshares, Inc.	Manhattan, IL	\$	2.639
Community Investors Bancorp, Inc.	Bucyrus, OH	\$	2.600
Northern State Bank	Lakewood, NJ	\$	2.571
Goldwater Bank, N.A.	Scottsdale, AZ	\$	2.568
Community 1st Bank	Auburn, CA	\$	2.550
Plato Holdings Inc.	Saint Paul, MN	\$	2.500
Grand Financial Corporation	Hattiesburg, MS	\$	2.443
CSRA Bank Corp.	Wrens, GA	\$	2.400
Green Circle Investments, Inc.	Clive, IA	\$	2.400
Brogan Bankshares, Inc.	Kaukauna, WI	\$	2.400
Citizens Bank & Trust Company	Covington, LA	\$	2.400

Nemo Bancshares. Inc.	Madison, MO	\$	2.330
IBT Bancorp, Inc.	Irving, TX	\$	2.295
CenterBank	Milford, OH	\$	2.250
Union Financial Corporation	Albuquerque, NM	\$	2.179
Security Bancshares of Pulaski County, Inc.	Waynesville, MO	\$	2.152
Titonka Bancshares, Inc	Titonka, IA	\$	2.117
Ojai Community Bank	Ojai, CA	\$	2.080
Market Bancorporation, Inc.	New Market, MN	\$	2.060
Atlantic Bancshares, Inc.	Bluffton, SC	\$	2.000
Northwest Commercial Bank	Lakewood, WA	\$	1.992
Fresno First Bank	Fresno, CA	\$	1.968
Hometown Bancshares, Inc.	Corbin, KY	\$	1.900
Monadnock Bancorp, Inc.	Peterborough, NH	\$	1.834
BCB Holding Company, Inc.	Mobile, AL	\$	1.706
Maryland Financial Bank	Towson, MD	\$	1.700
Gold Canyon Bank	Gold Canyon, AZ	\$	1.607
Hyperion Bank	Philadelphia, PA	\$	1.552
Saigon National Bank	Westminster, CA	\$	1.549
Regional Bankshares, Inc.	Hartsville, SC	\$	1.500
Vision Bank - Texas	Richardson, TX	\$	1.500
Indiana Bank Corp.	Dana, IN	\$	1.312
Fort Lee Federal Savings Bank, FSB	Fort Lee, NJ	\$	1.300
First Advantage Bancshares, Inc.	Coon Rapids, MN	\$	1.177
Riverside Bancshares, Inc.	Sparkman, AR	\$	1.100
Independence Bank	East Greenwich, RI	\$	1.065
Community Holding Company of Florida, Inc.	Miramar Beach, FL	\$	1.050
Calvert Financial Corporation	Ashland, MO	\$	1.037
Bank Financial Services, Inc.	Eden Prairie, MN	\$	1.004
BankGreenville	Greenville, SC	\$	1.000
Gregg Bancshares, Inc.	Glasgow, MO	\$	0.825
Corning Savings and Loan Association	Corning, AR	\$	0.638