

# **Troubled Assets Relief Program**

## **Monthly 105(a) Report – December 2009**



UNITED STATES  
**DEPARTMENT OF  
THE TREASURY**



**January 11, 2010**

This report to Congress is pursuant to Section 105(a) of the Emergency Economic Stabilization Act of 2008.

Treasury is pleased to present the monthly 105(a) report to Congress for December 2009. This report provides the latest developments on efforts to stabilize the financial system, current status of TARP investments, and background information on all TARP programs.

<b><u>Section</u></b>	<b><u>Page</u></b>
<b>Key Developments</b>	<b>2</b>
<b>Extension of TARP Authority</b>	<b>3</b>
<b>Financial Report for Fiscal Year 2009</b>	<b>3</b>
<b>Where is TARP Money Going?</b>	<b>5</b>
<b>Program Updates</b>	<b>8</b>
<b>Certification</b>	<b>21</b>
<b>Appendix 1: Descriptions of TARP Programs</b>	<b>24</b>
<b>How Treasury Exercises its Voting Rights</b>	<b>35</b>
<b>Appendix 2: December Financial Statement</b>	<b>37</b>

This report contains summaries of TARP programs and investments. These summaries do not include all the material terms and conditions of such programs and investments. Please see more detailed information available at [www.FinancialStability.gov](http://www.FinancialStability.gov).

## Key Developments

The **Troubled Assets Relief Program** or **TARP** was established by Treasury pursuant to the Emergency Economic Stabilization Act of 2008 or EESA. This law was adopted on October 3, 2008 in response to the severe financial crisis facing our country. To carry out its duties under the law, Treasury developed a number of programs under TARP to stabilize our financial system and the housing market, which, together with the American Recovery and Reinvestment Act, have laid the financial foundation for economic recovery. The TARP programs are described in this report.

The following key developments took place in December 2009 under TARP programs:

- Treasury released the Office of Financial Stability (OFS) Agency Financial Report for Fiscal Year 2009 with a description of the activities and financial results for the fiscal year ended September 30, 2009 – the start up period for the agency’s unprecedented emergency mission to stabilize the nation’s financial system. The Government Accountability Office rendered unqualified (“clean”) audit opinions on the OFS financial statements and OFS internal control of financial reporting, and found that OFS maintained effective internal control over financial reporting with no material weaknesses.
- The Secretary of the Treasury certified the extension of TARP authority until October 3, 2010 with an exit strategy that balances the capacity to respond to threats to the financial system that could undermine economic recovery with the need to exercise fiscal discipline and reduce the burden on taxpayers, that focuses on winding down many programs, and that limits new TARP commitments in 2010 to foreclosure mitigation, stabilization of the housing market, and provision of capital to small and community banks as a source of credit for businesses.
- 12 banks repaid \$50.85 billion of Treasury’s investments under the Capital Purchase Program (CPP). In addition, Bank of America redeemed \$20 billion of preferred stock, and Citigroup repurchased \$20 billion of trust preferred securities, ending the Targeted Investment Program, bringing the total amount of TARP repayments to \$165 billion in 2009, or two-thirds of total TARP investments in banks.
- Treasury, the Federal Deposit Insurance Corporation, the Federal Reserve Bank of New York and Citigroup agreed to terminate the loss-sharing agreement with Citigroup that covered a pool of originally \$301 billion in assets. No losses were incurred under the program, and Treasury and the FDIC retain \$5.2 billion of trust preferred securities of Citigroup, as well as warrants, representing a positive return to taxpayers.
- Treasury commenced public auctions of warrants issued by CPP participants and raised a total of approximately \$1.1 billion. The warrants sold were issued by Capital One Financial Corporation, JPMorgan Chase & Co. and TCF Financial Corporation.
- Treasury received \$890.81 million in dividend and interest payments from all TARP Programs, including the first quarterly \$1 billion principal repayment from General Motors. Total dividends, interest and fee payments received through December 2009 are approximately \$12.89 billion.
- Treasury made final CPP investments in 37 small banks totaling \$180.14 million.

- Treasury completed an additional capital investment of \$3.8 billion in GMAC and converted a portion of Treasury's existing investment to common stock and mandatorily convertible preferred stock.

## Extension of TARP Authority

On December 9, 2009, pursuant to Section 120(b) of EESA, the Secretary of the Treasury certified the extension of TARP authority until October 3, 2010. The certification laid out an exit strategy that balances the capacity to respond to threats to the financial system that could undermine economic recovery with the need to exercise financial discipline and reduce the burden on taxpayers.

The Secretary of the Treasury identified four elements for the TARP exit strategy:

- Terminate and wind-down many of the government programs put in place in the fall of 2008;
- Limit new TARP commitments in 2010 to foreclosure mitigation and stabilization of the housing market, to provide capital to small and community banks as a source of credit for businesses, and to the Term Asset-Backed Securities Loan Facility (TALF), which aids securitization markets for consumer, small business and commercial mortgage loans;
- Restrict the use of EESA funds to existing commitments unless it is necessary to respond to an immediate and substantial threat to the economy stemming from financial instability; and
- Protect taxpayers while managing investments acquired through EESA.

Although TARP authority has been extended, it is expected that the total commitments under the programs will not exceed \$550 billion of the \$700 billion authorized.

A copy of the letter can be found at [http://www.FinancialStability.gov/latest/pr\\_12092009.html](http://www.FinancialStability.gov/latest/pr_12092009.html)

## Financial Report for Fiscal Year 2009

In December, Treasury released the Office of Financial Stability (OFS) Agency Financial Report for Fiscal Year 2009 (Financial Report FY 2009), which describes the activities and financial results for the Troubled Asset Relief Program since its inception in October 2008 through the fiscal year ended September 30, 2009 (FY2009).

The Government Accountability Office (GAO) audited the FY 2009 financial statements prepared by OFS for the TARP and stated that the financial statements are presented fairly, in all material respects, in conformity with U.S. generally accepted accounting principles. The GAO also opined that the OFS maintained, in all material respects, effective internal control over financial reporting and found no material weaknesses in OFS internal controls.

The Report shows that though the ultimate cost of TARP will not be known for some time, Treasury estimates lower projected costs and higher projected returns for the TARP than previously estimated in the summer. OFS is unlikely to disburse the full \$700 billion authorized under EESA, and many of the TARP investments under the program, particularly those aimed at

stabilizing banks, are expected to deliver returns for taxpayers. The combination of lower spending and higher expected returns resulted in a lower projected cost of TARP from the \$341 billion estimate in the President’s Mid-session Budget in August 2009.

During FY 2009, OFS disbursed \$364 billion of TARP funds and \$73 billion was repaid. In addition, for FY 2009, TARP investments generated \$12.7 billion in cash received through interest, dividends, and the proceeds from the sale of warrants. Four TARP programs reported net income in FY 2009: the Capital Purchase Program, the Targeted Investment Program, the Asset Guarantee Program, and the Consumer and Business Lending Initiative

Net income in FY 2009 was offset by reported net cost of the investments in AIG and the automotive companies, bringing the net cost for these programs during FY2009 to approximately \$41.4 billion. For TARP disbursements in FY 2009, OFS reported net cost of operations of approximately \$41.6 billion including administrative expenses. The reported net cost of operations includes the estimated net cost related to loans, equity investments, and asset guarantees.

The Financial Report FY 2009 consists of Part I - Management’s Discussion and Analysis (MD&A) and Part II – Financial Reporting, and includes an explanation of the background and application of the budgetary, credit reform (subsidy cost) and market risk accounting concepts to the preparation of the financial statements.

Figure 1 (Table 5 in Section 2 of the MD&A), shows the estimated value of TARP investments by program as of September 30, 2009 and Figure 2 (Table 7 in Section 2 of the MD&A) shows the estimated change in net cost for TARP programs as of September 30, 2009.

**Figure 1: Estimated Value of TARP Investments as of September 30, 2009 (\$ in billions)**

	Outstanding Balance <sup>1</sup>	Estimated Value of Investment
Capital Purchase Program	\$ 133.9	\$ 141.7
Targeted Investment Program	\$ 40.0	\$ 40.3
AIG Investment Program	\$ 43.2	\$ 13.2
Auto Industry Financing Program	\$ 73.8	\$ 42.3
Term Asset-Backed Securities Loan Facility	\$ 0.1	\$ 0.4
<b>Total</b>	<b>\$ 291.0</b>	<b>\$ 237.9</b>
1/ Before subsidy cost allowance. (Please refer to Financial Report FY 2009 for further information.)		

**Figure 2: Estimated Change in Net Cost for TARP Programs as of September 30, 2009 (\$ in billions)**

	Original Estimate <sup>1</sup>	Current Estimate	Net Change
Capital Purchase Program	-57.4	+15.0	+72.4
Targeted Investment Program	-19.6	+1.9	+21.5
Asset Guarantee Program	+1.0	+2.2	+1.2
AIG Investment Program	-31.5	-30.4	+1.1
Auto Industry Financing Program	-43.7	-30.4	+13.3
Term Asset-Backed Securities Loan Facility	+0.1	+0.3	+0.2
<b>Subtotal</b>	<b>-151.1</b>	<b>-41.4</b>	<b>+109.7</b>
Home Affordable Modification Program	-27.1	-27.1	0.0
<b>Total</b>	<b>-178.2</b>	<b>-68.5</b>	<b>+109.7</b>

1/ Original estimates completed on or near the initiation of each program and adjusted for modifications. Amounts shown in both original and current estimates are based on total program disbursements through FY 2009.

A copy of the Financial Report FY 2009, which includes the GAO Report on FY 2009 Financial Statements, can be found at [http://www.FinancialStability.gov/latest/tg\\_12092009.html](http://www.FinancialStability.gov/latest/tg_12092009.html)

### Where is TARP Money Going?

EESA authorized \$700 billion for Treasury investments under TARP<sup>1</sup>. Treasury has used this authority to make investments that are designed to restore confidence in the strength of our financial institutions, restart markets that are critical to financing American households and businesses, and address the foreclosures in the housing market.

Treasury plans the following uses of TARP funds:

- Approximately \$545 billion has been planned for particular TARP programs as of January 6, 2010, as shown in Figure 3.
  - Of that amount, \$483.40 billion has been committed to specific institutions under signed contracts.
  - \$374.62 billion has been paid out by Treasury under those contracts.

Figure 3 shows the planned TARP investments by program as of January 6, 2010. Figure 4 shows the planned TARP investment amounts together with the total funds disbursed and investments that have been repaid by program as of January 6, 2010. Please see Appendix 1 for a description of the programs listed in the chart, and page 9 for the update on the Asset Guarantee and Capital Purchase Programs.

<sup>1</sup> TARP funds for the Home Affordable Modification Program (HAMP) include \$1.244 billion to offset costs of program changes for the “Helping Families Save Their Homes Act of 2009”, and \$15 million for administrative expenditures relating to the Special Inspector General for the Troubled Asset Relief Program (SIGTARP).

Figure 3: Planned TARP investments (\$ billions) as of January 6, 2010

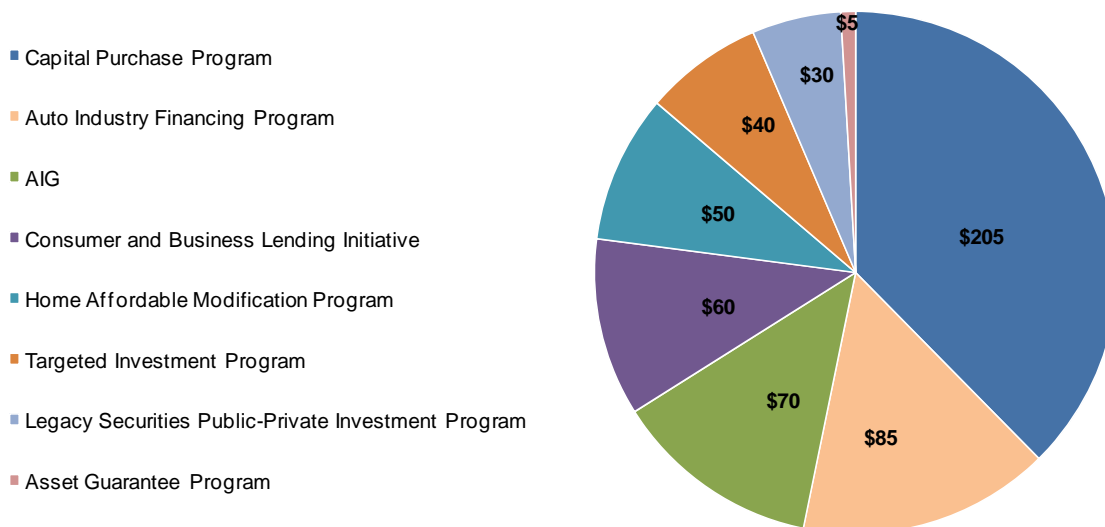


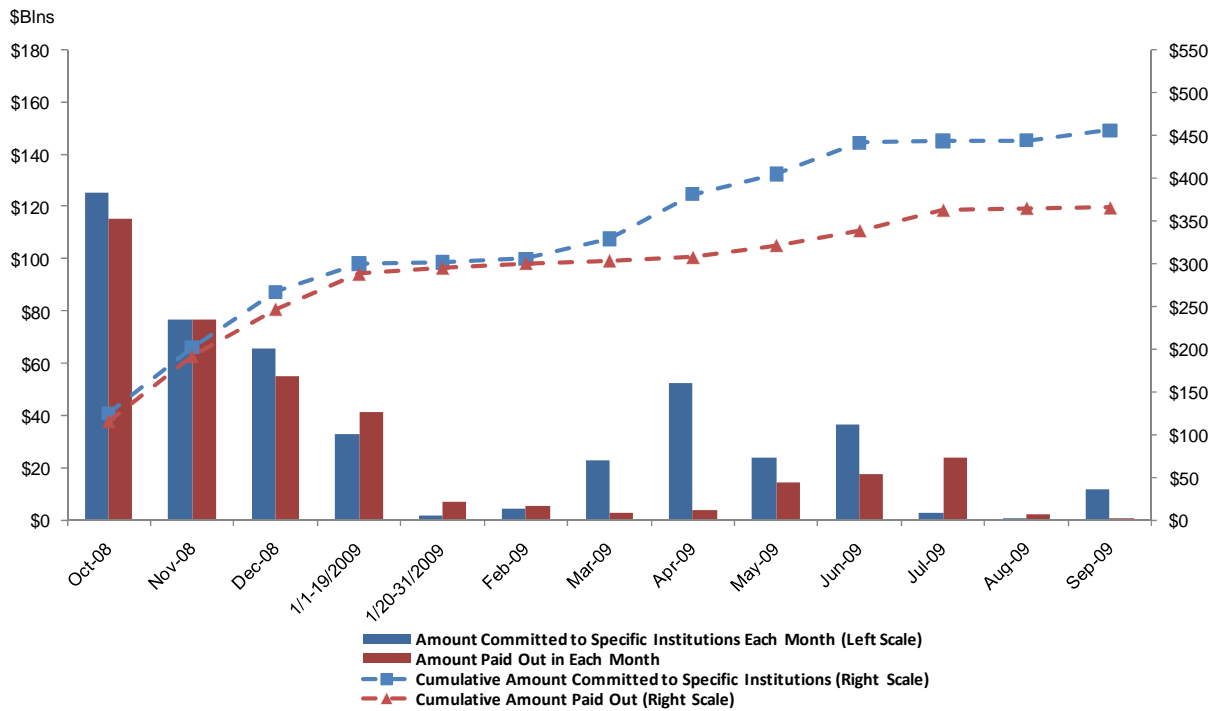
Figure 4: TARP investment amounts, total funds disbursed, and investment repayments, by program as of January 6, 2010 (\$ in billions)

	Purchase Price or Guarantee Amounts	Total \$ Disbursed	Investment Repayments
Capital Purchase Program (CPP)	\$ 205.00	\$ 204.89	\$ 121.89
Targeted Investment Program (TIP)	\$ 40.00	\$ 40.00	\$ 40.00
Asset Guarantee Program (AGP)	\$ 5.00	\$ -	\$ -
Consumer and Business Lending Initiative (CBLI)	\$ 60.00	\$ 0.10	\$ -
Legacy Securities Public-Private Investment Program (PPIP)	\$ 30.00	\$ 3.31	\$ -
AIG	\$ 70.00	\$ 45.34	\$ -
Auto Industry Financing Program (AIFP)	\$ 85.00	\$ 79.69	\$ 3.30
Home Affordable Modification Program (HAMP)	\$ 50.00	\$ 1.27	\$ -
<b>Totals</b>	<b>\$ 545.00</b>	<b>\$ 374.62</b>	<b>\$ 165.18</b>

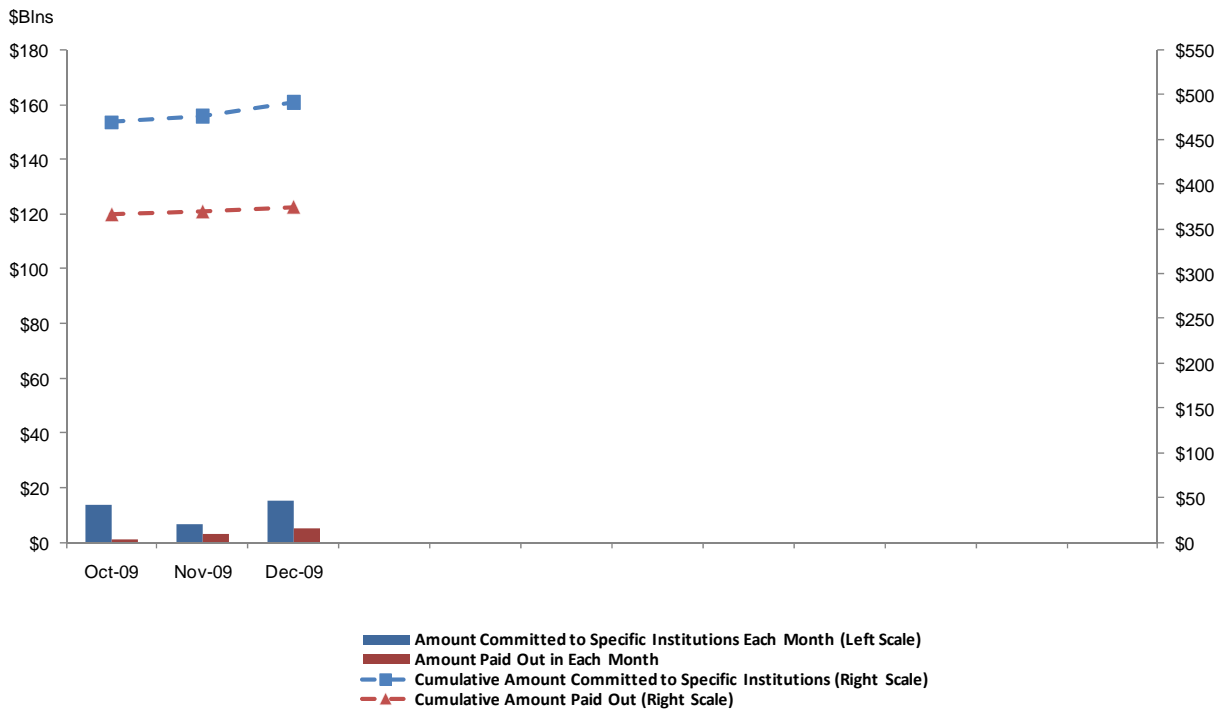
A large part of the total investments to date occurred last fall under the Capital Purchase Program following the adoption of EESA in October 2008. The commitments made in 2009 include amounts extended under the Obama Administration’s Financial Stability Plan. These include funds committed under the Home Affordable Modification Program, the investments in the Legacy Securities Public-Private Investment Program, and those under the other programs described in this report.

Figures 5 and 6 show the amount of TARP investments by month. They show both the amount obligated – or committed for investment – and the amount disbursed or actually paid out, over specific time periods.

**Figure 5: Funds committed and paid out under TARP from October 2008 through September 2009**



**Figure 6: Funds committed and paid out under TARP from October 2009 through December 2009**





Taxpayers can track progress on all of the financial stability programs and investments, as well as repayments, on Treasury’s website [www.FinancialStability.gov](http://www.FinancialStability.gov). Specifically, taxpayers can look at investments within two business days of closing in the TARP transaction reports at [www.FinancialStability.gov/latest/reportsanddocs.html](http://www.FinancialStability.gov/latest/reportsanddocs.html)

## Program Updates

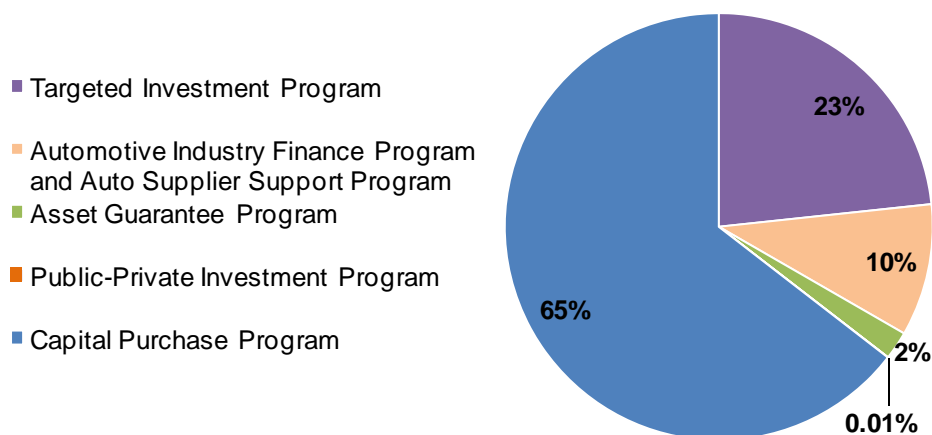
### Dividends and Interest Received

Most of the TARP money has been used to make investments in preferred stock or loans. Treasury receives dividend or interest payments on these investments from the institutions participating in TARP programs. These payments are a return on Treasury’s TARP investments.

- In December, Treasury received \$890.81 million in dividend, interest and fees from TARP investments.
- Treasury has received a total of approximately \$12.89 billion in dividends, interest and fees through December 2009.

Figure 7 shows the allocation of dividends, interest and fees received since inception of TARP by program through December 31, 2009.

**Figure 7: Dividends, interest and fees received by TARP Program through December**



Treasury’s Dividends and Interest Reports for TARP programs are available at <http://www.FinancialStability.gov/latest/reportsanddocs.html>. Please see Appendix 1 for a description of the programs listed in the chart above.

## Targeted Investment Program and Asset Guarantee Program

In December 2009, Citigroup, Inc. (Citigroup) and Bank of America Corporation (Bank of America) repaid \$40 billion of Treasury investment under the Targeted Investment Program (TIP). Treasury had invested \$20 billion in each of Citigroup and Bank of America under the TIP and acquired preferred stock or trust preferred securities. Treasury also received warrants in connection with both investments.

In the Asset Guarantee Program (AGP), under which only Citigroup entered into a definitive final agreement, TARP funds were committed as a reserve to cover up to \$5 billion possible losses on the pool of Citigroup's covered assets. As a premium for the guarantee, Treasury received \$4.034 billion of preferred stock, subsequently exchanged for trust preferred securities, with identical terms as Citigroup's agreement under TIP, and Treasury also received warrants.

On December 23, 2009, Treasury, the Federal Deposit Insurance Corporation (FDIC), the Federal Reserve Bank of New York (FRBNY) and Citigroup, as parties to the Master Agreement for the AGP, entered into a Termination Agreement, pursuant to which: (1) Treasury's guarantee commitment was terminated, (2) Treasury agreed to cancel \$1.8 billion of the trust preferred securities issued by Citigroup from \$4.034 billion to \$2.234 billion for early termination of the guarantee, (3) the FDIC and Treasury agreed that, subject to the conditions set out in the Termination Agreement, the FDIC may transfer \$800 million of trust preferred securities to Treasury at the close of Citigroup's participation in the FDIC's Temporary Liquidity Guarantee Program, and (4) Citigroup agreed to comply with the executive compensation provisions outlined in Section 111 of EESA as well as review the actual incentive compensation agreements for Citigroup's top 30 earners to be sure they comport with the Federal Reserve Board of Governors' incentive compensation principles as set forth in the Board of Governors' guidance.

For the time period that the Citigroup asset guarantee was outstanding, Citigroup made no claims for loss payments to any federal party and consequently Treasury made no guarantee payments of TARP funds to Citigroup.

## Capital Purchase Program

A major part of TARP is the Capital Purchase Program (CPP). Under this program, Treasury invested in banks and other financial institutions to increase their capital. Banks use the CPP money in a number of ways, including shoring up capital, investing in assets, and increasing lending.

The CPP remained open through 2009 for investments in small banks, with terms aimed at encouraging participation by small community banks that are qualified financial institutions (QFIs) under CPP terms. The last application deadline was November 21, 2009. Final closings occurred in December.

During December:

- Treasury made new investments in 37 small banks totaling \$180.14 million, including 31 small banks participating in the expansion of the CPP.

- Treasury received \$323.11 million in dividends and interest from CPP investments, \$50.85 billion in CPP repayments, and approximately \$1.1 billion from CPP warrant repurchases and auctions.

See below for more information on CPP warrants.

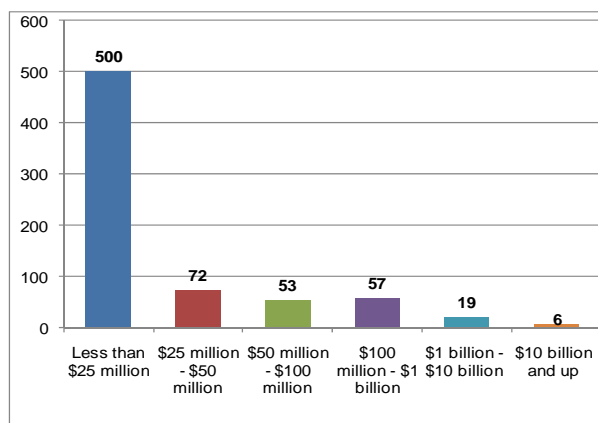
**Figure 8: CPP Snapshot through December**

<p><b>CPP Investments</b></p> <p>Disbursements in December 2009: <b>\$180.14 million</b> to <b>37</b> banks</p> <p>Total amount disbursed since October 2008: <b>\$204.9 billion</b></p> <p>CPP investments repaid since October 2008: <b>\$121.89 billion</b></p>
<p><b>CPP Banks</b></p> <p>Number of institutions that have received CPP investment: <b>707</b></p> <p>Number of institutions that have repaid CPP investment: <b>64*</b></p> <p>Number of institutions currently participating in CPP: <b>646</b></p> <p>*Including partial investments/repayments</p>
<p><b>CPP Facts</b></p> <p>Participation across the US:</p> <p>Banks in <b>48 states</b>, the District of Columbia, and Puerto Rico</p> <p>Largest Investment: <b>\$25 billion</b></p> <p>Smallest Investment: <b>\$301,000</b></p>

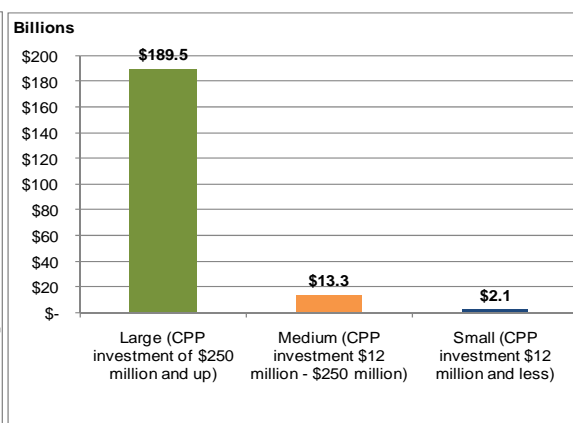
Details on the Capital Purchase Program are available at <http://www.FinancialStability.gov/roadtostability/capitalpurchaseprogram.html>.

The CPP was originally available to banks of all sizes. Figures 9 and 10 show the distribution of CPP funds by size of investment as of December 31, 2009. These charts include all 707 banks that have received funds, including those that have repaid the investment. The CPP investment amount is determined by the size of the bank. The CPP investments are no less than one percent and no greater than three percent (five percent for small banks) of the recipient’s risk-weighted assets.

**Figure 9: Number of CPP banks by investment amount through December**



**Figure 10: Total CPP funds disbursed by investment amount through December**



### *CPP Warrants*

Treasury also receives warrants in connection with most of its CPP investments. Community development banks were not required to issue warrants. When a publicly traded bank repays Treasury for a preferred stock investment, the bank has the right to repurchase its warrants. The warrants do not trade on any market and do not have observable market prices. If the bank wishes to repurchase its warrants, an independent valuation process is used to establish fair market value. If an institution chooses not to repurchase its warrants, Treasury is entitled to sell them.

Privately held banks that received CPP funds issued Treasury a warrant for additional shares of preferred stock, which Treasury immediately exercised. Any proceeds from the repurchases of shares acquired from a warrant are included as cash received from sales of warrants in the chart below.

In December 2009, Treasury conducted public auctions for its warrants in Capital One Financial Corporation, JPMorgan Chase & Co., and TCF Financial Corporation. Each of these banks had fully repurchased Treasury's preferred stock investment. The auctions were conducted as modified "Dutch" auctions registered under the Securities Act of 1933, in a format where qualified bidders may submit one or more independent bids at different price-quantity combinations and the warrants will be sold at a uniform price that clears the market.

Proceeds to Treasury from the auction of its warrants in Capital One Financial Corporation, JPMorgan Chase & Co. and TCF Financial Corporation, were approximately \$148.73 million, \$950.32 million and \$9.59 million, respectively, with net receipts to Treasury after underwriting fees and selling expenses of approximately \$146.50 million, \$936.06 million and \$9.45 million, respectively. Treasury expects to conduct similar auctions in the future.

### *CPP Dividends and Repayments*

Treasury receives dividend or interest payments on its CPP investments. Dividend payments are a portion of a company's earnings that are paid to equity investors. Most banks participating in the CPP pay Treasury a cumulative dividend rate of 5 percent per year for the first five years and 9 percent per year thereafter. S-corporation banks pay an interest rate of 7.7 percent per year for the first five years and 13.8 percent thereafter. Preferred shares (or stock) are a form of ownership in a company. Preferred shares are senior to common stock, but junior to debt.

58 of the banks that received investments under CPP have repaid Treasury in full. When a bank repays, it is typically also required to pay any accrued and unpaid dividends or interest. Treasury continues to work with federal banking regulators to evaluate requests from CPP participants interested in repaying Treasury's investment.

The chart below shows the amount of dividends, interest and fees, repayments of principal, and warrant proceeds under the CPP through December 2009.

**Figure 11: Cash received through the CPP through December 2009**

	<u>12/1/2009 – 12/31/2009</u>	<u>Total since inception</u>
Dividends, Interest and Fees:	\$323.11 million	\$8.31 billion
Repayments of Principal:	\$50.85 billion	\$121.89 billion
Warrant Proceeds*:	\$1.12 billion	\$4.01 billion
<b>Total:</b>	<b>\$52.29 billion</b>	<b>\$134.21 billion</b>
* Includes proceeds from the repurchase of shares received through the exercise of warrants.		

With respect to Citigroup, earlier in 2009 Treasury had exchanged the CPP preferred shares for common stock of Citigroup. At the time of Citigroup’s primary offering, conducted in connection with its repayment of the TIP trust preferred securities, Treasury agreed not to offer to sell, pledge or otherwise dispose of any shares of its common stock in Citigroup or any securities convertible into or exercisable or exchangeable for common stock for a period of 90 days after December 16, 2009. Thereafter, Treasury expects to sell its Citigroup shares in an orderly fashion within six to twelve months.

On December 23, 2009, Treasury announced the selection of six additional firms to help manage the wind-down phase of the CPP and other programs under EESA. In April 2009, Treasury had selected three asset managers from the pool of applicants that had \$2 billion or more in assets under management. The six additional asset managers selected by Treasury during the quarterly period were from the pool of applicants with less than \$2 billion in asset under management.

## Bank Lending and Intermediation Surveys

### *Capital Purchase Program – Lending Survey Activity*

Each month, Treasury asks banks participating in the CPP to provide information about their lending activities and publishes the results in two reports described below. These two reports are intended to help the public easily assess the lending and intermediation activities of participating banks.

### *Monthly Lending and Intermediation Snapshots*

This monthly report gathers and provides data on the lending and other intermediation activities for the 22 largest financial institutions that received TARP investments under the CPP. On December 14, 2009, Treasury released the results of its tenth survey of banks’ activities, including the following information on October lending:

- The overall outstanding loan balance (of all respondents) fell one percent from September to October at the top 22 participants in the CPP, due mainly to decreased demand from borrowers, and seasonal patterns.
- Total origination of new loans at the 22 surveyed institutions was flat from September to October. In October, the 22 surveyed institutions originated approximately \$240 billion

in new loans. Total originations of loans by all respondents rose in two categories (commercial and industrial (C & I) new commitments and mortgages ) and fell in six loan categories (C&I renewals and new commitments, CRE renewals and new commitments, home equity lines of credit (HELOCs), credit cards, and other consumer lending products).

*CPP Monthly Lending Report*

This monthly lending report provides data on consumer lending, commercial lending, and total lending for all CPP participants. Figure 12 summarizes total loan activity among CPP participants.

**Figure 12: CPP Monthly Lending Report**

All CPP Recipients				
Date	Number of Respondents*	Total Average Consumer Loans	Total Average Commercial Loans	Total Average Total Loans
2/28/2009	519	\$2,898,031	\$2,380,691	\$5,278,662
3/31/2009	553	\$2,885,662	\$2,359,016	\$5,244,690
4/30/2009	541	\$2,852,650	\$2,329,536	\$5,182,182
5/31/2009	612	\$2,843,527	\$2,346,620	\$5,190,165
6/30/2009	604	\$2,812,225	\$2,429,930	\$5,242,156
7/31/2009	604	\$2,803,284	\$2,344,395	\$5,147,679
8/31/2009	649	\$2,789,108	\$2,328,433	\$5,117,542
9/30/2009	652	\$2,795,012	\$2,267,421	\$5,062,434
9/30/2009 (Adjusted)	642	\$2,793,493	\$2,264,024	\$5,057,517
10/31/2009	644	\$2,768,799	\$2,248,593	\$5,017,393
10/31/2009 (Adjusted)	642	\$2,768,690	\$2,248,086	\$5,016,777
<i>Change (Sept Adjusted to Oct Adjusted)</i>		<i>-0.90%</i>	<i>-0.71%</i>	<i>-0.81%</i>

Details on the Bank Lending Surveys are available at <http://www.FinancialStability.gov/impact/surveys.htm>.

*The Quarterly Capital Purchase Program Report*

To understand better how the CPP and other stabilization initiatives launched by the Federal Government may have affected financial institutions and their activities, an interagency group was convened to determine and conduct appropriate analyses. This interagency group consists of representatives from Treasury, the Federal Deposit Insurance Corporation, the Federal Reserve Board, the Office of the Comptroller of the Currency, and the Office of Thrift Supervision. This interagency group has produced a summary of key statistics on lending, funding, and capital levels of institutions receiving TARP capital. The banks are grouped into CPP participants and non-CPP participants for the analysis.

Details on the Quarterly Capital Purchase Program Reports are available at <http://www.FinancialStability.gov/impact/CPPreport.html>

## Automotive Industry Financing Program - GMAC

On December 30, 2009, Treasury invested an additional \$3.8 billion and restructured its existing investments in GMAC as a result of the Supervisory Capital Assessment Program (SCAP). In May 2009, SCAP had identified an additional capital need of \$5.6 billion for GMAC, which Treasury's subsequent forecasts assumed would be provided by Treasury. Due to a variety of factors, including that the establishment of the new General Motors and new Chrysler was accomplished with less disruption to GMAC than banking supervisors initially projected, Treasury's final commitment of additional capital was \$1.8 billion less than the \$5.6 billion previously announced.

Prior to December, Treasury had invested \$12.5 billion in preferred stock of GMAC, and owned \$13.1 billion in preferred stock in GMAC, through purchases and the exercise of warrants, and 35 percent of the common equity in GMAC. Treasury restructured the existing investment in GMAC in a manner designed to protect taxpayers as described below:

- The \$3.8 billion of new capital was provided in the form of \$2.54 billion of trust preferred securities (TRUPs), which are senior to all other capital securities of GMAC, and \$1.25 billion of Mandatory Convertible Preferred Stock (MCP). Treasury received warrants, which were immediately exercised, to purchase an additional \$127 million of TRUPs and \$63 million of MCP.
- Treasury also converted \$3 billion of its existing MCP, which was invested in May 2009, into common equity to boost the quality of the capital supporting GMAC. Treasury's equity ownership of GMAC increased from 35 percent to 56.3 percent. Treasury now has the right to appoint two additional directors to the GMAC Board of Directors, so that four of nine directors will be appointed by Treasury. Treasury intends to nominate its new directors in time for GMAC's annual meeting at the end of April.
- To enable GMAC to meet its SCAP requirements for Tier 1 capital, Treasury exchanged \$5.25 billion of preferred stock into MCP. As a result of this transaction and the conversion described above, Treasury holds \$11.4 billion of MCP in GMAC.
- For the conversion price of the MCP to common stock, Treasury acquired a "reset" for an adjustment in 2011, if beneficial to Treasury, based on the market price of GMAC's capital transactions with private investors occurring in 2010.
- GMAC continues to be subject to a variety of other covenants and requirements, including the executive compensation and corporate governance requirements of Section 111 of EESA and, as an ongoing recipient of "exceptional" assistance, GMAC remains subject to the oversight of the Special Master for Executive Compensation.

The transaction with GMAC represents the completion of funding provided as part of the SCAP process while enabling GMAC to complete its overall restructuring plan, return to the private capital markets for its financing needs in 2010, and be in a position to pay back taxpayers as soon as practicable.



## Legacy Securities Public-Private Investment Program (S-PPIP)

S-PPIP is designed, in part, to support market functioning and facilitate price discovery in the commercial and non-agency residential mortgage-backed securities markets, helping banks and other financial institutions re-deploy capital and extend new credit to households and businesses. The nine firms that Treasury had pre-qualified in July 2009 to participate as fund managers have completed initial closings and begun operations of Public-Private Investment Funds (PPIFs). Treasury has committed (but not yet funded all of) of \$1.11 billion of equity capital together with \$2.22 billion of debt financing to each PPIF, while total Treasury equity and debt investment in all PPIFs will equal approximately \$30 billion. Following an initial closing, each PPIF has the opportunity to conduct additional closings over the following six months and to receive matching Treasury equity and debt financing for such additional closings.

As of December 31, 2009, the PPIFs have completed initial and subsequent closings on approximately \$6.2 billion of private sector equity capital, which has been matched 100 percent by Treasury, representing of \$12.4 billion of total equity capital. Treasury has also provided \$12.4 billion of debt capital, representing \$24.8 billion of total funds available for investment.

Fund managers for the PPIFs have established relationships with small, minority-, and women-owned businesses. Partner firms have roles including: involvement in managing the investment portfolio and cash management services, raising capital from private investors, providing trading related-services, identifying investment opportunities, and providing investment and market research and other advisory services to the PPIFs.

On December 4, 2009, and shortly thereafter, a fund manager, The TCW Group, Inc., terminated the employment of individuals as “Key Persons” under the Limited Partnership Agreement for the TCW PPIF. Treasury subsequently notified TCW that a Key Person Event had occurred under the limited partnership agreement. Due to the occurrence of a Key Person Event, the TCW PPIF was immediately barred from making investments or dispositions (other than to avoid a material loss). Additional information regarding the agreement reached between Treasury and the TCW Group, Inc. on January 4, 2010 to wind-up and liquidate the TCW PPIF is provided in Appendix I (see section titled “S-PPIP Fund Managers”).

Treasury expects to publish its first public report on S-PPIP activities in early 2010.

Details on the Legacy Securities Public-Private Investment Program are available at <http://www.FinancialStability.gov/roadtostability/publicprivatefund.html>.

## Small Business

In addition to the Small Business and Community Lending Initiatives described in Appendix 1, in October, the Obama Administration announced new efforts by Treasury and the SBA to improve access to credit for small businesses. Treasury is considering several programs to provide lower-cost TARP capital to boost small business lending. One program may be directed at small banks with less than \$1 billion of assets. Participants would be required to submit a plan that demonstrates how the additional capital will increase their small business lending efforts. Eligible banks may receive new capital at an initial dividend rate of 3 percent compared to the 5 percent dividend available under the CPP. Also under consideration is the treatment of existing CPP participants that wish to replace existing capital with investments under the new program. A similar program would be directed at Community Development Financial Institutions.



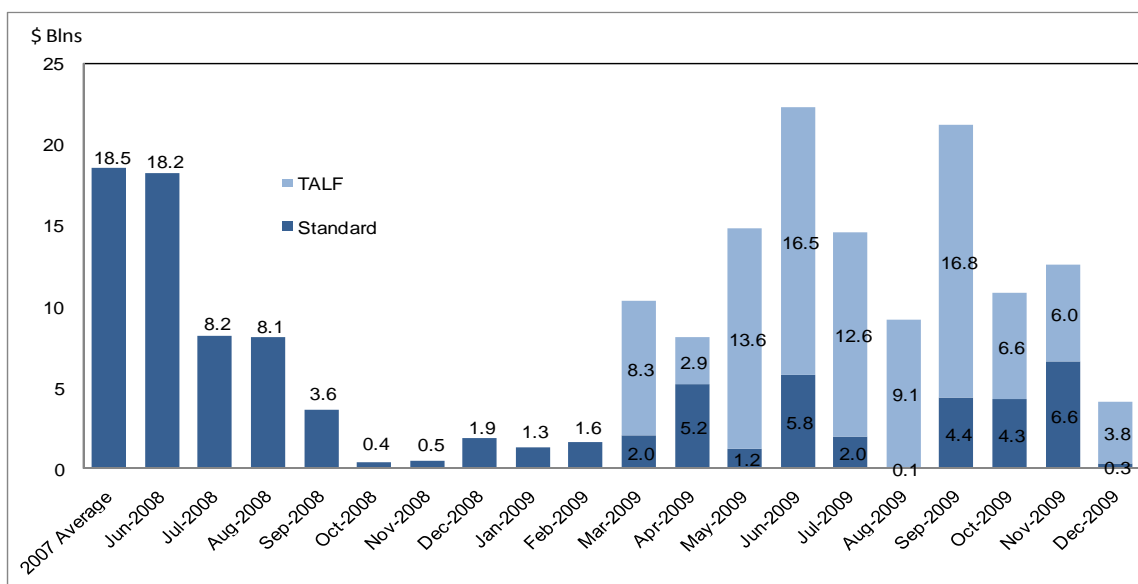
### Term Asset-Backed Securities Loan Facility

Under the **Term Asset-Backed Securities Loan Facility (TALF)**, the Federal Reserve Bank of New York makes loans to buyers of asset-backed securities in order to stimulate consumer and business lending by the issuers of those securities. Treasury uses TARP funds to provide credit support for the TALF. The asset-backed securities (ABS) that are eligible for the TALF must be backed by new or recently originated auto loans, student loans, credit card loans, equipment loans, floorplan loans, insurance premium loans, loans guaranteed by the Small Business Administration, residential mortgage servicing advances, or commercial mortgage loans, including legacy loans. The markets for ABS are an important source of credit for consumers and businesses. These markets essentially stopped functioning during the financial crisis. The purpose of TALF is to help restart these markets and help consumers and businesses obtain credit.

The first TALF subscription took place on March 19, 2009 and there have been 16 monthly ABS and CMBS subscriptions as of December 31, 2009. A total of \$61.7 billion of TALF-eligible legacy and new ABS and CMBS issuance has been lent against.

Figure 13 shows the increase in issuance of consumer ABS since the launch of TALF in March 2009.

**Figure 13: Total Consumer ABS Issuance through December**



Source: Markets Room, U.S. Treasury Department (12/04/09)

Details on TALF are available at <http://www.FinancialStability.gov/roadtostability/lendinginitiative.html>

## The Office of the Special Master for TARP Executive Compensation

Under EESA (as amended in 2009) and Treasury's Interim Final Rule on TARP Standards for Compensation and Corporate Governance (the "Rule"), the Office of the Special Master for TARP Executive Compensation has a mandate to review all forms of compensation for the five most senior executive officers and the next 20 most highly compensated employees (the "Top 25"), as well as compensation structures for executive officers and up to the 75 additional most highly compensated employees ("Covered Employees 26–100"), at firms that have received exceptional TARP assistance. Initially, there were seven such firms: AIG, Bank of America, Chrysler, Chrysler Financial, Citigroup, GM, and GMAC.

### *Special Master Determinations*

On October 22, 2009, the Special Master for TARP Executive Compensation, Kenneth R. Feinberg, issued determinations on the compensation structures and all amounts potentially payable to the Top 25 at the seven exceptional assistance recipients.

On December 11, 2009, the Special Master issued determinations on the compensation structures for Covered Employees 26–100. Unlike the October rulings, which addressed specific amounts payable to Top 25 executives, Treasury regulations require the Special Master to only address compensation structures for Covered Employees 26–100. These determinations covered four companies: AIG, Citigroup, GM, and GMAC. Chrysler and Chrysler Financial were exempt from the Special Master's review during this round because total pay for their executives does not exceed the \$500,000 "safe harbor" limitation in Treasury's compensation regulations. As detailed below, because Bank of America's repayment of its TARP obligations, its Covered Employees 26–100 were no longer subject to the Special Master's review.

The compensation structures approved by the Special Master for Covered Employee 26–100 groups have the following general features:

- Short-term cash compensation is restricted. Cash salaries are generally limited to \$500,000 other than for exceptional cases, with overall cash limited in most cases to 45% of total compensation in cash. All other pay must be in company stock.
- Incentive compensation without real achievement of performance is forbidden. Total incentives are limited to a fixed pool, incentive payments may be made only if objective goals are achieved, and all such payments must be subject to "clawback" if results prove illusory.
- Compensation structures must have a long-term focus. In most cases, at least 50 percent of total compensation must be held for three years, at least 50 percent of incentive pay must be granted in long-term stock, and any cash incentives must be delivered over at least two years—single, lump-sum cash bonuses are not permitted.
- Pay practices that are not aligned with shareholder and taxpayer interests, such as golden parachutes, supplemental executive retirement benefits, excessive perquisites and tax gross-ups are frozen or forbidden.

In addition to determinations for Covered Employees 26–100, the Special Master issued several supplemental determinations in December, including determinations approving pay packages for the new chief executive officer of GMAC and the new chief financial officer of GM. The pay

packages approved by the Special Master for the newly hired executives generally conform to the principles and structures of the Top 25 determinations. All the Special Master's determinations are available at the website identified below.

#### *Effects of TARP Repayment*

First, prior to the Special Master's determinations for the Covered Employee 26–100 groups, Bank of America repaid its TARP obligations, ending its "TARP period" under the Rule. As a result, the compensation structures for Bank of America's Covered Employees 26–100 were no longer subject to the Special Master's review, and no determination in that regard was issued. In addition, Special Master approval is not required for future compensation structures and payments to Bank of America executives. Payments to Bank of America's Top 25 relating to service prior to the repayment, however, remain subject to the Special Master's October determinations. With respect to its Top 25, Bank of America agreed to comply with the Rule and with the October determinations as if the repayment occurred on December 31, 2009.

Second, after the Special Master's determinations for the Covered Employee 26–100 groups, Citigroup repaid certain TARP obligations, and ceased to be an "exceptional assistance recipient" for purposes of the Rule. As a result of the repayment, Special Master approval is not required for future compensation structures and payments to Citigroup executives. Payments and compensation structures for Citigroup's Top 25 and Covered Employees 26–100, however, remain subject to the Special Master's October and December determinations, respectively. Citigroup agreed to comply with the Rule and with the October and December determinations as if the repayment occurred on December 31, 2009. The executive compensation restrictions that apply to TARP recipients that are not "exceptional assistance recipients" continue to apply to Citigroup until it extinguishes its remaining TARP obligations.

The Special Master is in the process of requesting 2010 compensation proposals for the remaining exceptional assistance recipients.

Information regarding the determination letters and executive compensation is available at: <http://www.FinancialStability.gov/about/executivecompensation.html> and [http://www.FinancialStability.gov/latest/tg\\_102220009e.html](http://www.FinancialStability.gov/latest/tg_102220009e.html).

## **Home Affordable Modification Program**

The Home Affordable Modification Program (HAMP), part of Making Home Affordable (MHA), was first announced by the Obama Administration in February 2009 as part of its Financial Stability Plan. Using TARP funds, Treasury provides incentives for mortgage servicers, borrowers and investors to modify loans that are delinquent or at imminent risk of default to an affordable monthly payment equal to no more than 31 percent of a borrower's gross monthly income. Borrowers must be owner occupants, demonstrate the ability to support the reduced payment during a three-month trial, and submit required documentation before the modification becomes permanent.

Participating servicers must enter into the Servicer Participation Agreements with Treasury on or before October 3, 2010.

- From April through December 2009, 103 servicers have executed Servicer Participation Agreements and more than \$35.54 billion (of a total potential allocation from TARP funds of \$50 billion) has been committed to implement the program.

- Servicers for loans that are owned or securitized by Fannie Mae or Freddie Mac (GSEs) are required to participate in the related GSE's HAMP for their portfolio of GSE loans. The incentives for these GSE HAMP modifications are funded by the related GSEs from their own resources.

Borrowers may be accepted into HAMP if a borrower has made the first trial period payment on or before December 31, 2012. Modification interest rates are locked for five years from the start date of the modification. Incentive payments to servicers, investors and borrowers will continue to be paid out over that period. At the end of five years, the reduced interest rate will increase by one percent per year until it reaches the cap, which is the market rate at the time the trial period began. The capped rate is fixed for the life of the loan.

- By month-end November 2009, more than 697,026 active trial modifications had started and more than 1,032,837 trial modification offers were extended.<sup>2</sup>

Participating servicers and state, local and community stakeholders have worked with Treasury to improve the overall effectiveness and efficiency of HAMP, by introducing:

- A streamlined documentation process, including standardization of forms, reduced paperwork requirements, servicer-to-borrower response guidelines, and electronic signature acceptance for modification documents.
- Enhanced availability of foreign language translations for HAMP information and document summaries, and other web tools for borrowers.

#### *Conversion Campaign*

In December, Treasury conducted a nationwide mortgage modification conversion campaign to ensure that servicers make every reasonable effort to convert eligible borrowers from a trial to a permanent modification. The conversion campaign involved onsite monitoring of the seven largest servicers by Treasury and Fannie Mae staff, and daily loan-level conversion reporting through the month of December. The conversion campaign resulted in a significant increase in the number of borrowers offered permanent modifications by these servicers and considerable improvements in the implementation and operation of modification processes going forward.<sup>3</sup>

#### *Trial Modification Review Period*

Building on the conversion campaign, Treasury also introduced a review period lasting until January 31st, 2010 for all trial modifications that were set to expire on or before that date, but were either missing required documentation or for which the servicer has not had time to review the submitted documents. During this review period, servicers may not cancel any active trial modifications unless the related property does not meet the HAMP property eligibility requirements. Servicers must review all outstanding trial modifications, notify borrowers if any

---

<sup>2</sup> The reporting cycle for official numbers of trial and permanent modifications has shifted to the 15<sup>th</sup> of each month. Data for December 2009 will be released on January 15, 2010. The MHA Monthly Servicer Performance Reports are available at <http://www.FinancialStability.gov/latest/reportsanddocs.html>.

<sup>3</sup> The results of the conversion campaign will be reflected in the February MHA reporting cycle. The MHA Monthly Servicer Performance Reports are available at <http://www.FinancialStability.gov/latest/reportsanddocs.html>.

documents are missing, and give these borrowers until January 31st, 2010 to submit any missing documents or make any missed trial period payments.<sup>4</sup>

#### *HPDP, Second Lien, and Foreclosure Alternatives*

Additional enhancements of HAMP include:

- The Home Price Decline Protection (HPDP), which provides additional incentive payments for modifications on properties located in areas where home prices have declined.
- The Second Lien Modification Program (2MP), which provides incentives for second lien holders to modify or extinguish a second lien mortgage when a modification has been initiated on the first lien mortgage for the same property under HAMP.
- The Home Affordable Foreclosure Alternatives Program (HAFA), which provides financial incentives to servicers and borrowers who utilize a short sale or a deed-in-lieu (DIL) to avoid foreclosure on HAMP-eligible loans. The HAFA program simplifies and streamlines the use of short sale and DIL options by incorporating financial incentives to borrowers, servicers, and investors. The program also ensures pre-approved short sale terms prior to listing the property on the market. The program requires that borrowers be fully released from future liability for the debt.

#### *Monthly Servicer Reports*

To ensure transparency and servicer accountability, servicer-specific results are publicly reported on a monthly basis. The report format now includes the number of Trial Period Plans that have transitioned to permanent modifications as well as a break-out of the 15 metropolitan areas with the highest program activity. The MHA Monthly Servicer Performance Report for December will be available on January 15, 2010 at <http://www.FinancialStability.gov/latest/reportsanddocs.html>.

#### *Second Look*

In its role as compliance agent for HAMP, Freddie Mac reviews samples of loans that potentially could have been eligible for HAMP modification, but were not offered a HAMP modification. This process, known as a “Second Look” examines servicer non-performing loan (NPL) portfolios to identify borrowers who have requested a HAMP modification but were denied, or who may have been overlooked and inadvertently denied a HAMP modification. Following these reviews, Freddie Mac provides Treasury with assessments of each servicer’s program compliance. If appropriate, Treasury will implement remedies for non-compliance. These remedies may include withholding or reducing incentive payments to servicers, requiring repayments of prior incentive payments made to servicers with respect to affected loans, or requiring additional servicer oversight.

Details on the Home Affordable Modification Program are available at <http://www.FinancialStability.gov/roadtostability/homeowner.html> and the Making Home Affordable programs at <http://www.makinghomeaffordable.gov>.


---

<sup>4</sup> Additional information is available at:

[https://www.hmpadmin.com/portal/docs/hamp\\_servicer/sd0910.pdf](https://www.hmpadmin.com/portal/docs/hamp_servicer/sd0910.pdf)

**Certification**

As Assistant Secretary for Financial Stability at the United States Department of Treasury, I am the official with delegated authority to approve purchases of troubled assets under the Troubled Assets Relief Program. I certify to the Congress that each decision by my office to approve purchases of troubled assets during this reporting period was based on the office's evaluation of the facts and circumstances of each proposed investment, including recommendations from regulators, in order to promote financial stability and the other purposes of the Emergency Economic Stabilization Act of 2008.



Herbert M. Allison, Jr.  
Assistant Secretary  
Office of Financial Stability

<b><u>Appendix 1</u></b>	<b><u>Page</u></b>
<b>Description of TARP Programs:</b>	
<b>Capital Purchase Program</b>	<b>23</b>
<b>SCAP and CAP</b>	<b>24</b>
<b>Targeted Investment Program</b>	<b>24-25</b>
<b>AIG Investment</b>	<b>25</b>
<b>Asset Guarantee Program</b>	<b>25</b>
<b>Automotive Industry Finance Program</b>	<b>27</b>
<b>Consumer and Business Lending Initiative</b>	
<b>(TALF &amp; Small Business)</b>	<b>29</b>
<b>Legacy Securities Public-Private Investment Program</b>	<b>30</b>
<b>Making Home Affordable</b>	<b>32</b>
<b>Office of the Special Master</b>	
<b>(Executive Compensation)</b>	<b>33</b>
<b>How Treasury Exercises its Voting Rights</b>	<b>35</b>

<b><u>Appendix 2</u></b>	<b><u>Page</u></b>
<b>December Financial Statement</b>	<b>39</b>

## Capital Purchase Program

### What is the CPP?

- Treasury created the Capital Purchase Program (CPP) in October 2008 to stabilize the financial system by providing capital to viable banks of all sizes throughout the nation. With a strengthened capital base, banks have an increased capacity to lend to U.S. businesses and consumers and to support the U.S. economy.
- Although many banks were fundamentally sound, because of the capital restraints caused by the troubled market conditions, they were hesitant to lend. The level of confidence between banks and other financial institutions was also low, so they were unwilling to lend to each other.
- Restoring capital and confidence is essential to allowing the financial system to work effectively and efficiently.

### How does the CPP work?

- Through the CPP, Treasury invested in banks to increase their capital and to enable them to continue lending to businesses and consumers and otherwise serve their customers.
- Treasury purchased senior preferred shares and other interests from qualifying U.S.-controlled banks, savings associations, and other financial institutions. Treasury also receives warrants to purchase common shares or other securities from the banks.
- Banks use the CPP money in a number of ways, including shoring up capital, investing in assets, and increasing lending.
- Banks participating in the CPP pay Treasury dividends on the preferred shares at a rate of five percent per year for the first five years following Treasury's investment and at a rate of nine percent per year thereafter. S-corporation banks pay an interest rate of 7.7 percent per year for the first five years and 13.8 percent thereafter. Preferred shares (or stock) are a form of ownership in a company.
- Banks may repay Treasury under the conditions established in the purchase agreements as amended by the American Recovery and Reinvestment Act. Treasury also has the right to sell the securities. The repayment price is equal to what Treasury paid for the shares, plus any unpaid dividends or interest.
- When a publicly-traded bank repays Treasury for the preferred stock investment, the bank has the right to repurchase its warrants. The warrants do not trade on any market and do not have observable market prices. If the bank wishes to repurchase warrants, an independent valuation process is used to establish fair market value. If an institution chooses not to repurchase the warrants, Treasury is entitled to sell the warrants. In November and December 2009, Treasury began public offerings registered with the Securities and Exchange Commission for the sale of warrants using a modified Dutch auction methodology.



## Supervisory Capital Assessment Program (SCAP) and Capital Assistance Program (CAP)

### What are SCAP and CAP?

- The Supervisory Capital Assessment Program and Capital Assistance Program were important components of the Financial Stability Plan to help ensure that banks have a sufficient capital cushion in a more adverse economic scenario. SCAP was a comprehensive capital assessment exercise, or “stress test”, for the largest 19 U.S. bank holding companies and a complement to the CAP.
- On November 9, 2009, Treasury announced the closure of the Capital Assistance Program. Of the 19 banks that participated in the SCAP, 18 demonstrated no need for additional capital or fulfilled their need in the private market. GMAC is the only financial institution that was not able to raise sufficient capital. In December 2009, GMAC and Treasury completed the investment contemplated in May, which was funded under the Automotive Industry Financing Program.

### How did SCAP and CAP work?

- Federal banking supervisors conducted forward-looking assessments to provide the transparency necessary for individuals and markets to judge the strength of the banking system. Results of the stress tests were released on May 7, 2009.
- Some banks were required to take steps to improve the quality and/or the quantity of their capital to give them a larger cushion to support future lending even if the economy performs worse than expected. Banks had a range of options to raise capital in the private markets, including common equity offerings, asset sales and the conversion of other forms of capital into common equity. If these options were not sufficient, they could request additional capital from the government through the CAP. Financial institutions had to submit a detailed capital plan to supervisors, who consulted with Treasury on the development and evaluation of the plan. Any bank needing to augment its capital buffer at the conclusion of the SCAP was required to develop a detailed capital plan in June 2009, and had until November 2009 to implement that capital plan.
- In cases in which the SCAP indicated that an additional capital buffer was warranted, institutions had an opportunity to turn first to private sources of capital, but were also eligible to receive government capital via investment available immediately through the CAP. Eligible U.S. banks that did not participate in the SCAP could apply to their primary federal regulator to receive capital under the CAP.

## Targeted Investment Program and AIG Investment

Pursuant to EESA, Treasury has provided additional assistance on a case-by-case basis in order to stabilize institutions that were considered systemically significant to prevent broader disruption of financial markets. Treasury has provided this assistance by purchasing preferred shares in the institutions. As part of those transactions Treasury has also received warrants to purchase common shares in the institutions. Assistance under these programs was provided to:

**Targeted Investment Program (TIP)**

- Under the TIP, Treasury purchased \$20 billion in preferred stock from Citigroup, Inc. and \$20 billion in preferred stock from Bank of America Corporation. Both preferred stock agreements pay a dividend of eight percent per annum. These investments were in addition to CPP investments in these institutions. As part of an exchange offer designed to strengthen Citigroup's capital, Treasury exchanged all its preferred shares in Citigroup for a combination of common shares and trust preferred securities, and the TIP preferred shares were exchanged for trust preferred securities.
- In December 2009, Bank of America and Citigroup repaid their TIP investments in full.

**American International Group (AIG)**

- In November 2008, Treasury purchased \$40 billion in preferred stock from AIG. In April 2009, it also created an equity capital facility, under which AIG may draw up to \$29.8 billion as needed in exchange for issuing additional preferred stock to Treasury. As of December 31, 2009, AIG has drawn \$5.34 billion from the facility. The preferred stock pays a non-cumulative dividend of ten percent per year.
- The Federal Reserve Bank of New York (FRBNY) also provided loans to AIG. In connection with such loans, the FRBNY received convertible preferred shares representing approximately 79.8% of the current voting power of the AIG common shares. These preferred shares were deposited in a trust, created by the FRBNY. The U.S. Treasury (i.e., the general fund) is the beneficiary of this trust.

**Asset Guarantee Program**

Under the AGP, Treasury supported the value of certain assets held by qualifying financial institutions, by helping them absorb unexpectedly large losses on certain assets. The program was designed for financial institutions whose failure could harm the financial system and has been used in conjunction with other forms of exceptional assistance.

**How did AGP work?**

- The pool of covered assets is proposed by the financial institution in consultation with federal regulators and Treasury, and then Treasury applies certain credit tests and asset filters in order to determine the final pool of covered assets.
- As compensation for its guarantee, Treasury collected a premium in the form of preferred stock, warrants, or other form approved by Treasury.
- As required by EESA, an actuarial analysis was used to ensure that the expected value of the premium is no less than the expected value of the losses to TARP from the guarantee. The U.S. government also provided a set of asset management guidelines that the institution must follow with respect to the guaranteed pool.

**Who Received Assistance Under AGP?****Citigroup**

- Treasury guaranteed up to \$5 billion of potential losses incurred on a \$301 billion pool of loans, mortgage-backed securities, and other financial assets held by Citigroup. The Federal Reserve and the FDIC were also parties to this arrangement. In consideration for the guarantee, Treasury received \$4.03 billion in preferred securities that pay a dividend of eight percent per annum. Treasury also received a warrant to purchase approximately 66 million shares of common stock at a strike price of \$10.61 per share.
- As part of the exchange offer noted earlier, Treasury exchanged preferred shares received under the AGP program for an equivalent amount of trust preferred securities paying interest at the same rate.
- Treasury did not become obligated to pay on its guaranty unless and until Citigroup has absorbed \$39.5 billion of losses on the covered pool. Treasury would then have covered 90 percent of all losses on the covered pool, up to a maximum of \$5 billion.
- On November 17, 2009, Citigroup and the U.S. Federal parties reached agreement upon, and finalized, the precise assets constituting the covered pool.
- On December 23, 2009, Citigroup and the U.S. Federal parties terminated the Master Agreement for this guarantee arrangement and Treasury agreed to cancel \$1.8 billion of the trust preferred securities it held as premium for the guarantee.

**Bank of America**

- In January 2009, Treasury, the Federal Reserve and the FDIC agreed to share potential losses on a \$118 billion pool of financial instruments owned by Bank of America, consisting of securities backed by residential and commercial real estate loans and corporate debt and derivative transactions that reference such securities, loans and associated hedges.
- Bank of America agreed to absorb all eligible losses in the pool up to \$10 billion. Treasury and the FDIC agreed to share eligible losses in the pool in excess of that amount, up to \$10 billion, with Treasury's share capped at \$7.5 billion. All further losses were to be shared ninety percent by the Federal Reserve and ten percent by Bank of America.
- On September 21, 2009, negotiations were terminated with Bank of America concerning the asset guarantee arrangement announced in January 2009. In connection with that termination and in recognition of the benefits provided by entering into the term sheet for such arrangement, Bank of America paid the U.S. government \$425 million.

## Automotive Industry Financing Program

### What is the AIFP?

- The Automotive Industry Financing Program (AIFP) was developed in December 2008 to prevent a significant disruption of the U.S. automotive industry, because the potential for such a disruption posed a systemic risk to financial market stability and would have had a negative effect on the economy. AIFP funding has helped enable New General Motors and New Chrysler to become more viable auto manufacturing companies.
- In the related Auto Supplier Support Program (ASSP), Treasury provides loans to ensure that auto suppliers receive compensation for their services and products, regardless of the condition of the auto companies that purchase their products.

### How does the AIFP work?

- Treasury has provided approximately \$80 billion in loans and equity investments to General Motors, GMAC, Chrysler, and Chrysler Financial.
- Short-term funding was initially provided to GM and Chrysler on the condition that they develop plans to achieve long-term viability. In cooperation with the Administration, GM and Chrysler eventually developed satisfactory viability plans and successfully conducted in bankruptcy proceedings sales of their assets to new entities: Chrysler's sale process was completed in 42 days and GM's was completed in 40 days. Treasury provided additional assistance during the respective periods.
- The terms of the assistance impose a number of restrictions on the recipients. Among other things, they must adhere to rigorous executive compensation standards and other measures to protect the taxpayer's interests, including limits on the institution's expenditures and other corporate governance requirements.

See below to learn how AIFP has helped each participating company.

### Chrysler

- On January 2, 2009, Treasury loaned \$4 billion to Chrysler Holding to give it time to implement a viable restructuring plan. On March 30, the Administration determined that the business plan submitted by Chrysler failed to demonstrate viability and announced that in order for Chrysler to receive additional taxpayer funds, it needed to find a partner. Chrysler made the determination that forming an alliance with Fiat was the best course of action for its stakeholders.
- Treasury continued to support Chrysler as it formed an alliance with Fiat. In connection with Chrysler's bankruptcy proceedings filed on April 30, 2009, Treasury provided an additional \$1.9 billion under a debtor-in-possession financing agreement to assist Chrysler during the bankruptcy. On June 10, 2009, pursuant to a court-approved order, substantially all of Chrysler's assets were sold to the newly formed entity, Chrysler Group LLC (New Chrysler). Treasury committed to loan \$6.6 billion to New Chrysler in working capital funding, and New Chrysler has drawn \$4.6 billion of this amount. New Chrysler also assumed \$500 million of Chrysler Holding's initial loans from Treasury.

When the sale to New Chrysler was completed, Treasury received 9.9% of the common equity in New Chrysler.

- The original loans to Chrysler Holding, excluding the \$500 million of debt that was assumed by New Chrysler, remain outstanding and are in default. In July 2009, Chrysler Holding agreed to pay the greater of \$1.375 billion or 40% of the equity value of Chrysler Financial to Treasury should Chrysler Holding receive certain distributions from Chrysler Financial and Treasury agreed to certain forbearance with respect to Chrysler Holding's loans.
- Treasury currently owns 9.9% of the equity in New Chrysler, and was owed \$5.1 billion of debt from New Chrysler. The original loans to Chrysler remain outstanding, but are reduced by \$500 million of debt that was assumed by New Chrysler. Current equity ownership in New Chrysler is as follows: the Chrysler Voluntary Employee Benefit Association (VEBA) (67.7%), Fiat (20%), Treasury (9.9%) and the Government of Canada (2.5%).

### **Chrysler Financial**

- On January 16, 2009, Treasury announced that it would lend up to \$1.5 billion to a special purpose vehicle (SPV) created by Chrysler Financial to enable the company to finance the purchase of Chrysler vehicles by consumers. To satisfy the EESA warrant requirement, the Chrysler Financial SPV issued additional notes entitling Treasury to an amount equal to five percent of the maximum loan amount. Twenty percent of those notes vested upon the closing of the transaction, and additional notes were to vest on each anniversary of the transaction closing date. The loan was fully drawn by April 9, 2009. On July 14, 2009, Chrysler Financial fully repaid the loan, including the vested additional notes and interest.

### **General Motors**

- On December 31, 2008, Treasury agreed to make loan \$13.4 billion to General Motors Corporation to fund working capital. Under the loan agreement, GM was also required to implement a viable restructuring plan. The first plan GM submitted failed to establish a credible path to viability, and the deadline was extended to June 1. Treasury loaned an additional \$6 billion to fund GM during this period. To achieve an orderly restructuring, GM filed for bankruptcy on June 1, 2009. Treasury provided \$30.1 billion under a debtor-in-possession financing agreement to assist GM during the bankruptcy. The new entity, General Motors Company (New GM), began operating on July 10, 2009, following its purchase of most of the assets of the Old GM.
- When the sale to New GM was completed on July 10, Treasury converted most of its loans to 60.8% of the common equity in the New GM and \$2.1 billion in preferred stock. Treasury continues to hold loans in the amount of \$6.7 billion. The New GM currently has the following ownership: Treasury (60.8%), GM Voluntary Employee Benefit Association (VEBA) (17.5%), the Canadian Government (11.7%), and Old GM's unsecured bondholders (10%).
- In November, General Motors agreed, subject to certain conditions, to begin quarterly repayments in December 2009 of its \$6.7 billion loan.

**GMAC**

- On December 29, 2008, Treasury purchased \$5 billion in senior preferred equity from GMAC LLC, and received an additional \$250 million in preferred shares through warrants that Treasury exercised at closing. At the same time, Treasury also agreed to lend up to \$1 billion of TARP funds to GM (one of GMAC's owners), to purchase additional ownership interests in GMAC's rights offering. GM drew \$884 million under that commitment on January 16, 2009.
- In May 2009, regulators required GMAC to raise additional capital by November 2009 in connection with the SCAP. On May 21, 2009, Treasury purchased \$7.5 billion of convertible preferred shares from GMAC and received warrants that Treasury exercised at closing for an additional \$375 million in convertible preferred shares, which enabled GMAC to partially meet the SCAP requirements. Additional Treasury investments in GMAC were contemplated to enable GMAC to satisfy the SCAP requirements.
- On May 29, 2009, Treasury exercised its option to exchange the \$884 million loan it had made to GM in January 2009 for 35.4% of the common membership interests in GMAC.
- On December 30, 2009, Treasury:
  - Invested an additional \$3.8 billion in GMAC, consisting of \$2.54 billion of trust preferred securities (TRUPs), which are senior to all other capital securities of GMAC, and \$1.25 billion of Mandatory Convertible Preferred Stock (MCP), and received warrants, which were immediately exercised, to purchase an additional \$127 million of TRUPs and \$63 million of MCP.
  - Converted \$3 billion of its existing MCP, which was purchased in May 2009, into common stock.
  - Exchanged \$5.25 billion of preferred stock into MCP.
  - For the conversion price of the MCP to common stock, acquired a "reset" for an adjustment in 2011, if beneficial to Treasury, based on the market price of GMAC's private capital transactions occurring in 2010.
- As a result of the December 2009 transactions, Treasury's equity ownership of GMAC increased from 35 percent to 56.3 percent and Treasury holds \$11.4 billion of MCP in GMAC. Treasury has the right to appoint two additional directors to the GMAC Board of Directors, so that four of nine directors will be appointed by Treasury.

**Consumer and Business Lending Initiative (TALF and Small Business)****What is the Term Asset-Backed Securities Loan Facility (TALF)?**

- The Term Asset-Backed Securities Loan Facility (TALF) is a lending facility operated by the Federal Reserve Bank of New York. The FRBNY provides term non-recourse loans



collateralized by AAA-rated asset-backed securities (ABS) backed by new or recently originated auto loans, student loans, credit card loans, equipment loans, floor plan loans, insurance premium finance loans, residential mortgage servicing advances, or commercial mortgage loans, including legacy commercial mortgage loans, as well as collateralized by loans guaranteed by the Small Business Administration. Treasury provides credit support for TALF as part of Treasury's Consumer and Business Lending Initiative.

### **How does the TALF work?**

- On fixed days each month investors can request the FRBNY to make loans secured by eligible consumer, small business ABS, or commercial mortgage backed securities (CMBS). Assuming that the borrower and the ABS or CMBS it plans to pledge as collateral meet FRBNY's requirements, the investor will receive the requested funding. Most borrowers use the loan, together with their own funds, to purchase the ABS that serves as collateral for the TALF loans.
- If the borrower does not repay the loan, the FRBNY will enforce its rights in the collateral and sell the collateral to a special purpose vehicle (SPV) established specifically for the purpose of purchasing and managing such assets. The SPV is funded, in part, by a \$20 billion subordinated loan commitment from Treasury.
- On August 17, 2009, Treasury and the FRBNY announced the extension of the TALF for newly-issued ABS and legacy CMBS through March 31, 2010. In addition, TALF will make loans against newly issued CMBS through June 30, 2010. There were no further additions to the types of collateral eligible for the TALF.

### **What is the Small Business and Community Lending Initiative?**

- Under the Small Business and Community Lending Initiative to ensure that credit flows to entrepreneurs and small business owners, Treasury has taken measures to complement the Administration's actions to help small businesses recover and grow, including several tax cuts under the American Recovery and Reinvestment Act and a temporary increase in the Small Business Administration (SBA) guarantee for certain types of loans. Treasury is developing a program to purchase in the secondary market securities backed by 7(a) loans guaranteed by the Small Business Administration.

## **Legacy Securities Public-Private Investment Program**

### **What is the Legacy Securities Public-Private Investment Program (S-PPIP)?**

- The Legacy Securities Public-Private Investment Program is intended to address the problem of legacy real estate-related assets, support market functioning and facilitate price discovery in the market for non-agency mortgage-backed securities (MBS), allowing banks and other financial institutions to re-deploy capital and extend new credit to households and businesses. Both residential and commercial MBS are pools of mortgages bundled together by financial institutions. Rights to receive a portion of the cash generated by the pools are sold as securities in the financial markets, in the same

way a stock or bond would be sold in financial markets. The term “legacy assets” generally refers to loans, asset-backed securities, and other types of assets that were originated or issued before the financial markets for these types of assets deteriorated significantly in 2008.

- The Public-Private Investment Program was announced as part of the Financial Stability Plan, which also originally included a program for legacy loans that would be administered by the FDIC.
- In the latter months of 2009, financial market conditions have improved, the prices of legacy securities have appreciated and the results of the Supervisory Capital Assessment Program enabled banks to raise substantial amounts of capital as a buffer against weaker than expected economic conditions, all of which have enabled Treasury to proceed with the PPIP program at a scale smaller than initially envisioned.

### **How does the Legacy Securities PPIP work?**

- Treasury is partnering with selected fund managers to purchase commercial and non-agency residential and commercial MBS under the S-PPIP.
- Treasury provides equity as well as debt financing to investment partnerships formed by the fund managers. Treasury will invest one-half of the total equity committed to the partnership; the remainder must be raised by the fund manager from private sector sources. Treasury also will make a loan to each investment partnership. The loan will earn interest and must be repaid at the end of the life of the fund.
- Treasury’s maximum equity obligation to a PPIF is expected to be \$1.11 billion, and Treasury’s maximum debt financing obligation to a PPIF is expected to be \$2.22 billion.
- The equity investment, together with warrants received by Treasury, ensures that if these PPIFs perform well, the U.S. Treasury will benefit from the upside of the performance alongside private investors.
- The S-PPIP is designed to help the financial system recover by enabling institutions that hold mortgage-backed securities to sell them, thereby freeing up their capital for other purposes.
- Treasury carefully designed the S-PPIP terms to protect the interests of taxpayers. Fund managers may not acquire assets from or sell assets to their affiliates or any other PPIF fund manager or private investor that has committed at least ten percent of the aggregate private capital raised by such fund manager. Fund managers must submit regular monthly reports about assets purchased, assets disposed, asset values, and profits and losses. Due to the possibility of actual or potential conflicts of interest inherent in any market-based investment program, fund managers also must agree to abide by ethical standards and conflicts of interest and compliance rules and a process for ensuring adherence to these rules developed by Treasury. In developing these requirements, Treasury worked closely with, among others, the staff of the SIGTARP and the Federal Reserve.



## S-PPIP Fund Managers

- Following a comprehensive two-month application, evaluation, and selection process, during which Treasury received over 100 unique applications to participate in the Legacy Securities PPIP, in July 2009 Treasury pre-qualified the following firms to participate as fund managers in the program:
  - AllianceBernstein, LP and its sub-advisors Greenfield Partners, LLC and Rialto Capital Management, LLC;
  - Angelo, Gordon & Co., L.P. and GE Capital Real Estate;
  - BlackRock, Inc.;
  - Invesco Ltd.;
  - Marathon Asset Management, L.P.;
  - Oaktree Capital Management, L.P.;
  - RLJ Western Asset Management, LP;
  - The TCW Group, Inc.;
  - Wellington Management Company, LLP.
- In addition, these firms have committed to establishing partnerships with small, minority-, and women-owned businesses.
- On January 4, 2010, Treasury and TCW entered into a Winding-Up and Liquidation Agreement. Following the recent departure of certain key investment professionals at TCW, Treasury, the private investors, and TCW have agreed, after careful consideration, that it is in the best interest of all investors to end the TCW PPIF investment period, release each limited partner (including Treasury) from its capital commitment to the fund, and liquidate the fund in a manner that maximizes value to all investors. The TCW PPIF had approximately \$2 billion of total equity capital commitments (\$1 billion of private investor capital and \$1 billion of Treasury capital). Treasury had also provided an additional \$2 billion of debt capital. Though the TCW PPIF had access to approximately \$4.1 billion of total purchasing power, only \$513 million of total capital was actually funded. Private investors will be offered the option to re-allocate their underfunded capital commitments and proceeds from the TCW PPIF liquidation to any of the eight other PPIFs.

## Making Home Affordable

### What is the Home Affordable Modification Program?

- The Home Affordable Modification Program (HAMP) is designed to give up to 3 to 4 million homeowners an opportunity to reduce their monthly mortgage payments to more affordable levels. HAMP includes both GSE and non-GSE mortgages. GSE stands for “government sponsored enterprise,” and in this report refers to Fannie Mae and Freddie Mac.
- Up to \$50 billion of TARP funds will be used to encourage the modification of non-GSE mortgages that financial institutions own and hold in their portfolios (whole loans) and mortgages held in private-label securitization trusts.

### How does the HAMP work?

- Homeowners participating in HAMP work with HUD-certified housing counselors and mortgage servicers to have their monthly first lien mortgage payments adjusted to no more than 31 percent of monthly gross income. In other words, HAMP is primarily designed to enable responsible homeowners to stay in their homes by reducing mortgage payments to an affordable level.

### What are the HPDP, Second Lien Program and Home Affordable Foreclosure Alternatives Programs?

- The Home Price Decline Protection (HPDP) program is a component of HAMP. HPDP provides additional incentive payments for modifications on properties located in areas where home prices have recently declined. The purpose of the program is to encourage additional lender participation and HAMP modifications in areas hardest hit by falling home prices and ensure that borrowers in those areas have the opportunity to stay in their homes, thereby minimizing foreclosures, which further depress home values.
- The Second Lien Modification Program (2MP) will provide incentives for second-lien holders to modify or extinguish a second-lien mortgage when a modification has been initiated on the first lien mortgage for the same property under HAMP.
- The Home Affordable Foreclosure Alternatives Program (HAFA) will provide financial incentives to borrowers, servicers, and investors who utilize a short-sale or deed-in-lieu (DIL) to avoid foreclosure on a HAMP-eligible loan.

## Office of the Special Master for TARP Executive Compensation

### What is the scope of the Office of the Special Master?

- In June 2009, Treasury published the Interim Final Rule (the “Rule”) on executive compensation, promulgated under the EESA as amended by the American Recovery and Reinvestment Act of 2009. The Rule contains distinct requirements for recipients of TARP funding under certain programs, including CPP participants and recipients of exceptional assistance. The exceptional assistance recipients currently include the following firms: AIG, Chrysler, Chrysler Financial, GM and GMAC. Bank of America and Citigroup ceased to be exceptional assistance recipients upon their respective repayments of TARP obligations in December 2009.

### Power to Review Executive Compensation

In addition to establishing the Office of the Special Master, the Rule provided the Special Master with specific powers designed to ensure that executive pay at these firms is in line with long-term value creation and financial stability. These include:

- *Review of Payments:* For recipients of exceptional assistance, the Special Master is required to review and approve compensation structures, including payments made

pursuant to those structures, for the senior executive officers and 20 next most highly paid employees.

- *Review of Structures:* For each exceptional assistance recipient, the Special Master is required to review and approve compensation structures for all executive officers and the 100 most highly compensated employees.
- *Interpretation:* The Special Master has interpretive authority over the executive compensation provisions of EESA and the Interim Final Rule. Accordingly, the Special Master will make all determinations as to the application of those provisions to particular facts.
- *Review of Prior Payments:* The Special Master is required to review any bonuses, retention awards, and other compensation paid to employees of each TARP recipient prior to February 17, 2009, to determine whether the payments were contrary to the public interest. If the payment is determined to be contrary to the public interest, the Special Master will be responsible for negotiating for reimbursements of such payments.

### **Special Master Determinations**

On October 22, 2009, the Special Master for TARP Executive Compensation Kenneth R. Feinberg released determinations on the compensation packages for the five most senior executive officers and the next 20 most highly compensated employees at the seven firms that were then exceptional assistance recipients.

On December 11, 2009, the Special Master issued determinations on compensation structures for exceptional assistance recipients' executive officers and up to 75 additional most highly compensated employees not addressed in the October 22, 2009 decisions. Unlike the October determinations, which addressed specific amounts payable to executives, Treasury regulations required these rulings to address only compensation structures. Because Bank of America previously repaid its TARP obligations, and the compensation of Chrysler and Chrysler Financial executives were within the \$500,000 "safe harbor" limitation in Treasury's compensation regulations, the December 11 determinations address only four of the initial seven exceptional assistance recipients.

In December 2009, the Special Master also issued several supplemental determinations, including approvals of compensation packages for newly hired executives and GM and GMAC. These and all other Special Master determinations are available at <http://www.FinancialStability.gov/about/executivecompensation.html>.

The Special Master is in the process of requesting 2010 compensation proposals for the exceptional assistance recipients.

### **Luxury Policies and Certifications**

- All TARP recipients are required to adopt a luxury expenditure policy consistent with the requirements of the Rule, provide the policy to Treasury and post the policy on their Internet website, in each case, within 90 days following publication of the Rule (or, if later, 90 days following the closing date of the agreement between the TARP recipient and Treasury). These policies are generally required to address expenses including

entertainment or other events, office and facility renovations, and aviation or other transportation services.

The Rule also requires that the compensation committee, CEO, and CFO, of each TARP recipient provide certain certifications to Treasury with respect to compliance with the Rule. These certifications are due within 120 days of the completion of the TARP recipient's fiscal year.

## **How Treasury Exercises Its Voting Rights**

Treasury is a shareholder in the new General Motors, the new Chrysler, GMAC and Citigroup. The Obama Administration has stated that core principles will guide Treasury's management of financial interests in private firms. One such principle is that the United States government will not interfere with or exert control over day-to-day company operations and, in the event the government obtains ownership interests, it will vote only on key governance issues. These core principles also include Treasury's commitment to seek to dispose of its ownership interests as soon as practicable. Treasury will follow these principles in a manner consistent with the obligation to promote the liquidity and stability of the financial system.

Treasury does not participate in the day-to-day management of any company in which it has an investment nor is any Treasury employee a director of any such company. Treasury's investments have generally been in the form of non-voting securities or loans. For example, the preferred shares that Treasury holds in financial institutions under the Capital Purchase Program do not have voting rights except in certain limited circumstances, such as amendments to the charter of the company, or in the event dividends are not paid for several quarters, in which case Treasury has the right to elect two directors to the board.

Treasury has announced that it will follow the following principles in exercising its voting rights:

### **Governance Principles for companies in which Treasury directly holds voting stock**

- 1) Treasury intends to exercise its right to vote only on certain matters consisting of:
  - The election or removal of directors
  - Certain major corporate transactions such as mergers, sales of substantially all assets, and dissolution
  - Issuances of equity securities where shareholders are entitled to vote
  - Amendments to the charter or bylaws.
- 2) On all other matters, Treasury will either abstain from voting or vote its shares in the same proportion (for, against or abstain) as all other shares of the company's stock are voted.

For public companies such as Citigroup, Treasury has entered into an agreement in which these principles are set forth. For private companies such as GM, GMAC and Chrysler, Treasury follows the principles voluntarily or as set forth in a stockholder agreement. In GM, they are largely reflected as terms following an initial public offering (IPO).

**Governance of AIG**

In the case of AIG:

- The U.S. Treasury is the beneficiary of a trust created by the Federal Reserve Bank of New York (FRBNY). That trust owns shares having 79.8% of the voting rights of the common stock. The FRBNY has appointed three independent trustees who have the power to vote the stock and dispose of the stock with prior approval of FRBNY and after consultation with Treasury. The trust agreement provides that the trustees cannot be employees of Treasury or the FRBNY. The trust exists for the benefit of the U.S. Treasury, and the Department of the Treasury does not control the trust and it cannot direct the trustees.
- Treasury owns preferred stock which does not have voting rights except in certain limited circumstances (such as amendments to the charter) or in the event dividends are not paid for four quarters, in which case Treasury has the right to elect up to three directors to the board.

## **Appendix 2 – Financial Statement**

Attached as Appendix 2 is the financial statement required under Sections 105(a)(2) and (3) of EESA for the period ending December 31, 2009.

United States Department of Treasury  
Office of Financial Stability  
Troubled Asset Relief Program

Report of Administrative Obligations and Expenditures [Section 105(a)(2)]

	Budget Object Class (BOC)	Budget Object Class Title	For Period Ending December 31, 2009		For Period Ending January 31, 2010	
			Obligations	Expenditures	Projected Obligations	Projected Expenditures
PERSONNEL SERVICES	1100 & 1200	PERSONNEL COMPENSATION & BENEFITS	\$ 21,596,766	\$ 21,339,480	\$ 23,979,000	\$ 23,832,000
<b>PERSONNEL SERVICES Total:</b>			<b>\$ 21,596,766</b>	<b>\$ 21,339,480</b>	<b>\$ 23,979,000</b>	<b>\$ 23,832,000</b>
NON-PERSONNEL SERVICES	2100	TRAVEL & TRANSPORTATION OF PERSONS	\$ 420,922	\$ 387,868	\$ 469,000	\$ 441,000
	2200	TRANSPORTATION OF THINGS	11,960	11,960	12,000	12,000
	2300	RENTS, COMMUNICATIONS, UTILITIES & MISC CHARGES	229,092	88,930	229,300	105,000
	2400	PRINTING & REPRODUCTION	395	395	400	400
	2500	OTHER SERVICES	66,818,800	48,409,231	70,456,000	52,171,000
	2600	SUPPLIES AND MATERIALS	300,145	290,167	317,000	306,000
	3100	EQUIPMENT	232,054	222,675	232,100	223,000
	3200	LAND & STRUCTURES	-	-	-	-
	4300	INTEREST & DIVIDENDS	8	8	8	8
<b>NON-PERSONNEL SERVICES Total:</b>			<b>\$ 68,013,376</b>	<b>\$ 49,411,234</b>	<b>\$ 71,715,808</b>	<b>\$ 53,258,408</b>
<b>GRAND TOTAL:</b>			<b>\$89,610,142</b>	<b>70,750,714</b>	<b>\$ 95,694,808</b>	<b>\$ 77,090,408</b>

U.S. Treasury Department  
Office of Financial Stability

Troubled Asset Relief Program

Agreements Under TARP [Section 105(a)(3)(A)]

For Period Ending December 31, 2009

Date Approved or Renewed	Type of Transaction	Vendor	Purpose
10/10/2008	BPA	Simpson, Thacher & Bartlett	Legal Services
10/11/2008	BPA	EnnisKnupp	Investment and Advisory Services
10/14/2008	Financial Agent	Bank of New York Mellon	Custodian and Cash Management
10/16/2008	BPA	PricewaterhouseCoopers	Internal Control Services
10/18/2008	BPA	Ernst & Young	Accounting Services
10/23/2008	IAA	GSA - Turner Consulting*	Archiving Services
10/29/2008	BPA	Hughes Hubbard & Reed	Legal Services
10/29/2008	BPA	Squire Sanders & Dempsey	Legal Services
10/31/2008	Contract	Lindholm & Associates*	Human Resources Services
11/7/2008	BPA	Thacher Proffitt & Wood**	Legal Services
11/14/2008	IAA	Securities and Exchange Commission	Detailees
11/14/2008	Procurement	CSC Systems and Solutions	IT Services
12/3/2008	IAA	Trade and Tax Bureau - Treasury	IT Services
12/5/2008	IAA	Department of Housing and Urban Development	Detailees
12/5/2008	Procurement	Washington Post	Vacancy Announcement
12/10/2008	BPA	Thacher Proffitt & Wood**	Legal Services
12/12/2008	IAA	Pension Benefit Guaranty Corp.	Legal Services
12/15/2008	IAA	Office of Thrift Supervision	Detailees
12/24/2008	Procurement	Cushman and Wakefield of VA, Inc.	Painting
1/6/2009	IAA	Office of the Controller of the Currency	Detailees
1/6/2009	IAA	State Department	Detailees
1/7/2009	Procurement	Colonial Parking	Parking
1/9/2009	IAA	Internal Revenue Service	Detailees
1/27/2009	BPA	Cadwalader Wickersham & Taft, LLP	Legal Services
1/27/2009	Procurement	Whitaker Brothers Bus. Machines*	Office Machines
2/2/2009	IAA	Government Accountability Office	Oversight
2/9/2009	Contract	Pat Taylor and Associates, Inc*	Temporary Employee Services
2/12/2009	Contract	Locke Lord Bissell & Lidell LLP	Legal Services
2/18/2009	Financial Agent	Freddie Mac	Homeownership Program
2/18/2009	Financial Agent	Fannie Mae	Homeownership Program
2/20/2009	IAA	Congressional Oversight Panel	Oversight
2/20/2009	Contract	Simpson, Thacher & Bartlett	Legal Services
2/22/2009	Contract	Venable LLP	Legal Services
3/6/2009	Contract	Boston Consulting Group	Management Consulting Support
3/16/2009	Financial Agent	EARNEST Partners	Asset Management Services
3/23/2009	Procurement	Heery International Inc.	Architects
3/30/2009	Contract	McKee Nelson, LLP***	Legal Services
3/30/2009	Contract	Sonnenschein Nath & Rosenthal	Legal Services
3/30/2009	Contract	Cadwalader Wickersham & Taft, LLP	Legal Services
3/30/2009	Contract	Haynes and Boone LLP	Legal Services
3/31/2009	BPA	FI Consulting*	Modeling and Analysis
4/3/2009	Procurement	American Furniture Rentals*	Office Furniture
4/17/2009	Procurement	Herman Miller	Office Furniture
4/17/2009	IAA	Bureau of Printing and Engraving	Detailee
4/21/2009	Financial Agent	AllianceBernstein	Asset Management Services
4/21/2009	Financial Agent	FSI Group	Asset Management Services
4/21/2009	Financial Agent	Piedmont Investment Advisors	Asset Management Services
5/4/2009	IAA	Federal Reserve	Detailee
5/14/2009	Contract	Phacil*	FOIA Services
5/14/2009	IAA	Department of Treasury - US Mint	Administrative Support
5/22/2009	IAA	Department of Justice - ATF	Detailee
5/26/2009	Contract	Anderson, McCoy & Orta, LLP*	Legal Services
5/26/2009	Contract	Simpson, Thacher & Bartlett	Legal Services
6/5/2009	Contract	Department of Treasury - Internal Revenue Service	Administrative Support
6/8/2009	IAA	Department of Treasury - Financial Management Service	Administrative Support
6/29/2009	IAA	Department of Interior	Administrative Support
7/15/2009	Contract	Judicial Watch	Legal Advisory
7/17/2009	Contract	Korn Ferry International	Administrative Support
7/30/2009	Contract	Cadwalader Wickersham & Taft, LLP	Legal Advisory
7/30/2009	Contract	Debevoise & Plimpton, LLP	Legal Advisory
7/30/2009	Contract	Fox Hefter Swibel Levin & Carol, LLP	Legal Advisory
8/11/2009	IAA	NASA	Detailee
8/18/2009	Contract	Mercer, Inc.	Administrative Support
9/2/2009	Contract	Knowledge Mosaic Inc.*	Administrative Support
9/10/2009	Contract	Equilar, Inc.*	Administrative Support
9/14/2009	Contract	PricewaterhouseCoopers	Asset Management Services
9/30/2009	Contract	SNL Financial LC	Financial Advisory
12/8/2009	BPA	Anderson, McCoy & Orta, LLP*	Legal Services
12/22/2009	Financial Agent	Avondale Investments, LLC*	Financial Advisory
12/22/2009	Financial Agent	Bell Rock Capital, LLC*	Financial Advisory
12/22/2009	Financial Agent	Howe Barnes Hoefler and Arnett, Inc.	Financial Advisory
12/22/2009	Financial Agent	KBW Asset Management, Inc.	Financial Advisory
12/22/2009	Financial Agent	Lombardia Capital Partners, LLC*	Financial Advisory
12/22/2009	Financial Agent	Paradigm Asset Management, LLC*	Financial Advisory

\* Small or Women-, or Minority-Owned Small Business

\*\*Contract responsibilities assumed by Sonnenschein Nath & Rosenthal via novation.

\*\*\*Contract responsibilities assumed by Bingham McCutchen, LLP via novation.



**U.S. Treasury Department  
Office of Financial Stability**

**Troubled Asset Relief Program**

**Insurance Contracts [Section 105(a)(3)(B)]**

**For Period Ending December 31, 2009**

Name	Amount
------	--------

---

Termination of the \$5,000,000,000 Master Agreement between Citigroup and the UST, and FDIC occurred on December 23, 2009 due to the improvement of Citigroup's financial condition and financial market stability.

U.S. Treasury Department  
Office of Financial Stability

Troubled Asset Relief Program

Transactions Report [Section 105(3)(C, D, G)]

For Period Ending December 31, 2009

CAPITAL PURCHASE PROGRAM

Footnote	Purchase Date	Seller			Purchase Details			Capital Repayment Details		Treasury Investment Remaining After Capital Repayment		Final Disposition		
		Name of Institution	City	State	Investment Description	Investment Amount	Pricing Mechanism	Capital Repayment Date	Capital Repayment Amount <sup>6</sup>	Remaining Capital Amount	Remaining Investment Description	Final Disposition Date	Disposition Investment Description	Final Disposition Proceeds
	10/28/2008	Bank of America Corporation	Charlotte	NC	Preferred Stock w/ Warrants	\$ 15,000,000,000	Par	12/9/2009 <sup>4</sup>	\$ 15,000,000,000	\$ 0	Warrants			
11	10/28/2008	The Bank of New York Mellon Corporation	New York	NY	Preferred Stock w/ Warrants	\$ 3,000,000,000	Par	6/17/2009 <sup>4</sup>	\$ 3,000,000,000	\$ 0	Warrants	8/5/2009	Warrants	R \$ 136,000,000
	10/28/2008	Citigroup Inc.	New York	NY	Common Stock w/ Warrants	\$ 25,000,000,000	Par							
	10/28/2008	The Goldman Sachs Group, Inc.	New York	NY	Preferred Stock w/ Warrants	\$ 10,000,000,000	Par	6/17/2009 <sup>4</sup>	\$ 10,000,000,000	\$ 0	Warrants	7/22/2009	Warrants	R \$ 1,100,000,000
	10/28/2008	JPMorgan Chase & Co.	New York	NY	Preferred Stock w/ Warrants	\$ 25,000,000,000	Par	6/17/2009 <sup>4</sup>	\$ 25,000,000,000	\$ 0	Warrants	12/10/2009	Warrants	A \$ 950,318,243
	10/28/2008	Morgan Stanley	New York	NY	Preferred Stock w/ Warrants	\$ 10,000,000,000	Par	6/17/2009 <sup>4</sup>	\$ 10,000,000,000	\$ 0	Warrants	8/12/2009	Warrants	R \$ 950,000,000
	10/28/2008	State Street Corporation	Boston	MA	Preferred Stock w/ Warrants	\$ 2,000,000,000	Par	6/17/2009 <sup>5</sup>	\$ 2,000,000,000	\$ 0	Warrants	7/8/2009	Warrants <sup>9</sup>	R \$ 60,000,000
	10/28/2008	Wells Fargo & Company	San Francisco	CA	Preferred Stock w/ Warrants	\$ 25,000,000,000	Par	12/23/2009 <sup>4</sup>	\$ 25,000,000,000	\$ 0	Warrants			
	11/14/2008	Bank of Commerce Holdings	Redding	CA	Preferred Stock w/ Warrants	\$ 17,000,000	Par							
	11/14/2008	1st FS Corporation	Hendersonville	NC	Preferred Stock w/ Warrants	\$ 16,369,000	Par							
14	11/14/2008	UCBH Holdings, Inc.	San Francisco	CA	Preferred Stock w/ Warrants	\$ 298,737,000	Par							
	11/14/2008	Northern Trust Corporation	Chicago	IL	Preferred Stock w/ Warrants	\$ 1,576,000,000	Par	6/17/2009 <sup>4</sup>	\$ 1,576,000,000	\$ 0	Warrants	8/26/2009	Warrants	R \$ 87,000,000
	11/14/2008	SunTrust Banks, Inc.	Atlanta	GA	Preferred Stock w/ Warrants	\$ 3,500,000,000	Par							
3a - 11/24/2009	11/14/2008	Broadway Financial Corporation	Los Angeles	CA	Preferred Stock	\$ 9,000,000	Par							
	11/14/2008	Washington Federal, Inc.	Seattle	WA	Preferred Stock w/ Warrants	\$ 200,000,000	Par	5/27/2009 <sup>4</sup>	\$ 200,000,000	\$ 0	Warrants			
	11/14/2008	BB&T Corp.	Winston-Salem	NC	Preferred Stock w/ Warrants	\$ 3,133,640,000	Par	6/17/2009 <sup>4</sup>	\$ 3,133,640,000	\$ 0	Warrants	7/22/2009	Warrants	R \$ 67,010,402
	11/14/2008	Provident Bancshares Corp.	Baltimore	MD	Preferred Stock w/ Warrants	\$ 151,500,000	Par							
	11/14/2008	Umpqua Holdings Corp.	Portland	OR	Preferred Stock w/ Warrants	\$ 214,181,000	Par							
	11/14/2008	Comerica Inc.	Dallas	TX	Preferred Stock w/ Warrants	\$ 2,250,000,000	Par							
	11/14/2008	Regions Financial Corporation	Birmingham	AL	Preferred Stock w/ Warrants	\$ 3,500,000,000	Par							
	11/14/2008	Capital One Financial Corporation	McLean	VA	Preferred Stock w/ Warrants	\$ 3,555,199,000	Par	6/17/2009 <sup>4</sup>	\$ 3,555,199,000	\$ 0	Warrants	12/3/2009	Warrants	A \$148,731,030
	11/14/2008	First Horizon National Corporation	Memphis	TN	Preferred Stock w/ Warrants	\$ 866,540,000	Par							
	11/14/2008	Huntington Bancshares	Columbus	OH	Preferred Stock w/ Warrants	\$ 1,398,071,000	Par							
	11/14/2008	KeyCorp	Cleveland	OH	Preferred Stock w/ Warrants	\$ 2,500,000,000	Par							
	11/14/2008	Valley National Bancorp	Wayne	NJ	Preferred Stock w/ Warrants	\$ 300,000,000	Par	6/3/2009 <sup>4</sup>	\$ 75,000,000	\$ 225,000,000	Preferred Stock w/ Warrants			
								9/23/2009 <sup>4</sup>	\$ 125,000,000	\$ 100,000,000	Preferred Stock w/ Warrants			
								12/23/2009 <sup>4</sup>	\$ 100,000,000	\$ 0	Warrants			
	11/14/2008	Zions Bancorporation	Salt Lake City	UT	Preferred Stock w/ Warrants	\$ 1,400,000,000	Par							
	11/14/2008	Marshall & Ilsley Corporation	Milwaukee	WI	Preferred Stock w/ Warrants	\$ 1,715,000,000	Par							
	11/14/2008	U.S. Bancorp	Minneapolis	MN	Preferred Stock w/ Warrants	\$ 6,599,000,000	Par	6/17/2009 <sup>4</sup>	\$ 6,599,000,000	\$ 0	Warrants	7/15/2009	Warrants	R \$ 139,000,000
	11/14/2008	TCF Financial Corporation	Wayzata	MN	Preferred Stock w/ Warrants	\$ 361,172,000	Par	4/22/2009 <sup>4</sup>	\$ 361,172,000	\$ 0	Warrants	12/15/2009	Warrants	A \$ 9,599,964
	11/21/2008	First Niagara Financial Group	Lockport	NY	Preferred Stock w/ Warrants	\$ 184,011,000	Par	5/27/2009 <sup>5</sup>	\$ 184,011,000	\$ 0	Warrants	6/24/2009	Warrants <sup>9</sup>	R \$ 2,700,000
	11/21/2008	HF Financial Corp.	Sioux Falls	SD	Preferred Stock w/ Warrants	\$ 25,000,000	Par	6/3/2009 <sup>4</sup>	\$ 25,000,000	\$ 0	Warrants	6/30/2009	Warrants	R \$ 650,000
	11/21/2008	Centerstate Banks of Florida Inc.	Davenport	FL	Preferred Stock w/ Warrants	\$ 27,875,000	Par	9/30/2009 <sup>5</sup>	\$ 27,875,000	\$ 0	Warrants	10/28/2009	Warrants <sup>9</sup>	R \$ 212,000
	11/21/2008	City National Corporation	Beverly Hills	CA	Preferred Stock w/ Warrants	\$ 400,000,000	Par	12/30/2009 <sup>4</sup>	\$ 200,000,000	\$ 200,000,000	Warrants			
	11/21/2008	First Community Bankshares Inc.	Bluefield	VA	Preferred Stock w/ Warrants	\$ 41,500,000	Par	7/8/2009 <sup>5</sup>	\$ 41,500,000	\$ 0	Warrants			
	11/21/2008	Western Alliance Bancorporation	Las Vegas	NV	Preferred Stock w/ Warrants	\$ 140,000,000	Par							
	11/21/2008	Webster Financial Corporation	Waterbury	CT	Preferred Stock w/ Warrants	\$ 400,000,000	Par							
	11/21/2008	Pacific Capital Bancorp	Santa Barbara	CA	Preferred Stock w/ Warrants	\$ 180,634,000	Par							
	11/21/2008	Heritage Commerce Corp.	San Jose	CA	Preferred Stock w/ Warrants	\$ 40,000,000	Par							
	11/21/2008	Ameris Bancorp	Moultrie	GA	Preferred Stock w/ Warrants	\$ 52,000,000	Par							
	11/21/2008	Porter Bancorp Inc.	Louisville	KY	Preferred Stock w/ Warrants	\$ 35,000,000	Par							
	11/21/2008	Banner Corporation	Walla Walla	WA	Preferred Stock w/ Warrants	\$ 124,000,000	Par							
	11/21/2008	Cascade Financial Corporation	Everett	WA	Preferred Stock w/ Warrants	\$ 38,970,000	Par							
	11/21/2008	Columbia Banking System, Inc.	Tacoma	WA	Preferred Stock w/ Warrants	\$ 76,898,000	Par							
	11/21/2008	Heritage Financial Corporation	Olympia	WA	Preferred Stock w/ Warrants	\$ 24,000,000	Par							

Footnote	Purchase Date	Seller			Purchase Details			Capital Repayment Details		Treasury Investment Remaining After Capital Repayment		Final Disposition		
		Name of Institution	City	State	Investment Description	Investment Amount	Pricing Mechanism	Capital Repayment Date	Capital Repayment Amount <sup>6</sup>	Remaining Capital Amount	Remaining Investment Description	Final Disposition Date	Disposition Investment Description	Final Disposition Proceeds <sup>15</sup>
	11/21/2008	First PacTrust Bancorp, Inc.	Chula Vista	CA	Preferred Stock w/ Warrants	\$ 19,300,000	Par							
	11/21/2008	Severn Bancorp, Inc.	Annapolis	MD	Preferred Stock w/ Warrants	\$ 23,393,000	Par							
	11/21/2008	Boston Private Financial Holdings, Inc.	Boston	MA	Preferred Stock w/ Warrants	\$ 154,000,000	Par							
	11/21/2008	Associated Banc-Corp	Green Bay	WI	Preferred Stock w/ Warrants	\$ 525,000,000	Par							
	11/21/2008	Trustmark Corporation	Jackson	MS	Preferred Stock w/ Warrants	\$ 215,000,000	Par	12/9/2009 <sup>4</sup>	\$ 215,000,000	\$ 0	Warrants	12/30/2009	Warrants	R \$ 10,000,000
	11/21/2008	First Community Corporation	Lexington	SC	Preferred Stock w/ Warrants	\$ 11,350,000	Par							
	11/21/2008	Taylor Capital Group	Rosemont	IL	Preferred Stock w/ Warrants	\$ 104,823,000	Par							
	11/21/2008	Nara Bancorp, Inc.	Los Angeles	CA	Preferred Stock w/ Warrants	\$ 67,000,000	Par							
	12/5/2008	Midwest Banc Holdings, Inc.	Melrose Park	IL	Preferred Stock w/ Warrants	\$ 84,784,000	Par							
	12/5/2008	MB Financial Inc.	Chicago	IL	Preferred Stock w/ Warrants	\$ 196,000,000	Par							
	12/5/2008	First Midwest Bancorp, Inc.	Itasca	IL	Preferred Stock w/ Warrants	\$ 193,000,000	Par							
	12/5/2008	United Community Banks, Inc.	Blairsville	GA	Preferred Stock w/ Warrants	\$ 180,000,000	Par							
	12/5/2008	WesBanco, Inc.	Wheeling	WV	Preferred Stock w/ Warrants	\$ 75,000,000	Par	9/9/2009 <sup>4</sup>	\$ 75,000,000	\$ 0	Warrants	12/23/2009	Warrants	R \$ 950,000
	12/5/2008	Encore Bancshares Inc.	Houston	TX	Preferred Stock w/ Warrants	\$ 34,000,000	Par							
	12/5/2008	Manhattan Bancorp	El Segundo	CA	Preferred Stock w/ Warrants	\$ 1,700,000	Par	9/16/2009 <sup>4</sup>	\$ 1,700,000	\$ 0	Warrants	10/14/2009	Warrants	R \$ 63,364
	12/5/2008	Iberiabank Corporation	Lafayette	LA	Preferred Stock w/ Warrants	\$ 90,000,000	Par	3/31/2009 <sup>5</sup>	\$ 90,000,000	\$ 0	Warrants	5/20/2009	Warrants <sup>9</sup>	R \$ 1,200,000
	12/5/2008	Eagle Bancorp, Inc.	Bethesda	MD	Preferred Stock w/ Warrants	\$ 38,235,000	Par	12/23/2009 <sup>5</sup>	\$ 15,000,000	\$ 23,235,000	Preferred Stock w/ Warrants			
	12/5/2008	Sandy Spring Bancorp, Inc.	Olney	MD	Preferred Stock w/ Warrants	\$ 83,094,000	Par							
	12/5/2008	Coastal Banking Company, Inc.	Fernandina Beach	FL	Preferred Stock w/ Warrants	\$ 9,950,000	Par							
	12/5/2008	East West Bancorp	Pasadena	CA	Preferred Stock w/ Warrants	\$ 306,546,000	Par							
	12/5/2008	South Financial Group, Inc.	Greenville	SC	Preferred Stock w/ Warrants	\$ 347,000,000	Par							
	12/5/2008	Great Southern Bancorp	Springfield	MO	Preferred Stock w/ Warrants	\$ 58,000,000	Par							
	12/5/2008	Cathay General Bancorp	Los Angeles	CA	Preferred Stock w/ Warrants	\$ 258,000,000	Par							
	12/5/2008	Southern Community Financial Corp.	Winston-Salem	NC	Preferred Stock w/ Warrants	\$ 42,750,000	Par							
	12/5/2008	CVB Financial Corp	Ontario	CA	Preferred Stock w/ Warrants	\$ 130,000,000	Par	8/26/2009 <sup>4</sup>	\$ 97,500,000	\$ 32,500,000	Warrants	10/28/2009	Warrants <sup>9</sup>	R \$ 1,307,000
								9/2/2009 <sup>4</sup>	\$ 32,500,000	\$ 0	Warrants			
	12/5/2008	First Defiance Financial Corp.	Defiance	OH	Preferred Stock w/ Warrants	\$ 37,000,000	Par							
	12/5/2008	First Financial Holdings Inc.	Charleston	SC	Preferred Stock w/ Warrants	\$ 65,000,000	Par							
17	12/5/2008	Superior Bancorp Inc.	Birmingham	AL	Trust Preferred Securities w/ Warrants	\$ 69,000,000	Par							
	12/5/2008	Southwest Bancorp, Inc.	Stillwater	OK	Preferred Stock w/ Warrants	\$ 70,000,000	Par							
12	12/5/2008	Popular, Inc.	San Juan	PR	Trust Preferred Securities w/ Warrants	\$ 935,000,000	Par							
	12/5/2008	Blue Valley Ban Corp	Overland Park	KS	Preferred Stock w/ Warrants	\$ 21,750,000	Par							
	12/5/2008	Central Federal Corporation	Fairlawn	OH	Preferred Stock w/ Warrants	\$ 7,225,000	Par							
	12/5/2008	Bank of Marin Bancorp	Novato	CA	Preferred Stock w/ Warrants	\$ 28,000,000	Par	3/31/2009 <sup>4</sup>	\$ 28,000,000	\$ 0	Warrants			
	12/5/2008	BNC Bancorp	Thomasville	NC	Preferred Stock w/ Warrants	\$ 31,260,000	Par							
	12/5/2008	Central Bancorp, Inc.	Somerville	MA	Preferred Stock w/ Warrants	\$ 10,000,000	Par							
	12/5/2008	Southern Missouri Bancorp, Inc.	Poplar Bluff	MO	Preferred Stock w/ Warrants	\$ 9,550,000	Par							
	12/5/2008	State Bancorp, Inc.	Jericho	NY	Preferred Stock w/ Warrants	\$ 36,842,000	Par							
	12/5/2008	TIB Financial Corp	Naples	FL	Preferred Stock w/ Warrants	\$ 37,000,000	Par							
	12/5/2008	Unity Bancorp, Inc.	Clinton	NJ	Preferred Stock w/ Warrants	\$ 20,649,000	Par							
	12/5/2008	Old Line Bancshares, Inc.	Bowie	MD	Preferred Stock w/ Warrants	\$ 7,000,000	Par	7/15/2009 <sup>4</sup>	\$ 7,000,000	\$ 0	Warrants	9/2/2009	Warrants	R \$ 225,000
	12/5/2008	FPB Bancorp, Inc.	Port St. Lucie	FL	Preferred Stock w/ Warrants	\$ 5,800,000	Par							
	12/5/2008	Sterling Financial Corporation	Spokane	WA	Preferred Stock w/ Warrants	\$ 303,000,000	Par							
	12/5/2008	Oak Valley Bancorp	Oakdale	CA	Preferred Stock w/ Warrants	\$ 13,500,000	Par							
	12/12/2008	Old National Bancorp	Evansville	IN	Preferred Stock w/ Warrants	\$ 100,000,000	Par	3/31/2009 <sup>4</sup>	\$ 100,000,000	\$ 0	Warrants	5/8/2009	Warrants	R \$ 1,200,000
	12/12/2008	Capital Bank Corporation	Raleigh	NC	Preferred Stock w/ Warrants	\$ 41,279,000	Par							
	12/12/2008	Pacific International Bancorp	Seattle	WA	Preferred Stock w/ Warrants	\$ 6,500,000	Par							
	12/12/2008	SVB Financial Group	Santa Clara	CA	Preferred Stock w/ Warrants	\$ 235,000,000	Par	12/23/2009 <sup>5</sup>	\$ 235,000,000	\$ 0	Warrants			
	12/12/2008	LNB Bancorp Inc.	Lorain	OH	Preferred Stock w/ Warrants	\$ 25,223,000	Par							
	12/12/2008	Wilmington Trust Corporation	Wilmington	DE	Preferred Stock w/ Warrants	\$ 330,000,000	Par							
	12/12/2008	Susquehanna Bancshares, Inc	Lititz	PA	Preferred Stock w/ Warrants	\$ 300,000,000	Par							
	12/12/2008	Signature Bank	New York	NY	Preferred Stock w/ Warrants	\$ 120,000,000	Par	3/31/2009 <sup>4</sup>	\$ 120,000,000	\$ 0	Warrants			
	12/12/2008	HopFed Bancorp	Hopkinsville	KY	Preferred Stock w/ Warrants	\$ 18,400,000	Par							
	12/12/2008	Citizens Republic Bancorp, Inc.	Flint	MI	Preferred Stock w/ Warrants	\$ 300,000,000	Par							
	12/12/2008	Indiana Community Bancorp	Columbus	IN	Preferred Stock w/ Warrants	\$ 21,500,000	Par							
	12/12/2008	Bank of the Ozarks, Inc.	Little Rock	AR	Preferred Stock w/ Warrants	\$ 75,000,000	Par	11/4/2009 <sup>4</sup>	\$ 75,000,000	\$ 0	Warrants	11/24/2009	Warrants	\$ 2,650,000
	12/12/2008	Center Financial Corporation	Los Angeles	CA	Preferred Stock w/ Warrants	\$ 55,000,000	Par							
	12/12/2008	NewBridge Bancorp	Greensboro	NC	Preferred Stock w/ Warrants	\$ 52,372,000	Par							

Footnote	Purchase Date	Seller			Purchase Details			Capital Repayment Details		Treasury Investment Remaining After Capital Repayment		Final Disposition		
		Name of Institution	City	State	Investment Description	Investment Amount	Pricing Mechanism	Capital Repayment Date	Capital Repayment Amount <sup>6</sup>	Remaining Capital Amount	Remaining Investment Description	Final Disposition Date	Disposition Investment Description	Final Disposition Proceeds <sup>15</sup>
	12/12/2008	Sterling Bancshares, Inc.	Houston	TX	Preferred Stock w/ Warrants	\$ 125,198,000	Par	5/5/2009 <sup>4</sup>	\$ 125,198,000	\$ 0	Warrants			
	12/12/2008	The Bancorp, Inc.	Wilmington	DE	Preferred Stock w/ Warrants	\$ 45,220,000	Par							
	12/12/2008	TowneBank	Portsmouth	VA	Preferred Stock w/ Warrants	\$ 76,458,000	Par							
	12/12/2008	Wilshire Bancorp, Inc.	Los Angeles	CA	Preferred Stock w/ Warrants	\$ 62,158,000	Par							
	12/12/2008	Valley Financial Corporation	Roanoke	VA	Preferred Stock w/ Warrants	\$ 16,019,000	Par							
	12/12/2008	Independent Bank Corporation	Ionia	MI	Preferred Stock w/ Warrants	\$ 72,000,000	Par							
	12/12/2008	Pinnacle Financial Partners, Inc.	Nashville	TN	Preferred Stock w/ Warrants	\$ 95,000,000	Par							
	12/12/2008	First Litchfield Financial Corporation	Litchfield	CT	Preferred Stock w/ Warrants	\$ 10,000,000	Par							
	12/12/2008	National Penn Bancshares, Inc.	Boyetown	PA	Preferred Stock w/ Warrants	\$ 150,000,000	Par							
	12/12/2008	Northeast Bancorp	Lewiston	ME	Preferred Stock w/ Warrants	\$ 4,227,000	Par							
	12/12/2008	Citizens South Banking Corporation	Gastonia	NC	Preferred Stock w/ Warrants	\$ 20,500,000	Par							
	12/12/2008	Virginia Commerce Bancorp	Arlington	VA	Preferred Stock w/ Warrants	\$ 71,000,000	Par							
	12/12/2008	Fidelity Bancorp, Inc.	Pittsburgh	PA	Preferred Stock w/ Warrants	\$ 7,000,000	Par							
	12/12/2008	LSB Corporation	North Andover	MA	Preferred Stock w/ Warrants	\$ 15,000,000	Par	11/18/2009 <sup>4</sup>	\$ 15,000,000	\$ 0	Warrants	12/16/2009	Warrants	R \$ 560,000
	12/19/2008	Intermountain Community Bancorp	Sandpoint	ID	Preferred Stock w/ Warrants	\$ 27,000,000	Par							
	12/19/2008	Community West Bancshares	Goleta	CA	Preferred Stock w/ Warrants	\$ 15,600,000	Par							
	12/19/2008	Synovus Financial Corp.	Columbus	GA	Preferred Stock w/ Warrants	\$ 967,870,000	Par							
	12/19/2008	Tennessee Commerce Bancorp, Inc.	Franklin	TN	Preferred Stock w/ Warrants	\$ 30,000,000	Par							
	12/19/2008	Community Bankers Trust Corporation	Glen Allen	VA	Preferred Stock w/ Warrants	\$ 17,680,000	Par							
	12/19/2008	BancTrust Financial Group, Inc.	Mobile	AL	Preferred Stock w/ Warrants	\$ 50,000,000	Par							
	12/19/2008	Enterprise Financial Services Corp.	St. Louis	MO	Preferred Stock w/ Warrants	\$ 35,000,000	Par							
	12/19/2008	Mid Penn Bancorp, Inc.	Pittsburg	PA	Preferred Stock w/ Warrants	\$ 10,000,000	Par							
	12/19/2008	Summit State Bank	Santa Rosa	CA	Preferred Stock w/ Warrants	\$ 8,500,000	Par							
	12/19/2008	VIST Financial Corp.	Wyomissing	PA	Preferred Stock w/ Warrants	\$ 25,000,000	Par							
	12/19/2008	Wainwright Bank & Trust Company	Boston	MA	Preferred Stock w/ Warrants	\$ 22,000,000	Par	11/24/2009 <sup>4</sup>	\$ 22,000,000	\$ 0	Warrants	12/16/2009	Warrants	R \$ 568,700
	12/19/2008	Whitney Holding Corporation	New Orleans	LA	Preferred Stock w/ Warrants	\$ 300,000,000	Par							
	12/19/2008	The Connecticut Bank and Trust Company	Hartford	CT	Preferred Stock w/ Warrants	\$ 5,448,000	Par							
	12/19/2008	CoBiz Financial Inc.	Denver	CO	Preferred Stock w/ Warrants	\$ 64,450,000	Par							
	12/19/2008	Santa Lucia Bancorp	Atascadero	CA	Preferred Stock w/ Warrants	\$ 4,000,000	Par							
	12/19/2008	Seacoast Banking Corporation of Florida	Stuart	FL	Preferred Stock w/ Warrants	\$ 50,000,000	Par							
	12/19/2008	Horizon Bancorp	Michigan City	IN	Preferred Stock w/ Warrants	\$ 25,000,000	Par							
	12/19/2008	Fidelity Southern Corporation	Atlanta	GA	Preferred Stock w/ Warrants	\$ 48,200,000	Par							
	12/19/2008	Community Financial Corporation	Staunton	VA	Preferred Stock w/ Warrants	\$ 12,643,000	Par							
	12/19/2008	Berkshire Hills Bancorp, Inc.	Pittsfield	MA	Preferred Stock w/ Warrants	\$ 40,000,000	Par	5/27/2009 <sup>4</sup>	\$ 40,000,000	\$ 0	Warrants	6/24/2009	Warrants	R \$ 1,040,000
	12/19/2008	First California Financial Group, Inc	Westlake Village	CA	Preferred Stock w/ Warrants	\$ 25,000,000	Par							
	12/19/2008	AmeriServ Financial, Inc	Johnstown	PA	Preferred Stock w/ Warrants	\$ 21,000,000	Par							
	12/19/2008	Security Federal Corporation	Aiken	SC	Preferred Stock w/ Warrants	\$ 18,000,000	Par							
	12/19/2008	Wintrust Financial Corporation	Lake Forest	IL	Preferred Stock w/ Warrants	\$ 250,000,000	Par							
	12/19/2008	Flushing Financial Corporation	Lake Success	NY	Preferred Stock w/ Warrants	\$ 70,000,000	Par	10/28/2009 <sup>5</sup>	\$ 70,000,000	\$ 0	Warrants	12/30/2009	Warrants <sup>9</sup>	R \$ 900,000
	12/19/2008	Monarch Financial Holdings, Inc.	Chesapeake	VA	Preferred Stock w/ Warrants	\$ 14,700,000	Par	12/23/2009 <sup>5</sup>	\$ 14,700,000	\$ 0	Warrants			
	12/19/2008	StellarOne Corporation	Charlottesville	VA	Preferred Stock w/ Warrants	\$ 30,000,000	Par							
	12/19/2008	Union Bankshares Corporation	Bowling Green	VA	Preferred Stock w/ Warrants	\$ 59,000,000	Par	11/18/2009 <sup>5</sup>	\$ 59,000,000	\$ 0	Warrants	12/23/2009	Warrants <sup>9</sup>	R \$ 450,000
	12/19/2008	Tidelands Bancshares, Inc	Mt. Pleasant	SC	Preferred Stock w/ Warrants	\$ 14,448,000	Par							
	12/19/2008	Bancorp Rhode Island, Inc.	Providence	RI	Preferred Stock w/ Warrants	\$ 30,000,000	Par	8/5/2009 <sup>4</sup>	\$ 30,000,000	\$ 0	Warrants	9/30/2009	Warrants	R \$ 1,400,000
	12/19/2008	Hawthorn Bancshares, Inc.	Lee's Summit	MO	Preferred Stock w/ Warrants	\$ 30,255,000	Par							
	12/19/2008	The Elmira Savings Bank, FSB	Elmira	NY	Preferred Stock w/ Warrants	\$ 9,090,000	Par							
	12/19/2008	Alliance Financial Corporation	Syracuse	NY	Preferred Stock w/ Warrants	\$ 26,918,000	Par	5/13/2009 <sup>4</sup>	\$ 26,918,000	\$ 0	Warrants	6/17/2009	Warrants	R \$ 900,000
	12/19/2008	Heartland Financial USA, Inc.	Dubuque	IA	Preferred Stock w/ Warrants	\$ 81,698,000	Par							
	12/19/2008	Citizens First Corporation	Bowling Green	KY	Preferred Stock w/ Warrants	\$ 8,779,000	Par							
2	12/19/2008	FFW Corporation	Wabash	IN	Preferred Stock w/ Exercised Warrants	\$ 7,289,000	Par							
2	12/19/2008	Plains Capital Corporation	Dallas	TX	Preferred Stock w/ Exercised Warrants	\$ 87,631,000	Par							
2	12/19/2008	Tri-County Financial Corporation	Waldorf	MD	Preferred Stock w/ Exercised Warrants	\$ 15,540,000	Par							
3	12/19/2008	OneUnited Bank	Boston	MA	Preferred Stock	\$ 12,063,000	Par							
2	12/19/2008	Patriot Bancshares, Inc.	Houston	TX	Preferred Stock w/ Exercised Warrants	\$ 26,038,000	Par							
2	12/19/2008	Pacific City Financial Corporation	Los Angeles	CA	Preferred Stock w/ Exercised Warrants	\$ 16,200,000	Par							
2	12/19/2008	Marquette National Corporation	Chicago	IL	Preferred Stock w/ Exercised Warrants	\$ 35,500,000	Par							
2	12/19/2008	Exchange Bank	Santa Rosa	CA	Preferred Stock w/ Exercised Warrants	\$ 43,000,000	Par							
2	12/19/2008	Monadnock Bancorp, Inc.	Peterborough	NH	Preferred Stock w/ Exercised Warrants	\$ 1,834,000	Par							

Footnote	Purchase Date	Seller			Purchase Details			Capital Repayment Details		Treasury Investment Remaining After Capital Repayment		Final Disposition		
		Name of Institution	City	State	Investment Description	Investment Amount	Pricing Mechanism	Capital Repayment Date	Capital Repayment Amount <sup>6</sup>	Remaining Capital Amount	Remaining Investment Description	Final Disposition Date	Disposition Investment Description	Final Disposition Proceeds <sup>15</sup>
2	12/19/2008	Bridgeview Bancorp, Inc.	Bridgeview	IL	Preferred Stock w/ Exercised Warrants	\$ 38,000,000	Par							
2	12/19/2008	Fidelity Financial Corporation	Wichita	KS	Preferred Stock w/ Exercised Warrants	\$ 36,282,000	Par							
2	12/19/2008	Patapsco Bancorp, Inc.	Dundalk	MD	Preferred Stock w/ Exercised Warrants	\$ 6,000,000	Par							
2	12/19/2008	NCAL Bancorp	Los Angeles	CA	Preferred Stock w/ Exercised Warrants	\$ 10,000,000	Par							
2	12/19/2008	FCB Bancorp, Inc.	Louisville	KY	Preferred Stock w/ Exercised Warrants	\$ 9,294,000	Par							
	12/23/2008	First Financial Bancorp	Cincinnati	OH	Preferred Stock w/ Warrants	\$ 80,000,000	Par							
	12/23/2008	Bridge Capital Holdings	San Jose	CA	Preferred Stock w/ Warrants	\$ 23,864,000	Par							
	12/23/2008	International Bancshares Corporation	Laredo	TX	Preferred Stock w/ Warrants	\$ 216,000,000	Par							
	12/23/2008	First Sound Bank	Seattle	WA	Preferred Stock w/ Warrants	\$ 7,400,000	Par							
	12/23/2008	M&T Bank Corporation	Buffalo	NY	Preferred Stock w/ Warrants	\$ 600,000,000	Par							
	12/23/2008	Emclair Financial Corp.	Emlenton	PA	Preferred Stock w/ Warrants	\$ 7,500,000	Par							
	12/23/2008	Park National Corporation	Newark	OH	Preferred Stock w/ Warrants	\$ 100,000,000	Par							
	12/23/2008	Green Bankshares, Inc.	Greeneville	TN	Preferred Stock w/ Warrants	\$ 72,278,000	Par							
	12/23/2008	Cecil Bancorp, Inc.	Elkton	MD	Preferred Stock w/ Warrants	\$ 11,560,000	Par							
	12/23/2008	Financial Institutions, Inc.	Warsaw	NY	Preferred Stock w/ Warrants	\$ 37,515,000	Par							
	12/23/2008	Fulton Financial Corporation	Lancaster	PA	Preferred Stock w/ Warrants	\$ 376,500,000	Par							
	12/23/2008	United Bancorporation of Alabama, Inc.	Atmore	AL	Preferred Stock w/ Warrants	\$ 10,300,000	Par							
	12/23/2008	MutualFirst Financial, Inc.	Muncie	IN	Preferred Stock w/ Warrants	\$ 32,382,000	Par							
	12/23/2008	BCSB Bancorp, Inc.	Baltimore	MD	Preferred Stock w/ Warrants	\$ 10,800,000	Par							
	12/23/2008	HMN Financial, Inc.	Rochester	MN	Preferred Stock w/ Warrants	\$ 26,000,000	Par							
	12/23/2008	First Community Bank Corporation of America	Pinellas Park	FL	Preferred Stock w/ Warrants	\$ 10,685,000	Par							
	12/23/2008	Sterling Bancorp	New York	NY	Preferred Stock w/ Warrants	\$ 42,000,000	Par							
	12/23/2008	Interwest Bancshares Corporation	New York	NY	Preferred Stock w/ Warrants	\$ 25,000,000	Par							
	12/23/2008	Peoples Bancorp of North Carolina, Inc.	Newton	NC	Preferred Stock w/ Warrants	\$ 25,054,000	Par							
	12/23/2008	Parkvale Financial Corporation	Monroeville	PA	Preferred Stock w/ Warrants	\$ 31,762,000	Par							
	12/23/2008	Timberland Bancorp, Inc.	Hoquiam	WA	Preferred Stock w/ Warrants	\$ 16,641,000	Par							
	12/23/2008	1st Constitution Bancorp	Cranbury	NJ	Preferred Stock w/ Warrants	\$ 12,000,000	Par							
	12/23/2008	Central Jersey Bancorp	Oakhurst	NJ	Preferred Stock w/ Warrants	\$ 11,300,000	Par							
2	12/23/2008	Western Illinois Bancshares Inc.	Monmouth	IL	Preferred Stock w/ Exercised Warrants	\$ 6,855,000	Par							
2	12/23/2008	Saigon National Bank	Westminster	CA	Preferred Stock w/ Exercised Warrants	\$ 1,549,000	Par							
2	12/23/2008	Capital Pacific Bancorp	Portland	OR	Preferred Stock w/ Exercised Warrants	\$ 4,000,000	Par							
2	12/23/2008	Uwharrie Capital Corp	Albemarle	NC	Preferred Stock w/ Exercised Warrants	\$ 10,000,000	Par							
3	12/23/2008	Mission Valley Bancorp	Sun Valley	CA	Preferred Stock	\$ 5,500,000	Par							
2	12/23/2008	The Little Bank, Incorporated	Kinston	NC	Preferred Stock w/ Exercised Warrants	\$ 7,500,000	Par							
2	12/23/2008	Pacific Commerce Bank	Los Angeles	CA	Preferred Stock w/ Exercised Warrants	\$ 4,060,000	Par							
2	12/23/2008	Citizens Community Bank	South Hill	VA	Preferred Stock w/ Exercised Warrants	\$ 3,000,000	Par							
2	12/23/2008	Seacoast Commerce Bank	Chula Vista	CA	Preferred Stock w/ Exercised Warrants	\$ 1,800,000	Par							
2	12/23/2008	TCNB Financial Corp.	Dayton	OH	Preferred Stock w/ Exercised Warrants	\$ 2,000,000	Par							
2	12/23/2008	Leader Bancorp, Inc.	Arlington	MA	Preferred Stock w/ Exercised Warrants	\$ 5,830,000	Par							
2	12/23/2008	Nicolet Bankshares, Inc.	Green Bay	WI	Preferred Stock w/ Exercised Warrants	\$ 14,964,000	Par							
2	12/23/2008	Magna Bank	Memphis	TN	Preferred Stock w/ Exercised Warrants	\$ 13,795,000	Par	11/24/2009 <sup>4</sup>	\$ 3,455,000	\$ 10,340,000	Preferred Stock <sup>2</sup>			
2	12/23/2008	Western Community Bancshares, Inc.	Palm Desert	CA	Preferred Stock w/ Exercised Warrants	\$ 7,290,000	Par							
2	12/23/2008	Community Investors Bancorp, Inc.	Bucyrus	OH	Preferred Stock w/ Exercised Warrants	\$ 2,600,000	Par							
2	12/23/2008	Capital Bancorp, Inc.	Rockville	MD	Preferred Stock w/ Exercised Warrants	\$ 4,700,000	Par							
2	12/23/2008	Cache Valley Banking Company	Logan	UT	Preferred Stock w/ Exercised Warrants	\$ 4,767,000	Par							
2	12/23/2008	Citizens Bancorp	Nevada City	CA	Preferred Stock w/ Exercised Warrants	\$ 10,400,000	Par							
2	12/23/2008	Tennessee Valley Financial Holdings, Inc.	Oak Ridge	TN	Preferred Stock w/ Exercised Warrants	\$ 3,000,000	Par							
2	12/23/2008	Pacific Coast Bankers' Bancshares	San Francisco	CA	Preferred Stock w/ Exercised Warrants	\$ 11,600,000	Par							
	12/31/2008	SunTrust Banks, Inc.	Atlanta	GA	Preferred Stock w/ Warrants	\$ 1,350,000,000	Par							
	12/31/2008	The PNC Financial Services Group Inc.	Pittsburgh	PA	Preferred Stock w/ Warrants	\$ 7,579,200,000	Par							
	12/31/2008	Fifth Third Bancorp	Cincinnati	OH	Preferred Stock w/ Warrants	\$ 3,408,000,000	Par							
	12/31/2008	Hampton Roads Bankshares, Inc.	Norfolk	VA	Preferred Stock w/ Warrants	\$ 80,347,000	Par							
16	12/31/2008	CIT Group Inc.	New York	NY	Contingent Value Rights	\$ 2,330,000,000	Par							
	12/31/2008	West Bancorporation, Inc.	West Des Moines	IA	Preferred Stock w/ Warrants	\$ 36,000,000	Par							
2	12/31/2008	First Banks, Inc.	Clayton	MO	Preferred Stock w/ Exercised Warrants	\$ 295,400,000	Par							
1	1/9/2009	Bank of America Corporation	Charlotte	NC	Preferred Stock w/ Warrants	\$ 10,000,000,000	Par	12/9/2009 <sup>4</sup>	\$ 10,000,000,000	\$ 0	Warrants			
	1/9/2009	FirstMerit Corporation	Akron	OH	Preferred Stock w/ Warrants	\$ 125,000,000	Par	4/22/2009 <sup>4</sup>	\$ 125,000,000	\$ 0	Warrants	5/27/2009	Warrants	R \$ 5,025,000
	1/9/2009	Farmers Capital Bank Corporation	Frankfort	KY	Preferred Stock w/ Warrants	\$ 30,000,000	Par							

Footnote	Purchase Date	Seller			Purchase Details			Capital Repayment Details		Treasury Investment Remaining After Capital Repayment		Final Disposition		
		Name of Institution	City	State	Investment Description	Investment Amount	Pricing Mechanism	Capital Repayment Date	Capital Repayment Amount <sup>6</sup>	Remaining Capital Amount	Remaining Investment Description	Final Disposition Date	Disposition Investment Description	Final Disposition Proceeds <sup>15</sup>
	1/9/2009	Peapack-Gladstone Financial Corporation	Gladstone	NJ	Preferred Stock w/ Warrants	\$ 28,685,000	Par							
	1/9/2009	Commerce National Bank	Newport Beach	CA	Preferred Stock w/ Warrants	\$ 5,000,000	Par	10/7/2009 <sup>4</sup>	\$ 5,000,000	\$ 0	Warrants			
	1/9/2009	The First Bancorp, Inc.	Damariscotta	ME	Preferred Stock w/ Warrants	\$ 25,000,000	Par							
	1/9/2009	Sun Bancorp, Inc.	Vineland	NJ	Preferred Stock w/ Warrants	\$ 89,310,000	Par	4/8/2009 <sup>4</sup>	\$ 89,310,000	\$ 0	Warrants	5/27/2009	Warrants	R \$ 2,100,000
	1/9/2009	Crescent Financial Corporation	Cary	NC	Preferred Stock w/ Warrants	\$ 24,900,000	Par							
	1/9/2009	American Express Company	New York	NY	Preferred Stock w/ Warrants	\$ 3,388,890,000	Par	6/17/2009 <sup>4</sup>	\$ 3,388,890,000	\$ 0	Warrants	7/29/2009	Warrants	R \$ 340,000,000
	1/9/2009	Central Pacific Financial Corp.	Honolulu	HI	Preferred Stock w/ Warrants	\$ 135,000,000	Par							
	1/9/2009	Centrue Financial Corporation	St. Louis	MO	Preferred Stock w/ Warrants	\$ 32,668,000	Par							
	1/9/2009	Eastern Virginia Bankshares, Inc.	Tappahannock	VA	Preferred Stock w/ Warrants	\$ 24,000,000	Par							
	1/9/2009	Colony Bancorp, Inc.	Fitzgerald	GA	Preferred Stock w/ Warrants	\$ 28,000,000	Par							
	1/9/2009	Independent Bank Corp.	Rockland	MA	Preferred Stock w/ Warrants	\$ 78,158,000	Par	4/22/2009 <sup>4</sup>	\$ 78,158,000	\$ 0	Warrants	5/27/2009	Warrants	R \$ 2,200,000
	1/9/2009	Cadence Financial Corporation	Starkville	MS	Preferred Stock w/ Warrants	\$ 44,000,000	Par							
	1/9/2009	LCNB Corp.	Lebanon	OH	Preferred Stock w/ Warrants	\$ 13,400,000	Par	10/21/2009 <sup>4</sup>	\$ 13,400,000	\$ 0	Warrants			
	1/9/2009	Center Bancorp, Inc.	Union	NJ	Preferred Stock w/ Warrants	\$ 10,000,000	Par							
	1/9/2009	F.N.B. Corporation	Hermitage	PA	Preferred Stock w/ Warrants	\$ 100,000,000	Par	9/9/2009 <sup>4</sup>	\$ 100,000,000	\$ 0	Warrants			
	1/9/2009	C&F Financial Corporation	West Point	VA	Preferred Stock w/ Warrants	\$ 20,000,000	Par							
	1/9/2009	North Central Bancshares, Inc.	Fort Dodge	IA	Preferred Stock w/ Warrants	\$ 10,200,000	Par							
	1/9/2009	Carolina Bank Holdings, Inc.	Greensboro	NC	Preferred Stock w/ Warrants	\$ 16,000,000	Par							
	1/9/2009	First Bancorp	Troy	NC	Preferred Stock w/ Warrants	\$ 65,000,000	Par							
	1/9/2009	First Financial Service Corporation	Elizabethtown	KY	Preferred Stock w/ Warrants	\$ 20,000,000	Par							
	1/9/2009	Codorus Valley Bancorp, Inc.	York	PA	Preferred Stock w/ Warrants	\$ 16,500,000	Par							
	1/9/2009	MidSouth Bancorp, Inc.	Lafayette	LA	Preferred Stock w/ Warrants	\$ 20,000,000	Par							
	1/9/2009	First Security Group, Inc.	Chattanooga	TN	Preferred Stock w/ Warrants	\$ 33,000,000	Par							
	1/9/2009	Shore Bancshares, Inc.	Easton	MD	Preferred Stock w/ Warrants	\$ 25,000,000	Par	4/15/2009 <sup>4</sup>	\$ 25,000,000	\$ 0	Warrants			
2	1/9/2009	The Queensborough Company	Louisville	GA	Preferred Stock w/ Exercised Warrants	\$ 12,000,000	Par							
2	1/9/2009	American State Bancshares, Inc.	Great Bend	KS	Preferred Stock w/ Exercised Warrants	\$ 6,000,000	Par							
2	1/9/2009	Security California Bancorp	Riverside	CA	Preferred Stock w/ Exercised Warrants	\$ 6,815,000	Par							
2	1/9/2009	Security Business Bancorp	San Diego	CA	Preferred Stock w/ Exercised Warrants	\$ 5,803,000	Par							
2	1/9/2009	Sound Banking Company	Morehead City	NC	Preferred Stock w/ Exercised Warrants	\$ 3,070,000	Par							
3	1/9/2009	Mission Community Bancorp	San Luis Obispo	CA	Preferred Stock	\$ 5,116,000	Par							
2	1/9/2009	Redwood Financial Inc.	Redwood Falls	MN	Preferred Stock w/ Exercised Warrants	\$ 2,995,000	Par							
2	1/9/2009	Surrey Bancorp	Mount Airy	NC	Preferred Stock w/ Exercised Warrants	\$ 2,000,000	Par							
2	1/9/2009	Independence Bank	East Greenwich	RI	Preferred Stock w/ Exercised Warrants	\$ 1,065,000	Par							
2	1/9/2009	Valley Community Bank	Pleasanton	CA	Preferred Stock w/ Exercised Warrants	\$ 5,500,000	Par							
2	1/9/2009	Rising Sun Bancorp	Rising Sun	MD	Preferred Stock w/ Exercised Warrants	\$ 5,983,000	Par							
2	1/9/2009	Community Trust Financial Corporation	Ruston	LA	Preferred Stock w/ Exercised Warrants	\$ 24,000,000	Par							
2	1/9/2009	GrandSouth Bancorporation	Greenville	SC	Preferred Stock w/ Exercised Warrants	\$ 9,000,000	Par							
2	1/9/2009	Texas National Bancorporation	Jacksonville	TX	Preferred Stock w/ Exercised Warrants	\$ 3,981,000	Par							
2	1/9/2009	Congaree Bancshares, Inc.	Cayce	SC	Preferred Stock w/ Exercised Warrants	\$ 3,285,000	Par							
2	1/9/2009	New York Private Bank & Trust Corporation	New York	NY	Preferred Stock w/ Exercised Warrants	\$ 267,274,000	Par							
	1/16/2009	Home Bancshares, Inc.	Conway	AR	Preferred Stock w/ Warrants	\$ 50,000,000	Par							
	1/16/2009	Washington Banking Company	Oak Harbor	WA	Preferred Stock w/ Warrants	\$ 26,380,000	Par							
	1/16/2009	New Hampshire Thrift Bancshares, Inc.	Newport	NH	Preferred Stock w/ Warrants	\$ 10,000,000	Par							
	1/16/2009	Bar Harbor Bankshares	Bar Harbor	ME	Preferred Stock w/ Warrants	\$ 18,751,000	Par							
	1/16/2009	Somerset Hills Bancorp	Bernardsville	NJ	Preferred Stock w/ Warrants	\$ 7,414,000	Par	5/20/2009 <sup>4</sup>	\$ 7,414,000	\$ 0	Warrants	6/24/2009	Warrants	R \$ 275,000
	1/16/2009	SCBT Financial Corporation	Columbia	SC	Preferred Stock w/ Warrants	\$ 64,779,000	Par	5/20/2009 <sup>4</sup>	\$ 64,779,000	\$ 0	Warrants	6/24/2009	Warrants	R \$ 1,400,000
	1/16/2009	S&T Bancorp	Indiana	PA	Preferred Stock w/ Warrants	\$ 108,676,000	Par							
	1/16/2009	ECB Bancorp, Inc.	Engelhard	NC	Preferred Stock w/ Warrants	\$ 17,949,000	Par							
	1/16/2009	First BanCorp	San Juan	PR	Preferred Stock w/ Warrants	\$ 400,000,000	Par							
	1/16/2009	Texas Capital Bancshares, Inc.	Dallas	TX	Preferred Stock w/ Warrants	\$ 75,000,000	Par	5/13/2009 <sup>4</sup>	\$ 75,000,000	\$ 0	Warrants			
	1/16/2009	Yadkin Valley Financial Corporation	Elkin	NC	Preferred Stock w/ Warrants	\$ 36,000,000	Par							
3	1/16/2009	Carver Bancorp, Inc.	New York	NY	Preferred Stock	\$ 18,980,000	Par							
	1/16/2009	Citizens & Northern Corporation	Wellsboro	PA	Preferred Stock w/ Warrants	\$ 26,440,000	Par							
	1/16/2009	MainSource Financial Group, Inc.	Greensburg	IN	Preferred Stock w/ Warrants	\$ 57,000,000	Par							
	1/16/2009	MetroCorp Bancshares, Inc.	Houston	TX	Preferred Stock w/ Warrants	\$ 45,000,000	Par							
	1/16/2009	United Bancorp, Inc.	Tecumseh	MI	Preferred Stock w/ Warrants	\$ 20,600,000	Par							
	1/16/2009	Old Second Bancorp, Inc.	Aurora	IL	Preferred Stock w/ Warrants	\$ 73,000,000	Par							
	1/16/2009	Pulaski Financial Corp	Creve Coeur	MO	Preferred Stock w/ Warrants	\$ 32,538,000	Par							

Footnote	Purchase Date	Seller			Purchase Details			Capital Repayment Details		Treasury Investment Remaining After Capital Repayment		Final Disposition		
		Name of Institution	City	State	Investment Description	Investment Amount	Pricing Mechanism	Capital Repayment Date	Capital Repayment Amount <sup>6</sup>	Remaining Capital Amount	Remaining Investment Description	Final Disposition Date	Disposition Investment Description	Final Disposition Proceeds
	1/16/2009	OceanFirst Financial Corp.	Toms River	NJ	Preferred Stock w/ Warrants	\$ 38,263,000	Par	12/30/2009 <sup>5</sup>	\$ 38,263,000	\$ 0	Warrants			
2	1/16/2009	Community 1st Bank	Roseville	CA	Preferred Stock w/ Exercised Warrants	\$ 2,550,000	Par							
2	1/16/2009	TCB Holding Company, Texas Community Bank	The Woodlands	TX	Preferred Stock w/ Exercised Warrants	\$ 11,730,000	Par							
2	1/16/2009	Centra Financial Holdings, Inc.	Morgantown	WV	Preferred Stock w/ Exercised Warrants	\$ 15,000,000	Par	3/31/2009 <sup>4</sup>	\$ 15,000,000	\$ 0	Preferred Stock <sup>2</sup>	4/15/2009	Preferred Stock <sup>2,7</sup>	R \$ 750,000
2	1/16/2009	First Bankers Trustshares, Inc.	Quincy	IL	Preferred Stock w/ Exercised Warrants	\$ 10,000,000	Par							
2	1/16/2009	Pacific Coast National Bancorp	San Clemente	CA	Preferred Stock w/ Exercised Warrants	\$ 4,120,000	Par							
3	1/16/2009	Community Bank of the Bay	Oakland	CA	Preferred Stock	\$ 1,747,000	Par							
2	1/16/2009	Redwood Capital Bancorp	Eureka	CA	Preferred Stock w/ Exercised Warrants	\$ 3,800,000	Par							
2	1/16/2009	Syringa Bancorp	Boise	ID	Preferred Stock w/ Exercised Warrants	\$ 8,000,000	Par							
2	1/16/2009	Idaho Bancorp	Boise	ID	Preferred Stock w/ Exercised Warrants	\$ 6,900,000	Par							
2	1/16/2009	Puget Sound Bank	Bellevue	WA	Preferred Stock w/ Exercised Warrants	\$ 4,500,000	Par							
2	1/16/2009	United Financial Banking Companies, Inc.	Vienna	VA	Preferred Stock w/ Exercised Warrants	\$ 5,658,000	Par							
2	1/16/2009	Dickinson Financial Corporation II	Kansas City	MO	Preferred Stock w/ Exercised Warrants	\$ 146,053,000	Par							
2	1/16/2009	The Baraboo Bancorporation	Baraboo	WI	Preferred Stock w/ Exercised Warrants	\$ 20,749,000	Par							
2	1/16/2009	Bank of Commerce	Charlotte	NC	Preferred Stock w/ Exercised Warrants	\$ 3,000,000	Par							
2	1/16/2009	State Bankshares, Inc.	Fargo	ND	Preferred Stock w/ Exercised Warrants	\$ 50,000,000	Par	8/12/2009 <sup>4</sup>	\$ 12,500,000	\$ 37,500,000	Preferred Stock <sup>2</sup>			
2	1/16/2009	BNCCORP, Inc.	Bismarck	ND	Preferred Stock w/ Exercised Warrants	\$ 20,093,000	Par							
2	1/16/2009	First Manitowoc Bancorp, Inc.	Manitowoc	WI	Preferred Stock w/ Exercised Warrants	\$ 12,000,000	Par	5/27/2009 <sup>4</sup>	\$ 12,000,000	\$ 0	Preferred Stock <sup>2</sup>	5/27/2009	Preferred Stock <sup>2,7</sup>	R \$ 600,000
3	1/16/2009	Southern Bancorp, Inc.	Arkadelphia	AR	Preferred Stock	\$ 11,000,000	Par							
2	1/16/2009	Morrill Bancshares, Inc.	Merriam	KS	Preferred Stock w/ Exercised Warrants	\$ 13,000,000	Par							
2	1/16/2009	Treaty Oak Bancorp, Inc.	Austin	TX	Preferred Stock w/ Exercised Warrants	\$ 3,268,000	Par							
	1/23/2009	1st Source Corporation	South Bend	IN	Preferred Stock w/ Warrants	\$ 111,000,000	Par							
	1/23/2009	Princeton National Bancorp, Inc.	Princeton	IL	Preferred Stock w/ Warrants	\$ 25,083,000	Par							
	1/23/2009	AB&T Financial Corporation	Gastonia	NC	Preferred Stock w/ Warrants	\$ 3,500,000	Par							
	1/23/2009	First Citizens Banc Corp	Sandusky	OH	Preferred Stock w/ Warrants	\$ 23,184,000	Par							
	1/23/2009	WSFS Financial Corporation	Wilmington	DE	Preferred Stock w/ Warrants	\$ 52,625,000	Par							
	1/23/2009	Commonwealth Business Bank	Los Angeles	CA	Preferred Stock w/ Exercised Warrants	\$ 7,701,000	Par							
2, 13 - 12/4/2009	1/23/2009	Three Shores Bancorporation, Inc. (Seaside National Bank & Trust)	Orlando	FL	Preferred Stock w/ Exercised Warrants	\$ 5,677,000	Par							
2	1/23/2009	CalWest Bancorp	Rancho Santa Margarita	CA	Preferred Stock w/ Exercised Warrants	\$ 4,656,000	Par							
2	1/23/2009	Fresno First Bank	Fresno	CA	Preferred Stock w/ Exercised Warrants	\$ 1,968,000	Par							
2	1/23/2009	First ULB Corp.	Oakland	CA	Preferred Stock w/ Exercised Warrants	\$ 4,900,000	Par	4/22/2009 <sup>4</sup>	\$ 4,900,000	\$ 0	Preferred Stock <sup>2</sup>	4/22/2009	Preferred Stock <sup>2,7</sup>	R \$ 245,000
2	1/23/2009	Alarion Financial Services, Inc.	Ocala	FL	Preferred Stock w/ Exercised Warrants	\$ 6,514,000	Par							
2	1/23/2009	Midland States Bancorp, Inc.	Effingham	IL	Preferred Stock w/ Exercised Warrants	\$ 10,189,000	Par	12/23/2009 <sup>4</sup>	\$ 10,189,000	\$ 0	Preferred Stock <sup>2</sup>	12/23/2009	Preferred Stock <sup>2,7</sup>	R \$ 509,000
2	1/23/2009	Moscow Bancshares, Inc.	Moscow	TN	Preferred Stock w/ Exercised Warrants	\$ 6,216,000	Par							
2	1/23/2009	Farmers Bank	Windsor	VA	Preferred Stock w/ Exercised Warrants	\$ 8,752,000	Par							
2	1/23/2009	California Oaks State Bank	Thousand Oaks	CA	Preferred Stock w/ Exercised Warrants	\$ 3,300,000	Par							
2	1/23/2009	Pierce County Bancorp	Tacoma	WA	Preferred Stock w/ Exercised Warrants	\$ 6,800,000	Par							
2	1/23/2009	Calvert Financial Corporation	Ashland	MO	Preferred Stock w/ Exercised Warrants	\$ 1,037,000	Par							
2	1/23/2009	Liberty Bancshares, Inc.	Jonesboro	AR	Preferred Stock w/ Exercised Warrants	\$ 57,500,000	Par							
2	1/23/2009	Crosstown Holding Company	Blaine	MN	Preferred Stock w/ Exercised Warrants	\$ 10,650,000	Par							
2	1/23/2009	BankFirst Capital Corporation	Macon	MS	Preferred Stock w/ Exercised Warrants	\$ 15,500,000	Par							
2	1/23/2009	Southern Illinois Bancorp, Inc.	Carmi	IL	Preferred Stock w/ Exercised Warrants	\$ 5,000,000	Par							
2	1/23/2009	FPB Financial Corp.	Hammond	LA	Preferred Stock w/ Exercised Warrants	\$ 3,240,000	Par	12/16/2009 <sup>4</sup>	\$ 1,000,000	\$ 2,240,000	Preferred Stock <sup>2</sup>			
2	1/23/2009	Stonebridge Financial Corp.	West Chester	PA	Preferred Stock w/ Exercised Warrants	\$ 10,973,000	Par							
	1/30/2009	Peoples Bancorp Inc.	Marietta	OH	Preferred Stock w/ Warrants	\$ 39,000,000	Par							
	1/30/2009	Anchor Bancorp Wisconsin Inc.	Madison	WI	Preferred Stock w/ Warrants	\$ 110,000,000	Par							
	1/30/2009	Parke Bancorp, Inc.	Sewell	NJ	Preferred Stock w/ Warrants	\$ 16,288,000	Par							
	1/30/2009	Central Virginia Bankshares, Inc.	Powhatan	VA	Preferred Stock w/ Warrants	\$ 11,385,000	Par							
	1/30/2009	Flagstar Bancorp, Inc.	Troy	MI	Preferred Stock w/ Warrants	\$ 266,657,000	Par							
	1/30/2009	Middleburg Financial Corporation	Middleburg	VA	Preferred Stock w/ Warrants	\$ 22,000,000	Par	12/23/2009 <sup>5</sup>	\$ 22,000,000	\$ 0	Warrants			
	1/30/2009	Peninsula Bank Holding Co.	Palo Alto	CA	Preferred Stock w/ Warrants	\$ 6,000,000	Par							
	1/30/2009	PrivateBancorp, Inc.	Chicago	IL	Preferred Stock w/ Warrants	\$ 243,815,000	Par							
	1/30/2009	Central Valley Community Bancorp	Fresno	CA	Preferred Stock w/ Warrants	\$ 7,000,000	Par							
	1/30/2009	Plumas Bancorp	Quincy	CA	Preferred Stock w/ Warrants	\$ 11,949,000	Par							
	1/30/2009	Stewardship Financial Corporation	Midland Park	NJ	Preferred Stock w/ Warrants	\$ 10,000,000	Par							
	1/30/2009	Oak Ridge Financial Services, Inc.	Oak Ridge	NC	Preferred Stock w/ Warrants	\$ 7,700,000	Par							
	1/30/2009	First United Corporation	Oakland	MD	Preferred Stock w/ Warrants	\$ 30,000,000	Par							

Footnote	Purchase Date	Seller			Purchase Details			Capital Repayment Details		Treasury Investment Remaining After Capital Repayment		Final Disposition		
		Name of Institution	City	State	Investment Description	Investment Amount	Pricing Mechanism	Capital Repayment Date	Capital Repayment Amount <sup>6</sup>	Remaining Capital Amount	Remaining Investment Description	Final Disposition Date	Disposition Investment Description	Final Disposition Proceeds <sup>15</sup>
	1/30/2009	Community Partners Bancorp	Middletown	NJ	Preferred Stock w/ Warrants	\$ 9,000,000	Par							
	1/30/2009	Guaranty Federal Bancshares, Inc.	Springfield	MO	Preferred Stock w/ Warrants	\$ 17,000,000	Par							
	1/30/2009	Annapolis Bancorp, Inc.	Annapolis	MD	Preferred Stock w/ Warrants	\$ 8,152,000	Par							
	1/30/2009	DNB Financial Corporation	Downingtown	PA	Preferred Stock w/ Warrants	\$ 11,750,000	Par							
	1/30/2009	Firstbank Corporation	Alma	MI	Preferred Stock w/ Warrants	\$ 33,000,000	Par							
2	1/30/2009	Valley Commerce Bancorp	Visalia	CA	Preferred Stock w/ Exercised Warrants	\$ 7,700,000	Par							
2	1/30/2009	Greer Bancshares Incorporated	Greer	SC	Preferred Stock w/ Exercised Warrants	\$ 9,993,000	Par							
2	1/30/2009	Ojai Community Bank	Ojai	CA	Preferred Stock w/ Exercised Warrants	\$ 2,080,000	Par							
2	1/30/2009	Adbanc, Inc	Ogallala	NE	Preferred Stock w/ Exercised Warrants	\$ 12,720,000	Par							
2	1/30/2009	Beach Business Bank	Manhattan Beach	CA	Preferred Stock w/ Exercised Warrants	\$ 6,000,000	Par							
3	1/30/2009	Legacy Bancorp, Inc.	Milwaukee	WI	Preferred Stock	\$ 5,498,000	Par							
2	1/30/2009	First Southern Bancorp, Inc.	Boca Raton	FL	Preferred Stock w/ Exercised Warrants	\$ 10,900,000	Par							
2	1/30/2009	Country Bank Shares, Inc.	Milford	NE	Preferred Stock w/ Exercised Warrants	\$ 7,525,000	Par							
2	1/30/2009	Katahdin Bankshares Corp.	Houlton	ME	Preferred Stock w/ Exercised Warrants	\$ 10,449,000	Par							
2	1/30/2009	Rogers Bancshares, Inc.	Little Rock	AR	Preferred Stock w/ Exercised Warrants	\$ 25,000,000	Par							
2	1/30/2009	UBT Bancshares, Inc.	Marysville	KS	Preferred Stock w/ Exercised Warrants	\$ 8,950,000	Par							
2	1/30/2009	Bankers' Bank of the West Bancorp, Inc.	Denver	CO	Preferred Stock w/ Exercised Warrants	\$ 12,639,000	Par							
2	1/30/2009	W.T.B. Financial Corporation	Spokane	WA	Preferred Stock w/ Exercised Warrants	\$ 110,000,000	Par							
2	1/30/2009	AMB Financial Corp.	Munster	IN	Preferred Stock w/ Exercised Warrants	\$ 3,674,000	Par							
2	1/30/2009	Goldwater Bank, N.A.	Scottsdale	AZ	Preferred Stock w/ Exercised Warrants	\$ 2,568,000	Par							
2	1/30/2009	Equity Bancshares, Inc.	Wichita	KS	Preferred Stock w/ Exercised Warrants	\$ 8,750,000	Par							
2, 13 - 10/30/2009	1/30/2009	WashingtonFirst Bankshares, Inc. (WashingtonFirst Bank)	Reston	VA	Preferred Stock w/ Exercised Warrants	\$ 6,633,000	Par							
2	1/30/2009	Central Bancshares, Inc.	Houston	TX	Preferred Stock w/ Exercised Warrants	\$ 5,800,000	Par							
2	1/30/2009	Hilltop Community Bancorp, Inc.	Summit	NJ	Preferred Stock w/ Exercised Warrants	\$ 4,000,000	Par							
2	1/30/2009	Northway Financial, Inc.	Berlin	NH	Preferred Stock w/ Exercised Warrants	\$ 10,000,000	Par							
2	1/30/2009	Monument Bank	Bethesda	MD	Preferred Stock w/ Exercised Warrants	\$ 4,734,000	Par							
2	1/30/2009	Metro City Bank	Doraville	GA	Preferred Stock w/ Exercised Warrants	\$ 7,700,000	Par							
2	1/30/2009	F & M Bancshares, Inc.	Trezevant	TN	Preferred Stock w/ Exercised Warrants	\$ 4,609,000	Par							
2	1/30/2009	First Resource Bank	Exton	PA	Preferred Stock w/ Exercised Warrants	\$ 2,600,000	Par							
	2/6/2009	MidWestOne Financial Group, Inc.	Iowa City	IA	Preferred Stock w/ Warrants	\$ 16,000,000	Par							
	2/6/2009	Lakeland Bancorp, Inc.	Oak Ridge	NJ	Preferred Stock w/ Warrants	\$ 59,000,000	Par							
	2/6/2009	Monarch Community Bancorp, Inc.	Coldwater	MI	Preferred Stock w/ Warrants	\$ 6,785,000	Par							
	2/6/2009	The First Bancshares, Inc.	Hattiesburg	MS	Preferred Stock w/ Warrants	\$ 5,000,000	Par							
	2/6/2009	Carolina Trust Bank	Lincolnton	NC	Preferred Stock w/ Warrants	\$ 4,000,000	Par							
	2/6/2009	Alaska Pacific Bancshares, Inc.	Juneau	AK	Preferred Stock w/ Warrants	\$ 4,781,000	Par							
3	2/6/2009	PGB Holdings, Inc.	Chicago	IL	Preferred Stock	\$ 3,000,000	Par							
2	2/6/2009	The Freeport State Bank	Harper	KS	Preferred Stock w/ Exercised Warrants	\$ 301,000	Par							
2	2/6/2009	Stockmens Financial Corporation	Rapid City	SD	Preferred Stock w/ Exercised Warrants	\$ 15,568,000	Par							
2	2/6/2009	US Metro Bank	Garden Grove	CA	Preferred Stock w/ Exercised Warrants	\$ 2,861,000	Par							
2	2/6/2009	First Express of Nebraska, Inc.	Gering	NE	Preferred Stock w/ Exercised Warrants	\$ 5,000,000	Par							
2	2/6/2009	Mercantile Capital Corp.	Boston	MA	Preferred Stock w/ Exercised Warrants	\$ 3,500,000	Par							
2	2/6/2009	Citizens Commerce Bancshares, Inc.	Versailles	KY	Preferred Stock w/ Exercised Warrants	\$ 6,300,000	Par							
3	2/6/2009	Liberty Financial Services, Inc.	New Orleans	LA	Preferred Stock	\$ 5,645,000	Par							
2	2/6/2009	Lone Star Bank	Houston	TX	Preferred Stock w/ Exercised Warrants	\$ 3,072,000	Par							
2	2/6/2009	First Market Bank, FSB	Richmond	VA	Preferred Stock w/ Exercised Warrants	\$ 33,900,000	Par							
2	2/6/2009	Banner County Ban Corporation	Harrisburg	NE	Preferred Stock w/ Exercised Warrants	\$ 795,000	Par							
2	2/6/2009	Centrix Bank & Trust	Bedford	NH	Preferred Stock w/ Exercised Warrants	\$ 7,500,000	Par							
2	2/6/2009	Todd Bancshares, Inc.	Hopkinsville	KY	Preferred Stock w/ Exercised Warrants	\$ 4,000,000	Par							
2	2/6/2009	Georgia Commerce Bancshares, Inc.	Atlanta	GA	Preferred Stock w/ Exercised Warrants	\$ 8,700,000	Par							
2	2/6/2009	First Bank of Charleston, Inc.	Charleston	WV	Preferred Stock w/ Exercised Warrants	\$ 3,345,000	Par							
2	2/6/2009	F & M Financial Corporation	Salisbury	NC	Preferred Stock w/ Exercised Warrants	\$ 17,000,000	Par							
2	2/6/2009	The Bank of Currituck	Moyock	NC	Preferred Stock w/ Exercised Warrants	\$ 4,021,000	Par							
2	2/6/2009	CedarStone Bank	Lebanon	TN	Preferred Stock w/ Exercised Warrants	\$ 3,564,000	Par							
2	2/6/2009	Community Holding Company of Florida, Inc.	Miramar Beach	FL	Preferred Stock w/ Exercised Warrants	\$ 1,050,000	Par							
2	2/6/2009	Hyperion Bank	Philadelphia	PA	Preferred Stock w/ Exercised Warrants	\$ 1,552,000	Par							
2	2/6/2009	Pascack Community Bank	Westwood	NJ	Preferred Stock w/ Exercised Warrants	\$ 3,756,000	Par							
2	2/6/2009	First Western Financial, Inc.	Denver	CO	Preferred Stock w/ Exercised Warrants	\$ 8,559,000	Par							
	2/13/2009	QCR Holdings, Inc.	Moline	IL	Preferred Stock w/ Warrants	\$ 38,237,000	Par							



Footnote	Purchase Date	Seller			Purchase Details			Capital Repayment Details		Treasury Investment Remaining After Capital Repayment		Final Disposition		
		Name of Institution	City	State	Investment Description	Investment Amount	Pricing Mechanism	Capital Repayment Date	Capital Repayment Amount <sup>6</sup>	Remaining Capital Amount	Remaining Investment Description	Final Disposition Date	Disposition Investment Description	Final Disposition Proceeds
	2/13/2009	Westamerica Bancorporation	San Rafael	CA	Preferred Stock w/ Warrants	\$ 83,726,000	Par	9/2/2009 <sup>4</sup>	\$ 41,863,000	\$ 41,863,000	Preferred Stock w/ Warrants			
								11/18/2009 <sup>4</sup>	\$ 41,863,000	\$ 0	Warrants			
	2/13/2009	The Bank of Kentucky Financial Corporation	Crestview Hills	KY	Preferred Stock w/ Warrants	\$ 34,000,000	Par							
	2/13/2009	PremierWest Bancorp	Medford	OR	Preferred Stock w/ Warrants	\$ 41,400,000	Par							
	2/13/2009	Carrollton Bancorp	Baltimore	MD	Preferred Stock w/ Warrants	\$ 9,201,000	Par							
	2/13/2009	FNB United Corp.	Asheboro	NC	Preferred Stock w/ Warrants	\$ 51,500,000	Par							
2	2/13/2009	First Menasha Bancshares, Inc.	Neenah	WI	Preferred Stock w/ Exercised Warrants	\$ 4,797,000	Par							
2	2/13/2009	1st Enterprise Bank	Los Angeles	CA	Preferred Stock w/ Exercised Warrants	\$ 4,400,000	Par							
2	2/13/2009	DeSoto County Bank	Horn Lake	MS	Preferred Stock w/ Exercised Warrants	\$ 1,173,000	Par							
2	2/13/2009	Security Bancshares of Pulaski County, Inc.	Waynesville	MO	Preferred Stock w/ Exercised Warrants	\$ 2,152,000	Par							
2	2/13/2009	State Capital Corporation	Greenwood	MS	Preferred Stock w/ Exercised Warrants	\$ 15,000,000	Par							
2	2/13/2009	BankGreenville	Greenville	SC	Preferred Stock w/ Exercised Warrants	\$ 1,000,000	Par							
2	2/13/2009	Corning Savings and Loan Association	Corning	AR	Preferred Stock w/ Exercised Warrants	\$ 638,000	Par							
2	2/13/2009	Financial Security Corporation	Basin	WY	Preferred Stock w/ Exercised Warrants	\$ 5,000,000	Par							
2	2/13/2009	ColoEast Bancshares, Inc.	Lamar	CO	Preferred Stock w/ Exercised Warrants	\$ 10,000,000	Par							
2	2/13/2009	Santa Clara Valley Bank, N.A.	Santa Paula	CA	Preferred Stock w/ Exercised Warrants	\$ 2,900,000	Par							
2	2/13/2009	Reliance Bancshares, Inc.	Frontenac	MO	Preferred Stock w/ Exercised Warrants	\$ 40,000,000	Par							
2	2/13/2009	Regional Bancshares, Inc.	Hartsville	SC	Preferred Stock w/ Exercised Warrants	\$ 1,500,000	Par							
2	2/13/2009	Peoples Bancorp	Lynden	WA	Preferred Stock w/ Exercised Warrants	\$ 18,000,000	Par							
2	2/13/2009	First Choice Bank	Cerritos	CA	Preferred Stock w/ Exercised Warrants	\$ 2,200,000	Par							
2	2/13/2009	Gregg Bancshares, Inc.	Ozark	MO	Preferred Stock w/ Exercised Warrants	\$ 825,000	Par							
2	2/13/2009	Hometown Bancshares, Inc.	Corbin	KY	Preferred Stock w/ Exercised Warrants	\$ 1,900,000	Par							
2	2/13/2009	Midwest Regional Bancorp, Inc.	Festus	MO	Preferred Stock w/ Exercised Warrants	\$ 700,000	Par	11/10/2009 <sup>4</sup>	\$ 700,000	\$ 0	Preferred Stock <sup>2</sup>	11/10/2009	Preferred Stock <sup>2,7</sup>	R \$ 35,000
2	2/13/2009	Bern Bancshares, Inc.	Bern	KS	Preferred Stock w/ Exercised Warrants	\$ 985,000	Par							
2	2/13/2009	Northwest Bancorporation, Inc.	Spokane	WA	Preferred Stock w/ Exercised Warrants	\$ 10,500,000	Par							
2	2/13/2009	Liberty Bancshares, Inc.	Springfield	MO	Preferred Stock w/ Exercised Warrants	\$ 21,900,000	Par							
2	2/13/2009	F&M Financial Corporation	Clarksville	TN	Preferred Stock w/ Exercised Warrants	\$ 17,243,000	Par							
2	2/13/2009	Meridian Bank	Devon	PA	Preferred Stock w/ Exercised Warrants	\$ 6,200,000	Par							
2	2/13/2009	Northwest Commercial Bank	Lakewood	WA	Preferred Stock w/ Exercised Warrants	\$ 1,992,000	Par							
	2/20/2009	Royal Bancshares of Pennsylvania, Inc.	Narberth	PA	Preferred Stock w/ Warrants	\$ 30,407,000	Par							
	2/20/2009	First Merchants Corporation	Muncie	IN	Preferred Stock w/ Warrants	\$ 116,000,000	Par							
	2/20/2009	Northern States Financial Corporation	Waukegan	IL	Preferred Stock w/ Warrants	\$ 17,211,000	Par							
2	2/20/2009	Sonoma Valley Bancorp	Sonoma	CA	Preferred Stock w/ Exercised Warrants	\$ 8,653,000	Par							
2	2/20/2009	Guaranty Bancorp, Inc.	Woodsville	NH	Preferred Stock w/ Exercised Warrants	\$ 6,920,000	Par							
2	2/20/2009	The Private Bank of California	Los Angeles	CA	Preferred Stock w/ Exercised Warrants	\$ 5,450,000	Par							
2	2/20/2009	Lafayette Bancorp, Inc.	Oxford	MS	Preferred Stock w/ Exercised Warrants	\$ 1,998,000	Par							
2	2/20/2009	Liberty Shares, Inc.	Hinesville	GA	Preferred Stock w/ Exercised Warrants	\$ 17,280,000	Par							
2	2/20/2009	White River Bancshares Company	Fayetteville	AR	Preferred Stock w/ Exercised Warrants	\$ 16,800,000	Par							
2	2/20/2009	United American Bank	San Mateo	CA	Preferred Stock w/ Exercised Warrants	\$ 8,700,000	Par							
2	2/20/2009	Crazy Woman Creek Bancorp, Inc.	Buffalo	WY	Preferred Stock w/ Exercised Warrants	\$ 3,100,000	Par							
2	2/20/2009	First Priority Financial Corp.	Malvern	PA	Preferred Stock w/ Exercised Warrants	\$ 4,579,000	Par							
2	2/20/2009	Mid-Wisconsin Financial Services, Inc.	Medford	WI	Preferred Stock w/ Exercised Warrants	\$ 10,000,000	Par							
2	2/20/2009	Market Bancorporation, Inc.	New Market	MN	Preferred Stock w/ Exercised Warrants	\$ 2,060,000	Par							
2	2/20/2009	Hometown Bancorp of Alabama, Inc.	Oneonta	AL	Preferred Stock w/ Exercised Warrants	\$ 3,250,000	Par							
2	2/20/2009	Security State Bancshares, Inc.	Charleston	MO	Preferred Stock w/ Exercised Warrants	\$ 12,500,000	Par							
2	2/20/2009	CBB Bancorp	Cartersville	GA	Preferred Stock w/ Exercised Warrants	\$ 2,644,000	Par							
2	2/20/2009	BancPlus Corporation	Ridgeland	MS	Preferred Stock w/ Exercised Warrants	\$ 48,000,000	Par							
2	2/20/2009	Central Community Corporation	Temple	TX	Preferred Stock w/ Exercised Warrants	\$ 22,000,000	Par							
2	2/20/2009	First BancTrust Corporation	Paris	IL	Preferred Stock w/ Exercised Warrants	\$ 7,350,000	Par							
2	2/20/2009	Premier Service Bank	Riverside	CA	Preferred Stock w/ Exercised Warrants	\$ 4,000,000	Par							
2	2/20/2009	Florida Business BancGroup, Inc.	Tampa	FL	Preferred Stock w/ Exercised Warrants	\$ 9,495,000	Par							
2	2/20/2009	Hamilton State Bancshares	Hoschton	GA	Preferred Stock w/ Exercised Warrants	\$ 7,000,000	Par							
	2/27/2009	Lakeland Financial Corporation	Warsaw	IN	Preferred Stock w/ Warrants	\$ 56,044,000	Par							
	2/27/2009	First M&F Corporation	Kosciusko	MS	Preferred Stock w/ Warrants	\$ 30,000,000	Par							
	2/27/2009	Southern First Bancshares, Inc.	Greenville	SC	Preferred Stock w/ Warrants	\$ 17,299,000	Par							
	2/27/2009	Integra Bank Corporation	Evansville	IN	Preferred Stock w/ Warrants	\$ 83,586,000	Par							
2	2/27/2009	Community First Inc.	Columbia	TN	Preferred Stock w/ Exercised Warrants	\$ 17,806,000	Par							
2	2/27/2009	BNC Financial Group, Inc.	New Canaan	CT	Preferred Stock w/ Exercised Warrants	\$ 4,797,000	Par							

Footnote	Purchase Date	Seller			Purchase Details			Capital Repayment Details		Treasury Investment Remaining After Capital Repayment		Final Disposition		
		Name of Institution	City	State	Investment Description	Investment Amount	Pricing Mechanism	Capital Repayment Date	Capital Repayment Amount <sup>6</sup>	Remaining Capital Amount	Remaining Investment Description	Final Disposition Date	Disposition Investment Description	Final Disposition Proceeds <sup>15</sup>
2	2/27/2009	California Bank of Commerce	Lafayette	CA	Preferred Stock w/ Exercised Warrants	\$ 4,000,000	Par							
2	2/27/2009	Columbine Capital Corp.	Buena Vista	CO	Preferred Stock w/ Exercised Warrants	\$ 2,260,000	Par							
2	2/27/2009	National Bancshares, Inc.	Bettendorf	IA	Preferred Stock w/ Exercised Warrants	\$ 24,664,000	Par							
2	2/27/2009	First State Bank of Mobeetie	Mobeetie	TX	Preferred Stock w/ Exercised Warrants	\$ 731,000	Par							
2	2/27/2009	Ridgestone Financial Services, Inc.	Brookfield	WI	Preferred Stock w/ Exercised Warrants	\$ 10,900,000	Par							
2	2/27/2009	Community Business Bank	West Sacramento	CA	Preferred Stock w/ Exercised Warrants	\$ 3,976,000	Par							
2	2/27/2009	D.L. Evans Bancorp	Burley	ID	Preferred Stock w/ Exercised Warrants	\$ 19,891,000	Par							
2	2/27/2009	TriState Capital Holdings, Inc.	Pittsburgh	PA	Preferred Stock w/ Exercised Warrants	\$ 23,000,000	Par							
2	2/27/2009	Green City Bancshares, Inc.	Green City	MO	Preferred Stock w/ Exercised Warrants	\$ 651,000	Par							
2	2/27/2009	First Gothenburg Bancshares, Inc.	Gothenburg	NE	Preferred Stock w/ Exercised Warrants	\$ 7,570,000	Par							
2	2/27/2009	Green Circle Investments, Inc.	Clive	IA	Preferred Stock w/ Exercised Warrants	\$ 2,400,000	Par							
2	2/27/2009	Private Bancorporation, Inc.	Minneapolis	MN	Preferred Stock w/ Exercised Warrants	\$ 4,960,000	Par							
2	2/27/2009	Regent Capital Corporation	Nowata	OK	Preferred Stock w/ Exercised Warrants	\$ 2,655,000	Par							
2	2/27/2009	Central Bancorp, Inc.	Garland	TX	Preferred Stock w/ Exercised Warrants	\$ 22,500,000	Par							
2	2/27/2009	Medallion Bank	Salt Lake City	UT	Preferred Stock w/ Exercised Warrants	\$ 11,800,000	Par							
2	2/27/2009	PSB Financial Corporation	Many	LA	Preferred Stock w/ Exercised Warrants	\$ 9,270,000	Par							
2	2/27/2009	Avenue Financial Holdings, Inc.	Nashville	TN	Preferred Stock w/ Exercised Warrants	\$ 7,400,000	Par							
2	2/27/2009	Howard Bancorp, Inc.	Ellicott City	MD	Preferred Stock w/ Exercised Warrants	\$ 5,983,000	Par							
2	2/27/2009	FNB Bancorp	South San Francisco	CA	Preferred Stock w/ Exercised Warrants	\$ 12,000,000	Par							
2, 13 - 12/4/2009	2/27/2009	The Victory Bancorp, Inc. (The Victory Bank)	Limerick	PA	Preferred Stock w/ Exercised Warrants	\$ 541,000	Par							
2	2/27/2009	Catskill Hudson Bancorp, Inc	Rock Hill	NY	Preferred Stock w/ Exercised Warrants	\$ 3,000,000	Par							
2	2/27/2009	Midtown Bank & Trust Company	Atlanta	GA	Preferred Stock w/ Exercised Warrants	\$ 5,222,000	Par							
	3/6/2009	HCSB Financial Corporation	Loris	SC	Preferred Stock w/ Warrants	\$ 12,895,000	Par							
	3/6/2009	First Bussey Corporation	Urbana	IL	Preferred Stock w/ Warrants	\$ 100,000,000	Par							
	3/6/2009	First Federal Bancshares of Arkansas, Inc.	Harrison	AR	Preferred Stock w/ Warrants	\$ 16,500,000	Par							
3	3/6/2009	Citizens Bancshares Corporation	Atlanta	GA	Preferred Stock	\$ 7,462,000	Par							
2	3/6/2009	ICB Financial	Ontario	CA	Preferred Stock w/ Exercised Warrants	\$ 6,000,000	Par							
2	3/6/2009	First Texas BHC, Inc.	Fort Worth	TX	Preferred Stock w/ Exercised Warrants	\$ 13,533,000	Par							
2	3/6/2009	Farmers & Merchants Bancshares, Inc.	Houston	TX	Preferred Stock w/ Exercised Warrants	\$ 11,000,000	Par							
2	3/6/2009	Blue Ridge Bancshares, Inc.	Independence	MO	Preferred Stock w/ Exercised Warrants	\$ 12,000,000	Par							
2	3/6/2009	First Reliance Bancshares, Inc.	Florence	SC	Preferred Stock w/ Exercised Warrants	\$ 15,349,000	Par							
2	3/6/2009	Merchants and Planters Bancshares, Inc.	Toone	TN	Preferred Stock w/ Exercised Warrants	\$ 1,881,000	Par							
2	3/6/2009	First Southwest Bancorporation, Inc.	Alamosa	CO	Preferred Stock w/ Exercised Warrants	\$ 5,500,000	Par							
2	3/6/2009	Germantown Capital Corporation, Inc.	Germantown	TN	Preferred Stock w/ Exercised Warrants	\$ 4,967,000	Par							
2	3/6/2009	BOH Holdings, Inc.	Houston	TX	Preferred Stock w/ Exercised Warrants	\$ 10,000,000	Par							
2	3/6/2009	AmeriBank Holding Company	Collinsville	OK	Preferred Stock w/ Exercised Warrants	\$ 2,492,000	Par							
2	3/6/2009	Highlands Independent Bancshares, Inc.	Sebring	FL	Preferred Stock w/ Exercised Warrants	\$ 6,700,000	Par							
2	3/6/2009	Pinnacle Bank Holding Company, Inc.	Orange City	FL	Preferred Stock w/ Exercised Warrants	\$ 4,389,000	Par							
2	3/6/2009	Blue River Bancshares, Inc.	Shelbyville	IN	Preferred Stock w/ Exercised Warrants	\$ 5,000,000	Par							
2	3/6/2009	Marine Bank & Trust Company	Vero Beach	FL	Preferred Stock w/ Exercised Warrants	\$ 3,000,000	Par							
2	3/6/2009	Community Bancshares of Kansas, Inc.	Goff	KS	Preferred Stock w/ Exercised Warrants	\$ 500,000	Par							
2	3/6/2009	Regent Bancorp, Inc.	Davie	FL	Preferred Stock w/ Exercised Warrants	\$ 9,982,000	Par							
2	3/6/2009	Park Bancorporation, Inc.	Madison	WI	Preferred Stock w/ Exercised Warrants	\$ 23,200,000	Par							
2	3/6/2009	PeoplesSouth Bancshares, Inc.	Colquitt	GA	Preferred Stock w/ Exercised Warrants	\$ 12,325,000	Par							
	3/13/2009	First Place Financial Corp.	Warren	OH	Preferred Stock w/ Warrants	\$ 72,927,000	Par							
	3/13/2009	Salisbury Bancorp, Inc.	Lakeville	CT	Preferred Stock w/ Warrants	\$ 8,816,000	Par							
	3/13/2009	First Northern Community Bancorp	Dixon	CA	Preferred Stock w/ Warrants	\$ 17,390,000	Par							
	3/13/2009	Discover Financial Services	Riverwoods	IL	Preferred Stock w/ Warrants	\$ 1,224,558,000	Par							
	3/13/2009	Provident Community Bancshares, Inc.	Rock Hill	SC	Preferred Stock w/ Warrants	\$ 9,266,000	Par							
3	3/13/2009	First American International Corp.	Brooklyn	NY	Preferred Stock	\$ 17,000,000	Par							
2	3/13/2009	BancIndependent, Inc.	Sheffield	AL	Preferred Stock w/ Exercised Warrants	\$ 21,100,000	Par							
2	3/13/2009	Haviland Bancshares, Inc.	Haviland	KS	Preferred Stock w/ Exercised Warrants	\$ 425,000	Par							
2	3/13/2009	1st United Bancorp, Inc.	Boca Raton	FL	Preferred Stock w/ Exercised Warrants	\$ 10,000,000	Par	11/18/2009 <sup>4</sup>	\$ 10,000,000	\$ 0	Preferred Stock <sup>2</sup>	11/18/2009	Preferred Stock <sup>2,7</sup>	R \$ 500,000
2	3/13/2009	Madison Financial Corporation	Richmond	KY	Preferred Stock w/ Exercised Warrants	\$ 3,370,000	Par							
2	3/13/2009	First National Corporation	Strasburg	VA	Preferred Stock w/ Exercised Warrants	\$ 13,900,000	Par							
2	3/13/2009	St. Johns Bancshares, Inc.	St. Louis	MO	Preferred Stock w/ Exercised Warrants	\$ 3,000,000	Par							
2	3/13/2009	Blackhawk Bancorp, Inc.	Beloit	WI	Preferred Stock w/ Exercised Warrants	\$ 10,000,000	Par							

Footnote	Purchase Date	Seller			Purchase Details			Capital Repayment Details		Treasury Investment Remaining After Capital Repayment		Final Disposition		
		Name of Institution	City	State	Investment Description	Investment Amount	Pricing Mechanism	Capital Repayment Date	Capital Repayment Amount <sup>6</sup>	Remaining Capital Amount	Remaining Investment Description	Final Disposition Date	Disposition Investment Description	Final Disposition Proceeds <sup>15</sup>
2, 3a - 11/13/2009	3/13/2009	IBW Financial Corporation	Washington	DC	Preferred Stock	\$ 6,000,000	Par							
2	3/13/2009	Butler Point, Inc.	Catlin	IL	Preferred Stock w/ Exercised Warrants	\$ 607,000	Par							
2	3/13/2009	Bank of George	Las Vegas	NV	Preferred Stock w/ Exercised Warrants	\$ 2,672,000	Par							
2	3/13/2009	Moneytree Corporation	Lenoir City	TN	Preferred Stock w/ Exercised Warrants	\$ 9,516,000	Par							
2	3/13/2009	Sovereign Bancshares, Inc.	Dallas	TX	Preferred Stock w/ Exercised Warrants	\$ 18,215,000	Par							
2	3/13/2009	First Intercontinental Bank	Doraville	GA	Preferred Stock w/ Exercised Warrants	\$ 6,398,000	Par							
	3/20/2009	Heritage Oaks Bancorp	Paso Robles	CA	Preferred Stock w/ Warrants	\$ 21,000,000	Par							
2	3/20/2009	Community First Bancshares Inc.	Union City	TN	Preferred Stock w/ Exercised Warrants	\$ 20,000,000	Par							
2	3/20/2009	First NBC Bank Holding Company	New Orleans	LA	Preferred Stock w/ Exercised Warrants	\$ 17,836,000	Par							
2	3/20/2009	First Colebrook Bancorp, Inc.	Colebrook	NH	Preferred Stock w/ Exercised Warrants	\$ 4,500,000	Par							
2	3/20/2009	Kirksville Bancorp, Inc.	Kirksville	MO	Preferred Stock w/ Exercised Warrants	\$ 470,000	Par							
2	3/20/2009	Peoples Bancshares of TN, Inc	Madisonville	TN	Preferred Stock w/ Exercised Warrants	\$ 3,900,000	Par							
2	3/20/2009	Premier Bank Holding Company	Tallahassee	FL	Preferred Stock w/ Exercised Warrants	\$ 9,500,000	Par							
2	3/20/2009	Citizens Bank & Trust Company	Covington	LA	Preferred Stock w/ Exercised Warrants	\$ 2,400,000	Par							
2	3/20/2009	Farmers & Merchants Financial Corporation	Argonia	KS	Preferred Stock w/ Exercised Warrants	\$ 442,000	Par							
2	3/20/2009	Farmers State Bankshares, Inc.	Holton	KS	Preferred Stock w/ Exercised Warrants	\$ 700,000	Par							
2	3/27/2009	SBT Bancorp, Inc.	Simsbury	CT	Preferred Stock w/ Exercised Warrants	\$ 4,000,000	Par							
2	3/27/2009	CSRA Bank Corp.	Wrens	GA	Preferred Stock w/ Exercised Warrants	\$ 2,400,000	Par							
2	3/27/2009	Trinity Capital Corporation	Los Alamos	NM	Preferred Stock w/ Exercised Warrants	\$ 35,539,000	Par							
2	3/27/2009	Clover Community Bankshares, Inc.	Clover	SC	Preferred Stock w/ Exercised Warrants	\$ 3,000,000	Par							
2	3/27/2009	Pathway Bancorp	Cairo	NE	Preferred Stock w/ Exercised Warrants	\$ 3,727,000	Par							
2	3/27/2009	Colonial American Bank	West Conshohocken	PA	Preferred Stock w/ Exercised Warrants	\$ 574,000	Par							
2	3/27/2009	MS Financial, Inc.	Kingwood	TX	Preferred Stock w/ Exercised Warrants	\$ 7,723,000	Par							
2	3/27/2009	Triad Bancorp, Inc.	Frontenac	MO	Preferred Stock w/ Exercised Warrants	\$ 3,700,000	Par							
2	3/27/2009	Alpine Banks of Colorado	Glenwood Springs	CO	Preferred Stock w/ Exercised Warrants	\$ 70,000,000	Par							
2	3/27/2009	Naples Bancorp, Inc.	Naples	FL	Preferred Stock w/ Exercised Warrants	\$ 4,000,000	Par							
2	3/27/2009	CBS Banc-Corp.	Russellville	AL	Preferred Stock w/ Exercised Warrants	\$ 24,300,000	Par							
2	3/27/2009	IBT Bancorp, Inc.	Irving	TX	Preferred Stock w/ Exercised Warrants	\$ 2,295,000	Par							
2	3/27/2009	Spirit BankCorp, Inc.	Bristow	OK	Preferred Stock w/ Exercised Warrants	\$ 30,000,000	Par							
2	3/27/2009	Maryland Financial Bank	Towson	MD	Preferred Stock w/ Exercised Warrants	\$ 1,700,000	Par							
	4/3/2009	First Capital Bancorp, Inc.	Glen Ellen	VA	Preferred Stock w/ Warrants	\$ 10,958,000	Par							
2, 3	4/3/2009	Tri-State Bank of Memphis	Memphis	TN	Preferred Stock	\$ 2,795,000	Par							
2	4/3/2009	Fortune Financial Corporation	Arnold	MO	Preferred Stock w/ Exercised Warrants	\$ 3,100,000	Par							
2	4/3/2009	BancStar, Inc.	Festus	MO	Preferred Stock w/ Exercised Warrants	\$ 8,600,000	Par							
2	4/3/2009	Titonka Bancshares, Inc	Titonka	IA	Preferred Stock w/ Exercised Warrants	\$ 2,117,000	Par							
2	4/3/2009	Millennium Bancorp, Inc.	Edwards	CO	Preferred Stock w/ Exercised Warrants	\$ 7,260,000	Par							
2	4/3/2009	TriSummit Bank	Kingsport	TN	Preferred Stock w/ Exercised Warrants	\$ 2,765,000	Par							
2	4/3/2009	Prairie Star Bancshares, Inc.	Olathe	KS	Preferred Stock w/ Exercised Warrants	\$ 2,800,000	Par							
2	4/3/2009	Community First Bancshares, Inc.	Harrison	AR	Preferred Stock w/ Exercised Warrants	\$ 12,725,000	Par							
2	4/3/2009	BCB Holding Company, Inc.	Theodore	AL	Preferred Stock w/ Exercised Warrants	\$ 1,706,000	Par							
3	4/10/2009	City National Bancshares Corporation	Newark	NJ	Preferred Stock	\$ 9,439,000	Par							
2	4/10/2009	First Business Bank, N.A.	San Diego	CA	Preferred Stock w/ Exercised Warrants	\$ 2,211,000	Par							
2	4/10/2009	SV Financial, Inc.	Sterling	IL	Preferred Stock w/ Exercised Warrants	\$ 4,000,000	Par							
2	4/10/2009	Capital Commerce Bancorp, Inc.	Milwaukee	WI	Preferred Stock w/ Exercised Warrants	\$ 5,100,000	Par							
2	4/10/2009	Metropolitan Capital Bancorp, Inc.	Chicago	IL	Preferred Stock w/ Exercised Warrants	\$ 2,040,000	Par							
	4/17/2009	Bank of the Carolinas Corporation	Mocksville	NC	Preferred Stock w/ Warrants	\$ 13,179,000	Par							
2	4/17/2009	Penn Liberty Financial Corp.	Wayne	PA	Preferred Stock w/ Exercised Warrants	\$ 9,960,000	Par							
2	4/17/2009	Tifton Banking Company	Tifton	GA	Preferred Stock w/ Exercised Warrants	\$ 3,800,000	Par							
2	4/17/2009	Patterson Bancshares, Inc	Patterson	LA	Preferred Stock w/ Exercised Warrants	\$ 3,690,000	Par							
2	4/17/2009	BNB Financial Services Corporation	New York	NY	Preferred Stock w/ Exercised Warrants	\$ 7,500,000	Par							
2	4/17/2009	Omega Capital Corp.	Lakewood	CO	Preferred Stock w/ Exercised Warrants	\$ 2,816,000	Par							
	4/24/2009	Mackinac Financial Corporation	Manistique	MI	Preferred Stock w/ Warrants	\$ 11,000,000	Par							
2	4/24/2009	Birmingham Bloomfield Bancshares, Inc	Birmingham	MI	Preferred Stock w/ Exercised Warrants	\$ 1,635,000	Par							
2	4/24/2009	Vision Bank - Texas	Richardson	TX	Preferred Stock w/ Exercised Warrants	\$ 1,500,000	Par							
2	4/24/2009	Oregon Bancorp, Inc.	Salem	OR	Preferred Stock w/ Exercised Warrants	\$ 3,216,000	Par							
2	4/24/2009	Peoples Bancorporation, Inc.	Easley	SC	Preferred Stock w/ Exercised Warrants	\$ 12,660,000	Par							
2	4/24/2009	Indiana Bank Corp.	Dana	IN	Preferred Stock w/ Exercised Warrants	\$ 1,312,000	Par							

Footnote	Purchase Date	Seller			Purchase Details			Capital Repayment Details		Treasury Investment Remaining After Capital Repayment		Final Disposition		
		Name of Institution	City	State	Investment Description	Investment Amount	Pricing Mechanism	Capital Repayment Date	Capital Repayment Amount <sup>6</sup>	Remaining Capital Amount	Remaining Investment Description	Final Disposition Date	Disposition Investment Description	Final Disposition Proceeds <sup>15</sup>
2	4/24/2009	Business Bancshares, Inc.	Clayton	MO	Preferred Stock w/ Exercised Warrants	\$ 15,000,000	Par							
2	4/24/2009	Standard Bancshares, Inc.	Hickory Hills	IL	Preferred Stock w/ Exercised Warrants	\$ 60,000,000	Par							
2	4/24/2009	York Traditions Bank	York	PA	Preferred Stock w/ Exercised Warrants	\$ 4,871,000	Par							
2	4/24/2009	Grand Capital Corporation	Tulsa	OK	Preferred Stock w/ Exercised Warrants	\$ 4,000,000	Par							
2	4/24/2009	Allied First Bancorp, Inc.	Oswego	IL	Preferred Stock w/ Exercised Warrants	\$ 3,652,000	Par							
8	4/24/2009	Frontier Bancshares, Inc.	Austin	TX	Subordinated Debentures w/ Exercised Warrants	\$ 3,000,000	Par	11/24/2009	\$ 1,600,000	\$ 1,400,000	Subordinated Debentures <sup>9</sup>			
	5/1/2009	Village Bank and Trust Financial Corp	Midlothian	VA	Preferred Stock w/ Warrants	\$ 14,738,000	Par							
2	5/1/2009	CenterBank	Milford	OH	Preferred Stock w/ Exercised Warrants	\$ 2,250,000	Par							
2	5/1/2009	Georgia Primary Bank	Atlanta	GA	Preferred Stock w/ Exercised Warrants	\$ 4,500,000	Par							
2	5/1/2009	Union Bank & Trust Company	Oxford	NC	Preferred Stock w/ Exercised Warrants	\$ 3,194,000	Par							
2	5/1/2009	HPK Financial Corporation	Chicago	IL	Preferred Stock w/ Exercised Warrants	\$ 4,000,000	Par							
8	5/1/2009	OSB Financial Services, Inc.	Orange	TX	Subordinated Debentures w/ Exercised Warrants	\$ 6,100,000	Par							
8	5/1/2009	Security State Bank Holding-Company	Jamestown	ND	Subordinated Debentures w/ Exercised Warrants	\$ 10,750,000	Par							
2	5/8/2009	Highlands State Bank	Vernon	NJ	Preferred Stock w/ Exercised Warrants	\$ 3,091,000	Par							
2	5/8/2009	One Georgia Bank	Atlanta	GA	Preferred Stock w/ Exercised Warrants	\$ 5,500,000	Par							
2	5/8/2009	Gateway Bancshares, Inc.	Ringgold	GA	Preferred Stock w/ Exercised Warrants	\$ 6,000,000	Par							
8	5/8/2009	Freeport Bancshares, Inc.	Freeport	IL	Subordinated Debentures w/ Exercised Warrants	\$ 3,000,000	Par							
8	5/8/2009	Investors Financial Corporation of Pettis County, Inc.	Sedalia	MO	Subordinated Debentures w/ Exercised Warrants	\$ 4,000,000	Par							
8	5/8/2009	Sword Financial Corporation	Horicon	WI	Subordinated Debentures w/ Exercised Warrants	\$ 13,644,000	Par							
3, 8	5/8/2009	Premier Bancorp, Inc.	Wilmette	IL	Subordinated Debentures	\$ 6,784,000	Par							
	5/15/2009	Mercantile Bank Corporation	Grand Rapids	MI	Preferred Stock w/ Warrants	\$ 21,000,000	Par							
2	5/15/2009	Northern State Bank	Closter	NJ	Preferred Stock w/ Exercised Warrants	\$ 1,341,000	Par							
2	5/15/2009	Western Reserve Bancorp, Inc	Medina	OH	Preferred Stock w/ Exercised Warrants	\$ 4,700,000	Par							
2	5/15/2009	Community Financial Shares, Inc.	Glen Ellyn	IL	Preferred Stock w/ Exercised Warrants	\$ 6,970,000	Par							
2	5/15/2009	Worthington Financial Holdings, Inc.	Huntsville	AL	Preferred Stock w/ Exercised Warrants	\$ 2,720,000	Par							
2	5/15/2009	First Community Bancshares, Inc	Overland Park	KS	Preferred Stock w/ Exercised Warrants	\$ 14,800,000	Par							
2	5/15/2009	Southern Heritage Bancshares, Inc.	Cleveland	TN	Preferred Stock w/ Exercised Warrants	\$ 4,862,000	Par							
2	5/15/2009	Foresight Financial Group, Inc.	Rockford	IL	Preferred Stock w/ Exercised Warrants	\$ 15,000,000	Par							
3, 8	5/15/2009	IBC Bancorp, Inc.	Chicago	IL	Subordinated Debentures	\$ 4,205,000	Par							
8	5/15/2009	Boscobel Bancorp, Inc	Boscobel	WI	Subordinated Debentures w/ Exercised Warrants	\$ 5,586,000	Par							
8	5/15/2009	Brogan Bankshares, Inc.	Kaukauna	WI	Subordinated Debentures w/ Exercised Warrants	\$ 2,400,000	Par							
8	5/15/2009	Riverside Bancshares, Inc.	Little Rock	AR	Subordinated Debentures w/ Exercised Warrants	\$ 1,100,000	Par							
8	5/15/2009	Deerfield Financial Corporation	Deerfield	WI	Subordinated Debentures w/ Exercised Warrants	\$ 2,639,000	Par							
8	5/15/2009	Market Street Bancshares, Inc.	Mt. Vernon	IL	Subordinated Debentures w/ Exercised Warrants	\$ 20,300,000	Par							
2	5/22/2009	The Landrum Company	Columbia	MO	Preferred Stock w/ Exercised Warrants	\$ 15,000,000	Par							
2	5/22/2009	First Advantage Bancshares Inc.	Coon Rapids	MN	Preferred Stock w/ Exercised Warrants	\$ 1,177,000	Par							
2	5/22/2009	Fort Lee Federal Savings Bank	Fort Lee	NJ	Preferred Stock w/ Exercised Warrants	\$ 1,300,000	Par							
2	5/22/2009	Blackridge Financial, Inc.	Fargo	ND	Preferred Stock w/ Exercised Warrants	\$ 5,000,000	Par							
2	5/22/2009	Illinois State Bancorp, Inc.	Chicago	IL	Preferred Stock w/ Exercised Warrants	\$ 6,272,000	Par							
2	5/22/2009	Universal Bancorp	Bloomfield	IN	Preferred Stock w/ Exercised Warrants	\$ 9,900,000	Par							
2	5/22/2009	Franklin Bancorp, Inc.	Washington	MO	Preferred Stock w/ Exercised Warrants	\$ 5,097,000	Par							
8	5/22/2009	Commonwealth Bancshares, Inc.	Louisville	KY	Subordinated Debentures w/ Exercised Warrants	\$ 20,400,000	Par							
8	5/22/2009	Premier Financial Corp	Dubuque	IA	Subordinated Debentures w/ Exercised Warrants	\$ 6,349,000	Par							
8	5/22/2009	F & C Bancorp, Inc.	Holden	MO	Subordinated Debentures w/ Exercised Warrants	\$ 2,993,000	Par							
8	5/22/2009	Diamond Bancorp, Inc.	Washington	MO	Subordinated Debentures w/ Exercised Warrants	\$ 20,445,000	Par							
8	5/22/2009	United Bank Corporation	Barnesville	GA	Subordinated Debentures w/ Exercised Warrants	\$ 14,400,000	Par							
	5/29/2009	Community Bank Shares of Indiana, Inc.	New Albany	IN	Preferred Stock w/ Warrants	\$ 19,468,000	Par							

Footnote	Purchase Date	Seller			Purchase Details			Capital Repayment Details		Treasury Investment Remaining After Capital Repayment		Final Disposition		
		Name of Institution	City	State	Investment Description	Investment Amount	Pricing Mechanism	Capital Repayment Date	Capital Repayment Amount <sup>6</sup>	Remaining Capital Amount	Remaining Investment Description	Final Disposition Date	Disposition Investment Description	Final Disposition Proceeds <sup>15</sup>
2	5/29/2009	American Premier Bancorp	Arcadia	CA	Preferred Stock w/ Exercised Warrants	\$ 1,800,000	Par							
2	5/29/2009	CB Holding Corp.	Aledo	IL	Preferred Stock w/ Exercised Warrants	\$ 4,114,000	Par							
2	5/29/2009	Citizens Bancshares Co.	Chillicothe	MO	Preferred Stock w/ Exercised Warrants	\$ 24,990,000	Par							
2	5/29/2009	Grand Mountain Bancshares, Inc.	Granby	CO	Preferred Stock w/ Exercised Warrants	\$ 3,076,000	Par							
2	5/29/2009	Two Rivers Financial Group	Burlington	IA	Preferred Stock w/ Exercised Warrants	\$ 12,000,000	Par							
8	5/29/2009	Fidelity Bancorp, Inc	Baton Rouge	LA	Subordinated Debentures w/ Exercised Warrants	\$ 3,942,000	Par							
8	5/29/2009	Chambers Bancshares, Inc.	Darville	AR	Subordinated Debentures w/ Exercised Warrants	\$ 19,817,000	Par							
2	6/5/2009	Covenant Financial Corporation	Clarksdale	MS	Preferred Stock w/ Exercised Warrants	\$ 5,000,000	Par							
8	6/5/2009	First Trust Corporation	New Orleans	LA	Subordinated Debentures w/ Exercised Warrants	\$ 17,969,000	Par							
8, 10	6/5/2009	OneFinancial Corporation	Little Rock	AR	Subordinated Debentures w/ Exercised Warrants	\$ 17,300,000	Par							
2	6/12/2009	Berkshire Bancorp, Inc.	Wyomissing	PA	Preferred Stock w/ Exercised Warrants	\$ 2,892,000	Par							
2, 10	6/12/2009	First Vernon Bancshares, Inc.	Vernon	AL	Preferred Stock w/ Exercised Warrants	\$ 6,000,000	Par							
2	6/12/2009	SouthFirst Bancshares, Inc.	Sylacauga	AL	Preferred Stock w/ Exercised Warrants	\$ 2,760,000	Par							
2, 10	6/12/2009	Virginia Company Bank	Newport News	VA	Preferred Stock w/ Exercised Warrants	\$ 4,700,000	Par							
2	6/12/2009	Enterprise Financial Services Group, Inc.	Allison Park	PA	Preferred Stock w/ Exercised Warrants	\$ 4,000,000	Par							
8, 10	6/12/2009	First Financial Bancshares, Inc.	Lawrence	KS	Subordinated Debentures w/ Exercised Warrants	\$ 3,756,000	Par							
8	6/12/2009	River Valley Bancorporation, Inc.	Wausau	WI	Subordinated Debentures w/ Exercised Warrants	\$ 15,000,000	Par							
2	6/19/2009	Merchants and Manufacturers Bank Corporation	Joliet	IL	Preferred Stock w/ Exercised Warrants	\$ 3,510,000	Par							
2, 10	6/19/2009	RCB Financial Corporation	Rome	GA	Preferred Stock w/ Exercised Warrants	\$ 8,900,000	Par							
8	6/19/2009	Manhattan Bancshares, Inc.	Manhattan	IL	Subordinated Debentures w/ Exercised Warrants	\$ 2,639,000	Par							
8, 10	6/19/2009	Biscayne Bancshares, Inc.	Coconut Grove	FL	Subordinated Debentures w/ Exercised Warrants	\$ 6,400,000	Par							
8	6/19/2009	Duke Financial Group, Inc.	Minneapolis	MN	Subordinated Debentures w/ Exercised Warrants	\$ 12,000,000	Par							
8	6/19/2009	Farmers Enterprises, Inc.	Great Bend	KS	Subordinated Debentures w/ Exercised Warrants	\$ 12,000,000	Par							
8	6/19/2009	Century Financial Services Corporation	Santa Fe	NM	Subordinated Debentures w/ Exercised Warrants	\$ 10,000,000	Par							
8	6/19/2009	NEMO Bancshares Inc.	Madison	MO	Subordinated Debentures w/ Exercised Warrants	\$ 2,330,000	Par							
3, 8	6/19/2009	University Financial Corp, Inc.	St. Paul	MN	Subordinated Debentures	\$ 11,926,000	Par							
8	6/19/2009	Suburban Illinois Bancorp, Inc.	Elmhurst	IL	Subordinated Debentures w/ Exercised Warrants	\$ 15,000,000	Par							
	6/26/2009	Hartford Financial Services Group, Inc.	Hartford	CT	Preferred Stock w/ Warrants	\$ 3,400,000,000	Par							
2	6/26/2009	Fidelity Resources Company	Plano	TX	Preferred Stock w/ Exercised Warrants	\$ 3,000,000	Par							
2, 10	6/26/2009	Waukesha Bankshares, Inc.	Waukesha	WI	Preferred Stock w/ Exercised Warrants	\$ 5,625,000	Par							
2	6/26/2009	FC Holdings, Inc.	Houston	TX	Preferred Stock w/ Exercised Warrants	\$ 21,042,000	Par							
2, 10	6/26/2009	Security Capital Corporation	Batesville	MS	Preferred Stock w/ Exercised Warrants	\$ 17,388,000	Par							
2	6/26/2009	First Alliance Bancshares, Inc.	Cordova	TN	Preferred Stock w/ Exercised Warrants	\$ 3,422,000	Par							
2	6/26/2009	Gulfstream Bancshares, Inc.	Stuart	FL	Preferred Stock w/ Exercised Warrants	\$ 7,500,000	Par							
2, 10	6/26/2009	Gold Canyon Bank	Gold Canyon	AZ	Preferred Stock w/ Exercised Warrants	\$ 1,607,000	Par							
2, 3, 10	6/26/2009	M&F Bancorp, Inc.	Durham	NC	Preferred Stock	\$ 11,735,000	Par							
2	6/26/2009	Metropolitan Bank Group, Inc.	Chicago	IL	Preferred Stock w/ Exercised Warrants	\$ 71,526,000	Par							
2	6/26/2009	NC Bancorp, Inc.	Chicago	IL	Preferred Stock w/ Exercised Warrants	\$ 6,880,000	Par							
2	6/26/2009	Alliance Bancshares, Inc.	Dalton	GA	Preferred Stock w/ Exercised Warrants	\$ 2,986,000	Par							
8	6/26/2009	Stearns Financial Services, Inc.	St. Cloud	MN	Subordinated Debentures w/ Exercised Warrants	\$ 24,900,000	Par							
8	6/26/2009	Signature Bancshares, Inc.	Dallas	TX	Subordinated Debentures w/ Exercised Warrants	\$ 1,700,000	Par							
8	6/26/2009	Fremont Bancorporation	Fremont	CA	Subordinated Debentures w/ Exercised Warrants	\$ 35,000,000	Par							
8	6/26/2009	Alliance Financial Services Inc.	Saint Paul	MN	Subordinated Debentures w/ Exercised Warrants	\$ 12,000,000	Par							
	7/10/2009	Lincoln National Corporation	Radnor	PA	Preferred Stock w/ Warrants	\$ 950,000,000	Par							
2, 10	7/10/2009	Bancorp Financial, Inc.	Oak Brook	IL	Preferred Stock w/ Exercised Warrants	\$ 13,669,000	Par							
2	7/17/2009	Brotherhood Bancshares, Inc.	Kansas City	KS	Preferred Stock w/ Exercised Warrants	\$ 11,000,000	Par							

Footnote	Purchase Date	Seller			Purchase Details			Capital Repayment Details		Treasury Investment Remaining After Capital Repayment		Final Disposition		
		Name of Institution	City	State	Investment Description	Investment Amount	Pricing Mechanism	Capital Repayment Date	Capital Repayment Amount <sup>6</sup>	Remaining Capital Amount	Remaining Investment Description	Final Disposition Date	Disposition Investment Description	Final Disposition Proceeds <sup>15</sup>
2	7/17/2009	SouthCrest Financial Group, Inc.	Fayetteville	GA	Preferred Stock w/ Exercised Warrants	\$ 12,900,000	Par							
2,3	7/17/2009	Harbor Bankshares Corporation	Baltimore	MD	Preferred Stock	\$ 6,800,000	Par							
8	7/17/2009	First South Bancorp, Inc.	Lexington	TN	Subordinated Debentures w/ Exercised Warrants	\$ 50,000,000	Par							
8	7/17/2009	Great River Holding Company	Baxter	MN	Subordinated Debentures w/ Exercised Warrants	\$ 8,400,000	Par							
8, 10	7/17/2009	Plato Holdings Inc.	Saint Paul	MN	Subordinated Debentures w/ Exercised Warrants	\$ 2,500,000	Par							
	7/24/2009	Yadkin Valley Financial Corporation	Elkin	NC	Preferred Stock w/ Warrants	\$ 13,312,000	Par							
2, 10	7/24/2009	Community Bancshares, Inc.	Kingman	AZ	Preferred Stock w/ Exercised Warrants	\$ 3,872,000	Par							
2	7/24/2009	Florida Bank Group, Inc.	Tampa	FL	Preferred Stock w/ Exercised Warrants	\$ 20,471,000	Par							
8	7/24/2009	First American Bank Corporation	Elk Grove Village	IL	Subordinated Debentures w/ Exercised Warrants	\$ 50,000,000	Par							
2	7/31/2009	Chicago Shore Corporation	Chicago	IL	Preferred Stock w/ Exercised Warrants	\$ 7,000,000	Par							
8, 10	7/31/2009	Financial Services of Winger, Inc.	Winger	MN	Subordinated Debentures w/ Exercised Warrants	\$ 3,742,000	Par							
2	8/7/2009	The ANB Corporation	Terrell	TX	Preferred Stock w/ Exercised Warrants	\$ 20,000,000	Par							
2	8/7/2009	U.S. Century Bank	Miami	FL	Preferred Stock w/ Exercised Warrants	\$ 50,236,000	Par							
2	8/14/2009	Bank Financial Services, Inc.	Eden Prairie	MN	Preferred Stock w/ Exercised Warrants	\$ 1,004,000	Par							
2	8/21/2009	KS Bancorp, Inc.	Smithfield	NC	Preferred Stock w/ Exercised Warrants	\$ 4,000,000	Par							
8	8/21/2009	AmFirst Financial Services, Inc.	McCook	NE	Subordinated Debentures w/ Exercised Warrants	\$ 5,000,000	Par							
2, 3	8/28/2009	First Independence Corporation	Detroit	MI	Preferred Stock	\$ 3,223,000	Par							
2	8/28/2009	First Guaranty Bancshares, Inc.	Hammond	LA	Preferred Stock w/ Exercised Warrants	\$ 20,699,000	Par							
2, 10	8/28/2009	CoastalSouth Bancshares, Inc.	Hilton Head Island	SC	Preferred Stock w/ Exercised Warrants	\$ 16,015,000	Par							
8, 10	8/28/2009	TCB Corporation	Greenwood	SC	Subordinated Debentures w/ Exercised Warrants	\$ 9,720,000	Par							
8, 10	9/4/2009	The State Bank of Bartley	Bartley	NE	Subordinated Debentures w/ Exercised Warrants	\$ 1,697,000	Par							
	9/11/2009	Pathfinder Bancorp, Inc.	Oswego	NY	Preferred Stock w/ Warrants	\$ 6,771,000	Par							
2	9/11/2009	Community Bancshares of Mississippi, Inc.	Brandon	MS	Preferred Stock w/ Exercised Warrants	\$ 52,000,000	Par							
2, 10	9/11/2009	Heartland Bancshares, Inc.	Franklin	IN	Preferred Stock w/ Exercised Warrants	\$ 7,000,000	Par							
2, 10	9/11/2009	PFSB Bancorporation, Inc.	Pigeon Falls	WI	Preferred Stock w/ Exercised Warrants	\$ 1,500,000	Par							
8	9/11/2009	First Eagle Bancshares, Inc.	Hanover Park	IL	Subordinated Debentures w/ Exercised Warrants	\$ 7,500,000	Par							
2, 10	9/18/2009	IA Bancorp, Inc.	Iselin	NJ	Preferred Stock w/ Exercised Warrants	\$ 5,976,000	Par							
2, 10	9/18/2009	HomeTown Bankshares Corporation	Roanoke	VA	Preferred Stock w/ Exercised Warrants	\$ 10,000,000	Par							
2, 10	9/25/2009	Heritage Bankshares, Inc.	Norfolk	VA	Preferred Stock w/ Exercised Warrants	\$ 10,103,000	Par							
2	9/25/2009	Mountain Valley Bancshares, Inc.	Cleveland	GA	Preferred Stock w/ Exercised Warrants	\$ 3,300,000	Par							
8	9/25/2009	Grand Financial Corporation	Hattiesburg	MS	Subordinated Debentures w/ Exercised Warrants	\$ 2,443,320	Par							
3, 8	9/25/2009	Guaranty Capital Corporation	Belzoni	MS	Subordinated Debentures	\$ 14,000,000	Par							
8, 10	9/25/2009	GulfSouth Private Bank	Destin	FL	Subordinated Debentures w/ Exercised Warrants	\$ 7,500,000	Par							
8, 10	9/25/2009	Steele Street Bank Corporation	Denver	CO	Subordinated Debentures w/ Exercised Warrants	\$ 11,019,000	Par							
	10/2/2009	Premier Financial Bancorp, Inc.	Huntington	WV	Preferred Stock w/ Warrants	\$ 22,252,000	Par							
2, 10	10/2/2009	Providence Bank	Rocky Mount	NC	Preferred Stock w/ Exercised Warrants	\$ 4,000,000	Par							
2, 10	10/23/2009	Regents Bancshares, Inc.	Vancouver	WA	Preferred Stock w/ Exercised Warrants	\$ 12,700,000	Par							
8	10/23/2009	Cardinal Bancorp II, Inc.	Washington	MO	Subordinated Debentures w/ Exercised Warrants	\$ 6,251,000	Par							
2	10/30/2009	Randolph Bank & Trust Company	Asheboro	NC	Preferred Stock w/ Exercised Warrants	\$ 6,229,000	Par							
2, 10a	10/30/2009	WashingtonFirst Bankshares, Inc.	Reston	VA	Preferred Stock	\$ 6,842,000	Par							
2, 10a	11/6/2009	F & M Bancshares, Inc.	Trezevant	TN	Preferred Stock	\$ 3,535,000	Par							
2, 10	11/13/2009	Fidelity Federal Bancorp	Evansville	IN	Preferred Stock w/ Exercised Warrants	\$ 6,657,000	Par							
8, 10	11/13/2009	Community Pride Bank Corporation	Ham Lake	MN	Subordinated Debentures w/ Exercised Warrants	\$ 4,400,000	Par							
2, 10a	11/13/2009	HPK Financial Corporation	Chicago	IL	Preferred Stock w/ Exercised Warrants	\$ 5,000,000	Par							
2, 10	11/20/2009	Presidio Bank	San Francisco	CA	Preferred Stock w/ Exercised Warrants	\$ 10,800,000	Par							
2	11/20/2009	McLeod Bancshares, Inc.	Shorewood	MN	Preferred Stock w/ Exercised Warrants	\$ 6,000,000	Par							
2, 10a	11/20/2009	Metropolitan Capital Bancorp, Inc.	Chicago	IL	Preferred Stock	\$ 2,348,000	Par							

Footnote	Purchase Date	Seller			Purchase Details			Capital Repayment Details		Treasury Investment Remaining After Capital Repayment		Final Disposition		
		Name of Institution	City	State	Investment Description	Investment Amount	Pricing Mechanism	Capital Repayment Date	Capital Repayment Amount <sup>6</sup>	Remaining Capital Amount	Remaining Investment Description	Final Disposition Date	Disposition Investment Description <sup>15</sup>	Final Disposition Proceeds
3, 10a	12/4/2009	Broadway Financial Corporation	Los Angeles	CA	Preferred Stock	\$ 6,000,000	Par							
2	12/4/2009	Delmar Bancorp	Delmar	MD	Preferred Stock w/ Exercised Warrants	\$ 9,000,000	Par							
2, 10	12/4/2009	Liberty Bancshares, Inc.	Fort Worth	TX	Preferred Stock w/ Exercised Warrants	\$ 6,500,000	Par							
2	12/11/2009	First Community Financial Partners, Inc.	Joliet	IL	Preferred Stock w/ Exercised Warrants	\$ 22,000,000	Par							
2, 10	12/11/2009	Wachusett Financial Services, Inc.	Clinton	MA	Preferred Stock w/ Exercised Warrants	\$ 12,000,000	Par							
8	12/11/2009	Nationwide Bankshares, Inc.	West Point	NE	Subordinated Debentures w/ Exercised Warrants	\$ 2,000,000	Par							
2, 10a	12/11/2009	GrandSouth Bancorporation	Greenville	SC	Preferred Stock	\$ 6,319,000	Par							
2, 10a	12/11/2009	1st Enterprise Bank	Los Angeles	CA	Preferred Stock	\$ 6,000,000	Par							
2, 10a	12/11/2009	First Resource Bank	Exton	PA	Preferred Stock	\$ 2,417,000	Par							
2, 10a	12/11/2009	First Western Financial, Inc.	Denver	CO	Preferred Stock	\$ 11,881,000	Par							
2, 10a	12/11/2009	Meridian Bank	Devon	PA	Preferred Stock	\$ 6,335,000	Par							
2, 10a	12/11/2009	The Victory Bancorp, Inc.	Limerick	PA	Preferred Stock w/ Exercised Warrants	\$ 1,505,000	Par							
2, 10a	12/11/2009	First Business Bank, N.A.	San Diego	CA	Preferred Stock	\$ 2,032,000	Par							
2	12/18/2009	Layton Park Financial Group	Milwaukee	WI	Preferred Stock w/ Exercised Warrants	\$ 3,000,000	Par							
2, 10	12/18/2009	Centric Financial Corporation	Harrisburg	PA	Preferred Stock w/ Exercised Warrants	\$ 6,056,000	Par							
2	12/18/2009	Valley Financial Group, Ltd., 1st State Bank	Saginaw	MI	Preferred Stock w/ Exercised Warrants	\$ 1,300,000	Par							
2, 10a	12/18/2009	Cache Valley Banking Company	Logan	UT	Preferred Stock	\$ 4,640,000	Par							
2, 10a	12/18/2009	Birmingham Bloomfield Bancshares, Inc.	Birmingham	MI	Preferred Stock	\$ 1,744,000	Par							
2, 10a	12/18/2009	First Priority Financial Corp.	Malvern	PA	Preferred Stock	\$ 4,596,000	Par							
2, 10a	12/18/2009	Northern State Bank	Closter	NJ	Preferred Stock	\$ 1,230,000	Par							
2, 10a	12/18/2009	Union Bank & Trust Company	Oxford	NC	Preferred Stock	\$ 2,997,000	Par							
2, 10	12/22/2009	First Freedom Bancshares, Inc.	Lebanon	TN	Preferred Stock w/ Exercised Warrants	\$ 8,700,000	Par							
2, 10a	12/22/2009	First Choice Bank	Cerritos	CA	Preferred Stock	\$ 2,836,000	Par							
2, 10a	12/22/2009	Highlands State Bank	Vernon	NJ	Preferred Stock	\$ 2,359,000	Par							
2, 10a	12/22/2009	Medallion Bank	Salt Lake City	UT	Preferred Stock w/ Exercised Warrants	\$ 9,698,000	Par							
2, 10a	12/22/2009	Catskill Hudson Bancorp, Inc.	Rock Hill	NY	Preferred Stock w/ Exercised Warrants	\$ 3,500,000	Par							
2, 10a	12/22/2009	TriSummit Bank	Kingsport	TN	Preferred Stock	\$ 4,237,000	Par							
2, 10	12/29/2009	Atlantic Bancshares, Inc.	Bluffton	SC	Preferred Stock w/ Exercised Warrants	\$ 2,000,000	Par							
2, 10	12/29/2009	Union Financial Corporation	Albuquerque	NM	Preferred Stock w/ Exercised Warrants	\$ 2,179,000	Par							
2	12/29/2009	Mainline Bancorp, Inc.	Ebensburg	PA	Preferred Stock w/ Exercised Warrants	\$ 4,500,000	Par							
8	12/29/2009	FBHC Holding Company	Boulder	CO	Subordinated Debentures w/ Exercised Warrants	\$ 3,035,000	Par							
2, 10a	12/29/2009	Western Illinois Bancshares Inc.	Monmouth	IL	Preferred Stock	\$ 4,567,000	Par							
2, 10a	12/29/2009	DeSoto County Bank	Horn Lake	MS	Preferred Stock	\$ 1,508,000	Par							
2, 10a	12/29/2009	Lafayette Bancorp, Inc.	Oxford	MS	Preferred Stock	\$ 2,453,000	Par							
2, 10a	12/29/2009	Private Bancorporation, Inc.	Minneapolis	MN	Preferred Stock	\$ 3,262,000	Par							
2, 10a	12/29/2009	CBB Bancorp	Cartersville	GA	Preferred Stock	\$ 1,753,000	Par							
2, 10a	12/29/2009	Illinois State Bancorp, Inc.	Chicago	IL	Preferred Stock w/ Exercised Warrants	\$ 4,000,000	Par							
<b>Total Purchase Amount</b>						<b>\$ 204,894,726,320</b>	<b>Total Capital Repayment Amount</b>		<b>\$ 121,885,197,000</b>	<b>Total Warrant Proceeds</b>		<b>\$ 4,028,274,703</b>		
						<b>TOTAL TREASURY CPP INVESTMENT AMOUNT</b>	<b>\$ 83,009,529,320</b>							

1/ This transaction was included in previous Transaction Reports with Merrill Lynch & Co., Inc. listed as the qualifying institution and a 10/28/2008 transaction date, footnoted to indicate that settlement was deferred pending merger. The purchase of Merrill Lynch by Bank of America was completed on 1/1/2009, and this transaction under the CPP was funded on 1/9/2009.

2/ Privately-held qualified financial institution; Treasury received a warrant to purchase additional shares of preferred stock (unless the institution is a CDFI), which it exercised immediately.

3/ To promote community development financial institutions (CDFIs), Treasury does not require warrants as part of its investment in certified CDFIs when the size of the investment is \$50 million or less.

3a/ Treasury cancelled the warrants received from this institution due to its designation as a CDFI.

4/ Repayment pursuant to Title VII, Section 7001(g) of the American Recovery and Reinvestment Act of 2009.

5/ Redemption pursuant to a qualified equity offering.

6/ This amount does not include accrued and unpaid dividends, which must be paid at the time of capital repayment.

7/ The proceeds associated with the disposition of this investment do not include accrued and unpaid dividends.

8/ Subchapter S corporation; Treasury received a warrant to purchase additional subordinated debentures (unless the institution is a CDFI), which it exercised immediately.

9/ In its qualified equity offering, this institution raised more capital than Treasury's original investment, therefore, the number of Treasury's shares underlying the warrant was reduced by half.

10/ This institution participated in the expansion of CPP for small banks.

10a/ This institution received an additional investment through the expansion of CPP for small banks.

11/ Treasury made three separate investments in Citigroup Inc. ("Citigroup") under CPP, TIP, and AGP for a total of \$49 billion. On 6/9/2009, Treasury entered into an agreement with Citigroup to exchange up to \$25 billion of Treasury's investment in Fixed Rate Cumulative Perpetual Preferred Stock, Series H (CPP Shares) "dollar for dollar" in Citigroup's Private and Public Exchange Offerings. On 7/23/2009 and 7/30/2009, Treasury exchanged a total of \$25 billion of the CPP shares for Series M Common Stock Equivalent ("Series M") and a warrant to purchase shares of Series M. On 9/11/2009, Series M automatically converted to 7,692,307,692 shares of common stock and the associated warrant terminated on receipt of certain shareholder approvals.

12/ On 8/24/2009, Treasury exchanged its Series C Preferred Stock issued by Popular, Inc. for a like amount of non tax-deductible Trust Preferred Securities issued by Popular Capital Trust III, administrative trustee for Popular, Inc. Popular, Inc. paid a \$13 million exchange fee in connection with this transaction.

13/ This institution converted to a bank holding company structure and Treasury exchanged its securities for a like amount of securities that comply with the CPP terms applicable to bank holding companies. The institution in which Treasury's original investment was made is shown in parentheses.

14/ As of the date of this report, this institution is in bankruptcy proceedings.

15/ For final disposition of warrants, "R" represents proceeds from a repurchase of warrants by the financial institution, and "A" represents the proceeds to Treasury, before underwriting fees and selling expenses, from a sale by Treasury in a registered public offering of the warrants issued by the financial institution.

16/ On 12/10/2009, the bankruptcy reorganization plan of CIT Group Inc. became effective and Treasury's preferred stock and warrant investment were extinguished and replaced by Contingent Value Rights.

17/ On 12/11/2009, Treasury exchanged its Series A Preferred Stock issued by Superior Bancorp, Inc. for a like amount of non tax-deductible Trust Preferred Securities issued by Superior Capital Trust II, administrative trustee for Superior Bancorp.

**AUTOMOTIVE INDUSTRY FINANCING PROGRAM**

	Initial Investment							Exchange/Transfer/Other Details				Treasury Investment After Exchange/Transfer/Other			Payment or Disposition <sup>1</sup>					
	City, State	Date	Transaction Type	Seller	Description	Amount	Pricing Mechanism	Date	Type	Amount	Pricing Mechanism	Obligor	Description	Amount/Equity %	Date	Type	Amount/ Proceeds	Remaining Investment Description	Remaining Investment Amount/Equity %	
GMAC	Detroit, MI	12/29/2008	Purchase	GMAC	Preferred Stock w/ Exercised Warrants	\$ 5,000,000,000	Par	12/30/2009	Exchange for convertible preferred stock	\$ 5,000,000,000	N/A	GMAC 21, 22	Convertible Preferred Stock	\$ 5,250,000,000						
		5/21/2009	Purchase	GMAC	Convertible Preferred Stock w/ Exercised Warrants	\$ 7,500,000,000	Par 22	12/30/2009	Partial exchange for common stock	\$ 3,000,000,000	N/A	GMAC 21, 22	Convertible Preferred Stock	\$ 4,875,000,000						
													GMAC	Common Stock	56.3%					
		12/30/2009	Purchase	GMAC	Trust Preferred Securities w/ Exercised Warrants	\$ 2,540,000,000	Par													
		12/30/2009	Purchase	GMAC	Convertible Preferred Stock w/ Exercised Warrants	\$ 1,250,000,000	Par 22													
General Motors	Detroit, MI	12/29/2008	Purchase	General Motors Corporation	Debt Obligation	\$ 884,024,131	Par 2	5/29/2009	Exchange for equity interest in GMAC	\$ 884,024,131	N/A 3									
		12/31/2008	Purchase	General Motors Corporation	Debt Obligation w/ Additional Note	\$ 13,400,000,000	Par	7/10/2009	Exchange for preferred and common stock in New GM	\$ 13,400,000,000	N/A 7									
		4/22/2009	Purchase	General Motors Corporation	Debt Obligation w/ Additional Note	\$ 2,000,000,000	Par 4	7/10/2009	Exchange for preferred and common stock in New GM	\$ 2,000,000,000	N/A 7	General Motors Company 10, 11	Preferred Stock	\$ 2,100,000,000						
		5/20/2009	Purchase	General Motors Corporation	Debt Obligation w/ Additional Note	\$ 4,000,000,000	Par 5	7/10/2009	Exchange for preferred and common stock in New GM	\$ 4,000,000,000	N/A 7	General Motors Company 10, 11	Common Stock	60.8%						
		5/27/2009	Purchase	General Motors Corporation	Debt Obligation w/ Additional Note	\$ 360,624,198	Par 6	7/10/2009	Exchange for preferred and common stock in New GM	\$ 360,624,198	N/A 7	General Motors Holdings LLC 11, 12	Debt Obligation	\$ 7,072,488,605	7/10/2009	Partial repayment	\$ 360,624,198	Debt Obligation	\$ 6,711,864,407	
															12/18/2009	Partial repayment	\$ 1,000,000,000	Debt Obligation	\$ 5,711,864,407	
		6/3/2009	Purchase	General Motors Corporation	Debt Obligation w/ Additional Note	\$ 30,100,000,000	Par 8	7/10/2009	Exchange for preferred and common stock in New GM	\$ 22,041,706,310	N/A 9									
									7/10/2009	Transfer of debt to New GM	\$ 7,072,488,605	N/A 9								
Chrysler FinCo	Farmington Hills, MI							7/10/2009	Debt left at Old GM	\$ 985,805,085	N/A 9	Motors Liquidation Company	Debt Obligation	\$ 985,805,085						
		1/16/2009	Purchase	Chrysler FinCo	Debt Obligation w/ Additional Note	\$ 1,500,000,000	Par 13								3/17/2009	Partial repayment	\$ 3,499,055	Debt Obligation w/ Additional Note	\$ 1,496,500,945	
																4/17/2009	Partial repayment	\$ 31,810,122	Debt Obligation w/ Additional Note	\$ 1,464,690,823
																5/18/2009	Partial repayment	\$ 51,136,084	Debt Obligation w/ Additional Note	\$ 1,413,554,739
																6/17/2009	Partial repayment	\$ 44,357,710	Debt Obligation w/ Additional Note	\$ 1,369,197,029
Chrysler	Auburn Hills, MI														7/14/2009	Repayment	\$ 1,369,197,029	Additional Note	\$ 0	
															7/14/2009	Repayment	\$ 15,000,000	None	-	
		1/2/2009	Purchase	Chrysler Holding	Debt Obligation w/ Additional Note	\$ 4,000,000,000	Par	6/10/2009	Transfer of debt to New Chrysler	\$ 500,000,000	N/A 19	Chrysler Holding 20	Debt Obligation	\$ 3,500,000,000						
		4/29/2009	Purchase	Chrysler Holding	Debt Obligation w/ Additional Note	\$ -	- 14													
		4/29/2009	Purchase	Chrysler Holding	Debt Obligation w/ Additional Note	\$ 280,130,642	Par 15								7/10/2009	Repayment	\$ 280,130,642	Additional Note	\$ 0	
		5/1/2009	Purchase	Chrysler LLC	Debt Obligation w/ Additional Note	\$ 1,888,153,580	- 16													
5/20/2009	Purchase	Chrysler LLC	Debt Obligation w/ Additional Note	\$ -	- 17															
5/27/2009	Purchase	Chrysler Group LLC	Debt Obligation w/ Additional Note, Equity	\$ 6,642,000,000	N/A 18	6/10/2009	Issuance of equity in New Chrysler	\$ -	N/A	Chrysler Group LLC 19	Debt obligation	\$ 7,142,000,000								
											Chrysler Group LLC	Common equity	9.9%							

**Total Initial Investment Amount**      **\$ 81,344,932,551**

**Total Payments**      **\$ 3,155,754,840**

**Total Treasury Investment Amount**      **\$ 78,189,177,711**

As used in this table and its footnotes:

"GMAC" refers to GMAC Inc., formerly known as GMAC LLC.

"Old GM" refers to General Motors Corporation, which is now known as Motors Liquidation Company.

"New GM" refers to General Motors Company, the company that purchased Old GM's assets on 7/10/2009 in a sale pursuant to section 363 of the Bankruptcy Code. See also footnote 11.

"Chrysler FinCo" refers to Chrysler Financial Services Americas LLC.

"Chrysler Holding" refers to CGI Holding LLC, the company formerly known as "Chrysler Holding LLC".



"Old Chrysler" refers to Chrysler LLC.

"New Chrysler" refers to Chrysler Group LLC, the company that purchased Old Chrysler's assets on 6/10/2009 in a sale pursuant to section 363 of the Bankruptcy Code.

1. Payment amount does not include accrued and unpaid interest on a debt obligation, which must be paid at the time of principal repayment.
2. Treasury committed to lend General Motors Corporation up to \$1,000,000,000. The ultimate funding was dependent upon the level of investor participation in GMAC LLC's rights offering. The amount has been updated to reflect the final level of funding.
3. Pursuant to its rights under the loan agreement with Old GM reported on 12/29/2008, Treasury exchanged its \$884 million loan to Old GM for a portion of Old GM's common equity interest in GMAC. Treasury held a 35.4% common equity interest in GMAC until the transactions reported on 12/30/2009. (See transactions marked by orange line in the table above and footnote 22.)
4. This transaction is an amendment to Treasury's 12/31/2008 agreement with Old GM (the "Old GM Loan"), which brought the total loan amount to \$15,400,000,000.
5. This transaction was a further amendment to the Old GM Loan, which brought the total loan amount to \$19,400,000,000.
6. This transaction was a further amendment to the Old GM Loan, which brought the total loan amount to \$19,760,624,198. The \$360,624,198 loan was used to capitalize GM Warranty LLC, a special purpose vehicle created by . On 7/10/2009, the principal amount was included in the \$7.07 billion of debt assumed by the new GM, as explained in footnote 10.
7. On 7/10/2009, the principal amount outstanding under the Old GM Loan and interest accrued thereunder were extinguished and exchanged for privately placed preferred and common equity in New GM. (See green lines in the table above.)
8. Under the terms of the \$33.3 billion debtor-in-possession credit agreement dated 6/3/2009 with Old GM (the "GM DIP Loan"), Treasury's commitment amount was \$30.1 billion. The remaining \$2.2 billion of the financing was provided by Canadian government entities. As of 7/09/2009, \$30.1 billion of funds had been disbursed by Treasury.
9. On 7/10/2009, Treasury and Old GM amended the GM DIP Loan, and the principal amount and interest accrued thereunder were extinguished and exchanged for privately placed preferred and common equity in New GM, except for (i) \$7.07 billion, which was assumed by New GM as a new obligation under the terms of a separate credit agreement between Treasury and New GM (see transactions marked by green lines in table above) and (ii) \$986 million, which remained a debt obligation of Old GM.
10. In total, for the exchange of the Old GM Loan and the GM DIP Loan (other than as explained in footnote 9), Treasury received \$2.1 billion in preferred shares and 60.8% of the common shares of New GM. (See transactions marked by green lines in the table above.)
11. Pursuant to a corporate reorganization completed on or about 10/19/2009, the shareholders of New GM, including with respect to Treasury's preferred and common stock, became shareholders of General Motors Holding Company (the ultimate parent company of New GM), which was renamed "General Motors Company" on an equal basis to their shareholdings in New GM, and New GM was converted to "General Motors LLC". General Motors LLC is a wholly owned subsidiary of General Motors Holdings LLC, and General Motors Holdings LLC is a wholly owned subsidiary of General Motors Company.
12. Pursuant to a corporate reorganization completed on 10/19/2009, Treasury's loan with New GM was assigned and assumed by General Motors Holdings LLC.
13. The loan was funded through Chrysler LB Receivables Trust, a special purpose vehicle created by Chrysler FinCo. The amount of \$1,500,000,000 represents the maximum loan amount. The loan was incrementally funded until it reached the maximum amount of \$1.5 billion on 4/9/2009.
14. This transaction was an amendment to Treasury's 1/2/2009 agreement with Chrysler Holding. As of 4/30/2009, Treasury's obligation to lend any funds committed under this amendment had terminated. No funds were disbursed.
15. The loan was used to capitalize Chrysler Warranty SPV LLC, a special purpose vehicle created by Old Chrysler.
16. This transaction was set forth in a credit agreement with Old Chrysler fully executed on 5/5/2009 following a term sheet executed on 5/1/2009 and made effective on 4/30/2009. Treasury's commitment was \$3.04 billion of the total \$4.1 billion debtor-in-possession credit facility (the "Chrysler DIP Loan"). As of 6/30/2009, Treasury's commitment to lend under the Chrysler DIP Loan had terminated. The remaining principal amount reflects the final amount of funds disbursed under the Chrysler DIP Loan.
17. This transaction was an amendment to Treasury's commitment under the Chrysler DIP Loan, which increased Treasury's commitment by an amount \$756,857,000 to a total of \$3.8 billion under the Chrysler DIP Loan. As of 6/30/2009, Treasury's obligation to lend funds committed under the Chrysler DIP Loan had terminated.
18. This transaction, first reported based on a term sheet fully executed on 5/27/2009 for an amount up to \$6.943 billion, was set forth in a credit agreement with New Chrysler fully executed on 6/10/2009. Under the terms of the credit agreement, Treasury made a new commitment to New Chrysler of up to \$6.642 billion. The total loan amount is up to \$7.142 billion including \$500 million of debt assumed on 6/10/2009 from Chrysler Holding originally incurred under Treasury's 1/2/2009 credit agreement with Chrysler Holding. The debt obligations are secured by a first priority lien on the assets of New Chrysler. When the sale to new Chrysler was completed, Treasury acquired the rights to 9.85% of the common equity in new Chrysler.
19. Pursuant to the agreement explained in footnote 18, \$500 million of this debt obligation was assumed by New Chrysler.
20. Under the terms of an agreement dated 7/23/2009, Treasury agreed to hold the outstanding loans of Chrysler Holding in forbearance, and Chrysler Holding agreed to pay the greater of \$1.375 billion or 40% of the equity value of Chrysler FinCo in the event it receives proceeds from Chrysler FinCo.
21. Amount of the Treasury investment after exchange includes the exercised warrants from Treasury's initial investment.
22. Under the terms of an agreement dated 12/30/2009, the convertible preferred shares will mandatorily convert to common stock under the conditions and the conversion price as set forth in the terms of the agreement.

#### AUTOMOTIVE SUPPLIER SUPPORT PROGRAM

Footnote	Date	Seller			Transaction Type	Investment Description	Investment Amount	Pricing Mechanism	Adjustment Details			Repayment <sup>4</sup>			
		Name of Institution	City	State					Adjustment Date	Adjustment Amount	Adjusted Investment Amount	Date	Type	Amount	
1	4/9/2009	GM Supplier Receivables LLC	Wilmington	DE	Purchase	Debt Obligation w/ Additional Note	\$ 3,500,000,000	N/A	7/8/2009 <sup>3</sup>	\$ (1,000,000,000)	\$ 2,500,000,000	11/20/2009	Partial repayment	\$ 140,000,000	
2	4/9/2009	Chrysler Receivables SPV LLC	Wilmington	DE	Purchase	Debt Obligation w/ Additional Note	\$ 1,500,000,000	N/A	7/8/2009 <sup>3</sup>	\$ (500,000,000)	\$ 1,000,000,000				
<b>INITIAL TOTAL</b>							<b><u>\$ 5,000,000,000</u></b>		<b>ADJUSTED TOTAL</b>			<b><u>\$ 3,500,000,000</u></b>			

1/ The loan was funded through GM Supplier Receivables, LLC, a special purpose vehicle created by General Motors Corporation. The amount of \$3,500,000,000 represents the maximum loan amount. The loan will be incrementally funded. The credit agreement was fully executed on 4/9/2009, but was made effective as of 4/3/2009. General Motors Company assumed GM Supplier

2/ The loan was funded through Chrysler Receivables SPV LLC, a special purpose vehicle created by Chrysler LLC. The amount of \$1,500,000,000 represents the maximum loan amount. The loan will be incrementally funded. The credit agreement was fully executed on 4/9/2009, but was made effective as of 4/7/2009. Chrysler Group LLC assumed Chrysler Receivables SPV LLC on

3/ Treasury issued notice to the institution of the permanent reduced commitment on 7/8/2009; the reduction was effective on 7/1/2009.

4/ Does not include accrued and unpaid interest due on the amount of principal repayment, which interest must be paid at the time of principal repayment.

**TARGETED INVESTMENT PROGRAM**

Footnote	Seller				Transaction Type	Investment Description	Investment Amount	Pricing Mechanism	Capital Repayment Details		Treasury Investment Remaining After Capital Repayment		Final Disposition		
	Date	Name of Institution	City	State					Capital Repayment Date	Capital Repayment Amount	Remaining Capital Amount	Remaining Capital Description	Final Disposition Date	Final Disposition Description	Final Disposition Proceeds
1	12/31/2008	Citigroup Inc.	New York	NY	Purchase	Trust Preferred Securities w/ Warrants	\$ 20,000,000,000	Par	12/23/2009	\$ 20,000,000,000	\$ 0	Warrants			
	1/16/2009	Bank of America Corporation	Charlotte	NC	Purchase	Preferred Stock w/ Warrants	\$ 20,000,000,000	Par	12/9/2009	\$ 20,000,000,000	\$ 0	Warrants			
<b>TOTAL</b>							<b>\$ 40,000,000,000</b>	<b>AMOUNT</b>		<b>\$ 40,000,000,000</b>					
<b>TOTAL TREASURY TIP INVESTMENT AMOUNT</b>							<b>\$</b>	<b>0</b>							

1/ Treasury made three separate investments in Citigroup Inc. ("Citigroup") under CPP, TIP, and AGP for a total of \$49 billion. On 6/9/2009, Treasury entered into an agreement with Citigroup to exchange all of Treasury's investments. On 7/30/2009, Treasury exchanged all of its Fixed Rate Cumulative Perpetual Preferred Stock, Series I (TIP Shares) "dollar for dollar" for Trust Preferred Securities.  
 2/ Repayment pursuant to Title VII, Section 7001 of the American Recovery and Reinvestment Act of 2009.

**ASSET GUARANTEE PROGRAM**

Footnote	Initial Investment					Premium		Exchange/Transfer/Other Details					Payment or Disposition							
	Date	Name of Institution	City	State	Type	Description	Guarantee Limit	Description	Amount	Footnote	Date	Type	Description	Amount	Footnote	Date	Type	Amount	Remaining Premium Description	Remaining Premium
1	1/16/2009	Citigroup Inc.	New York	NY	Guarantee	Master Agreement	\$ 5,000,000,000	Preferred Stock w/ Warrants	\$ 4,034,000,000	2	6/9/2009	Exchange preferred stock for trust preferred securities	Trust Preferred Securities w/ Warrants	\$ 4,034,000,000	3	12/23/2009	Partial cancellation for early termination of guarantee	\$(1,800,000,000)	Trust Preferred Securities w/ Warrants	\$2,234,000,000
3	12/23/2009	Citigroup Inc.	New York	NY	Termination	Termination Agreement	\$ (5,000,000,000)													
<b>TOTAL</b>							<b>\$</b>	<b>0</b>												

1/ In consideration for the guarantee, Treasury received \$4.03 billion of preferred stock, which pays 8% interest.  
 2/ Treasury made three separate investments in Citigroup Inc. ("Citigroup") under CPP, TIP, and AGP for a total of \$49 billion. On 6/9/2009, Treasury entered into an agreement with Citigroup to exchange all of Treasury's investments. On 7/30/2009, Treasury exchanged all of its Fixed Rate Cumulative Perpetual Preferred Stock Series G (AGP Shares), received as premium with the AGP agreement, "dollar for dollar" for Trust Preferred Securities.  
 3/ On 12/23/2009, Treasury entered into a Termination Agreement with the other parties to the Master Agreement which served to terminate Treasury's guarantee and obligations under the Master Agreement. In connection with the early termination of the guarantee, Treasury agreed to cancel \$1.8 billion of the AGP Trust Preferred Securities, and the Federal Deposit Insurance Corporation (FDIC) and Treasury agreed that, subject to the conditions set out in the Termination Agreement, the FDIC may transfer \$800 million of Trust Preferred Securities to Treasury at the close of Citigroup's participation in the FDIC's Temporary Liquidity Guarantee Program.

**CONSUMER AND BUSINESS LENDING INITIATIVE INVESTMENT PROGRAM**

Footnote	Date	Seller			Transaction Type	Investment Description	Investment Amount	Pricing Mechanism
		Name of Institution	City	State				
1	3/3/2009	TALF LLC	Wilmington	DE	Purchase	Debt Obligation w/ Additional Note	\$ 20,000,000,000	N/A
<b>TOTAL</b>							<b>\$ 20,000,000,000</b>	

1/ The loan was funded through TALF LLC, a special purpose vehicle created by The Federal Reserve Bank of New York. The amount of \$20,000,000,000 represents the maximum loan amount. The loan will be incrementally funded.

**AMERICAN INTERNATIONAL GROUP, INC. (AIG) INVESTMENT PROGRAM  
(formerly referred to as Systemically Significant Failing Institutions)**

Footnote	Date	Seller			Purchase Details				Exchange Details					
		Name of Institution	City	State	Transaction Type	Investment Description	Investment Amount	Pricing Mechanism	Date	Transaction Type	Investment Description	Investment Amount	Pricing Mechanism	
	11/25/2008	AIG	New York	NY	Purchase	Preferred Stock w/ Warrants	\$ 40,000,000,000	Par	4/17/2009	Exchange	Preferred Stock w/ Warrants <sup>1</sup>	\$ 40,000,000,000	Par	
3	4/17/2009	AIG	New York	NY	Purchase	Preferred Stock w/ Warrants	\$ 29,835,000,000	Par <sup>2</sup>						
<b>TOTAL</b>							<b>\$ 69,835,000,000</b>							

1/ On 4/17/2009, Treasury exchanged its Series D Fixed Rate Cumulative Preferred Shares for Series E Fixed Rate Non-Cumulative Preferred Shares with no change to Treasury's initial investment amount. In addition, in order for AIG to fully redeem the Series E Preferred Shares, it has an additional obligation to Treasury of \$1,604,576,000 to reflect the cumulative unpaid dividends for the Series D Preferred Shares due to Treasury through and including the exchange date.

2/ The investment price reflects Treasury's commitment to invest up to \$30 billion less a reduction of \$165 million representing retention payments AIG Financial Products made to its employees in March 2009.

3/ This transaction does not include AIG's commitment fee of an additional \$165 million scheduled to be paid from its operating income in three equal installments over the five-year life of the facility.

**LEGACY SECURITIES PUBLIC-PRIVATE INVESTMENT PROGRAM (S-PPIP)**

Footnote	Date	Seller			Transaction Type	Investment Description	Investment Amount	Pricing Mechanism
		Name of Institution	City	State				
1	9/30/2009	UST/TCW Senior Mortgage Securities Fund, L.P.	Wilmington	DE	Purchase	Membership Interest	\$1,111,111,111	Par
2	9/30/2009	UST/TCW Senior Mortgage Securities Fund, L.P.	Wilmington	DE	Purchase	Debt Obligation w/ Contingent Proceeds	\$2,222,222,222	Par
1	9/30/2009	Invesco Legacy Securities Master Fund, L.P.	Wilmington	DE	Purchase	Membership Interest	\$1,111,111,111	Par
2	9/30/2009	Invesco Legacy Securities Master Fund, L.P.	Wilmington	DE	Purchase	Debt Obligation w/ Contingent Proceeds	\$2,222,222,222	Par
1	10/1/2009	Wellington Management Legacy Securities PPIF Master Fund, LP	Wilmington	DE	Purchase	Membership Interest	\$1,111,111,111	Par
2	10/1/2009	Wellington Management Legacy Securities PPIF Master Fund, LP	Wilmington	DE	Purchase	Debt Obligation w/ Contingent Proceeds	\$2,222,222,222	Par
1	10/2/2009	AllianceBernstein Legacy Securities Master Fund, L.P.	Wilmington	DE	Purchase	Membership Interest	\$1,111,111,111	Par
2	10/2/2009	AllianceBernstein Legacy Securities Master Fund, L.P.	Wilmington	DE	Purchase	Debt Obligation w/ Contingent Proceeds	\$2,222,222,222	Par
1	10/2/2009	Blackrock PPIF, L.P.	Wilmington	DE	Purchase	Membership Interest	\$1,111,111,111	Par
2	10/2/2009	Blackrock PPIF, L.P.	Wilmington	DE	Purchase	Debt Obligation w/ Contingent Proceeds	\$2,222,222,222	Par
1	10/30/2009	AG GECC PPIF Master Fund, L.P.	Wilmington	DE	Purchase	Membership Interest	\$1,111,111,111	Par
2	10/30/2009	AG GECC PPIF Master Fund, L.P.	Wilmington	DE	Purchase	Debt Obligation w/ Contingent Proceeds	\$2,222,222,222	Par
1	11/4/2009	RLJ Western Asset Public/Private Master Fund, L.P.	Wilmington	DE	Purchase	Membership Interest	\$1,111,111,111	Par
2	11/4/2009	RLJ Western Asset Public/Private Master Fund, L.P.	Wilmington	DE	Purchase	Debt Obligation w/ Contingent Proceeds	\$2,222,222,222	Par
1	11/25/2009	Marathon Legacy Securities Public-Private Investment Partnership, L.P.	Wilmington	DE	Purchase	Membership Interest	\$1,111,111,111	Par
2	11/25/2009	Marathon Legacy Securities Public-Private Investment Partnership, L.P.	Wilmington	DE	Purchase	Debt Obligation w/ Contingent Proceeds	\$2,222,222,222	Par
1	12/18/2009	Oaktree PPIF Fund, L.P.	Wilmington	DE	Purchase	Membership Interest	\$1,111,111,111	Par
2	12/18/2009	Oaktree PPIF Fund, L.P.	Wilmington	DE	Purchase	Debt Obligation w/ Contingent Proceeds	\$2,222,222,222	Par
<b>TOTAL</b>							<b>\$30,000,000,000</b>	

1/ The equity amount may be incrementally funded. Investment amount represents Treasury's maximum obligation if the limited partners other than Treasury fund their maximum equity capital obligations.  
2/ The loan may be incrementally funded. Investment amount represents Treasury's maximum obligation if Treasury and the limited partners other than Treasury fund 100% of their maximum equity obligation:

HOME AFFORDABLE MODIFICATION PROGRAM

Date	Servicer Modifying Borrowers' Loans				Investment Description	Cap of Incentive Payments on Behalf of Borrowers and to Servicers & Lenders/Investors (Cap) <sup>1</sup>	Pricing Mechanism	Adjustment Details			
	Name of Institution	City	State	Transaction Type				Adjustment Date	Cap Adjustment Amount	Adjusted Cap	Reason for Adjustment
4/13/2009	Select Portfolio Servicing	Salt Lake City	UT	Purchase	Financial Instrument for Home Loan Modifications	\$ 376,000,000	N/A	6/12/2009	\$ 284,590,000	\$ 660,590,000	Updated portfolio data from servicer
								9/30/2009	\$ 121,910,000	\$ 782,500,000	Updated portfolio data from servicer & HPDP initial cap
								12/30/2009	\$ 131,340,000	\$ 913,840,000	Updated portfolio data from servicer & SS/DIL initial cap
4/13/2009	CitiMortgage, Inc.	O'Fallon	MO	Purchase	Financial Instrument for Home Loan Modifications	\$ 2,071,000,000	N/A	6/12/2009	\$ (991,580,000)	\$ 1,079,420,000	Updated portfolio data from servicer
								9/30/2009	\$ 1,010,180,000	\$ 2,089,600,000	Updated portfolio data from servicer & HPDP initial cap
								12/30/2009	\$ (105,410,000)	\$ 1,984,190,000	Updated portfolio data from servicer & SS/DIL initial cap
4/13/2009	Wells Fargo Bank, NA	Des Moines	IA	Purchase	Financial Instrument for Home Loan Modifications	\$ 2,873,000,000	N/A	6/17/2009	\$ (462,990,000)	\$ 2,410,010,000	Updated portfolio data from servicer
								9/30/2009	\$ 65,070,000	\$ 2,475,080,000	Updated portfolio data from servicer & HPDP initial cap
								12/30/2009	\$ 1,213,310,000	\$ 3,688,390,000	Updated portfolio data from servicer & SS/DIL initial cap
4/13/2009	GMAC Mortgage, Inc.	Ft. Washington	PA	Purchase	Financial Instrument for Home Loan Modifications	\$ 633,000,000	N/A	6/12/2009	\$ 384,650,000	\$ 1,017,650,000	Updated portfolio data from servicer
								9/30/2009	\$ 2,537,240,000	\$ 3,554,890,000	Updated portfolio data from servicer & HPDP initial cap
								12/30/2009	\$ (1,679,520,000)	\$ 1,875,370,000	Updated portfolio data from servicer & SS/DIL initial cap
4/13/2009	Saxon Mortgage Services, Inc.	Irving	TX	Purchase	Financial Instrument for Home Loan Modifications	\$ 407,000,000	N/A	6/17/2009	\$ 225,040,000	\$ 632,040,000	Updated portfolio data from servicer
								9/30/2009	\$ 254,380,000	\$ 886,420,000	Updated portfolio data from servicer & HPDP initial cap
								12/30/2009	\$ 355,710,000	\$ 1,242,130,000	Updated portfolio data from servicer & SS/DIL initial cap
4/13/2009	Chase Home Finance, LLC	Iselin	NJ	Purchase	Financial Instrument for Home Loan Modifications	\$ 3,552,000,000	N/A	7/31/2009	\$ (3,552,000,000)	\$ -	Termination of SPA <sup>2</sup>
4/16/2009	Ocwen Financial Corporation, Inc.	West Palm Beach	FL	Purchase	Financial Instrument for Home Loan Modifications	\$ 659,000,000	N/A	6/12/2009	\$ (105,620,000)	\$ 553,380,000	Updated portfolio data from servicer
								9/30/2009	\$ 102,580,000	\$ 655,960,000	Updated portfolio data from servicer & HPDP initial cap
								12/30/2009	\$ 277,640,000	\$ 933,600,000	Updated portfolio data from servicer & SS/DIL initial cap
4/17/2009	Bank of America, N.A.	Simi Valley	CA	Purchase	Financial Instrument for Home Loan Modifications	\$ 798,900,000	N/A	6/12/2009	\$ 5,540,000	\$ 804,440,000	Updated portfolio data from servicer
								9/30/2009	\$ 162,680,000	\$ 967,120,000	Updated portfolio data from servicer & HPDP initial cap
								12/30/2009	\$ 665,510,000	\$ 1,632,630,000	Updated portfolio data from servicer & SS/DIL initial cap
4/17/2009	Countrywide Home Loans Servicing LP	Simi Valley	CA	Purchase	Financial Instrument for Home Loan Modifications	\$ 1,864,000,000	N/A	6/12/2009	\$ 3,318,840,000	\$ 5,182,840,000	Updated portfolio data from servicer
								9/30/2009	\$ (717,420,000)	\$ 4,465,420,000	Updated portfolio data from servicer & HPDP initial cap
								12/30/2009	\$ 2,290,780,000	\$ 6,756,200,000	Updated portfolio data from servicer & SS/DIL initial cap
4/20/2009	Home Loan Services, Inc.	Pittsburgh	PA	Purchase	Financial Instrument for Home Loan Modifications	\$ 319,000,000	N/A	6/12/2009	\$ 128,300,000	\$ 447,300,000	Updated portfolio data from servicer
								9/30/2009	\$ 46,730,000	\$ 494,030,000	Updated portfolio data from servicer & HPDP initial cap

Date	Servicer Modifying Borrowers' Loans				Investment Description	Cap of Incentive Payments on Behalf of Borrowers and to Servicers & Lenders/Investors (Cap) <sup>1</sup>	Pricing Mechanism	Adjustment Details			
	Name of Institution	City	State	Transaction Type				Adjustment Date	Cap Adjustment Amount	Adjusted Cap	Reason for Adjustment
								12/30/2009	\$ 145,820,000	\$ 639,850,000	Updated portfolio data from servicer & SS/DIL initial cap
4/20/2009	Wilshire Credit Corporation	Beaverton	OR	Purchase	Financial Instrument for Home Loan Modifications	\$ 366,000,000	N/A	6/12/2009	\$ 87,130,000	\$ 453,130,000	Updated portfolio data from servicer
								9/30/2009	\$ (249,670,000)	\$ 203,460,000	Updated portfolio data from servicer & HPDP initial cap
								12/30/2009	\$ 119,700,000	\$ 323,160,000	Updated portfolio data from servicer & SS/DIL initial cap
4/24/2009	Green Tree Servicing LLC	Saint Paul	MN	Purchase	Financial Instrument for Home Loan Modifications	\$ 156,000,000	N/A	6/17/2009	\$ (64,990,000)	\$ 91,010,000	Updated portfolio data from servicer
								9/30/2009	\$ 130,780,000	\$ 221,790,000	Updated portfolio data from servicer & HPDP initial cap
								12/30/2009	\$ (116,750,000)	\$ 105,040,000	Updated portfolio data from servicer & SS/DIL initial cap
4/27/2009	Carrington Mortgage Services, LLC	Santa Ana	CA	Purchase	Financial Instrument for Home Loan Modifications	\$ 195,000,000	N/A	6/17/2009	\$ (63,980,000)	\$ 131,020,000	Updated portfolio data from servicer
								9/30/2009	\$ 90,990,000	\$ 222,010,000	Updated portfolio data from servicer & HPDP initial cap
								12/30/2009	\$ 57,980,000	\$ 279,990,000	Updated portfolio data from servicer & SS/DIL initial cap
5/1/2009	Aurora Loan Services, LLC	Littleton	CO	Purchase	Financial Instrument for Home Loan Modifications	\$ 798,000,000	N/A	6/17/2009	\$ (338,450,000)	\$ 459,550,000	Updated portfolio data from servicer
								9/30/2009	\$ (11,860,000)	\$ 447,690,000	Updated portfolio data from servicer & HPDP initial cap
								12/30/2009	\$ 21,330,000	\$ 469,020,000	Updated portfolio data from servicer & SS/DIL initial cap
5/28/2009	Nationstar Mortgage LLC	Lewisville	TX	Purchase	Financial Instrument for Home Loan Modifications	\$ 101,000,000	N/A	6/12/2009	\$ 16,140,000	\$ 117,140,000	Updated portfolio data from servicer
								9/30/2009	\$ 134,560,000	\$ 251,700,000	Updated portfolio data from servicer & HPDP initial cap
								12/30/2009	\$ 80,250,000	\$ 331,950,000	Updated portfolio data from servicer & SS/DIL initial cap
6/12/2009	Residential Credit Solutions	Fort Worth	TX	Purchase	Financial Instrument for Home Loan Modifications	\$ 19,400,000	N/A	9/30/2009	\$ (1,860,000)	\$ 17,540,000	Updated portfolio data from servicer & HPDP initial cap
								12/30/2009	\$ 27,920,000	\$ 45,460,000	Updated portfolio data from servicer & SS/DIL initial cap
6/17/2009	CCO Mortgage	Glen Allen	VA	Purchase	Financial Instrument for Home Loan Modifications	\$ 16,520,000	N/A	9/30/2009	\$ 13,070,000	\$ 29,590,000	Updated portfolio data from servicer & HPDP initial cap
								12/30/2009	\$ 145,510,000	\$ 175,100,000	Updated portfolio data from servicer & SS/DIL initial cap
6/17/2009	RG Mortgage Corporation	San Juan	PR	Purchase	Financial Instrument for Home Loan Modifications	\$ 57,000,000	N/A	9/30/2009	\$ (11,300,000)	\$ 45,700,000	Updated portfolio data from servicer & HPDP initial cap
								12/30/2009	\$ (42,210,000)	\$ 3,490,000	Updated portfolio data from servicer & SS/DIL initial cap
6/19/2009	First Federal Savings and Loan	Port Angeles	WA	Purchase	Financial Instrument for Home Loan Modifications	\$ 770,000	N/A	12/30/2009	\$ 2,020,000	\$ 2,790,000	Updated portfolio data from servicer & SS/DIL initial cap
6/19/2009	Wescom Central Credit Union	Anaheim	CA	Purchase	Financial Instrument for Home Loan Modifications	\$ 540,000	N/A	9/30/2009	\$ 330,000	\$ 870,000	Updated portfolio data from servicer & HPDP initial cap
								12/30/2009	\$ 16,490,000	\$ 17,360,000	Updated portfolio data from servicer & SS/DIL initial cap
6/26/2009	Citizens First Wholesale Mortgage Company	The Villages	FL	Purchase	Financial Instrument for Home Loan Modifications	\$ 30,000	N/A	9/30/2009	\$ (10,000)	\$ 20,000	Updated portfolio data from servicer & HPDP initial cap
								12/30/2009	\$ 590,000	\$ 610,000	Updated portfolio data from servicer & SS/DIL initial cap
6/26/2009	Technology Credit Union	San Jose	CA	Purchase	Financial Instrument for Home Loan Modifications	\$ 70,000	N/A	12/30/2009	\$ 2,180,000	\$ 2,250,000	Updated portfolio data from servicer & SS/DIL initial cap

Date	Servicer Modifying Borrowers' Loans				Investment Description	Cap of Incentive Payments on Behalf of Borrowers and to Servicers & Lenders/Investors (Cap) <sup>1</sup>	Pricing Mechanism	Adjustment Details			
	Name of Institution	City	State	Transaction Type				Adjustment Date	Cap Adjustment Amount	Adjusted Cap	Reason for Adjustment
6/26/2009	National City Bank	Miamisburg	OH	Purchase	Financial Instrument for Home Loan Modifications	\$ 294,980,000	N/A	9/30/2009	\$ 315,170,000	\$ 610,150,000	Updated portfolio data from servicer & HPDP initial cap
								12/30/2009	\$ 90,280,000	\$ 700,430,000	Updated portfolio data from servicer & SS/DIL initial cap
7/1/2009	Wachovia Mortgage, FSB	Des Moines	IA	Purchase	Financial Instrument for Home Loan Modifications	\$ 634,010,000	N/A	9/30/2009	\$ 723,880,000	\$ 1,357,890,000	Updated portfolio data from servicer & HPDP initial cap
								12/30/2009	\$ 692,640,000	\$ 2,050,530,000	Updated portfolio data from servicer & SS/DIL initial cap
7/1/2009	Bayview Loan Servicing, LLC	Coral Gables	FL	Purchase	Financial Instrument for Home Loan Modifications	\$ 44,260,000	N/A	9/30/2009	\$ 23,850,000	\$ 68,110,000	Updated portfolio data from servicer & HPDP initial cap
								12/30/2009	\$ 43,590,000	\$ 111,700,000	Updated portfolio data from servicer & SS/DIL initial cap
7/10/2009	Lake National Bank	Mentor	OH	Purchase	Financial Instrument for Home Loan Modifications	\$ 100,000	N/A	9/30/2009	\$ 150,000	\$ 250,000	Updated portfolio data from servicer & HPDP initial cap
								12/30/2009	\$ 130,000	\$ 380,000	Updated portfolio data from servicer & SS/DIL initial cap
7/10/2009	IBM Southeast Employees' Federal Credit Union	Delray Beach	FL	Purchase	Financial Instrument for Home Loan Modifications	\$ 870,000	N/A	9/30/2009	\$ (10,000)	\$ 860,000	Updated portfolio data from servicer & HPDP initial cap
								12/30/2009	\$ 250,000	\$ 1,110,000	Updated portfolio data from servicer & SS/DIL initial cap
7/17/2009	MorEquity, Inc.	Evansville	IN	Purchase	Financial Instrument for Home Loan Modifications	\$ 23,480,000	N/A	9/30/2009	\$ 18,530,000	\$ 42,010,000	Updated portfolio data from servicer & HPDP initial cap
								12/30/2009	\$ 24,510,000	\$ 66,520,000	Updated portfolio data from servicer & SS/DIL initial cap
7/17/2009	PNC Bank, National Association	Pittsburgh	PA	Purchase	Financial Instrument for Home Loan Modifications	\$ 54,470,000	N/A	9/30/2009	\$ (36,240,000)	\$ 18,230,000	Updated portfolio data from servicer & HPDP initial cap
								12/30/2009	\$ 19,280,000	\$ 37,510,000	Updated portfolio data from servicer & SS/DIL initial cap
7/17/2009	Farmers State Bank	West Salem	OH	Purchase	Financial Instrument for Home Loan Modifications	\$ 170,000	N/A	9/30/2009	\$ (90,000)	\$ 80,000	Updated portfolio data from servicer & HPDP initial cap
								12/30/2009	\$ 50,000	\$ 130,000	Updated portfolio data from servicer & SS/DIL initial cap
7/17/2009	ShoreBank	Chicago	IL	Purchase	Financial Instrument for Home Loan Modifications	\$ 1,410,000	N/A	9/30/2009	\$ 890,000	\$ 2,300,000	Updated portfolio data from servicer & HPDP initial cap
								12/30/2009	\$ 1,260,000	\$ 3,560,000	Updated portfolio data from servicer & SS/DIL initial cap
7/22/2009	American Home Mortgage Servicing, Inc	Coppell	TX	Purchase	Financial Instrument for Home Loan Modifications	\$ 1,272,490,000	N/A	9/30/2009	\$ (53,670,000)	\$ 1,218,820,000	Updated portfolio data from servicer & HPDP initial cap
								12/30/2009	\$ 250,450,000	\$ 1,469,270,000	Updated portfolio data from servicer & SS/DIL initial cap
7/22/2009	Mortgage Center, LLC	Southfield	MI	Purchase	Financial Instrument for Home Loan Modifications	\$ 4,210,000	N/A	9/30/2009	\$ 1,780,000	\$ 5,990,000	Updated portfolio data from servicer & HPDP initial cap
								12/30/2009	\$ 2,840,000	\$ 8,830,000	Updated portfolio data from servicer & SS/DIL initial cap
7/22/2009	Mission Federal Credit Union	San Diego	CA	Purchase	Financial Instrument for Home Loan Modifications	\$ 860,000	N/A	9/30/2009	\$ (490,000)	\$ 370,000	Updated portfolio data from servicer & HPDP initial cap
								12/30/2009	\$ 6,750,000	\$ 7,120,000	Updated portfolio data from servicer & SS/DIL initial cap
7/29/2009	First Bank	St. Louis	MO	Purchase	Financial Instrument for Home Loan Modifications	\$ 6,460,000	N/A	9/30/2009	\$ (1,530,000)	\$ 4,930,000	Updated portfolio data from servicer & HPDP initial cap
								12/30/2009	\$ 680,000	\$ 5,610,000	Updated portfolio data from servicer & SS/DIL initial cap
7/29/2009	Purdue Employees Federal Credit Union	West Lafayette	IN	Purchase	Financial Instrument for Home Loan Modifications	\$ 1,090,000	N/A	9/30/2009	\$ (60,000)	\$ 1,030,000	Updated portfolio data from servicer & HPDP initial cap
								12/30/2009	\$ 1,260,000	\$ 2,290,000	Updated portfolio data from servicer & SS/DIL initial cap

Date	Servicer Modifying Borrowers' Loans				Investment Description	Cap of Incentive Payments on Behalf of Borrowers and to Servicers & Lenders/Investors (Cap) <sup>1</sup>	Pricing Mechanism	Adjustment Details			
	Name of Institution	City	State	Transaction Type				Adjustment Date	Cap Adjustment Amount	Adjusted Cap	Reason for Adjustment
7/29/2009	Wachovia Bank, N.A.	Charlotte	NC	Purchase	Financial Instrument for Home Loan Modifications	\$ 85,020,000	N/A	9/30/2009	\$ (37,700,000)	\$ 47,320,000	Updated portfolio data from servicer & HPDP initial cap
								12/30/2009	\$ 26,160,000	\$ 73,480,000	Updated portfolio data from servicer & SS/DIL initial cap
7/31/2009	J.P.Morgan Chase Bank, NA	Lewisville	TX	Purchase	Financial Instrument for Home Loan Modifications	\$ 2,699,720,000	N/A	9/30/2009	\$ (14,850,000)	\$ 2,684,870,000	Updated portfolio data from servicer & HPDP initial cap
								12/30/2009	\$ 1,178,180,000	\$ 3,863,050,000	Updated portfolio data from servicer & SS/DIL initial cap
7/31/2009	EMC Mortgage Corporation	Lewisville	TX	Purchase	Financial Instrument for Home Loan Modifications	\$ 707,380,000	N/A	9/30/2009	\$ (10,000)	\$ 707,370,000	Updated portfolio data from servicer & HPDP initial cap
								12/30/2009	\$ 502,430,000	\$ 1,209,800,000	Updated portfolio data from servicer & SS/DIL initial cap
8/5/2009	Lake City Bank	Warsaw	IN	Purchase	Financial Instrument for Home Loan Modifications	\$ 420,000	N/A	9/30/2009	\$ 180,000	\$ 600,000	Updated portfolio data from servicer & HPDP initial cap
								12/30/2009	\$ (350,000)	\$ 250,000	Updated portfolio data from servicer & SS/DIL initial cap
8/5/2009	Oakland Municipal Credit Union	Oakland	CA	Purchase	Financial Instrument for Home Loan Modifications	\$ 140,000	N/A	9/30/2009	\$ 290,000	\$ 430,000	Updated portfolio data from servicer & HPDP initial cap
								12/30/2009	\$ 210,000	\$ 640,000	Updated portfolio data from servicer & SS/DIL initial cap
8/5/2009	HomEq Servicing	North Highlands	CA	Purchase	Financial Instrument for Home Loan Modifications	\$ 674,000,000	N/A	9/30/2009	\$ (121,190,000)	\$ 552,810,000	Updated portfolio data from servicer & HPDP initial cap
								12/30/2009	\$ (36,290,000)	\$ 516,520,000	Updated portfolio data from servicer & SS/DIL initial cap
8/12/2009	Litton Loan Servicing LP	Houston	TX	Purchase	Financial Instrument for Home Loan Modifications	\$ 774,900,000	N/A	9/30/2009	\$ 313,050,000	\$ 1,087,950,000	Updated portfolio data from servicer & HPDP initial cap
								12/30/2009	\$ 275,370,000	\$ 1,363,320,000	Updated portfolio data from servicer & SS/DIL initial cap
8/12/2009	PennyMac Loan Services, LLC	Calasbasa	CA	Purchase	Financial Instrument for Home Loan Modifications	\$ 6,210,000	N/A	9/30/2009	\$ (1,200,000)	\$ 5,010,000	Updated portfolio data from servicer & HPDP initial cap
								12/30/2009	\$ 30,800,000	\$ 35,810,000	Updated portfolio data from servicer & SS/DIL initial cap
8/12/2009	Servis One, Inc.	Titusville	PA	Purchase	Financial Instrument for Home Loan Modifications	\$ 29,730,000	N/A	9/30/2009	\$ (25,510,000)	\$ 4,220,000	Updated portfolio data from servicer & HPDP initial cap
								12/30/2009	\$ 520,000	\$ 4,740,000	Updated portfolio data from servicer & SS/DIL initial cap
8/28/2009	OneWest Bank	Pasadena	CA	Purchase	Financial Instrument for Home Loan Modifications	\$ 668,440,000	N/A	10/2/2009	\$ 145,800,000	\$ 814,240,000	HPDP initial cap
								12/30/2009	\$ 1,355,930,000	\$ 2,170,170,000	Updated portfolio data from servicer & SS/DIL initial cap
8/28/2009	Stanford Federal Credit Union	Palo Alto	CA	Purchase	Financial Instrument for Home Loan Modifications	\$ 300,000	N/A	10/2/2009	\$ 70,000	\$ 370,000	HPDP initial cap
								12/30/2009	\$ 2,680,000	\$ 3,050,000	Updated portfolio data from servicer & SS/DIL initial cap
8/28/2009	RoundPoint Mortgage Servicing Corporation	Charlotte	NC	Purchase	Financial Instrument for Home Loan Modifications	\$ 570,000	N/A	10/2/2009	\$ 130,000	\$ 700,000	HPDP initial cap
								12/30/2009	\$ (310,000)	\$ 390,000	Updated portfolio data from servicer & SS/DIL initial cap
9/2/2009	Horicon Bank	Horicon	WI	Purchase	Financial Instrument for Home Loan Modifications	\$ 560,000	N/A	10/2/2009	\$ 130,000	\$ 690,000	HPDP initial cap
								12/30/2009	\$ 1,040,000	\$ 1,730,000	Updated portfolio data from servicer & SS/DIL initial cap
9/2/2009	Vantium Capital, Inc.	Plano	TX	Purchase	Financial Instrument for Home Loan Modifications	\$ 6,000,000	N/A	10/2/2009	\$ 1,310,000	\$ 7,310,000	HPDP initial cap
								12/30/2009	\$ (3,390,000)	\$ 3,920,000	Updated portfolio data from servicer & SS/DIL initial cap



Date	Servicer Modifying Borrowers' Loans				Investment Description	Cap of Incentive Payments on Behalf of Borrowers and to Servicers & Lenders/Investors (Cap) <sup>1</sup>	Pricing Mechanism	Adjustment Details			
	Name of Institution	City	State	Transaction Type				Adjustment Date	Cap Adjustment Amount	Adjusted Cap	Reason for Adjustment
9/9/2009	Central Florida Educators Federal Credit Union	Lake Mary	FL	Purchase	Financial Instrument for Home Loan Modifications	\$ 1,250,000	N/A	10/2/2009	\$ 280,000	\$ 1,530,000	HPDP initial cap
								12/30/2009	\$ (750,000)	\$ 780,000	Updated portfolio data from servicer & SS/DIL initial cap
9/9/2009	U.S. Bank National Association	Owensboro	KY	Purchase	Financial Instrument for Home Loan Modifications	\$ 114,220,000	N/A	10/2/2009	\$ 24,920,000	\$ 139,140,000	HPDP initial cap
								12/30/2009	\$ 49,410,000	\$ 188,550,000	Updated portfolio data from servicer & SS/DIL initial cap
9/9/2009	CUC Mortgage Corporation	Albany	NY	Purchase	Financial Instrument for Home Loan Modifications	\$ 4,350,000	N/A	10/2/2009	\$ 950,000	\$ 5,300,000	HPDP initial cap
								12/30/2009	\$ 5,700,000	\$ 11,000,000	Updated portfolio data from servicer & SS/DIL initial cap
9/11/2009	ORNL Federal Credit Union	Oak Ridge	TN	Purchase	Financial Instrument for Home Loan Modifications	\$ 2,070,000	N/A	10/2/2009	\$ 460,000	\$ 2,530,000	HPDP initial cap
								12/30/2009	\$ 2,730,000	\$ 5,260,000	Updated portfolio data from servicer & SS/DIL initial cap
9/11/2009	Allstate Mortgage Loans & Investments, Inc.	Ocala	FL	Purchase	Financial Instrument for Home Loan Modifications	\$ 250,000	N/A	10/2/2009	\$ 60,000	\$ 310,000	HPDP initial cap
								12/30/2009	\$ (80,000)	\$ 230,000	Updated portfolio data from servicer & SS/DIL initial cap
9/11/2009	Metropolitan National Bank	Little Rock	AR	Purchase	Financial Instrument for Home Loan Modifications	\$ 280,000	N/A	10/2/2009	\$ 70,000	\$ 350,000	HPDP initial cap
								12/30/2009	\$ 620,000	\$ 970,000	Updated portfolio data from servicer & SS/DIL initial cap
9/11/2009	Franklin Credit Management Corporation	Jersey City	NJ	Purchase	Financial Instrument for Home Loan Modifications	\$ 27,510,000	N/A	10/2/2009	\$ 6,010,000	\$ 33,520,000	HPDP initial cap
								12/30/2009	\$ (19,750,000)	\$ 13,770,000	Updated portfolio data from servicer & SS/DIL initial cap
9/16/2009	Bay Federal Credit Union	Capitola	CA	Purchase	Financial Instrument for Home Loan Modifications	\$ 410,000	N/A	10/2/2009	\$ 90,000	\$ 500,000	HPDP initial cap
								12/30/2009	\$ 1,460,000	\$ 1,960,000	Updated portfolio data from servicer & SS/DIL initial cap
9/23/2009	AMS Servicing, LLC	Buffalo	NY	Purchase	Financial Instrument for Home Loan Modifications	\$ 4,390,000	N/A	10/2/2009	\$ 960,000	\$ 5,350,000	HPDP initial cap
								12/30/2009	\$ (3,090,000)	\$ 2,260,000	Updated portfolio data from servicer & SS/DIL initial cap
9/23/2009	Schools Financial Credit Union	Sacramento	CA	Purchase	Financial Instrument for Home Loan Modifications	\$ 390,000	N/A	10/2/2009	\$ 90,000	\$ 480,000	HPDP initial cap
								12/30/2009	\$ 940,000	\$ 1,420,000	Updated portfolio data from servicer & SS/DIL initial cap
9/23/2009	Glass City Federal Credit Union	Maumee	OH	Purchase	Financial Instrument for Home Loan Modifications	\$ 230,000	N/A	10/2/2009	\$ 60,000	\$ 290,000	HPDP initial cap
								12/30/2009	\$ (10,000)	\$ 280,000	Updated portfolio data from servicer & SS/DIL initial cap
9/23/2009	Central Jersey Federal Credit Union	Woodbridge	NJ	Purchase	Financial Instrument for Home Loan Modifications	\$ 30,000	N/A	10/2/2009	\$ 10,000	\$ 40,000	HPDP initial cap
								12/30/2009	\$ 120,000	\$ 160,000	Updated portfolio data from servicer & SS/DIL initial cap
9/23/2009	Yadkin Valley Bank	Elkin	NC	Purchase	Financial Instrument for Home Loan Modifications	\$ 240,000	N/A	10/2/2009	\$ 60,000	\$ 300,000	HPDP initial cap
								12/30/2009	\$ 350,000	\$ 650,000	Updated portfolio data from servicer & SS/DIL initial cap
9/25/2009	SEFCU	Albany	NY	Purchase	Financial Instrument for Home Loan Modifications	\$ 440,000	N/A	10/2/2009	\$ 100,000	\$ 540,000	HPDP initial cap
								12/30/2009	\$ 20,000	\$ 560,000	Updated portfolio data from servicer & SS/DIL initial cap

Date	Servicer Modifying Borrowers' Loans				Investment Description	Cap of Incentive Payments on Behalf of Borrowers and to Servicers & Lenders/Investors (Cap) <sup>1</sup>	Pricing Mechanism	Adjustment Details			
	Name of Institution	City	State	Transaction Type				Adjustment Date	Cap Adjustment Amount	Adjusted Cap	Reason for Adjustment
10/14/2009	Great Lakes Credit Union	North Chicago	IL	Purchase	Financial Instrument for Home Loan Modifications	\$ 570,000	N/A	12/30/2009	\$ 1,030,000	\$ 1,600,000	Updated portfolio data from servicer & SS/DIL initial cap
10/14/2009	Mortgage Clearing Corporation	Tulsa	OK	Purchase	Financial Instrument for Home Loan Modifications	\$ 4,860,000	N/A	12/30/2009	\$ (2,900,000)	\$ 1,960,000	Updated portfolio data from servicer & SS/DIL initial cap
10/21/2009	United Bank Mortgage Corporation	Grand Rapids	MI	Purchase	Financial Instrument for Home Loan Modifications	\$ 410,000	N/A				
10/23/2009	Bank United	Miami Lakes	FL	Purchase	Financial Instrument for Home Loan Modifications	\$ 93,660,000	N/A				
10/23/2009	IC Federal Credit Union	Fitchburg	MA	Purchase	Financial Instrument for Home Loan Modifications	\$ 760,000	N/A				
10/28/2009	Harleysville National Bank & Trust Company	Harleysville	PA	Purchase	Financial Instrument for Home Loan Modifications	\$ 1,070,000	N/A				
10/28/2009	Members Mortgage Company, Inc	Woburn	MA	Purchase	Financial Instrument for Home Loan Modifications	\$ 510,000	N/A				
10/30/2009	DuPage Credit Union	Naperville	IL	Purchase	Financial Instrument for Home Loan Modifications	\$ 70,000	N/A				
11/6/2009	Los Alamos National Bank	Los Alamos	NM	Purchase	Financial Instrument for Home Loan Modifications	\$ 700,000	N/A				
11/18/2009	Quantum Servicing Corporation	Tampa	FL	Purchase	Financial Instrument for Home Loan Modifications	\$ 18,960,000	N/A				
11/18/2009	Hillsdale County National Bank	Hillsdale	MI	Purchase	Financial Instrument for Home Loan Modifications	\$ 1,670,000	N/A				
11/18/2009	QLending, Inc.	Coral Gables	FL	Purchase	Financial Instrument for Home Loan Modifications	\$ 20,000	N/A				
11/25/2009	Marix Servicing, LLC	Pheonix	AZ	Purchase	Financial Instrument for Home Loan Modifications	\$ 20,360,000	N/A				
11/25/2009	Home Financing Center, Inc	Coral Gables	FL	Purchase	Financial Instrument for Home Loan Modifications	\$ 230,000	N/A				
11/25/2009	First Keystone Bank	Media	PA	Purchase	Financial Instrument for Home Loan Modifications	\$ 1,280,000	N/A				
12/4/2009	Community Bank & Trust Company	Clarks Summit	PA	Purchase	Financial Instrument for Home Loan Modifications	\$ 380,000	N/A				
12/4/2009	Idaho Housing and Finance Association	Boise	ID	Purchase	Financial Instrument for Home Loan Modifications	\$ 9,430,000	N/A				
12/9/2009	Spirit of Alaska Federal Credit Union	Fairbanks	AK	Purchase	Financial Instrument for Home Loan Modifications	\$ 360,000	N/A				
12/9/2009	American Eagle Federal Credit Union	East Hartford	CT	Purchase	Financial Instrument for Home Loan Modifications	\$ 1,590,000	N/A				
12/9/2009	Silver State Schools Credit Union	Las Vegas	NV	Purchase	Financial Instrument for Home Loan Modifications	\$ 1,880,000	N/A				
12/9/2009	Fidelity Homestead Savings Bank	New Orleans	LA	Purchase	Financial Instrument for Home Loan Modifications	\$ 2,940,000	N/A				
12/9/2009	Bay Gulf Credit Union	Tampa	FL	Purchase	Financial Instrument for Home Loan Modifications	\$ 230,000	N/A				
12/9/2009	The Golden 1 Credit Union	Sacramento	CA	Purchase	Financial Instrument for Home Loan Modifications	\$ 6,160,000	N/A				
12/9/2009	Sterling Savings Bank	Spokane	WA	Purchase	Financial Instrument for Home Loan Modifications	\$ 2,250,000	N/A				
12/11/2009	HomeStar Bank & Financial Services	Manteno	IL	Purchase	Financial Instrument for Home Loan Modifications	\$ 310,000	N/A				
12/11/2009	Glenview State Bank	Glenview	IL	Purchase	Financial Instrument for Home Loan Modifications	\$ 370,000	N/A				
12/11/2009	Verity Credit Union	Seattle	WA	Purchase	Financial Instrument for Home Loan Modifications	\$ 600,000	N/A				

Date	Servicer Modifying Borrowers' Loans				Investment Description	Cap of Incentive Payments on Behalf of Borrowers and to Servicers & Lenders/Investors (Cap) <sup>1</sup>	Pricing Mechanism	Adjustment Details			
	Name of Institution	City	State	Transaction Type				Adjustment Date	Cap Adjustment Amount	Adjusted Cap	Reason for Adjustment
12/11/2009	Hartford Savings Bank	Hartford	WI	Purchase	Financial Instrument for Home Loan Modifications	\$ 630,000	N/A				
12/11/2009	The Bryn Mawr Trust Co.	Bryn Mawr	PA	Purchase	Financial Instrument for Home Loan Modifications	\$ 150,000	N/A				
12/16/2009	Citizens 1st National Bank	Spring Valley	IL	Purchase	Financial Instrument for Home Loan Modifications	\$ 620,000	N/A				
12/16/2009	Golden Plains Credit Union	Garden City	KS	Purchase	Financial Instrument for Home Loan Modifications	\$ 170,000	N/A				
12/16/2009	First Federal Savings and Loan Association of Lakewood	Lakewood	OH	Purchase	Financial Instrument for Home Loan Modifications	\$ 3,460,000	N/A				
12/16/2009	Sound Community Bank	Seattle	WA	Purchase	Financial Instrument for Home Loan Modifications	\$ 440,000	N/A				
12/16/2009	Horizon Bank, NA	Michigan City	IN	Purchase	Financial Instrument for Home Loan Modifications	\$ 700,000	N/A				
12/16/2009	Park View Federal Savings Bank	Solon	OH	Purchase	Financial Instrument for Home Loan Modifications	\$ 760,000	N/A				
12/23/2009	Iberiabank	Sarasota	FL	Purchase	Financial Instrument for Home Loan Modifications	\$ 4,230,000	N/A				
12/23/2009	Grafton Suburban Credit Union	North Grafton	MA	Purchase	Financial Instrument for Home Loan Modifications	\$ 340,000	N/A				
12/23/2009	Eaton National Bank & Trust Company	Eaton	OH	Purchase	Financial Instrument for Home Loan Modifications	\$ 60,000	N/A				
12/23/2009	Tempe Schools Credit Union	Tempe	AZ	Purchase	Financial Instrument for Home Loan Modifications	\$ 110,000	N/A				

**Total Initial Cap \$ 23,594,840,000**    **Total Cap Adjustments \$ 11,948,720,000**  
**TOTAL CAP \$ 35,543,560,000**

1/ The Cap of Incentive Payments represents the potential total amount allocated to each servicer and includes the maximum amount allotted for all payments on behalf of borrowers and payments to servicers and lenders/investors. The Cap is subject to adjustment based on the total amount allocated to the program and individual servicer usage for borrower modifications. Each adjustment to the Cap is reflected under Adjustment Details.

2/ On July 31, 2009, the SPA with Chase Home Finance, LLC was terminated and superseded by new SPAs with J.P. Morgan Chase Bank, NA and EMC Mortgage Corporation.

**U.S. Treasury Department  
Office of Financial Stability**

**Troubled Asset Relief Program**

**Projected Costs and Liabilities [Section 105(a)(3)(E)]**

**For Period Ending December 31, 2009**

Type of Expense/Liability	Amount
None	

**Note:** Treasury interprets this reporting requirement as applicable to costs and liabilities related to insurance contracts entered into under the provisions of section 102 of the EESA; and the single insurance contract with Citigroup was terminated on December 23, 2009.

**U.S. Treasury Department  
Office of Financial Stability**

**Troubled Asset Relief Program**

**Programmatic Operating Expenses [Section 105(a)(3)(F)]**

**For Period Ending December 31, 2009**

Type of Expense	Amount
Compensation for financial agents and legal firms	\$159,214,586

**U.S. Treasury Department  
Office of Financial Stability**

**Troubled Asset Relief Program**

**Description of Vehicles Established [Section 105(a)(3)(H)]**

**For Period Ending December 31, 2009**

Date	Vehicle	Description
	None	