

# **Troubled Assets Relief Program**

**Monthly Progress Report – August 2009**



UNITED STATES  
**DEPARTMENT OF  
THE TREASURY**



**September 10, 2009**

This report to Congress is pursuant to Section 105(a) of the Emergency Economic Stabilization Act of 2008.

## Monthly Progress Report – August 2009

Treasury is pleased to present a revised format for our monthly 105(a) Report to Congress. This new format will provide the latest developments on efforts to stabilize the financial system, current status of TARP investments, and background information on all TARP programs.

<b><u>Section</u></b>	<b><u>Page</u></b>
<b>The Latest – August 2009 Key Developments</b>	<b>2</b>
<b>Where is TARP Money Going?</b>	<b>3</b>
<b>August Program Updates</b>	<b>5</b>
<b>Certification</b>	<b>17</b>
<b>Appendix 1: Descriptions of TARP Programs</b>	<b>18</b>
<b>How Treasury Exercises its Voting Rights</b>	<b>31</b>
<b>Appendix 2: August Financial Statement</b>	<b>33</b>

This report contains summaries of TARP programs and investments. These summaries do not include all the material terms and conditions of such programs and investments. Please see more detailed information available at [www.financialstability.gov](http://www.financialstability.gov).

## The Latest – August 2009 Key Developments

The **Troubled Assets Relief Program** or **TARP** was established pursuant to the Emergency Economic Stabilization Act of 2008 or EESA. This law was adopted on October 3, 2008 in response to the severe financial crisis facing our country. To carry out its duties under the law, Treasury has developed a number of programs to stabilize our financial system and the housing market. These programs are described in this report. These efforts, together with the American Recovery and Reinvestment Act, help lay the financial foundation for economic recovery.

The following are some key developments that took place in August under these programs:

- The U.S. Treasury received \$1.85 billion in dividend, interest and fee payments from all TARP Programs in August 2009
  - Total dividends and interest payments received since inception of TARP through August 31, 2009 is \$9.36 billion
- 3 banks repaid \$140 million of Treasury investments in August, bringing the total amount of investments repaid to \$70.3 billion through August 2009
- Treasury made new investments in 9 banks totaling \$129.9 million in August 2009
- 9 new mortgage servicers signed up to participate in the Home Affordable Mortgage Modification Program (HAMP)
  - Approximately 85 percent of residential mortgages are covered by HAMP-participating servicers
- Treasury and the Federal Reserve Board announced the extension of the Term Asset-Backed Securities Loan Facility (TALF)
  - The Federal Reserve will continue to make loans against newly issued asset-backed securities (ABS) and legacy commercial mortgage-backed securities (CMBS) through March 31, 2010 and against newly issued CMBS through June 30, 2010

## Where is TARP Money Going?

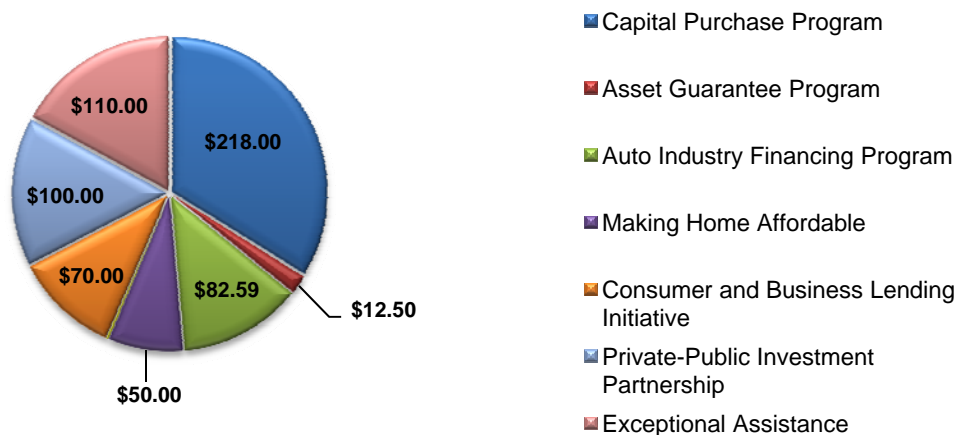
EESA authorized \$700 billion for TARP. Treasury has used this authority to make investments that are designed to restore confidence in the strength of our financial institutions, restart markets that are critical to financing American households and businesses, and address the housing market problems.

As of August 31, 2009, Treasury has announced the following uses of TARP funds:

- \$644.4 billion has been planned for particular TARP programs, as shown in Figure 1.
  - Of that amount, \$443.8 billion has been committed to specific institutions under signed contracts.
  - \$365 billion has been paid out by Treasury under those contracts.

Figure 1 shows the planned TARP investments by program as of August 31, 2009. Please see Appendix 1 for a description of the programs listed in the chart.

**Figure 1: Planned TARP investments (\$ billions) as of August 2009**



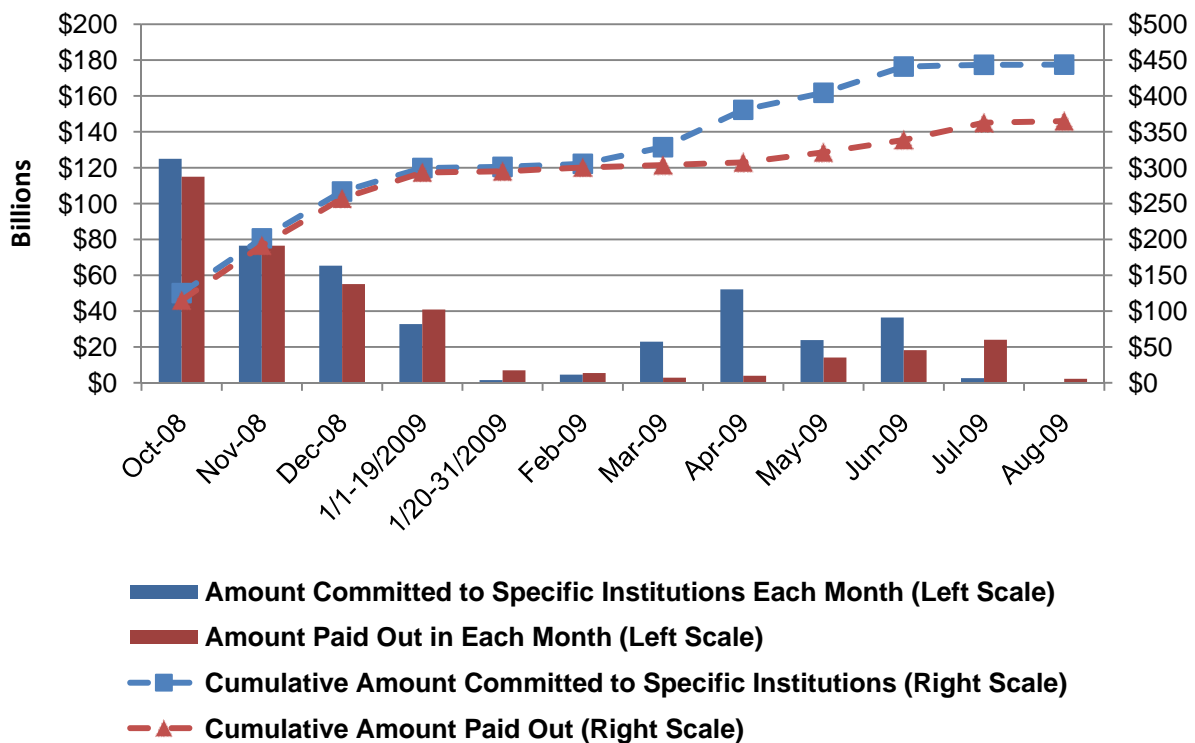
The authority to make investments under EESA expires on December 31, 2009. However, the Secretary of the Treasury may extend the authority through October 3, 2010 upon satisfying certain conditions.

## Where is TARP Money Going?

A large part of the total investments to date occurred last fall under the Capital Purchase Program following the adoption of EESA in October 2008. The more recent commitments include amounts extended under the Obama Administration's Financial Stability Plan. This includes funds committed under the Making Home Affordable program, the planned TARP investments in the Public-Private Investment Partnership, and those under the other programs described in this report.

Figure 2 shows the amount of TARP investments by month. It shows both the amount obligated -- or committed for investment -- and the amount disbursed or actually paid out.

**Figure 2: Funds committed and paid out under TARP**



Taxpayers can track progress on all of the financial stability programs and investments, as well as repayments, on Treasury's website. Specifically, taxpayers can look at investments within 2 days of closing in our TARP transaction reports at [www.financialstability.gov](http://www.financialstability.gov). In addition, on November 16th, Treasury will publish audited annual financial statements under Federal financial reporting standards that will provide detailed information on the value of the TARP portfolio.

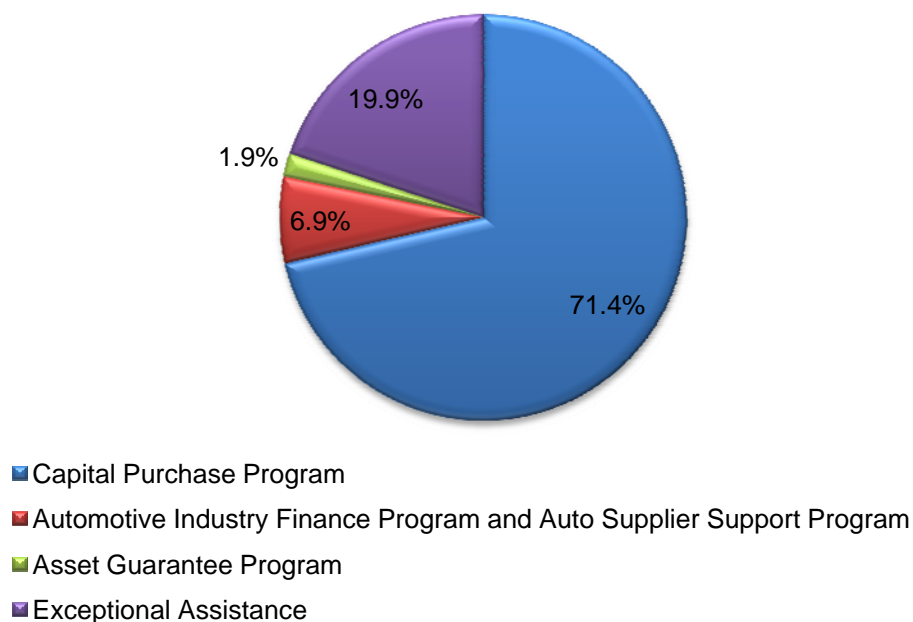
## August Program Updates – Dividends and Interest Received

Most of the TARP money has been used to make investments in preferred stock or loans. Treasury receives dividend or interest payments on these investments from the institutions participating in TARP programs. These payments are a return on Treasury's TARP investments.

- In August, Treasury received \$1.85 billion in dividends, interest and fees from TARP investments.
- Treasury has received a total of \$ 9.36 billion in dividends, interest and fees through August 31, 2009.

Figure 3 shows the allocation of dividends, interest and fees received since inception of TARP by program as of August 31, 2009.

**Figure 3: Dividends, interest and fees received by TARP Program**



Please see Appendix 1 for a description of the programs listed in the chart above.

**Dividend payments** are a portion of a company's earnings that are paid to equity investors. Most banks participating in the CPP pay Treasury a cumulative dividend rate of 5 percent per year for the first five years and 9 percent per year thereafter. S-corporation banks pay an **interest rate** of 7.7 percent per year for the first five years and 13.8 percent thereafter. **Preferred shares** (or stock) are a form of ownership in a company. Preferred shares are senior to common stock, but junior to debt.

Treasury's Dividends and Interest Report is available at <http://www.financialstability.gov/latest/reportsanddocs.html>.

## August Program Updates – Capital Purchase Program

A major part of TARP is the **Capital Purchase Program (CPP)**.

Under this program, Treasury invests in banks and other financial institutions to increase their capital. Banks use the CPP money in a number of ways, including shoring up capital, investing in assets, and increasing lending. Treasury continues to accept applications under the CPP from small banks.

**Figure 4: CPP Snapshot through August 2009**

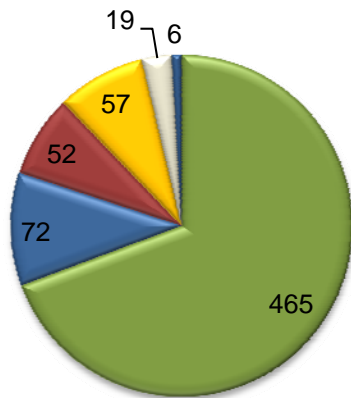
<b>CPP Investments</b>
Amount disbursed in August 2009: <b>\$129.9</b> million to <b>9</b> institutions
Total amount disbursed since October 2008: <b>\$ 204.48</b> billion
CPP investments repaid since October 2008: <b>\$ 70.31</b> billion
<b>CPP Banks</b>
Number of institutions that have received CPP investment: <b>671</b>
Number of institutions that have repaid CPP investment: <b>37*</b>
Number of institutions currently participating in CPP: <b>637*</b>
*Including partial investments/repayments
<b>CPP Facts</b>
Participation across the US:
Banks in <b>48 states</b> , the District of Columbia and Puerto Rico
Largest Investment: <b>\$ 25</b> billion
Smallest Investment: <b>\$ 301,000</b>

Details on the Capital Purchase Program are available at <http://www.financialstability.gov/roadtostability/capitalpurchaseprogram.html>.

## August Program Updates – Capital Purchase Program

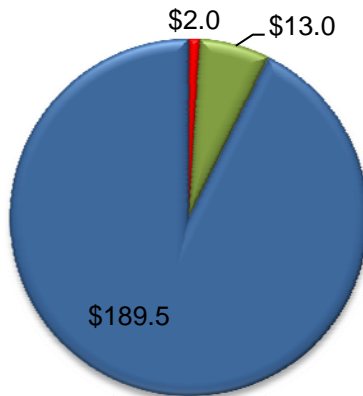
The CPP was available to banks of all sizes. Figures 5 and Figure 6 show the distribution of CPP funds by size of investment as of August 31, 2009. These charts include all 671 banks that have received funds, including those that have repaid the investment.

**Figure 5: Number of banks by investment amount**



Investment Amount in millions (m) or billions (b)	Number of Banks
Less than \$25m	465
\$25m - \$50m	72
\$50m - \$100m	52
\$100m - \$1b	57
\$1b - \$10b	19
\$10b and up	6

**Figure 6: Total CPP funds disbursed by investment amount**



Investment Amount in millions (m) or billions (b)	Total Funds Disbursed
Small (CPP investment \$12m and less)	\$2.0
Medium (CPP investment \$12m-\$250m)	\$13.0
Large (CPP investment \$250m and up)	\$189.5

Note: The CPP investment amount is determined by the size of the bank. CPP investments are no less than 1% and no greater than 3% (5% for small banks) of the recipient's risk-weighted assets.



## August Program Updates – Capital Purchase Program

Treasury receives dividend or interest payments on its TARP investments. Some of the banks that received investments under TARP have repaid Treasury. When a bank repays, it is also required to pay any accrued and unpaid dividends or interest.

Treasury also receives warrants in connection with most of its investments. These are rights to purchase shares of common stock or in some cases other securities. The purpose of warrants is to give the U.S. Treasury the potential to benefit from the “upside” of a bank’s recovery. Some banks that have repaid the TARP investment have also repurchased the warrants issued to Treasury.

The chart below shows the amount of dividends, interest and fees, repayments of principal, and warrant proceeds to date:

**Figure 7: Cash received through the CPP**

	<u>August</u>	<u>Total</u>
Dividends, Interest and Fees:	\$1.18 billion	\$ 6.68 billion
Repayments of Principal:	\$140 million	\$ 70.31 billion
Warrant Proceeds*:	\$1.17 billion	\$ 2.90 billion
Total:	\$ 2.49 billion	\$ 79.89 billion

\* Includes proceeds from the repurchase of shares received through the exercise of warrants.

## August Program Updates – Capital Purchase Program

### Repurchase of Warrants

When a publicly traded bank repays Treasury for a preferred stock investment, the bank has the right to repurchase its warrants. The warrants do not trade on any market and do not have observable market prices. If the bank wishes to repurchase its warrants, an independent valuation process is used to establish fair market value. If an institution chooses not to repurchase its warrants, Treasury is entitled to sell them. Treasury is currently developing an auction process to sell warrants.

A privately-held bank does not have common stock that trades in the market. Privately held banks that receive CPP funds give Treasury a warrant for additional shares of preferred stock. Treasury immediately exercises the warrant and acquires the preferred shares. Any proceeds from the repurchases of shares acquired from a warrant are included as cash received from sales of warrants in the table on this page.

**Figure 8: Cash received from sales of warrants through August 31, 2009**

<b>Financial Institution</b>	<b>Price Paid to Treasury (millions)</b>
Alliance Financial Corporation	\$ 0.900
American Express Company	\$ 340.000
BB&T Corp.	\$ 67.010
Berkshire Hills Bancorp, Inc.	\$ 1.040
Centra Financial Holdings, Inc.	\$ 0.750
First Manitowoc Bancorp, Inc.	\$ 0.600
First Niagara Financial Group	\$ 2.700
First ULB Corp.	\$ 0.245
FirstMerit Corporation	\$ 5.025
HF Financial Corp.	\$ 0.650
Iberiabank Corporation	\$ 1.200
Independent Bank Corp.	\$ 2.200
Morgan Stanley	\$ 950.000
Northern Trust Corporation	\$ 87.000
Old National Bancorp	\$ 1.200
SCBT Financial Corporation	\$ 1.400
Somerset Hills Bancorp	\$ 0.275
State Street Corporation	\$ 60.000
Sun Bancorp, Inc.	\$ 2.100
The Bank of New York Mellon Corp.	\$ 136.000
The Goldman Sachs Group, Inc.	\$ 1,100.000
U.S. Bancorp.	\$ 139.000
<b>Total Proceeds to Treasury</b>	<b>\$2.899 billion</b>

## August Program Updates – Bank Lending and Intermediation Surveys

Each month, Treasury asks banks participating in the CPP to provide information about their lending activities and publishes the results in two reports described below. The most recent reports were conducted in June. During this period the economy continued to contract, albeit at a slower pace than earlier in the year. Although there was modest improvement in some economic indicators, the economy remained very weak.

### August Monthly Lending and Intermediation Snapshot

This monthly lending report gathers and provides data on the lending activities for the 22 largest financial institutions that received TARP investments under the CPP. In August, Treasury released the following information on June lending:

- Overall outstanding loan balance of the 22 institutions fell 1 percent from May to June 2009.
- New lending by the 22 institutions increased 13 percent from May to June 2009, indicating approximately \$312 billion in new loans made.
- Surveyed participants also reported that loan demand in the commercial real estate market and the commercial and industrial sectors was well below normal levels.

### August CPP Monthly Lending Report

This monthly lending report provides data on consumer lending, commercial lending, and total lending for all CPP participants. As shown in the table below, from May to June, total average consumer loans fell by 0.80%, total average commercial loans fell by 1.02%, and total loans outstanding fell by 0.90%.

**Figure 9: Loans outstanding for all CPP Recipients as of June 30, 2009**

Date	Number of Respondents	Total Average Consumer Loans	Total Average Commercial Loans	Total Average Total Loans
2/28/2009	521	\$2,898,031	\$2,380,692	\$5,278,662
3/31/2009	553	\$2,885,646	\$2,353,047	\$5,239,745
4/30/2009	540	\$2,852,671	\$2,329,547	\$5,182,212
5/31/2009	580	\$2,840,877	\$2,337,524	\$5,178,418
5/31/2009 (Adjusted)	546	\$2,808,914	\$2,291,026	\$5,099,941
6/30/2009	559	\$2,797,169	\$2,362,892	\$5,160,061
6/30/2009 (Adjusted)	546	\$2,786,351	\$2,267,735	\$5,054,086
<i>Change (May Adjusted to June Adjusted)</i>		<b>-0.80%</b>	<b>-1.02%</b>	<b>-0.90%</b>

## August Program Updates – Bank Lending and Intermediation Surveys

Note: In Figure 9 above, the "May Adjusted" and "June Adjusted" data include balances from only those institutions that submitted both May 2009 and June 2009 CPP Monthly Lending Reports.

Details on the Bank Lending Surveys are available at <http://www.financialstability.gov/impact/surveys.htm>.

### The Quarterly Capital Purchase Program Report

To understand better how CPP and other stabilization initiatives launched by the Federal Government may have affected financial institutions and their activities, an interagency group was convened to determine and conduct appropriate analyses. This interagency group consists of representatives from Treasury, the Federal Deposit Insurance Corporation, the Federal Reserve Board, the Office of the Comptroller of the Currency, and the Office of Thrift Supervision.

This interagency group has undertaken to produce a summary of the activities of institutions receiving TARP capital. In August, Treasury released the Quarterly Analysis of Institutions in the Capital Purchase Program for the first quarter of 2009 (2009 Q1).

Details on the Quarterly Capital Purchase Program Reports are available at <http://www.financialstability.gov/impact/CPPreport.html>.

## August Program Update – Home Affordable Modification Program

The **Home Affordable Modification Program (HAMP)** provides incentives for mortgage servicers, borrowers and investors to modify existing mortgages to make them more affordable for homeowners. Each servicer reviews its loans to identify eligible borrowers and then offers eligible borrowers a trial modification. If the borrower makes three consecutive monthly payments at the modified rate, and submits required documentation, the modification becomes permanent.

### Figure 10: Home Affordable Modification Program (HAMP) Snapshot through August 2009

Number of Requests for Financial Information Sent to Borrowers (Cumulative)	1,883,108
Number of Trial Period Plan Offers Extended to Borrowers (Cumulative)	571,354
Number of Trial Modification Started (Cumulative)	360,135

### HAMP Participating Servicers

- Approximately 85% of residential mortgages are covered by servicers who are participating in HAMP.
- As of August 31, 2009, 47 servicers have signed servicer participation agreements to modify loans under HAMP. These participants service loans owned or guaranteed by Fannie Mae or Freddie Mac, owned by the servicer, or serviced on behalf of other investors.

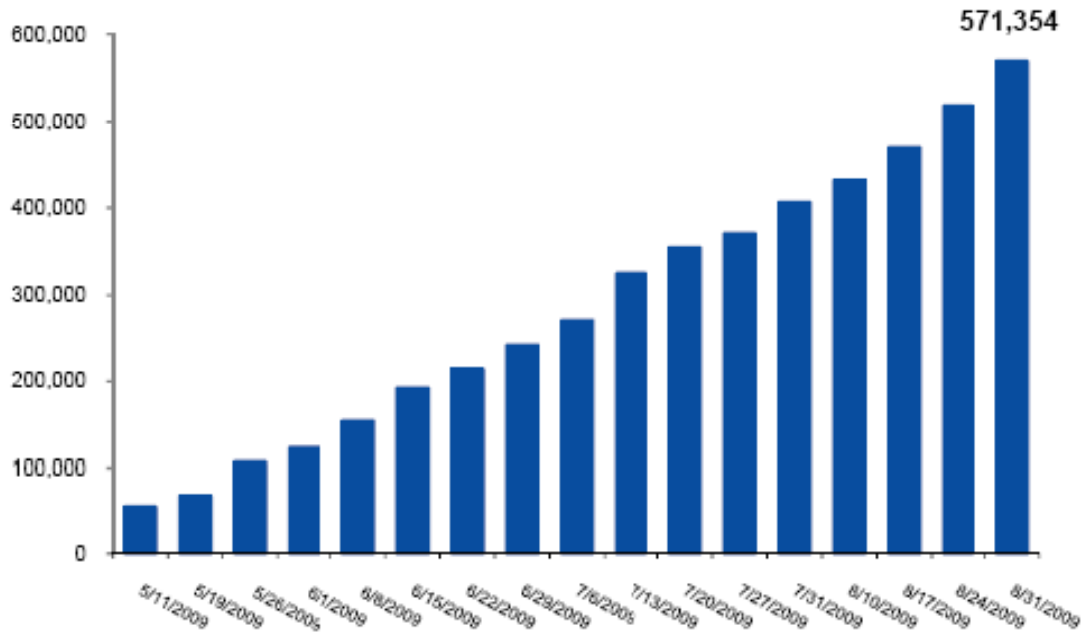
Details on the Home Affordable Modification Program are available at <http://www.financialstability.gov/roadtostability/homeowner.html>

More information on the Making Home Affordable programs is available on the website <http://www.makinghomeaffordable.gov>

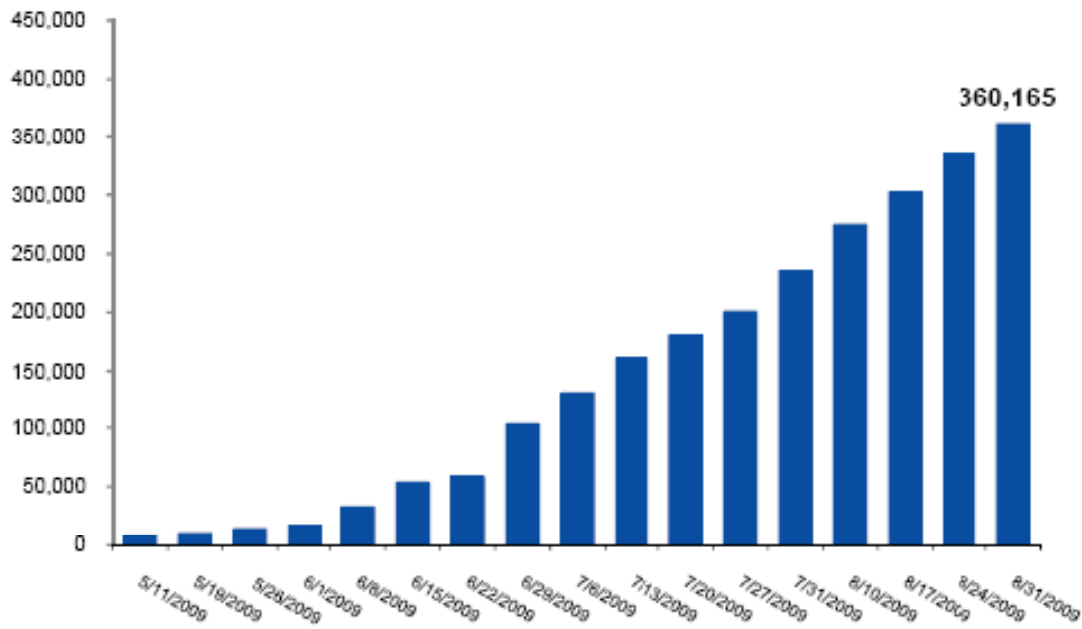
## August Program Updates – Home Affordable Modification Program

The HAMP is well underway. Since inception of the program, the number of trial plans offered to borrowers has increased each week, as has the number of trial modifications started.

**Figure 11: HAMP Trial Plans Offered to Borrowers (Cumulative)**



**Figure 12: HAMP Trial Modifications (Cumulative)**

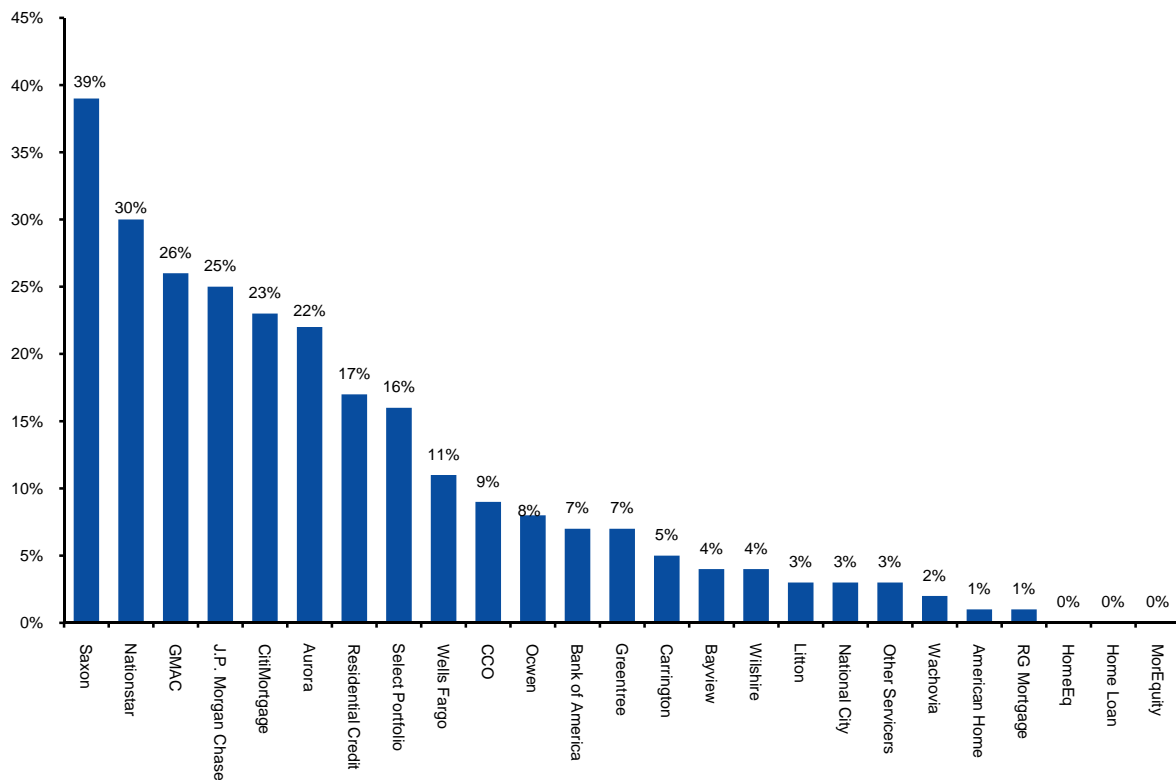


## August Program Update – Home Affordable Modification Program

Figure 13 shows individual mortgage servicers' progress in making modifications under HAMP. For each servicer, the chart shows the percentage of trial modifications started as a percentage of the servicer's estimated pool of HAMP-eligible mortgages that are at least 60 days delinquent.

Servicers have joined the program at different times. Those that joined later tend to have lower percentages of trial modifications started than servicers that joined earlier.

**Figure 13: HAMP Mortgage Servicer Progress through August**



For more information see  
[http://www.financialstability.gov/docs/MHA-Public\\_090909.pdf](http://www.financialstability.gov/docs/MHA-Public_090909.pdf)

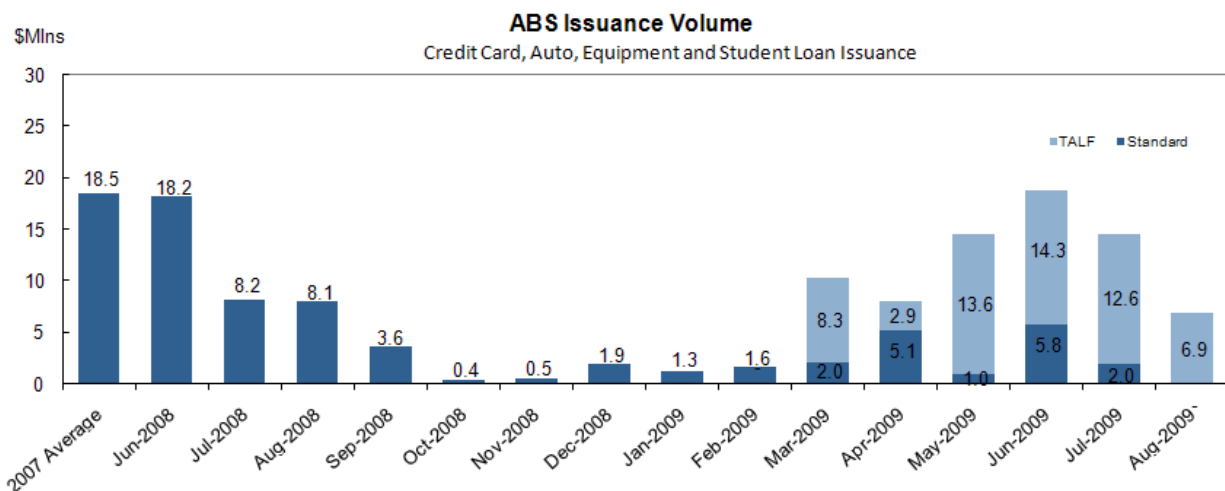
## August Program Updates – Term Asset-Backed Securities Loan Facility

Under the **Term Asset-Backed Securities Loan Facility (TALF)**, the Federal Reserve Bank of New York makes loans to buyers of asset-backed securities in order to stimulate consumer and business lending by the issuers of those securities. Treasury uses TARP funds to provide credit support for the TALF.

The asset-backed securities (ABS) that are eligible for the TALF must be backed by new or recently originated auto loans, student loans, credit card loans, small business loans, or commercial mortgage loans.

The markets for asset backed securities are an important source of credit for consumers and businesses. These markets essentially stopped functioning during the financial crisis. The purpose of TALF is to help restart these markets and help consumers and businesses obtain credit. Since the launch of TALF in March 2009, issuance of ABS has increased, as shown by Figure 14 below.

**Figure 14: Total Consumer ABS Issuance**



Source: Markets Room, U.S. Treasury Department (08/31/09)

Details on TALF are available at <http://www.financialstability.gov/roadtostability/lendinginitiative.html>



## August Program Updates – Term Asset-Backed Securities Loan Facility

### TALF Extension

Conditions in financial markets have improved considerably in recent months. Nonetheless, the markets for ABS backed by consumer and business loans and for those backed by mortgages on commercial properties are still not functioning normally and seem likely to remain unstable for some time.


The Federal Reserve had previously authorized using the TALF to make loans through December 31, 2009. To promote the flow of credit to businesses and households and to facilitate the financing of commercial properties, the Federal Reserve announced on August 17, 2009 that TALF will continue to make loans against newly issued ABS and previously issued CMBS through March 31, 2010. In addition, TALF will make loans against newly issued CMBS through June 30, 2010.

For more information see

<http://www.federalreserve.gov/newsevents/press/monetary/20090817a.htm>

## Certification

As Assistant Secretary for Financial Stability at the United States Department of Treasury, I am the official with delegated authority to approve purchases of troubled assets under the Troubled Assets Relief Program. I certify to the Congress that each decision by my office to approve purchases of troubled assets during this reporting period was based on the office's evaluation of the facts and circumstances of each proposed investment, including recommendations from regulators, in order to promote financial stability and the other purposes of the Emergency Economic Stabilization Act of 2008.



Herbert M. Allison, Jr.  
Assistant Secretary  
Office of Financial Stability

<b><u>Appendix 1</u></b>	<b><u>Page</u></b>
<b>Description of TARP Programs:</b>	
<b>Capital Purchase Program</b>	<b>19</b>
<b>Exceptional Assistance</b>	<b>20</b>
<b>Asset Guarantee Program</b>	<b>21</b>
<b>Automotive Industry Finance Program</b>	<b>23</b>
<b>Consumer and Business Lending Initiative (TALF &amp; Small Business)</b>	<b>26</b>
<b>Public-Private Investment Program</b>	<b>27</b>
<b>Making Home Affordable</b>	<b>29</b>
<b>SCAP and CAP</b>	<b>30</b>
<b>How Treasury Exercises its Voting Rights</b>	<b>31</b>
<b><u>Appendix 2</u></b>	<b><u>Page</u></b>
<b>August Financial Statement</b>	<b>33</b>

### What is the CPP?

- Treasury created the Capital Purchase Program (CPP) in October 2008 to stabilize the financial system by providing capital to viable banks of all sizes throughout the nation. With a strengthened capital base, banks have an increased capacity to lend to U.S. businesses and consumers and to support the U.S. economy.
- Across the country, many banks are fundamentally sound, but hesitant to lend. During this unprecedented crisis, banks and financial institutions felt the strain of the troubled market conditions, which had suddenly and dramatically impaired their capital. The level of confidence between banks and other financial institutions was also low, so they were unwilling to lend to each other.
- Restoring capital and confidence is essential to allowing the financial system to work effectively and efficiently.

### How does the CPP work?

- Through the CPP, Treasury makes investments in banks, increasing their capital and enabling them to continue lending to businesses and consumers and otherwise serving their customers.
- Treasury purchases senior preferred shares and other interests from qualifying U.S.-controlled banks, savings associations, and other financial institutions. Treasury also receives warrants to purchase common shares or other securities from the banks.
- Banks use the CPP money in a number of ways, including shoring up capital, investing in assets, and increasing lending.
- Banks participating in the CPP pay Treasury dividends on the preferred shares at a rate of five percent per year for the first five years following Treasury's investment and at a rate of nine percent per year thereafter.
- Banks may repay Treasury under the conditions established in the purchase agreements as amended by the American Recovery and Reinvestment Act. Treasury also has the right to sell the securities. The repayment price is equal to what Treasury paid for the shares, plus any unpaid dividends.
- When a publicly-traded bank repays Treasury for the preferred stock investment, the bank has the right to repurchase its warrants. The warrants do not trade on any market and do not have observable market prices. If the bank wishes to repurchase warrants, an independent valuation process is used to establish fair market value. If an institution chooses not to repurchase the warrants, Treasury is entitled to sell the warrants. Treasury is currently developing a process to auction these warrants.

## Description of TARP Programs – Exceptional Assistance

Pursuant to EESA, Treasury has provided additional assistance on a case-by-case basis in order to stabilize institutions that were considered systemically significant to prevent broader disruption of financial markets. Treasury has provided this assistance by purchasing preferred shares in the institutions. As part of those transactions Treasury has also received warrants to purchase common shares in the institutions. As of August 31, 2009, assistance under these programs had been provided to:

### **Exceptional Assistance Programs:**

#### **American International Group (AIG)**

In November 2008, Treasury purchased \$40 billion in preferred shares from AIG. In April 2009, it also created an equity capital facility, under which AIG may draw up to \$29.8 billion as needed in exchange for issuing additional preferred stock to Treasury. As of August 31, 2009, AIG has drawn \$3.21 billion from the facility. The preferred stock pays a dividend of 10 percent per year. The Federal Reserve Bank of New York (FRBNY) also provided loans to AIG. In connection with such loans, the FRBNY received convertible preferred shares representing approximately 79.8% of the current voting power of the AIG common shares. These preferred shares were deposited in a trust, which exists for the benefit of the U.S. taxpayers.

#### **Targeted Investment Program (TIP)**

Under the TIP, Treasury purchased \$20 billion in preferred stock from Citigroup, Inc. and \$20 billion in preferred stock from Bank of America Corporation. Both preferred stock agreements pay a dividend of 8 percent per annum. These investments were in addition to CPP investments in these institutions. As part of an exchange offer designed to strengthen Citigroup's capital, Treasury recently exchanged all its preferred shares in Citigroup for a combination of common shares and trust preferred securities.

## Description of TARP Programs – Asset Guarantee Program

### Asset Guarantee Program (AGP)

Under the AGP, Treasury supports the value of certain assets held by qualifying financial institutions, by helping them absorb unexpectedly large losses on certain assets. The program was designed for financial institutions whose failure could harm the financial system and has been used in conjunction with other forms of exceptional assistance.

#### How does AGP work?

- The pool of covered assets is proposed by the financial institution in consultation with federal regulators and Treasury, and then Treasury applies certain credit tests and asset filters in order to determine the final pool of covered assets.
- As compensation for its guarantee, Treasury collects a premium in the form of preferred stock, warrants, or other form approved by Treasury.
- As required by EESA, an actuarial analysis is used to ensure that the expected value of the premium is no less than the expected value of the losses to TARP from the guarantee. The United States government also provides a set of asset management guidelines that the institution must follow with respect to the guaranteed pool.

#### Who Has Received Assistance Under AGP?

##### Citigroup

- Treasury has guaranteed up to \$5 billion of potential losses incurred on a \$301 billion pool of loans, mortgage-backed securities, and other financial assets held by Citigroup. The Federal Reserve and the FDIC are also parties to this arrangement. In consideration for the guarantee, Treasury received \$4.03 billion in preferred securities that pay a dividend of 8 percent per annum. Treasury also received a warrant to purchase approximately 66 million shares of common stock at a strike price of \$10.61 per share.
- As part of the exchange offer noted earlier, Treasury recently exchanged preferred shares received under the AGP program for an equivalent amount of trust preferred securities paying interest at the same rate.
- Treasury does not become obligated to pay on its guaranty unless and until Citigroup has absorbed \$39.5 billion of losses on the covered pool. Treasury would then cover 90% of all losses on the covered pool, up to a maximum of \$5 billion.

## Description of TARP Programs – Asset Guarantee Program

### Bank of America

- In January 2009, Treasury, the Federal Reserve and the FDIC agreed to share potential losses on a \$118 billion pool of financial instruments owned by Bank of America, consisting of securities backed by residential and commercial real estate loans and corporate debt and derivative transactions that reference such securities, loans and associated hedges.
- Bank of America agreed to absorb all eligible losses in the pool up to \$10 billion. Treasury and the FDIC agreed to share eligible losses in the pool in excess of that amount, up to \$10 billion, with Treasury's share capped at \$7.5 billion. All further losses were to be shared 90% by the Federal Reserve and 10% by Bank of America.
- Bank of America has stated that it does not intend to use the guarantee and no final documentation has been entered into.

## Description of TARP Programs – Automotive Industry Financing Program

### What is the AIFP?

The **Automotive Industry Financing Program (AIFP)** was developed in December 2008 to prevent a significant disruption of the U.S. automotive industry, because the potential for such a disruption posed a systemic risk to financial market stability and would have had a negative effect on the economy. AIFP loans have helped to enable General Motors and Chrysler to go through orderly bankruptcies and emerge as more viable auto manufacturing companies.

In the related **Auto Supplier Support Program (ASSP)**, Treasury provides loans to ensure that auto suppliers receive compensation for their services and products, regardless of the condition of the auto companies that purchase their products.

### How does the AIFP work?

- Treasury has provided approximately \$76 billion in loans and equity investments to General Motors, GMAC, Chrysler, and Chrysler Financial.
- Short-term funding was initially provided to GM and Chrysler on the condition that they develop plans to achieve long-term viability. In cooperation with the Administration, GM and Chrysler eventually developed satisfactory viability plans and underwent speedy restructurings: Chrysler's business was restructured through the bankruptcy process in 42 days, and GM's bankruptcy restructuring process lasted 40 days. Treasury provided additional assistance during the respective periods.
- The terms of the assistance impose a number of restrictions on the recipients. Among other things, they must adhere to rigorous executive compensation standards and other measures to protect the taxpayer's interests, including limits on the institution's expenditures and other corporate governance requirements.

See the next pages to learn how AIFP has helped each participating company.



## Description of TARP Programs – Automotive Industry Financing Program

### Chrysler

On January 2, 2009, Treasury loaned \$4 billion to Chrysler to give it time to implement a viable restructuring plan. On March 30, the Administration determined that the business plan submitted by Chrysler failed to demonstrate viability and announced that in order for Chrysler to receive additional taxpayer funds, it needed to find a partner with whom it could establish a successful alliance. Chrysler made the determination that forming an alliance with Fiat was the best course of action for its stakeholders.

Treasury continued to support Chrysler as it formed an alliance with Fiat. In connection with Chrysler's bankruptcy proceedings filed on April 30, 2009, Treasury provided an additional \$1.9 billion under a debtor-in-possession financing agreement to assist Chrysler in an orderly restructuring. On June 10, 2009, pursuant to a court-approved order, substantially all of Chrysler's assets were sold to the newly formed entity, Chrysler Group LLC (New Chrysler). Treasury committed to loan \$6.6 billion to New Chrysler in working capital funding, and New Chrysler has drawn \$4.6 billion of this amount.

As of August 31, 2009, Treasury owned 9.9% of the equity in New Chrysler, and was owed \$5.1 billion of debt from New Chrysler. The original loans to Chrysler remain outstanding, but are reduced by \$500 million of debt that was assumed by New Chrysler. Current equity ownership in New Chrysler is as follows: the Chrysler Voluntary Employee Benefit Association (VEBA) (67.7%), Fiat (20%), Treasury (9.9%) and the Government of Canada (2.5%).

### General Motors

On December 31, 2008, Treasury agreed to make loans of \$13.4 billion to General Motors Corporation to fund working capital. Under the loan agreement, GM was also required to implement a viable restructuring plan by March 30. The first plan GM submitted failed to establish a credible path to viability, and the deadline was extended to June 1. Treasury loaned an additional \$6 billion to fund GM during this period. To achieve an orderly restructuring, GM filed bankruptcy proceedings on June 1, 2009. Treasury provided \$30.1 billion under a debtor-in-possession financing agreement to assist GM through the restructuring period. The new entity, General Motors Company (New GM), began operating on July 10, 2009, following its purchase of most of the assets of the Old GM.

When the sale to New GM was completed on July 10, Treasury converted most of its loans to 60.8% of the common equity in the New GM and \$2.1 billion in preferred stock. Treasury continues to hold loans in the amount of \$7.1 billion. The New GM currently has the following ownership: Treasury (60.8%), GM Voluntary Employee Benefit Association (VEBA) (17.5%), the Canadian Government (11.7%), and Old GM's unsecured bondholders (10%).

## Description of TARP Programs – Automotive Industry Financing Program

### Chrysler Financial

On January 16, 2009, Treasury announced that it would lend up to \$1.5 billion to a special purpose vehicle created by Chrysler Financial to enable Chrysler Financial to finance the purchase of Chrysler vehicles by consumers. To satisfy the EESA warrant requirement, the Chrysler Financial special purpose vehicle issued additional notes entitling Treasury to an amount equal to 5 percent of the maximum loan amount. Twenty percent of those notes vested upon the closing of the transaction, and additional notes were to vest on each anniversary of the transaction closing date. The loan was fully drawn by April 9, 2009. On July 14, 2009, Chrysler Financial fully repaid the loan, including the vested additional notes and interest.

### GMAC

On December 29, 2008, Treasury purchased \$5 billion in senior preferred equity from GMAC LLC, and received an additional \$250 million in preferred shares through warrants that Treasury exercised at closing. At the same time, Treasury also agreed to lend up to \$1 billion of TARP funds to GM (one of GMAC's owners), to enable GM to purchase additional ownership interests in GMAC's rights offering. GM drew \$884 million under that commitment on January 16, 2009. On May 21, 2009, Treasury purchased \$7.5 billion more of preferred shares from GMAC and received warrants that Treasury exercised at closing for an additional \$375 million in preferred shares.

On May 29, 2009, Treasury exercised its option to exchange the \$884 million loan it had made to GM in January 2009 for about 35 percent of the common membership interests in GMAC. As of August 31, 2009, Treasury owns \$13.1 billion in preferred shares in GMAC, through purchases and the exercise of warrants, in addition to 35% of the common equity in GMAC. At the option of the Federal Reserve, it is possible that additional preferred shares could be converted in the future to permit GMAC to increase its tangible common capital ratio; if all of such preferred shares were converted, Treasury would own up to a maximum of a 79.8% voting interest in GMAC.

## Description of TARP Programs – Consumer and Business Lending Initiative (TALF and Small Business)

### What is the TALF?

The **Term Asset-Backed Securities Loan Facility (TALF)** is a lending facility operated by the Federal Reserve Bank of New York (FRBNY). The FRBNY provides term non-recourse loans collateralized by AAA-rated asset-backed securities (ABS) backed by new or recently originated auto loans, student loans, credit card loans, small business loans, and commercial mortgage loans, including legacy commercial mortgage loans. Treasury provides credit support for TALF as part of Treasury's Consumer and Business Lending Initiative.

### How does the TALF work?

- Once each month investors can request the FRBNY to make loans secured by eligible consumer or small business ABS. Assuming that the borrower and the ABS it plans to pledge as collateral meet Federal Reserve requirements, the investor will receive the requested funding. Most borrowers use the loan, together with their own funds, to purchase the ABS that serves as collateral for the TALF loans.
- If the borrower does not repay the loan, the FRBNY will enforce its rights in the collateral and sell the collateral to a special purpose vehicle (SPV) established specifically for the purpose of purchasing and managing such assets. The SPV is funded, in part, by a \$20 billion subordinated loan commitment from Treasury.
- The first TALF subscription took place on March 19, 2009 and there have been five subsequent monthly ABS subscriptions to date. A total of \$53.8 billion of new TALF-eligible ABS has been brought to market. Of that amount, approximately 62% or \$33.1 billion was financed using TALF loans.
- On August 17, 2009, Treasury and the FRBNY announced the extension of the TALF for newly-issued ABS and legacy commercial mortgage backed securities (CMBS) through March 31, 2010. In addition, TALF will make loans against newly issued CMBS through June 30, 2010. There were no further additions to the types of collateral eligible for the TALF.

### What is the Small Business and Community Lending Initiative?

- Under the Small Business and Community Lending Initiative to ensure that credit flows to entrepreneurs and small business owners, Treasury is taking measures to complement the Administration's actions to help small businesses recover and grow, including several tax cuts under the American Recovery and Reinvestment Act and a temporary increase in the Small Business Administration (SBA) guarantee for certain types of loans. Treasury has announced a program to purchase in the secondary market securities that are backed by the SBA-guaranteed portions of loans originated under section 7(a) of the Small Business Act.

### What is the Public-Private Investment Program?

The Legacy Securities **Public-Private Investment Program (S-PPIP)** is intended to address the problem of legacy real estate-related assets, support market functioning and facilitate price discovery in the market for mortgage-backed securities (MBS), allowing banks and other financial institutions to re-deploy capital and extend new credit to households and businesses. Both residential and commercial MBS are pools of mortgages bundled together by financial institutions. Rights to receive a portion of the cash generated by the pools are sold as securities in the financial markets, in the same way a stock or bond would be sold in financial markets.

The Public-Private Investment Program was announced as part of the Financial Stability Plan, which also included a program for legacy loans, to be administered by the FDIC. That program is still under development.

### How does the Legacy Securities PPIP work?

- Treasury will partner with selected fund management firms to purchase MBS under the S-PPIP.
- Treasury provides equity as well as debt financing to special purpose entities to be formed by the managers. Treasury will provide one-half of the equity investment; the remainder must be raised by the fund manager from private sources. Treasury also will make a loan to each special purpose entity. The loan will earn interest and must be repaid at the end of the life of the fund.
- The equity investment, together with warrants to be received by Treasury, ensures that if these special purpose entities perform well, the U.S. treasury will benefit from the upside of the performance.
- The S-PPIP is designed to help the financial system recover by encouraging institutions that hold mortgage-backed securities to sell them, thereby freeing up their capital for other purposes.

### Legacy Securities PPIP Fund Managers

Following a comprehensive two-month application, evaluation and selection process, during which Treasury received over 100 unique applications to participate in the Legacy Securities PPIP, in July 2009, Treasury pre-qualified the following firms to participate as fund managers in the initial round of the program:

- AllianceBernstein, LP and its sub-advisors Greenfield Partners, LLC and Rialto Capital Management, LLC
- Angelo, Gordon & Co., L.P. and GE Capital Real Estate
- BlackRock, Inc.

## Description of TARP Programs – Public-Private Investment Program

- Invesco Ltd.
- Marathon Asset Management, L.P.
- Oaktree Capital Management, L.P.
- RLJ Western Asset Management, LP.
- The TCW Group, Inc.
- Wellington Management Company, LLP

### **S-PPIP Progress**

Treasury is working with the S-PPIP fund managers to develop the program, and the fund managers are raising the required private capital. The program is expected to launch with the first closings in late September.

Treasury expects to provide approximately \$30 billion in equity and debt financing to the special purpose entities formed by fund managers in the initial phase of S-PPIP.

### What is the Home Affordable Modification Program?

The Home Affordable Modification Program (HAMP) is designed to give up to 3 to 4 million homeowners an opportunity to reduce their monthly mortgage payments to more affordable levels. Through HAMP, \$75 billion is being committed to keep Americans in their homes by preventing avoidable foreclosures. HAMP includes both GSE and non-GSE mortgages. GSE stands for “government sponsored enterprise” and in this report refers to Fannie Mae and Freddie Mac.

- \$50 billion of TARP funds will be used primarily to encourage the modification of non-GSE mortgages that financial institutions own and hold in their portfolios (whole loans) and mortgages held in private-label securitization trusts.
- Fannie Mae and Freddie Mac will provide up to an additional \$25 billion to encourage servicers and borrowers to modify loans through HAMP that are owned or guaranteed by the two GSEs.

### How does the HAMP work?

- Homeowners participating in HAMP work with HUD-certified housing counselors and mortgage servicers to have their monthly first lien mortgage payments adjusted to no more than 31 percent of monthly gross income. In other words, HAMP is designed to enable responsible homeowners to stay in their homes by reducing mortgage payments to an affordable level.

### What are SCAP and CAP?

The **Supervisory Capital Assessment Program (SCAP)** and **Capital Assistance Program (CAP)** are important components of the Financial Stability Plan to help ensure that banks have a sufficient capital cushion in a more adverse economic scenario. SCAP is a comprehensive capital assessment exercise for the largest 19 U.S. bank holding companies and a complement to the CAP. The SCAP assessments, or “stress tests,” are the most comprehensive, forward-looking review of the largest U.S. banks.

### How does SCAP work?

Federal banking supervisors conducted forward-looking assessments to provide the transparency necessary for individuals and markets to judge the strength of the banking system. Results of the stress tests were released on May 7, 2009.

Some banks were required to take steps to improve the quality and/or the quantity of their capital to give them a larger cushion to support future lending even if the economy performs worse than expected. Banks have a range of options to raise capital in the private markets, including common equity offerings, asset sales and the conversion of other forms of capital into common equity. If these options are not sufficient, they can request additional capital from the government through CAP. Financial institutions must submit a detailed capital plan to supervisors, who will consult with Treasury on the development and evaluation of the plan. Any bank needing to augment its capital buffer at the conclusion of the SCAP was required to develop a detailed capital plan by June 8, 2009, and has until November 9, 2009 to implement that capital plan.

### How does CAP work?

In cases in which the SCAP indicated that an additional capital buffer was warranted, institutions have an opportunity to turn first to private sources of capital, but are also eligible to receive government capital via investment available immediately through the CAP. Eligible U.S. banks that did not participate in the SCAP may apply to their primary federal regulator to receive capital under the CAP.

Capital provided under CAP will be in the form of a preferred security that is convertible into common equity. CAP securities will carry a 9 percent dividend yield.

## How Treasury Exercises its Voting Rights

The Obama Administration has stated that core principles will guide Treasury's management of financial interests in private firms. One such principle is that the United States government will not interfere with or exert control over day-to-day company operations and, in the event the government obtains ownership interests, it will vote only on key governance issues. These core principles also include Treasury's commitment to seek to dispose of its ownership interests as soon as practicable. Treasury will follow these principles in a manner consistent with the obligation to promote the liquidity and stability of the financial system.

Treasury does not participate in the day-to-day management of any company in which it has an investment nor is any Treasury employee a director of any such company. Treasury's investments have generally been in the form of non-voting securities or loans. For example, the preferred shares that Treasury holds in financial institutions under the Capital Purchase Program do not have voting rights except in certain limited circumstances, such as amendments to the charter of the company, or in the event dividends are not paid for several quarters, in which case Treasury has the right to elect two directors to the board.

Treasury holds common stock in a few companies, including the new General Motors, the new Chrysler, and Citigroup. In those cases, Treasury has announced that it will follow the following principles in exercising its voting rights:

### Governance Principles for Citigroup

- 1) Treasury will exercise its right to vote only on certain matters consisting of:
  - the election or removal of directors;
  - certain major corporate transactions such as mergers, sales of substantially all assets, and dissolution;
  - issuances of equity securities where shareholders are entitled to vote; and
  - amendments to the charter or bylaws.
- 2) On all other matters, Treasury will vote its shares in the same proportion (for, against or abstain) as all other shares of the company's stock are voted.

These principles are set forth in an agreement between Treasury and Citigroup.

### Governance Principles for GM

Before GM's expected initial public offering (IPO), Treasury will vote its shares as it determines, provided that it will vote in favor of directors nominated by the GM Voluntary Employee Benefit Association (VEBA) or the government of Canada, each of which is also a shareholder. After the IPO, the following voting principles will apply:



## How Treasury Exercises its Voting Rights

- 1) Treasury will exercise its right to vote only on certain matters consisting of:
  - the removal of directors;
  - the election of directors, provided that Treasury will vote in favor of individuals nominated through a certain pre-designated process, and individuals nominated by VEBA;
  - certain major corporate transactions such as mergers, sales of substantially all assets, and dissolution;
  - amendments to the charter or bylaws; and
  - matters in which Treasury's vote is necessary for the stockholders to take action, in which case the shares will be voted in the same proportion (for, against or abstain) as all other shares of the company's stock are voted.
- 2) On all other matters, Treasury will not vote its shares.

These principles are set forth in the GM Stockholders Agreement.

### **Governance of AIG**

In the case of AIG, the U.S. Treasury is the beneficiary of a trust created by the Federal Reserve Bank of New York (FRBNY). That trust owns shares having 79.8% of the voting rights of the common stock. The FRBNY has appointed three independent trustees who have the power to vote the stock and dispose of the stock with prior approval of FRBNY and after consultation with Treasury. The trust agreement provides that the trustees cannot be employees of Treasury or the FRBNY. The trust exists for the benefit of the U.S. Treasury, and the Department of the Treasury does not control the trust and it cannot direct the trustees. Treasury owns preferred stock which does not have voting rights except in certain limited circumstances (such as amendments to the charter) or in the event dividends are not paid for four quarters, in which case Treasury has the right to elect two directors to the board.

## Appendix 2 – Financial Statement

Attached as Appendix 2 is the financial statement required under Sections 105(a)(2) and (3) of EESA for the period ending August 31, 2009.

United States Department of Treasury  
Office of Financial Stability  
Troubled Asset Relief Program

Report of Administrative Obligations and Expenditures [Section 105(a)(2)]

			For Period Ending August 31, 2009		For Period Ending September 30, 2009	
	Budget Object Class (BOC)	Budget Object Class Title	Obligations	Expenditures	Projected Obligations	Projected Expenditures
PERSONNEL SERVICES	1100 & 1200	PERSONNEL COMPENSATION & BENEFITS	\$12,069,576	\$11,370,412	\$14,500,000	\$14,000,000
<b>PERSONNEL SERVICES Total:</b>			<b>\$12,069,576</b>	<b>\$11,370,412</b>	<b>\$14,500,000</b>	<b>\$14,000,000</b>
NON-PERSONNEL SERVICES	2100	TRAVEL & TRANSPORTATION OF PERSONS	\$211,474	\$166,095	\$290,000	\$260,000
	2200	TRANSPORTATION OF THINGS	24,160	9,814	15,000	12,000
	2300	RENTS, COMMUNICATIONS, UTILITIES & MISC CHARGES	112,656	40,952	140,000	50,000
	2400	PRINTING & REPRODUCTION	395	395	400	400
	2500	OTHER SERVICES	67,188,830	31,187,632	72,000,000	40,000,000
	2600	SUPPLIES AND MATERIALS	112,328	112,328	120,000	120,000
	3100	EQUIPMENT	223,296	219,066	230,000	230,000
	3200	LAND & STRUCTURES	-	-	-	-
<b>NON-PERSONNEL SERVICES Total:</b>			<b>\$67,873,139</b>	<b>\$31,736,281</b>	<b>\$72,795,400</b>	<b>\$40,672,400</b>
<b>GRAND TOTAL:</b>			<b>\$79,942,715</b>	<b>\$43,106,693</b>	<b>\$87,295,400</b>	<b>\$54,672,400</b>

**U.S. Treasury Department  
Office of Financial Stability**

**Troubled Asset Relief Program**

**Agreements Under TARP [Section 105(a)(3)(A)]**

**For Period Ending August 31, 2009**

<b>Date Approved or Renewed</b>	<b>Type of Transaction</b>	<b>Vendor</b>	<b>Purpose</b>
10/10/2008	BPA	Simpson, Thacher & Bartlett	Legal Services
10/11/2008	BPA	EnnisKnupp	Investment and Advisory Services
10/14/2008	Financial Agent	Bank of New York Mellon	Custodian and Cash Management
10/16/2008	BPA	PricewaterhouseCoopers	Internal Control Services
10/18/2008	BPA	Ernst & Young	Accounting Services
10/23/2008	IAA	GSA - Turner Consulting*	Archiving Services
10/29/2008	BPA	Hughes Hubbard & Reed	Legal Services
10/29/2008	BPA	Squire Sanders & Dempsey	Legal Services
10/31/2008	Contract	Lindholm & Associates*	Human Resources Services
11/7/2008	BPA	Thacher Proffitt & Wood**	Legal Services
11/14/2008	IAA	Securities and Exchange Commission	Detailees
11/14/2008	Procurement	CSC Systems and Solutions	IT Services
12/3/2008	IAA	Trade and Tax Bureau - Treasury	IT Services
12/5/2008	IAA	Department of Housing and Urban Development	Detailees
12/5/2008	Procurement	Washington Post	Vacancy Announcement
12/10/2008	BPA	Thacher Proffitt & Wood**	Legal Services
12/12/2008	IAA	Pension Benefit Guaranty Corp.	Legal Services
12/15/2008	IAA	Office of Thrift Supervision	Detailees
12/24/2008	Procurement	Cushman and Wakefield of VA, Inc.	Painting
1/6/2009	IAA	Office of the Controller of the Currency	Detailees
1/6/2009	IAA	State Department	Detailees
1/7/2009	Procurement	Colonial Parking	Parking
1/9/2009	IAA	Internal Revenue Service	Detailees
1/27/2009	BPA	Cadwalader Wickersham & Taft, LLP	Legal Services
1/27/2009	Procurement	Whitaker Brothers Bus. Machines*	Office Machines
2/2/2009	IAA	Government Accountability Office	Oversight
2/9/2009	Contract	Pat Taylor and Associates, Inc*	Temporary Employee Services
2/12/2009	Contract	Locke Lord Bissell & Lidell LLP	Legal Services
2/18/2009	Financial Agent	Freddie Mac	Homeownership Program
2/18/2009	Financial Agent	Fannie Mae	Homeownership Program
2/20/2009	IAA	Congressional Oversight Panel	Oversight
2/20/2009	Contract	Simpson, Thacher & Bartlett	Legal Services
2/22/2009	Contract	Venable LLP	Legal Services
3/6/2009	Contract	Boston Consulting Group	Management Consulting Support
3/16/2009	Financial Agent	EARNEST Partners	Asset Management Services
3/23/2009	Procurement	Heery International Inc.	Architects
3/30/2009	Contract	McKee Nelson, LLP	Legal Services
3/30/2009	Contract	Sonnenschein Nath & Rosenthal	Legal Services
3/30/2009	Contract	Cadwalader Wickersham & Taft, LLP	Legal Services
3/30/2009	Contract	Haynes and Boone LLP	Legal Services
3/31/2009	BPA	FI Consulting*	Modeling and Analysis
4/3/2009	Procurement	American Furniture Rentals*	Office Furniture
4/17/2009	Procurement	Herman Miller	Office Furniture
4/17/2009	IAA	Bureau of Printing and Engraving	Detailee
4/21/2009	Financial Agent	AllianceBernstein	Asset Management Services
4/21/2009	Financial Agent	FSI Group	Asset Management Services
4/21/2009	Financial Agent	Piedmont Investment Advisors	Asset Management Services
5/4/2009	IAA	Federal Reserve	Detailee
5/14/2009	Contract	Phacil*	FOIA Services
5/14/2009	IAA	Department of Treasury - US Mint	Administrative Support
5/22/2009	IAA	Department of Justice - ATF	Detailee
5/26/2009	Contract	Anderson, McCoy & Orta, LLP*	Legal Services
5/26/2009	Contract	Simpson, Thacher & Bartlett	Legal Services
6/5/2009	Contract	Department of Treasury - Internal Revenue Service	Administrative Services
6/8/2009	IAA	Department of Treasury - Financial Management	IT Services
6/29/2009	IAA	Department of Interior	Website Testing
7/15/2009	Contract	Judicial Watch	Legal Advisory
7/17/2009	Contract	Korn Ferry International	Administrative Support
7/30/2009	Contract	Cadwalader Wickersham & Taft, LLP	Legal Advisory
7/30/2009	Contract	Debevoise & Plimpton, LLP	Legal Advisory
7/30/2009	Contract	Fox Hefter Swibel Levin & Carol, LLP	Legal Advisory
8/11/2009	IAA	NASA	Detailee

\* Small or Women-, or Minority-Owned Small Business

\*\*Contract responsibilities assumed by Sonnenschein Nath & Rosenthal via novation.

**U.S. Treasury Department  
Office of Financial Stability**

**Troubled Asset Relief Program**

**Insurance Contracts [Section 105(a)(3)(B)]**

**For Period Ending August 31, 2009**

Name	Amount
Citigroup	\$5,000,000,000

The subsidy rate for this insurance contract is determined to be -0.25 percent. Per EESA section 102(c)(3), premiums shall be set at a level necessary to meet anticipated claims. To ensure that the guarantee remains compliant with section 102(c)(3), the Master Agreement provides for post-signing adjustments including additional Citigroup preferred stock, a reduction of the covered asset pool, and/or an increased Citigroup deductible (section 5.2 of the Master Agreement). Under this section of the agreement, the subsidy rate will be reassessed once the loan pools are finalized and details are provided to Treasury (changes in the composition of assets are expected). Citigroup must either transfer more preferred stock or absorb more in first losses (it is unlikely the size of the asset pool would be reduced), if it is found that the risks of the assets in the loan pool exceed those estimated today and would not meet the requirements of EESA section 102(c)(3). This "true-up" would occur over the next 3 months.

**U.S. Treasury Department  
Office of Financial Stability**

**Troubled Asset Relief Program**

**Projected Costs and Liabilities [Section 105(a)(3)(E)]**

**For Period Ending August 31, 2009**

<u>Type of Expense/Liability</u>	<u>Amount</u>
None	

**Note:** Treasury interprets this reporting requirement as applicable to costs and liabilities related to insurance contracts entered into under the provisions of section 102 of the EESA; and the single insurance contract with Citigroup is structured such that no costs are anticipated, i.e. the currently anticipated cash inflows of the contract slightly exceed anticipated cash outflows.

**U.S. Treasury Department  
Office of Financial Stability**

**Troubled Asset Relief Program**

**Programmatic Operating Expenses [Section 105(a)(3)(F)]**

**For Period Ending August 31, 2009**

Type of Expense	Amount
Compensation for financial agents and legal firms	\$96,392,720

**U.S. Treasury Department  
Office of Financial Stability**

**Troubled Asset Relief Program**

**Description of Vehicles Established [Section 105(a)(3)(H)]**

**For Period Ending August 31, 2009**

Date	Vehicle	Description
	None	



U.S. Treasury Department  
Office of Financial Stability

Troubled Asset Relief Program

Transactions Report [Section 105(a)(3)(C, D, G)]

For Period Ending August 31, 2009

CAPITAL PURCHASE PROGRAM

Footnote	Purchase Date	Seller			Purchase Details			Capital Repayment Details		Treasury Investment Remaining After Capital Repayment		Final Disposition		
		Name of Institution	City	State	Investment Description	Investment Amount	Pricing Mechanism	Capital Repayment Date	Capital Repayment Amount <sup>6</sup>	Remaining Capital Amount	Remaining Investment Description	Final Disposition Date	Disposition Investment Description	Final Disposition Proceeds
	10/28/2008	Bank of America Corporation	Charlotte	NC	Preferred Stock w/ Warrants	\$ 15,000,000,000	Par							
	10/28/2008	The Bank of New York Mellon Corporation	New York	NY	Preferred Stock w/ Warrants	\$ 3,000,000,000	Par	6/17/2009 <sup>4</sup>	\$ 3,000,000,000	\$ 0	Warrants	8/5/2009	Warrants	\$ 136,000,000
11	10/28/2008	Citigroup Inc.	New York	NY	Preferred Stock w/ Warrants	\$ 25,000,000,000	Par							
	10/28/2008	The Goldman Sachs Group, Inc.	New York	NY	Preferred Stock w/ Warrants	\$ 10,000,000,000	Par	6/17/2009 <sup>4</sup>	\$ 10,000,000,000	\$ 0	Warrants	7/22/2009	Warrants	\$ 1,100,000,000
	10/28/2008	JPMorgan Chase & Co.	New York	NY	Preferred Stock w/ Warrants	\$ 25,000,000,000	Par	6/17/2009 <sup>4</sup>	\$ 25,000,000,000	\$ 0	Warrants			
	10/28/2008	Morgan Stanley	New York	NY	Preferred Stock w/ Warrants	\$ 10,000,000,000	Par	6/17/2009 <sup>4</sup>	\$ 10,000,000,000	\$ 0	Warrants	8/12/2009	Warrants	\$ 950,000,000
	10/28/2008	State Street Corporation	Boston	MA	Preferred Stock w/ Warrants	\$ 2,000,000,000	Par	6/17/2009 <sup>5</sup>	\$ 2,000,000,000	\$ 0	Warrants	7/8/2009	Warrants <sup>9</sup>	\$ 60,000,000
	10/28/2008	Wells Fargo & Company	San Francisco	CA	Preferred Stock w/ Warrants	\$ 25,000,000,000	Par							
	11/14/2008	Bank of Commerce Holdings	Redding	CA	Preferred Stock w/ Warrants	\$ 17,000,000	Par							
	11/14/2008	1st FS Corporation	Hendersonville	NC	Preferred Stock w/ Warrants	\$ 16,369,000	Par							
	11/14/2008	UCBH Holdings, Inc.	San Francisco	CA	Preferred Stock w/ Warrants	\$ 298,737,000	Par							
	11/14/2008	Northern Trust Corporation	Chicago	IL	Preferred Stock w/ Warrants	\$ 1,576,000,000	Par	6/17/2009 <sup>4</sup>	\$ 1,576,000,000	\$ 0	Warrants	8/26/2009	Warrants	\$ 87,000,000
	11/14/2008	SunTrust Banks, Inc.	Atlanta	GA	Preferred Stock w/ Warrants	\$ 3,500,000,000	Par							
	11/14/2008	Broadway Financial Corporation	Los Angeles	CA	Preferred Stock w/ Warrants	\$ 9,000,000	Par							
	11/14/2008	Washington Federal Inc.	Seattle	WA	Preferred Stock w/ Warrants	\$ 200,000,000	Par	5/27/2009 <sup>4</sup>	\$ 200,000,000	\$ 0	Warrants			
	11/14/2008	BB&T Corp.	Winston-Salem	NC	Preferred Stock w/ Warrants	\$ 3,133,640,000	Par	6/17/2009 <sup>4</sup>	\$ 3,133,640,000	\$ 0	Warrants	7/22/2009	Warrants	\$ 67,010,402
	11/14/2008	Provident Bancshares Corp.	Baltimore	MD	Preferred Stock w/ Warrants	\$ 151,500,000	Par							
	11/14/2008	Umpqua Holdings Corp.	Portland	OR	Preferred Stock w/ Warrants	\$ 214,181,000	Par							
	11/14/2008	Comerica Inc.	Dallas	TX	Preferred Stock w/ Warrants	\$ 2,250,000,000	Par							
	11/14/2008	Regions Financial Corp.	Birmingham	AL	Preferred Stock w/ Warrants	\$ 3,500,000,000	Par							
	11/14/2008	Capital One Financial Corporation	McLean	VA	Preferred Stock w/ Warrants	\$ 3,555,199,000	Par	6/17/2009 <sup>4</sup>	\$ 3,555,199,000	\$ 0	Warrants			
	11/14/2008	First Horizon National Corporation	Memphis	TN	Preferred Stock w/ Warrants	\$ 866,540,000	Par							
	11/14/2008	Huntington Bancshares	Columbus	OH	Preferred Stock w/ Warrants	\$ 1,398,071,000	Par							
	11/14/2008	KeyCorp	Cleveland	OH	Preferred Stock w/ Warrants	\$ 2,500,000,000	Par							
	11/14/2008	Valley National Bancorp	Wayne	NJ	Preferred Stock w/ Warrants	\$ 300,000,000	Par	6/3/2009 <sup>4</sup>	\$ 75,000,000	\$ 225,000,000	Preferred Stock w/ Warrants			
	11/14/2008	Zions Bancorporation	Salt Lake City	UT	Preferred Stock w/ Warrants	\$ 1,400,000,000	Par							
	11/14/2008	Marshall & Ilsley Corporation	Milwaukee	WI	Preferred Stock w/ Warrants	\$ 1,715,000,000	Par							
	11/14/2008	U.S. Bancorp	Minneapolis	MN	Preferred Stock w/ Warrants	\$ 6,599,000,000	Par	6/17/2009 <sup>4</sup>	\$ 6,599,000,000	\$ 0	Warrants	7/15/2009	Warrants	\$ 139,000,000
	11/14/2008	TCF Financial Corporation	Wayzata	MN	Preferred Stock w/ Warrants	\$ 361,172,000	Par	4/22/2009 <sup>4</sup>	\$ 361,172,000	\$ 0	Warrants			
	11/21/2008	First Niagara Financial Group	Lockport	NY	Preferred Stock w/ Warrants	\$ 184,011,000	Par	5/27/2009 <sup>5</sup>	\$ 184,011,000	\$ 0	Warrants	6/24/2009	Warrants <sup>9</sup>	\$ 2,700,000
	11/21/2008	HF Financial Corp.	Sioux Falls	SD	Preferred Stock w/ Warrants	\$ 25,000,000	Par	6/3/2009 <sup>4</sup>	\$ 25,000,000	\$ 0	Warrants	6/30/2009	Warrants	\$ 650,000
	11/21/2008	Centerstate Banks of Florida Inc.	Davenport	FL	Preferred Stock w/ Warrants	\$ 27,875,000	Par							
	11/21/2008	City National Corporation	Beverly Hills	CA	Preferred Stock w/ Warrants	\$ 400,000,000	Par							
	11/21/2008	First Community Bankshares Inc.	Bluefield	VA	Preferred Stock w/ Warrants	\$ 41,500,000	Par	7/8/2009 <sup>5</sup>	\$ 41,500,000	\$ 0	Warrants			
	11/21/2008	Western Alliance Bancorporation	Las Vegas	NV	Preferred Stock w/ Warrants	\$ 140,000,000	Par							
	11/21/2008	Webster Financial Corporation	Waterbury	CT	Preferred Stock w/ Warrants	\$ 400,000,000	Par							
	11/21/2008	Pacific Capital Bancorp	Santa Barbara	CA	Preferred Stock w/ Warrants	\$ 180,634,000	Par							
	11/21/2008	Heritage Commerce Corp.	San Jose	CA	Preferred Stock w/ Warrants	\$ 40,000,000	Par							
	11/21/2008	Ameris Bancorp	Moultrie	GA	Preferred Stock w/ Warrants	\$ 52,000,000	Par							
	11/21/2008	Porter Bancorp Inc.	Louisville	KY	Preferred Stock w/ Warrants	\$ 35,000,000	Par							
	11/21/2008	Banner Corporation	Walla Walla	WA	Preferred Stock w/ Warrants	\$ 124,000,000	Par							

Footnote	Purchase Date	Seller			Purchase Details			Capital Repayment Details		Treasury Investment Remaining After Capital Repayment		Final Disposition		
		Name of Institution	City	State	Investment Description	Investment Amount	Pricing Mechanism	Capital Repayment Date	Capital Repayment Amount <sup>6</sup>	Remaining Capital Amount	Remaining Investment Description	Final Disposition Date	Disposition Investment Description	Final Disposition Proceeds
	11/21/2008	Cascade Financial Corporation	Everett	WA	Preferred Stock w/ Warrants	\$ 38,970,000	Par							
	11/21/2008	Columbia Banking System, Inc.	Tacoma	WA	Preferred Stock w/ Warrants	\$ 76,898,000	Par							
	11/21/2008	Heritage Financial Corporation	Olympia	WA	Preferred Stock w/ Warrants	\$ 24,000,000	Par							
	11/21/2008	First PacTrust Bancorp, Inc.	Chula Vista	CA	Preferred Stock w/ Warrants	\$ 19,300,000	Par							
	11/21/2008	Severn Bancorp, Inc.	Annapolis	MD	Preferred Stock w/ Warrants	\$ 23,393,000	Par							
	11/21/2008	Boston Private Financial Holdings, Inc.	Boston	MA	Preferred Stock w/ Warrants	\$ 154,000,000	Par							
	11/21/2008	Associated Banc-Corp	Green Bay	WI	Preferred Stock w/ Warrants	\$ 525,000,000	Par							
	11/21/2008	Trustmark Corporation	Jackson	MS	Preferred Stock w/ Warrants	\$ 215,000,000	Par							
	11/21/2008	First Community Corporation	Lexington	SC	Preferred Stock w/ Warrants	\$ 11,350,000	Par							
	11/21/2008	Taylor Capital Group	Rosemont	IL	Preferred Stock w/ Warrants	\$ 104,823,000	Par							
	11/21/2008	Nara Bancorp, Inc.	Los Angeles	CA	Preferred Stock w/ Warrants	\$ 67,000,000	Par							
	12/5/2008	Midwest Banc Holdings, Inc.	Melrose Park	IL	Preferred Stock w/ Warrants	\$ 84,784,000	Par							
	12/5/2008	MB Financial Inc.	Chicago	IL	Preferred Stock w/ Warrants	\$ 196,000,000	Par							
	12/5/2008	First Midwest Bancorp, Inc.	Itasca	IL	Preferred Stock w/ Warrants	\$ 193,000,000	Par							
	12/5/2008	United Community Banks, Inc.	Blairsville	GA	Preferred Stock w/ Warrants	\$ 180,000,000	Par							
	12/5/2008	Wesbanco Bank Inc.	Wheeling	WV	Preferred Stock w/ Warrants	\$ 75,000,000	Par							
	12/5/2008	Encore Bancshares Inc.	Houston	TX	Preferred Stock w/ Warrants	\$ 34,000,000	Par							
	12/5/2008	Manhattan Bancorp	El Segundo	CA	Preferred Stock w/ Warrants	\$ 1,700,000	Par							
	12/5/2008	Iberiabank Corporation	Lafayette	LA	Preferred Stock w/ Warrants	\$ 90,000,000	Par	3/31/2009 <sup>5</sup>	\$ 90,000,000	\$ 0	Warrants	5/20/2009	Warrants <sup>9</sup>	\$ 1,200,000
	12/5/2008	Eagle Bancorp, Inc.	Bethesda	MD	Preferred Stock w/ Warrants	\$ 38,235,000	Par							
	12/5/2008	Sandy Spring Bancorp, Inc.	Olney	MD	Preferred Stock w/ Warrants	\$ 83,094,000	Par							
	12/5/2008	Coastal Banking Company, Inc.	Fernandina Beach	FL	Preferred Stock w/ Warrants	\$ 9,950,000	Par							
	12/5/2008	East West Bancorp	Pasadena	CA	Preferred Stock w/ Warrants	\$ 306,546,000	Par							
	12/5/2008	South Financial Group, Inc.	Greenville	SC	Preferred Stock w/ Warrants	\$ 347,000,000	Par							
	12/5/2008	Great Southern Bancorp	Springfield	MO	Preferred Stock w/ Warrants	\$ 58,000,000	Par							
	12/5/2008	Cathay General Bancorp	Los Angeles	CA	Preferred Stock w/ Warrants	\$ 258,000,000	Par							
	12/5/2008	Southern Community Financial Corp.	Winston-Salem	NC	Preferred Stock w/ Warrants	\$ 42,750,000	Par							
	12/5/2008	CVB Financial Corp	Ontario	CA	Preferred Stock w/ Warrants	\$ 130,000,000	Par	8/26/2009 <sup>4</sup>	\$ 97,500,000	\$ 32,500,000	Preferred Stock w/ Warrants			
	12/5/2008	First Defiance Financial Corp.	Defiance	OH	Preferred Stock w/ Warrants	\$ 37,000,000	Par							
	12/5/2008	First Financial Holdings Inc.	Charleston	SC	Preferred Stock w/ Warrants	\$ 65,000,000	Par							
	12/5/2008	Superior Bancorp Inc.	Birmingham	AL	Preferred Stock w/ Warrants	\$ 69,000,000	Par							
	12/5/2008	Southwest Bancorp, Inc.	Stillwater	OK	Preferred Stock w/ Warrants	\$ 70,000,000	Par							
12	12/5/2008	Popular, Inc.	San Juan	PR	Preferred Stock w/ Warrants	\$ 935,000,000	Par							
	12/5/2008	Blue Valley Ban Corp	Overland Park	KS	Preferred Stock w/ Warrants	\$ 21,750,000	Par							
	12/5/2008	Central Federal Corporation	Fairlawn	OH	Preferred Stock w/ Warrants	\$ 7,225,000	Par							
	12/5/2008	Bank of Marin Bancorp	Novato	CA	Preferred Stock w/ Warrants	\$ 28,000,000	Par	3/31/2009 <sup>4</sup>	\$ 28,000,000	\$ 0	Warrants			
	12/5/2008	Bank of North Carolina	Thomasville	NC	Preferred Stock w/ Warrants	\$ 31,260,000	Par							
	12/5/2008	Central Bancorp, Inc.	Somerville	MA	Preferred Stock w/ Warrants	\$ 10,000,000	Par							
	12/5/2008	Southern Missouri Bancorp, Inc.	Poplar Bluff	MO	Preferred Stock w/ Warrants	\$ 9,550,000	Par							
	12/5/2008	State Bancorp, Inc.	Jericho	NY	Preferred Stock w/ Warrants	\$ 36,842,000	Par							
	12/5/2008	TIB Financial Corp	Naples	FL	Preferred Stock w/ Warrants	\$ 37,000,000	Par							
	12/5/2008	Unity Bancorp, Inc.	Clinton	NJ	Preferred Stock w/ Warrants	\$ 20,649,000	Par							
	12/5/2008	Old Line Bancshares, Inc.	Bowie	MD	Preferred Stock w/ Warrants	\$ 7,000,000	Par	7/15/2009	\$ 7,000,000	\$ 0	Warrants			
	12/5/2008	FPB Bancorp, Inc.	Port St. Lucie	FL	Preferred Stock w/ Warrants	\$ 5,800,000	Par							
	12/5/2008	Sterling Financial Corporation	Spokane	WA	Preferred Stock w/ Warrants	\$ 303,000,000	Par							
	12/5/2008	Oak Valley Bancorp	Oakdale	CA	Preferred Stock w/ Warrants	\$ 13,500,000	Par							
	12/12/2008	Old National Bancorp	Evansville	IN	Preferred Stock w/ Warrants	\$ 100,000,000	Par	3/31/2009 <sup>4</sup>	\$ 100,000,000	\$ 0	Warrants	5/8/2009	Warrants	\$ 1,200,000
	12/12/2008	Capital Bank Corporation	Raleigh	NC	Preferred Stock w/ Warrants	\$ 41,279,000	Par							
	12/12/2008	Pacific International Bancorp	Seattle	WA	Preferred Stock w/ Warrants	\$ 6,500,000	Par							
	12/12/2008	SVB Financial Group	Santa Clara	CA	Preferred Stock w/ Warrants	\$ 235,000,000	Par							
	12/12/2008	LNB Bancorp Inc.	Lorain	OH	Preferred Stock w/ Warrants	\$ 25,223,000	Par							

Footnote	Purchase Date	Seller			Purchase Details			Capital Repayment Details		Treasury Investment Remaining After Capital Repayment		Final Disposition		
		Name of Institution	City	State	Investment Description	Investment Amount	Pricing Mechanism	Capital Repayment Date	Capital Repayment Amount <sup>6</sup>	Remaining Capital Amount	Remaining Investment Description	Final Disposition Date	Disposition Investment Description	Final Disposition Proceeds
	12/12/2008	Wilmington Trust Corporation	Wilmington	DE	Preferred Stock w/ Warrants	\$ 330,000,000	Par							
	12/12/2008	Susquehanna Bancshares, Inc	Littitz	PA	Preferred Stock w/ Warrants	\$ 300,000,000	Par							
	12/12/2008	Signature Bank	New York	NY	Preferred Stock w/ Warrants	\$ 120,000,000	Par	3/31/2009 <sup>4</sup>	\$ 120,000,000	\$ 0	Warrants			
	12/12/2008	HopFed Bancorp	Hopkinsville	KY	Preferred Stock w/ Warrants	\$ 18,400,000	Par							
	12/12/2008	Citizens Republic Bancorp, Inc.	Flint	MI	Preferred Stock w/ Warrants	\$ 300,000,000	Par							
	12/12/2008	Indiana Community Bancorp	Columbus	IN	Preferred Stock w/ Warrants	\$ 21,500,000	Par							
	12/12/2008	Bank of the Ozarks, Inc.	Little Rock	AR	Preferred Stock w/ Warrants	\$ 75,000,000	Par							
	12/12/2008	Center Financial Corporation	Los Angeles	CA	Preferred Stock w/ Warrants	\$ 55,000,000	Par							
	12/12/2008	NewBridge Bancorp	Greensboro	NC	Preferred Stock w/ Warrants	\$ 52,372,000	Par							
	12/12/2008	Sterling Bancshares, Inc.	Houston	TX	Preferred Stock w/ Warrants	\$ 125,198,000	Par	5/5/2009 <sup>4</sup>	\$ 125,198,000	\$ 0	Warrants			
	12/12/2008	The Bancorp, Inc.	Wilmington	DE	Preferred Stock w/ Warrants	\$ 45,220,000	Par							
	12/12/2008	TowneBank	Portsmouth	VA	Preferred Stock w/ Warrants	\$ 76,458,000	Par							
	12/12/2008	Wilshire Bancorp, Inc.	Los Angeles	CA	Preferred Stock w/ Warrants	\$ 62,158,000	Par							
	12/12/2008	Valley Financial Corporation	Roanoke	VA	Preferred Stock w/ Warrants	\$ 16,019,000	Par							
	12/12/2008	Independent Bank Corporation	Ionia	MI	Preferred Stock w/ Warrants	\$ 72,000,000	Par							
	12/12/2008	Pinnacle Financial Partners, Inc.	Nashville	TN	Preferred Stock w/ Warrants	\$ 95,000,000	Par							
	12/12/2008	First Litchfield Financial Corporation	Litchfield	CT	Preferred Stock w/ Warrants	\$ 10,000,000	Par							
	12/12/2008	National Penn Bancshares, Inc.	Boyetown	PA	Preferred Stock w/ Warrants	\$ 150,000,000	Par							
	12/12/2008	Northeast Bancorp	Lewiston	ME	Preferred Stock w/ Warrants	\$ 4,227,000	Par							
	12/12/2008	Citizens South Banking Corporation	Gastonia	NC	Preferred Stock w/ Warrants	\$ 20,500,000	Par							
	12/12/2008	Virginia Commerce Bancorp	Arlington	VA	Preferred Stock w/ Warrants	\$ 71,000,000	Par							
	12/12/2008	Fidelity Bancorp, Inc.	Pittsburgh	PA	Preferred Stock w/ Warrants	\$ 7,000,000	Par							
	12/12/2008	LSB Corporation	North Andover	MA	Preferred Stock w/ Warrants	\$ 15,000,000	Par							
	12/19/2008	Intermountain Community Bancorp	Sandpoint	ID	Preferred Stock w/ Warrants	\$ 27,000,000	Par							
	12/19/2008	Community West Bancshares	Goleta	CA	Preferred Stock w/ Warrants	\$ 15,600,000	Par							
	12/19/2008	Synovus Financial Corp.	Columbus	GA	Preferred Stock w/ Warrants	\$ 967,870,000	Par							
	12/19/2008	Tennessee Commerce Bancorp, Inc.	Franklin	TN	Preferred Stock w/ Warrants	\$ 30,000,000	Par							
	12/19/2008	Community Bankers Trust Corporation	Glen Allen	VA	Preferred Stock w/ Warrants	\$ 17,680,000	Par							
	12/19/2008	BancTrust Financial Group, Inc.	Mobile	AL	Preferred Stock w/ Warrants	\$ 50,000,000	Par							
	12/19/2008	Enterprise Financial Services Corp.	St. Louis	MO	Preferred Stock w/ Warrants	\$ 35,000,000	Par							
	12/19/2008	Mid Penn Bancorp, Inc.	Millersburg	PA	Preferred Stock w/ Warrants	\$ 10,000,000	Par							
	12/19/2008	Summit State Bank	Santa Rosa	CA	Preferred Stock w/ Warrants	\$ 8,500,000	Par							
	12/19/2008	VIST Financial Corp.	Wyomissing	PA	Preferred Stock w/ Warrants	\$ 25,000,000	Par							
	12/19/2008	Wainwright Bank & Trust Company	Boston	MA	Preferred Stock w/ Warrants	\$ 22,000,000	Par							
	12/19/2008	Whitney Holding Corporation	New Orleans	LA	Preferred Stock w/ Warrants	\$ 300,000,000	Par							
	12/19/2008	The Connecticut Bank and Trust Company	Hartford	CT	Preferred Stock w/ Warrants	\$ 5,448,000	Par							
	12/19/2008	CoBiz Financial Inc.	Denver	CO	Preferred Stock w/ Warrants	\$ 64,450,000	Par							
	12/19/2008	Santa Lucia Bancorp	Atascadero	CA	Preferred Stock w/ Warrants	\$ 4,000,000	Par							
	12/19/2008	Seacoast Banking Corporation of Florida	Stuart	FL	Preferred Stock w/ Warrants	\$ 50,000,000	Par							
	12/19/2008	Horizon Bancorp	Michigan City	IN	Preferred Stock w/ Warrants	\$ 25,000,000	Par							
	12/19/2008	Fidelity Southern Corporation	Atlanta	GA	Preferred Stock w/ Warrants	\$ 48,200,000	Par							
	12/19/2008	Community Financial Corporation	Staunton	VA	Preferred Stock w/ Warrants	\$ 12,643,000	Par							
	12/19/2008	Berkshire Hills Bancorp, Inc.	Pittsfield	MA	Preferred Stock w/ Warrants	\$ 40,000,000	Par	5/27/2009 <sup>4</sup>	\$ 40,000,000	\$ 0	Warrants	6/24/2009	Warrants	\$ 1,040,000
	12/19/2008	First California Financial Group, Inc	Westlake Village	CA	Preferred Stock w/ Warrants	\$ 25,000,000	Par							
	12/19/2008	AmeriServ Financial, Inc	Johnstown	PA	Preferred Stock w/ Warrants	\$ 21,000,000	Par							
	12/19/2008	Security Federal Corporation	Aiken	SC	Preferred Stock w/ Warrants	\$ 18,000,000	Par							
	12/19/2008	Wintrust Financial Corporation	Lake Forest	IL	Preferred Stock w/ Warrants	\$ 250,000,000	Par							
	12/19/2008	Flushing Financial Corporation	Lake Success	NY	Preferred Stock w/ Warrants	\$ 70,000,000	Par							
	12/19/2008	Monarch Financial Holdings, Inc.	Chesapeake	VA	Preferred Stock w/ Warrants	\$ 14,700,000	Par							
	12/19/2008	StellarOne Corporation	Charlottesville	VA	Preferred Stock w/ Warrants	\$ 30,000,000	Par							
	12/19/2008	Union Bankshares Corporation	Bowling Green	VA	Preferred Stock w/ Warrants	\$ 59,000,000	Par							
	12/19/2008	Tidelands Bancshares, Inc	Mt. Pleasant	SC	Preferred Stock w/ Warrants	\$ 14,448,000	Par							

Footnote	Purchase Date	Seller			Purchase Details			Capital Repayment Details		Treasury Investment Remaining After Capital Repayment		Final Disposition		
		Name of Institution	City	State	Investment Description	Investment Amount	Pricing Mechanism	Capital Repayment Date	Capital Repayment Amount <sup>6</sup>	Remaining Capital Amount	Remaining Investment Description	Final Disposition Date	Disposition Investment Description	Final Disposition Proceeds
	12/19/2008	Bancorp Rhode Island, Inc.	Providence	RI	Preferred Stock w/ Warrants	\$ 30,000,000	Par	8/5/2009 <sup>4</sup>	\$ 30,000,000	\$ 0	Warrants			
	12/19/2008	Hawthorn Bancshares, Inc.	Lee's Summit	MO	Preferred Stock w/ Warrants	\$ 30,255,000	Par							
	12/19/2008	The Elmira Savings Bank, FSB	Elmira	NY	Preferred Stock w/ Warrants	\$ 9,090,000	Par							
	12/19/2008	Alliance Financial Corporation	Syracuse	NY	Preferred Stock w/ Warrants	\$ 26,918,000	Par	5/13/2009 <sup>4</sup>	\$ 26,918,000	\$ 0	Warrants	6/17/2009	Warrants	\$ 900,000
	12/19/2008	Heartland Financial USA, Inc.	Dubuque	IA	Preferred Stock w/ Warrants	\$ 81,698,000	Par							
	12/19/2008	Citizens First Corporation	Bowling Green	KY	Preferred Stock w/ Warrants	\$ 8,779,000	Par							
2	12/19/2008	FFW Corporation	Wabash	IN	Preferred Stock w/ Exercised Warrants	\$ 7,289,000	Par							
2	12/19/2008	Plains Capital Corporation	Dallas	TX	Preferred Stock w/ Exercised Warrants	\$ 87,631,000	Par							
2	12/19/2008	Tri-County Financial Corporation	Waldorf	MD	Preferred Stock w/ Exercised Warrants	\$ 15,540,000	Par							
3	12/19/2008	OneUnited Bank	Boston	MA	Preferred Stock	\$ 12,063,000	Par							
2	12/19/2008	Patriot Bancshares, Inc.	Houston	TX	Preferred Stock w/ Exercised Warrants	\$ 26,038,000	Par							
2	12/19/2008	Pacific City Financial Corporation	Los Angeles	CA	Preferred Stock w/ Exercised Warrants	\$ 16,200,000	Par							
2	12/19/2008	Marquette National Corporation	Chicago	IL	Preferred Stock w/ Exercised Warrants	\$ 35,500,000	Par							
2	12/19/2008	Exchange Bank	Santa Rosa	CA	Preferred Stock w/ Exercised Warrants	\$ 43,000,000	Par							
2	12/19/2008	Monadnock Bancorp, Inc.	Peterborough	NH	Preferred Stock w/ Exercised Warrants	\$ 1,834,000	Par							
2	12/19/2008	Bridgeview Bancorp, Inc.	Bridgeview	IL	Preferred Stock w/ Exercised Warrants	\$ 38,000,000	Par							
2	12/19/2008	Fidelity Financial Corporation	Wichita	KS	Preferred Stock w/ Exercised Warrants	\$ 36,282,000	Par							
2	12/19/2008	Patapsco Bancorp, Inc.	Dundalk	MD	Preferred Stock w/ Exercised Warrants	\$ 6,000,000	Par							
2	12/19/2008	NCAL Bancorp	Los Angeles	CA	Preferred Stock w/ Exercised Warrants	\$ 10,000,000	Par							
2	12/19/2008	FCB Bancorp, Inc.	Louisville	KY	Preferred Stock w/ Exercised Warrants	\$ 9,294,000	Par							
	12/23/2008	First Financial Bancorp	Cincinnati	OH	Preferred Stock w/ Warrants	\$ 80,000,000	Par							
	12/23/2008	Bridge Capital Holdings	San Jose	CA	Preferred Stock w/ Warrants	\$ 23,864,000	Par							
	12/23/2008	International Bancshares Corporation	Laredo	TX	Preferred Stock w/ Warrants	\$ 216,000,000	Par							
	12/23/2008	First Sound Bank	Seattle	WA	Preferred Stock w/ Warrants	\$ 7,400,000	Par							
	12/23/2008	M&T Bank Corporation	Buffalo	NY	Preferred Stock w/ Warrants	\$ 600,000,000	Par							
	12/23/2008	Emclair Financial Corp.	Emlenton	PA	Preferred Stock w/ Warrants	\$ 7,500,000	Par							
	12/23/2008	Park National Corporation	Newark	OH	Preferred Stock w/ Warrants	\$ 100,000,000	Par							
	12/23/2008	Green Bankshares, Inc.	Greeneville	TN	Preferred Stock w/ Warrants	\$ 72,278,000	Par							
	12/23/2008	Cecil Bancorp, Inc.	Elkton	MD	Preferred Stock w/ Warrants	\$ 11,560,000	Par							
	12/23/2008	Financial Institutions, Inc.	Warsaw	NY	Preferred Stock w/ Warrants	\$ 37,515,000	Par							
	12/23/2008	Fulton Financial Corporation	Lancaster	PA	Preferred Stock w/ Warrants	\$ 376,500,000	Par							
	12/23/2008	United Bancorporation of Alabama, Inc.	Atmore	AL	Preferred Stock w/ Warrants	\$ 10,300,000	Par							
	12/23/2008	MutualFirst Financial, Inc.	Muncie	IN	Preferred Stock w/ Warrants	\$ 32,382,000	Par							
	12/23/2008	BCSB Bancorp, Inc.	Baltimore	MD	Preferred Stock w/ Warrants	\$ 10,800,000	Par							
	12/23/2008	HMN Financial, Inc.	Rochester	MN	Preferred Stock w/ Warrants	\$ 26,000,000	Par							
	12/23/2008	First Community Bank Corporation of America	Pinellas Park	FL	Preferred Stock w/ Warrants	\$ 10,685,000	Par							
	12/23/2008	Sterling Bancorp	New York	NY	Preferred Stock w/ Warrants	\$ 42,000,000	Par							
	12/23/2008	Interwest Bancshares Corporation	New York	NY	Preferred Stock w/ Warrants	\$ 25,000,000	Par							
	12/23/2008	Peoples Bancorp of North Carolina, Inc.	Newton	NC	Preferred Stock w/ Warrants	\$ 25,054,000	Par							
	12/23/2008	Parkvale Financial Corporation	Monroeville	PA	Preferred Stock w/ Warrants	\$ 31,762,000	Par							
	12/23/2008	Timberland Bancorp, Inc.	Hoquiam	WA	Preferred Stock w/ Warrants	\$ 16,641,000	Par							
	12/23/2008	1st Constitution Bancorp	Cranbury	NJ	Preferred Stock w/ Warrants	\$ 12,000,000	Par							
	12/23/2008	Central Jersey Bancorp	Oakhurst	NJ	Preferred Stock w/ Warrants	\$ 11,300,000	Par							
2	12/23/2008	Western Illinois Bancshares Inc.	Monmouth	IL	Preferred Stock w/ Exercised Warrants	\$ 6,855,000	Par							
2	12/23/2008	Saigon National Bank	Westminster	CA	Preferred Stock w/ Exercised Warrants	\$ 1,549,000	Par							
2	12/23/2008	Capital Pacific Bancorp	Portland	OR	Preferred Stock w/ Exercised Warrants	\$ 4,000,000	Par							
2	12/23/2008	Uwharrie Capital Corp	Albemarle	NC	Preferred Stock w/ Exercised Warrants	\$ 10,000,000	Par							
3	12/23/2008	Mission Valley Bancorp	Sun Valley	CA	Preferred Stock	\$ 5,500,000	Par							
2	12/23/2008	The Little Bank, Incorporated	Kinston	NC	Preferred Stock w/ Exercised Warrants	\$ 7,500,000	Par							
2	12/23/2008	Pacific Commerce Bank	Los Angeles	CA	Preferred Stock w/ Exercised Warrants	\$ 4,060,000	Par							
2	12/23/2008	Citizens Community Bank	South Hill	VA	Preferred Stock w/ Exercised Warrants	\$ 3,000,000	Par							
2	12/23/2008	Seacoast Commerce Bank	Chula Vista	CA	Preferred Stock w/ Exercised Warrants	\$ 1,800,000	Par							

Footnote	Purchase Date	Seller			Purchase Details			Capital Repayment Details		Treasury Investment Remaining After Capital Repayment		Final Disposition		
		Name of Institution	City	State	Investment Description	Investment Amount	Pricing Mechanism	Capital Repayment Date	Capital Repayment Amount <sup>6</sup>	Remaining Capital Amount	Remaining Investment Description	Final Disposition Date	Disposition Investment Description	Final Disposition Proceeds
2	12/23/2008	TCNB Financial Corp.	Dayton	OH	Preferred Stock w/ Exercised Warrants	\$ 2,000,000	Par							
2	12/23/2008	Leader Bancorp, Inc.	Arlington	MA	Preferred Stock w/ Exercised Warrants	\$ 5,830,000	Par							
2	12/23/2008	Nicolet Bankshares, Inc.	Green Bay	WI	Preferred Stock w/ Exercised Warrants	\$ 14,964,000	Par							
2	12/23/2008	Magna Bank	Memphis	TN	Preferred Stock w/ Exercised Warrants	\$ 13,795,000	Par							
2	12/23/2008	Western Community Bancshares, Inc.	Palm Desert	CA	Preferred Stock w/ Exercised Warrants	\$ 7,290,000	Par							
2	12/23/2008	Community Investors Bancorp, Inc.	Bucyrus	OH	Preferred Stock w/ Exercised Warrants	\$ 2,600,000	Par							
2	12/23/2008	Capital Bancorp, Inc.	Rockville	MD	Preferred Stock w/ Exercised Warrants	\$ 4,700,000	Par							
2	12/23/2008	Cache Valley Banking Company	Logan	UT	Preferred Stock w/ Exercised Warrants	\$ 4,767,000	Par							
2	12/23/2008	Citizens Bancorp	Nevada City	CA	Preferred Stock w/ Exercised Warrants	\$ 10,400,000	Par							
2	12/23/2008	Tennessee Valley Financial Holdings, Inc.	Oak Ridge	TN	Preferred Stock w/ Exercised Warrants	\$ 3,000,000	Par							
2	12/23/2008	Pacific Coast Bankers' Bancshares	San Francisco	CA	Preferred Stock w/ Exercised Warrants	\$ 11,600,000	Par							
	12/31/2008	SunTrust Banks, Inc.	Atlanta	GA	Preferred Stock w/ Warrants	\$ 1,350,000,000	Par							
	12/31/2008	The PNC Financial Services Group Inc.	Pittsburgh	PA	Preferred Stock w/ Warrants	\$ 7,579,200,000	Par							
	12/31/2008	Fifth Third Bancorp	Cincinnati	OH	Preferred Stock w/ Warrants	\$ 3,408,000,000	Par							
	12/31/2008	Hampton Roads Bankshares, Inc.	Norfolk	VA	Preferred Stock w/ Warrants	\$ 80,347,000	Par							
	12/31/2008	CIT Group Inc.	New York	NY	Preferred Stock w/ Warrants	\$ 2,330,000,000	Par							
	12/31/2008	West Bancorporation, Inc.	West Des Moines	IA	Preferred Stock w/ Warrants	\$ 36,000,000	Par							
2	12/31/2008	First Banks, Inc.	Clayton	MO	Preferred Stock w/ Exercised Warrants	\$ 295,400,000	Par							
1	1/9/2009	Bank of America Corporation	Charlotte	NC	Preferred Stock w/ Warrants	\$ 10,000,000,000	Par							
	1/9/2009	FirstMerit Corporation	Akron	OH	Preferred Stock w/ Warrants	\$ 125,000,000	Par	4/22/2009 <sup>4</sup>	\$ 125,000,000	\$ 0	Warrants	5/27/2009	Warrants	\$ 5,025,000
	1/9/2009	Farmers Capital Bank Corporation	Frankfort	KY	Preferred Stock w/ Warrants	\$ 30,000,000	Par							
	1/9/2009	Peapack-Gladstone Financial Corporation	Gladstone	NJ	Preferred Stock w/ Warrants	\$ 28,685,000	Par							
	1/9/2009	Commerce National Bank	Newport Beach	CA	Preferred Stock w/ Warrants	\$ 5,000,000	Par							
	1/9/2009	The First Bancorp, Inc.	Damariscotta	ME	Preferred Stock w/ Warrants	\$ 25,000,000	Par							
	1/9/2009	Sun Bancorp, Inc.	Vineland	NJ	Preferred Stock w/ Warrants	\$ 89,310,000	Par	4/8/2009 <sup>4</sup>	\$ 89,310,000	\$ 0	Warrants	5/27/2009	Warrants	\$ 2,100,000
	1/9/2009	Crescent Financial Corporation	Cary	NC	Preferred Stock w/ Warrants	\$ 24,900,000	Par							
	1/9/2009	American Express Company	New York	NY	Preferred Stock w/ Warrants	\$ 3,388,890,000	Par	6/17/2009 <sup>4</sup>	\$ 3,388,890,000	\$ 0	Warrants	7/29/2009	Warrants	\$ 340,000,000
	1/9/2009	Central Pacific Financial Corp.	Honolulu	HI	Preferred Stock w/ Warrants	\$ 135,000,000	Par							
	1/9/2009	Centrue Financial Corporation	St. Louis	MO	Preferred Stock w/ Warrants	\$ 32,668,000	Par							
	1/9/2009	Eastern Virginia Bankshares, Inc.	Tappahannock	VA	Preferred Stock w/ Warrants	\$ 24,000,000	Par							
	1/9/2009	Colony Bancorp, Inc.	Fitzgerald	GA	Preferred Stock w/ Warrants	\$ 28,000,000	Par							
	1/9/2009	Independent Bank Corp.	Rockland	MA	Preferred Stock w/ Warrants	\$ 78,158,000	Par	4/22/2009 <sup>4</sup>	\$ 78,158,000	\$ 0	Warrants	5/27/2009	Warrants	\$ 2,200,000
	1/9/2009	Cadence Financial Corporation	Starkville	MS	Preferred Stock w/ Warrants	\$ 44,000,000	Par							
	1/9/2009	LCNB Corp.	Lebanon	OH	Preferred Stock w/ Warrants	\$ 13,400,000	Par							
	1/9/2009	Center Bancorp, Inc.	Union	NJ	Preferred Stock w/ Warrants	\$ 10,000,000	Par							
	1/9/2009	F.N.B. Corporation	Hermitage	PA	Preferred Stock w/ Warrants	\$ 100,000,000	Par							
	1/9/2009	C&F Financial Corporation	West Point	VA	Preferred Stock w/ Warrants	\$ 20,000,000	Par							
	1/9/2009	North Central Bancshares, Inc.	Fort Dodge	IA	Preferred Stock w/ Warrants	\$ 10,200,000	Par							
	1/9/2009	Carolina Bank Holdings, Inc.	Greensboro	NC	Preferred Stock w/ Warrants	\$ 16,000,000	Par							
	1/9/2009	First Bancorp	Troy	NC	Preferred Stock w/ Warrants	\$ 65,000,000	Par							
	1/9/2009	First Financial Service Corporation	Elizabethtown	KY	Preferred Stock w/ Warrants	\$ 20,000,000	Par							
	1/9/2009	Codorus Valley Bancorp, Inc.	York	PA	Preferred Stock w/ Warrants	\$ 16,500,000	Par							
	1/9/2009	MidSouth Bancorp, Inc.	Lafayette	LA	Preferred Stock w/ Warrants	\$ 20,000,000	Par							
	1/9/2009	First Security Group, Inc.	Chattanooga	TN	Preferred Stock w/ Warrants	\$ 33,000,000	Par							
	1/9/2009	Shore Bancshares, Inc.	Easton	MD	Preferred Stock w/ Warrants	\$ 25,000,000	Par	4/15/2009 <sup>4</sup>	\$ 25,000,000	\$ 0	Warrants			
2	1/9/2009	The Queensborough Company	Louisville	GA	Preferred Stock w/ Exercised Warrants	\$ 12,000,000	Par							
2	1/9/2009	American State Bancshares, Inc.	Great Bend	KS	Preferred Stock w/ Exercised Warrants	\$ 6,000,000	Par							
2	1/9/2009	Security California Bancorp	Riverside	CA	Preferred Stock w/ Exercised Warrants	\$ 6,815,000	Par							
2	1/9/2009	Security Business Bancorp	San Diego	CA	Preferred Stock w/ Exercised Warrants	\$ 5,803,000	Par							
2	1/9/2009	Sound Banking Company	Morehead City	NC	Preferred Stock w/ Exercised Warrants	\$ 3,070,000	Par							
3	1/9/2009	Mission Community Bancorp	San Luis Obispo	CA	Preferred Stock	\$ 5,116,000	Par							
2	1/9/2009	Redwood Financial Inc.	Redwood Falls	MN	Preferred Stock w/ Exercised Warrants	\$ 2,995,000	Par							

Footnote	Purchase Date	Seller			Purchase Details			Capital Repayment Details		Treasury Investment Remaining After Capital Repayment		Final Disposition		
		Name of Institution	City	State	Investment Description	Investment Amount	Pricing Mechanism	Capital Repayment Date	Capital Repayment Amount <sup>6</sup>	Remaining Capital Amount	Remaining Investment Description	Final Disposition Date	Disposition Investment Description	Final Disposition Proceeds
2	1/9/2009	Surrey Bancorp	Mount Airy	NC	Preferred Stock w/ Exercised Warrants	\$ 2,000,000	Par							
2	1/9/2009	Independence Bank	East Greenwich	RI	Preferred Stock w/ Exercised Warrants	\$ 1,065,000	Par							
2	1/9/2009	Valley Community Bank	Pleasanton	CA	Preferred Stock w/ Exercised Warrants	\$ 5,500,000	Par							
2	1/9/2009	Rising Sun Bancorp	Rising Sun	MD	Preferred Stock w/ Exercised Warrants	\$ 5,983,000	Par							
2	1/9/2009	Community Trust Financial Corporation	Ruston	LA	Preferred Stock w/ Exercised Warrants	\$ 24,000,000	Par							
2	1/9/2009	GrandSouth Bancorporation	Greenville	SC	Preferred Stock w/ Exercised Warrants	\$ 9,000,000	Par							
2	1/9/2009	Texas National Bancorporation	Jacksonville	TX	Preferred Stock w/ Exercised Warrants	\$ 3,981,000	Par							
2	1/9/2009	Congaree Bancshares, Inc.	Cayce	SC	Preferred Stock w/ Exercised Warrants	\$ 3,285,000	Par							
2	1/9/2009	New York Private Bank & Trust Corporation	New York	NY	Preferred Stock w/ Exercised Warrants	\$ 267,274,000	Par							
	1/16/2009	Home Bancshares, Inc.	Conway	AR	Preferred Stock w/ Warrants	\$ 50,000,000	Par							
	1/16/2009	Washington Banking Company	Oak Harbor	WA	Preferred Stock w/ Warrants	\$ 26,380,000	Par							
	1/16/2009	New Hampshire Thrift Bancshares, Inc.	Newport	NH	Preferred Stock w/ Warrants	\$ 10,000,000	Par							
	1/16/2009	Bar Harbor Bankshares	Bar Harbor	ME	Preferred Stock w/ Warrants	\$ 18,751,000	Par							
	1/16/2009	Somerset Hills Bancorp	Bernardsville	NJ	Preferred Stock w/ Warrants	\$ 7,414,000	Par	5/20/2009 <sup>4</sup>	\$ 7,414,000	\$ 0	Warrants	6/24/2009	Warrants	\$ 275,000
	1/16/2009	SCBT Financial Corporation	Columbia	SC	Preferred Stock w/ Warrants	\$ 64,779,000	Par	5/20/2009 <sup>4</sup>	\$ 64,779,000	\$ 0	Warrants	6/24/2009	Warrants	\$ 1,400,000
	1/16/2009	S&T Bancorp	Indiana	PA	Preferred Stock w/ Warrants	\$ 108,676,000	Par							
	1/16/2009	ECB Bancorp, Inc.	Engelhard	NC	Preferred Stock w/ Warrants	\$ 17,949,000	Par							
	1/16/2009	First BanCorp	San Juan	PR	Preferred Stock w/ Warrants	\$ 400,000,000	Par							
	1/16/2009	Texas Capital Bancshares, Inc.	Dallas	TX	Preferred Stock w/ Warrants	\$ 75,000,000	Par	5/13/2009 <sup>4</sup>	\$ 75,000,000	\$ 0	Warrants			
	1/16/2009	Yadkin Valley Financial Corporation	Elkin	NC	Preferred Stock w/ Warrants	\$ 36,000,000	Par							
3	1/16/2009	Carver Bancorp, Inc	New York	NY	Preferred Stock	\$ 18,980,000	Par							
	1/16/2009	Citizens & Northern Corporation	Wellsboro	PA	Preferred Stock w/ Warrants	\$ 26,440,000	Par							
	1/16/2009	MainSource Financial Group, Inc.	Greensburg	IN	Preferred Stock w/ Warrants	\$ 57,000,000	Par							
	1/16/2009	MetroCorp Bancshares, Inc.	Houston	TX	Preferred Stock w/ Warrants	\$ 45,000,000	Par							
	1/16/2009	United Bancorp, Inc.	Tecumseh	MI	Preferred Stock w/ Warrants	\$ 20,600,000	Par							
	1/16/2009	Old Second Bancorp, Inc.	Aurora	IL	Preferred Stock w/ Warrants	\$ 73,000,000	Par							
	1/16/2009	Pulaski Financial Corp	Creve Coeur	MO	Preferred Stock w/ Warrants	\$ 32,538,000	Par							
	1/16/2009	OceanFirst Financial Corp.	Toms River	NJ	Preferred Stock w/ Warrants	\$ 38,263,000	Par							
2	1/16/2009	Community 1st Bank	Roseville	CA	Preferred Stock w/ Exercised Warrants	\$ 2,550,000	Par							
2	1/16/2009	TCB Holding Company, Texas Community Bank	The Woodlands	TX	Preferred Stock w/ Exercised Warrants	\$ 11,730,000	Par							
2	1/16/2009	Centra Financial Holdings, Inc.	Morgantown	WV	Preferred Stock w/ Exercised Warrants	\$ 15,000,000	Par	3/31/2009 <sup>4</sup>	\$ 15,000,000	\$ 0	Preferred Stock <sup>2</sup>	4/15/2009	Preferred Stock <sup>2, 7</sup>	\$ 750,000
2	1/16/2009	First Bankers Trustshares, Inc.	Quincy	IL	Preferred Stock w/ Exercised Warrants	\$ 10,000,000	Par							
2	1/16/2009	Pacific Coast National Bancorp	San Clemente	CA	Preferred Stock w/ Exercised Warrants	\$ 4,120,000	Par							
3	1/16/2009	Community Bank of the Bay	Oakland	CA	Preferred Stock	\$ 1,747,000	Par							
2	1/16/2009	Redwood Capital Bancorp	Eureka	CA	Preferred Stock w/ Exercised Warrants	\$ 3,800,000	Par							
2	1/16/2009	Syringa Bancorp	Boise	ID	Preferred Stock w/ Exercised Warrants	\$ 8,000,000	Par							
2	1/16/2009	Idaho Bancorp	Boise	ID	Preferred Stock w/ Exercised Warrants	\$ 6,900,000	Par							
2	1/16/2009	Puget Sound Bank	Bellevue	WA	Preferred Stock w/ Exercised Warrants	\$ 4,500,000	Par							
2	1/16/2009	United Financial Banking Companies, Inc.	Vienna	VA	Preferred Stock w/ Exercised Warrants	\$ 5,658,000	Par							
2	1/16/2009	Dickinson Financial Corporation II	Kansas City	MO	Preferred Stock w/ Exercised Warrants	\$ 146,053,000	Par							
2	1/16/2009	The Baraboo Bancorporation	Baraboo	WI	Preferred Stock w/ Exercised Warrants	\$ 20,749,000	Par							
2	1/16/2009	Bank of Commerce	Charlotte	NC	Preferred Stock w/ Exercised Warrants	\$ 3,000,000	Par							
2	1/16/2009	State Bankshares, Inc.	Fargo	ND	Preferred Stock w/ Exercised Warrants	\$ 50,000,000	Par	8/12/2009 <sup>4</sup>	\$ 12,500,000	\$ 37,500,000	Preferred Stock <sup>2</sup>			
2	1/16/2009	BNCCORP, Inc.	Bismarck	ND	Preferred Stock w/ Exercised Warrants	\$ 20,093,000	Par							
2	1/16/2009	First Manitowoc Bancorp, Inc.	Manitowoc	WI	Preferred Stock w/ Exercised Warrants	\$ 12,000,000	Par	5/27/2009 <sup>4</sup>	\$ 12,000,000	\$ 0	Preferred Stock <sup>2</sup>	5/27/2009	Preferred Stock <sup>2, 7</sup>	\$ 600,000
3	1/16/2009	Southern Bancorp, Inc.	Arkadelphia	AR	Preferred Stock	\$ 11,000,000	Par							
2	1/16/2009	Morrill Bancshares, Inc.	Merriam	KS	Preferred Stock w/ Exercised Warrants	\$ 13,000,000	Par							
2	1/16/2009	Treaty Oak Bancorp, Inc.	Austin	TX	Preferred Stock w/ Exercised Warrants	\$ 3,268,000	Par							
	1/23/2009	1st Source Corporation	South Bend	IN	Preferred Stock w/ Warrants	\$ 111,000,000	Par							
	1/23/2009	Princeton National Bancorp, Inc.	Princeton	IL	Preferred Stock w/ Warrants	\$ 25,083,000	Par							

Footnote	Purchase Date	Seller			Purchase Details			Capital Repayment Details		Treasury Investment Remaining After Capital Repayment		Final Disposition		
		Name of Institution	City	State	Investment Description	Investment Amount	Pricing Mechanism	Capital Repayment Date	Capital Repayment Amount <sup>6</sup>	Remaining Capital Amount	Remaining Investment Description	Final Disposition Date	Disposition Investment Description	Final Disposition Proceeds
	1/23/2009	AB&T Financial Corporation	Gastonia	NC	Preferred Stock w/ Warrants	\$ 3,500,000	Par							
	1/23/2009	First Citizens Banc Corp	Sandusky	OH	Preferred Stock w/ Warrants	\$ 23,184,000	Par							
	1/23/2009	WSFS Financial Corporation	Wilmington	DE	Preferred Stock w/ Warrants	\$ 52,625,000	Par							
2	1/23/2009	Commonwealth Business Bank	Los Angeles	CA	Preferred Stock w/ Exercised Warrants	\$ 7,701,000	Par							
2	1/23/2009	Seaside National Bank & Trust	Orlando	FL	Preferred Stock w/ Exercised Warrants	\$ 5,677,000	Par							
2	1/23/2009	CalWest Bancorp	Rancho Santa Margarita	CA	Preferred Stock w/ Exercised Warrants	\$ 4,656,000	Par							
2	1/23/2009	Fresno First Bank	Fresno	CA	Preferred Stock w/ Exercised Warrants	\$ 1,968,000	Par							
2	1/23/2009	First ULB Corp.	Oakland	CA	Preferred Stock w/ Exercised Warrants	\$ 4,900,000	Par	4/22/2009 <sup>4</sup>	\$ 4,900,000	\$ 0	Preferred Stock <sup>2</sup>	4/22/2009	Preferred Stock <sup>2,7</sup>	\$ 245,000
2	1/23/2009	Alarion Financial Services, Inc.	Ocala	FL	Preferred Stock w/ Exercised Warrants	\$ 6,514,000	Par							
2	1/23/2009	Midland States Bancorp, Inc.	Effingham	IL	Preferred Stock w/ Exercised Warrants	\$ 10,189,000	Par							
2	1/23/2009	Moscow Bancshares, Inc.	Moscow	TN	Preferred Stock w/ Exercised Warrants	\$ 6,216,000	Par							
2	1/23/2009	Farmers Bank	Windsor	VA	Preferred Stock w/ Exercised Warrants	\$ 8,752,000	Par							
2	1/23/2009	California Oaks State Bank	Thousand Oaks	CA	Preferred Stock w/ Exercised Warrants	\$ 3,300,000	Par							
2	1/23/2009	Pierce County Bancorp	Tacoma	WA	Preferred Stock w/ Exercised Warrants	\$ 6,800,000	Par							
2	1/23/2009	Calvert Financial Corporation	Ashland	MO	Preferred Stock w/ Exercised Warrants	\$ 1,037,000	Par							
2	1/23/2009	Liberty Bancshares, Inc.	Jonesboro	AR	Preferred Stock w/ Exercised Warrants	\$ 57,500,000	Par							
2	1/23/2009	Crosstown Holding Company	Blaine	MN	Preferred Stock w/ Exercised Warrants	\$ 10,650,000	Par							
2	1/23/2009	BankFirst Capital Corporation	Macon	MS	Preferred Stock w/ Exercised Warrants	\$ 15,500,000	Par							
2	1/23/2009	Southern Illinois Bancorp, Inc.	Carmi	IL	Preferred Stock w/ Exercised Warrants	\$ 5,000,000	Par							
2	1/23/2009	FPB Financial Corp.	Hammond	LA	Preferred Stock w/ Exercised Warrants	\$ 3,240,000	Par							
2	1/23/2009	Stonebridge Financial Corp.	West Chester	PA	Preferred Stock w/ Exercised Warrants	\$ 10,973,000	Par							
	1/30/2009	Peoples Bancorp Inc.	Marietta	OH	Preferred Stock w/ Warrants	\$ 39,000,000	Par							
	1/30/2009	Anchor Bancorp Wisconsin Inc.	Madison	WI	Preferred Stock w/ Warrants	\$ 110,000,000	Par							
	1/30/2009	Parke Bancorp, Inc.	Sewell	NJ	Preferred Stock w/ Warrants	\$ 16,288,000	Par							
	1/30/2009	Central Virginia Bankshares, Inc.	Powhatan	VA	Preferred Stock w/ Warrants	\$ 11,385,000	Par							
	1/30/2009	Flagstar Bancorp, Inc.	Troy	MI	Preferred Stock w/ Warrants	\$ 266,657,000	Par							
	1/30/2009	Middleburg Financial Corporation	Middleburg	VA	Preferred Stock w/ Warrants	\$ 22,000,000	Par							
	1/30/2009	Peninsula Bank Holding Co.	Palo Alto	CA	Preferred Stock w/ Warrants	\$ 6,000,000	Par							
	1/30/2009	PrivateBancorp, Inc.	Chicago	IL	Preferred Stock w/ Warrants	\$ 243,815,000	Par							
	1/30/2009	Central Valley Community Bancorp	Fresno	CA	Preferred Stock w/ Warrants	\$ 7,000,000	Par							
	1/30/2009	Plumas Bancorp	Quincy	CA	Preferred Stock w/ Warrants	\$ 11,949,000	Par							
	1/30/2009	Stewardship Financial Corporation	Midland Park	NJ	Preferred Stock w/ Warrants	\$ 10,000,000	Par							
	1/30/2009	Oak Ridge Financial Services, Inc.	Oak Ridge	NC	Preferred Stock w/ Warrants	\$ 7,700,000	Par							
	1/30/2009	First United Corporation	Oakland	MD	Preferred Stock w/ Warrants	\$ 30,000,000	Par							
	1/30/2009	Community Partners Bancorp	Middletown	NJ	Preferred Stock w/ Warrants	\$ 9,000,000	Par							
	1/30/2009	Guaranty Federal Bancshares, Inc.	Springfield	MO	Preferred Stock w/ Warrants	\$ 17,000,000	Par							
	1/30/2009	Annapolis Bancorp, Inc.	Annapolis	MD	Preferred Stock w/ Warrants	\$ 8,152,000	Par							
	1/30/2009	DNB Financial Corporation	Downingtown	PA	Preferred Stock w/ Warrants	\$ 11,750,000	Par							
	1/30/2009	Firstbank Corporation	Alma	MI	Preferred Stock w/ Warrants	\$ 33,000,000	Par							
2	1/30/2009	Valley Commerce Bancorp	Visalia	CA	Preferred Stock w/ Exercised Warrants	\$ 7,700,000	Par							
2	1/30/2009	Greer Bancshares Incorporated	Greer	SC	Preferred Stock w/ Exercised Warrants	\$ 9,993,000	Par							
2	1/30/2009	Ojai Community Bank	Ojai	CA	Preferred Stock w/ Exercised Warrants	\$ 2,080,000	Par							
2	1/30/2009	Adbanc, Inc	Ogallala	NE	Preferred Stock w/ Exercised Warrants	\$ 12,720,000	Par							
2	1/30/2009	Beach Business Bank	Manhattan Beach	CA	Preferred Stock w/ Exercised Warrants	\$ 6,000,000	Par							
3	1/30/2009	Legacy Bancorp, Inc.	Milwaukee	WI	Preferred Stock	\$ 5,498,000	Par							
2	1/30/2009	First Southern Bancorp, Inc.	Boca Raton	FL	Preferred Stock w/ Exercised Warrants	\$ 10,900,000	Par							
2	1/30/2009	Country Bank Shares, Inc.	Milford	NE	Preferred Stock w/ Exercised Warrants	\$ 7,525,000	Par							
2	1/30/2009	Katahdin Bankshares Corp.	Houlton	ME	Preferred Stock w/ Exercised Warrants	\$ 10,449,000	Par							
2	1/30/2009	Rogers Bancshares, Inc.	Little Rock	AR	Preferred Stock w/ Exercised Warrants	\$ 25,000,000	Par							
2	1/30/2009	UBT Bancshares, Inc.	Marysville	KS	Preferred Stock w/ Exercised Warrants	\$ 8,950,000	Par							

Footnote	Purchase Date	Seller			Purchase Details			Capital Repayment Details		Treasury Investment Remaining After Capital Repayment		Final Disposition		
		Name of Institution	City	State	Investment Description	Investment Amount	Pricing Mechanism	Capital Repayment Date	Capital Repayment Amount <sup>6</sup>	Remaining Capital Amount	Remaining Investment Description	Final Disposition Date	Disposition Investment Description	Final Disposition Proceeds
2	1/30/2009	Bankers' Bank of the West Bancorp, Inc.	Denver	CO	Preferred Stock w/ Exercised Warrants	\$ 12,639,000	Par							
2	1/30/2009	W.T.B. Financial Corporation	Spokane	WA	Preferred Stock w/ Exercised Warrants	\$ 110,000,000	Par							
2	1/30/2009	AMB Financial Corp.	Munster	IN	Preferred Stock w/ Exercised Warrants	\$ 3,674,000	Par							
2	1/30/2009	Goldwater Bank, N.A.	Scottsdale	AZ	Preferred Stock w/ Exercised Warrants	\$ 2,568,000	Par							
2	1/30/2009	Equity Bancshares, Inc.	Wichita	KS	Preferred Stock w/ Exercised Warrants	\$ 8,750,000	Par							
2	1/30/2009	WashingtonFirst Bank	Reston	VA	Preferred Stock w/ Exercised Warrants	\$ 6,633,000	Par							
2	1/30/2009	Central Bancshares, Inc.	Houston	TX	Preferred Stock w/ Exercised Warrants	\$ 5,800,000	Par							
2	1/30/2009	Hilltop Community Bancorp, Inc.	Summit	NJ	Preferred Stock w/ Exercised Warrants	\$ 4,000,000	Par							
2	1/30/2009	Northway Financial, Inc.	Berlin	NH	Preferred Stock w/ Exercised Warrants	\$ 10,000,000	Par							
2	1/30/2009	Monument Bank	Bethesda	MD	Preferred Stock w/ Exercised Warrants	\$ 4,734,000	Par							
2	1/30/2009	Metro City Bank	Doraville	GA	Preferred Stock w/ Exercised Warrants	\$ 7,700,000	Par							
2	1/30/2009	F & M Bancshares, Inc.	Trezevant	TN	Preferred Stock w/ Exercised Warrants	\$ 4,609,000	Par							
2	1/30/2009	First Resource Bank	Exton	PA	Preferred Stock w/ Exercised Warrants	\$ 2,600,000	Par							
	2/6/2009	MidWestOne Financial Group, Inc.	Iowa City	IA	Preferred Stock w/ Warrants	\$ 16,000,000	Par							
	2/6/2009	Lakeland Bancorp, Inc.	Oak Ridge	NJ	Preferred Stock w/ Warrants	\$ 59,000,000	Par							
	2/6/2009	Monarch Community Bancorp, Inc.	Coldwater	MI	Preferred Stock w/ Warrants	\$ 6,785,000	Par							
	2/6/2009	The First Bancshares, Inc.	Hattiesburg	MS	Preferred Stock w/ Warrants	\$ 5,000,000	Par							
	2/6/2009	Carolina Trust Bank	Lincolnton	NC	Preferred Stock w/ Warrants	\$ 4,000,000	Par							
	2/6/2009	Alaska Pacific Bancshares, Inc.	Juneau	AK	Preferred Stock w/ Warrants	\$ 4,781,000	Par							
3	2/6/2009	PGB Holdings, Inc.	Chicago	IL	Preferred Stock	\$ 3,000,000	Par							
2	2/6/2009	The Freeport State Bank	Harper	KS	Preferred Stock w/ Exercised Warrants	\$ 301,000	Par							
2	2/6/2009	Stockmens Financial Corporation	Rapid City	SD	Preferred Stock w/ Exercised Warrants	\$ 15,568,000	Par							
2	2/6/2009	US Metro Bank	Garden Grove	CA	Preferred Stock w/ Exercised Warrants	\$ 2,861,000	Par							
2	2/6/2009	First Express of Nebraska, Inc.	Gering	NE	Preferred Stock w/ Exercised Warrants	\$ 5,000,000	Par							
2	2/6/2009	Mercantile Capital Corp.	Boston	MA	Preferred Stock w/ Exercised Warrants	\$ 3,500,000	Par							
2	2/6/2009	Citizens Commerce Bancshares, Inc.	Versailles	KY	Preferred Stock w/ Exercised Warrants	\$ 6,300,000	Par							
3	2/6/2009	Liberty Financial Services, Inc.	New Orleans	LA	Preferred Stock	\$ 5,645,000	Par							
2	2/6/2009	Lone Star Bank	Houston	TX	Preferred Stock w/ Exercised Warrants	\$ 3,072,000	Par							
2	2/6/2009	First Market Bank, FSB	Richmond	VA	Preferred Stock w/ Exercised Warrants	\$ 33,900,000	Par							
2	2/6/2009	Banner County Ban Corporation	Harrisburg	NE	Preferred Stock w/ Exercised Warrants	\$ 795,000	Par							
2	2/6/2009	Centrix Bank & Trust	Bedford	NH	Preferred Stock w/ Exercised Warrants	\$ 7,500,000	Par							
2	2/6/2009	Todd Bancshares, Inc.	Hopkinsville	KY	Preferred Stock w/ Exercised Warrants	\$ 4,000,000	Par							
2	2/6/2009	Georgia Commerce Bancshares, Inc.	Atlanta	GA	Preferred Stock w/ Exercised Warrants	\$ 8,700,000	Par							
2	2/6/2009	First Bank of Charleston, Inc.	Charleston	WV	Preferred Stock w/ Exercised Warrants	\$ 3,345,000	Par							
2	2/6/2009	F & M Financial Corporation	Salisbury	NC	Preferred Stock w/ Exercised Warrants	\$ 17,000,000	Par							
2	2/6/2009	The Bank of Currituck	Moyock	NC	Preferred Stock w/ Exercised Warrants	\$ 4,021,000	Par							
2	2/6/2009	CedarStone Bank	Lebanon	TN	Preferred Stock w/ Exercised Warrants	\$ 3,564,000	Par							
2	2/6/2009	Community Holding Company of Florida, Inc.	Miramar Beach	FL	Preferred Stock w/ Exercised Warrants	\$ 1,050,000	Par							
2	2/6/2009	Hyperion Bank	Philadelphia	PA	Preferred Stock w/ Exercised Warrants	\$ 1,552,000	Par							
2	2/6/2009	Pascack Community Bank	Westwood	NJ	Preferred Stock w/ Exercised Warrants	\$ 3,756,000	Par							
2	2/6/2009	First Western Financial, Inc.	Denver	CO	Preferred Stock w/ Exercised Warrants	\$ 8,559,000	Par							
	2/13/2009	QCR Holdings, Inc.	Moline	IL	Preferred Stock w/ Warrants	\$ 38,237,000	Par							
	2/13/2009	Westamerica Bancorporation	San Rafael	CA	Preferred Stock w/ Warrants	\$ 83,726,000	Par							
	2/13/2009	The Bank of Kentucky Financial Corporation	Crestview Hills	KY	Preferred Stock w/ Warrants	\$ 34,000,000	Par							
	2/13/2009	PremierWest Bancorp	Medford	OR	Preferred Stock w/ Warrants	\$ 41,400,000	Par							
	2/13/2009	Carrollton Bancorp	Baltimore	MD	Preferred Stock w/ Warrants	\$ 9,201,000	Par							
	2/13/2009	FNB United Corp.	Asheboro	NC	Preferred Stock w/ Warrants	\$ 51,500,000	Par							
2	2/13/2009	First Menasha Bancshares, Inc.	Neenah	WI	Preferred Stock w/ Exercised Warrants	\$ 4,797,000	Par							
2	2/13/2009	1st Enterprise Bank	Los Angeles	CA	Preferred Stock w/ Exercised Warrants	\$ 4,400,000	Par							
2	2/13/2009	DeSoto County Bank	Horn Lake	MS	Preferred Stock w/ Exercised Warrants	\$ 1,173,000	Par							
2	2/13/2009	Security Bancshares of Pulaski County, Inc.	Waynesville	MO	Preferred Stock w/ Exercised Warrants	\$ 2,152,000	Par							
2	2/13/2009	State Capital Corporation	Greenwood	MS	Preferred Stock w/ Exercised Warrants	\$ 15,000,000	Par							



Footnote	Purchase Date	Seller			Purchase Details			Capital Repayment Details		Treasury Investment Remaining After Capital Repayment		Final Disposition		
		Name of Institution	City	State	Investment Description	Investment Amount	Pricing Mechanism	Capital Repayment Date	Capital Repayment Amount <sup>6</sup>	Remaining Capital Amount	Remaining Investment Description	Final Disposition Date	Disposition Investment Description	Final Disposition Proceeds
2	2/13/2009	BankGreenville	Greenville	SC	Preferred Stock w/ Exercised Warrants	\$ 1,000,000	Par							
2	2/13/2009	Corning Savings and Loan Association	Corning	AR	Preferred Stock w/ Exercised Warrants	\$ 638,000	Par							
2	2/13/2009	Financial Security Corporation	Basin	WY	Preferred Stock w/ Exercised Warrants	\$ 5,000,000	Par							
2	2/13/2009	ColoEast Bancshares, Inc.	Lamar	CO	Preferred Stock w/ Exercised Warrants	\$ 10,000,000	Par							
2	2/13/2009	Santa Clara Valley Bank, N.A.	Santa Paula	CA	Preferred Stock w/ Exercised Warrants	\$ 2,900,000	Par							
2	2/13/2009	Reliance Bancshares, Inc.	Frontenac	MO	Preferred Stock w/ Exercised Warrants	\$ 40,000,000	Par							
2	2/13/2009	Regional Bankshares, Inc.	Hartsville	SC	Preferred Stock w/ Exercised Warrants	\$ 1,500,000	Par							
2	2/13/2009	Peoples Bancorp	Lynden	WA	Preferred Stock w/ Exercised Warrants	\$ 18,000,000	Par							
2	2/13/2009	First Choice Bank	Cerritos	CA	Preferred Stock w/ Exercised Warrants	\$ 2,200,000	Par							
2	2/13/2009	Gregg Bancshares, Inc.	Ozark	MO	Preferred Stock w/ Exercised Warrants	\$ 825,000	Par							
2	2/13/2009	Hometown Bancshares, Inc.	Corbin	KY	Preferred Stock w/ Exercised Warrants	\$ 1,900,000	Par							
2	2/13/2009	Midwest Regional Bancorp, Inc.	Festus	MO	Preferred Stock w/ Exercised Warrants	\$ 700,000	Par							
2	2/13/2009	Bern Bancshares, Inc.	Bern	KS	Preferred Stock w/ Exercised Warrants	\$ 985,000	Par							
2	2/13/2009	Northwest Bancorporation, Inc.	Spokane	WA	Preferred Stock w/ Exercised Warrants	\$ 10,500,000	Par							
2	2/13/2009	Liberty Bancshares, Inc.	Springfield	MO	Preferred Stock w/ Exercised Warrants	\$ 21,900,000	Par							
2	2/13/2009	F&M Financial Corporation	Clarksville	TN	Preferred Stock w/ Exercised Warrants	\$ 17,243,000	Par							
2	2/13/2009	Meridian Bank	Devon	PA	Preferred Stock w/ Exercised Warrants	\$ 6,200,000	Par							
2	2/13/2009	Northwest Commercial Bank	Lakewood	WA	Preferred Stock w/ Exercised Warrants	\$ 1,992,000	Par							
	2/20/2009	Royal Bancshares of Pennsylvania, Inc.	Narberth	PA	Preferred Stock w/ Warrants	\$ 30,407,000	Par							
	2/20/2009	First Merchants Corporation	Muncie	IN	Preferred Stock w/ Warrants	\$ 116,000,000	Par							
	2/20/2009	Northern States Financial Corporation	Waukegan	IL	Preferred Stock w/ Warrants	\$ 17,211,000	Par							
2	2/20/2009	Sonoma Valley Bancorp	Sonoma	CA	Preferred Stock w/ Exercised Warrants	\$ 8,653,000	Par							
2	2/20/2009	Guaranty Bancorp, Inc.	Woodsville	NH	Preferred Stock w/ Exercised Warrants	\$ 6,920,000	Par							
2	2/20/2009	The Private Bank of California	Los Angeles	CA	Preferred Stock w/ Exercised Warrants	\$ 5,450,000	Par							
2	2/20/2009	Lafayette Bancorp, Inc.	Oxford	MS	Preferred Stock w/ Exercised Warrants	\$ 1,998,000	Par							
2	2/20/2009	Liberty Shares, Inc.	Hinesville	GA	Preferred Stock w/ Exercised Warrants	\$ 17,280,000	Par							
2	2/20/2009	White River Bancshares Company	Fayetteville	AR	Preferred Stock w/ Exercised Warrants	\$ 16,800,000	Par							
2	2/20/2009	United American Bank	San Mateo	CA	Preferred Stock w/ Exercised Warrants	\$ 8,700,000	Par							
2	2/20/2009	Crazy Woman Creek Bancorp, Inc.	Buffalo	WY	Preferred Stock w/ Exercised Warrants	\$ 3,100,000	Par							
2	2/20/2009	First Priority Financial Corp.	Malvern	PA	Preferred Stock w/ Exercised Warrants	\$ 4,579,000	Par							
2	2/20/2009	Mid-Wisconsin Financial Services, Inc.	Medford	WI	Preferred Stock w/ Exercised Warrants	\$ 10,000,000	Par							
2	2/20/2009	Market Bancorporation, Inc.	New Market	MN	Preferred Stock w/ Exercised Warrants	\$ 2,060,000	Par							
2	2/20/2009	Hometown Bancorp of Alabama, Inc.	Oneonta	AL	Preferred Stock w/ Exercised Warrants	\$ 3,250,000	Par							
2	2/20/2009	Security State Bancshares, Inc.	Charleston	MO	Preferred Stock w/ Exercised Warrants	\$ 12,500,000	Par							
2	2/20/2009	CBB Bancorp	Cartersville	GA	Preferred Stock w/ Exercised Warrants	\$ 2,644,000	Par							
2	2/20/2009	BancPlus Corporation	Ridgeland	MS	Preferred Stock w/ Exercised Warrants	\$ 48,000,000	Par							
2	2/20/2009	Central Community Corporation	Temple	TX	Preferred Stock w/ Exercised Warrants	\$ 22,000,000	Par							
2	2/20/2009	First BancTrust Corporation	Paris	IL	Preferred Stock w/ Exercised Warrants	\$ 7,350,000	Par							
2	2/20/2009	Premier Service Bank	Riverside	CA	Preferred Stock w/ Exercised Warrants	\$ 4,000,000	Par							
2	2/20/2009	Florida Business BancGroup, Inc.	Tampa	FL	Preferred Stock w/ Exercised Warrants	\$ 9,495,000	Par							
2	2/20/2009	Hamilton State Bancshares	Hoschton	GA	Preferred Stock w/ Exercised Warrants	\$ 7,000,000	Par							
	2/27/2009	Lakeland Financial Corporation	Warsaw	IN	Preferred Stock w/ Warrants	\$ 56,044,000	Par							
	2/27/2009	First M&F Corporation	Kosciusko	MS	Preferred Stock w/ Warrants	\$ 30,000,000	Par							
	2/27/2009	Southern First Bancshares, Inc.	Greenville	SC	Preferred Stock w/ Warrants	\$ 17,299,000	Par							
	2/27/2009	Integra Bank Corporation	Evansville	IN	Preferred Stock w/ Warrants	\$ 83,586,000	Par							
2	2/27/2009	Community First Inc.	Columbia	TN	Preferred Stock w/ Exercised Warrants	\$ 17,806,000	Par							
2	2/27/2009	BNC Financial Group, Inc.	New Canaan	CT	Preferred Stock w/ Exercised Warrants	\$ 4,797,000	Par							
2	2/27/2009	California Bank of Commerce	Lafayette	CA	Preferred Stock w/ Exercised Warrants	\$ 4,000,000	Par							
2	2/27/2009	Columbine Capital Corp.	Buena Vista	CO	Preferred Stock w/ Exercised Warrants	\$ 2,260,000	Par							
2	2/27/2009	National Bancshares, Inc.	Bettendorf	IA	Preferred Stock w/ Exercised Warrants	\$ 24,664,000	Par							
2	2/27/2009	First State Bank of Mobeetie	Mobeetie	TX	Preferred Stock w/ Exercised Warrants	\$ 731,000	Par							
2	2/27/2009	Ridgestone Financial Services, Inc.	Brookfield	WI	Preferred Stock w/ Exercised Warrants	\$ 10,900,000	Par							

Footnote	Purchase Date	Seller			Purchase Details			Capital Repayment Details		Treasury Investment Remaining After Capital Repayment		Final Disposition		
		Name of Institution	City	State	Investment Description	Investment Amount	Pricing Mechanism	Capital Repayment Date	Capital Repayment Amount <sup>6</sup>	Remaining Capital Amount	Remaining Investment Description	Final Disposition Date	Disposition Investment Description	Final Disposition Proceeds
2	2/27/2009	Community Business Bank	West Sacramento	CA	Preferred Stock w/ Exercised Warrants	\$ 3,976,000	Par							
2	2/27/2009	D.L. Evans Bancorp	Burley	ID	Preferred Stock w/ Exercised Warrants	\$ 19,891,000	Par							
2	2/27/2009	TriState Capital Holdings, Inc.	Pittsburgh	PA	Preferred Stock w/ Exercised Warrants	\$ 23,000,000	Par							
2	2/27/2009	Green City Bancshares, Inc.	Green City	MO	Preferred Stock w/ Exercised Warrants	\$ 651,000	Par							
2	2/27/2009	First Gothenburg Bancshares, Inc.	Gothenburg	NE	Preferred Stock w/ Exercised Warrants	\$ 7,570,000	Par							
2	2/27/2009	Green Circle Investments, Inc.	Clive	IA	Preferred Stock w/ Exercised Warrants	\$ 2,400,000	Par							
2	2/27/2009	Private Bancorporation, Inc.	Minneapolis	MN	Preferred Stock w/ Exercised Warrants	\$ 4,960,000	Par							
2	2/27/2009	Regent Capital Corporation	Nowata	OK	Preferred Stock w/ Exercised Warrants	\$ 2,655,000	Par							
2	2/27/2009	Central Bancorp, Inc.	Garland	TX	Preferred Stock w/ Exercised Warrants	\$ 22,500,000	Par							
2	2/27/2009	Medallion Bank	Salt Lake City	UT	Preferred Stock w/ Exercised Warrants	\$ 11,800,000	Par							
2	2/27/2009	PSB Financial Corporation	Many	LA	Preferred Stock w/ Exercised Warrants	\$ 9,270,000	Par							
2	2/27/2009	Avenue Financial Holdings, Inc.	Nashville	TN	Preferred Stock w/ Exercised Warrants	\$ 7,400,000	Par							
2	2/27/2009	Howard Bancorp, Inc.	Ellicott City	MD	Preferred Stock w/ Exercised Warrants	\$ 5,983,000	Par							
2	2/27/2009	FNB Bancorp	South San Francisco	CA	Preferred Stock w/ Exercised Warrants	\$ 12,000,000	Par							
2	2/27/2009	The Victory Bank	Limerick	PA	Preferred Stock w/ Exercised Warrants	\$ 541,000	Par							
2	2/27/2009	Catskill Hudson Bancorp, Inc	Rock Hill	NY	Preferred Stock w/ Exercised Warrants	\$ 3,000,000	Par							
2	2/27/2009	Midtown Bank & Trust Company	Atlanta	GA	Preferred Stock w/ Exercised Warrants	\$ 5,222,000	Par							
	3/6/2009	HCSB Financial Corporation	Loris	SC	Preferred Stock w/ Warrants	\$ 12,895,000	Par							
	3/6/2009	First Busey Corporation	Urbana	IL	Preferred Stock w/ Warrants	\$ 100,000,000	Par							
	3/6/2009	First Federal Bancshares of Arkansas, Inc.	Harrison	AR	Preferred Stock w/ Warrants	\$ 16,500,000	Par							
3	3/6/2009	Citizens Bancshares Corporation	Atlanta	GA	Preferred Stock	\$ 7,462,000	Par							
2	3/6/2009	ICB Financial	Ontario	CA	Preferred Stock w/ Exercised Warrants	\$ 6,000,000	Par							
2	3/6/2009	First Texas BHC, Inc.	Fort Worth	TX	Preferred Stock w/ Exercised Warrants	\$ 13,533,000	Par							
2	3/6/2009	Farmers & Merchants Bancshares, Inc.	Houston	TX	Preferred Stock w/ Exercised Warrants	\$ 11,000,000	Par							
2	3/6/2009	Blue Ridge Bancshares, Inc.	Independence	MO	Preferred Stock w/ Exercised Warrants	\$ 12,000,000	Par							
2	3/6/2009	First Reliance Bancshares, Inc.	Florence	SC	Preferred Stock w/ Exercised Warrants	\$ 15,349,000	Par							
2	3/6/2009	Merchants and Planters Bancshares, Inc.	Toone	TN	Preferred Stock w/ Exercised Warrants	\$ 1,881,000	Par							
2	3/6/2009	First Southwest Bancorporation, Inc.	Alamosa	CO	Preferred Stock w/ Exercised Warrants	\$ 5,500,000	Par							
2	3/6/2009	Germantown Capital Corporation, Inc.	Germantown	TN	Preferred Stock w/ Exercised Warrants	\$ 4,967,000	Par							
2	3/6/2009	BOH Holdings, Inc.	Houston	TX	Preferred Stock w/ Exercised Warrants	\$ 10,000,000	Par							
2	3/6/2009	AmeriBank Holding Company	Collinsville	OK	Preferred Stock w/ Exercised Warrants	\$ 2,492,000	Par							
2	3/6/2009	Highlands Independent Bancshares, Inc.	Sebring	FL	Preferred Stock w/ Exercised Warrants	\$ 6,700,000	Par							
2	3/6/2009	Pinnacle Bank Holding Company, Inc.	Orange City	FL	Preferred Stock w/ Exercised Warrants	\$ 4,389,000	Par							
2	3/6/2009	Blue River Bancshares, Inc.	Shelbyville	IN	Preferred Stock w/ Exercised Warrants	\$ 5,000,000	Par							
2	3/6/2009	Marine Bank & Trust Company	Vero Beach	FL	Preferred Stock w/ Exercised Warrants	\$ 3,000,000	Par							
2	3/6/2009	Community Bancshares of Kansas, Inc.	Goff	KS	Preferred Stock w/ Exercised Warrants	\$ 500,000	Par							
2	3/6/2009	Regent Bancorp, Inc.	Davie	FL	Preferred Stock w/ Exercised Warrants	\$ 9,982,000	Par							
2	3/6/2009	Park Bancorporation, Inc.	Madison	WI	Preferred Stock w/ Exercised Warrants	\$ 23,200,000	Par							
2	3/6/2009	PeoplesSouth Bancshares, Inc.	Colquitt	GA	Preferred Stock w/ Exercised Warrants	\$ 12,325,000	Par							
	3/13/2009	First Place Financial Corp.	Warren	OH	Preferred Stock w/ Warrants	\$ 72,927,000	Par							
	3/13/2009	Salisbury Bancorp, Inc.	Lakeville	CT	Preferred Stock w/ Warrants	\$ 8,816,000	Par							
	3/13/2009	First Northern Community Bancorp	Dixon	CA	Preferred Stock w/ Warrants	\$ 17,390,000	Par							
	3/13/2009	Discover Financial Services	Riverwoods	IL	Preferred Stock w/ Warrants	\$ 1,224,558,000	Par							
	3/13/2009	Provident Community Bancshares, Inc.	Rock Hill	SC	Preferred Stock w/ Warrants	\$ 9,266,000	Par							
3	3/13/2009	First American International Corp.	Brooklyn	NY	Preferred Stock	\$ 17,000,000	Par							
2	3/13/2009	BancIndependent, Inc.	Sheffield	AL	Preferred Stock w/ Exercised Warrants	\$ 21,100,000	Par							
2	3/13/2009	Haviland Bancshares, Inc.	Haviland	KS	Preferred Stock w/ Exercised Warrants	\$ 425,000	Par							
2	3/13/2009	1st United Bancorp, Inc.	Boca Raton	FL	Preferred Stock w/ Exercised Warrants	\$ 10,000,000	Par							
2	3/13/2009	Madison Financial Corporation	Richmond	KY	Preferred Stock w/ Exercised Warrants	\$ 3,370,000	Par							
2	3/13/2009	First National Corporation	Strasburg	VA	Preferred Stock w/ Exercised Warrants	\$ 13,900,000	Par							
2	3/13/2009	St. Johns Bancshares, Inc.	St. Louis	MO	Preferred Stock w/ Exercised Warrants	\$ 3,000,000	Par							

Footnote	Purchase Date	Seller			Purchase Details			Capital Repayment Details		Treasury Investment Remaining After Capital Repayment		Final Disposition		
		Name of Institution	City	State	Investment Description	Investment Amount	Pricing Mechanism	Capital Repayment Date	Capital Repayment Amount <sup>6</sup>	Remaining Capital Amount	Remaining Investment Description	Final Disposition Date	Disposition Investment Description	Final Disposition Proceeds
2	3/13/2009	Blackhawk Bancorp, Inc.	Beloit	WI	Preferred Stock w/ Exercised Warrants	\$ 10,000,000	Par							
2	3/13/2009	IBW Financial Corporation	Washington	DC	Preferred Stock w/ Exercised Warrants	\$ 6,000,000	Par							
2	3/13/2009	Butler Point, Inc.	Catlin	IL	Preferred Stock w/ Exercised Warrants	\$ 607,000	Par							
2	3/13/2009	Bank of George	Las Vegas	NV	Preferred Stock w/ Exercised Warrants	\$ 2,672,000	Par							
2	3/13/2009	Moneytree Corporation	Lenoir City	TN	Preferred Stock w/ Exercised Warrants	\$ 9,516,000	Par							
2	3/13/2009	Sovereign Bancshares, Inc.	Dallas	TX	Preferred Stock w/ Exercised Warrants	\$ 18,215,000	Par							
2	3/13/2009	First Intercontinental Bank	Doraville	GA	Preferred Stock w/ Exercised Warrants	\$ 6,398,000	Par							
	3/20/2009	Heritage Oaks Bancorp	Paso Robles	CA	Preferred Stock w/ Warrants	\$ 21,000,000	Par							
2	3/20/2009	Community First Bancshares Inc.	Union City	TN	Preferred Stock w/ Exercised Warrants	\$ 20,000,000	Par							
2	3/20/2009	First NBC Bank Holding Company	New Orleans	LA	Preferred Stock w/ Exercised Warrants	\$ 17,836,000	Par							
2	3/20/2009	First Colebrook Bancorp, Inc.	Colebrook	NH	Preferred Stock w/ Exercised Warrants	\$ 4,500,000	Par							
2	3/20/2009	Kirksville Bancorp, Inc.	Kirksville	MO	Preferred Stock w/ Exercised Warrants	\$ 470,000	Par							
2	3/20/2009	Peoples Bancshares of TN, Inc	Madisonville	TN	Preferred Stock w/ Exercised Warrants	\$ 3,900,000	Par							
2	3/20/2009	Premier Bank Holding Company	Tallahassee	FL	Preferred Stock w/ Exercised Warrants	\$ 9,500,000	Par							
2	3/20/2009	Citizens Bank & Trust Company	Covington	LA	Preferred Stock w/ Exercised Warrants	\$ 2,400,000	Par							
2	3/20/2009	Farmers & Merchants Financial Corporation	Argonia	KS	Preferred Stock w/ Exercised Warrants	\$ 442,000	Par							
2	3/20/2009	Farmers State Bankshares, Inc.	Holton	KS	Preferred Stock w/ Exercised Warrants	\$ 700,000	Par							
2	3/27/2009	SBT Bancorp, Inc.	Simsbury	CT	Preferred Stock w/ Exercised Warrants	\$ 4,000,000	Par							
2	3/27/2009	CSRA Bank Corp.	Wrens	GA	Preferred Stock w/ Exercised Warrants	\$ 2,400,000	Par							
2	3/27/2009	Trinity Capital Corporation	Los Alamos	NM	Preferred Stock w/ Exercised Warrants	\$ 35,539,000	Par							
2	3/27/2009	Clover Community Bankshares, Inc.	Clover	SC	Preferred Stock w/ Exercised Warrants	\$ 3,000,000	Par							
2	3/27/2009	Pathway Bancorp	Cairo	NE	Preferred Stock w/ Exercised Warrants	\$ 3,727,000	Par							
2	3/27/2009	Colonial American Bank	West Conshohocken	PA	Preferred Stock w/ Exercised Warrants	\$ 574,000	Par							
2	3/27/2009	MS Financial, Inc.	Kingwood	TX	Preferred Stock w/ Exercised Warrants	\$ 7,723,000	Par							
2	3/27/2009	Triad Bancorp, Inc.	Frontenac	MO	Preferred Stock w/ Exercised Warrants	\$ 3,700,000	Par							
2	3/27/2009	Alpine Banks of Colorado	Glenwood Springs	CO	Preferred Stock w/ Exercised Warrants	\$ 70,000,000	Par							
2	3/27/2009	Naples Bancorp, Inc.	Naples	FL	Preferred Stock w/ Exercised Warrants	\$ 4,000,000	Par							
2	3/27/2009	CBS Banc-Corp.	Russellville	AL	Preferred Stock w/ Exercised Warrants	\$ 24,300,000	Par							
2	3/27/2009	IBT Bancorp, Inc.	Irving	TX	Preferred Stock w/ Exercised Warrants	\$ 2,295,000	Par							
2	3/27/2009	Spirit BankCorp, Inc.	Bristow	OK	Preferred Stock w/ Exercised Warrants	\$ 30,000,000	Par							
2	3/27/2009	Maryland Financial Bank	Towson	MD	Preferred Stock w/ Exercised Warrants	\$ 1,700,000	Par							
	4/3/2009	First Capital Bancorp, Inc.	Glen Ellen	VA	Preferred Stock w/ Warrants	\$ 10,958,000	Par							
2, 3	4/3/2009	Tri-State Bank of Memphis	Memphis	TN	Preferred Stock	\$ 2,795,000	Par							
2	4/3/2009	Fortune Financial Corporation	Arnold	MO	Preferred Stock w/ Exercised Warrants	\$ 3,100,000	Par							
2	4/3/2009	BancStar, Inc.	Festus	MO	Preferred Stock w/ Exercised Warrants	\$ 8,600,000	Par							
2	4/3/2009	Titonka Bancshares, Inc	Titonka	IA	Preferred Stock w/ Exercised Warrants	\$ 2,117,000	Par							
2	4/3/2009	Millennium Bancorp, Inc.	Edwards	CO	Preferred Stock w/ Exercised Warrants	\$ 7,260,000	Par							
2	4/3/2009	TriSummit Bank	Kingsport	TN	Preferred Stock w/ Exercised Warrants	\$ 2,765,000	Par							
2	4/3/2009	Prairie Star Bancshares, Inc.	Olathe	KS	Preferred Stock w/ Exercised Warrants	\$ 2,800,000	Par							
2	4/3/2009	Community First Bancshares, Inc.	Harrison	AR	Preferred Stock w/ Exercised Warrants	\$ 12,725,000	Par							
2	4/3/2009	BCB Holding Company, Inc.	Theodore	AL	Preferred Stock w/ Exercised Warrants	\$ 1,706,000	Par							
3	4/10/2009	City National Bancshares Corporation	Newark	NJ	Preferred Stock	\$ 9,439,000	Par							
2	4/10/2009	First Business Bank, N.A.	San Diego	CA	Preferred Stock w/ Exercised Warrants	\$ 2,211,000	Par							
2	4/10/2009	SV Financial, Inc.	Sterling	IL	Preferred Stock w/ Exercised Warrants	\$ 4,000,000	Par							
2	4/10/2009	Capital Commerce Bancorp, Inc.	Milwaukee	WI	Preferred Stock w/ Exercised Warrants	\$ 5,100,000	Par							
2	4/10/2009	Metropolitan Capital Bancorp, Inc.	Chicago	IL	Preferred Stock w/ Exercised Warrants	\$ 2,040,000	Par							
	4/17/2009	Bank of the Carolinas Corporation	Mocksville	NC	Preferred Stock w/ Warrants	\$ 13,179,000	Par							
2	4/17/2009	Penn Liberty Financial Corp.	Wayne	PA	Preferred Stock w/ Exercised Warrants	\$ 9,960,000	Par							
2	4/17/2009	Tifton Banking Company	Tifton	GA	Preferred Stock w/ Exercised Warrants	\$ 3,800,000	Par							
2	4/17/2009	Patterson Bancshares, Inc	Patterson	LA	Preferred Stock w/ Exercised Warrants	\$ 3,690,000	Par							
2	4/17/2009	BNB Financial Services Corporation	New York	NY	Preferred Stock w/ Exercised Warrants	\$ 7,500,000	Par							

Footnote	Purchase Date	Seller			Purchase Details			Capital Repayment Details		Treasury Investment Remaining After Capital Repayment		Final Disposition		
		Name of Institution	City	State	Investment Description	Investment Amount	Pricing Mechanism	Capital Repayment Date	Capital Repayment Amount <sup>6</sup>	Remaining Capital Amount	Remaining Investment Description	Final Disposition Date	Disposition Investment Description	Final Disposition Proceeds
2	4/17/2009	Omega Capital Corp.	Lakewood	CO	Preferred Stock w/ Exercised Warrants	\$ 2,816,000	Par							
	4/24/2009	Mackinac Financial Corporation	Manistique	MI	Preferred Stock w/ Warrants	\$ 11,000,000	Par							
2	4/24/2009	Birmingham Bloomfield Bancshares, Inc	Birmingham	MI	Preferred Stock w/ Exercised Warrants	\$ 1,635,000	Par							
2	4/24/2009	Vision Bank - Texas	Richardson	TX	Preferred Stock w/ Exercised Warrants	\$ 1,500,000	Par							
2	4/24/2009	Oregon Bancorp, Inc.	Salem	OR	Preferred Stock w/ Exercised Warrants	\$ 3,216,000	Par							
2	4/24/2009	Peoples Bancorporation, Inc.	Easley	SC	Preferred Stock w/ Exercised Warrants	\$ 12,660,000	Par							
2	4/24/2009	Indiana Bank Corp.	Dana	IN	Preferred Stock w/ Exercised Warrants	\$ 1,312,000	Par							
2	4/24/2009	Business Bancshares, Inc.	Clayton	MO	Preferred Stock w/ Exercised Warrants	\$ 15,000,000	Par							
2	4/24/2009	Standard Bancshares, Inc.	Hickory Hills	IL	Preferred Stock w/ Exercised Warrants	\$ 60,000,000	Par							
2	4/24/2009	York Traditions Bank	York	PA	Preferred Stock w/ Exercised Warrants	\$ 4,871,000	Par							
2	4/24/2009	Grand Capital Corporation	Tulsa	OK	Preferred Stock w/ Exercised Warrants	\$ 4,000,000	Par							
2	4/24/2009	Allied First Bancorp, Inc.	Oswego	IL	Preferred Stock w/ Exercised Warrants	\$ 3,652,000	Par							
8	4/24/2009	Frontier Bancshares, Inc.	Austin	TX	Subordinated Debentures w/ Exercised Warrants	\$ 3,000,000	Par							
	5/1/2009	Village Bank and Trust Financial Corp	Midlothian	VA	Preferred Stock w/ Warrants	\$ 14,738,000	Par							
2	5/1/2009	CenterBank	Milford	OH	Preferred Stock w/ Exercised Warrants	\$ 2,250,000	Par							
2	5/1/2009	Georgia Primary Bank	Atlanta	GA	Preferred Stock w/ Exercised Warrants	\$ 4,500,000	Par							
2	5/1/2009	Union Bank & Trust Company	Oxford	NC	Preferred Stock w/ Exercised Warrants	\$ 3,194,000	Par							
2	5/1/2009	HPK Financial Corporation	Chicago	IL	Preferred Stock w/ Exercised Warrants	\$ 4,000,000	Par							
8	5/1/2009	OSB Financial Services, Inc.	Orange	TX	Subordinated Debentures w/ Exercised Warrants	\$ 6,100,000	Par							
8	5/1/2009	Security State Bank Holding-Company	Jamestown	ND	Subordinated Debentures w/ Exercised Warrants	\$ 10,750,000	Par							
2	5/8/2009	Highlands State Bank	Vernon	NJ	Preferred Stock w/ Exercised Warrants	\$ 3,091,000	Par							
2	5/8/2009	One Georgia Bank	Atlanta	GA	Preferred Stock w/ Exercised Warrants	\$ 5,500,000	Par							
2	5/8/2009	Gateway Bancshares, Inc.	Ringgold	GA	Preferred Stock w/ Exercised Warrants	\$ 6,000,000	Par							
8	5/8/2009	Freeport Bancshares, Inc.	Freeport	IL	Subordinated Debentures w/ Exercised Warrants	\$ 3,000,000	Par							
8	5/8/2009	Investors Financial Corporation of Pettis County, Inc	Sedalia	MO	Subordinated Debentures w/ Exercised Warrants	\$ 4,000,000	Par							
8	5/8/2009	Sword Financial Corporation	Horicon	WI	Subordinated Debentures w/ Exercised Warrants	\$ 13,644,000	Par							
3, 8	5/8/2009	Premier Bancorp, Inc.	Wilmette	IL	Subordinated Debentures	\$ 6,784,000	Par							
	5/15/2009	Mercantile Bank Corporation	Grand Rapids	MI	Preferred Stock w/ Warrants	\$ 21,000,000	Par							
2	5/15/2009	Northern State Bank	Closter	NJ	Preferred Stock w/ Exercised Warrants	\$ 1,341,000	Par							
2	5/15/2009	Western Reserve Bancorp, Inc	Medina	OH	Preferred Stock w/ Exercised Warrants	\$ 4,700,000	Par							
2	5/15/2009	Community Financial Shares, Inc.	Glen Ellyn	IL	Preferred Stock w/ Exercised Warrants	\$ 6,970,000	Par							
2	5/15/2009	Worthington Financial Holdings, Inc.	Huntsville	AL	Preferred Stock w/ Exercised Warrants	\$ 2,720,000	Par							
2	5/15/2009	First Community Bancshares, Inc	Overland Park	KS	Preferred Stock w/ Exercised Warrants	\$ 14,800,000	Par							
2	5/15/2009	Southern Heritage Bancshares, Inc.	Cleveland	TN	Preferred Stock w/ Exercised Warrants	\$ 4,862,000	Par							
2	5/15/2009	Foresight Financial Group, Inc.	Rockford	IL	Preferred Stock w/ Exercised Warrants	\$ 15,000,000	Par							
3, 8	5/15/2009	IBC Bancorp, Inc.	Chicago	IL	Subordinated Debentures	\$ 4,205,000	Par							
8	5/15/2009	Boscobel Bancorp, Inc	Boscobel	WI	Subordinated Debentures w/ Exercised Warrants	\$ 5,586,000	Par							
8	5/15/2009	Brogan Bankshares, Inc.	Kaukauna	WI	Subordinated Debentures w/ Exercised Warrants	\$ 2,400,000	Par							
8	5/15/2009	Riverside Bancshares, Inc.	Little Rock	AR	Subordinated Debentures w/ Exercised Warrants	\$ 1,100,000	Par							
8	5/15/2009	Deerfield Financial Corporation	Deerfield	WI	Subordinated Debentures w/ Exercised Warrants	\$ 2,639,000	Par							
8	5/15/2009	Market Street Bancshares, Inc.	Mt. Vernon	IL	Subordinated Debentures w/ Exercised Warrants	\$ 20,300,000	Par							
2	5/22/2009	The Landrum Company	Columbia	MO	Preferred Stock w/ Exercised Warrants	\$ 15,000,000	Par							
2	5/22/2009	First Advantage Bancshares Inc.	Coon Rapids	MN	Preferred Stock w/ Exercised Warrants	\$ 1,177,000	Par							
2	5/22/2009	Fort Lee Federal Savings Bank	Fort Lee	NJ	Preferred Stock w/ Exercised Warrants	\$ 1,300,000	Par							

Footnote	Purchase Date	Seller			Purchase Details			Capital Repayment Details		Treasury Investment Remaining After Capital Repayment		Final Disposition		
		Name of Institution	City	State	Investment Description	Investment Amount	Pricing Mechanism	Capital Repayment Date	Capital Repayment Amount <sup>6</sup>	Remaining Capital Amount	Remaining Investment Description	Final Disposition Date	Disposition Investment Description	Final Disposition Proceeds
2	5/22/2009	Blackridge Financial, Inc.	Fargo	ND	Preferred Stock w/ Exercised Warrants	\$ 5,000,000	Par							
2	5/22/2009	Illinois State Bancorp, Inc.	Chicago	IL	Preferred Stock w/ Exercised Warrants	\$ 6,272,000	Par							
2	5/22/2009	Universal Bancorp	Bloomfield	IN	Preferred Stock w/ Exercised Warrants	\$ 9,900,000	Par							
2	5/22/2009	Franklin Bancorp, Inc.	Washington	MO	Preferred Stock w/ Exercised Warrants	\$ 5,097,000	Par							
8	5/22/2009	Commonwealth Bancshares, Inc.	Louisville	KY	Subordinated Debentures w/ Exercised Warrants	\$ 20,400,000	Par							
8	5/22/2009	Premier Financial Corp	Dubuque	IA	Subordinated Debentures w/ Exercised Warrants	\$ 6,349,000	Par							
8	5/22/2009	F & C Bancorp, Inc.	Holden	MO	Subordinated Debentures w/ Exercised Warrants	\$ 2,993,000	Par							
8	5/22/2009	Diamond Bancorp, Inc.	Washington	MO	Subordinated Debentures w/ Exercised Warrants	\$ 20,445,000	Par							
8	5/22/2009	United Bank Corporation	Barnesville	GA	Subordinated Debentures w/ Exercised Warrants	\$ 14,400,000	Par							
	5/29/2009	Community Bank Shares of Indiana, Inc.	New Albany	IN	Preferred Stock w/ Warrants	\$ 19,468,000	Par							
2	5/29/2009	American Premier Bancorp	Arcadia	CA	Preferred Stock w/ Exercised Warrants	\$ 1,800,000	Par							
2	5/29/2009	CB Holding Corp.	Aledo	IL	Preferred Stock w/ Exercised Warrants	\$ 4,114,000	Par							
2	5/29/2009	Citizens Bancshares Co.	Chillicothe	MO	Preferred Stock w/ Exercised Warrants	\$ 24,990,000	Par							
2	5/29/2009	Grand Mountain Bancshares, Inc.	Granby	CO	Preferred Stock w/ Exercised Warrants	\$ 3,076,000	Par							
2	5/29/2009	Two Rivers Financial Group	Burlington	IA	Preferred Stock w/ Exercised Warrants	\$ 12,000,000	Par							
8	5/29/2009	Fidelity Bancorp, Inc	Baton Rouge	LA	Subordinated Debentures w/ Exercised Warrants	\$ 3,942,000	Par							
8	5/29/2009	Chambers Bancshares, Inc.	Danville	AR	Subordinated Debentures w/ Exercised Warrants	\$ 19,817,000	Par							
2	6/5/2009	Covenant Financial Corporation	Clarksdale	MS	Preferred Stock w/ Exercised Warrants	\$ 5,000,000	Par							
8	6/5/2009	First Trust Corporation	New Orleans	LA	Subordinated Debentures w/ Exercised Warrants	\$ 17,969,000	Par							
8, 10	6/5/2009	OneFinancial Corporation	Little Rock	AR	Subordinated Debentures w/ Exercised Warrants	\$ 17,300,000	Par							
2	6/12/2009	Berkshire Bancorp, Inc.	Wyomissing	PA	Preferred Stock w/ Exercised Warrants	\$ 2,892,000	Par							
2, 10	6/12/2009	First Vernon Bancshares, Inc.	Vernon	AL	Preferred Stock w/ Exercised Warrants	\$ 6,000,000	Par							
2	6/12/2009	SouthFirst Bancshares, Inc.	Sylacauga	AL	Preferred Stock w/ Exercised Warrants	\$ 2,760,000	Par							
2, 10	6/12/2009	Virginia Company Bank	Newport News	VA	Preferred Stock w/ Exercised Warrants	\$ 4,700,000	Par							
2	6/12/2009	Enterprise Financial Services Group, Inc.	Allison Park	PA	Preferred Stock w/ Exercised Warrants	\$ 4,000,000	Par							
8, 10	6/12/2009	First Financial Bancshares, Inc.	Lawrence	KS	Subordinated Debentures w/ Exercised Warrants	\$ 3,756,000	Par							
8	6/12/2009	River Valley Bancorporation, Inc.	Wausau	WI	Subordinated Debentures w/ Exercised Warrants	\$ 15,000,000	Par							
2	6/19/2009	Merchants and Manufacturers Bank Corporation	Joliet	IL	Preferred Stock w/ Exercised Warrants	\$ 3,510,000	Par							
2, 10	6/19/2009	RCB Financial Corporation	Rome	GA	Preferred Stock w/ Exercised Warrants	\$ 8,900,000	Par							
8	6/19/2009	Manhattan Bancshares, Inc.	Manhattan	IL	Subordinated Debentures w/ Exercised Warrants	\$ 2,639,000	Par							
8,10	6/19/2009	Biscayne Bancshares, Inc.	Coconut Grove	FL	Subordinated Debentures w/ Exercised Warrants	\$ 6,400,000	Par							
8	6/19/2009	Duke Financial Group, Inc.	Minneapolis	MN	Subordinated Debentures w/ Exercised Warrants	\$ 12,000,000	Par							
8	6/19/2009	Farmers Enterprises, Inc.	Great Bend	KS	Subordinated Debentures w/ Exercised Warrants	\$ 12,000,000	Par							
8	6/19/2009	Century Financial Services Corporation	Santa Fe	NM	Subordinated Debentures w/ Exercised Warrants	\$ 10,000,000	Par							
8	6/19/2009	NEMO Bancshares Inc.	Madison	MO	Subordinated Debentures w/ Exercised Warrants	\$ 2,330,000	Par							
3, 8	6/19/2009	University Financial Corp, Inc.	St. Paul	MN	Subordinated Debentures	\$ 11,926,000	Par							
8	6/19/2009	Suburban Illinois Bancorp, Inc.	Elmhurst	IL	Subordinated Debentures w/ Exercised Warrants	\$ 15,000,000	Par							
	6/26/2009	Hartford Financial Services Group, Inc.	Hartford	CT	Preferred Stock w/ Warrants	\$ 3,400,000,000	Par							
2	6/26/2009	Fidelity Resources Company	Plano	TX	Preferred Stock w/ Exercised Warrants	\$ 3,000,000	Par							

Footnote	Purchase Date	Seller			Purchase Details			Capital Repayment Details		Treasury Investment Remaining After Capital Repayment		Final Disposition		
		Name of Institution	City	State	Investment Description	Investment Amount	Pricing Mechanism	Capital Repayment Date	Capital Repayment Amount <sup>6</sup>	Remaining Capital Amount	Remaining Investment Description	Final Disposition Date	Disposition Investment Description	Final Disposition Proceeds
2,10	6/26/2009	Waukesha Bankshares, Inc.	Waukesha	WI	Preferred Stock w/ Exercised Warrants	\$ 5,625,000	Par							
2	6/26/2009	FC Holdings, Inc.	Houston	TX	Preferred Stock w/ Exercised Warrants	\$ 21,042,000	Par							
2,10	6/26/2009	Security Capital Corporation	Batesville	MS	Preferred Stock w/ Exercised Warrants	\$ 17,388,000	Par							
2	6/26/2009	First Alliance Bancshares, Inc.	Cordova	TN	Preferred Stock w/ Exercised Warrants	\$ 3,422,000	Par							
2	6/26/2009	Gulfstream Bancshares, Inc.	Stuart	FL	Preferred Stock w/ Exercised Warrants	\$ 7,500,000	Par							
2,10	6/26/2009	Gold Canyon Bank	Gold Canyon	AZ	Preferred Stock w/ Exercised Warrants	\$ 1,607,000	Par							
2,3,10	6/26/2009	M&F Bancorp, Inc.	Durham	NC	Preferred Stock	\$ 11,735,000	Par							
2	6/26/2009	Metropolitan Bank Group, Inc.	Chicago	IL	Preferred Stock w/ Exercised Warrants	\$ 71,526,000	Par							
2	6/26/2009	NC Bancorp, Inc.	Chicago	IL	Preferred Stock w/ Exercised Warrants	\$ 6,880,000	Par							
2	6/26/2009	Alliance Bancshares, Inc.	Dalton	GA	Preferred Stock w/ Exercised Warrants	\$ 2,986,000	Par							
8	6/26/2009	Stearns Financial Services, Inc.	St. Cloud	MN	Subordinated Debentures w/ Exercised Warrants	\$ 24,900,000	Par							
8	6/26/2009	Signature Bancshares, Inc.	Dallas	TX	Subordinated Debentures w/ Exercised Warrants	\$ 1,700,000	Par							
8	6/26/2009	Fremont Bancorporation	Fremont	CA	Subordinated Debentures w/ Exercised Warrants	\$ 35,000,000	Par							
8	6/26/2009	Alliance Financial Services Inc.	Saint Paul	MN	Subordinated Debentures w/ Exercised Warrants	\$ 12,000,000	Par							
	7/10/2009	Lincoln National Corporation	Radnor	PA	Preferred Stock w/ Warrants	\$ 950,000,000	Par							
2, 10	7/10/2009	Bancorp Financial, Inc.	Oak Brook	IL	Preferred Stock w/ Exercised Warrants	\$ 13,669,000	Par							
2	7/17/2009	Brotherhood Bancshares, Inc.	Kansas City	KS	Preferred Stock w/ Exercised Warrants	\$ 11,000,000	Par							
2	7/17/2009	SouthCrest Financial Group, Inc.	Fayetteville	GA	Preferred Stock w/ Exercised Warrants	\$ 12,900,000	Par							
2,3	7/17/2009	Harbor Bankshares Corporation	Baltimore	MD	Preferred Stock	\$ 6,800,000	Par							
8	7/17/2009	First South Bancorp, Inc.	Lexington	TN	Subordinated Debentures w/ Exercised Warrants	\$ 50,000,000	Par							
8	7/17/2009	Great River Holding Company	Baxter	MN	Subordinated Debentures w/ Exercised Warrants	\$ 8,400,000	Par							
8,10	7/17/2009	Plato Holdings Inc.	Saint Paul	MN	Subordinated Debentures w/ Exercised Warrants	\$ 2,500,000	Par							
	7/24/2009	Yadkin Valley Financial Corporation	Elkin	NC	Preferred Stock w/ Warrants	\$ 13,312,000	Par							
2, 10	7/24/2009	Community Bancshares, Inc.	Kingman	AZ	Preferred Stock w/ Exercised Warrants	\$ 3,872,000	Par							
2	7/24/2009	Florida Bank Group, Inc.	Tampa	FL	Preferred Stock w/ Exercised Warrants	\$ 20,471,000	Par							
8	7/24/2009	First American Bank Corporation	Elk Grove Village	IL	Subordinated Debentures w/ Exercised Warrants	\$ 50,000,000	Par							
2	7/31/2009	Chicago Shore Corporation	Chicago	IL	Preferred Stock w/ Exercised Warrants	\$ 7,000,000	Par							
8,10	7/31/2009	Financial Services of Winger, Inc.	Winger	MN	Subordinated Debentures w/ Exercised Warrants	\$ 3,742,000	Par							
2	8/7/2009	The ANB Corporation	Terrell	TX	Preferred Stock w/ Exercised Warrants	\$ 20,000,000	Par							
2	8/7/2009	U.S. Century Bank	Miami	FL	Preferred Stock w/ Exercised Warrants	\$ 50,236,000	Par							
2	8/14/2009	Bank Financial Services, Inc.	Eden Prairie	MN	Preferred Stock w/ Exercised Warrants	\$ 1,004,000	Par							
2	8/21/2009	KS Bancorp, Inc.	Smithfield	NC	Preferred Stock w/ Exercised Warrants	\$ 4,000,000	Par							
8	8/21/2009	AmFirst Financial Services, Inc.	McCook	NE	Subordinated Debentures w/ Exercised Warrants	\$ 5,000,000	Par							
2, 3	8/28/2009	First Independence Corporation	Detroit	MI	Preferred Stock	\$ 3,223,000	Par							
2	8/28/2009	First Guaranty Bancshares, Inc.	Hammond	LA	Preferred Stock w/ Exercised Warrants	\$ 20,699,000	Par							
2, 10	8/28/2009	CoastalSouth Bancshares, Inc.	Hilton Head Island	SC	Preferred Stock w/ Exercised Warrants	\$ 16,015,000	Par							

Footnote	Purchase Date	Seller			Purchase Details			Capital Repayment Details		Treasury Investment Remaining After Capital Repayment		Final Disposition		
		Name of Institution	City	State	Investment Description	Investment Amount	Pricing Mechanism	Capital Repayment Date	Capital Repayment Amount <sup>6</sup>	Remaining Capital Amount	Remaining Investment Description	Final Disposition Date	Disposition Investment Description	Final Disposition Proceeds
8, 10	8/28/2009	TCB Corporation	Greenwood	SC	Subordinated Debentures w/ Exercised Warrants	\$ 9,720,000	Par							

**Total Purchase Amount**

**\$ 204,476,764,000**

**Total Capital Repayment Amount**

**\$ 70,313,089,000**

**TOTAL TREASURY CPP INVESTMENT AMOUNT \$ 134,163,675,000**

1/ This transaction was included in previous Transaction Reports with Merrill Lynch & Co., Inc. listed as the qualifying institution and a 10/28/2008 transaction date, footnoted to indicate that settlement was deferred pending merger. The purchase of Merrill Lynch by Bank of America was completed on 1/1/2009, and this transaction under the CPP was funded on 1/9/2009.

2/ Privately-held qualified financial institution; Treasury received a warrant to purchase additional shares of preferred stock (unless the institution is a CDFI), which it exercised immediately.

3/ To promote community development financial institutions (CDFIs), Treasury does not require warrants as part of its investment in certified CDFIs when the size of the investment is \$50 million or less.

4/ Repayment pursuant to Title VII, Section 7001(g) of the American Recovery and Reinvestment Act of 2009.

5/ Redemption pursuant to a qualified equity offering.

6/ This amount does not include accrued and unpaid dividends, which must be paid at the time of capital repayment.

7/ The proceeds associated with the disposition of this investment do not include accrued and unpaid dividends.

8/ Subchapter S corporation; Treasury received a warrant to purchase additional subordinated debentures (unless the institution is a CDFI), which it exercised immediately.

9/ In its qualified equity offering, this institution raised more capital than Treasury's original investment, therefore, the number of Treasury's shares underlying the warrant was reduced by half.

10/ This institution participated in the expansion of CPP for small banks.

11/ Treasury has three separate investments in Citigroup Inc. ("Citigroup") under CPP, TIP, and AGP for a total of \$49 billion. On 6/9/2009, Treasury entered into an agreement with Citigroup to exchange up to \$25 billion of Treasury's investment in Fixed Rate Cumulative Perpetual Preferred Stock, Series H (CPP Shares) "dollar for dollar" in Citigroup's Private and Public Exchange Offerings. On 7/23/2009 and 7/30/2009, Treasury exchanged a total of \$25 billion of the CPP shares for Series M Common Stock Equivalent ("Series M") and a warrant to purchase shares of common stock. Series M automatically converts to common stock and the associated warrant terminates on receipt of certain shareholder approvals.

12/ On 8/24/2009, Treasury exchanged its Series C Preferred Stock issued by Popular, Inc. for a like amount of non tax-deductible Trust Preferred Securities issued by Popular Capital Trust III, administrative trustee for Popular, Inc. Popular, Inc. paid a \$13 million exchange fee in connection with this transaction.

**AUTOMOTIVE INDUSTRY FINANCING PROGRAM**

Footnote	Date	Seller			Purchase Details				Exchange Details				Principal Repayment Details		Treasury Investment Remaining After Principal Repayment		
		Name of Institution	City	State	Transaction Type	Investment Description	Investment Amount	Pricing Mechanism	Date	Transaction Type	Investment Description	Investment Amount	Pricing Mechanism	Principal Repayment Date	Principal Repayment Amount <sup>19</sup>	Remaining Principal Amount	Remaining Investment Description
15	12/29/2008	GMAC LLC	Detroit	MI	Purchase	Preferred Stock w/ Exercised Warrants	\$ 5,000,000,000	Par									
1, 20	12/29/2008	General Motors Corporation	Detroit	MI	Purchase	Debt Obligation	\$ 884,024,131	N/A	5/29/2009	Exchange	Equity Interest in GMAC <sup>12, 15</sup>	\$ 884,024,131	Par				
20	12/31/2008	General Motors Corporation	Detroit	MI	Purchase	Debt Obligation w/ Warrants and Additional Note	\$ 13,400,000,000	N/A	7/10/2009	Exchange	Preferred and common stock in General Motors Company <sup>18</sup>	\$ 13,400,000,000	Par				
14, 21	1/2/2009	Chrysler Holding LLC	Auburn Hills	MI	Purchase	Debt Obligation w/ Additional Note	\$ 4,000,000,000	N/A									
2	1/16/2009	Chrysler Financial Services Americas LLC	Farmington Hills	MI	Purchase	Debt Obligation w/ Additional Note	\$ 1,500,000,000	N/A						3/17/2009	\$ 3,499,054.95	\$ 1,496,500,945	Debt Obligation w/ Additional Note
														4/17/2009	\$ 31,810,122.11	\$ 1,464,690,823	Debt Obligation w/ Additional Note
														5/18/2009	\$ 51,136,083.81	\$ 1,413,554,739	Additional Note
														6/17/2009	\$ 44,357,709.98	\$ 1,369,197,029	Debt Obligation w/ Additional Note
														7/14/2009	\$ 1,369,197,029.15	\$ 0	N/A
3, 20	4/22/2009	General Motors Corporation	Detroit	MI	Purchase	Debt Obligation w/ Additional Note	\$ 2,000,000,000	N/A	7/10/2009	Exchange	Preferred and common stock in General Motors Company <sup>18</sup>	\$ 2,000,000,000	Par				
4, 5, 21	4/29/2009	Chrysler Holding LLC	Auburn Hills	MI	Purchase	Debt Obligation w/ Additional Note	\$ 500,000,000	N/A									
4, 6, 21	4/29/2009	Chrysler Holding LLC	Auburn Hills	MI	Purchase	Debt Obligation w/ Additional Note	\$ 280,130,642	N/A						7/10/2009	\$ 280,130,642	\$ 0	N/A
7	5/1/2009	Chrysler LLC	Wilmington	DE	Purchase	Debt Obligation w/ Additional Note	\$ 3,043,143,000	N/A									
8	5/20/2009	Chrysler LLC	Wilmington	DE	Purchase	Debt Obligation w/ Additional Note	\$ 756,857,000	N/A									
9, 20	5/20/2009	General Motors Corporation	Detroit	MI	Purchase	Debt Obligation w/ Additional Note	\$ 4,000,000,000	N/A	7/10/2009	Exchange	Preferred and common stock in General Motors Company <sup>18</sup>	\$ 4,000,000,000	Par				
15	5/21/2009	GMAC LLC	Detroit	MI	Purchase	Preferred Stock w/ Exercised Warrants	\$ 7,500,000,000	Par									
10	5/27/2009	New CarCo Acquisition LLC	Wilmington	DE	Purchase	Debt Obligation w/ Additional Note, Equity Interest	\$ 6,642,000,000	N/A									
11, 20	5/27/2009	General Motors Corporation	Detroit	MI	Purchase	Debt Obligation w/ Additional Note	\$ 360,624,198	N/A	7/10/2009	Exchange	Preferred and common stock in General Motors Company <sup>16, 18</sup>	\$ 360,624,198	Par				
13, 20	6/3/2009	General Motors Corporation	Detroit	MI	Purchase	Debt Obligation w/ Additional Note	\$ 23,027,511,395	N/A	7/10/2009	Exchange	Preferred and common stock in General Motors Company <sup>17, 18</sup>	\$ 22,041,706,310	Par				
18	7/10/2009	General Motors Company	Detroit	MI	Purchase	Debt Obligation w/ Additional Note, Equity Interest	\$ 7,072,488,605	N/A						7/10/2009	\$ 360,624,198	\$ 6,711,864,407	Debt Obligation w/ Additional Note, Equity Interest

**Total Initial Investment Amount \$ 79,966,778,971**

**Total Principal Repayment Amount \$ 2,140,754,840**

**TOTAL TREASURY INVESTMENT AMOUNT \$ 77,826,024,131**

1/ Treasury committed to lend General Motors Corporation up to \$1,000,000,000. The ultimate level of funding was dependent upon the level of investor participation in GMAC LLC's rights offering. The amount has been updated to reflect the final level of funding.

2/ The loan was funded through Chrysler LB Receivables Trust, a special purpose vehicle created by Chrysler Financial. The amount of \$1,500,000,000 represents the maximum loan amount. The loan was incrementally funded until it reached the maximum amount of \$1.5 billion on 4/9/2009.

3/ This transaction is an amendment to Treasury's 12/31/2008 agreement with General Motors Corporation, which brought the total loan amount to \$15,400,000,000.

4/ This transaction is an amendment to Treasury's 1/2/2009 agreement with Chrysler Holding LLC, increasing the total loan amount to \$4,780,130,642.

5/ The loan may be incrementally funded.

6/ The loan will be used to capitalize Chrysler Warranty SPV LLC, a special purpose vehicle created by Chrysler LLC.

7/ The terms of this transaction, first reported based on a binding term sheet fully executed on 5/1/2009 but made effective as of 4/30/2009, are now finalized and reflected in a credit agreement fully executed on 5/5/2009. Under the terms of the credit agreement, all commitment amounts were adjusted as follows: Treasury's commitment amount is \$3.04 billion of the total \$4.1 billion debtor-in-possession (DIP) credit facility. The amount of \$1.4 billion, of which Treasury's share is \$1.04 billion, is available in weekly disbursements under the terms of the Bankruptcy Court's interim order approving the DIP credit facility; the balance will be available in weekly disbursements after certain Bankruptcy Court milestones are met.

8/ This transaction is an amendment to Treasury's DIP credit agreement with Chrysler LLC dated 5/5/2009 and increases Treasury's commitment to \$3,800,000,000. The amendment was fully executed on 5/20/2009, but was made effective as of 5/15/2009.

9/ This transaction is an amendment to Treasury's 12/31/2008 agreement with General Motors Corporation, which brought the total loan amount to \$19,400,000,000, including the 4/22/2009 amendment.

10/ The terms of this transaction, first reported based on a term sheet fully executed on 5/27/2009 for an amount up to \$6.943 billion, are now finalized and reflected in a credit agreement fully executed on 6/10/2009. Under the terms of the credit agreement, Treasury made a new commitment to New CarCo Acquisition LLC (renamed Chrysler Group LLC on or about 6/10/2009) of up to \$6.642 billion. The total loan amount is up to \$7.142 billion including \$500 million of debt assumed from Treasury's 1/2/2009 credit agreement with Chrysler Holding LLC. The debt obligations will be secured by a first priority lien on the assets of New CarCo Acquisition LLC (the company that purchased Chrysler LLC's assets in a sale pursuant to section 363 of the Bankruptcy Code).

11/ This transaction is an amendment to Treasury's 12/31/2008 agreement with General Motors Corporation, which brings the total loan amount to \$19,760,624,198, including the 4/22/2009 and 5/20/2009 amendments. The \$360 million loan will be used to capitalize GM Warranty LLC, a special purpose vehicle created by General Motors Corporation. On 7/10/2009, the principal amount was included in the \$7.07 billion of debt assumed by the new GM, as explained in footnote 17.

12/ Pursuant to its rights under the loan agreement with General Motors Corporation (GM) reported on 12/29/2009, Treasury exchanged its \$884 million loan to GM for a portion of GM's common equity interest in GMAC LLC. As a result of the exchange, Treasury holds a 35.4% common equity interest in GMAC LLC.

13/ Under the terms of the \$33.3 billion debtor-in-possession (DIP) credit agreement, Treasury's commitment amount is \$30.1 billion. Up to \$15 billion is available pursuant to the interim order the Bankruptcy Court entered approving the DIP credit facility, of which Treasury's share is \$12.8 billion; the balance will be available shortly after the Bankruptcy Court's final and non-appealable order approving the DIP credit facility.



14/ Pursuant to the agreement originally reported on 5/27/2009 and fully executed on 6/10/2009 (explained in Footnote 10), \$500 million of this deal's debt will be assumed under that fully executed agreement.

15/ GMAC LLC is now known as GMAC Inc. effective 6/30/2009.

16/ This investment amount was funded as a prepayment of the new General Motors Company's assumed note described in footnote 17.

17/ On 7/10/2009, Treasury and Motors Liquidation Company (formerly known as General Motors Corporation) amended the 6/3/2009 DIP credit agreement for \$30.1 billion between Treasury and General Motors Corporation. Under the terms of the amendment, the DIP loan and interest accruing thereunder were extinguished and exchanged for privately placed preferred and common equity in General Motors Company (the new GM) except for \$986 million, which remained for the benefit of Motors Liquidation Company, and \$7.07 billion, which was assumed by General Motors Company as a new obligation under the terms of a separate agreement (see footnote 18). In total, Treasury received \$2.1 billion in preferred shares and 60.8% of the common shares of General Motors Company.

18/ On 7/10/2009, Treasury and General Motors Company entered into an agreement under which General Motors Company assumed \$7.07 billion of General Motors Corporation's (now known as Motors Liquidation Company) obligation under its 6/3/2009 agreement with Treasury.

19/ This amount does not include accrued and unpaid interest, which must be paid at the time of principal repayment.

20/ General Motors Corporation is now known as Motors Liquidation Company.

21/ Chrysler Holding LLC is now known as CGI Holding LLC.

#### AUTOMOTIVE SUPPLIER SUPPORT PROGRAM

Footnote	Date	Seller			Transaction Type	Investment Description	Investment Amount	Pricing Mechanism	Adjustment Details		
		Name of Institution	City	State					Adjustment Date	Adjustment Amount	Adjusted Investment Amount
1	4/9/2009	GM Supplier Receivables LLC	Wilmington	DE	Purchase	Debt Obligation w/ Additional Note	\$ 3,500,000,000	N/A	7/8/2009 <sup>3</sup>	\$ (1,000,000,000)	\$ 2,500,000,000
2	4/9/2009	Chrysler Receivables SPV LLC	Wilmington	DE	Purchase	Debt Obligation w/ Additional Note	\$ 1,500,000,000	N/A	7/8/2009 <sup>3</sup>	\$ (500,000,000)	\$ 1,000,000,000
<b>INITIAL TOTAL</b>							<b>\$ 5,000,000,000</b>		<b>ADJUSTED TOTAL \$ 3,500,000,000</b>		

1/ The loan was funded through GM Supplier Receivables, LLC, a special purpose vehicle created by General Motors Corporation. The amount of \$3,500,000,000 represents the maximum loan amount. The loan will be incrementally funded. The credit agreement was fully executed on 4/9/2009, but was made effective as of 4/3/2009. General Motors Company assumed GM Supplier Receivables LLC on 7/10/2009.

2/ The loan was funded through Chrysler Receivables SPV LLC, a special purpose vehicle created by Chrysler LLC. The amount of \$1,500,000,000 represents the maximum loan amount.

The loan will be incrementally funded. The credit agreement was fully executed on 4/9/2009, but was made effective as of 4/7/2009. Chrysler Group LLC assumed Chrysler Receivables SPV LLC on 6/10/2009.

3/ Treasury issued notice to the institution of the permanent reduced commitment on 7/8/2009; the reduction was effective on 7/1/2009.

#### TARGETED INVESTMENT PROGRAM

Footnote	Date	Seller			Transaction Type	Investment Description	Investment Amount	Pricing Mechanism	
		Name of Institution	City	State					
1	12/31/2008	Citigroup Inc.	New York	NY	Purchase	Trust Preferred Securities	\$ 20,000,000,000	Par	
	1/16/2009	Bank of America Corporation	Charlotte	NC	Purchase	Preferred Stock w/ Warrants	\$ 20,000,000,000	Par	
<b>TOTAL</b>							<b>\$ 40,000,000,000</b>		

1/ Treasury has three separate investments in Citigroup Inc. ("Citigroup") under CPP, TIP, and AGP for a total of \$49 billion. On 6/9/2009, Treasury entered into an agreement with Citigroup to exchange all of Treasury's investments. On 7/30/2009, Treasury exchanged all of its Fixed Rate Cumulative Perpetual Preferred Stock, Series I (TIP Shares) "dollar for dollar" for Trust Preferred Securities.

#### ASSET GUARANTEE PROGRAM

Footnote	Date	Seller			Transaction Type	Investment Description	Guarantee Limit	Premium Received
		Name of Institution	City	State				
1, 2	1/16/2009	Citigroup Inc.	New York	NY	Guarantee	Trust Preferred Securities	\$ 5,000,000,000	Preferred Stock and Warrants
<b>TOTAL</b>							<b>\$ 5,000,000,000</b>	

1/ In consideration for the guarantee, Treasury received \$4.03 billion of preferred stock, which pays 8% interest.

2/ Treasury has three separate investments in Citigroup Inc. ("Citigroup") under CPP, TIP, and AGP for a total of \$49 billion. On 6/9/2009, Treasury entered into an agreement with Citigroup to exchange all of Treasury's investments. On 7/30/2009, Treasury exchanged all of its Fixed Rate Cumulative Perpetual Preferred Stock Series G (AGP Shares), received as premium with the AGP agreement, "dollar for dollar" for Trust Preferred Securities.

**CONSUMER AND BUSINESS LENDING INITIATIVE INVESTMENT PROGRAM**

Footnote	Date	Seller			Transaction Type	Investment Description	Investment Amount	Pricing Mechanism
		Name of Institution	City	State				
1	3/3/2009	TALF LLC	Wilmington	DE	Purchase	Debt Obligation w/ Additional Note	\$ 20,000,000,000	N/A
<b>TOTAL</b>							<b>\$ 20,000,000,000</b>	

1/ The loan was funded through TALF LLC, a special purpose vehicle created by The Federal Reserve Bank of New York. The amount of \$20,000,000,000 represents the maximum loan amount. The loan will be incrementally funded.

**SYSTEMICALLY SIGNIFICANT FAILING INSTITUTIONS**

Footnote	Date	Seller			Purchase Details				Exchange Details				
		Name of Institution	City	State	Transaction Type	Investment Description	Investment Amount	Pricing Mechanism	Date	Transaction Type	Investment Description	Investment Amount	Pricing Mechanism
	11/25/2008	AIG	New York	NY	Purchase	Preferred Stock w/ Warrants	\$ 40,000,000,000	Par	4/17/2009	Exchange	Preferred Stock w/ Warrants <sup>1</sup>	\$ 40,000,000,000	Par
3	4/17/2009	AIG	New York	NY	Purchase	Preferred Stock w/ Warrants	\$ 29,835,000,000	Par <sup>2</sup>					
<b>TOTAL</b>							<b>\$ 69,835,000,000</b>						

1/ On 4/17/2009, Treasury exchanged its Series D Fixed Rate Cumulative Preferred Shares for Series E Fixed Rate Non-Cumulative Preferred Shares with no change to Treasury's initial investment amount. In addition, in order for AIG to fully redeem the Series E Preferred Shares, it has an obligation to Treasury of \$1,604,576,000 to reflect the cumulative unpaid dividends for the Series D Preferred Shares due to Treasury through and including the exchange date.

2/ The investment price reflects Treasury's commitment to invest up to \$30 billion less a reduction of \$165 million representing retention payments AIG Financial Products made to its employees in March 2009.

3/ This transaction does not include AIG's commitment fee of an additional \$165 million scheduled to be paid from its operating income in three equal installments over the five-year life of the facility.

**HOME AFFORDABLE MODIFICATION PROGRAM**

Date	Servicer Modifying Borrowers' Loans				Investment Description	Cap of Incentive Payments on Behalf of Borrowers and to Servicers & Lenders/Investors (Cap) <sup>1</sup>	Pricing Mechanism	Adjustment Details			
	Name of Institution	City	State	Transaction Type				Adjustment Date	Cap Adjustment Amount	Adjusted Cap	Reason for Adjustment
4/13/2009	Select Portfolio Servicing	Salt Lake City	UT	Purchase	Financial Instrument for Home Loan Modifications	\$ 376,000,000	N/A	6/12/2009	\$ 284,590,000	\$ 660,590,000	Updated portfolio data from
4/13/2009	CitiMortgage, Inc.	O'Fallon	MO	Purchase	Financial Instrument for Home Loan Modifications	\$ 2,071,000,000	N/A	6/12/2009	\$ (991,580,000)	\$ 1,079,420,000	Updated portfolio data from servicer
4/13/2009	Wells Fargo Bank, NA	Des Moines	IA	Purchase	Financial Instrument for Home Loan Modifications	\$ 2,873,000,000	N/A	6/17/2009	\$ (462,990,000)	\$ 2,410,010,000	Updated portfolio data from servicer
4/13/2009	GMAC Mortgage, Inc.	Ft. Washington	PA	Purchase	Financial Instrument for Home Loan Modifications	\$ 633,000,000	N/A	6/12/2009	\$ 384,650,000	\$ 1,017,650,000	Updated portfolio data from servicer
4/13/2009	Saxon Mortgage Services, Inc.	Irving	TX	Purchase	Financial Instrument for Home Loan Modifications	\$ 407,000,000	N/A	6/17/2009	\$ 225,040,000	\$ 632,040,000	Updated portfolio data from servicer
4/13/2009	Chase Home Finance, LLC	Iselin	NJ	Purchase	Financial Instrument for Home Loan Modifications	\$ 3,552,000,000	N/A	7/31/2009	\$ (3,552,000,000)	\$ -	Termination of SPA <sup>2</sup>
4/16/2009	Ocwen Financial Corporation, Inc.	West Palm Beach	FL	Purchase	Financial Instrument for Home Loan Modifications	\$ 659,000,000	N/A	6/12/2009	\$ (105,620,000)	\$ 553,380,000	Updated portfolio data from servicer
4/17/2009	Bank of America, N.A.	Simi Valley	CA	Purchase	Financial Instrument for Home Loan Modifications	\$ 798,900,000	N/A	6/12/2009	\$ 5,540,000	\$ 804,440,000	Updated portfolio data from servicer
4/17/2009	Countrywide Home Loans Servicing LP	Simi Valley	CA	Purchase	Financial Instrument for Home Loan Modifications	\$ 1,864,000,000	N/A	6/12/2009	\$ 3,318,840,000	\$ 5,182,840,000	Updated portfolio data from
4/20/2009	Home Loan Services, Inc.	Pittsburgh	PA	Purchase	Financial Instrument for Home Loan Modifications	\$ 319,000,000	N/A	6/12/2009	\$ 128,300,000	\$ 447,300,000	Updated portfolio data from servicer
4/20/2009	Wilshire Credit Corporation	Beaverton	OR	Purchase	Financial Instrument for Home Loan Modifications	\$ 366,000,000	N/A	6/12/2009	\$ 87,130,000	\$ 453,130,000	Updated portfolio data from servicer
4/24/2009	Green Tree Servicing LLC	Saint Paul	MN	Purchase	Financial Instrument for Home Loan Modifications	\$ 156,000,000	N/A	6/17/2009	\$ (64,990,000)	\$ 91,010,000	Updated portfolio data from servicer
4/27/2009	Carrington Mortgage Services, LLC	Santa Ana	CA	Purchase	Financial Instrument for Home Loan Modifications	\$ 195,000,000	N/A	6/17/2009	\$ (63,980,000)	\$ 131,020,000	Updated portfolio data from
5/1/2009	Aurora Loan Services, LLC	Littleton	CO	Purchase	Financial Instrument for Home Loan Modifications	\$ 798,000,000	N/A	6/17/2009	\$ (338,450,000)	\$ 459,550,000	Updated portfolio data from servicer
5/28/2009	Nationstar Mortgage LLC	Lewisville	TX	Purchase	Financial Instrument for Home Loan Modifications	\$ 101,000,000	N/A	6/12/2009	\$ 16,140,000	\$ 117,140,000	Updated portfolio data from servicer
6/12/2009	Residential Credit Solutions	Fort Worth	TX	Purchase	Financial Instrument for Home Loan Modifications	\$ 19,400,000	N/A				
6/17/2009	CCO Mortgage	Glen Allen	VA	Purchase	Financial Instrument for Home Loan Modifications	\$ 16,520,000	N/A				
6/17/2009	RG Mortgage Corporation	San Juan	PR	Purchase	Financial Instrument for Home Loan Modifications	\$ 57,000,000	N/A				
6/19/2009	First Federal Savings and Loan	Port Angeles	WA	Purchase	Financial Instrument for Home Loan Modifications	\$ 770,000	N/A				
6/19/2009	Wescom Central Credit Union	Anaheim	CA	Purchase	Financial Instrument for Home Loan Modifications	\$ 540,000	N/A				
6/26/2009	Citizens First Wholesale Mortgage Company	The Villages	FL	Purchase	Financial Instrument for Home Loan Modifications	\$ 30,000	N/A				
6/26/2009	Technology Credit Union	San Jose	CA	Purchase	Financial Instrument for Home Loan Modifications	\$ 70,000	N/A				
6/26/2009	National City Bank	Miamisburg	OH	Purchase	Financial Instrument for Home Loan Modifications	\$ 294,980,000	N/A				
7/1/2009	Wachovia Mortgage, FSB	Des Moines	IA	Purchase	Financial Instrument for Home Loan Modifications	\$ 634,010,000	N/A				
7/1/2009	Bayview Loan Servicing, LLC	Coral Gables	FL	Purchase	Financial Instrument for Home Loan Modifications	\$ 44,260,000	N/A				
7/10/2009	Lake National Bank	Mentor	OH	Purchase	Financial Instrument for Home Loan Modifications	\$ 100,000	N/A				
7/10/2009	IBM Southeast Employees' Federal Credit Union	Delray Beach	FL	Purchase	Financial Instrument for Home Loan Modifications	\$ 870,000	N/A				
7/17/2009	MorEquity, Inc.	Evansville	IN	Purchase	Financial Instrument for Home Loan Modifications	\$ 23,480,000	N/A				
7/17/2009	PNC Bank, National Association	Pittsburgh	PA	Purchase	Financial Instrument for Home Loan Modifications	\$ 54,470,000	N/A				
7/17/2009	Farmers State Bank	West Salem	OH	Purchase	Financial Instrument for Home Loan Modifications	\$ 170,000	N/A				
7/17/2009	ShoreBank	Chicago	IL	Purchase	Financial Instrument for Home Loan Modifications	\$ 1,410,000	N/A				
7/22/2009	American Home Mortgage Servicing, Inc	Coppell	TX	Purchase	Financial Instrument for Home Loan Modifications	\$ 1,272,490,000	N/A				
7/22/2009	Mortgage Center, LLC	Southfield	MI	Purchase	Financial Instrument for Home Loan Modifications	\$ 4,210,000	N/A				
7/22/2009	Mission Federal Credit Union	San Diego	CA	Purchase	Financial Instrument for Home Loan Modifications	\$ 860,000	N/A				
7/29/2009	First Bank	St. Louis	MO	Purchase	Financial Instrument for Home Loan Modifications	\$ 6,460,000	N/A				
7/29/2009	Purdue Employees Federal Credit Union	West Lafayette	IN	Purchase	Financial Instrument for Home Loan Modifications	\$ 1,090,000	N/A				
7/29/2009	Wachovia Bank, N.A.	Charlotte	NC	Purchase	Financial Instrument for Home Loan Modifications	\$ 85,020,000	N/A				
7/31/2009	J.P.Morgan Chase Bank, NA	Lewisville	TX	Purchase	Financial Instrument for Home Loan Modifications	\$ 2,699,720,000	N/A				
7/31/2009	EMC Mortgage Corporation	Lewisville	TX	Purchase	Financial Instrument for Home Loan Modifications	\$ 707,380,000	N/A				
8/5/2009	Lake City Bank	Warsaw	IN	Purchase	Financial Instrument for Home Loan Modifications	\$ 420,000	N/A				
8/5/2009	Oakland Municipal Credit Union	Oakland	CA	Purchase	Financial Instrument for Home Loan Modifications	\$ 140,000	N/A				
8/5/2009	HomeEq Servicing	North Highlands	CA	Purchase	Financial Instrument for Home Loan Modifications	\$ 674,000,000	N/A				

Date	Servicer Modifying Borrowers' Loans				Investment Description	Cap of Incentive Payments on Behalf of Borrowers and to Servicers & Lenders/Investors (Cap) <sup>1</sup>	Pricing Mechanism	Adjustment Details			
	Name of Institution	City	State	Transaction Type				Adjustment Date	Cap Adjustment Amount	Adjusted Cap	Reason for Adjustment
8/12/2009	Litton Loan Servicing LP	Houston	TX	Purchase	Financial Instrument for Home Loan Modifications	\$ 774,900,000	N/A				
8/12/2009	PennyMac Loan Services, LLC	Calasbasa	CA	Purchase	Financial Instrument for Home Loan Modifications	\$ 6,210,000	N/A				
8/12/2009	Servis One, Inc.	Titusville	PA	Purchase	Financial Instrument for Home Loan Modifications	\$ 29,730,000	N/A				
8/28/2009	OneWest Bank	Pasadena	CA	Purchase	Financial Instrument for Home Loan Modifications	\$ 668,440,000	N/A				
8/28/2009	Stanford Federal Credit Union	Palo Alto	CA	Purchase	Financial Instrument for Home Loan Modifications	\$ 300,000	N/A				
8/28/2009	RoundPoint Mortgage Servicing Corporation	Charlotte	NC	Purchase	Financial Instrument for Home Loan Modifications	\$ 570,000	N/A				

**Total Initial Cap \$ 23,248,920,000 Total Cap Adjustments \$ (1,129,380,000)**

**TOTAL CAP \$ 22,119,540,000**

1/ The Cap of Incentive Payments represents the potential total amount allocated to each servicer and includes the maximum amount allotted for all payments on behalf of borrowers and payments to servicers and lenders/investors. The Cap is subject to adjustment based on the total amount allocated to the program and individual servicer usage for borrower modifications. Each adjustment to the Cap is reflected under Adjustment Details.

2/ On July 31, 2009, the SPA with Chase Home Finance, LLC was terminated and superseded by new SPAs with J.P. Morgan Chase Bank, NA and EMC Mortgage Corporation.