

Your Governor Asks You To Note:  
Your Income Taxes All Go to the Support of the District Schools

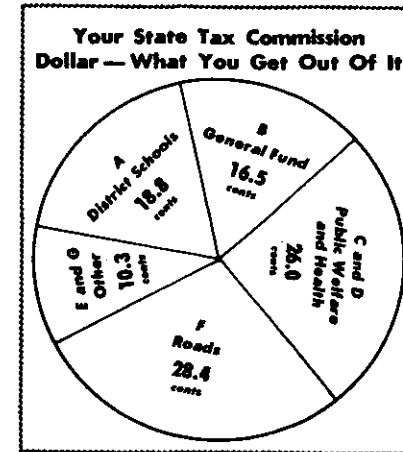
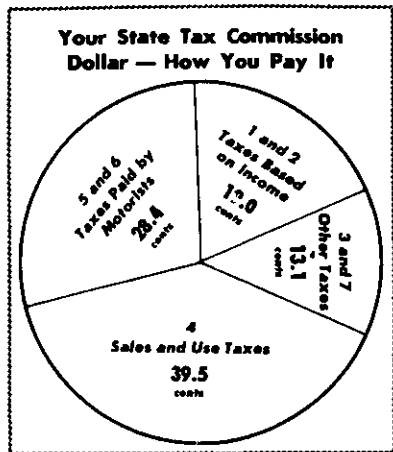
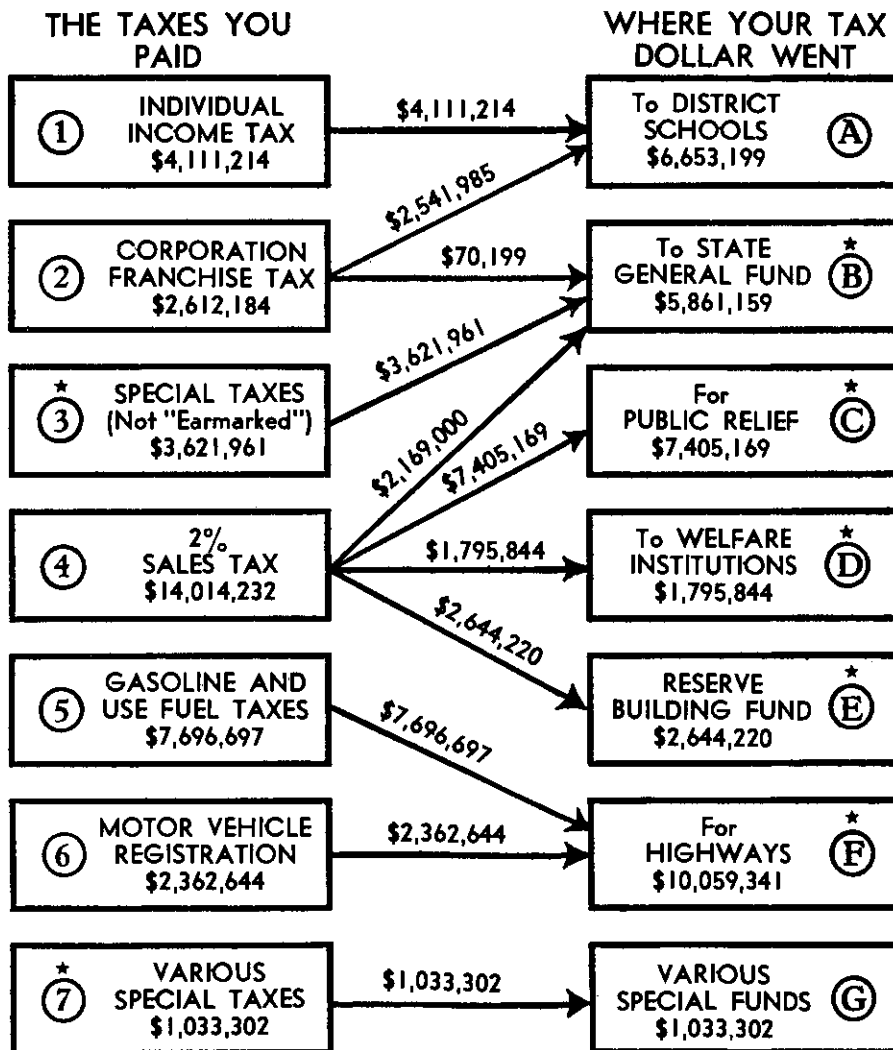


Chart Shows  
**Source and Distribution**  
**Of All State Tax Commission Collections**  
 in fiscal year ended June 30, 1950



\* ③

Mine Occupation	\$ 866,251
Cigarette	905,489
Insurance (less firemen's pension)	879,117
Inheritance	370,426
Oleomargarine	322,796
Beer	277,883
<b>Total</b>	<b>\$3,621,961</b>

\* ⑦

School Lunch Fund—4% tax on state liquor sales	\$ 469,492
Car and Bus Tax	153,275
Motor Vehicle Control—anti-theft law	141,917
Firemen's Pension	104,624
Drivers' License	69,864
Others	94,130
<b>Total</b>	<b>\$1,033,302</b>

ⓑ To Aid in the Support of Junior and Senior Colleges, State Institutions, Departments, and Commissions; Appropriated by Legislative Appropriation.

Ⓒ and Ⓓ Expended Under the Direction of the Commission of Public Welfare, Except for Small Appropriations to State Board of Health, and Commission for the Adult Blind, etc.

Ⓔ For Construction at State Institutions, Colleges, etc.

Ⓕ For State, County and City Roads.

State Tax Commission expenditures in collecting the above taxes in 1950 averaged \$1.86 per \$100 collected.  
 State Tax Commission collections in fiscal year 1950 totaled..... \$35,452,233  
 General Property Tax, paid to the county treasurers, aggregated..... 35,857,478  
**\$71,309,711**