

Federal Reserve Board Statistical Release Publications History

Sian L. Seldin
Research Library
Board of Governors of the Federal Reserve System

January 2011

(This page is intentionally left blank.)

Table of Contents

Introduction	4
Statistical Releases	5
Release number index	28
Title index	35
Appendix: Figures	42

Introduction

Since 1914, the Board of Governors of the Federal Reserve System has published extensive statistical information on the U.S. economy and banking industry. This information has been published in various formats, usually referred to as "statistical releases." Titles and release numbers of the publications have changed frequently. The *Federal Reserve Board Statistical Release Publications History* describes these changes; it is a convenient tool that lightens the burden of tracing the titles and release numbers by providing publication history in a single location.

In the early years of the Federal Reserve Board, some statistical information was published in tables that appeared only in the *Federal Reserve Bulletin*. These statistics were then compiled in *Banking and Monetary Statistics* (1914-1941) and (1941-1970). In addition to the tables, these publications provide helpful textual information on the history of the statistical data. After 1970, the *Bulletin* tables were compiled in the *Annual Statistical Digest*. In recent years, statistical release data have also appeared on the Board's public web site (<http://www.federalreserve.gov/releases>). To construct a comprehensive statistical data series over time, it may be necessary to consult all of these sources, in addition to the releases.

The information in this history was obtained from various sources, including the Research Library's paper collection of statistical releases, microfilm collection, and card and online catalogs. Information was also obtained from the *Federal Reserve Bulletin's* annual list of publications; the statistical release records in the Board's Records Section; and the *Guide to the Retention of Selected Releases*, a booklet published by Research Library staff from 1980 to 1990.

Sian L. Seldin
Research Library
Board of Governors of the Federal Reserve System
202-452-3334
sian.seldin@frb.gov

I would like to thank Susan Vincent, Chief Librarian, and Cathy Tunis, Assistant Chief Librarian, for their enthusiastic encouragement and valuable assistance on this project. Cathy Tunis reviewed the final draft, and her effort has made the document more accurate.

Statistical Releases

1	<p><u>B 816 Industrial Advances by Federal Reserve Banks: Summary of Applications, Approvals, Rejections and Commitments</u></p> <p>1934-1936</p> <p><u>Note:</u> In 1936, Industrial Advances by Federal Reserve Banks (B 816, 1934-1936) and Industrial Advances and Commitments Under Section 13(b) of the Federal Reserve Act (B 817, 1934-1936) were merged into Industrial Advances and Commitments (B 819).</p>
2	<p><u>B817 Industrial Advances and Commitments Under Section 13(b) of the Federal Reserve Act: Summary by Federal Reserve Banks</u></p> <p>1934-1936</p> <p><u>Note:</u> In 1936, Industrial Advances by Federal Reserve Banks (B 816, 1934-1936) and Industrial Advances and Commitments Under Section 13(b) of the Federal Reserve Act (B 817, 1934-1936) were merged into Industrial Advances and Commitments (B 819).</p>
3	<p><u>C.2 Aggregate Summaries of Annual Surveys of Securities Credit Extension</u></p> <p>1976-1999</p> <p>Annual</p>
4	<p><u>C.4 Insured Bank Income by Size of Bank</u></p> <p>1978-1982</p> <p>Annual</p> <p><u>Formerly:</u> 1953-1960 Member Bank Earnings (Quarterly/Semiannual) 1961 Member Bank Income (Quarterly/Semiannual) 1962 Member Bank Income (E.5, Quarterly/Semiannual) 1963 Member Bank Earnings (E.5, Quarterly/Semiannual) 1964-1977 Member Bank Income (C.4, Annual)</p>
5	<p><u>C.5 Bank Debits and Demand Deposits</u></p> <p>1970-1976</p> <p>Annual</p> <p><u>Formerly:</u> 1919-1929 Debits to Individual Accounts 1930-1939 Bank Debits: Debits to Individual Accounts (FR 344) 1940-1942 Bank Debits: Debits to Deposit Accounts (FR 344) 1943-1945 Bank Debits to Deposit Accounts Except Interbank Accounts (FR 344) 1946-1953 Bank Debits to Deposit Accounts Except Interbank Accounts (C.5) 1954-1969 Bank Debits to Demand Deposit Accounts Except Interbank and U.S. Government Accounts (C.5)</p>

	<p><u>Note:</u> Bank Debits and Demand Deposits (C.5) included Bank Debits to Demand Deposit Accounts Except Interbank and U.S. Government Accounts (C.5) and End of Month Demand Deposits Except Interbank and U.S. Government Accounts (C.5a).</p>
6	<p><u>C.5 Bank Holding Companies and Subsidiary Banks, Domestic</u> 1956-1985 Annual</p>
7	<p><u>C.6 Bank Holding Companies and Subsidiary Banks, Domestic and Foreign</u> 1977-1987 Annual</p>
8	<p><u>C.7.3 Department Store Trade, United States</u> 1954-1965 Annual <u>Formerly:</u> 1940-1953 Department Store Sales, by Departments</p>
9	<p><u>C.8 Distribution of Bank Deposits by Counties and Standard Metropolitan Areas</u> 1950-1966 Biennial <u>Formerly:</u> 1947-1949 Distribution of Bank Deposits by Counties <u>Note:</u> From 1941 to 1944, the data was published by the Dept. of the Treasury.</p>
10	<p><u>C.9 Balance Sheets for the U.S. Economy</u> 1985-1995 Semiannual <u>Note:</u> C.9 was discontinued as of June 1995; the publication was incorporated into the Flow of Funds (Z.1).</p>
11	<p><u>E.2 Survey of Terms of Business Lending</u> 1997- Quarterly <u>Formerly:</u> 1957-1976 Bank Rates on Short Term Business Loans (E.2, Quarterly) 1977-1979 Survey Terms of Bank Lending (G.14, Monthly) 1979-1997 Survey of Terms of Bank Lending (E.2, Quarterly)</p>

	<p><u>Note:</u> The first release in April 1957 included data back to June 1948. From March 1977 to March 1979, Survey Terms of Bank Lending (G.14) was published in the middle of each quarter, and Monthly Supplement to the Survey of Terms of Bank Lending (G.14) was published in the first and last month of each quarter. February through April 1977 and August through October 1979, title was Survey Terms of Bank Lending (E.2).</p>
12	<p><u>E.3.1 Summary Report, Assets and Liabilities of Member Banks</u> 1961-1968 Quarterly <u>Formerly:</u> 1918-1919 Abstract of Condition of Member Banks 1919-1926 Abstract of Condition Reports of State Bank and Trust Company Members, and of All Member Banks 1926-1961 Member Bank Call Report</p>
13	<p><u>E.3.4 Domestic Offices, Insured Commercial Bank Assets and Liabilities Consolidated Report of Condition</u> 1987-1989 Quarterly/Semiannual <u>Formerly:</u> 1947-1951 Assets and Liabilities of Member Banks (Irregularly) 1951-1966 Member Bank Loans (E.3.4) 1966-1969 Assets and Liabilities of All Member Banks by Class of Bank (E.3.4) 1969-1975 Assets and Liabilities of All Commercial Banks by Class of Bank (E.3.4) 1976-1980 Assets and Liabilities of Commercial Banks by Class of Bank (E.3.4) 1981-1986 Domestic Offices, Commercial Bank Assets and Liabilities Consolidated Report of Condition (E.3.4)</p>
14	<p><u>E.4 All Banks in the United States and Other Areas, Principal Assets and Liabilities by States</u> 1957-1968 Semiannual <u>Formerly:</u> 1943-1947 All Banks in the United States, Principal Assets and Liabilities by States (E.4) 1948-1957 All Banks in the United States and Possessions, Principal Assets and Liabilities by States (E.4)</p>

15	<p><u>E.4 Automobile Credit</u>¹</p> <p>1979-1983 Quarterly <u>Formerly:</u> 1976-1978 Automobile Credit (G.26, monthly)</p> <p><u>Note:</u> In 1976, Automobile Instalment Credit Developments (G.26) merged with Finance Rate and Other Terms on New and Used Car Instalment Credit Contracts Purchased from Dealers by Major Auto Finance Companies (G.11), and Automobile Loans by Major Finance Companies (G.25) to form Automobile Credit (G.26).</p>
16	<p>E.5 Choosing a Credit Card</p> <p>2004- Semiannual <u>Formerly:</u> 1990-1994 Report on the Terms of Credit Card Plans, Part I 1990-1994 Comprehensive List of Credit Terms, Part II 1995-2004 Shop: The Card You Pick Can Save You Money</p>
17	<p>E.6 Sales, Revenue, Profits and Dividends of Large Manufacturing Corporations</p> <p>1973-1978 Quarterly <u>Formerly:</u> 1950-1972 Sales, Profits and Dividends of Large Corporations (E.6, Quarterly/Semiannual)</p> <p><u>Note:</u> From 1970 to 1972, the publication was temporarily suspended.</p>
18	<p><u>E.7 List of Foreign Margin Stocks</u></p> <p>1999-2004 Semiannual <u>Formerly:</u> 1969-1984 List of OTC Margin Stocks (E.7) 1984-1990 List of Marginable OTC Stocks (E.7) 1990-1998 List of Marginable OTC Stocks and List of Foreign Margin Stocks (E.7)</p> <p><u>Note:</u> The Board ceased publication of its quarterly List of Marginable OTC Stocks November 9, 1998. The Board removed all fifty-one stocks from its current E.7, March 3, 2004 because they had not been recertified as required under procedures approved by the Board in 1990.</p>

¹ See Appendix, Figure 1.

19	E.8 Volume and Composition of Individuals' Saving 1970-1978 Quarterly <u>Note:</u> Before 1969, the data were published by the Securities and Exchange Commission.
20	E.9 Check Collection Services – Federal Reserve System 1975-1983 Semiannual
21	E.10 Finance Rates and Other Terms on Selected Types of Consumer Instalment Credit Extended by Major Finance Companies 1976-1983 Quarterly <u>Formerly:</u> 1972-1975 Finance Rates and Other Terms on Selected Categories of Consumer Instalment Credit Extended by Finance Companies (J.3, Bimonthly)
22	E.11 Geographical Distribution of Assets and Liabilities of Major Foreign Branches of U.S. Banks 1976- Quarterly
23	E.12 Finance Rates on Selected Consumer Instalment Loans at Reporting Commercial Banks 1979 -1982 Quarterly <u>Formerly:</u> 1972 -1977 Interest Rates Charged on Selected Types of Bank Loans (G.10, Monthly) 1977 -1978 Interest Rates on Selected Consumer Instalment Loans at Reporting Commercial Banks (G.10, Monthly)
24	E.15 Agricultural Finance Databook 1981- Quarterly
25	E.16 Country Exposure Lending Survey 1977- Semiannual/Quarterly

	<p><u>Note:</u> From 1977 to 1980, Country Exposure Lending Survey was published by the Office of the Comptroller of the Currency, the Federal Deposit Insurance Corporation, and the Federal Reserve Board. Since December 1980, E.16 has been published by Federal Financial Institutions Examination Council (U.S.)</p>
26	<p><u>E.17 Foreign Branches and Subsidiaries Lists of All U.S. Banking Organizations</u> 1981-1988 Semiannual <u>Note:</u> E.17 included four parts: (1) All Foreign Subsidiaries of U.S. Bank Holding Companies; (2) Edge and Agreement Corporations and Branches; (3) Member Banks Foreign Branches, Listed by Name of U.S. Bank; and (4) Branches of Member Banks in Foreign Countries.</p>
27	<p>FR 266 Foreign Exchange Rates 1937-1942 Daily <u>Formerly:</u> 1919-1921 Foreign Exchange Rates (X 1479, Daily) 1921-1934 Noon Buying Rate for Cable Transfers in New York City (X 1479, Daily) 1934-1937 Foreign Exchange Rates (X 1479, Daily) <u>Related to:</u> Foreign Exchange Rates (H.10 weekly, G.5 Monthly & G.5a Annual).</p>
28	<p><u>G.3 Capacity Utilization, Manufacturing, Mining, Utilities and Industrial Materials</u>² 1983-1990 Monthly <u>Formerly:</u> 1967-1976 Capacity Utilization in Manufacturing (E.5, Quarterly) 1976-1983 Capacity Utilization: Manufacturing and Materials (G.3, Monthly) <u>Note:</u> In 1990, Capacity Utilization, Manufacturing, Mining, Utilities and Industrial Materials (G.3) merged with Industrial Production (G.12.3) to form Industrial Production and Capacity Utilization (G.17).</p>
29	<p><u>G.4 State Member Banks of the Federal Reserve System and Nonmember Banks that Maintain Clearing Accounts with Federal Reserve Banks and Corporations Doing Foreign Banking or Financing that Maintain Reserve Accounts with the Federal Reserve Banks</u> 1957-1981 Annual</p>

² See Appendix, Figure 2.

	<p><u>Formerly:</u> 1942-1949 State Bank Members of the Federal Reserve System and Nonmember Banks that Maintain Clearing Accounts with Federal Reserve Banks 1950-1956 State Member Banks of the Federal Reserve System and Nonmember Banks that Maintain Clearing Accounts with Federal Reserve Banks</p> <p><u>Note:</u> Supplements were issued monthly from 1971 to 1981.</p>
30	<p><u>G.4.5 Changes in Status of Banks and Branches</u> 1974-1990 Monthly <u>Formerly:</u> 1933-1946 Changes in Status of Banks and Branches (Weekly) 1946-1973 Changes in Status of Banks and Branches (L.4.5, Monthly)</p>
31	<p><u>G.5 Foreign Exchange Rates</u> 1946- Monthly <u>Formerly:</u> 1940-1946 Foreign Exchange Rates (FR 267) <u>Related to:</u> Foreign Exchange Rates (FR 266 Daily, H.10 Weekly & G.5a Annual).</p>
32	<p><u>G.5a Foreign Exchange Rates</u> 1982- Annual <u>Related to:</u> Foreign Exchange Rates (FR 266 Daily, H.10 Weekly & G.5 Monthly).</p>
33	<p><u>G.6 Bank Debits and Deposit Turnover</u>³ 1962-1969 Monthly <u>Formerly:</u> 1918-1919 Debits to Deposit Accounts (Weekly) 1919-1941 Bank Debits (Weekly) 1941-1953 Bank Debits, Debits to Deposit Accounts Except Interbank Accounts (G.6, Weekly/Monthly) 1953-1959 Bank Debits to Demand Deposit Accounts (G.6, Monthly) 1959-1962 Bank Debits (G.6, Monthly) <u>Note:</u> As of September 30, 1969, Bank Debits and Deposits Turnover (G.6) merged with Debits, Demand Deposits, and Turnover at 233 Individual Centers (G.11) to form Bank Debits, Deposits and Deposit Turnover (G.6).</p>

³ See Appendix, Figure 3.

34	<p><u>G.6 Debits and Deposit Turnover at Commercial Banks</u> ⁴</p> <p>1977-1996 Monthly <u>Formerly:</u> 1969-1976 Bank Debits, Deposits, and Deposit Turnover (G.6) <u>Note:</u> As of September 30, 1969, Debits, Demand Deposits, and Turnover at 233 Individual Centers (G.11) merged with Bank Debits and Deposits Turnover (G.6) to form Bank Debits, Deposits and Deposit Turnover (G.6).</p>
35	<p><u>G.7 Loans and Securities at All Commercial Banks</u> ⁵</p> <p>1981-1994 Monthly <u>Formerly:</u> 1979 Bank Credit at All Commercial Banks in the United States (G.7) 1979-1981 Loans and Investments at All Commercial Banks (G.7) <u>Note:</u> In 1994, Loans and Securities at all Commercial Banks (G.7) merged with Major Nondeposit Funds of Commercial Banks (G.10), and Assets and Liabilities of Insured Domestically Chartered and Foreign-related Banking Institutions (H.8) to form Assets and Liabilities of Commercial Banks in the United States (H.8).</p>
36	<p><u>G.7.1 Assets and Liabilities of All Member Banks by Districts</u></p> <p>1947-1978 Monthly</p>
37	<p><u>G.7.2 Monthly Department Store Sales, Selected Cities and Areas</u></p> <p>1964-1966 Monthly <u>Formerly:</u> 1941-1953 Department Store Sales 1954-1964 Monthly Department Store Sales (G.7.2) <u>Related to:</u> Department Store Sales, Preliminary Reports, 1924-1939; and Preliminary Monthly Report of Department Store Sales in Selected Departments by Districts, 1949-1957. <u>Note:</u> Responsibility for preparation of national figures on monthly department store sales was transferred to the Bureau of the Census in 1966.</p>

⁴ See Appendix, Figure 3.

⁵ See Appendix, Figure 4

38	<p><u>G.7.3 Monthly Department Store Sales by Departments</u></p> <p>1964-1966 Monthly <u>Formerly:</u> 1940-1954 Department Store Sales and Stocks by Major Departments 1954-1964 Monthly Department Store Sales and Stocks by Departments (G.7.3) <u>Note:</u> Responsibility for preparation of national figures on monthly department store sales was transferred to the Bureau of the Census in 1966.</p>
39	<p><u>G.7.4.1 Department Store Merchandising Data</u></p> <p>1952-1963 Monthly</p>
40	<p><u>G.7.4.2 Monthly Department Store Stocks</u></p> <p>1954-1964 Monthly <u>Formerly:</u> 1947-1953 Department Store Stocks</p>
41	<p><u>G.8 Index Numbers of Wholesale Prices</u></p> <p>1953-1978 Monthly <u>Note:</u> G.8 was discontinued as of June 23, 1978; most of the data in G.8 was provided by the Bureau of Labor Statistics.</p>
42	<p><u>G.9 Maturity Distribution of Outstanding Negotiable Time Certificates of Deposit at Large Commercial Banks</u></p> <p>1979-1987 Monthly <u>Formerly:</u> 1964-1966 Maturity Distribution of Outstanding Negotiable Time Certificates of Deposit (E.8, Quarterly) 1966-1979 Maturity Distribution of Outstanding Negotiable Time Certificates of Deposit (G.9, Monthly)</p>

43	<p><u>G.10 Major Nondeposit Funds of Commercial Banks</u>⁶</p> <p>1979-1994</p> <p>Monthly</p> <p><u>Note:</u></p> <p>In 1994, Major Nondeposit Funds of Commercial Banks (G.10) merged with Loans and Securities at All Commercial Banks (G.7), and Assets and Liabilities of Insured Domestically Chartered and Foreign-related Banking Institutions (H.8) to form Assets and Liabilities of Commercial Banks in the United States (H.8).</p>
44	<p><u>G.11 Debits, Demand Deposits, and Turnover at 233 Individual Centers</u>⁷</p> <p>1967-1969</p> <p>Monthly</p> <p><u>Note:</u></p> <p>As of September 30, 1969, Debits, Demand Deposits, and Turnover at 233 Individual Centers (G.11) merged with Bank Debits and Deposits Turnover (G.6) to form Bank Debits, Deposits and Deposit Turnover (G.6).</p>
45	<p><u>G.11 Finance Rate and Other Terms on New and Used Car Instalment Credit Contracts Purchased from Dealers by Major Auto Finance Companies</u>⁸</p> <p>1972-1975</p> <p>Monthly</p> <p><u>Note:</u></p> <p>In 1976, Finance Rate and Other Terms on New and Used Car Instalment Credit Contracts Purchased from Dealers by Major Auto Finance Companies (G.11) merged with Automobile Loans by Major Finance Companies (G.25), and Automobile Instalment Credit Developments (G.26) to form Automobile Credit (G.26).</p>
46	<p><u>G.11 Monthly Report of Condition for U.S. Agencies, Branches, and Domestic Banking Subsidiaries of Foreign Banks</u></p> <p>1976-1980</p> <p>Monthly</p> <p><u>Formerly:</u></p> <p>1976 Monthly Report of Condition for Foreign Banking Institutions in the U.S. (G.11)</p>

⁶ See Appendix, Figure 4.

⁷ See Appendix, Figure 3.

⁸ See Appendix, Figure 1.

47	<p>G.12.2 National Summary of Business Conditions⁹ 1923-1973 Monthly <u>Note:</u> In 1973, National Summary of Business Conditions (G.12.2) merged with Business Indexes (G.12.3) to form Industrial Production (G.12.3).</p>
48	<p><u>G.12.3 Industrial Production¹⁰</u> 1973-1990 Monthly <u>Formerly:</u> 1938-1973 Business Indexes (G.12.3) <u>Note:</u> In 1990, Industrial Production (G.12.3) merged with Capacity Utilization, Manufacturing, Mining, Utilities and Industrial Materials (G.3) to form Industrial Production and Capacity Utilization (G.17).</p>
49	<p><u>G.13 Selected Interest Rates¹¹</u> 1979-2002 Monthly <u>Formerly:</u> 1929-1936 Money Rates Open Market Rates in New York City (Weekly) 1936-1940 Open Market Money Rates in New York City (Weekly) 1940-1942 Open Market Rates in New York City (Weekly) 1942-1944 Open Market Money Rates in New York City (Weekly) 1944-1976 Open Market Money Rates and Bond Prices (G.13, Monthly) 1977-1979 Selected Interest Rates and Bond Prices (G.13 Monthly) <u>Note:</u> In 1976, U.S. Government Security Yields and Prices (G.14) was incorporated into Open Market Money Rates and Bond Prices (G.13). Selected Interest Rates (G.13, monthly) was discontinued on Jan. 8, 2002. The data can be found in Selected Interest Rates (H.15, daily & weekly).</p>
50	<p><u>G.14 Monthly Report of Assets and Liabilities of Large International Banking Facilities</u> 1987-1990 Monthly <u>Formerly:</u> 1982-1983 Weekly Report of Assets and Liabilities of International Banking Facilities (H.14) 1983-1987 Monthly Report of Assets and Liabilities of International Banking Facilities (G.14)</p>

⁹ See Appendix, Figure 2.

¹⁰ See Appendix, Figure 2

¹¹ See Appendix, Figure 5.

51	<p>G.14 U.S. Government Security Yields and Prices¹²</p> <p>1956-1975 Monthly <u>Formerly:</u> 1944-1953 U.S. Government Security Yields and Prices and High-grade Corporate Bond Yields (R&S 100) 1953-1956 U.S. Government Security Yields and Prices (R&S 100) <u>Note:</u> In 1976, U.S. Government Security Yields and Prices (G.14) was incorporated into Open Market Money Rates and Bond Prices (G.13).</p>
52	<p>G.15 Interdistrict Settlement Fund</p> <p>1936-1976 Monthly <u>Formerly:</u> 1915-1935 Gold Settlement Fund (B 812)</p>
53	<p>G.16 Retail Furniture Report</p> <p>1942-1966 Monthly</p>
54	<p>G.16 Summary of Equity Security Transactions and Ownership of Directors, Officers, and Principal Stockholders of Member State Banks as Reported Pursuant to Section 16(a) of the Securities Exchange Act of 1934</p> <p>1967-1984 Monthly</p>
55	<p>G.17 Department Store Credit</p> <p>1953-1966 Monthly <u>Formerly:</u> 1942-1953 Department Store Credit (G.17.3)</p>
56	<p>G.17 Maturity Distribution of Euro-Dollar Deposits in Foreign Branches of U.S. Banks</p> <p>1969-1973 Monthly</p>

¹² See Appendix, Figure 5.

57	<p><u>G.17 Industrial Production and Capacity Utilization</u>¹³</p> <p>1990- Monthly <u>Note:</u> In 1990, Capacity Utilization, Manufacturing, Mining, Utilities and Industrial Materials (G.3) merged with Industrial Production (G.12.3) to form Industrial Production and Capacity Utilization (G.17).</p>
58	<p><u>G.17.2 Retail Instalment Credit at Furniture and Household Appliance Stores</u></p> <p>1950-1953 Monthly <u>Formerly:</u> 1942-1943 Retail Instalment Credit 1943-1949 Retail Instalment Credit at Furniture, Household Appliance, and Jewelry Stores (G.17.2)</p>
59	<p><u>G.18 Consumer Instalment Credit at Commercial Banks</u></p> <p>1953-1975 Monthly <u>Formerly:</u> 1942-1952 Consumer Instalment Credit of Commercial Banks (G.18.1)</p>
60	<p><u>G.19 Consumer Credit</u></p> <p>1996- Monthly <u>Formerly:</u> 1942-1976 Consumer Credit (G.19) 1976-1996 Consumer Instalment Credit (G.19) <u>Note:</u> From 1942 to 1952, the Board published three separate releases: Consumer Instalment Credit of Industrial Banks, Consumer Instalment Credit of Industrial Loan Companies, and Consumer Instalment Loans of the Principal Types of Financial Institutions. All related to: Consumer Credit (G.19).</p>
61	<p><u>G.20 Finance Companies</u>¹⁴</p> <p>1970- Monthly <u>Note:</u> In 1970, Sales Finance Companies (G.20) merged with Consumer Credit at Consumer Finance Companies (G.22) to form Finance Companies (G.20).</p>

¹³ See Appendix, Figure 2.

¹⁴ See Appendix, Figure 6.

62	<p><u>G.20 Sales Finance Companies</u>¹⁵</p> <p>1942-1970 Monthly <u>Note:</u> In 1970, Sales Finance Companies (G.20) merged with Consumer Credit at Consumer Finance Companies (G.22) to form Finance Companies (G.20).</p>
63	<p><u>G.21 Commercial and Industrial Loan Commitments at Selected Large Commercial Banks</u></p> <p>1984-1987 Monthly <u>Formerly:</u> 1975-1984 Loan Commitments at Selected Large Commercial Banks (G.21)</p>
64	<p><u>G.21 Consumer Loans Made Under Effective State Small Loan Laws</u></p> <p>1956-1962 Monthly <u>Formerly:</u> 1953 Loans Outstanding at Consumer Finance Companies (G.21) 1954-1956 Consumer Finance Companies, Loans Outstanding and Volume of Loans Made (G.21)</p>
65	<p>G.22 Consumer Credit at Consumer Finance Companies¹⁶</p> <p>1958-1970 Monthly <u>Note:</u> In 1970, Consumer Credit at Consumer Finance Companies (G.22) merged with Sales Finance Companies (G.20) to form Finance Companies (G.20).</p>
66	<p><u>G.25 Automobile Loans by Major Finance Companies</u>¹⁷</p> <p>1970-1975 Monthly <u>Formerly:</u> 1965-1966 Automobile Loans by Major Sales Finance Companies (L.4.1) 1966-1970 Automobile Loans by Major Sales Finance Companies (G.25) <u>Note:</u> In 1976, Automobile Loans by Major Finance Companies (G.25) merged with Automobile Instalment Credit Developments (G.26), and Finance Rate and Other Terms on New and Used Car Instalment Credit Contracts Purchased from Dealers by Major Auto Finance Companies (G.11) to form Automobile Credit (G.26).</p>

¹⁵ See Appendix, Figure 6.

¹⁶ See Appendix, Figure 6.

¹⁷ See Appendix, Figure 1.

67	<p><u>G.26 Automobile Instalment Credit Developments</u>¹⁸</p> <p>1967-1975 Monthly <u>Note:</u> In 1976, Automobile Instalment Credit Developments (G.26) merged with Automobile Loans by Major Finance Companies (G.25), and Finance Rate and Other Terms on New and Used Car Instalment Credit Contracts Purchased from Dealers by Major Auto Finance Companies (G.11) to form Automobile Credit (G.26).</p>
68	<p><u>G.27 Commercial and Industrial Loans to U.S. Addresses, Excluding Bankers' Acceptances and Commercial Paper, by Industry</u></p> <p>1979-1983 Weekly <u>Formerly:</u> 1951-1952 Changes in Commercial and Industrial Loans by Industry and Purpose (H.12) 1952-1964 Changes in Commercial and Industrial Loans by Industry (H.12) 1964-1978 Commercial and Industrial Loans Outstanding by Industry (H.12)</p>
69	<p><u>H.2 Actions of the Board, its Staff, and the Federal Reserve Banks; Applications and Reports Received</u></p> <p>1988- Weekly <u>Formerly:</u> 1960-1963 Applications to Merge Banks or to Form or Expand a Bank Holding Company Received by or Acted on by the Board (K.2) 1963-1966 Applications Received, or Acted on by the Board (H.2) 1967-1974 Applications and Reports Received, or Acted on by the Board (H.2) 1974-1978 Applications and Reports Received or Acted on and All Other Actions of the Board (H.2) 1979-1987 Actions of the Board, Applications and Reports Received (H.2) <u>Note:</u> Notice of Formations and Mergers of, and Acquisitions by, Bank Holding Companies; Change in Bank Control (H.2A) is attached to the H.2 release.</p>
70	<p><u>H.3 Aggregate Reserves of Depository Institutions and the Monetary Base</u></p> <p>1981- Weekly <u>Formerly:</u> 1967-1970 Aggregate Reserves and Member Bank Deposits (G.10, Monthly) 1970-1981 Aggregate Reserves and Member Bank Deposits (H.3, Weekly)</p>

¹⁸ See Appendix, Figure 1.

71	<p><u>H.4.1 Factors Affecting Reserve Balances of Depository Institutions and Condition Statement of Federal Reserve Banks</u></p> <p>1997- Weekly <u>Formerly:</u> 1914-1927 Resources and Liabilities of the Federal Reserve Banks (B 801) 1928-1946 Condition of Federal Reserve Banks (FR 283) 1946-1955 Condition of Federal Reserve Banks (H.4.1) 1956-1961 Weekly Averages of Member Bank Reserves, Reserve Bank Credit, and Related Items and Statement of Condition of the Federal Reserve Banks (H.4.1) 1961-1980 Factors Affecting Bank Reserves and Condition Statement of F.R. Banks (H.4.1) 1981-1984 Factors Affecting Reserves of Depository Institutions and Condition Statement of F.R. Banks (H.4.1) 1984-1997 Factors Affecting Reserve Balances of Depository Institutions and Condition Statement of F.R. Banks (H.4.1)</p> <p><u>Note:</u> Title varies slightly from 1914 to 1927. Reserve bank credit outstanding was included beginning May 29, 1930.</p>
72	<p><u>H.4.2 Weekly Consolidated Condition Report of Large Commercial Banks in the United States</u></p> <p>1991-1996 Weekly <u>Formerly:</u> 1919-1920 Condition of Member Banks 1920-1929 Condition of Member Banks in Leading Cities 1929-1935 Condition of Weekly Reporting Member Banks in Leading Cities (B 804) 1935-1937 Condition of Weekly Reporting Member Banks in 101 Leading Cities (B 804) 1937-1941 Condition of Weekly Reporting Member Banks in 101 Leading Cities (FR 284) 1941-1946 Condition of Weekly Reporting Member Banks in Leading Cities (FR 284) 1946-1966 Condition of Weekly Reporting Member Banks in Leading Cities (H.4.2) 1966-1969 Weekly Condition Report of Large Commercial Banks (H.4.2) 1969-1978 Weekly Condition Report of Large Commercial Banks and Domestic Subsidiaries (H.4.2) 1979-1991 Weekly Consolidated Condition Report of Large Commercial Banks and Domestic Subsidiaries (H.4.2)</p> <p><u>Note:</u> From December 16, 1917 to February 1, 1919, the Board published Condition of Member Banks together with Resources and Liabilities of the Federal Reserve Banks. On February 8, 1919, the two releases were separated.</p>
73	<p><u>H.4.3 Condition of Weekly Reporting Member Banks in New York and Chicago</u></p> <p>1962-1979 Weekly</p>

	<p><u>Formerly:</u> 1927-1962 Condition of Weekly Reporting Member Banks in Central Reserve Cities (H.4.3)</p>
74	<p><u>H.5 Selected Borrowings in Immediately Available Funds of Large Commercial Banks</u>¹⁹</p> <p>1989-1997 Weekly <u>Formerly:</u> 1964-1980 Reserve Positions of Major Reserve City Banks (H.5) 1980-1989 Selected Borrowings in Immediately Available Funds of Large Member Banks (H.5)</p> <p><u>Note:</u> In 1964, Reserve Positions of Major Banks (L.5.6) was divided into Transactions of Major Reserve City Banks with U.S. Government Securities Dealers (L.5.6) and Reserve Positions of Major Reserve City Banks (H.5). Data on the repurchase agreement liabilities of depositories continued to be provided in the Money Stock, Liquid Assets, and Debt Measures (H.6) after July 1997.</p>
75	<p><u>H.6 Money Stock Measures</u></p> <p>2002- Weekly <u>Formerly:</u> 1960-1965 Demand Deposits, Currency and Related Items (J.3, Semimonthly) 1965-1966 Demand Deposits, Currency and Related Items (H.6) 1966-1970 Money Supply and Time Deposits (H.6) 1970-1971 Money Stock and Time Deposits (H.6) 1971-1980 Money Stock Measures (H.6) 1980-1984 Money Stock Measures and Liquid Assets (H.6) 1984-1998 Money Stock, Liquid Assets, and Debt Measures (H.6) 1998-2002 Money Stock and Debt Measures (H.6)</p> <p><u>Note:</u> From April 22, 1983 to October 1997, Monthly Survey of Selected Deposits (FR2042) was a special supplementary table to H.6. The Board discontinued publishing the M3 monetary aggregate on March 23, 2006.</p>
76	<p><u>H.7 Deposits, Reserves and Borrowings of Member Banks</u>²⁰</p> <p>1969-1979 Weekly <u>Formerly:</u> 1946-1969 Deposits, Reserves and Borrowings of Member Banks (J.1, Semimonthly)</p> <p><u>Note:</u> In 1946, Deposits of Country Member Banks (L.4.4(1)) merged with Deposits, Reserves and Borrowings of Member Banks (L.4.4(2)) to form Deposits, Reserves and Borrowings of Member Banks (J.1).</p>

¹⁹ See Appendix, Figure 7.

²⁰ See Appendix, Figure 8.

77	<p><u>H.8 Assets and Liabilities of Commercial Banks in the United States</u> ²¹</p> <p>1994- Weekly <u>Note:</u> In 1994, Assets and Liabilities of Insured Domestically Chartered and Foreign-related Banking Institutions (H.8) merged with Loans and Securities at All Commercial Banks (G.7), and Major Nondeposit Funds of Commercial Banks (G.10) to form Assets and Liabilities of Commercial Banks in the United States (H. 8).</p>
78	<p><u>H.8 Assets and Liabilities of Insured Domestically Chartered and Foreign-related Banking Institutions</u> ²²</p> <p>1985-1994 Weekly <u>Formerly:</u> 1947 All Member Banks: Assets and Liabilities (L.4.7, Monthly) 1947-1963 Assets and Liabilities of All Banks in the United States (G.7, Monthly) 1963-1969 Assets and Liabilities of All Banks in the United States (J.4, Semimonthly) 1969-1979 Assets and Liabilities of All Commercial Banks in the United States (H.8) 1979-1981 Assets and Liabilities of Domestically Chartered Commercial Banks (H.8) 1982-1984 Assets and Liabilities of Domestically Chartered and Foreign-related Banking Institutions (H.8) <u>Note:</u> In 1994, Assets and Liabilities of Insured Domestically Chartered and Foreign-related Banking Institutions (H.8) merged with Loans and Securities at All Commercial Banks (G.7), and Major Nondeposit Funds of Commercial Banks (G.10) to form Assets and Liabilities of Commercial Banks in the United States (H. 8).</p>
79	<p><u>H.8a Weekly Department Store Sales</u></p> <p>1947-1964 Weekly <u>Note:</u> From 1952 to 1960, a Special Weekly Report on Department Store Sales – United States Summary was prepared.</p>
80	<p><u>H.8b Weekly Department Store Sales, Selected Cities and Areas</u></p> <p>1954-1966 Weekly <u>Formerly:</u> 1945-1953 Department Store Sales, by Cities (H.11) 1953-1954 Department Store Sales in Selected Cities and Areas (H.11)</p>

²¹ See Appendix, Figure 4.

²² See Appendix, Figure 4.

81	<p><u>H.9 Weekly Summary of Reserves and Interest Rates</u> 1982-1983 Weekly <u>Formerly:</u> 1969-1982 Weekly Summary of Banking and Credit Measures (H.9)</p>
82	<p><u>H.10 Foreign Exchange Rates</u> 1946- Weekly <u>Formerly:</u> 1942-1946 Foreign Exchange Rates (FR 266, Weekly) <u>Related to:</u> Foreign Exchange Rates (FR 266 Daily, G.5 Monthly & G.5a Annual).</p>
83	<p><u>H.13 Selected Interest & Exchange Rates, Weekly Series of Charts</u> 1974-2004 Weekly <u>Formerly:</u> 1961-1969 Capital Market Developments Abroad (H.13) 1969-1974 Selected Interest & Exchange Rates for Major Countries & the U.S., Weekly Series of Charts (H.13) <u>Note:</u> The Board ceased the publication January 2004. The data on exchange rates can be found in Foreign Exchange Rates (H.10).</p>
84	<p><u>H.15 Selected Interest Rates</u> 1979- Daily & Weekly <u>Formerly:</u> 1956-1975 U.S. Government Security Yields and Prices (H.15) 1976-1977 Open Market Money Rates and Bond Prices (H.15) 1977-1979 Selected Interest Rates and Bond Prices (H.15) <u>Related to:</u> Selected Interest Rates (G.13, Monthly). <u>Note:</u> H.15 includes daily, weekly, monthly and annual data.</p>
85	<p><u>H.16 Capital Market Developments</u> 1973-1981 Weekly <u>Formerly:</u> 1954-1960 Capital Market Developments (H.14) 1960-1961 Capital Market Developments in the United States and Canada (H.14) 1961-1968 Capital Market Developments in the United States (H.14) 1968-1973 Capital Market Developments (L.5.8)</p>

86	<p><u>K.3 Changes in State Member Banks</u> 1968-1989 Weekly <u>Formerly:</u> 1919-1946 Changes in State Bank Membership (FR 270) 1946-1968 Changes in State Bank Membership (K.3, Semimonthly)</p>
87	<p><u>K.11 Holdover Float as Per Cent of Dollar Amounts Received</u> 1976-1982 Weekly</p>
88	<p>K.22 Nonmember Banks with Principal Places of Business in ... 1954-1996 Annual <u>Note:</u> There are two parts in K.22: Nonmember Banks with Principal Places of Business in the United States; and Nonmember Banks with Principal Places of Business in Foreign Countries or Overseas Areas of the United States.</p>
89	<p><u>L.2.1 Industrial Advances and Commitments</u>²³ 1948-1954 Semiannual <u>Formerly:</u> 1936-1946 Industrial Advances and Commitments (B 819) 1946-1948 Industrial Advances and Commitments (L.4.2) <u>Note:</u> In 1936, Industrial Advances by Federal Reserve Banks: Summary of Applications, Approvals, Rejections and Commitments (B 816, 1934-1936) and Industrial Advances and Commitments Under Section 13(b) of the Federal Reserve Act (B 817, 1934-1936) were merged into Industrial Advances and Commitments (B 819).</p>
90	<p><u>L.3.2 Assets of Weekly Reporting Member Banks Tabulated From Reports of Condition</u> 1957-1974 Quarterly <u>Note:</u> Issued simultaneously with: Liabilities of Weekly Reporting Banks Tabulated From Reports of Condition (L.3.2 (a)).</p>
91	<p><u>L.4.1 Earnings and Expenses of Federal Reserve Banks</u> 1947-1961 Monthly</p>

²³ See Appendix, Figure 9.

	<p>Formerly: 1944-1946 Earnings and Expenses of Federal Reserve Banks (B-811)</p>
92	<p><u>L.4.1 Survey of Maturity Structure of Outstanding Large Denomination Certificates of Deposits at Large Commercial Banks</u> 1979-1987 Monthly Formerly: 1967-1978 Survey of Maturity Structure of Outstanding Large Denomination Certificates of Deposits at Large Weekly Reporting Banks</p>
93	<p><u>L.4.2 Auto Loans by Commercial Banks: Maturities and Dealer Cost Ratios</u> 1971-1974 Monthly Formerly: 1956 Down Payments and Maturities on Automobile Instalment Loans (L.4.2) 1956-1962 Maturities on Automobile Instalment Loans (L.4.2) 1963-1965 Automobile Instalment Loans at Commercial Banks (L.4.2) 1965-1971 Direct Auto Loans by Commercial Banks (L.4.2)</p>
94	<p><u>L.4.3 Banking and Monetary Developments</u> 1956-1979 Monthly</p>
95	<p><u>L.4.4(1) Deposits of Country Member Banks</u>²⁴ 1944-1946 Semimonthly Formerly: 1929-1935 Average Net Demand and Time Deposits of Member Banks Located in Places with a Population of less than 15,000 (B 818) 1936-1943 Average Gross Demand and Time Deposits of Member Banks Located in Places with a Population of less than 15,000 (B 818) 1944 Deposits of Country Member Banks (B 818) <u>Note:</u> In 1946, Deposits of Country Member Banks (L.4.4(1)) merged with Deposits, Reserves and Borrowings of Member Banks (L.4.4(2)) to form Deposits, Reserves and Borrowings of Member Banks (J.1).</p>

²⁴ See Appendix, Figure 8.

96	<p><u>L.4.4(2) Deposits, Reserves and Borrowings of Member Banks</u>²⁵</p> <p>1945-1946 Semimonthly <u>Formerly:</u> 1944 Deposits and Reserves of Member Banks (B 822) 1944-1945 Deposits and Reserves of Member Banks (L.4.4 (2)) <u>Note:</u> In 1946, Deposits, Reserves and Borrowings of Member Banks (L.4.4(2)) merged with Deposits of Country Member Banks (L.4.4(1)) to form Deposits, Reserves and Borrowings of Member Banks (J.1).</p>
97	<p>L.5.2 Daily Average Borrowing from FR Banks</p> <p>1975-1980 Weekly</p>
98	<p><u>L.5.3 Borrowings from Federal Reserve Banks by Reserve City Member Banks</u></p> <p>1958-1973 Weekly <u>Formerly:</u> 1956-1957 Member Bank Borrowings from Federal Reserve Banks: Summary Report Covering Central Reserve and Reserve City Member Banks</p>
99	<p><u>L.5.4 Borrowings from Federal Reserve Banks by Country Member Banks</u></p> <p>1958-1973 Semimonthly <u>Formerly:</u> 1956-1957 Member Bank Borrowings from Federal Reserve Banks: Summary Report Covering Country Member Banks</p>
100	<p><u>L.5.5 Condition of Weekly Reporting Money Market Banks</u></p> <p>1959-1966 Weekly</p>
101	<p><u>L.5.6 Reserve Positions of Major Banks</u>²⁶</p> <p>1962-1964 Weekly <u>Formerly:</u> 1959-1962 Purchases of Federal Funds Reported by Selected Banks (L.6.2) 1962 Reserve Positions of Major Banks (L.6.2)</p>

²⁵ See Appendix, Figure 8.

²⁶ See Appendix, Figure 7.

	<p><u>Note:</u> In 1964, Reserve Positions of Major Banks (L.5.6) was divided into Transactions of Major Reserve City Banks with U.S. Government Securities Dealers (L.5.6) and Reserve Positions of Major Reserve City Banks (H.5).</p>
102	<p><u>L.5.6 Transactions of Major Reserve City Banks with U.S. Government Securities Dealers</u>²⁷ 1964-1980 Weekly <u>Note:</u> In 1964, Reserve Positions of Major Banks (L.5.6) was divided into Transactions of Major Reserve City Banks with U.S. Government Securities Dealers (L.5.6) and Reserve Positions of Major Reserve City Banks (H.5).</p>
103	<p>L.5.7 Selected Deposit Date: All Member Banks Weekly Reporting Banks & 15 Largest Weekly Reporting Banks 1968-1971 Weekly</p>
104	<p><u>Z.1 Flow of Funds Accounts of the United States: Flows and Outstandings</u> 1996- Quarterly <u>Formerly:</u> 1959-1975 Flow of Funds, Seasonally Adjusted and Unadjusted 1975-1991 Flow of Funds Accounts, Seasonally Adjusted and Unadjusted (Z.1) 1992-1996 Flow of Funds Accounts: Flows and Outstandings (Z.1) <u>Note:</u> The Board's first publication of the accounts "Flow of Funds in the United States, 1939-1953", with annual data, was in 1955. Before 1992, Financial Flows was published quarterly and Outstandings was published annually. Year-end Flow of Funds Accounts: Financial Assets and Liabilities, an integral part of the Z.1 release, was published annually from 1977-1991.</p>
105	<p><u>Z.7 Flow of Funds Summary Statistics</u> 1983-1996 Quarterly</p>

²⁷ See Appendix, Figure 7.

Release Number Index

B

B 801	Resources and Liabilities of the Federal Reserve Banks, 71
B 804	Condition of Weekly Reporting Member Banks in Leading Cities, 72
B 804	Condition of Weekly Reporting Member Banks in 101 Leading Cities, 72
B 812	Gold Settlement Fund, 52
B 816	Industrial Advances by Federal Reserve Banks: Summary of Applications, Approvals, Rejections and Commitments, 1
B 817	Industrial Advances and Commitments Under Section 13(b) of the Federal Reserve Act, 2
B 818	Average Gross Demand and Time Deposits of Member Banks Located in Places with a Population of less than 15,000, 95
B 818	Average Net Demand and Time Deposits of Member Banks Located in Places with a Population of less than 15,000, 95
B 818	Deposits of Country Member Banks, 95
B 819	Industrial Advances and Commitments, 89
B 822	Deposits and Reserves of Member Banks, 96

C

C. 2	Aggregate Summaries of Annual Surveys of Securities Credit Extension, 3
C. 4	Insured Bank Income by Size of Bank, 4
C. 4	Member Bank Income, 4
C. 5	Bank Debits and Demand Deposits, 5
C. 5	Bank Debits to Deposit Accounts Except Interbank Accounts, 5
C. 5	Bank Debits to Demand Deposit Accounts Except Interbank and U.S. Government Accounts, 5
C. 5	Bank Holding Companies and Subsidiary Bank, Domestic, 6
C. 5a	End of Month Demand Deposits Except Interbank and U.S. Government Accounts, 5
C. 6	Bank Holding Companies and Subsidiary Bank, Domestic and Foreign, 7
C. 7.3	Department Store Trade, United States, 7
C. 8	Distribution of Bank Deposits by Counties and Standard Metropolitan Areas, 9
C. 9	Balance Sheets for the U.S. Economy, 10

E

E. 2	Bank Rates on Short Term Business Loans, 11
E. 2	Survey of Terms of Bank Lending, 11
E. 2	Survey of Terms of Business Lending, 11
E. 3.1	Summary Report, Assets and Liabilities of Member Banks, 12
E. 3.4	Assets and Liabilities of All Member Banks by Class of Bank, 13
E. 3.4	Assets and Liabilities of All Commercial Banks by Class of Bank, 13
E. 3.4	Assets and Liabilities of Commercial Banks by Class of Bank, 13
E. 3.4	Domestic Offices, Commercial Bank Assets and Liabilities Consolidated Report of Condition, 13
E. 3.4	Domestic Offices, Insured Commercial Bank Assets and Liabilities Consolidated Report of Condition, 13
E. 3.4	Member Bank Loans, 13

E. 4	All Banks in the United States and Other Areas, Principal Assets and Liabilities by States, 14
E. 4	All Banks in the United States and Possessions, Principal Assets and Liabilities by States, 14
E. 4	All Banks in the United States, Principal Assets and Liabilities by States, 14
E. 4	Automobile Credit, 15
E. 5	Capacity Utilization in Manufacturing, 28
E. 5	Choosing a Credit Card, 16
E. 5	Shop: The Card You Pick Can Save You Money, 16
E. 5	Member Bank Earnings, 4
E. 5	Member Bank Income, 4
E. 6	Sales, Profits and Dividends of Large Corporations, 17
E. 6	Sales, Revenue, Profits and Dividends of Large Manufacturing Corporations, 17
E. 7	List of Foreign Margin Stocks, 18
E. 7	List of Marginable OTC Stocks, 18
E. 7	List of Marginable OTC Stocks and List of Foreign Margin Stocks, 18
E. 7	List of OTC Margin Stocks, 18
E. 8	Maturity Distribution of Outstanding Negotiable Time Certificates of Deposit, 42
E. 8	Volume and Composition of Individuals' Saving, 19
E. 9	Check Collection Services – Federal Reserve System, 20
E. 10	Finance Rates and Other Terms on Selected Types of Consumer Instalment Credit Extended by Major Finance Companies, 21
E. 11	Geographical Distribution of Assets and Liabilities of Major Foreign Branches of U.S. Banks, 22
E. 12	Finance Rates on Selected Consumer Instalment Loans at Reporting Commercial Banks, 23
E. 15	Agricultural Finance Databook, 24
E. 16	Country Exposure Lending Survey, 25
E. 17	All Foreign Subsidiaries of U.S. Bank Holding Companies, 26
E. 17	Branches of Member Banks in Foreign Countries, 26
E. 17	Edge and Agreement Corporations and Branches, 26
E. 17	Foreign Branches and Subsidiaries Lists of All U.S. Banking Organizations, 26
E. 17	Member Banks Foreign Branches, 26

F

FR 2042	Monthly Survey of Selected Deposits, 75
FR 266	Foreign Exchange Rates, 27, 82
FR 267	Foreign Exchange Rates, 31
FR 270	Changes in State Bank Membership, 86
FR 283	Condition of Federal Reserve Banks, 71
FR 284	Condition of Weekly Reporting Member Banks in Leading Cities, 72
FR 284	Condition of Weekly Reporting Member Banks in 101 Leading Cities, 72
FR 344	Bank Debits to Deposit Accounts Except Interbank Accounts, 5
FR 344	Bank Debits: Debits to Deposit Accounts, 5
FR 344	Bank Debits: Debits to Individual Accounts, 5

G

G. 3	Capacity Utilization: Manufacturing and Materials, 28
G. 3	Capacity Utilization, Manufacturing, Mining, Utilities and Industrial Materials, 28

G. 4	State Member Banks of the Federal Reserve System and Nonmember Banks that Maintain Clearing Accounts with Federal Reserve Banks and Corporations Doing Foreign Banking or Financing that Maintain Reserve Accounts with the Federal Reserve Banks, 29
G. 4.5	Changes in Status of Banks and Branches, 30
G. 5	Foreign Exchange Rates, 31
G. 5a	Foreign Exchange Rates, 32
G. 6	Bank Debits, 33
G. 6	Bank Debits and Deposit Turnover, 33
G. 6	Bank Debits to Demand Deposit Accounts, 33
G. 6	Bank Debits, Debits to Deposit Accounts Except Interbank Accounts, 33
G. 6	Bank Debits, Deposits, and Deposit Turnover, 34
G. 6	Debits and Deposit Turnover at Commercial Banks, 34
G. 7	Assets And Liabilities of All Banks in the United States, 78
G. 7	Bank Credit at All Commercial Banks in the United States, 35
G. 7	Loans and Investments at All Commercial Banks, 35
G. 7	Loans and Securities at All Commercial Banks, 35
G. 7.1	Assets and Liabilities of All Member Banks by Districts, 36
G. 7.2	Monthly Department Store Sales, 37
G. 7.2	Monthly Department Store Sales, Selected Cities and Areas, 37
G. 7.3	Monthly Department Store Sales and Stocks by Departments, 38
G. 7.3	Monthly Department Store Sales by Departments, 38
G. 7.4.1	Department Store Merchandising Data, 39
G. 7.4.2	Monthly Department Store Stocks, 40
G. 8	Index Numbers of Wholesale Prices, 41
G. 9	Maturity Distribution of Outstanding Negotiable Time Certificates of Deposit, 42
G. 9	Maturity Distribution of Outstanding Negotiable Time Certificates of Deposit at Large Commercial Banks, 42
G. 10	Aggregate Reserves and Member Bank Deposits, 70
G. 10	Interest Rates Charged on Selected Types of Bank Loans, 23
G. 10	Interest Rates on Selected Consumer Instalment Loans at Reporting Commercial Banks, 23
G. 10	Major Nondeposit Funds of Commercial Banks, 43
G. 11	Debits, Demand Deposits, and Turnover at 233 Individual Centers, 45
G. 11	Finance Rate and Other Terms on New and Used Car Instalment Credit Contracts Purchased from Dealers by Major Auto Finance Companies, 45
G. 11	Monthly Report of Condition for Foreign Banking Institutions in the U.S., 46
G. 11	Monthly Report of Condition for U.S. Agencies, Branches, and Domestic Banking Subsidiaries of Foreign Banks, 46
G. 12.2	National Summary of Business Conditions, 47
G. 12.3	Business Indexes, 48
G. 12.3	Industrial Production, 48
G. 13	Open Market Money Rates and Bond Prices, 49
G. 13	Selected Interest Rates, 47
G. 13	Selected Interest Rates and Bond Prices, 49
G. 14	Monthly Report of Assets and Liabilities of International Banking Facilities, 50
G. 14	Monthly Report of Assets and Liabilities of Large International Banking Facilities, 50
G. 14	Monthly Supplement to the Survey of Terms of Bank Lending, 11
G. 14	Survey Terms of Bank Lending, 11
G. 14	U.S. Government Security Yields and Prices, 51
G. 15	Interdistrict Settlement Fund, 52
G. 16	Retail Furniture Report, 53
G. 16	Summary of Equity Security Transaction and Ownership of Directors, Officers, and Principal Stockholders of Member State Banks as Reported Pursuant to Section 16(a) of The Securities Exchange Act of 1934, 54
G. 17	Department Store Credit, 55

- G. 17 Maturity Distribution of Euro-Dollar Deposits in Foreign Branches of the U.S. Banks, 56
- G. 17 Industrial Production and Capacity Utilization, 57
- G. 17.2 Retail Instalment Credit at Furniture and Household Appliance Stores, 58
- G. 17.2 Retail Instalment Credit at Furniture, Household Appliance, and Jewelry Stores, 58
- G. 17.3 Department Store Credit, 55
- G. 18 Consumer Instalment Credit at Commercial Banks, 59
- G. 18.1 Consumer Instalment Credit of Commercial Banks, 59
- G. 19 Consumer Credit, 60
- G. 19 Consumer Instalment Credit, 60
- G. 20 Finance Companies, 61
- G. 20 Sales Finance Companies, 62
- G. 21 Commercial and Industrial Loan Commitments at Selected Large Commercial Banks, 18
- G. 21 Consumer Finance Companies, Loans Outstanding and Volume of Loans Made, 64
- G. 21 Consumer Loans Made Under Effective State Small Loan Laws, 64
- G. 21 Loan Commitments at Selected Large Commercial Banks, 63
- G. 21 Loans Outstanding at Consumer Finance Companies, 64
- G. 22 Consumer Credit at Consumer Finance Companies, 65
- G. 25 Automobile Loans by Major Finance Companies, 66
- G. 25 Automobile Loans by Major Sales Finance Companies, 66
- G. 26 Automobile Credit, 15
- G. 26 Automobile Instalment Credit Developments, 67
- G. 27 Commercial and Industrial Loans to U.S. Addresses, Excluding Bankers' Acceptances and Commercial Paper, by Industry, 68

H

- H. 2 Actions of the Board, Applications and Reports Received, 69
- H. 2 Actions of the Board, its Staff, and the Federal Reserve Banks; Applications and Reports Received, 69
- H. 2 Applications and Reports Received or Acted on and All other Actions of the Board, 69
- H. 2 Applications and Reports Received, or Acted on by the Board, 69
- H. 2 Applications Received, or Acted on by the Board, 69
- H. 2a Notice of Formations and Mergers of, and Acquisitions by, Bank Holding Companies; Change in Bank Control, 69
- H. 3 Aggregate Reserves and Member Bank Deposits, 70
- H. 3 Aggregate Reserves of Depository Institutions and Monetary Base, 70
- H. 4.1 Condition of Federal Reserve Banks, 71
- H. 4.1 Factors Affecting Bank Reserves and Condition Statement of F.R. Banks, 71
- H. 4.1 Factors Affecting Reserve Balances of Depository Institutions and Condition Statement of Federal Reserve Banks, 71
- H. 4.1 Factors Affecting Reserve Balances of Depository Institutions and Condition Statement of F.R. Banks, 71
- H. 4.1 Factors Affecting Reserves of Depository Institutions and Condition Statement of F.R. Banks, 71
- H. 4.1 Weekly Averages of Member Bank Reserves, Reserve Bank Credit, and Related Items and Statement of Condition of the Federal Reserve Banks, 71
- H. 4.2 Condition of Weekly Reporting Member Banks in Leading Cities, 72
- H. 4.2 Weekly Condition Report of Large Commercial Banks, 72
- H. 4.2 Weekly Condition Report of Large Commercial Banks and Domestic Subsidiaries, 72
- H. 4.2 Weekly Consolidated Condition Report of Large Commercial Banks and Domestic Subsidiaries, 72
- H. 4.2 Weekly Consolidated Condition Report of Large Commercial Banks in the United States, 72

H. 4.3	Condition of Weekly Reporting Member Banks in Central Reserve Cities, 73
H. 4.3	Condition of Weekly Reporting Member Banks in New York And Chicago, 73
H. 5	Reserve Positions of Major Reserve City Banks, 74
H. 5	Selected Borrowing in Immediately Available Funds of Large Commercial Banks, 74
H. 5	Selected Borrowing in Immediately Available Funds of Large Member Banks, 74
H. 6	Demand Deposits, Currency and Related Items, 75
H. 6	Money Stock and Debt Measures, 75
H. 6	Money Stock and Time Deposits, 75
H. 6	Money Stock Measures, 75
H. 6	Money Stock Measures and Liquid Assets, 75
H. 6	Money Stock, Liquid Assets, and Debt Measures, 75
H. 6	Money Supply and Time Deposits, 75
H. 7	Deposits, Reserves and Borrowings of Member Banks, 76
H. 8	Assets and Liabilities of All Commercial Banks in the United States, 78
H. 8	Assets and Liabilities of Commercial Banks in the United States, 77
H. 8	Assets and Liabilities of Domestically Chartered and Foreign-related Banking Institutions, 78
H. 8	Assets and Liabilities of Domestically Chartered Commercial Banks, 78
H. 8	Assets and Liabilities of Insured Domestically Chartered and Foreign-related Banking Institutions, 78
H. 8a	Weekly Department Store Sales, 79
H. 8b	Weekly Department Store Sales, Selected Cities and Areas, 80
H. 9	Weekly Summary of Banking and Credit Measures, 81
H. 9	Weekly Summary of Reserves and Interest Rates, 81
H. 10	Foreign Exchange Rates, 82
H. 11	Department Store Sales by Cities, 80
H. 11	Department Store Sales in Selected Cities and Areas, 80
H. 12	Changes in Commercial and Industrial Loans by Industry, 68
H. 12	Changes in Commercial and Industrial Loans by Industry and Purpose, 68
H. 12	Commercial and Industrial Loans Outstanding by Industry, 68
H. 13	Capital Market Developments Abroad, 83
H. 13	Selected Interest & Exchange Rates for Major Countries & the U.S., Weekly Series of Charts, 83
H. 13	Selected Interest & Exchange Rates, Weekly Series of Charts, 83
H. 14	Capital Market Developments, 85
H. 14	Capital Market Developments in the United States, 85
H. 14	Capital Market Developments in the United States and Canada, 85
H. 14	Weekly Report of Assets and Liabilities of International Banking Facilities, 50
H. 15	Selected Interest Rates, 84
H. 15	U.S. Government Security Yields and Prices, 84
H. 15	Open Market Money Rates and Bond Prices, 84
H. 15	Selected Interest Rates and Bond Prices, 84
H. 16	Capital Market Developments, 85

J

J. 1	Deposits, Reserves and Borrowings of Member Banks, 76
J. 3	Demand Deposits, Currency and Related Items, 75
J. 3	Finance Rates and Other Terms on Selected Categories of Consumer Instalment Credit Extended by Finance Companies, 21
J. 4	Assets and Liabilities of All Banks in the United States, 78

K

- K. 2 Applications to Merge Banks or to Form or Expand a Bank Holding Company Received by or Acted on by the Board, 69
- K. 3 Changes in State Bank Membership, 86
- K. 3 Changes in State Member Banks, 86
- K. 11 Holdover Float as Per Cent of Dollar Amounts Received, 87
- K. 22 Nonmember Banks with Principal Places of Business in ..., 88

L

- L. 2.1 Industrial Advances and Commitments, 89
- L. 3.2 Assets of Weekly Reporting Member Banks Tabulated From Reports of Condition, 90
- L. 4.1 Automobile Loans by Major Sales Finance Companies, 66
- L. 4.1 Earnings and Expenses of Federal Reserve Banks, 91
- L. 4.1 Maturity Structure of Outstanding Certificates of Deposit at Large Weekly Reporting Banks, 92
- L. 4.1 Survey of Maturity Structure of Outstanding Large Denomination Certificates of Deposits at Large Commercial Banks, 92
- L. 4.2 Auto Loans by Commercial Banks: Maturities and Dealer Cost Ratios, 93
- L. 4.2 Automobile Instalment Loans at Commercial Banks, 93
- L. 4.2 Direct Auto Loans by Commercial Banks, 93
- L. 4.2 Down Payments and Maturities on Automobile Instalment Loans, 93
- L. 4.2 Maturities on Automobile Instalment Loans, 93
- L. 4.2 Industrial Advances and Commitments, 89
- L. 4.3 Banking and Monetary Developments, 94
- L. 4.4(1) Deposits of Country Member Banks, 95
- L. 4.4(2) Deposits, Reserves and Borrowings of Member Banks, 96
- L. 4.4(2) Deposits and Reserves of Member Banks, 96
- L. 4.5 Changes in Status of Banks and Branches, 30
- L. 4.7 All Member Banks: Assets and Liabilities, 78
- L. 5.2 Daily Average Borrowing from FR Banks, 97
- L. 5.3 Borrowings from Federal Reserve Banks by Reserve City Member Banks, 98
- L. 5.4 Borrowings from Federal Reserve Banks by Country Member Banks, 99
- L. 5.5 Condition of Weekly Reporting Money Market Banks, 100
- L. 5.6 Reserve Positions of Major Banks, 101
- L. 5.6 Transactions of Major Reserve City Banks with U.S. Government Securities Dealers, 102
- L. 5.7 Selected Deposit Date: All Member Banks Weekly Reporting Banks & 15 Largest Weekly Reporting Banks, 103
- L. 5.8 Capital Market Developments, 85
- L. 6.2 Purchases of Federal Funds Reported by Selected Banks, 101
- L. 6.2 Reserve Positions of Major Banks, 101

R

- R&S 100 U.S. Government Security Yields and Prices, 51
- R&S 100 U.S. Government Security Yields and Prices and High-grade Corporate Bond Yields, 51

X

- X 1479 Foreign Exchange Rates, 27
- X 1479 Noon Buying Rate for Cable Transfers in New York City, 27

Z

- Z. 1 Flow of Funds Accounts: Flows and Outstandings, 104
- Z. 1 Flow of Funds Accounts of the United States: Flows and Outstandings, 104
- Z. 1 Flow of Funds Accounts, Seasonally Adjusted and Unadjusted, 104
- Z. 7 Flow of Funds Summary Statistics, 105

Title Index

A

Abstract of Condition of Member Banks, 12
Abstract of Condition Reports of State Bank and Trust Company Members, and of All Member Banks, 12
Actions of the Board, Applications and Reports Received, 69
Actions of the Board, Its Staff, and the Federal Reserve Banks; Applications and Reports Received, 69
Aggregate Reserves and Member Bank Deposits, 70
Aggregate Reserves of Depository Institutions and Monetary Base, 70
Aggregate Summaries of Annual Surveys of Securities Credit Extension, 3
Agricultural Finance Databook, 24
All Banks in the United States and Other Areas, Principal Assets and Liabilities by States, 14
All Banks in the United States and Possessions, Principal Assets and Liabilities by States, 14
All Banks in the United States, Principal Assets and Liabilities by States, 14
All Foreign Subsidiaries of U.S. Bank Holding Companies, 26
All Member Banks: Assets and Liabilities, 78
Applications and Reports Received or Acted on and All other Actions of the Board, 69
Applications and Reports Received, or Acted on by the Board, 69
Applications Received, or Acted on by the Board, 69
Applications to Merge Banks or to Form or Expend a Bank Holding Company Received by or Acted on by the Board, 69
Assets and Liabilities of All Banks in the United States, 78
Assets and Liabilities of All Commercial Banks in the United States, 78
Assets and Liabilities of All Commercial Banks by Class of Bank, 13
Assets and Liabilities of All Member Banks by Class of Bank, 13
Assets and Liabilities of All Member Banks by Districts, 36
Assets and Liabilities of Commercial Banks in the United States, 77
Assets and Liabilities of Commercial Banks by Class of Bank, 13
Assets and Liabilities of Domestically Chartered and Foreign-related Banking Institutions, 78
Assets and Liabilities of Domestically Chartered Commercial Banks, 78
Assets and Liabilities of Insured Domestically Chartered and Foreign-related Banking Institutions, 78
Assets and Liabilities of Member Banks, 13
Assets of Weekly Reporting Member Banks Tabulated From Reports of Condition, 90
Auto Loans by Commercial Banks: Maturities and Dealer Cost Ratios, 93
Automobile Credit, 15
Automobile Instalment Credit Developments, 67
Automobile Instalment Loans at Commercial Banks, 93
Automobile Loans by Major Finance Companies, 66
Automobile Loans by Major Sales Finance Companies, 66
Average Gross Demand and Time Deposits of Member Banks Located in Places with a Population of less than 15,000, 95
Average Net Demand and Time Deposits of Member Banks Located in Places with a Population of less than 15,000, 95

B

Balance Sheets for the U.S. Economy, 10
Bank Credit at All Commercial Banks in the United States, 35

- Bank Debits and Demand Deposits, 5
- Bank Debits and Deposit Turnover, 33
- Bank Debits to Demand Deposit Accounts Except Interbank Accounts, 5
- Bank Debits to Demand Deposit Accounts Except Interbank and U.S. Government `Accounts, 5
- Bank Debits to Demand Deposit Accounts, 33
- Bank Debits, 33
- Bank Debits, Debits to Deposit Accounts Except Interbank Accounts, 33
- Bank Debits, Deposits, and Deposit Turnover, 35
- Bank Debits: Debits to Deposit Accounts, 5
- Bank Debits: Debits to Individual Accounts, 5
- Bank Holding Companies and Subsidiary Bank, Domestic, 6
- Bank Holding Companies and Subsidiary Bank, Domestic and Foreign, 7
- Bank Rates on Short Term Business Loans, 11
- Banking and Monetary Developments, 94
- Borrowings from Federal Reserve Banks by Country Member Banks, 99
- Borrowings from Federal Reserve Banks by Reserve City Member Banks, 98
- Branches of Member Banks in Foreign Countries, 26
- Business Indexes, 48

C

- Capacity Utilization in Manufacturing, 28
- Capacity Utilization: Manufacturing and Materials, 28
- Capacity Utilization, Manufacturing, Mining, Utilities and Industrial Materials, 28
- Capital Market Development Abroad, 83
- Capital Market Developments, 85
- Capital Market Developments in the United States, 85
- Capital Market Developments in the United States and Canada, 85
- Changes in Commercial and Industrial Loans by Industry, 68
- Changes in Commercial and Industrial Loans by Industry and Purpose, 68
- Changes in State Member Banks, 86
- Changes in State Bank Membership, 86
- Changes in Status of Banks and Branches, 30
- Check Collection Services – Federal Reserve System, 20
- Choosing a Credit Card, 16
- Commercial and Industrial Loan Commitments at Selected Large Commercial Banks, 63
- Commercial and Industrial Loans Outstanding, by Industry, 68
- Commercial and Industrial Loans to U.S. Addresses, Excluding Bankers' Acceptances and Commercial Paper by Industry, 68
- Comprehensive List of Credit Terms, Part II, 16
- Condition of Federal Reserve Banks, 71
- Condition of Member Banks, 72
- Condition of Member Banks in Leading Cities, 72
- Condition of Weekly Reporting Member Banks in 101 Leading Cities, 72
- Condition of Weekly Reporting Member Banks in Central Reserve Cities, 73
- Condition of Weekly Reporting Member Banks in Leading Cities, 72
- Condition of Weekly Reporting Member Banks in New York and Chicago, 73
- Condition of Weekly Reporting Money Market Banks, 100
- Consumer Credit, 60
- Consumer Credit at Consumer Finance Companies, 65
- Consumer Finance Companies, Loans Outstanding and Volume of Loans Made, 64
- Consumer Instalment Credit at Commercial Banks, 59
- Consumer Instalment Credit of Commercial Banks, 59
- Consumer Instalment Credit of Industrial Banks, 60
- Consumer Instalment Credit of Industrial Loan Companies, 60

Consumer Instalment Credit, 60
Consumer Instalment Loans of the Principal Types of Financial Institutions, 60
Consumer Loans Made Under Effective State Small Loan Laws, 64
Country Exposure Lending Survey, 25

D

Daily Average Borrowing from FR Banks, 97
Debits and Deposit Turnover at Commercial Banks, 34
Debits to Deposit Accounts, 33
Debits to Individual Accounts, 5
Debits, Demand Deposits, and Turnover at 233 Individual Centers, 44
Demand Deposits, Currency and Related Items, 75
Department Store Credit, 55
Department Store Merchandising Data, 39
Department Store Sales, 37
Department Store Sales and Stocks by Major Departments, 38
Department Store Sales, by Cities, 80
Department Store Sales, by Departments, 8
Department Store Sales in Selected Cities and Areas, 80
Department Store Stocks, 40
Department Store Trade, United States, 8
Deposits and Reserves of Member Banks, 96
Deposits of Country Member Banks, 95
Deposits, Reserves and Borrowings of Member Banks, 76, 96
Direct Auto Loans by Commercial Banks, 93
Distribution of Bank Deposits by Counties and Standard Metropolitan Areas, 9
Domestic Offices, Commercial Bank Assets and Liabilities Consolidated Report of Condition, 13
Domestic Offices, Insured Commercial Bank Assets and Liabilities Consolidated Report of Condition, 13
Down Payments and Maturities on Automobile Instalment Loans, 93

E

Earnings and Expenses of Federal Reserve Banks, 91
Edge and Agreement Corporations and Branches, 26
End of Month Demand Deposits Except Interbank and U.S. Government Accounts, 5

F

Factors Affecting Bank Reserves and Condition Statement of F.R. Banks, 71
Factors Affecting Reserve Balances of Depository Institutions and Condition Statement of Federal Reserve Banks, 71
Factors Affecting Reserve Balances of Depository Institutions and Condition Statement of F.R. Banks, 71
Factors Affecting Reserves of Depository Institutions and Condition Statement of F.R. Banks, 71
Finance Companies, 61
Finance Rate and Other Terms on New and Used Car Instalment Credit Contracts Purchased from Dealers by Major Auto Finance Companies, 45
Finance Rates and Other Terms on Selected Categories of Consumer Instalment Credit Extended by Finance Companies, 21

Finance Rates and Other Terms on Selected Types of Consumer Instalment Credit Extended by Major Finance Companies, 21
Finance Rates on Selected Consumer Instalment Loans at Reporting Commercial Banks, 23
Flow of Funds Accounts of the United States: Flows and Outstandings, 104
Flow of Funds Accounts, Seasonally Adjusted and Unadjusted, 104
Flow of Funds Accounts: Flows and Outstandings, 104
Flow of Funds Summary Statistics, 105
Flow of Funds, Seasonally Adjusted and Unadjusted, 104
Foreign Branches and Subsidiaries Lists of All U.S. Banking Organizations, 26
Foreign Exchange Rates, 27, 31, 32, 82

G

Geographical Distribution of Assets and Liabilities of Major Foreign Branches of U.S. Banks, 22
Gold Settlement Fund, 52

H

Holdover Float as Per Cent of Dollar Amounts Received, 87

I

Index Numbers of Wholesale Prices, 41
Industrial Advances and Commitments, 89
Industrial Advances by Federal Reserve Banks: Summary of Applications, Approvals, Rejections and Commitments, 1
Industrial Advances and Commitments Under Section 13(b) of the Federal Reserve Act, 2
Industrial Production, 48
Industrial Production and Capacity Utilization, 57
Insured Bank Income by Size of Bank, 4
Interdistrict Settlement Fund, 52
Interest Rates Charged on Selected Types of Bank Loans, 23
Interest Rates on Selected Consumer Instalment Loans at Reporting Commercial Banks, 23

L

List of Foreign Margin Stocks, 18
List of Marginable OTC Stocks, 18
List of Marginable OTC Stocks and List of Foreign Margin Stocks, 18
List of OTC Margin Stocks, 18
Loan Commitments at Selected Large Commercial Banks, 63
Loans and Investments at All Commercial Banks, 35
Loans and Securities at All Commercial Banks, 35
Loans Outstanding at Consumer Finance Companies, 64

M

Major Nondeposit Funds of Commercial Banks, 43
Maturities on Automobile Instalment Loans, 93
Maturity Distribution of Euro-Dollar Deposits in Foreign Branches of the U.S. Banks, 58

Maturity Distribution of Outstanding Negotiable Time Certificates of Deposit, 42
 Maturity Distribution of Outstanding Negotiable Time Certificates of Deposit at Large Commercial Banks, 42
 Maturity Structure of Outstanding Certificates of Deposit at Large Weekly Reporting Banks, 92
 Member Bank Call Report, 12
 Member Bank Earnings, 4
 Member Bank Income, 4
 Member Bank Loans, 13
 Member Banks Foreign Branches, Listed by Name of U.S. Bank, 26
 Money Rates Open Market Rates in New York City, 49
 Money Stock and Debt Measures, 75
 Money Stock and Time Deposits, 75
 Money Stock Measures, 75
 Money Stock Measures and Liquid Assets, 75
 Money Stock, Liquid Assets, and Debt Measures, 75
 Money Supply and Time Deposits, 75
 Monthly Department Store Sales, 37
 Monthly Department Store Sales and Stocks by Departments, 38
 Monthly Department Store Sales by Departments, 38
 Monthly Department Store Sales, Selected Cities and Areas, 37
 Monthly Department Store Stocks, 40
 Monthly Report of Assets and Liabilities of International Banking Facilities, 50
 Monthly Report of Assets and Liabilities of Large International Banking Facilities, 50
 Monthly Report of Condition for Foreign Banking Institutions in the U.S., 46
 Monthly Report of Condition for U.S. Agencies, Branches, and Domestic Banking Subsidiaries of Foreign Banks, 46
 Monthly Survey of Selected Deposits, 75
 Monthly Supplement to the Survey of Terms of Bank Lending, 11

N

National Summary of Business Conditions, 47
 Nonmember Banks with Principal Places of Business in ..., 88
 Noon Buying Rate for Cable Transfers in New York City, 27
 Notice of Formations and Mergers of, and Acquisitions by, Bank Holding Companies; Change in Bank Control, 69

O

Open Market Money Rates and Bond Prices, 49, 84
 Open Market Money Rates in New York City, 49
 Open Market Rates in New York City, 49

P

Purchases of Federal Funds Reported by Selected Banks, 101

R

Report on the Terms of Credit Card Plans, Part I, 16
 Reserve Positions of Major Banks, 101

Reserve Positions of Major Reserve City Banks, 74
Resources and Liabilities of the Federal Reserve Banks, 71
Retail Furniture Report, 53
Retail Instalment Credit at Furniture and Household Appliance Stores, 58
Retail Instalment Credit at Furniture, Household Appliance, and Jewelry Stores, 58
Retail Instalment Credit, 58

S

Sales Finance Companies, 62
Sales, Profits and Dividends of Large Corporations, 17
Sales, Revenue, Profits and Dividends of Large Manufacturing Corporations, 17
Selected Borrowing in Immediately Available Funds of Large Commercial Banks, 74
Selected Borrowing in Immediately Available Funds of Large Member Banks, 74
Selected Deposit Date: All Member Banks Weekly Reporting Banks & 15 Largest
Weekly Reporting Banks, 103
Selected Interest & Exchange Rates, Weekly Series of Charts, 83
Selected Interest & Exchange Rates for Major Countries & the U.S., Weekly Series of Charts, 83
Selected Interest Rates, 49, 84
Selected Interest Rates and Bond Prices, 49, 84
Shop: The Card You Pick Can Save You Money, 16
State Bank Members of the Federal Reserve System and Nonmember Banks that Maintain
Clearing Accounts with Federal Reserve Banks, 29
State Member Banks of the Federal Reserve System and Nonmember Banks that Maintain
Clearing Accounts with Federal Reserve Banks, 29
State Member Banks of the Federal Reserve System and Nonmember Banks that Maintain
Clearing Accounts with Federal Reserve Banks and Corporations Doing Foreign Banking or
Financing that Maintain Reserve Accounts with the Federal Reserve Banks, 29
Summary of Equity Security Transaction and Ownership of Directors, Officers, and Principal
Stockholders of Member State Banks as Reported Pursuant to Section 16(a) of The
Securities Exchange Act of 1934, 54
Summary Report, Assets and Liabilities of Member Banks, 12
Survey of Maturity Structure of Outstanding Large Denomination Certificates of Deposits at Large
Commercial Banks, 92
Survey of Terms of Bank Lending, 11
Survey of Terms of Business Lending, 11
Survey Terms of Bank Lending, 11

T

Transactions of Major Reserve City Banks with U.S. Government Securities Dealers, 102

U

U.S. Government Security Yields and Prices, 51, 84
U.S. Government Security Yields and Prices and High-grade Corporation Bond Yields, 51

V

Volume and Composition of Individuals' Saving, 19

W

Weekly Averages of Member Bank Reserves, Reserve Bank Credit, and Related Items and
Statement of Condition of the Federal Reserve Banks, 71
Weekly Condition Report of Large Commercial Banks, 72
Weekly Condition Report of Large Commercial Banks and Domestic Subsidiaries, 72
Weekly Consolidated Condition Report of Large Commercial Banks and Domestic Subsidiaries, 72
Weekly Consolidated Condition Report of Large Commercial Banks in the United States, 72
Weekly Department Store Sales, 79
Weekly Department Store Sales, Selected Cities and Areas, 80
Weekly Report of Assets And Liabilities of International Banking Facilities, 50
Weekly Summary of Banking and Credit Measures, 81
Weekly Summary of Reserves and Interest Rates, 81

Appendix: Figures

Figure 1

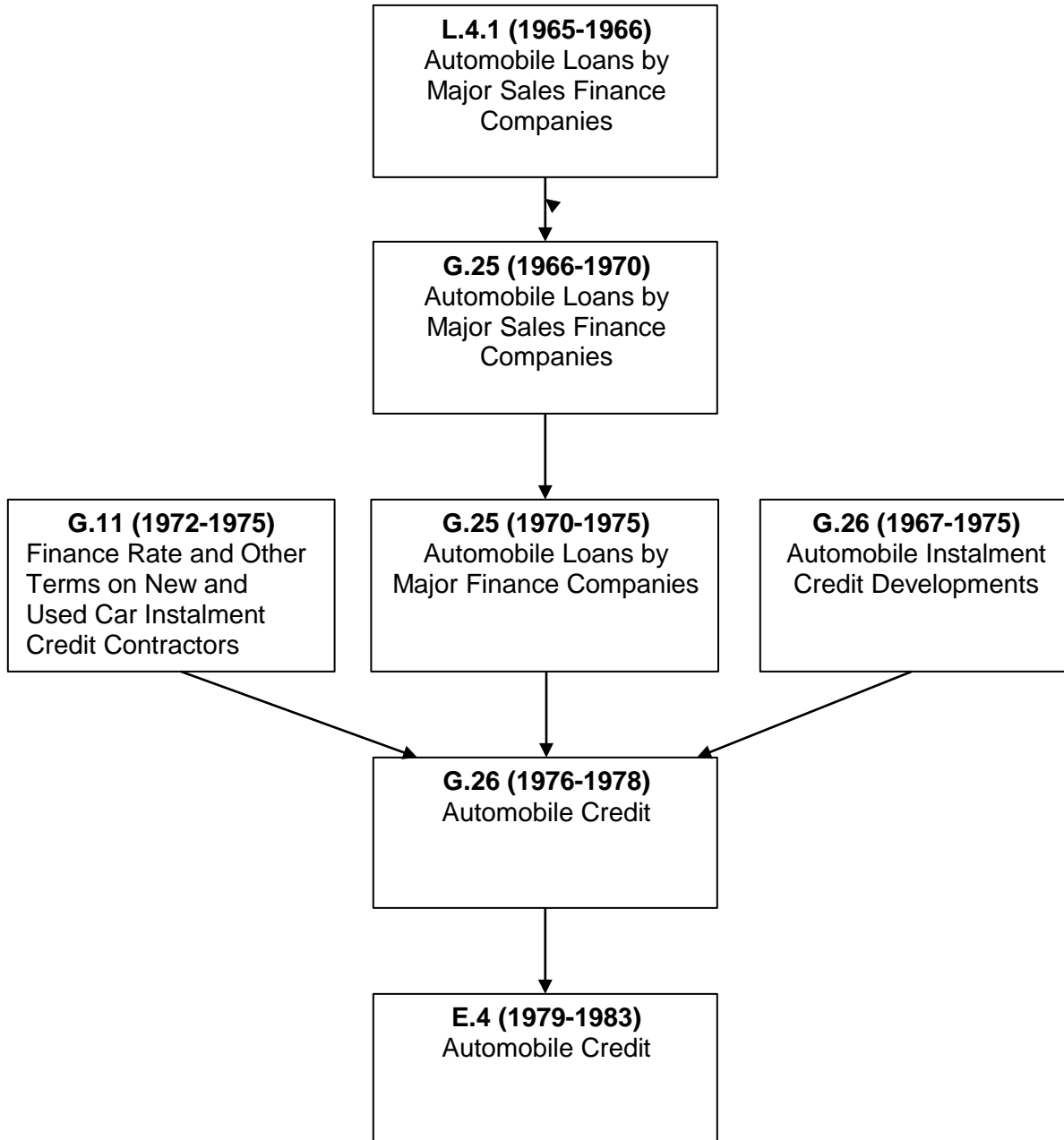


Figure 2

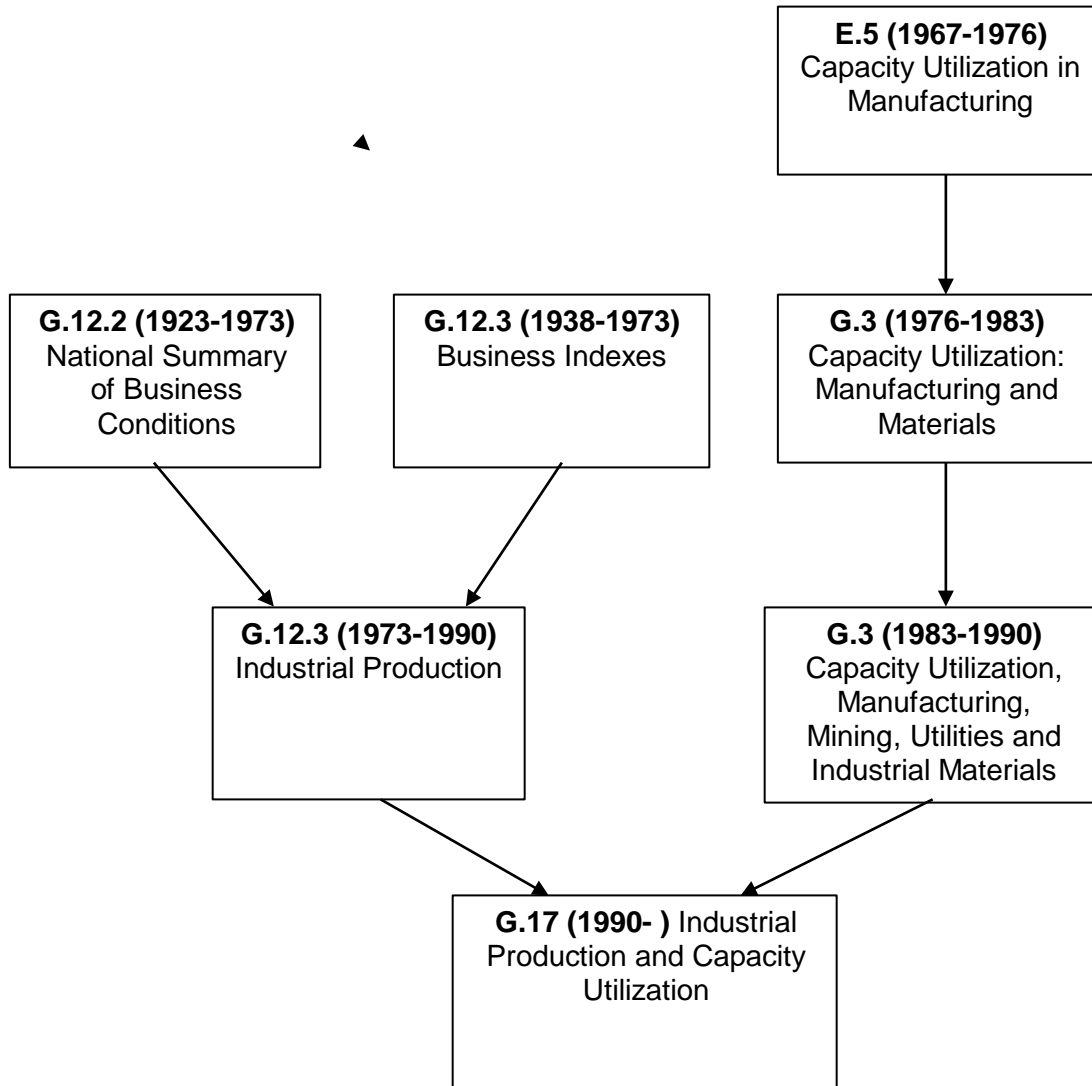


Figure 3

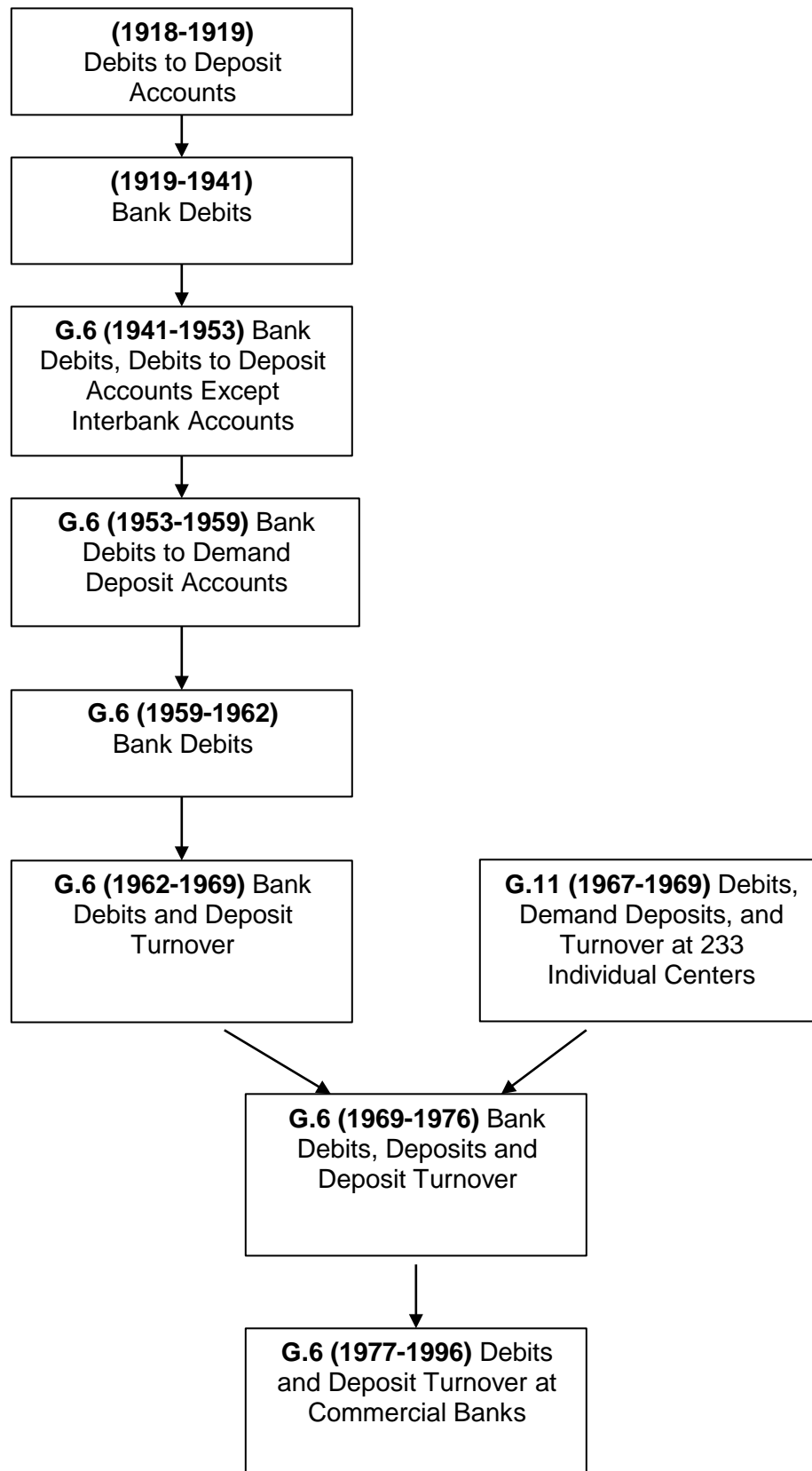


Figure 4

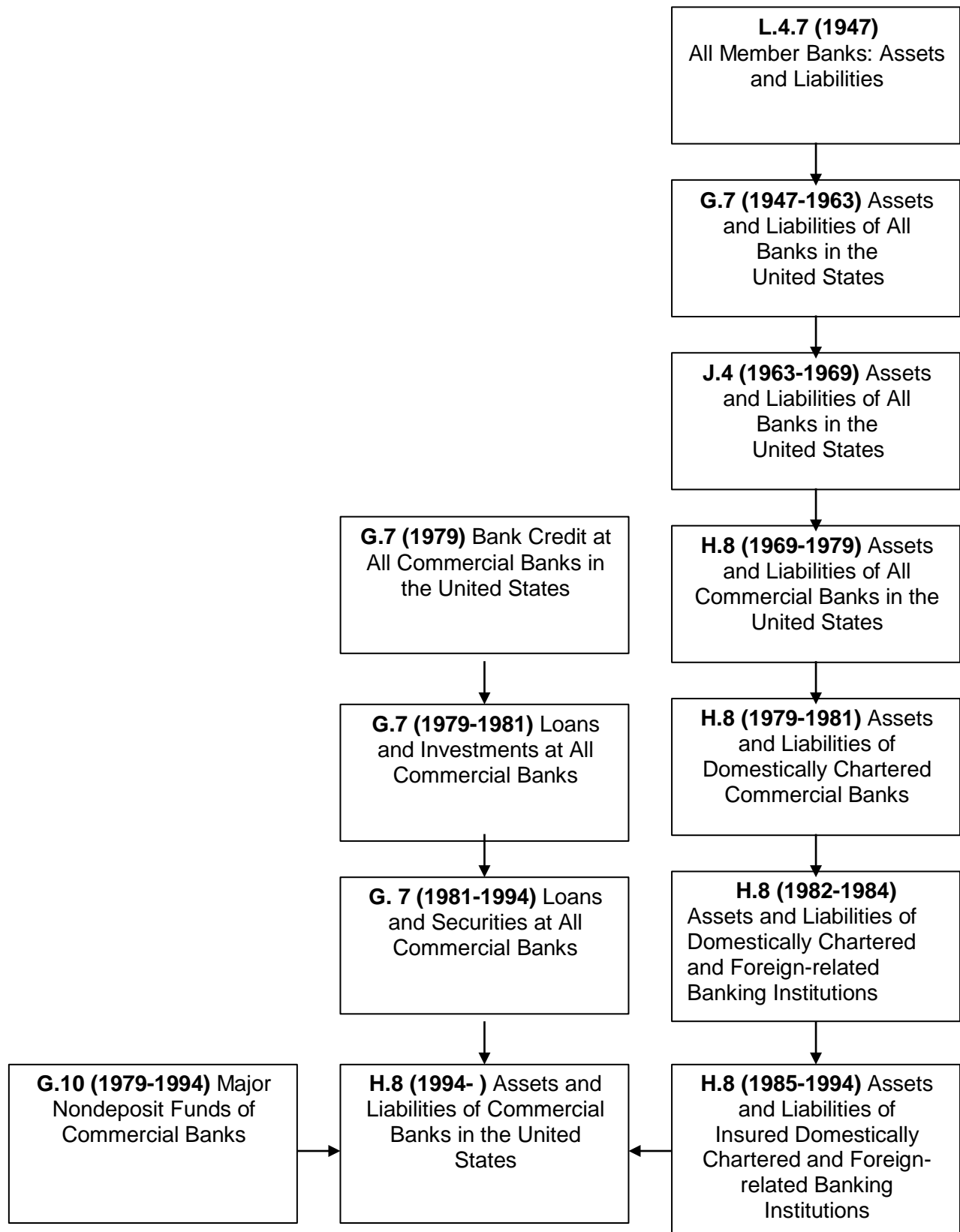


Figure 5

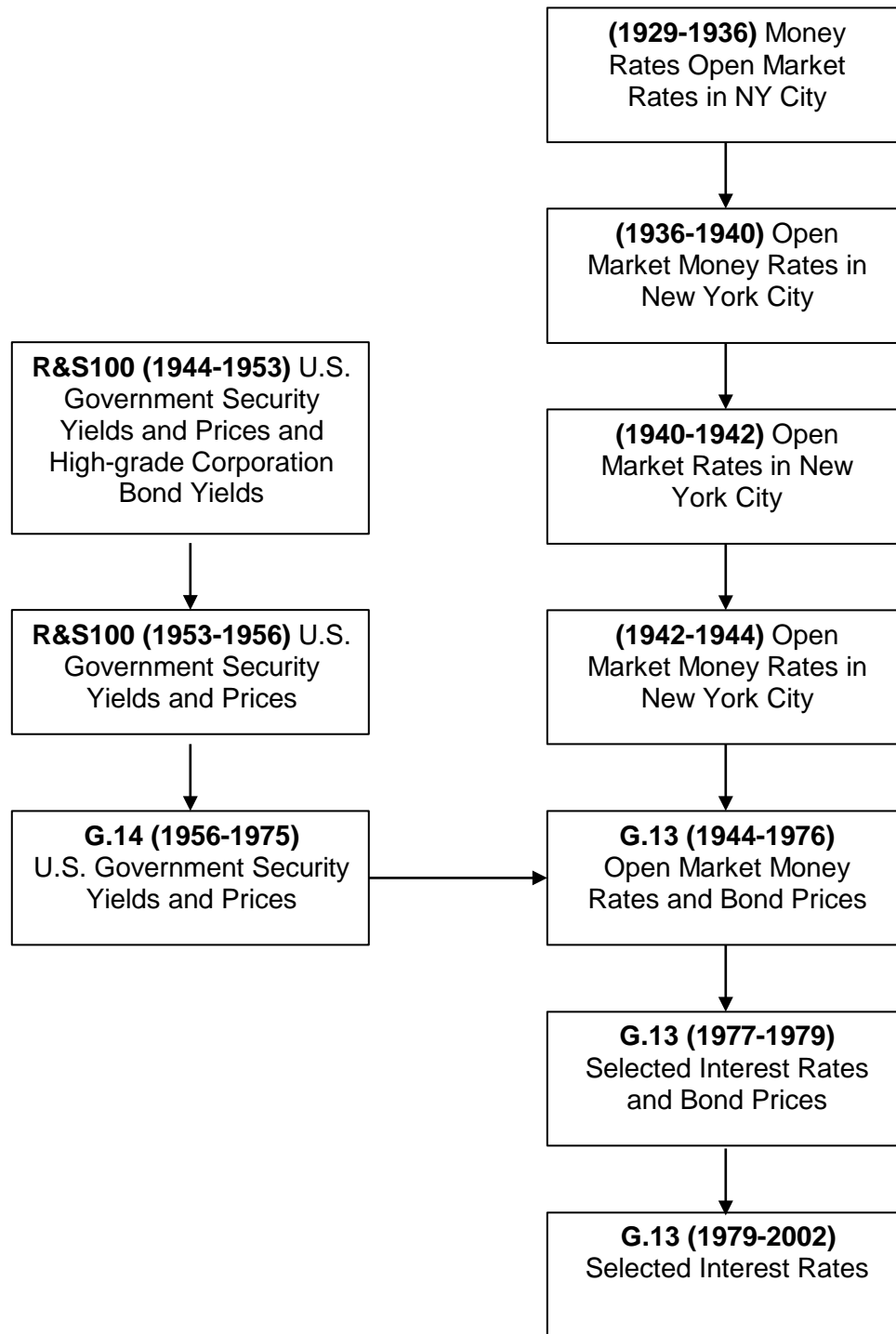


Figure 6

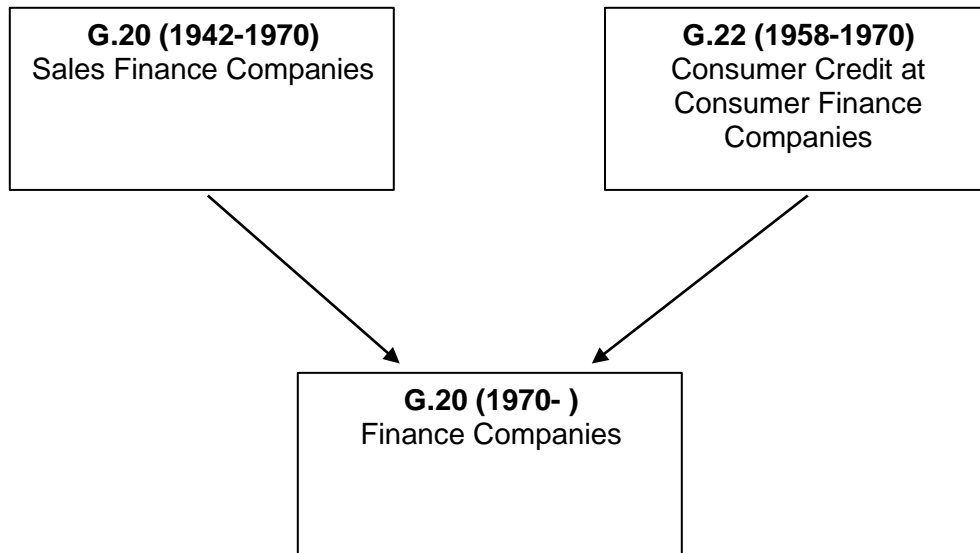


Figure 7

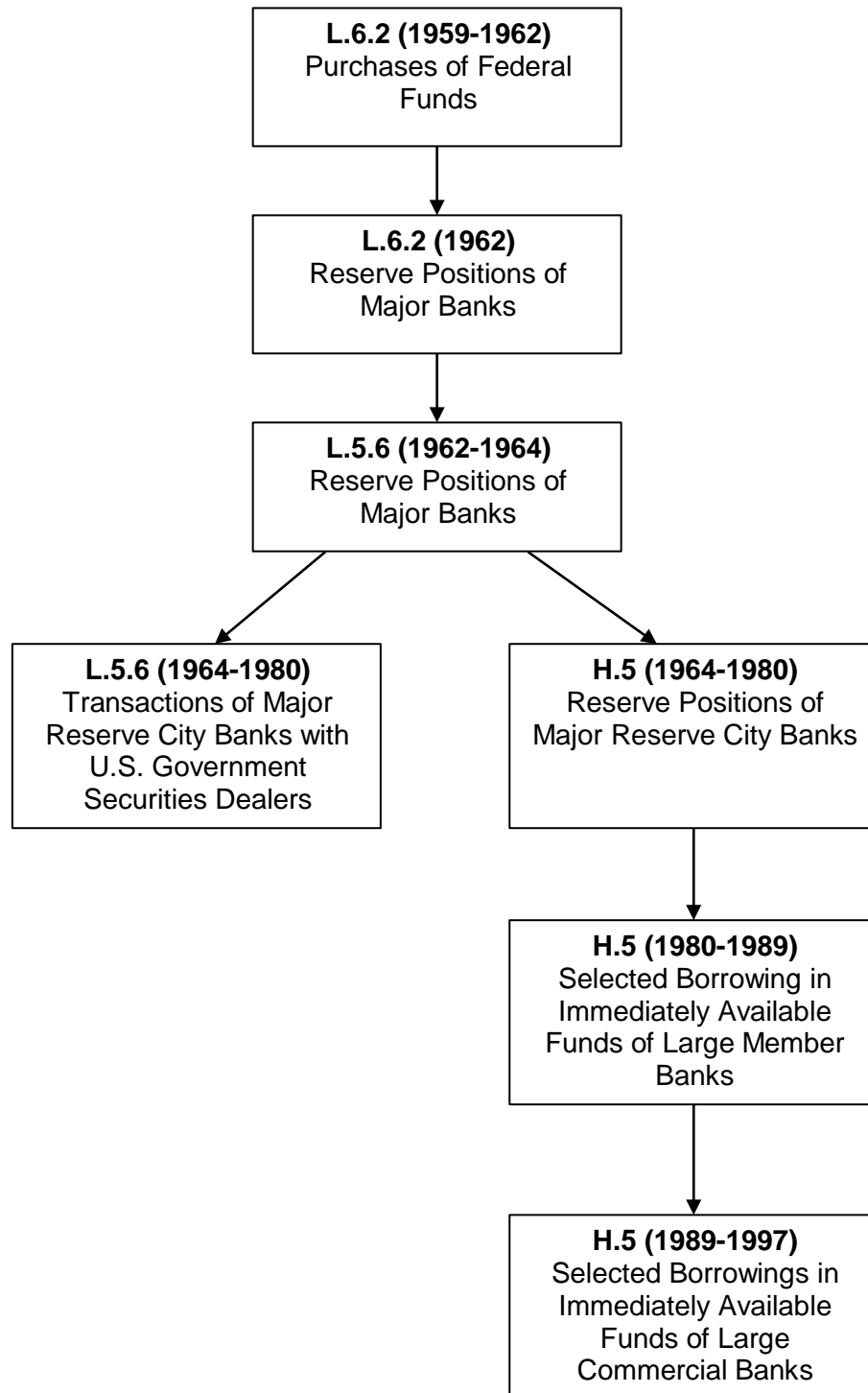


Figure 8

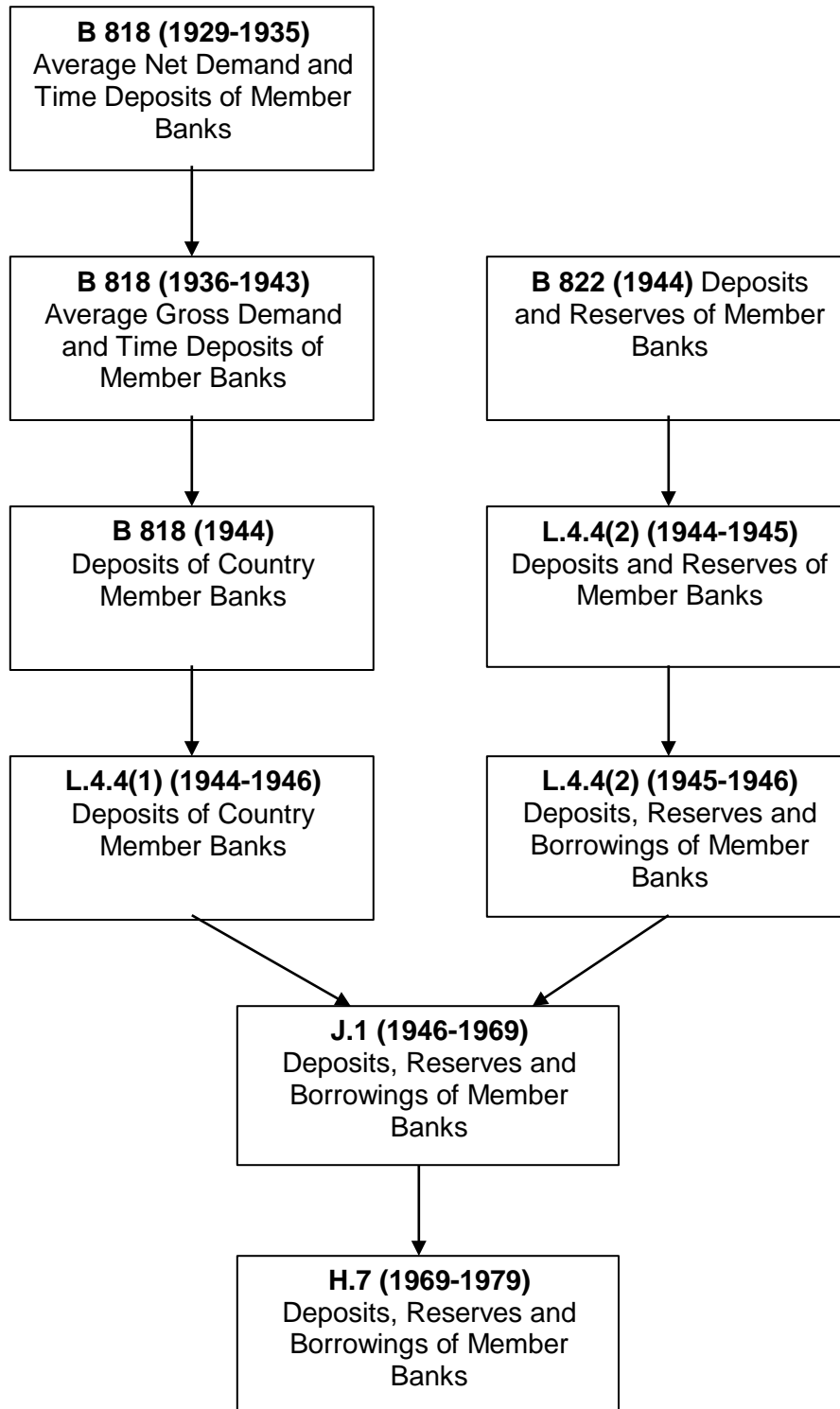


Figure 9

