



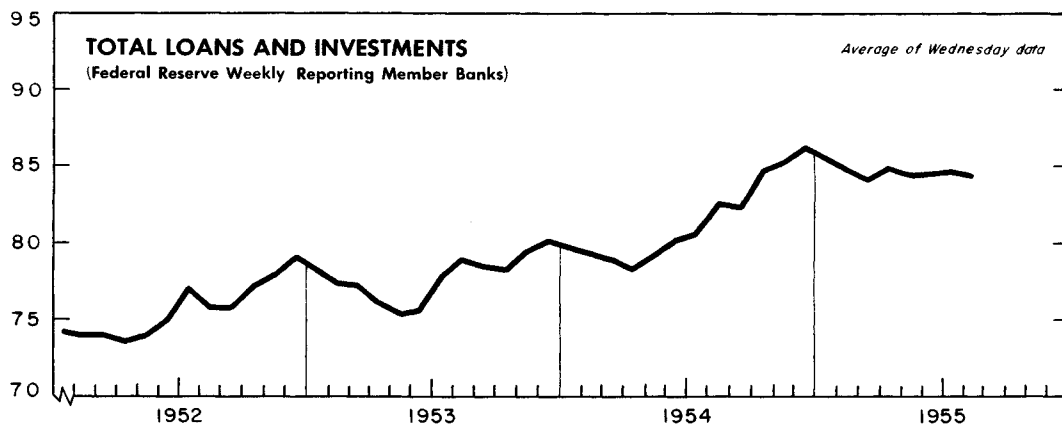
# BUSINESS STATISTICS

A WEEKLY SUPPLEMENT TO THE SURVEY OF CURRENT BUSINESS

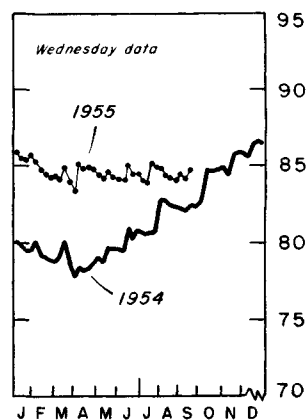
Available only with subscription to the SURVEY OF CURRENT BUSINESS, at \$3.25 annually, this Supplement provides selected weekly and monthly data subsequent to those published in the latest monthly SURVEY

## SELECTED BUSINESS INDICATORS

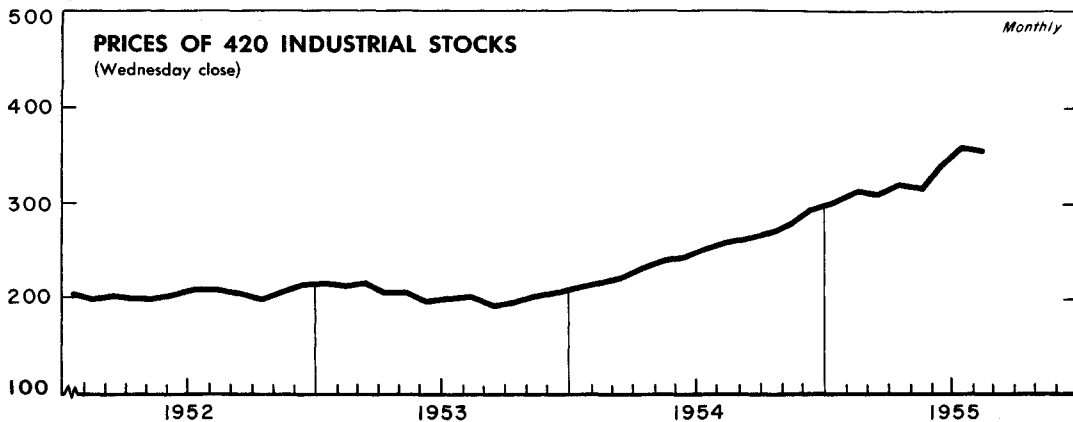
BILLION DOLLARS



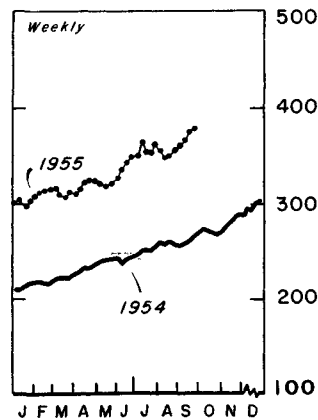
BILLION DOLLARS



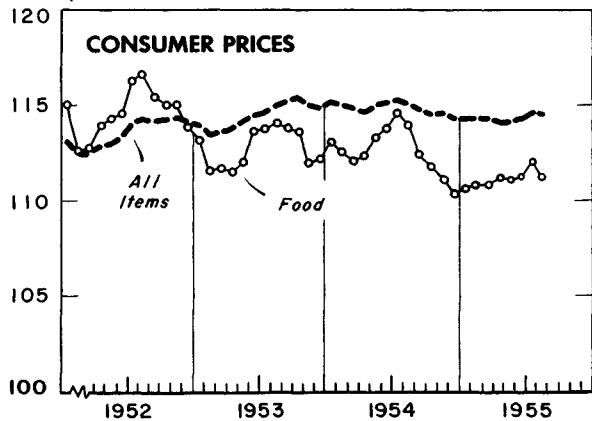
INDEX, 1935-39 = 100



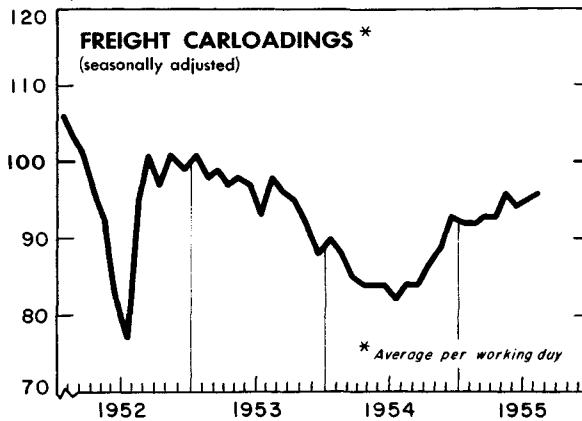
INDEX, 1935-39 = 100



INDEX, 1947-49 = 100



INDEX, 1947-49 = 100



WEEKLY BUSINESS STATISTICS<sup>1</sup>

ITEM	1954		1955			
	Sept. 18	Sept. 25	Sept. 3	Sept. 10	Sept. 17	Sept. 24
<b>Commodity prices, wholesale:</b>						
All commodities.....1947-49=100..		*110.0		111.1	111.4	111.4
Farm products.....do.....		*93.6		88.3	89.6	89.5
Foods, processed.....do.....		*105.5		101.8	102.2	101.8
All other.....do.....		*114.4		117.8	117.9	117.9
22 commodities 2/.....do.....	90.8	90.7	89.2	89.8	89.8	89.6
Department store sales.....do.....	120	118	125	108	125	.....
Insured unemployment, total 3/.....thous..	1,777	1,702	1,019	1,006	.....	.....
State programs.....do.....	1,605	1,535	914	904	.....	.....
<b>Finance:</b>						
Currency in circulation 4/.....mil. of dol..	30,014	29,903	30,362	30,515	30,451	30,344
Federal Reserve bank credit outstanding, total 4/.....do....	24,939	24,908	25,217	25,401	25,577	25,613
Member bank reserve balances 4/.....do.....	18,373	18,596	18,614	18,685	18,750	18,767
Excess reserves, estimated 4/.....do.....	779	905	498	599	628	625
Federal Reserve reporting member banks in leading cities: 5/						
Demand deposits, adjusted.....mil. of dol..	54,490	54,547	55,931	55,555	56,110	.....
Time deposits, except Government.....do.....	21,260	21,276	21,577	21,564	21,606	.....
Loans and investments (adjusted), total.....do.....	82,440	82,381	84,412	84,150	84,735	.....
U. S. Government obligations.....do.....	35,790	35,908	30,948	30,791	30,940	.....
Commercial, industrial, and agr. loans (gross).....do....	21,023	21,005	24,171	24,080	24,400	.....
Real-estate loans (gross).....do.....	6,871	6,884	8,120	8,135	8,188	.....
Failures, industrial and commercial.....number..	195	212	215	205	191	171
Bond yields, domestic corporate (Moody's) 4/.....percent..	3.13	3.14	3.31	3.32	3.31	3.31
Stock prices, 480 stocks (Standard and Poor's).....1935-39=100..	238.0	242.3	315.7	319.9	325.8	328.0
Industrials, 420 stocks.....do.....	263.7	269.2	360.7	366.7	374.0	377.1
<b>Production:</b>						
Bituminous coal 4/.....thous. of short tons..	1,343	1,377	1,587	1,714	1,662	.....
Electric power, by utilities.....mil. of kw.-hr..	9,074	9,072	10,706	10,155	10,580	.....
Passenger cars and trucks (Ward's).....number..	71,358	69,044	100,663	94,978	143,611	147,856
Petroleum (crude) and condensate 4/.....thous. of bbl..	6,196	6,184	6,662	6,655	6,684	.....
Steel 6/.....thous. of short tons..	1,583	1,637	2,255	2,264	2,309	2,320
Percent of capacity 6/.....do.....	#66.4	#68.7	93.4	93.8	95.7	96.1
Freight car loadings, total.....thous. of cars..	711	710	794	706	822	.....
Miscellaneous.....do.....	353	352	384	338	400	.....

1/ Data do not always cover calendar weeks. 2/ Tuesday prices. 3/ Includes UCFE program beginning January 8, 1955. 4/ Daily average. 5/ Wednesday data. 6/ Week ended October 1: Production, 2,316 thous. short tons; operating rate, 96.0 percent. \* Monthly index for September 1954. # Not comparable with 1955 rates which are based on higher capacity as reported January 1, 1955.

## MONTHLY BUSINESS STATISTICS

ITEM	1954		1955			
	July	August	May	June	July	August
<b>COMMODITY PRICES</b>						
Consumer price index, all items.....1947-49=100..	115.2	115.0	114.2	114.4	114.7	1/114.5
Apparel.....do.....	104.0	103.7	103.3	103.2	103.2	103.4
Food.....do.....	114.6	113.9	111.1	111.3	112.1	111.2
Dairy products.....do.....	104.3	105.1	104.0	104.1	104.7	105.7
Fruits and vegetables.....do.....	120.1	114.7	120.2	119.5	121.9	111.3
Meats, poultry, and fish.....do.....	109.7	107.6	102.1	103.8	103.7	102.9
Housing.....do.....	119.0	119.2	119.4	119.7	119.9	120.0
Gas and electricity.....do.....	107.8	107.8	110.9	110.7	110.8	110.8
Housefurnishings.....do.....	105.7	105.4	103.7	103.8	103.6	103.2
Rent.....do.....	128.5	128.6	130.3	130.4	130.4	130.5
Medical care.....do.....	125.2	125.5	127.5	127.6	127.9	128.0
Personal care.....do.....	113.3	113.4	113.9	114.7	115.5	115.8
Reading and recreation.....do.....	107.0	106.6	106.5	106.2	106.3	106.3
Transportation.....do.....	126.7	126.6	125.5	125.8	125.4	125.4
Other goods and services.....do.....	120.3	120.2	119.9	119.9	120.3	120.4
<b>Purchasing power of the dollar as measured by—</b>						
Wholesale prices.....do.....	90.6	90.5	91.0	90.7	90.5	2/90.3
Consumer prices.....do.....	86.8	87.0	87.6	87.4	87.2	2/87.3
Retail food prices.....do.....	87.3	87.8	90.0	89.8	89.2	2/89.9
<b>CONSTRUCTION AND REAL ESTATE</b>						
Construction contracts awarded, 37 States (F. W. Dodge Corp.):						
Total projects.....number..	60,996	61,612	75,896	75,141	73,130	64,144
Total valuation.....mil. of dol..	1,837	1,573	2,185	2,255	2,272	1,895
Building, total.....do.....	1,387	1,243	1,737	1,794	1,852	1,517
Construction cost indexes (E. H. Boeckh and Associates):						
Average, 20 cities:						
Apartment, hotels, and office buildings:						
Brick and concrete.....U. S. avg. 1926-29=100..	257.3	257.9	261.8	263.8	266.1	266.8
Brick and steel.....do.....	252.8	253.3	257.3	259.5	262.0	262.6
Brick and wood.....do.....	256.2	256.3	261.3	263.1	264.3	264.9

1/ Index based on 1935-39=100 is 191.4. 2/ Indexes based on 1935-39=100 are as follows: Measured by— wholesale prices, 47.3; consumer prices, 52.2; retail food, 44.5.

ITEM	1954		1955			
	July	August	May	June	July	August
<b>CONSTRUCTION AND REAL ESTATE - Continued</b>						
Construction cost indexes (E. H. Boeckh and Assoc.) - Cont.						
Average, 20 cities - Continued						
Commercial and factory buildings:						
Brick and concrete.....U. S. avg. 1926-29=100..	265.0	265.8	269.7	271.5	274.0	274.6
Brick and steel.....do....	261.0	261.7	265.6	267.3	271.9	272.5
Brick and wood.....do....	254.9	255.3	259.6	261.3	262.3	263.2
Frame.....do....	255.4	255.5	261.8	263.8	264.5	264.8
Steel.....do....	244.7	245.5	248.3	249.8	257.5	257.8
Residences:						
Brick.....do....	256.8	257.0	262.3	263.9	264.9	265.6
Frame.....do....	250.8	250.8	256.4	258.3	259.1	259.7
<b>DOMESTIC TRADE</b>						
Radio advertising:						
Cost of facilities, total.....thous. of dol..	9,529	9,571	10,106	r9,434	8,273	.....
Automotive, including accessories.....do....	693	721	845	r928	829	.....
Drugs and toiletries.....do....	2,222	2,130	2,330	r2,129	1,636	.....
Foods, soft drinks, confectionery.....do....	2,453	2,326	2,231	r2,125	1,750	.....
Soaps, cleansers, etc.....do....	1,117	1,135	1,095	r1,014	712	.....
Smoking materials.....do....	575	613	931	r821	783	.....
All other.....do....	2,469	2,647	2,674	r2,416	2,563	.....
Television advertising:						
Cost of facilities, total.....do....	22,945	23,669	r33,450	r31,724	29,997	.....
Automotive, including accessories.....do....	1,969	1,934	3,773	3,511	3,670	.....
Drugs and toiletries.....do....	5,182	5,504	r7,565	r7,771	8,762	.....
Foods, soft drinks, confectionery.....do....	5,377	5,447	7,182	7,185	6,069	.....
Soaps, cleansers, etc.....do....	2,484	2,798	3,762	3,531	3,416	.....
Smoking materials.....do....	3,585	3,559	3,714	3,468	3,354	.....
All other.....do....	4,348	4,426	7,456	r6,258	4,725	.....
Magazine advertising:						
Cost, total.....do....	33,576	36,548	66,611	53,083	37,329	.....
Apparel and accessories.....do....	814	4,202	5,492	2,993	918	.....
Automotive, including accessories.....do....	3,714	3,787	6,621	5,815	4,540	.....
Building materials.....do....	1,741	1,554	3,906	3,153	1,690	.....
Drugs and toiletries.....do....	3,798	3,499	5,867	5,400	4,221	.....
Foods, soft drinks, confectionery.....do....	5,457	5,357	7,352	7,026	6,388	.....
Beer, wine, liquors.....do....	1,967	1,521	3,225	2,720	2,084	.....
Household equipment and supplies.....do....	1,733	1,348	5,131	4,012	1,748	.....
Household furnishings.....do....	681	1,001	3,842	1,860	715	.....
Industrial materials.....do....	2,719	2,793	4,983	4,208	3,200	.....
Soaps, cleansers, etc.....do....	515	456	1,098	695	492	.....
Smoking materials.....do....	1,138	1,087	1,622	1,458	1,272	.....
All other.....do....	9,297	9,943	17,472	13,742	10,063	.....
<b>FINANCE</b>						
Federal Government finance:						
Receipts, total.....mil. of dol..						
Receipts, net.....do....	3,148	4,801	6,119	p11,193	3,089	5,848
Customs.....do....	2,827	3,911	4,438	p10,038	2,765	4,734
Income and employment taxes.....do....	45	48	56	p57	54	55
Miscellaneous internal revenue.....do....	2,059	3,806	4,849	p9,920	1,924	4,459
All other receipts.....do....	790	829	939	p972	877	945
Expenditures, total.....do....	254	119	276	p243	234	390
Interest on public debt.....do....	4,827	6,731	5,356	p6,677	5,382	6,225
Veterans' services and benefits.....do....	213	332	443	p1,495	592	522
National security.....do....	336	334	381	p398	358	420
All other expenditures.....do....	3,061	3,370	3,346	p3,939	2,863	.....
Life insurance:	1,217	2,695	1,187	p845	1,569	p5,283
Institute of Life Insurance:						
Assets, total, all U. S. life insurance companies...do....						
Bonds (book value), domestic and foreign, total...do....	81,473	81,921	86,515	86,967	87,636	.....
U. S. Government.....do....	45,591	45,691	47,005	47,087	47,350	.....
State, county, municipal (U. S.).....do....	9,189	9,171	9,058	9,046	9,096	.....
Public utility (U. S.).....do....	1,737	1,754	1,956	1,957	1,979	.....
Railroad (U. S.).....do....	12,868	12,904	13,203	13,236	13,309	.....
Industrial and miscellaneous (U. S.).....do....	3,669	3,649	3,774	3,771	3,771	.....
Stocks (book value), domestic and foreign, total...do....	15,448	15,552	16,519	16,594	16,732	.....
Preferred (U. S.).....do....	2,574	2,600	2,787	2,829	2,869	.....
Common (U. S.).....do....	1,660	1,670	1,696	1,709	1,724	.....
Mortgage loans, total.....do....	910	926	1,084	1,112	1,137	.....
Nonfarm.....do....	24,572	24,795	27,217	27,483	27,748	.....
Real estate.....do....	22,575	22,786	25,067	25,310	25,551	.....
Policy loans and premium notes.....do....	2,147	2,176	2,407	2,420	2,453	.....
Cash.....do....	3,019	3,036	3,190	3,207	3,230	.....
Other assets.....do....	1,120	1,098	1,067	1,064	1,094	.....
Life Insurance Agency Management Association:	2,450	2,525	2,842	2,877	2,892	.....
Insurance written (new paid-for insurance):						
Value, estimated total.....do....						
Group and wholesale.....do....	3,153	2,943	3,612	3,995	3,561	3,645
Industrial.....do....	641	391	452	711	647	568
Ordinary, total.....do....	520	547	607	570	528	540
	1,992	2,005	2,553	2,714	2,386	2,537

r/ Revised. p/ Preliminary.

ITEM	1954		1955			
	July	August	May	June	July	August
FINANCE - Continued						
Life Insurance - Continued						
Institute of Life Insurance:						
Payments to policyholders and beneficiaries, estimated						
total.....thous. of dol..	386,791	380,859	439,941	444,925	398,481	.....
Death benefits.....do....	158,681	168,048	187,324	183,192	167,650	.....
Matured endowments.....do....	40,535	39,247	50,619	50,254	44,147	.....
Disability payments.....do....	9,041	8,648	9,171	9,236	8,659	.....
Annuity payments.....do....	39,763	34,907	36,427	38,655	35,454	.....
Surrender values.....do....	66,530	69,738	76,500	75,608	66,159	.....
Policy dividends.....do....	72,241	60,271	79,900	87,980	76,412	.....
LEATHER AND PRODUCTS						
Leather production:						
Calf and kip.....thous. of skins..	628	782	863	r 891	606	.....
Cattle hide.....thous. of hides..	1,647	2,012	2,169	r 2,219	1,672	.....
Goat and kid.....thous. of skins..	2,087	2,128	2,227	r 2,394	1,823	.....
Sheep and lamb.....do....	1,613	2,320	2,266	2,243	1,554	.....
METALS AND MANUFACTURES						
Iron ore (Lake Superior district):						
Consumption by furnaces.....thous. of long tons..	5,155	4,895	7,798	7,473	7,273	7,485
Stocks, end of month, total.....do....	40,723	45,733	21,901	27,361	33,424	39,506
At furnaces.....do....	34,537	39,199	17,465	22,455	27,940	33,100
On Lake Erie docks.....do....	6,186	6,534	4,436	4,906	5,485	6,405
Castings, gray iron:						
Orders, unfilled, for sale.....thous. of short tons..	829	830	938	982	1,050	.....
Shipments, total.....do....	821	935	1,310	1,296	r 1,070	.....
For sale.....do....	450	542	707	716	579	.....
Castings, malleable iron:						
Orders, unfilled, for sale.....short tons..	63,711	62,494	106,446	107,559	115,420	.....
Shipments, total.....do....	50,893	59,259	98,397	99,456	75,570	.....
For sale.....do....	25,243	34,528	57,317	60,261	44,914	.....
Pig iron, production.....thous. of short tons..						
4,626	4,567	6,805	6,544	6,391	6,601	.....
Castings, steel:						
Shipments, total.....short tons..	75,848	89,590	122,465	133,887	97,875	.....
For sale, total.....do....	53,207	66,792	92,713	102,457	71,170	.....
Railway specialties.....do....	5,815	9,344	16,810	19,591	11,631	.....
Vacuum cleaners, standard type, sales billed.....thousands..	193.6	185.4	261.2	241.7	207.8	255.5
Radio sets, production <u>1</u> /.....do....	438.1	785.5	1,114.0	1,204.9	718.5	947.6
Television sets (incl. combination), production <u>1</u> /.....do....	307.0	633.4	467.4	590.0	344.3	647.9
TEXTILE PRODUCTS						
Rayon and acetate:						
Shipments, domestic, producers':						
Filament yarn.....mil. of lb..	53.1	53.2	70.5	68.8	r 65.4	72.8
Staple (incl. tow).....do....	32.1	35.8	30.2	30.2	27.5	33.2
Stocks, producers', end of month:						
Filament yarn.....do....	70.2	73.2	40.1	43.6	46.3	46.4
Staple (incl. tow).....do....	29.0	30.1	21.0	20.5	24.8	23.7

r/ Revised. 1/ Data for June 1955 cover 5 weeks; other months, 4 weeks.

UNITED STATES  
GOVERNMENT PRINTING OFFICE  
DIVISION OF PUBLIC DOCUMENTS  
WASHINGTON 25, D. C.

OFFICIAL BUSINESS

FIRST CLASS

PENALTY FOR PRIVATE USE TO AVOID  
PAYMENT OF POSTAGE, \$300

WEEKLY SUPPLEMENT  
SURVEY OF CURRENT BUSINESS