

PPI Detailed Report

U.S. Department of Labor
Bureau of Labor Statistics

Data for October 2003

L2:61:2003/10



Mining Services



Manufacturing



U.S. DEPARTMENT OF LABOR
Elaine L. Chao, Secretary

BUREAU OF LABOR STATISTICS
Kathleen P. Utgoff, Commissioner

Data for October 2003

PPI Detailed Report (ISSN 1099-2855; USPS 485-050) is a monthly report on producer price movements including text, tables, and technical notes. An annual supplement contains monthly data for the calendar year, annual averages, and information on weights.

To order this periodical for 1 year, cite *PPI Detailed Report* (WPPI) and send your check for \$55 (\$77 foreign) or provide your VISA or MasterCard number and expiration date to Superintendent of Documents, P.O. Box 371954, Pittsburgh, PA 15220-7954. Cost of the supplement only is \$23 domestic (\$32.20 foreign).

Subscribers will receive the next available subscription issue after their order is received. An acknowledgement card is sent to all customers after their subscription order is processed to let them know that they will receive the next available issue.

Please wait at least 6 weeks before inquiring about your order. Then write to Subscription Service Section, U.S. Government Printing Office, Stop: SSOM, Washington, DC 20402; telephone (202) 512-1800; or fax (202) 512-2168.

POSTMASTER: Send address changes to *PPI Detailed Report*, U.S. Government Printing Office, Washington, DC 20402-0001.

Material in this publication is in the public domain, and with appropriate credit, may be reproduced without permission. This information is available to sensory impaired individuals upon request. Voice phone: (202) 691-7828; Federal Relay Service: 1-800-877-8339. Data on the PPI also can be accessed at <http://www.bls.gov/ppi> through the PPI homepage. Periodicals postage paid at Washington, DC, and at additional mailing offices.

December 2003

Cover designed by Dorothy Williams

PPI Detailed Report

Data for October 2003

Editors

Monica Gabor
Joseph Kowal
Jonathan Weinhagen

Design and Layout

Dorothy Williams




Contents

Page

Price movements, October 2003	1
Report on Quality Changes for 2004 Model Vehicles	5
NAICS Conversion	6
Charts	
Finished goods	7
Intermediate goods	8
Crude goods	9
Tables	
Producer Price Indexes	
1. Stage of processing	10
2. Selected commodity groupings by stage of processing	11
3. Selected stage-of-processing groupings, seasonally adjusted	15
4. Net output of major industry groups	16
5. Net output of selected industries and their products	17
6. Commodity groupings and individual items	117
7. Durability of product	154
8. Special commodity groupings	155
9. Material and supply inputs to construction industries	156
10. Net output of industry by stage of process	157
11. Net material inputs to industry stage of process and final demand	158
Technical note	159

Scheduled Release Dates			
Producer Price Index data are scheduled for initial release on the following dates:			
<i>Index month</i>	<i>Release date</i>	<i>Index month</i>	<i>Release date</i>
November	December 12	February	March 12
December	January 14	March	April 8
January	February 19	April	May 13

Price Movements October 2003




The Producer Price Index for Finished Goods advanced 0.8 percent in October, seasonally adjusted. This gain followed a 0.3-percent rise in September and a 0.4-percent increase in August. Rising prices for beef and veal, light motor trucks, and passenger cars led the increase in the finished goods index in October. At the earlier stages of processing, prices received by the manufacturers of intermediate goods went up 0.4 percent, after edging down 0.1 percent in the prior month. The rate of increase in the index for crude materials slowed from 3.4 percent in September to 2.6 percent in October. (See table A.)

Among finished goods, prices for finished consumer foods moved up 2.2 percent in October, compared with a 1.2-percent increase in the previous month. (Excluding beef and veal, the finished goods index would have risen 0.5 percent in October.) The index for finished goods other than foods and energy rose 0.5 percent, after showing no change in September. (Excluding passenger cars and light trucks, prices for finished goods other than foods and energy would have risen 0.2 percent in October.) By contrast, prices for finished energy goods inched down 0.1 percent in October, following a 0.1-percent gain a month earlier.

Before seasonal adjustment, the Producer Price Index for

Finished Goods increased 1.1 percent in October to 145.5 (1982=100). From October 2002 to October 2003, prices for finished goods advanced 3.4 percent. Over the same period, the index for finished consumer foods rose 8.5 percent, finished energy goods prices went up 9.2 percent, and the index for finished goods other than foods and energy climbed 0.5 percent. Prices for intermediate goods moved up 3.4 percent, and the crude goods index jumped 22.8 percent.

Finished goods



Prices for finished consumer foods rose 2.2 percent in October, compared with a 1.2-percent gain in the preceding month. An 18.3-percent upsurge in October's beef and veal index followed a 4.2-percent increase in September and led the acceleration in the finished consumer foods index.

Prices for fresh fruits and melons, processed young chickens, shortening and cooking oils, processed fruits and vegetables, and confectionery end products turned up, following decreases in September. On the other hand, the fresh and dry vegetables index dropped 9.1 percent in October, after advancing 20.7 percent in the previous month. The finfish

Table A. Monthly and annual percent changes in selected stage-of-processing price indexes, seasonally adjusted¹

Month	Finished goods					Intermediate goods	Crude goods
	Total	Foods	Energy	Except foods and energy	Change in finished goods from 12 months ago (unadj.)		
2002							
October	0.8	0.4	3.4	0.3	0.7	0.7	2.2
November	-.3	.4	-1.6	-.1	1.0	-.1	3.7
December	-.3	.4	.2	-.6	1.2	-.1	2.0
2003							
January	1.4	1.9	4.6	.3	2.5	1.2	7.6
February	1.1	.4	7.4	-.1	3.3	2.0	5.2
March	1.4	.2	5.4	.7	4.0	2.1	13.0
April	-1.7	.8	-8.1	-.7	2.4	-2.3	-15.8
May	-.4	.1	-2.9	.1	2.5	-.7	1.4
June5	.3	2.9	-.1	2.9	.5	4.4
July2	-.2	.7	.2	3.0	.1	-2.7
August4	.7	1.2	.1	3.4	.5	-1.4
September3	1.2	.1	0	3.5	-.1	3.4
October8	2.2	-.1	.5	3.4	.4	2.6

¹ Some percent changes shown here and elsewhere in "Price Movements October 2003" may differ from those previously reported, because indexes for

June 2003 have been recalculated to incorporate late reports and corrections by respondents. All indexes are subject to revision 4 months after original publication.

Table B. Monthly and annual percent changes in selected price indexes for intermediate goods and crude goods, seasonally adjusted¹

Month	Intermediate goods				Crude goods			
	Foods	Energy	Except foods and energy	Change in intermediate goods from 12 months ago (unadj.)	Foods	Energy (unadj.)	Except foods and energy	Change in crude goods from 12 months ago (unadj.)
2002								
October	-0.3	3.4	0.2	1.6	0.2	5.1	0.3	15.4
November5	-1.2	.1	2.4	1.1	7.8	1.4	13.7
December	1.0	-.5	-.1	3.2	1.3	3.3	.2	24.7
2003								
January	1.5	5.6	.4	4.5	5.3	13.0	1.3	28.7
February7	7.9	.7	6.6	.7	9.9	3.4	36.7
March	-3	10.2	.4	8.0	-1.8	30.1	-.3	46.8
April1	-11.0	-.2	4.6	1.2	-30.7	-1.1	18.2
May	1.1	-4.4	0	4.2	2.0	1.9	-.7	19.1
June	1.8	2.9	0	4.5	-.4	10.5	-.1	29.1
July	-.4	.5	-.1	4.4	-3.4	-3.3	.2	24.5
August2	2.4	.1	4.4	3.7	-7.4	3.7	20.9
September	2.3	-2.3	.1	3.7	7.0	.6	2.3	22.3
October	3.1	.6	.3	3.4	8.9	-3.6	3.1	22.8

¹ Some percent changes shown here and elsewhere in "Price Movements October 2003" may differ from those previously reported, because indexes for

June 2003 have been recalculated to incorporate late reports and corrections by respondents. All indexes are subject to revision 4 months after original publication.

and shellfish index also turned down, following a gain in the prior month. Prices for dairy products, pork, soft drinks, and eggs for fresh use grew at slower rates than they did in September.


Prices for finished consumer goods other than foods and energy advanced 0.6 percent in October, after inching up 0.1 percent in the previous month. The index for light motor trucks increased 3.4 percent, compared with a 0.1-percent gain in September. For the 12 months ended in October 2003, light motor truck prices increased 1.7 percent. The passenger car index advanced 1.6 percent in October, following a 0.5-percent decline in September. From October 2002 to October 2003, prices for passenger cars fell 0.4 percent. In accordance with usual practice, most new model year passenger cars and light trucks were introduced into the PPI in October. (See *Report on Quality Changes for 2004 Model Vehicles*, USDL 03-721.) Prices for book publishing, men's and boys' apparel, and floor coverings turned up, after falling a month earlier. The indexes for cigarettes and newspaper circulation moved up at a faster pace than they did in the preceding month. Alternatively, prices for soaps and synthetic detergents fell 0.2 percent in October, following a 0.6-percent increase in the prior month. Prices for toys, games, and children's vehicles also declined, after rising a month earlier. The indexes for pharmaceutical preparations and mobile homes rose less than they did in September.

The capital equipment index climbed 0.6 percent in October, compared with a 0.1-percent decline in the previous month. Prices for light motor trucks, passenger cars, and communication and related equipment accounted for most of this upturn. The rate of increase in prices for light motor trucks rose from 0.1 percent in September to 3.4 percent in October. Indexes for passenger cars, communication and related equip-

ment, and pumps and compressors turned up, following decreases a month earlier. Agricultural machinery and equipment prices advanced at a quicker rate in October than they did in the prior month. The index for heavy motor trucks went up, after showing no change in September. Conversely, prices for integrating and measuring instruments, electronic computers, and metal cutting machine tools fell, after showing no change in the preceding month. The index for civilian aircraft rose less in October than it did in the prior month, while prices for x-ray and electromedical equipment moved down at a faster pace than they did in September.

The index for finished energy goods edged down 0.1 percent in October, after increasing by the same magnitude a month earlier. Prices for gasoline fell 3.0 percent, following a 2.2-percent rise in September. The index for residential natural gas also turned down, after moving up in the previous month. On the other hand, prices for home heating oil rebounded 9.6 percent in October, compared with a 14.3-percent drop in the prior month. Indexes for liquefied petroleum gas, diesel fuel, and kerosene also turned up, after falling in the preceding month. Residential electric power prices advanced more in October than they did a month earlier.

Intermediate goods



The Producer Price Index for Intermediate Materials, Supplies, and Components increased 0.4 percent in October, compared with a 0.1-percent decrease in September. Prices for intermediate energy goods and materials for nondurable manufacturing turned up in October, following declines in the preceding month, while the index

for intermediate foods and feeds went up at a faster rate than

it did in September. On the other hand, prices for materials and components for construction and for materials for durable manufacturing rose more slowly in October than they did a month earlier. Excluding foods and energy, intermediate goods prices climbed 0.3 percent, after inching up 0.1 percent in the prior month. (See table B.)

The index for intermediate energy goods advanced 0.6 percent in October, following a 2.3-percent decrease in September. Contributing heavily to this reversal, prices for diesel fuel jumped 18.4 percent, following a 17.0-percent drop in the previous month, and the index for jet fuels increased 8.6 percent, after falling 17.4 percent a month earlier. Indexes for home heating oil and liquefied petroleum gas also turned up in October. Prices for industrial electric power and commercial electric power rose more quickly than they did in September, while the index for residual fuels declined at a slower pace in October than it did in the preceding month. By contrast, gasoline prices fell 3.0 percent, compared with a 2.2-percent gain in September. The index for commercial natural gas also moved down in October, after rising in the prior month. Prices for industrial natural gas and natural gas to electric utilities decreased more than they did in September.

The index for materials for nondurable manufacturing climbed 0.7 percent in October, after posting a 1.2-percent decline a month earlier. Prices for primary basic organic chemicals advanced 2.4 percent, after falling 0.8 percent in September. Indexes for gray fabrics, inedible fats and oils, and woodpulp also moved up, following decreases in the preceding month. Paperboard prices went down at a slower rate in October than they did in September. The index for plastic resins and materials rose at a quicker pace than it did in the previous month. On the other hand, prices for intermediate basic organic chemicals moved down 0.5 percent, compared with a 2.7-percent gain in the prior month. The indexes for basic inorganic chemicals and nitrogenates increased less in October than they did in the prior month, while paper prices fell more than they did in September.


Subsequent to a 2.3-percent advance in September, the index for intermediate foods and feeds moved up 3.1 percent in October. Price increases for beef and veal led this acceleration, rising 18.3 percent in October, after posting a 4.2-percent increase a month earlier. Indexes for shortening and cooking oils; refined sugar and sugar byproducts; processed young chickens; and natural, processed, and imitation cheese turned up in October. Alternatively, prices for prepared animal feeds rose 1.1 percent, after registering a 4.4-percent gain in the preceding month. The index for fluid milk products also advanced less in October than it did in September. Prices for crude vegetable oils fell more in October than they did in the previous month, and the index for confectionery materials turned down, after rising in September.

Prices for materials and components for construction went up 0.3 percent in October, following a 0.9-percent rise a month earlier. The plywood index climbed 5.4 percent, compared with a 17.1-percent advance in the prior month. Price increases for millwork and for prefabricated wood buildings and com-

ponents also slowed in October. The indexes for softwood lumber, hardwood lumber, treated wood, and gypsum products fell, after moving up in September. Prices for paving mixtures and blocks declined at a quicker rate in October than they did in the previous month. On the other hand, the index for concrete products edged up 0.1 percent, following a 0.4-percent decrease in September. Prices for wiring devices also turned up. The indexes for steel mill products and plastic construction products rose at a quicker pace in October than they did a month earlier.

Prices for materials for durable manufacturing advanced 0.6 percent in October, after posting a 0.9-percent increase in September. Indexes for plywood, building paper and board, and cold-rolled steel sheet and strip rose less than they did in the preceding month. Prices for refined gold, refined silver, industrial and other fabricated textile products, hardwood lumber, and for adhesives and sealants moved down in October, following gains a month earlier. Conversely, the index for primary aluminum (except extrusion billet) jumped 4.5 percent, compared with a 1.4-percent decline in September. Prices for semifinished steel mill products and prepared paint also turned up in October. Indexes for hot-rolled bars, plates, and structural shapes; hot-rolled steel sheet and strip; and copper cathode and refined copper advanced more than they did in the prior month.

Crude goods



The rate of increase for the Producer Price Index for Crude Materials for Further Processing slowed from 3.4 percent in September to 2.6 percent in October. Rising prices for crude foodstuffs and feedstuffs and for crude nonfood materials less energy outweighed price declines for crude energy materials. (See table B.)

The index for crude foodstuffs and feedstuffs climbed 8.9 percent in October, after increasing 7.0 percent in September. Prices for slaughter cattle jumped 20.4 percent, compared with an 11.0-percent gain in the prior month. Fluid milk prices also rose more rapidly in October than they did in the previous month. Indexes for slaughter broilers and fryers and for fresh fruits and melons turned up in October, after falling a month earlier. On the other hand, the corn index dropped 12.2 percent, following a 12.8-percent increase in September. Prices for fresh and dry vegetables and slaughter hogs also turned down, after advancing in the prior month. The index for slaughter turkeys rose at a slower pace in October than it did in September.

Prices for basic industrial materials moved up 3.1 percent, following a 2.3-percent rise in September. The raw cotton index jumped 23.5 percent in October, after posting a 5.6-percent gain a month earlier. Indexes for copper base scrap, wastepaper, and for hides and skins increased at faster rates in October than they did in September. Prices for aluminum base scrap turned up, following declines in the previous month. By contrast, prices for gold ores turned down 0.6

percent, after advancing 6.7 percent in the prior month. Indexes for construction sand, gravel, and crushed stone and for iron and steel scrap rose less quickly from September to October. Prices for hardwood logs, bolts, and timber declined, after showing no change in September.

Subsequent to a 0.6-percent gain in September, the index for crude energy materials moved down 3.6 percent in October. Natural gas prices decreased 9.4 percent in October, following a 5.4-percent rise in the prior month. The coal index exhibited a slower rate of increase, climbing 0.8 percent in October, after advancing 1.4 percent a month earlier. Alternatively, crude petroleum prices turned up 6.8 percent, following an 8.4-percent drop in September.

Net output price indexes for mining, manufacturing, and services industries

Mining. The Producer Price Index for the Net Output of Total Mining Industries fell 2.4 percent in October, after rising 0.8 percent in September. (Net output price indexes are not seasonally adjusted.) Leading this reversal, prices received by the natural gas liquids and natural gas residue industry turned down 6.5 percent, following a 3.3-percent increase in the preceding month. The index for the crude petroleum and natural gas industry declined more rapidly in October than it did in September. Prices received by the gold ores industry moved down, after advancing a month earlier. The index for the crushed and broken limestone industry rose at a slower rate in October than it did in the prior month. Alternatively, prices for the oil and gas well drilling industry turned up 0.8 percent, after declining 1.2 percent in September. The industry index for bituminous coal underground mining increased more quickly in October than it did in September. In October, the Producer Price Index for Total Mining Industries was 123.2

(December 1984=100), 17.9 percent above its year-ago level.

Manufacturing. The Producer Price Index for the Net Output of Total Manufacturing Industries climbed 0.9 percent in October, after increasing 0.1 percent in September. The industry group index for transportation equipment advanced 3.6 percent, following a 0.4-percent drop in the previous month. Prices received by the food and kindred products industry group rose more in October than they did a month earlier. The index for the petroleum refining and related products industry group fell at a slower pace in October than it did in September. Prices for the chemicals and allied products industry group edged up, after showing no change in the preceding month. On the other hand, the industry group index for lumber and wood products (except furniture) increased 0.4 percent in October, following a 3.7-percent gain in September. Prices received by the industry group for fabricated metal products (except machinery and transportation equipment) rose slightly less than they did in the prior month. The index for the stone, clay, glass, and concrete products industry group inched down in October, after increasing in September. In October, the Producer Price Index for Total Manufacturing Industries was 138.3 (December 1984=100), 2.0 percent above its year-ago level.

Services. Among services industries, prices received by the industries for general medical and surgical hospitals, hotels and motels, television broadcasting, investment advice, scheduled air transportation, property and casualty insurance, and for skilled and intermediate care facilities increased in October. By contrast, the industry indexes for security brokers, dealers, and investment banking companies; prepackaged software; telephone communications (except radiotelephone); life insurance carriers; legal services; and wireless communications declined during the same period.

Report on Quality Changes for 2004 Model Vehicles

Passenger cars

The value of quality changes for a sample of fifteen 2004 model-year domestic passenger cars included in the Producer Price Index (PPI) for October averaged \$75.86, according to estimates by the Bureau of Labor Statistics (BLS) of the U.S. Department of Labor. This change represents 18.7 percent of the average \$405.31 increase in manufacturers' invoice prices for this year's models as compared with last year's models.

The retail equivalent value of these quality changes averaged \$82.96, representing 17.8 percent of the average \$467.28 over-the-year increase in manufacturers' suggested list prices.

The \$82.96 estimated retail value of quality change breaks down as follows:

- \$24.00 for powertrain improvements
- \$37.16 for federally mandated and nonmandated safety improvements, such as changes to brake and airbag systems
- \$21.80 for other quality changes, such as emission improvements, theft protection, changes in audio systems, and changes in levels of standard or optional equipment

Light trucks

The value of quality changes for a sample of eighteen 2004 model-year domestic light trucks included in the PPI for October averaged \$131.26. This change represents 25.4 percent of the average \$516.26 increase in manufacturers' invoice prices for this year's models, as compared with last year's models.

The retail equivalent value of quality changes for domestic light trucks averaged \$145.05, representing 24.8 percent of the average \$585.91 over-the-year increase in manufacturers' suggested list prices.

The \$145.05 estimated retail value of quality change breaks down as follows:

- \$90.17 for federally mandated and non-mandated safety improvements, such as head impact protection, brake improvements, and airbag systems improvements
- \$38.21 for emission improvements, in accordance with the 1990 Clean Air Act Amendments
- \$16.67 for other quality changes, such as powertrain improvement, theft protection, changes in audio systems, and changes in levels of standard or optional equipment

Estimates of the value of quality change are based on a review by BLS of data supplied by producers for similarly equipped 2003 and 2004 domestic models priced for the PPI. Most of the estimates of quality changes in this release are derived from information supplied for the PPI for October. These data also form the basis of the new vehicle quality adjustment for the Consumer Price Index (CPI). However, it should be noted that, effective with the release of data for January 1999, changes made solely for the purpose of meeting air pollution standards are no longer considered quality improvements for CPI calculation purposes.

NAICS Conversion

The net output price indexes will be converted from the 1987 Standard Industrial Classification (SIC) basis to the 2002 North American Industry Classification System (NAICS) basis with the February 2004 release of January 2004 indexes. The NAICS conversion involves major definitional changes to many of the currently published SIC-based indexes. After the conversion to NAICS, SIC-based indexes will no longer be produced or published. Historical index data based on

the NAICS publication structure will be available, depending on the scope of the definitional changes between SIC and NAICS. A concordance between the two structures is available at <http://www.bls.gov/ppi/ppinaicstosic.htm> through our World Wide Web site.

For more information, contact the Division of Industrial Prices and Price Indexes, Section of Index Analysis and Public Information at ppi-info@bls.gov or (202) 691-7705.

Chart 1. Finished goods and its components, January 1993 through October 2003, 3-month seasonally adjusted annual rates of change

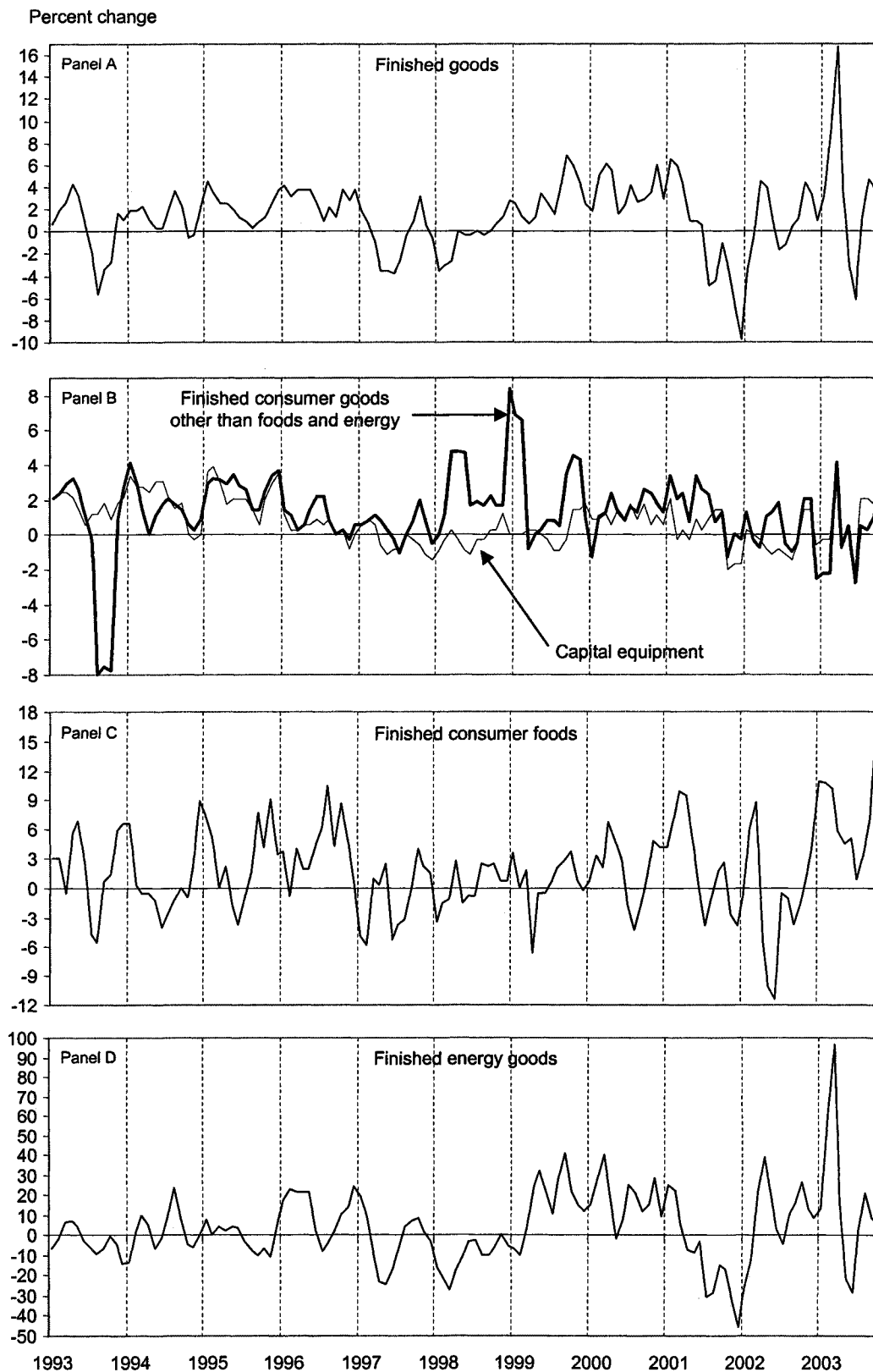


Chart 2. Intermediate goods and its components, January 1993 through October 2003, 3-month seasonally adjusted annual rates of change

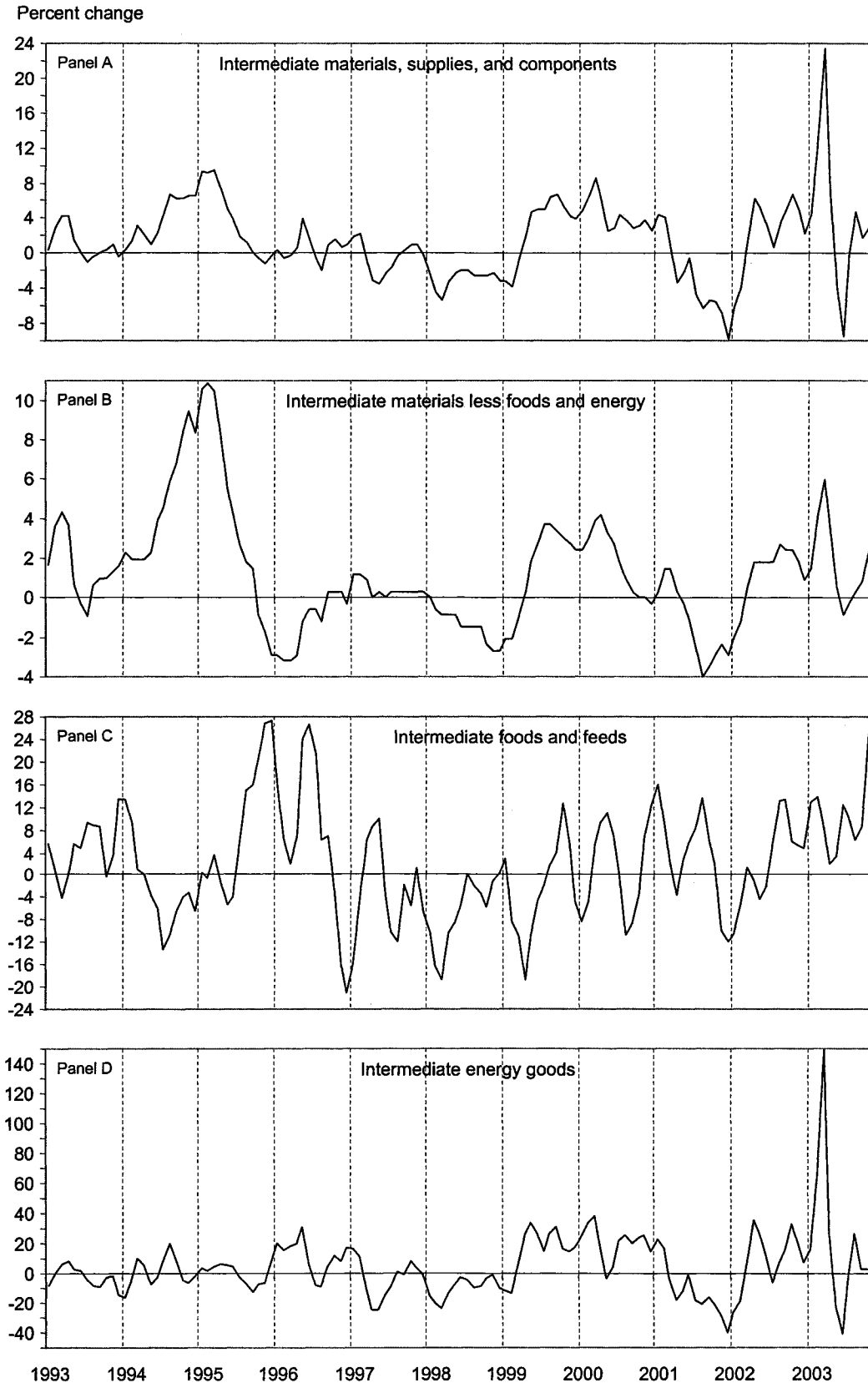


Chart 3. Crude goods for further processing and its components, January 1993 through October 2003, 3-month seasonally adjusted annual rates of change

Percent change

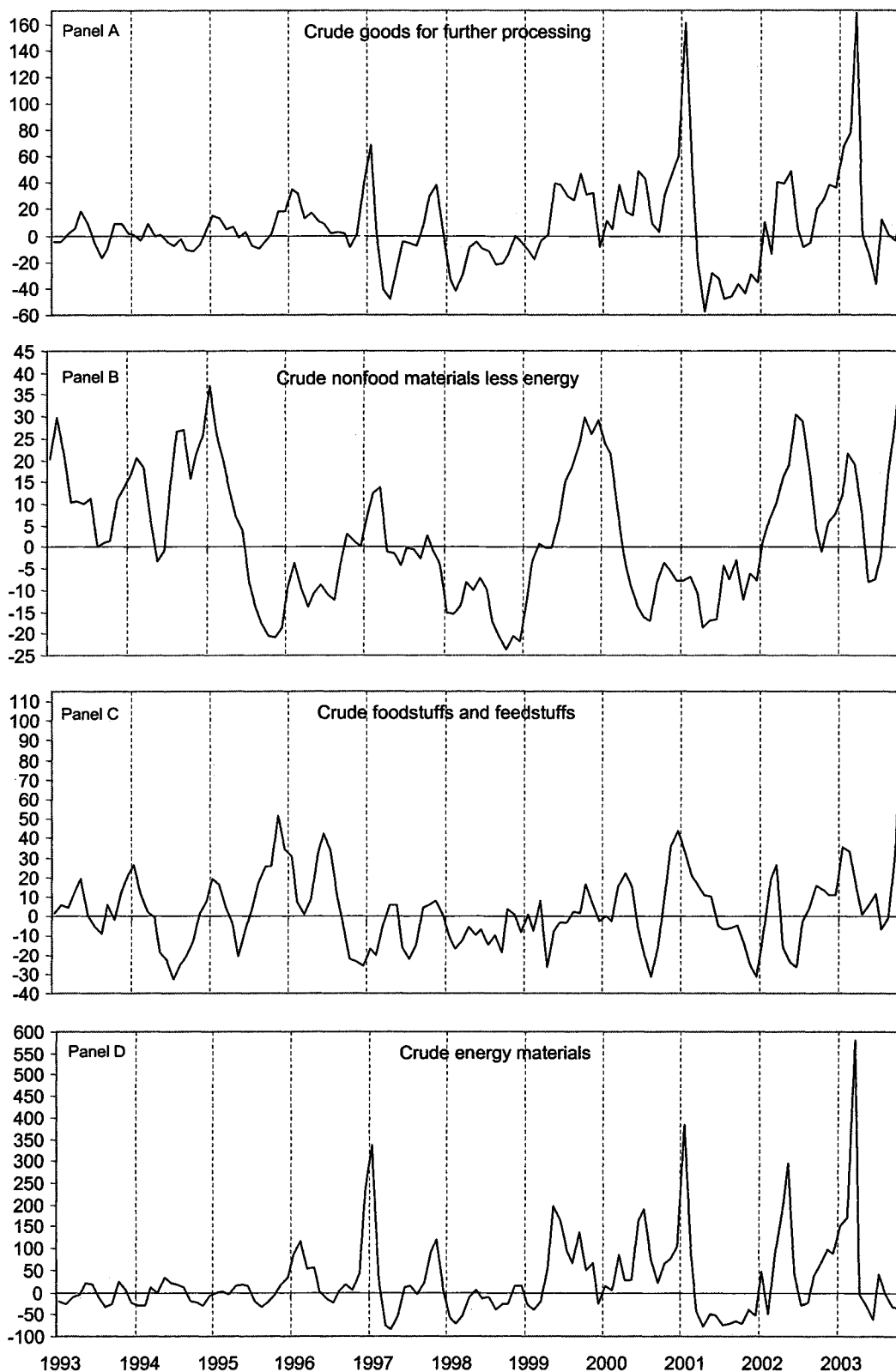


Table 1. Producer price indexes and percent changes by stage of processing

(1982=100)

Grouping	Relative importance Dec. 2002 ¹	Unadjusted index			Unadjusted percent change to Oct. 2003 from:		Seasonally adjusted percent change from:		
		June 2003 ²	Sep. 2003 ²	Oct. 2003 ²	Oct. 2002	Sep. 2003	July to Aug.	Aug. to Sep.	Sep. to Oct.
Finished goods	100.000	143.0	143.9	145.5	3.4	1.1	0.4	0.3	0.8
Finished consumer goods	73.339	145.0	146.3	147.7	4.3	1.0	.6	.3	1.0
Finished consumer foods	20.672	145.2	147.9	151.0	8.5	2.1	.7	1.2	2.2
Crude	1.333	121.5	136.8	135.0	9.0	-1.3	5.6	5.5	-2.2
Processed	19.339	147.2	148.8	152.3	8.5	2.4	.3	.8	2.6
Finished consumer goods, excluding foods	52.667	144.6	145.3	146.1	2.7	.6	.5	.1	.3
Nondurable goods less foods	36.364	148.9	150.2	149.2	3.8	-.7	.5	.1	.1
Durable goods	16.303	131.8	131.1	135.5	.5	3.4	.2	-.1	1.1
Capital equipment	26.661	138.9	139.1	141.1	.9	1.4	.1	-.1	.6
Manufacturing industries	7.839	139.7	140.4	140.9	.6	.4	.1	0	.1
Nonmanufacturing industries	18.822	138.5	138.5	141.1	1.0	1.9	.1	-.1	.7
Intermediate materials, supplies, and components	100.000	133.5	134.1	134.1	3.4	0	.5	-.1	.4
Materials and components for manufacturing	46.896	129.6	129.8	130.5	2.4	.5	.5	-.2	.5
Materials for food manufacturing	2.918	134.2	137.1	142.0	14.2	3.6	1.3	1.2	3.8
Materials for nondurable manufacturing	14.707	137.4	136.3	137.1	3.2	.6	1.1	-1.2	.7
Materials for durable manufacturing	9.136	126.8	128.9	129.6	2.9	.5	.6	.9	.6
Components for manufacturing	20.136	126.0	125.9	125.8	0	-.1	-.1	0	-.1
Materials and components for construction	12.772	153.0	155.1	155.2	2.3	.1	.1	.9	.3
Processed fuels and lubricants	16.110	112.1	113.3	111.9	10.1	-1.2	2.0	-1.6	.5
Manufacturing industries	6.430	117.0	117.4	115.5	13.2	-1.6	1.8	-1.3	-.8
Nonmanufacturing industries	9.680	109.1	110.7	109.7	8.1	-.9	2.0	-1.7	1.5
Containers	3.248	154.1	153.6	153.2	-.1	-.3	-.1	0	-.3
Supplies	20.974	141.5	141.7	141.8	1.6	.1	-.1	.2	.1
Manufacturing industries	4.589	146.7	146.7	146.6	1.2	-.1	0	-.2	0
Nonmanufacturing industries	16.385	139.0	139.2	139.5	1.8	.2	-.2	.3	.2
Feeds	1.097	104.5	107.4	108.7	6.8	1.2	-2.8	5.5	1.2
Other supplies	15.288	143.3	143.3	143.4	1.4	.1	-.1	0	.1
Crude materials for further processing	100.000	136.5	135.6	138.3	22.8	2.0	-1.4	3.4	2.6
Foodstuffs and feedstuffs	38.685	110.4	118.7	127.9	28.0	7.8	3.7	7.0	8.9
Nonfood materials	61.315	152.8	144.5	141.9	19.2	-1.8	-4.2	1.1	-1.5
Nonfood materials except fuel ³	33.142	113.8	114.6	119.1	10.8	3.9	2.7	-2.1	4.5
Manufacturing ³	32.295	104.6	105.3	109.5	11.1	4.0	2.8	-2.1	4.5
Construction	0.847	179.0	181.3	182.6	-.2	.7	1.0	.9	.8
Crude fuel ⁴	28.173	203.0	180.1	165.8	31.6	-7.9	-11.2	4.8	-7.9
Manufacturing industries	2.540	192.4	171.3	158.2	30.4	-7.6	-10.8	4.7	-7.6
Nonmanufacturing industries	25.633	207.6	184.1	169.5	31.7	-7.9	-11.2	4.8	-7.9
Special groupings									
Finished goods, excluding foods	⁵ 79.328	142.2	142.6	143.8	2.1	.8	.4	0	.4
Intermediate materials less foods and feeds	⁶ 95.985	134.0	134.5	134.4	3.1	-.1	.6	-.3	.3
Intermediate foods and feeds	⁶ 4.015	125.1	128.0	131.7	12.2	2.9	.2	2.3	3.1
Crude materials less agricultural products ^{3,7}	⁸ 59.316	155.8	146.4	143.2	19.0	-2.2	-4.6	1.0	-2.0
Finished energy goods	⁵ 14.951	103.1	105.0	103.2	9.2	-1.7	1.2	.1	-.1
Finished goods less energy	⁵ 85.049	148.3	149.0	151.4	2.4	1.6	.3	.3	1.0
Finished consumer goods less energy	⁵ 58.388	152.4	153.3	155.9	3.0	1.7	.3	.5	1.2
Finished goods less foods and energy	⁵ 64.377	149.8	149.7	152.0	.5	1.5	.1	0	.5
Finished consumer goods less foods and energy	⁵ 37.716	157.1	156.9	159.2	.1	1.5	.1	.1	.6
Consumer nondurable goods less foods and energy	⁵ 21.413	177.7	177.8	178.1	-.2	.2	.1	.1	.2
Intermediate energy goods	⁶ 16.468	111.3	112.4	111.1	9.4	-1.2	2.4	-2.3	.6
Intermediate materials less energy	⁶ 83.532	137.6	138.0	138.5	2.3	.4	.1	.3	.4
Intermediate materials less foods and energy	⁶ 79.517	138.4	138.8	139.0	1.8	.1	.1	.1	.3
Crude energy materials ³	⁸ 41.909	156.2	140.7	135.7	21.9	-3.6	-7.4	.6	-3.6
Crude materials less energy	⁸ 58.093	119.4	127.9	135.5	23.3	5.9	3.7	5.5	7.0
Crude nonfood materials less energy ⁸	⁸ 19.406	146.3	155.5	158.8	14.0	2.1	3.7	2.3	3.1

¹ Comprehensive relative importance figures are initially computed after the publication of December indexes and are recalculated after final December indexes are available.

² The indexes for June 2003 have been recalculated to incorporate late reports and corrections by respondents. All indexes are subject to revision 4 months after original publication.

³ Includes crude petroleum.

⁴ Excludes crude petroleum.

⁵ Percent of total finished goods.

⁶ Percent of total intermediate materials.

⁷ Formerly titled "Crude materials for further processing, excluding crude foodstuffs and feedstuffs, plant and animal fibers, oilseeds, and leaf tobacco."

⁸ Percent of total crude materials.

Table 2. Producer price indexes and percent changes for selected commodity groupings by stage of processing
(1982=100 unless otherwise indicated)

Grouping	Commodity code	Unadjusted index			Unadjusted percent change to Oct. 2003 from:		Seasonally adjusted percent change from:		
		June 2003 ¹	Sep. 2003 ¹	Oct. 2003 ¹	Oct. 2002	Sep. 2003	July to Aug.	Aug. to Sep.	Sep. to Oct.
Finished goods		143.0	143.9	145.5	3.4	1.1	0.4	0.3	0.8
Finished consumer goods		145.0	146.3	147.7	4.3	1.0	.6	.3	1.0
Finished consumer foods		145.2	147.9	151.0	8.5	2.1	.7	1.2	2.2
Fresh fruits and melons ²	01-11	79.3	82.7	88.9	-6.1	7.5	7.1	-1.9	7.5
Fresh and dry vegetables ²	01-13	125.5	151.6	137.8	14.9	-9.1	4.3	20.7	-9.1
Eggs for fresh use (Dec. 1991=100)	01-71-07	95.6	111.1	119.3	61.0	7.4	3.2	5.2	4.3
Bakery products ²	02-11	195.0	195.4	195.6	2.5	.1	-.1	.2	.1
Milled rice ²	02-13	98.9	111.9	115.3	38.4	3.0	4.7	5.7	3.0
Pasta products (June 1985=100) ²	02-14-02	126.7	127.0	126.8	4.4	-2	0	.4	-.2
Beef and veal ²	02-21-01	139.1	141.3	167.2	52.6	18.3	3.8	4.2	18.3
Pork	02-21-04	124.5	116.8	120.7	13.4	3.3	-3.7	4.6	4.2
Processed young chickens	02-22-03	118.9	124.9	126.1	19.6	1.0	-.3	-1.6	3.2
Processed turkeys	02-22-06	90.2	93.6	94.9	1.2	1.4	-.7	2.0	1.1
Finfish and shellfish	02-23	196.0	195.7	190.2	-7.0	-2.8	.8	.5	-2.9
Dairy products	02-3	134.3	147.5	147.6	8.8	.1	2.4	2.0	.3
Processed fruits and vegetables ²	02-4	133.6	132.8	133.5	.2	.5	-.4	-.2	.5
Confectionery end products ²	02-55	183.4	183.9	184.9	5.8	.5	0	-.1	.5
Soft drinks	02-62	152.9	152.5	152.9	1.3	.3	-.3	.4	.3
Roasted coffee ²	02-63-01	127.7	127.7	127.9	5.4	.2	.1	-.1	.2
Shortening and cooking oils ²	02-78	159.0	156.7	171.3	15.7	9.3	.5	-1.8	9.3
Finished consumer goods excluding foods		144.6	145.3	146.1	2.7	.6	.5	.1	.3
Alcoholic beverages	02-61	148.9	148.3	148.6	1.0	.2	-.2	-.1	-.1
Women's apparel ²	03-81-01	124.4	122.3	122.7	-.2	.3	.1	0	.3
Men's and boys' apparel ²	03-81-02	126.6	126.8	127.5	-.7	.6	.4	-.1	.6
Girls', children's, and infants' apparel ²	03-81-03	119.5	120.2	120.2	.7	0	.5	-.3	0
Textile housefurnishings ²	03-82	122.4	122.2	122.2	0	0	.6	.1	0
Footwear ²	04-3	148.0	147.5	148.0	1.3	.3	0	-.1	.3
Residential electric power (Dec. 1990=100)	05-41	122.4	124.1	121.7	5.3	-1.9	.5	.1	.8
Residential gas (Dec. 1990=100)	05-51	174.5	170.2	169.0	24.9	-.7	-1.5	1.6	-1.8
Gasoline	05-71	99.4	109.9	103.1	3.7	-6.2	6.3	2.2	-3.0
Fuel oil No. 2	05-73-02-01	84.4	85.1	94.1	3.2	10.6	1.6	-14.3	9.6
Pharmaceutical preparations (June 2001=100) ²	06-38	107.1	108.2	108.4	4.1	.2	.3	.4	.2
Soaps and synthetic detergents ²	06-71	129.6	130.9	130.7	.3	-.2	0	.6	-.2
Cosmetics and other toilet preparations ²	06-75	140.5	140.5	140.6	.7	.1	0	.1	.1
Tires, tubes, tread, etc ²	07-12	97.5	98.3	98.9	3.8	.6	-.1	.3	.6
Sanitary papers and health products ²	09-15-01	150.3	150.3	150.3	1.0	0	.2	.1	0
Newspaper circulation ²	09-31-01	229.9	230.3	232.5	2.4	1.0	0	.2	1.0
Periodical circulation	09-32-01	220.6	220.1	220.1	4.0	0	-.3	-.1	.5
Book publishing	09-33	242.9	243.5	244.9	3.3	.6	.2	-.7	.4
Household furniture	12-1	158.3	158.0	158.4	.4	.3	.1	-.1	.1
Floor coverings ²	12-3	134.6	134.0	135.1	3.1	.8	-.1	-.5	.8
Household appliances ²	12-4	102.3	101.7	102.1	-2.4	.4	-.3	-.1	.4
Home electronic equipment ²	12-5	67.6	66.9	67.1	-2.2	.3	0	-.1	.3
Household glassware	12-62	169.0	167.8	169.1	-.4	.8	.1	-.7	.5
Household flatware ²	12-64	145.2	145.2	145.2	0	0	0	0	0
Lawn and garden equip., ex. tractors ²	12-66	133.8	131.9	132.3	-1.1	.3	-1.5	-.1	.3
Passenger cars	14-11-01	127.4	125.1	133.8	-.4	7.0	.3	-.5	1.6

See footnotes at end of table.

Table 2. Producer price indexes and percent changes for selected commodity groupings by stage of processing—Continued
(1982=100 unless otherwise indicated)

Grouping	Commodity code	Unadjusted index			Unadjusted percent change to Oct. 2003 from:		Seasonally adjusted percent change from:		
		June 2003 ¹	Sep. 2003 ¹	Oct. 2003 ¹	Oct. 2002	Sep. 2003	July to Aug.	Aug. to Sep.	Sep. to Oct.
Finished consumer goods excluding foods—Continued									
Toys, games, and children's vehicles ²	15-11	125.0	125.1	124.5	-0.3	-0.5	0.0	0.1	-0.5
Sporting and athletic goods ²	15-12	124.9	123.4	123.6	-1.4	.2	-.4	-.6	.2
Tobacco products ²	15-2	429.4	430.3	432.5	-7.4	.5	0	.1	.5
Mobile homes ²	15-5	169.0	171.4	172.4	3.2	.6	.3	1.0	.6
Jewelry, platinum, & karat gold ²	15-94-02	131.9	132.2	132.7	2.0	.4	.1	.5	.4
Costume jewelry and novelties ²	15-94-04	144.8	144.8	144.8	.3	0	.3	0	0
Capital equipment		138.9	139.1	141.1	.9	1.4	.1	-.1	.6
Agricultural machinery and equipment ²	11-1	160.3	160.2	161.9	1.7	1.1	-.3	.1	1.1
Construction machinery and equipment	11-2	153.5	153.8	153.8	1.5	0	.1	.1	.1
Metal cutting machine tools ²	11-37	150.6	150.5	148.4	-1.9	-1.4	.1	0	-1.4
Metal forming machine tools ²	11-38	167.3	167.9	167.9	.4	0	0	.1	0
Tools, dies, jigs, fixtures, and ind. molds ²	11-39	139.3	139.6	139.7	-.6	.1	0	.3	.1
Pumps, compressors, and equipment	11-41	162.8	163.3	163.7	1.4	.2	.4	-.2	.6
Industrial material handling equipment ²	11-44	138.1	138.2	138.3	.9	.1	-.1	0	.1
Electronic computers (Dec. 1998=100) ²	11-51	34.5	33.4	32.8	-17.6	-1.8	-1.5	0	-1.8
Textile machinery ²	11-62	157.9	158.1	158.0	.6	-.1	0	.1	-.1
Paper industries machinery (June 1982=100)	11-64	170.3	170.3	170.3	.4	0	.1	.1	0
Printing trades machinery ²	11-65	142.9	142.6	143.3	-.6	.5	-.3	-.4	.5
Transformers and power regulators ²	11-74	131.4	132.3	132.2	.6	-.1	0	0	-.1
Communication & related equip. (Dec. 1985=100) ²	11-76	105.7	104.9	105.5	-1.1	.6	-.9	-.6	.6
X-ray and electromedical equipment ²	11-79-05	101.0	100.3	99.7	-1.2	-.6	-.3	-.2	-.6
Oil field and gas field machinery	11-91	139.9	140.1	140.5	3.3	.3	.2	.1	.1
Mining machinery and equipment ²	11-92	154.7	154.8	155.1	1.5	.2	0	.1	.2
Office and store machines and equipment ²	11-93	111.9	114.1	113.2	.8	-.8	.1	-.1	-.8
Commercial furniture ²	12-2	162.5	162.7	163.1	.8	.2	.1	.1	.2
Light motor trucks	14-11-05	145.0	144.0	157.6	1.7	9.4	.8	.1	3.4
Heavy motor trucks ²	14-11-06	155.1	154.3	155.1	1.4	.5	-.1	0	.5
Truck trailers ²	14-14	139.6	139.5	139.5	.9	0	.1	0	0
Civilian aircraft (Dec. 1985=100)	14-21-02	178.9	184.2	184.5	6.5	.2	1.3	.2	.1
Ships (Dec. 1985=100) ²	14-31	158.2	159.3	159.0	5.1	-.2	0	.7	-.2
Railroad equipment ²	14-4	136.3	136.9	136.9	1.8	0	-.9	.3	0
Intermediate materials, supplies, and components		133.5	134.1	134.1	3.4	0	.5	-.1	.4
Intermediate foods and feeds		125.1	128.0	131.7	12.2	2.9	.2	2.3	3.1
Flour ²	02-12-03	124.5	122.9	119.2	-5.4	-3.0	1.1	-1.4	-3.0
Refined sugar and byproducts ²	02-53	122.7	120.6	122.7	3.0	1.7	.2	-2.1	1.7
Confectionery materials ²	02-54	124.4	125.1	121.6	-2.0	-2.8	-.4	.8	-2.8
Crude vegetable oils ²	02-72	139.5	138.8	122.9	22.4	-11.5	3.6	-2.7	-11.5
Prepared animal feeds ²	02-9	111.1	113.6	114.8	5.8	1.1	-2.3	4.4	1.1
Intermediate materials less foods and feeds		134.0	134.5	134.4	3.1	-.1	.6	-.3	.3
Synthetic fibers ²	03-1	106.9	106.4	106.0	-.3	-.4	.2	-.5	-.4
Processed yarns and threads ²	03-2	103.6	103.5	103.4	.9	-.1	.4	-.2	-.1
Gray fabrics ²	03-3	110.2	110.1	111.6	-.3	1.4	-.5	-.5	1.4
Finished fabrics	03-4	120.6	121.1	121.1	-.2	0	.7	-.2	-.2
Industrial textile products ²	03-83-03	130.9	130.9	130.4	-.3	-.4	-.3	.2	-.4
Leather ²	04-2	212.6	213.4	216.1	4.7	1.3	0	.8	1.3
Liquefied petroleum gas ²	05-32	145.6	138.1	147.2	13.4	6.6	-.1	-3.3	6.6
Commercial electric power	05-42	143.2	149.0	145.5	6.5	-2.3	1.0	2.2	2.7
Industrial electric power	05-43	148.3	152.2	148.9	6.4	-2.2	.6	.3	1.1
Commercial natural gas (Dec. 1990=100)	05-52	177.2	172.7	170.0	24.8	-1.6	0	.3	-3.1
Industrial natural gas (Dec. 1990=100)	05-53	185.5	177.6	175.6	27.7	-1.1	2.2	-.8	-3.2

See footnotes at end of table.

Table 2. Producer price indexes and percent changes for selected commodity groupings by stage of processing—Continued
(1982=100 unless otherwise indicated)

Grouping	Commodity code	Unadjusted index			Unadjusted percent change to Oct. 2003 from:		Seasonally adjusted percent change from:		
		June 2003 ¹	Sep. 2003 ¹	Oct. 2003 ¹	Oct. 2002	Sep. 2003	July to Aug.	Aug. to Sep.	Sep. to Oct.
Intermediate materials less foods and feeds—Continued									
Natural gas to electric utilities (Dec. 1990=100)	05-54	152.3	140.9	139.8	26.3	-0.8	7.8	-0.5	-6.2
Jet fuels	05-72-03	80.5	74.6	77.7	-10.8	4.2	.2	-17.4	8.6
No. 2 Diesel fuel	05-73-03	89.8	91.1	101.1	2.4	11.0	2.7	-17.0	18.4
Residual fuel ²	05-74	90.9	103.3	96.0	3.8	-7.1	5.3	-15.0	-7.1
Industrial chemicals ²	06-1	142.0	139.5	140.8	6.2	.9	1.3	-1.2	.9
Prepared paint	06-21	170.7	171.4	171.5	2.6	.1	.1	-.2	.2
Paint materials ²	06-22	174.0	172.9	172.7	.8	-.1	-.2	-.3	-.1
Medicinal and botanical chemicals ²	06-31	135.4	135.1	135.2	1.7	.1	.2	-.1	.1
Fats and oils, inedible	06-4	120.9	112.6	127.8	34.0	13.5	-3.6	-4.2	15.9
Mixed fertilizers	06-51	119.9	120.1	120.4	5.4	.2	.3	.5	.7
Nitrogenates	06-52-01	147.3	147.5	149.7	39.1	1.5	3.8	2.2	1.4
Phosphates ²	06-52-02	108.8	110.3	110.0	8.7	-.3	2.5	-.3	-.3
Other agricultural chemicals ²	06-53	148.5	148.2	149.3	1.3	.7	0	-.2	.7
Plastic resins and materials	06-6	149.2	144.8	145.4	5.2	.4	-1.2	.6	.9
Synthetic rubber ²	07-11-02	126.2	127.9	128.2	4.9	.2	-.5	.2	.2
Plastic construction products	07-21	139.5	137.8	138.6	0	.6	-.2	.7	1.5
Unsupported plastic film, sheet, & other shapes ²	07-22	142.7	143.8	141.4	2.4	-1.7	.4	-1.0	-1.7
Plastic parts and components for manufacturing ²	07-26	116.2	116.2	116.2	-.3	0	0	0	0
Softwood lumber	08-11	164.9	184.5	178.1	7.2	-3.5	.4	10.2	-1.9
Hardwood lumber	08-12	190.0	193.1	193.4	7.7	.2	.3	.5	-.2
Millwork	08-2	181.3	183.6	183.6	1.9	0	.1	.8	.2
Plywood ²	08-3	148.9	193.4	203.9	36.6	5.4	1.9	17.1	5.4
Woodpulp ²	09-11	125.2	121.0	123.3	3.1	1.9	-1.0	-2.0	1.9
Paper ²	09-13	146.6	146.2	145.6	-.3	-.4	-.3	-.1	-.4
Paperboard ²	09-14	163.4	160.1	160.0	-4.2	-.1	0	-1.4	-.1
Paper boxes and containers ²	09-15-03	173.3	172.7	171.7	-1.5	-.6	-.1	.1	-.6
Building paper and board ²	09-2	146.3	187.5	195.3	50.5	4.2	3.0	10.8	4.2
Commercial printing (June 1982=100) ²	09-37	158.5	158.5	158.5	1.0	0	.4	-.1	0
Foundry and forge shop products	10-15	137.4	137.6	137.7	.4	.1	0	0	.1
Steel mill products	10-17	108.8	108.9	110.0	-.4	1.0	.6	.1	1.4
Primary nonferrous metals ²	10-22	101.1	105.7	108.8	12.3	2.9	1.9	.6	2.9
Aluminum mill shapes ²	10-25-01	143.6	142.4	142.2	-.6	-.1	-.1	-.8	-.1
Copper and brass mill shapes ²	10-25-02	149.2	154.7	156.9	9.1	1.4	.9	.8	1.4
Nonferrous wire and cable ²	10-26	135.1	135.4	135.5	2.2	.1	.2	.1	.1
Metal containers ²	10-3	109.0	109.2	109.4	1.1	.2	0	.1	.2
Hardware ²	10-4	156.4	156.1	156.4	.4	.2	-.1	0	.2
Plumbing fixtures and brass fittings	10-5	183.6	184.0	183.5	.6	-.3	.3	.2	-.3
Heating equipment ²	10-6	163.5	163.7	163.8	3.5	.1	.1	.2	.1
Fabricated structural metal products ²	10-7	145.5	145.6	145.8	0	.1	.1	.1	.1
Fabricated ferrous wire products (June 1982=100) ²	10-88	130.4	132.5	132.8	2.2	.2	1.2	0	.2
Other misc. metal products ²	10-89	127.4	127.6	127.6	.9	0	.2	0	0
Mechanical power transmission equipment	11-45	171.3	170.6	170.8	.6	.1	.1	.2	.2
Air conditioning and refrigeration equipment ²	11-48	137.3	136.7	137.3	.1	.4	-.1	-.1	.4
Metal valves, ex.fluid power (Dec. 1982=100)	11-49-02	169.6	169.7	170.0	1.2	.2	-.1	.1	-.1
Ball and roller bearings	11-49-05	171.8	171.2	170.9	.4	-.2	-.2	0	-.2
Wiring devices ²	11-71	152.0	152.7	152.9	-.5	.1	.1	-.5	.1
Motors, generators, motor generator sets	11-73	147.3	147.5	147.2	.5	-.2	0	.4	-.1
Switchgear, switchboard, etc., equipment ²	11-75	160.3	159.1	159.7	.9	.4	.1	-.1	.4
Electronic components and accessories ²	11-78	91.1	91.0	90.6	-1.5	-.4	-.7	.2	-.4
Internal combustion engines	11-94	144.1	145.8	145.6	.1	-.1	1.2	-.1	-.1
Machine shop products ²	11-95	140.6	140.6	141.1	.6	.4	0	0	.4
Flat glass ²	13-11	111.5	110.6	110.1	-.9	-.5	0	-.5	-.5
Cement	13-22	152.7	151.8	151.9	-1.4	.1	-.3	.1	0
Concrete products	13-3	153.2	153.4	153.4	.5	0	.2	-.4	.1

See footnotes at end of table.

Table 2. Producer price indexes and percent changes for selected commodity groupings by stage of processing—Continued
(1982=100 unless otherwise indicated)

Grouping	Commodity code	Unadjusted index			Unadjusted percent change to Oct. 2003 from:		Seasonally adjusted percent change from:		
		June 2003 ¹	Sep. 2003 ¹	Oct. 2003 ¹	Oct. 2002	Sep. 2003	July to Aug.	Aug. to Sep.	Sep. to Oct.
Intermediate materials less foods and feeds—Continued									
Asphalt felts and coatings	13-6	119.4	116.9	116.4	4.4	-0.4	-0.3	-0.7	-0.4
Gypsum products ²	13-7	164.2	178.1	172.0	-8	-3.4	-2.7	4.3	-3.4
Glass containers ²	13-8	140.0	140.8	140.7	3.2	-1	.6	.1	-1
Motor vehicle parts ²	14-12	112.0	111.7	111.5	-6	-2	-1	.1	-2
Aircraft engines & engine parts (Dec. 1985=100)	14-23	154.0	153.7	153.8	5.7	.1	.2	-2	0
Aircraft parts & aux.equip.,nec (June 1985=100)	14-25	150.5	149.5	149.5	-1.0	0	.2	-2	0
Photographic supplies ²	15-42	118.6	118.6	116.4	-1.5	-1.9	0	0	-1.9
Medical/surgical/personal aid devices ²	15-6	154.4	154.6	155.6	2.6	.6	0	.1	.6
Crude materials for further processing		136.5	135.6	138.3	22.8	2.0	-1.4	3.4	2.6
Crude foodstuffs and feedstuffs		110.4	118.7	127.9	28.0	7.8	3.7	7.0	8.9
Wheat ²	01-21	98.2	95.7	92.8	-25.5	-3.0	11.6	-2.6	-3.0
Corn	01-22-02-05	97.3	96.6	84.9	-14.7	-12.1	-1.7	12.8	-12.2
Slaughter cattle ²	01-31	113.8	130.5	157.1	62.0	20.4	6.1	11.0	20.4
Slaughter hogs	01-32	82.2	69.1	65.6	23.8	-5.1	3.8	2.8	-3.8
Slaughter broilers/fryers	01-41-02	146.3	156.1	154.6	33.2	-1.0	2.4	-3.2	5.5
Slaughter turkeys	01-42	100.5	103.1	111.1	6.4	7.8	-7.3	9.6	3.7
Fluid milk	01-6	83.0	104.9	110.9	22.5	5.7	6.9	4.9	9.3
Soybeans ²	01-83-01-31	108.0	104.8	125.1	35.1	19.4	-5.3	8.5	19.4
Cane sugar,raw ²	02-52-01-01	115.6	112.4	111.6	-3.6	-.7	-.4	-1.6	-.7
Crude nonfood materials		152.8	144.5	141.9	19.2	-1.8	-4.2	1.1	-1.5
Raw cotton ²	01-51-01-01	83.6	89.8	110.9	70.4	23.5	-7.7	5.6	23.5
Leaf tobacco ²	01-92-01-01	(³)	109.9	111.1	1.9	1.1	(³)	4.5	1.1
Hides and skins (June 2001=100) ²	04-19	80.9	86.5	87.8	-.5	1.5	6.0	.7	1.5
Coal ²	05-1	100.4	100.3	101.1	2.5	.8	1.3	1.4	.8
Natural gas ²	05-31	237.4	206.7	187.3	39.2	-9.4	-13.1	5.4	-9.4
Crude petroleum ²	05-61	82.3	76.5	81.7	6.5	6.8	1.5	-8.4	6.8
Logs, timber, etc	08-5	178.6	183.0	185.8	2.6	1.5	1.6	1.5	1.7
Wastepaper ²	09-12	202.2	198.4	201.7	5.8	1.7	.4	1.0	1.7
Iron ore ²	10-11	95.9	96.5	96.5	1.6	0	.4	0	0
Iron and steel scrap	10-12	163.7	193.9	195.6	29.1	.9	8.8	4.8	4.7
Nonferrous metal ores (Dec. 1983=100) ²	10-21	77.0	80.5	81.3	19.2	1.0	3.1	4.3	1.0
Copper base scrap ²	10-23-01	123.8	128.5	132.0	20.7	2.7	3.2	1.2	2.7
Aluminum base scrap	10-23-02	166.4	167.3	171.3	9.9	2.4	2.0	-.3	4.4
Construction sand, gravel, and crushed stone	13-21	177.3	178.0	178.1	2.7	.1	.2	.6	.3

¹ The indexes for June 2003 have been recalculated to incorporate late reports and corrections by respondents. All indexes are subject to revision 4 months after original publication.

² Not seasonally adjusted.

³ Not available.

Table 3. Producer price indexes for selected stage-of-processing groupings, seasonally adjusted
(1982=100)

Year and month	Index									
	Finished goods	Finished consumer foods	Finished consumer goods excluding foods	Capital equipment	Intermediate materials	Intermediate foods and feeds	Intermediate materials excluding foods	Crude materials	Crude foodstuffs and feedstuffs	Crude nonfood materials
1999:										
January.....	131.7	136.3	127.5	137.6	121.2	115.1	121.6	91.1	103.5	79.3
February.....	131.2	134.7	127.2	137.7	120.8	113.0	121.3	88.9	100.1	78.0
March.....	131.5	135.2	127.6	137.6	121.1	111.4	121.7	89.3	99.5	79.0
April.....	132.1	134.0	129.3	137.7	121.8	109.3	122.6	91.2	95.9	84.7
May.....	132.3	134.5	129.3	137.7	122.2	109.8	122.9	96.6	98.1	92.1
June.....	132.3	135.0	129.4	137.5	122.6	110.1	123.3	96.9	98.6	92.3
July.....	132.6	134.2	130.3	137.4	123.3	108.8	124.2	97.3	95.0	95.4
August.....	133.5	135.2	131.5	137.4	124.1	110.3	124.9	102.4	98.6	101.3
September.....	134.5	135.9	133.0	137.4	124.6	111.2	125.4	106.7	98.9	108.2
October.....	134.5	135.4	133.0	137.9	124.9	112.1	125.6	104.0	98.6	104.0
November.....	134.9	135.4	133.8	137.9	125.4	111.8	126.2	109.7	100.1	112.3
December.....	135.3	135.8	134.3	138.0	125.8	109.8	126.7	104.3	98.2	104.7
2000:										
January.....	135.1	135.6	134.0	138.2	126.4	109.7	127.3	106.8	98.7	108.5
February.....	136.6	136.5	136.3	138.2	127.4	110.4	128.4	111.1	99.5	115.1
March.....	137.3	136.5	137.7	138.4	128.4	111.3	129.4	113.1	101.9	116.7
April.....	136.9	137.8	136.3	138.4	128.3	112.2	129.2	111.5	103.7	112.8
May.....	137.1	138.1	136.4	138.7	128.2	113.3	129.1	115.0	103.1	119.0
June.....	138.1	137.4	138.7	138.7	129.3	113.2	130.2	124.8	100.6	137.0
July.....	138.3	137.2	138.9	139.0	129.7	112.3	130.7	121.9	97.9	134.0
August.....	138.0	136.6	138.6	139.0	129.4	110.1	130.5	117.5	93.9	129.5
September.....	139.1	136.8	140.4	139.3	130.2	110.7	131.3	125.5	96.5	140.9
October.....	139.5	137.7	140.9	139.2	130.7	111.3	131.8	130.3	99.5	146.9
November.....	140.0	138.2	141.5	139.4	130.6	111.9	131.7	129.0	101.4	143.3
December.....	140.1	138.2	141.7	139.5	131.0	113.9	132.0	141.1	105.7	160.4
2001:										
January.....	141.7	139.1	144.1	139.9	132.1	115.5	133.0	165.6	106.9	200.1
February.....	142.0	140.6	144.2	139.3	131.9	114.3	132.9	142.0	106.3	161.4
March.....	141.5	141.5	142.8	139.6	131.2	114.5	132.2	132.5	109.8	143.3
April.....	142.0	142.3	143.4	139.8	131.0	114.4	132.0	133.3	109.7	144.6
May.....	142.3	142.2	144.1	139.6	131.2	115.1	132.1	130.6	108.8	140.8
June.....	141.7	141.6	143.1	139.7	131.0	116.1	131.8	119.9	108.5	123.4
July.....	140.2	140.9	140.3	140.1	129.4	116.7	130.2	113.0	107.8	112.4
August.....	140.7	141.9	140.8	140.1	129.1	118.8	129.7	112.0	107.0	111.5
September.....	141.3	142.2	141.8	140.2	129.2	117.9	129.9	106.9	107.2	102.8
October.....	139.1	141.8	138.3	139.4	127.6	117.3	128.2	97.5	103.7	89.7
November.....	138.3	140.9	137.2	139.5	126.8	115.7	127.4	102.7	99.6	101.2
December.....	137.7	140.8	136.0	139.6	125.9	114.2	126.5	95.6	97.6	90.7
2002:										
January.....	137.7	141.5	135.8	139.5	125.6	114.1	126.2	99.9	101.6	95.1
February.....	138.1	143.0	136.0	139.5	125.5	114.1	126.1	98.9	104.0	91.5
March.....	139.2	143.8	137.7	139.5	126.4	114.6	127.1	104.0	103.5	100.9
April.....	139.0	139.6	139.2	139.2	127.5	113.8	128.3	108.5	97.2	113.9
May.....	138.4	139.2	138.2	139.1	127.1	112.8	127.8	109.3	97.1	115.3
June.....	138.6	139.5	138.5	139.2	127.4	114.0	128.1	105.1	95.9	109.0
July.....	138.6	139.4	138.6	138.8	127.7	115.5	128.4	105.9	96.5	109.9
August.....	138.6	138.8	139.0	138.6	128.2	116.3	128.9	107.8	98.1	111.9
September.....	139.0	138.2	139.8	139.0	128.9	117.6	129.6	110.2	99.4	115.2
October.....	140.1	138.8	141.5	139.3	129.8	117.2	130.5	112.6	99.6	119.1
November.....	139.7	139.3	140.7	139.1	129.7	117.8	130.4	116.8	100.7	125.8
December.....	139.3	139.8	139.9	138.8	129.6	119.0	130.2	119.1	102.0	128.7
2003:										
January.....	141.2	142.4	142.2	139.2	131.2	120.8	131.8	128.2	107.4	140.6
February.....	142.8	142.9	145.3	139.0	133.8	121.7	134.4	134.9	108.2	151.8
March.....	144.8	143.2	148.4	139.8	136.6	121.3	137.4	152.4	106.3	184.4
April.....	142.4	144.4	143.8	139.0	133.4	121.4	134.1	128.3	107.6	140.5
May.....	141.8	144.5	142.7	139.1	132.5	122.7	133.0	130.1	109.7	142.0
June.....	142.5	145.0	143.8	139.1	133.2	124.9	133.7	135.8	109.3	152.5
July.....	142.8	144.7	144.1	139.7	133.3	124.4	133.8	132.1	105.6	148.9
August.....	143.4	145.7	144.8	139.8	134.0	124.6	134.6	130.3	109.5	142.6
September.....	143.8	147.4	144.9	139.7	133.8	127.5	134.2	134.7	117.2	144.2
October.....	144.9	150.7	145.4	140.5	134.3	131.5	134.6	138.2	127.6	142.0

NOTE: All seasonally adjusted indexes are subject to change up to 5 years after original publication due to the recalculation of seasonal factors each January. The indexes for

June 2003 have been recalculated to incorporate late reports and corrections by respondents.

Table 4. Producer price indexes for the net output of major industry groups, not seasonally adjusted

Industry ¹	Industry code	Index base	Index			Percent change to Oct. 2003 from:	
			June 2003 ²	Sep. 2003 ²	Oct. 2003 ²	Oct. 2002	Sep. 2003
Total mining industries		12/84	137.1	126.2	123.2	17.9	-2.4
Metal mining	10	12/84	80.1	83.1	84.0	15.4	1.1
Coal mining	12	12/85	94.4	94.3	95.0	1.7	.7
Oil and gas extraction	13	12/85	169.3	152.0	147.0	23.0	-3.3
Mining and quarrying of non-metallic minerals, except fuels	14	12/84	146.6	146.9	147.0	2.3	.1
Total manufacturing industries		12/84	136.3	137.1	138.3	2.0	.9
Food and kindred products	20	12/84	137.1	138.8	141.6	7.6	2.0
Tobacco manufactures	21	12/84	376.1	376.8	378.7	-7.3	.5
Textile mill products	22	12/84	115.4	115.5	116.6	.9	1.0
Apparel and other finished products made from fabrics and similar materials	23	12/84	124.9	124.9	125.0	-.1	.1
Lumber and wood products, except furniture	24	12/84	157.2	166.8	167.4	8.3	.4
Furniture and fixtures	25	12/84	147.5	147.6	147.9	.5	.2
Paper and allied products	26	12/84	145.1	144.6	144.3	-.2	-.2
Printing, publishing, and allied industries	27	12/84	197.6	197.9	198.2	2.4	.2
Chemicals and allied products	28	12/84	165.0	164.5	164.9	3.3	.2
Petroleum refining and related products	29	12/84	116.0	122.1	121.1	3.1	-.8
Rubber and miscellaneous plastic products	30	12/84	128.8	128.6	128.5	1.7	-.1
Leather and leather products	31	12/84	142.7	142.6	143.2	1.0	.4
Stone, clay, glass, and concrete products	32	12/84	137.7	138.1	137.9	.4	-.1
Primary metal industries	33	12/84	117.8	118.3	119.0	.8	.6
Fabricated metal products, except machinery and transportation equipment	34	12/84	132.7	133.1	133.2	.9	.1
Machinery, except electrical	35	12/84	116.0	115.9	116.0	-.7	.1
Electrical and electronic machinery, equipment, and supplies	36	12/84	103.6	102.3	102.2	-2.8	-.1
Transportation equipment	37	12/84	136.8	136.5	141.4	1.4	3.6
Measuring and controlling instruments; photographic, medical, optical goods; watches, clocks	38	12/84	129.9	129.9	130.2	1.1	.2
Miscellaneous manufacturing industries	39	12/85	133.9	134.2	134.0	.3	-.1
Services industries							
Railroad transportation	40	12/96	109.2	108.8	109.4	2.4	.6
Motor freight transportation and warehousing	42	06/93	127.4	128.7	128.6	2.5	-.1
United States Postal Service	43	06/89	155.0	155.0	155.0	0	0
Water transportation	44	12/92	147.6	151.7	151.7	7.6	0
Transportation by air	45	12/92	162.3	162.9	164.1	2.5	.7
Pipelines, except natural gas	46	12/86	111.9	112.2	112.1	-.5	-.1
Communications	48	06/01	97.8	97.2	97.3	-.2	.1
Food stores	54	12/99	117.9	118.9	120.9	6.7	1.7
Automotive dealers and gasoline service stations	55	12/01	92.4	94.8	94.7	12.3	-.1
Miscellaneous retail	59	06/00	105.7	104.3	104.0	-.3	-.3
Health services	80	12/94	124.0	124.7	125.8	4.3	.9
Legal services	81	12/96	125.3	126.5	126.3	2.8	-.2

¹ Indexes in this table are derived from the net-output-weighted industry price indexes shown in table 5. Because of differences in coverage and aggregation methodology, they will generally not match the movements of similarly titled indexes which are derived from traditional commodity groupings shown in table 6.

² Data for June 2003 have been revised to reflect the availability of late reports and corrections by

respondents. All data are subject to revision 4 months after original publication. Data are not seasonally adjusted.

³ Not available.

Note: NAICS 2002 replaces the SIC classification system beginning with the release of PPI data for January 2004. See <http://www.bls.gov/ppi/ppinaics.htm> for details.

Table 5. Producer price indexes for the net output of selected industries and their products, not seasonally adjusted

Industry and product ¹	Industry code	Product code	Index base	Index			Percent change to Oct. 2003 from:	
				June 2003 ²	Sep. 2003 ²	Oct. 2003 ²	Oct. 2002	Sep. 2003
Total mining industries			12/84	137.1	126.2	123.2	17.9	-2.4
Metal mining	10		12/84	80.1	83.1	84.0	15.4	1.1
Iron ores	101		12/84	94.9	95.5	95.5	1.5	0
Iron ores	1011		12/84	94.9	95.5	95.5	1.5	0
Primary products		1011-P	12/84	97.2	97.8	97.8	1.6	0
Iron ores		1011-8	12/97	100.8	101.4	101.4	1.6	0
Copper ores	102		06/88	86.0	89.1	92.6	25.3	3.9
Copper ores	1021		06/88	86.0	89.1	92.7	25.4	4.0
Primary products		1021-P	06/88	87.2	90.2	93.8	25.6	4.0
Secondary products and miscellaneous receipts		1021-SM						
Gold and silver ores	104		12/84	71.7	76.1	75.7	17.9	-5
Gold ores	1041		06/85	106.2	112.7	112.1	18.2	-5
Primary products		1041-P	06/85	106.3	112.8	112.1	18.2	-6
Gold mill bullion and placer gold		1041-3	06/85	109.7	116.4	115.7	18.2	-6
Secondary products and miscellaneous receipts		1041-SM						
Secondary products		1041-SS						
Metal mining services	108		12/85	116.1	116.1	116.1	0	0
Metal mining services	1081		12/85	116.1	116.1	116.1	0	0
Primary products		1081-P	12/85	117.3	117.3	117.3	0	0
Metal mining services		1081-8	12/85	117.3	117.3	117.3	0	0
Miscellaneous metal ores	109		12/85	36.4	38.7	38.2	16.8	-1.3
Metal ores, n.e.c.	1099		12/85	118.9	127.2	125.4	19.1	-1.4
Primary products		1099-P	12/85	117.0	125.1	123.4	19.1	-1.4
Miscellaneous metal ores		1099-8	12/00	56.2	69.5	57.8	-2.4	-16.8
Coal mining	12		12/85	94.4	94.3	95.0	1.7	.7
Bituminous coal and lignite mining	122		12/01	101.8	101.7	102.5	1.7	.8
Bituminous coal & lignite surface mining	1221		12/01	101.9	101.5	101.8	1.2	.3
Primary products		1221-P	12/01	101.9	101.5	101.8	1.2	.3
Unprepared (raw) bituminous coal and lignite shipped from surface operations		1221-1	12/01	99.0	97.2	98.3	4.1	1.1
For use without preparation		1221-101	12/01	97.1	92.8	96.8	11.5	4.3
For preparation at other establishments		1221-103	12/01	99.7	98.8	98.8	1.5	0
Prepared bituminous coal and lignite from surface operations		1221-2	12/01	102.4	102.2	102.3	.8	.1
Mechanically cleaned by wet-washing, pneumatic, or other methods		1221-201	12/01	100.4	100.1	100.1	.2	0
Other preparation only: bituminous coal		1221-217	12/01	102.0	101.9	102.8	-2.1	.9
Other preparation only: subbituminous coal		1221-218	12/01	107.5	112.4	111.6	7.9	-7
Other preparation only: lignite		1221-219	12/01	103.0	92.3	93.1	-2.3	.9
Secondary products and miscellaneous receipts		1221-SM						
Miscellaneous receipts		1221-M	12/01	101.1	101.1	101.1	1.1	0
Secondary products		1221-S	12/01	100.3	93.7	99.6	-5	6.3
Bituminous coal underground mining	1222		12/01	101.7	102.0	103.2	2.2	1.2
Primary products		1222-P	12/01	101.8	102.0	103.2	2.1	1.2
Unprepared (raw) bituminous coal shipped from underground operations		1222-1	12/01	101.8	101.8	104.3	3.4	2.5
Prepared bituminous coal shipped from underground operations		1222-2	12/01	101.8	102.0	103.0	1.9	1.0
Mechanically cleaned by wet-washing, pneumatic, or other methods		1222-201	12/01	101.4	101.6	102.3	1.0	.7
Other preparation only, such as mechanical crushing, screening, or sizing		1222-217	12/01	104.9	105.7	108.6	9.1	2.7
Secondary products and miscellaneous receipts		1222-SM						
Secondary products		1222-S	12/01	98.1	99.6	99.6	2.9	0
Anthracite mining	123		12/93	104.0	104.2	104.4	3.5	.2
Anthracite mining	1231		12/79	168.3	168.6	168.9	3.5	.2
Primary products		1231-P	12/79	167.1	167.4	167.7	3.5	.2
Unprepared anthracite shipped		1231-1	12/79	151.5	151.5	151.5	(³)	0
For preparation at other establishments		1231-114	12/93	100.0	100.0	100.0	(³)	0
Prepared anthracite shipped		1231-2	12/79	171.1	171.6	172.0	5.0	.2
Mechanically cleaned by wet-washing, pneumatic, or other methods		1231-207	12/93	105.2	105.5	105.8	5.1	.3
Coal mining services	124		06/91	116.5	115.6	119.4	7.0	3.3
Coal mining services	1241		06/85	125.3	124.3	128.3	6.9	3.2
Primary products		1241-P	06/85	125.9	124.9	129.1	7.0	3.4

See footnotes at end of table.

Table 5. Producer price indexes for the net output of selected industries and their products, not seasonally adjusted
—Continued

Industry and product ¹	Industry code	Product code	Index base	Index			Percent change to Oct. 2003 from:	
				June 2003 ²	Sep. 2003 ²	Oct. 2003 ²	Oct. 2002	Sep. 2003
Coal mining services—Continued								
Coal mining services		1241-4	06/85	125.9	124.9	129.1	7.0	3.4
Secondary products and miscellaneous receipts		1241-SM						
Oil and gas extraction	13		12/85	169.3	152.0	147.0	23.0	-3.3
Crude petroleum and natural gas	1312		06/02	160.0	142.7	140.5	18.8	-1.5
Primary products		1312-P	06/84	144.3	128.5	126.4	18.8	-1.6
Crude petroleum		1312-1	06/84	89.7	83.3	89.0	6.5	6.8
Natural gas (from the well head)		1312-5	06/84	210.0	181.6	167.7	31.3	-7.7
Secondary products and miscellaneous receipts		1312-SM						
Secondary products		1312-S	06/02	155.6	155.2	156.5	14.6	.8
Natural gas liquids and natural gas residue	1322		06/02	195.1	174.5	163.1	36.1	-6.5
Primary products		1322-P	06/02	195.3	174.7	163.3	36.3	-6.5
Natural gas liquids		1322-2	06/84	154.2	146.0	155.7	13.7	6.6
Isopentane and natural gasoline		1322-221	06/84	134.4	130.4	133.9	2.4	2.7
Propane		1322-231	06/84	169.4	161.3	167.7	20.6	4.0
Butane		1322-232	06/84	110.0	112.6	124.3	17.2	10.4
Ethane, gas mixtures, and other natural gas liquids		1322-298	06/96	213.9	193.4	208.5	12.2	7.8
Natural gas residue (from gas processors)		1322-3	06/84	239.6	210.0	186.4	49.1	-11.2
Secondary products and miscellaneous receipts		1322-SM						
Crude petroleum, natural gas, and natural gas liquids	133		06/96	227.3	203.0	196.0	24.5	-3.4
Oil and gas field services	138		12/85	132.6	134.6	135.7	2.0	.8
Drilling oil and gas wells	1381		12/85	153.5	153.1	154.4	1.0	.8
Primary products		1381-P	12/85	153.0	152.6	153.9	1.1	.9
Offshore drilling		1381-7	12/85	172.2	184.2	175.9	6.3	-4.5
Drilling oil, gas, dry, and service wells		1381-701	12/85	174.5	185.0	174.7	8.0	-5.6
Reworking wells		1381-704	12/92	173.0	197.1	202.8	-3.4	2.9
Onshore drilling		1381-9	12/85	141.9	140.0	142.4	.4	1.7
Drilling oil, gas, dry, and service wells		1381-901	12/85	144.2	142.0	144.8	-.9	2.0
Oil and gas field exploration services	1382		12/85	76.2	74.5	74.1	-1.3	-.5
Primary products		1382-P	12/85	71.6	69.6	69.3	-3.2	-.4
Oil and gas field exploration services		1382-1	12/85	69.8	67.9	67.6	-3.3	-.4
Secondary products and miscellaneous receipts		1382-SM						
Oil and gas field services, n.e.c.	1389		12/85	134.1	137.6	138.9	2.9	.9
Primary products		1389-P	12/85	134.8	138.0	139.3	2.5	.9
Oil and gas field services, n.e.c.		1389-1	12/85	131.2	134.3	135.6	2.5	1.0
Secondary products and miscellaneous receipts		1389-SM						
Miscellaneous receipts		1389-M	11/94	123.1	(³)	(³)	(³)	(³)
Mining and quarrying of non-metallic minerals, except fuels	14		12/84	146.6	146.9	147.0	2.3	.1
Dimension Stone	141		06/85	170.6	170.0	170.0	3.2	0
Dimension stone	1411		06/85	170.6	170.1	170.1	3.2	0
Primary products		1411-P	06/85	167.0	166.5	166.5	2.7	0
Rough dimension limestone		1411-101	06/85	239.7	237.2	237.2	4.2	0
Rough dimension granite		1411-501	06/85	138.2	138.2	138.2	.5	0
Other rough dimension stone		1411-901	06/85	166.3	166.3	166.3	4.1	0
Crushed and broken stone, including riprap	142		12/84	160.3	160.9	161.1	2.9	.1
Crushed and broken limestone	1422		12/83	159.2	160.1	160.4	3.4	.2
Primary products		1422-P	12/83	161.0	162.0	162.3	3.5	.2
North Central region		1422-1	06/89	143.7	143.4	143.7	2.4	.2
East North Central division		1422-112	12/83	157.3	156.8	157.3	2.1	.3
West North Central division		1422-113	12/83	186.2	186.2	186.2	2.9	0
Other regions		1422-2	12/83	160.0	161.7	162.0	4.2	.2
South region		1422-21	06/89	135.8	137.9	138.3	5.3	.3
South Atlantic division		1422-211	06/89	138.9	144.6	145.1	10.2	.3
East South Central division		1422-212	06/89	133.8	133.6	133.8	2.5	.1
West South Central division		1422-213	06/89	139.2	138.2	138.7	.8	.4
Northeast region		1422-22	06/89	135.0	134.7	134.7	1.8	0
West region		1422-23	06/89	115.9	115.9	115.9	.2	0
Secondary products and miscellaneous receipts		1422-SM						
Secondary products		1422-S	12/83	133.8	133.6	134.0	2.8	.3
Crushed and broken granite, n.e.c.	1423		12/83	197.7	198.2	197.6	1.8	-.3
Primary products		1423-P	12/83	198.4	198.9	198.3	1.7	-.3
Granite and related rocks		1423-111						
South Atlantic region		1423-11101	12/83	211.3	212.2	210.8	2.0	-.7

See footnotes at end of table.

Table 5. Producer price indexes for the net output of selected industries and their products, not seasonally adjusted
—Continued

Industry and product ¹	Industry code	Product code	Index base	Index			Percent change to Oct. 2003 from:	
				June 2003 ²	Sep. 2003 ²	Oct. 2003 ²	Oct. 2002	Sep. 2003
Crushed and broken granite, n.e.c.—Continued								
Other regions		1423-11102	12/83	153.6	153.3	154.1	1.2	0.5
Secondary products and miscellaneous receipts		1423-SM						
Secondary products		1423-S	12/83	153.0	(³)	153.2	-3.2	(³)
Crushed and broken stone, n.e.c.	1429		12/83	164.4	164.4	164.8	2.4	.2
Primary products		1429-P	12/83	164.7	164.7	165.1	2.2	.2
Crushed and broken stone, n.e.c.		1429-1	12/83	164.7	164.7	165.1	2.2	.2
Secondary products and miscellaneous receipts		1429-SM						
Secondary products		1429-S	12/83	160.4	161.0	161.6	5.6	.4
Sand and gravel	144		12/84	176.4	176.8	176.6	1.9	-.1
Construction sand and gravel	1442		06/82	189.6	190.0	189.8	1.9	-.1
Primary products		1442-P	06/82	190.3	190.7	190.5	1.9	-.1
Construction sand		1442-3	06/82	195.2	195.3	195.2	1.9	-.1
Northeastern Region		1442-3A	06/82	171.0	171.1	171.0	2.7	-.1
North Central Region		1442-3B	06/82	172.2	172.2	172.2	-1.4	0
Southern Region		1442-3C	06/82	199.8	200.4	200.4	1.8	0
Western Region		1442-3D	06/82	222.8	222.6	222.2	4.0	-.2
Mountain		1442-3E	06/82	130.1	130.1	130.1	0	0
Pacific		1442-3F	06/82	263.0	262.7	262.0	6.4	-.3
Construction gravel		1442-5	06/82	186.1	186.9	186.5	1.7	-.2
Northeastern Region		1442-5A	06/82	172.3	172.9	172.8	.9	-.1
North Central Region		1442-5B	06/82	177.8	179.6	179.6	1.5	0
Southern Region		1442-5C	06/82	173.5	173.7	173.6	2.7	-.1
Western Region		1442-5D	06/82	195.2	195.6	194.7	1.8	-.5
Mountain		1442-5E	06/82	206.6	206.6	206.6	0	0
Pacific		1442-5F	06/82	186.9	187.6	186.2	3.0	-.7
Secondary products and miscellaneous receipts		1442-SM						
Miscellaneous receipts		1442-M	06/82	216.8	214.7	216.8	0	1.0
Contract work and other miscellaneous receipts		1442-XY9	06/82	178.8	178.8	178.8	1.1	0
Secondary products		1442-S	06/82	156.4	156.4	156.5	2.5	.1
Industrial sand	1446		06/82	161.4	161.4	161.4	2.0	0
Primary products		1446-P	06/82	161.6	161.6	161.6	2.1	0
Glass sand		1446-1	06/82	156.5	156.5	156.5	.3	0
Molding sand		1446-5	06/82	188.2	188.2	188.2	2.2	0
Other industrial sand, n.e.c.		1446-9	06/82	149.9	149.9	149.9	4.4	0
Secondary products and miscellaneous receipts		1446-SM						
Secondary products		1446-S	06/82	167.4	167.4	167.4	-.1	0
Clay, ceramic, and refractory minerals	145		12/84	124.3	124.3	124.4	1.9	.1
Kaolin and ball clay	1455		06/84	121.3	121.3	121.3	2.2	0
Primary products		1455-P	06/84	121.5	121.4	121.4	2.2	0
Prepared kaolin and ball clay		1455-2	06/84	120.0	120.0	120.0	2.2	0
Secondary products and miscellaneous receipts		1455-SM						
Secondary products		1455-S	08/84	119.9	119.9	119.9	.8	0
Clay and related minerals, n. e. c.	1459		06/84	142.6	142.7	143.0	1.4	.2
Primary products		1459-P	06/84	141.4	141.5	141.8	1.5	.2
Bentonite		1459-1	06/84	113.2	113.3	114.1	1.8	.7
Fire clay		1459-2	12/84	110.4	(³)	110.4	-1.7	(³)
Common clay and shale		1459-7	06/84	148.7	148.7	148.7	2.6	0
Other clay and related minerals		1459-9	06/84	143.4	143.4	143.4	2.1	0
Secondary products and miscellaneous receipts		1459-SM						
Secondary products		1459-S	06/84	167.3	167.3	167.3	-2.0	0
Chemical and fertilizer mineral mining	147		12/84	108.3	108.2	108.3	1.2	.1
Potash, soda, and borate minerals	1474		12/84	106.2	106.5	105.4	-1.7	-1.0
Primary products		1474-P	12/84	105.9	106.1	105.1	-1.6	-.9
Processed or refined potassium salts		1474-2	12/84	138.7	139.0	141.4	5.4	1.7
Natural sodium carbonates and sulfates		1474-3	12/84	96.3	96.6	94.4	-4.6	-2.3
Secondary products and miscellaneous receipts		1474-SM						
Chemical and fertilizer mineral mining, n.e.c.	1479		12/89	91.1	91.6	91.6	-.4	0
Primary products		1479-P	12/89	88.1	88.4	88.5	-.7	.1
Barite		1479-1	12/84	86.5	86.5	86.5	.5	0
Rock salt		1479-3	12/84	170.6	171.3	171.3	-.9	0
Chemical and fertilizer mineral mining, n.e.c.		1479-9	12/89	113.0	115.5	114.7	1.5	-.7
Secondary products and miscellaneous receipts		1479-SM						
Secondary products		1479-S	06/97	117.7	122.1	122.1	11.4	0
Non-metallic minerals (except fuels) services	148		06/85	115.0	115.5	115.5	4.4	0

See footnotes at end of table.

Table 5. Producer price indexes for the net output of selected industries and their products, not seasonally adjusted
—Continued

Industry and product ¹	Industry code	Product code	Index base	Index			Percent change to Oct. 2003 from:	
				June 2003 ²	Sep. 2003 ²	Oct. 2003 ²	Oct. 2002	Sep. 2003
Nonmetallic minerals services (except fuels)	1481		06/85	115.0	115.5	115.4	4.3	-0.1
Primary products		1481-P	06/85	114.3	114.9	114.8	3.9	-.1
Nonmetallic minerals services (except fuels)		1481-8	06/85	114.3	114.9	114.8	3.9	-.1
Secondary products and miscellaneous receipts		1481-SM						
Miscellaneous receipts		1481-M	12/98	106.7	106.7	106.7	-1.5	0
Miscellaneous nonmetallic minerals, except fuels	149		12/84	157.7	157.9	158.4	2.6	.3
Miscellaneous nonmetallic minerals	1499		06/85	147.0	147.2	147.6	2.6	.3
Primary products		1499-P	06/85	146.7	147.0	147.4	1.9	.3
Miscellaneous nonmetallic minerals		1499-A	06/85	146.7	147.0	147.4	1.9	.3
Secondary products and miscellaneous receipts		1499-SM						
Miscellaneous receipts		1499-M	12/99	98.9	98.9	98.9	0	0
Total manufacturing industries			12/84	136.3	137.1	138.3	2.0	.9
Food and kindred products	20		12/84	137.1	138.8	141.6	7.6	2.0
Meat products	201		12/84	127.2	128.3	137.8	23.7	7.4
Meat packing plants	2011		12/80	133.3	132.2	150.2	37.2	13.6
Primary products		2011-P	12/80	136.2	135.0	154.3	38.9	14.3
Miscellaneous by-products of meat packing; mitse		2011-C	12/80	128.6	131.5	143.6	31.0	9.2
Fresh and frozen beef, not canned or made into sausage; mitse		2011-1	12/80	135.1	136.7	163.9	55.1	19.9
Whole or half carcass & primal beef cuts not canned or made into sausage; mitse		2011-112	12/80	137.2	141.6	162.3	53.5	14.6
Subprimal & fabricated beef cuts however packed incl. plastic lined boxes; mitse		2011-116	12/95	145.4	143.1	181.3	60.2	26.7
Fresh/frozen boneless beef incl hamburger, not canned/made into sausage; mitse		2011-131	12/80	89.4	95.4	95.5	32.5	.1
Other fresh/frozen beef incl. corned or organ cuts, not canned or sausage; mitse		2011-181	12/80	92.5	110.2	120.9	49.6	9.7
Fresh and frozen veal not canned or made into sausage; mitse		2011-2	01/89	95.3	140.9	122.4	22.3	-13.1
Fresh and frozen lamb or mutton, not canned or made into sausage; mitse		2011-3	12/95	119.5	103.3	108.4	3.9	4.9
Fresh and frozen pork, not canned or made into sausage; mitse		2011-4	12/80	134.2	121.3	125.2	17.7	3.2
Lard; mitse		2011-5	12/80	172.5	196.7	274.0	93.8	39.3
Pork, processed or cured, but not canned or made into sausage; mitse		2011-6	12/80	124.1	121.7	130.7	5.7	7.4
Sausages and similar products, but not canned; mitse		2011-7	12/80	125.4	126.1	128.4	5.5	1.8
Hides, skins, and pelts; mitse		2011-9	12/80	149.7	160.0	162.4	-.6	1.5
Secondary products and miscellaneous receipts		2011-SM						
Miscellaneous receipts		2011-M	06/01	111.9	109.6	112.7	14.8	2.8
Resales		2011-Z89	06/01	111.9	109.6	112.7	14.8	2.8
Secondary products		2011-S	12/80	60.8	62.4	63.6	5.6	1.9
Sausages and other prepared meat products, made from purchased material	2013		12/82	130.8	132.4	136.2	13.6	2.9
Primary products		2013-P	12/82	125.7	127.1	129.8	12.6	2.1
Other processed, frozen, or cooked meats, not made in meat packing plants ..		2013-B	12/82	134.3	136.5	141.2	22.3	3.4
Frozen ground meat patties (processed, frozen, or cooked)		2013-B11	12/88	114.1	115.4	112.3	15.8	-2.7
Frozen portion control meats (processed, frozen, or cooked)		2013-B13	12/88	116.4	117.5	118.8	2.4	1.1
Other processed, frozen, or cooked meats, not made in meat packing plants		2013-B19	12/88	129.5	132.0	140.8	30.1	6.7
Pork, processed or cured, including frozen not canned or made into sausage ..		2013-6	12/82	104.6	104.3	106.1	9.0	1.7
Smoked pork hams and picnics (not otherwise cooked), except canned		2013-631	12/82	88.0	93.7	95.9	7.9	2.3
Smoked pork sliced bacon (not otherwise cooked), not canned		2013-641	12/82	124.2	116.3	117.5	10.7	1.0
Boiled ham, barbecue pork, and other cooked pork, exc. canned meats and sausage		2013-661	12/82	92.7	97.0	98.5	10.2	1.5
Other pork products (not otherwise cooked), not canned or made into sausage		2013-662	12/01	110.0	104.2	108.0	5.8	3.6
Sausage and similar products, except canned, not made in meat packing plants		2013-7	12/82	130.4	132.8	133.6	5.6	.6
Fresh sausage (pork sausage, breakfast links, etc.), except canned		2013-711	12/82	130.5	130.1	130.6	2.4	.4
Dry or semidry sausage and similar products (pepperoni, summer sausage, etc.)		2013-717	12/82	126.7	129.1	128.7	7.0	-.3
Frankfurters, including wieners, except canned, not made in meat packing plants		2013-721	12/82	136.9	138.0	138.7	5.2	.5
Other sausage, smoked or cooked, and jellied goods and similar preparations		2013-736	12/82	126.8	130.9	132.5	6.8	1.2
Canned meats (except dog, cat, and baby food) containing 20 percent or more meat		2013-8	12/82	120.8	120.6	121.7	1.4	.9
Secondary products and miscellaneous receipts		2013-SM						
Miscellaneous receipts		2013-M	12/82	183.2	188.1	212.6	35.4	13.0
Resales		2013-Z89	12/82	181.2	186.2	211.0	36.3	13.3
Secondary products		2013-S	12/82	134.2	135.3	135.1	.2	-.1
Poultry and egg processing	2015		12/81	120.7	125.4	125.7	10.7	.2
Primary products		2015-P	12/81	121.8	126.7	127.5	11.5	.6
Young chickens (usually under 20 weeks of age), whole or parts		2015-1	12/81	127.6	134.1	135.4	19.7	1.0

See footnotes at end of table.

Table 5. Producer price indexes for the net output of selected industries and their products, not seasonally adjusted
—Continued

Industry and product ¹	Industry code	Product code	Index base	Index			Percent change to Oct. 2003 from:	
				June 2003 ²	Sep. 2003 ²	Oct. 2003 ²	Oct. 2002	Sep. 2003
Poultry and egg processing—Continued								
Bulk wet ice pack broilers and fryers		2015-133	12/81	134.9	145.5	148.6	33.9	2.1
Bulk dry ice packed broilers and fryers, and roasters, and capons incl. frozen		2015-134	12/81	118.6	125.9	126.7	23.7	.6
Tray pack broilers and fryers (consumer packaged), chilled		2015-136	12/81	117.9	118.6	117.7	4.1	-.8
Other broilers and fryers, including frozen		2015-139	12/81	119.1	124.7	125.2	12.4	.4
Turkeys (including frozen whole or parts)		2015-3	12/81	98.7	102.4	103.8	1.2	1.4
Whole turkeys (including frozen)		2015-329	12/81	116.0	116.3	118.2	.4	1.6
Turkey parts incl. ground turkey and turkey cutlets, etc. (including frozen) ..		2015-398	12/81	93.3	101.4	102.5	2.2	1.1
Other poultry and small game (including frozen, whole or parts)		2015-4	12/90	86.8	86.8	87.4	-4.6	.7
Processed poultry & small game (has 20 percent or more poultry/meat) excl. soups		2015-5	12/81	128.7	130.3	129.5	.8	-.6
Cooked or smoked turkey incl. frozen, excl. franks, hams and luncheon meats		2015-531	12/81	132.8	132.8	132.2	-.2	-.5
Cooked or smoked chicken incl. frozen, excl. franks, hams and luncheon meats		2015-532	12/81	117.3	118.9	118.4	.9	-.4
All other cooked or smoked poultry incl frankfurters, hams and luncheon meats		2015-535	12/00	96.5	97.7	98.0	2.8	.3
Other processed poultry & small game, not cooked or smoked incl. canned & frozen		2015-536	12/00	92.2	94.4	90.8	-3.8	-3.8
Liquid, dried, and frozen eggs		2015-9	12/81	84.7	94.3	95.4	19.3	1.2
Secondary products and miscellaneous receipts		2015-SM						
Miscellaneous receipts		2015-M	12/81	111.0	112.5	112.8	3.2	.3
Resales		2015-Z89	12/97	100.6	100.6	100.9	1.6	.3
Secondary products		2015-S	12/81	54.2	53.2	37.7	-26.7	-29.1
Dairy products	202		12/84	131.6	142.3	142.6	7.2	.2
Creamery butter	2021		06/84	86.1	89.5	91.9	9.8	2.7
Primary products		2021-P	06/84	81.9	84.5	87.2	12.4	3.2
Creamery butter		2021-1	06/84	81.9	84.5	87.2	12.4	3.2
Creamery butter, shipped in consumer packages (containers 3 lbs. or less) ..		2021-115	06/84	86.7	88.6	91.4	10.7	3.2
Butter, shipped bulk (containers more than 3 lbs.) incl. anhydrous butterfat ..		2021-116	06/84	78.7	81.9	84.5	14.2	3.2
Secondary products and miscellaneous receipts		2021-SM						
Secondary products		2021-S	06/84	85.0	90.6	91.9	.7	1.4
Natural and processed cheese	2022		06/81	120.4	136.4	136.9	10.2	.4
Primary products		2022-P	06/81	121.5	138.5	138.7	11.6	.1
Natural cheese, except cottage cheese		2022-3	06/81	112.1	132.7	132.9	15.3	.2
American-type cheese		2022-302	06/81	102.2	126.2	126.3	19.0	.1
Cheddar cheese		2022-30201	06/81	104.1	127.3	127.3	19.0	0
Other American-type cheese		2022-30211	06/81	95.2	122.3	122.9	19.1	.5
Italian-type cheese		2022-303	06/81	114.8	135.0	135.5	14.6	.4
Mozzarella cheese		2022-30301	06/81	112.7	136.2	137.1	17.1	.7
Other Italian-type cheese		2022-30311	06/81	121.5	129.6	128.7	5.9	-.7
Swiss cheese		2022-305	06/81	157.7	176.2	174.7	13.1	-.9
Cream and Neufchatel cheese		2022-307	06/81	152.1	152.3	152.3	1.2	0
Other natural cheese, except cottage		2022-311	06/81	129.0	154.3	152.0	13.5	-1.5
Processed cheese and related products		2022-4	06/81	139.6	140.6	141.1	.7	.4
Processed cheese		2022-411	06/81	137.4	138.2	137.8	.5	-.3
Cheese food		2022-413	06/81	144.7	147.6	147.7	1.4	.1
Secondary products and miscellaneous receipts		2022-SM						
Miscellaneous receipts		2022-M	06/81	(³)	(³)	(³)	(³)	(³)
Secondary products		2022-S	06/81	97.9	100.8	102.6	-2.7	1.8
Other secondary products		2022-SS	06/81	200.4	(³)	199.5	-.6	(³)
Dry, condensed, and evaporated milk		2023-S	06/81	53.2	67.0	72.9	-18.3	8.8
Fluid milk		2026-S	06/81	78.5	79.1	81.9	2.8	3.5
Dry, condensed, and evaporated milk products	2023		12/83	138.3	140.7	140.2	1.2	-.4
Primary products		2023-P	12/83	153.9	156.8	155.4	-.1	-.9
Dry milk products and mixtures incl. ndm, and all feed grade dry milk		2023-5	12/83	126.9	132.5	129.2	-3.1	-2.5
Canned milk products, consumer cans incl evap. and condensed, excl. substitutes		2023-6	12/83	205.0	205.0	205.8	1.6	.4
Concentrated milk products shipped in bulk (drums, tanks etc.) excl. substitutes		2023-7	12/83	115.6	118.0	118.6	-4.7	.5
Ice cream mixes and related products incl yogurt, ice milk, and milkshake mixes		2023-8	04/00	93.0	(³)	95.2	1.8	(³)
Dairy product substitutes, incl. dry coffee whiteners, and infants' formula etc. .		2023-9	06/92	129.0	128.9	128.9	3.0	0
Secondary products and miscellaneous receipts		2023-SM						
Miscellaneous receipts		2023-M	12/83	119.9	120.5	122.1	-.7	1.3
Contract work and other miscellaneous receipts		2023-XY9	06/02	101.6	101.6	101.6	.4	0
Secondary products		2023-S	12/83	90.4	91.7	92.8	6.7	1.2
Ice cream and frozen desserts	2024		06/83	160.3	160.6	160.8	1.6	.1
Primary products		2024-P	06/83	163.1	163.1	163.2	1.2	.1
Ice cream and frozen desserts		2024-1	06/83	163.1	163.1	163.2	1.2	.1
Conventional ice cream or custard and reduced fat ice cream (ice milk)		2024-1A	12/98	105.7	105.7	105.8	1.1	.1

See footnotes at end of table.

Table 5. Producer price indexes for the net output of selected industries and their products, not seasonally adjusted
—Continued

Industry and product ¹	Industry code	Product code	Index base	Index			Percent change to Oct. 2003 from:	
				June 2003 ²	Sep. 2003 ²	Oct. 2003 ²	Oct. 2002	Sep. 2003
Ice cream and frozen desserts—Continued								
Bulk ice cream or custard with conventional fat content (3 gallons or more)		2024-114	06/83	165.8	165.3	165.3	0.7	0.0
Consumer-size ice cream and custard (16 oz. to less than 3 gallons)		2024-115	06/83	169.0	169.2	169.4	1.3	.1
Superpremium and premium		2024-11502	06/92	130.8	130.8	131.1	1.6	.2
Regular and economy		2024-11503	06/92	150.7	151.0	151.1	.8	.1
Novelty forms of ice cream & custard (conventional fat content)		2024-117	06/92	119.3	118.8	119.0	1.4	.2
Reduced fat/nonfat ice cream (ice milk); all forms (bulk, consumer, or novelty)		2024-119	12/98	105.9	106.0	106.0	1.0	0
Frozen dairy and nondairy desserts other than ice cream or ice milk		2024-1B	12/98	108.4	108.7	108.7	1.6	0
Frozen yogurt; including nonfat		2024-121	06/92	128.7	129.8	129.8	1.8	0
Other frozen desserts; e.g., tofu, mellorine, sherbets, sorbets, ices, & pops		2024-123	12/98	108.0	107.9	108.0	1.4	.1
Secondary products and miscellaneous receipts		2024-SM						
Miscellaneous receipts		2024-M	06/83	151.2	151.2	151.2	1.7	0
Secondary products		2024-S	06/83	137.4	141.6	142.4	6.0	.6
Fluid milk								
Primary products	2026	2026-P	12/82	142.8	155.9	156.1	8.4	.1
Bulk fluid milk and cream		2026-1	12/91	91.2	110.3	112.0	21.7	1.5
Packaged fluid milk and related products		2026-2	12/82	146.9	165.0	165.2	12.2	.1
Fluid whole milk, packaged (including U.H.T.)		2026-212	12/82	140.6	160.5	158.4	12.7	-1.3
Lowfat milk, 0.5-2.0% butterfat, packaged (including U.H.T.)		2026-223	12/82	156.6	177.3	179.8	14.4	1.4
Skim milk, packaged (including U.H.T.)		2026-225	12/82	162.1	185.1	186.3	12.0	.6
Crems, half-and-half, and dairy-based whipped toppings		2026-299	06/98	109.3	111.4	110.8	2.8	-.5
Cottage cheese (including farmers' cheese, pot cheese, and bakers' cheese) ..		2026-3	12/82	183.3	183.6	182.5	-1.0	-.6
Yogurt, except frozen		2026-5	12/82	127.1	133.9	130.9	3.1	-2.2
Perishable dairy product substitutes		2026-7	12/91	114.4	114.4	108.3	-4.2	-5.3
Other milk products, n.e.c.		2026-8	12/91	124.6	132.8	135.1	7.5	1.7
Secondary products and miscellaneous receipts		2026-SM						
Miscellaneous receipts		2026-M	12/82	163.7	162.7	161.9	-1.3	-.5
Resales		2026-Z89	12/82	163.7	162.7	161.9	-1.3	-.5
Secondary products		2026-S	12/82	124.1	124.3	125.3	-1.7	.8
Canned and preserved fruits and vegetables								
	203		12/84	136.4	136.6	136.9	1.0	.2
Canned specialties								
Primary products	2032	2032-P	12/82	175.5	176.9	176.5	1.0	-.2
Canned baby foods, except cereal and biscuits		2032-1	12/82	181.6	183.7	183.3	1.2	-.2
Canned soups, except frozen or seafood		2032-2	12/82	229.2	230.1	229.2	.8	-.4
Canned dry beans including baked		2032-3	12/82	226.1	231.8	231.0	2.3	-.3
Canned specialty foods		2032-4	12/82	123.5	123.2	123.6	.2	.3
Secondary products and miscellaneous receipts		2032-SM	12/82	129.4	129.0	128.7	-.2	-.2
Secondary products		2032-S	12/82	129.4	129.0	128.7	-.2	-.2
Canned fruits, vegetables, preserves, jams and jellies								
Primary products	2033	2033-P	06/81	144.4	144.7	145.5	1.2	.6
Canned fruit juices, nectars and concentrates		2033-A	06/81	143.9	144.2	145.1	1.2	.6
Fresh fruit juices and nectars, single strength		2033-B	06/95	111.2	112.0	112.0	.6	0
Canned fruits, except baby foods		2033-1	06/95	111.9	112.5	112.4	3.2	-.1
Canned vegetables, except hominy and mushrooms		2033-2	06/81	148.1	148.7	148.4	1.2	-.2
Canned vegetable juices		2033-5	06/81	134.3	133.5	135.9	.3	1.8
Catsup, and other canned tomato sauces, pastes, etc.		2033-6	06/81	140.4	140.4	140.4	-1.5	0
Canned jams, jellies, and preserves		2033-8	06/81	141.7	141.7	143.5	1.7	1.3
Secondary products and miscellaneous receipts		2033-SM	06/81	150.9	151.0	150.9	2.0	-.1
Miscellaneous receipts		2033-M	06/81	108.2	109.7	108.2	(³)	-1.4
Secondary products		2033-S	06/81	108.2	109.7	108.2	(³)	-1.4
Dried & dehydrated fruits, vegetables, & soup mixes								
Primary products	2034	2034-P	12/82	146.8	143.9	142.8	-3.7	-.8
Dried fruits and vegetables		2034-A	12/82	145.1	142.7	142.0	-4.1	-.5
Dried fruits		2034-11	12/82	147.3	144.1	143.2	-5.2	-.6
Dried vegetables		2034-21	12/82	115.5	115.7	115.7	0	0
Dehydrated potatoes, except potato flour		2034-213	12/82	172.6	164.5	162.2	-10.7	-1.4
Dried Onions		2034-214	12/82	214.3	209.3	202.8	-12.1	-3.1
Other dried vegetables & vegetable flours, including potato flour		2034-219	12/82	105.6	(³)	(³)	(³)	(³)
Dried soup mixes		2034-B	12/82	121.6	112.6	113.7	-7.6	1.0
Secondary products and miscellaneous receipts		2034-SM	12/82	136.1	136.1	136.1	-.1	0
Miscellaneous receipts		2034-M	09/86	165.0	(³)	(³)	(³)	(³)
Secondary products		2034-S	12/82	150.9	150.4	146.7	-3.1	-2.5
Pickled fruits and vegetables, vegetable sauces and seasonings, and salad dressings								
Primary products	2035	2035-P	06/81	169.4	169.8	169.9	2.4	.1
Pickles and other pickled products		2035-2	06/81	180.4	180.4	180.6	2.4	.1
Prepared meat sauces (except tomato-based)		2035-3	06/81	190.6	190.7	190.7	-.2	0
Mayonnaise, salad dressings and sandwich spreads		2035-4	06/81	160.0	159.6	158.1	-.3	-.9
		2035-4	06/81	180.1	180.4	181.6	4.9	.7

See footnotes at end of table.

Table 5. Producer price indexes for the net output of selected industries and their products, not seasonally adjusted
—Continued

Industry and product ¹	Industry code	Product code	Index base	Index			Percent change to Oct. 2003 from:	
				June 2003 ²	Sep. 2003 ²	Oct. 2003 ²	Oct. 2002	Sep. 2003
Pickled fruits and vegetables, vegetable sauces and seasonings, and salad dressings—Continued								
Spoon type dressing		2035-419	12/00	108.1	109.0	109.0	5.0	0.0
Pourable salad dressings (regular or low calorie)		2035-435	06/81	169.1	166.5	170.5	4.5	2.4
Secondary products and miscellaneous receipts		2035-SM						
Miscellaneous receipts		2035-M	06/94	97.1	(³)	(³)	(³)	(³)
Secondary products		2035-S	06/81	142.1	142.1	142.1	.9	0
Frozen fruits and vegetables	2037		06/81	147.6	146.7	147.8	1.2	.7
Primary production		2037-P	06/81	136.1	135.4	136.2	1.4	.6
Frozen fruits & concentrated juices, ades, drinks, and nonalcoholic cocktails ..		2037-1	06/81	120.9	118.8	118.5	-.8	-.3
Frozen fruits, melons, and berries		2037-1A	12/90	126.6	125.0	125.5	-1.3	.4
Frozen concentrated fruit and berry juices		2037-1B	12/90	99.0	97.0	96.5	-.9	-.5
Frozen concentrated orange juice		2037-179	06/81	101.9	99.3	98.8	-1.2	-.5
Other frozen concentrated fruit and berry juices		2037-195	06/81	151.7	152.3	152.0	.7	-.2
Frozen concentrated fruit ades and nonalcoholic drinks and cocktails		2037-1C	12/90	143.2	142.0	142.9	7.0	.6
Citrus pulp and other nonedible citrus byproducts		2037-197	12/98	114.5	112.4	112.4	-11.6	0
Frozen vegetable and potato products including combinations		2037-2	06/81	147.4	147.5	148.9	2.3	.9
Frozen vegetables, except for potato products and vegetable combinations		2037-214	06/97	107.6	107.3	108.4	.2	1.0
Frozen vegetable combinations including those mixed with sauces, rice, & pasta		2037-245	12/90	105.0	104.7	107.1	2.1	2.3
Frozen french fried potatoes		2037-248	06/81	155.4	155.5	157.0	3.9	1.0
Other frozen potato products, including hashbrowns, patties, puffs, etc.		2037-249	06/81	141.1	143.2	142.3	2.5	-.6
Secondary products and miscellaneous receipts		2037-SM						
Miscellaneous receipts		2037-M	06/97	105.7	106.2	106.9	2.6	.7
Secondary products		2037-S	06/81	127.2	124.1	128.5	-1.8	3.5
Frozen specialties, n.e.c.	2038		12/82	139.0	139.6	139.6	.9	0
Primary products		2038-P	12/82	141.6	142.3	142.3	.9	0
Frozen dinners, entrees and side dishes		2038-2	12/82	138.1	138.9	138.9	.7	0
Frozen dinners		2038-223	12/82	148.1	148.8	148.8	.7	0
Frozen entrees and side dishes (excluding rice dishes and nationality foods)		2038-226	12/82	133.0	133.0	133.0	0	0
Frozen pizza		2038-252	12/82	111.5	113.5	113.6	.5	.1
All other frozen dinner foods incl. meat pies, nationality foods and rice dishes		2038-299	12/98	108.4	108.5	108.5	1.3	0
Other frozen specialties		2038-4	06/91	117.3	117.3	117.3	1.7	0
Frozen waffles, pancakes, and french toast		2038-463	06/91	112.1	112.1	112.1	6.6	0
Other frozen specialties, except seafood, including soups, and whipped topping		2038-469	06/91	119.3	119.3	119.3	.3	0
Secondary products and miscellaneous receipts		2038-SM						
Secondary products		2038-S	12/82	140.2	140.2	140.2	1.5	0
Grain mill products	204		12/84	129.2	129.5	130.6	2.9	.8
Flour and other grain mill products	2041		06/83	114.0	113.2	110.8	-3.5	-2.1
Primary products		2041-P	06/83	114.3	113.2	111.5	-3.1	-1.5
Wheat flour, except flour mixes		2041-1	06/83	121.6	120.0	116.3	-5.4	-3.1
White flour		2041-15	06/98	115.2	112.0	110.6	-4.7	-3.2
Bakers' and institutional flour		2041-152	06/92	102.3	101.8	98.3	-8.5	-3.4
White bread-type flour		2041-1521	06/92	103.7	102.7	98.8	-8.2	-3.8
Bakers' and institutional white bread-type flour shipped in bulk		2041-15218	06/83	115.5	114.1	109.4	-5.4	-4.1
Bakers' and institutional white bread-type flour shipped in containers ..		2041-15219	06/83	106.1	106.5	104.3	-19.1	-2.1
Bakers' and institutional soft wheat flour		2041-1522	06/92	96.1	97.6	95.9	-9.9	-1.7
Family white flour including self-rising family flour		2041-153	06/92	118.3	118.4	112.9	6.4	-4.6
All other white flour including white flour for export or further processing ..		2041-154	06/98	118.9	98.6	115.9	-3.6	17.5
All other wheat flour, incl. whole wheat, durum, semolina, bulgur, and farina		2041-16	06/92	128.9	123.7	121.3	-9.7	-1.9
Wheat mill products other than flour incl mill feed, germ, bran, etc.		2041-2	06/83	57.6	56.6	61.3	-1.0	8.3
Corn mill products		2041-3	06/83	99.7	101.5	102.6	3.4	1.1
Flour mixes and refrigerated and frozen doughs and batters		2041-5	06/83	148.4	147.1	147.2	3.8	.1
Other grain mill products incl. rye flour and other mill feed		2041-6	06/83	140.8	140.7	140.8	11.7	.1
Secondary products and miscellaneous receipts		2041-SM						
Miscellaneous receipts		2041-M	06/92	102.9	110.2	86.4	-16.9	-21.6
Resales		2041-Z89	06/92	103.3	(³)	(³)	(³)	(³)
Secondary products		2041-S	06/83	119.5	119.5	119.5	-.2	0
Cereal breakfast foods	2043		12/83	166.9	167.3	166.7	2.1	-.4
Primary products		2043-P	12/83	178.1	178.7	177.9	1.8	-.4
Ready to serve cereal breakfast foods		2043-1	12/83	176.8	177.6	176.8	2.1	-.5
Corn flakes and other corn breakfast foods		2043-111	12/83	172.8	173.4	172.8	1.6	-.3
Wheat flakes and other wheat breakfast foods		2043-112	12/83	172.5	174.3	172.5	3.6	-1.0
Oat breakfast foods		2043-115	12/83	198.4	199.1	198.4	1.5	-.4
Rice and other grains and mixed grain breakfast foods and preparations		2043-118	12/00	103.8	104.1	103.8	1.9	-.3
Other cereal breakfast foods, incl infant, instant hot, & cooked before serving		2043-4	12/00	103.2	101.9	101.9	-1.3	0
Secondary products and miscellaneous receipts		2043-SM						
Miscellaneous receipts		2043-M	12/00	108.7	108.0	(³)	(³)	(³)

See footnotes at end of table.

Table 5. Producer price indexes for the net output of selected industries and their products, not seasonally adjusted
—Continued

Industry and product ¹	Industry code	Product code	Index base	Index			Percent change to Oct. 2003 from:	
				June 2003 ²	Sep. 2003 ²	Oct. 2003 ²	Oct. 2002	Sep. 2003
Cereal breakfast foods—Continued								
Secondary products		2043-S	12/83	141.3	141.3	141.3	4.4	0.0
Rice milling	2044		06/84	85.6	95.3	98.2	34.3	3.0
Primary products		2044-P	06/84	82.4	93.2	96.0	40.1	3.0
Head rice packed in bags 100 lbs or more		2044-301	06/03	100.0	114.8	118.7	(³)	3.4
Head rice packed in containers 3 lbs or less		2044-401	06/03	100.0	108.3	110.4	(³)	1.9
Head rice packed in all other size containers		2044-501	06/03	100.0	116.6	121.4	(³)	4.1
Milled rice (and byproducts)		2044-601	06/03	100.0	106.8	107.4	(³)	.6
Secondary products and miscellaneous receipts		2044-SM						
Prepared flour mixes and doughs	2045		06/85	131.8	132.7	132.4	3.7	-.2
Primary products		2045-P	06/85	129.7	130.7	130.2	3.8	-.4
Flour mixes and refrigerated and frozen doughs and batters, made from purchased		2045-6	06/85	129.7	130.7	130.2	3.8	-.4
Flour mixes		2045-61	06/85	123.4	123.9	123.1	1.5	-.6
Cake mixes, including gingerbread		2045-611	06/92	107.2	107.2	107.3	2.0	.1
All other flour based mixes, except cake mixes		2045-613	06/98	107.0	107.6	106.5	1.2	-1.0
Refrigerated doughs and batters incl bread, bread-type rolls, and biscuit dough		2045-64	06/85	143.2	143.2	143.2	6.5	0
Frozen doughs and batters		2045-66	06/92	123.6	125.7	125.7	5.9	0
Frozen bread and bread-type-roll doughs, all sizes		2045-661	06/92	129.0	129.0	129.0	6.4	0
All other frozen doughs and batters, incl. cookie, pizza, coffee cake, etc.		2045-662	06/92	119.9	123.4	123.4	5.6	0
Secondary products and miscellaneous receipts		2045-SM						
Secondary products		2045-S	06/85	139.1	139.1	139.1	1.3	0
Wet corn milling	2046		06/85	120.5	119.9	127.3	8.6	6.2
Primary products		2046-P	06/85	120.2	119.4	128.7	9.3	7.8
Corn sweeteners (liquids and solids), incl. glucose, dextrose, and HFCS		2046-1	06/85	131.9	131.9	130.6	2.1	-1.0
Manufactured starch		2046-3	06/85	134.6	130.3	132.9	-.5	2.0
Wet process corn byproducts		2046-7	06/85	93.7	94.0	100.6	8.6	7.0
Secondary products and miscellaneous receipts		2046-SM						
Secondary products		2046-S	06/85	114.8	115.7	114.7	(³)	-.9
Dog and cat food	2047		12/85	136.0	136.0	136.0	.3	0
Primary products		2047-P	12/85	135.2	135.2	135.2	.3	0
Dog food		2047-3	12/85	142.7	142.7	142.7	.6	0
Canned dog food, including ration type		2047-324	12/98	101.5	101.5	101.5	1.3	0
Dry and semimoist dog food in packages of less than 25 pounds		2047-326	06/91	116.1	116.2	116.2	.2	0
Dry and semimoist dog food in packages of 25 pounds or more		2047-338	06/91	123.7	123.6	123.6	.5	0
Cat food		2047-4	12/85	122.0	122.0	122.0	-.2	0
Canned cat food		2047-401	12/98	100.0	100.0	100.0	-1.5	0
Dry and semimoist cat food		2047-402	12/98	101.4	101.4	101.4	1.0	0
Secondary products and miscellaneous receipts		2047-SM						
Miscellaneous receipts		2047-M	06/91	142.2	142.4	142.4	.1	0
Secondary products		2047-S	12/85	145.5	146.2	146.3	4.2	.1
Prepared animal feeds, n.e.c.	2048		12/80	101.1	100.9	101.6	1.5	.7
Primary products		2048-P	12/80	97.3	97.0	97.7	1.2	.7
Specialty feeds		2048-A	06/91	112.9	111.3	112.2	1.4	.8
Chicken and turkey feed, supplements, concentrates, and premixes		2048-1	12/80	79.7	78.8	79.3	.3	.6
Broiler complete chicken feed		2048-116	12/80	81.9	78.5	79.8	-2.8	1.7
Other complete chicken feed		2048-117	12/97	84.8	84.3	83.6	-.5	-.8
Other chicken and turkey feed supplements, concentrates, and premixes		2048-135	12/97	88.0	91.6	91.8	7.4	.2
Complete dairy cattle feeds		2048-2	12/80	96.1	95.8	97.2	-.6	1.5
Dairy cattle feed supplements, concentrates, and premixes		2048-3	12/80	102.4	103.3	102.3	3.3	-1.0
Complete swine feeds		2048-4	12/80	125.9	127.4	127.5	2.4	.1
Swine feed supplements, concentrates, and premixes		2048-5	12/80	108.1	111.1	109.5	6.9	-1.4
Complete beef cattle feeds		2048-6	12/80	140.2	144.8	145.5	.4	.5
Beef cattle feed supplements, concentrates, and premixes		2048-7	12/80	116.2	116.6	117.6	2.8	.9
Other poultry and livestock feeds, including duck, goose, horse, mule, etc.		2048-8	12/80	122.5	122.1	123.8	-.3	1.4
Other prepared animal feeds incl. feeding materials and adjuncts		2048-9	12/80	99.8	99.5	105.0	7.3	5.5
Secondary products and miscellaneous receipts		2048-SM						
Miscellaneous receipts		2048-M	12/80	135.3	135.9	135.7	2.6	-.1
Resales		2048-Z89	12/80	120.9	121.5	121.0	2.5	-.4
Secondary products		2048-S	12/80	146.9	143.9	146.8	1.2	2.0
Bakery products	205		12/84	177.8	178.4	178.6	2.1	.1
Bread and other bakery products, except cookies and crackers	2051		06/80	228.0	228.5	228.6	.9	0
Primary products		2051-P	06/80	227.5	227.9	228.2	1.8	.1
Bread		2051-1	06/80	239.2	239.4	239.1	1.9	-.1
White pan bread, including frozen		2051-123	06/80	243.0	242.8	243.1	1.2	.1
White hearth bread, including french and italian		2051-132	06/80	262.2	261.3	262.1	3.9	.3
Wholewheat, cracked wheat, multigrain and other dark wheat breads		2051-136	06/80	228.8	229.5	226.5	1.7	-1.3
Other variety breads, including rye, raisin, pumpernickel, etc.		2051-143	06/80	224.2	226.7	226.6	3.0	0
Bread type rolls, stuffing, and crumbs		2051-2	06/80	212.3	212.4	213.6	.7	.6

See footnotes at end of table.

Table 5. Producer price indexes for the net output of selected industries and their products, not seasonally adjusted
—Continued

Industry and product ¹	Industry code	Product code	Index base	Index			Percent change to Oct. 2003 from:	
				June 2003 ²	Sep. 2003 ²	Oct. 2003 ²	Oct. 2002	Sep. 2003
Bread and other bakery products, except cookies and crackers—Continued								
Hamburger and weiner rolls		2051-233	06/80	213.3	213.4	215.6	0.6	1.0
All other bread rolls & stuffing, incl bagels, croissants, Eng. muffins		2051-238	06/99	108.1	108.2	108.3	.7	.1
Sweet yeast goods except frozen, incl yeast raised doughnuts, danishes, etc.		2051-3	06/80	219.8	220.8	220.7	5.4	0
Soft cakes, except frozen, including fruit, pound, layer, etc.		2051-4	06/80	229.7	230.6	230.5	1.6	0
Pies, except frozen, including fruit, cream, and custard		2051-5	06/80	230.1	233.8	233.3	3.2	-2
Pastries, except frozen, including cream puffs, eclairs, muffins, etc.		2051-6	06/80	188.0	188.8	189.8	1.1	.5
Doughnuts except frozen, cake type		2051-7	06/80	209.3	210.0	210.0	1.5	0
Secondary products and miscellaneous receipts		2051-SM						
Miscellaneous receipts		2051-M	06/80	231.8	232.9	232.4	-4.4	-2
Resales		2051-Z89	06/94	126.9	127.6	127.3	-4.4	-2
Secondary products		2051-S	06/80	178.4	179.3	178.4	.5	-5
Cookies and crackers	2052		06/83	181.1	182.1	182.2	3.9	.1
Primary products		2052-P	06/83	184.4	184.8	184.8	3.9	0
Crackers, pretzels, biscuits, and related products		2052-1	06/83	204.2	204.5	204.9	3.1	.2
Saltines		2052-125	06/83	204.1	204.1	204.1	3.1	0
All other cracker and related products		2052-199	12/98	106.8	107.0	107.2	3.1	.2
Cookies, wafers, and ice cream cones and cups, except frozen		2052-2	06/83	169.5	170.0	169.9	4.6	-1
Sandwich cookies		2052-213	06/83	183.8	183.8	184.0	7.3	.1
Chocolate chip cookies		2052-217	12/98	104.1	104.2	104.2	3.7	0
All other cookie, wafer, ice cream cone/cups, toaster pastries, related products		2052-299	06/83	164.7	165.4	165.1	4.2	-2
Secondary products and miscellaneous receipts		2052-SM						
Miscellaneous receipts		2052-M	06/83	151.3	(³)	155.8	3.3	(³)
Resales		2052-Z89	06/83	151.3	(³)	155.8	3.3	(³)
Secondary products		2052-S	06/83	162.2	162.2	162.2	5.5	0
Frozen bakery products, except bread	2053		06/91	124.6	124.5	125.7	4.3	1.0
Primary products		2053-P	12/82	177.3	177.1	178.9	4.6	1.0
Frozen bakery products		2053-1						
Frozen pies (fruit, custard and cream type)		2053-111	12/82	189.5	189.0	192.6	1.8	1.9
Sweet yeast goods including yeast raised doughnuts, sweet rolls, coffeeecake, etc.		2053-113	12/82	145.8	145.8	148.1	3.6	1.6
Soft cakes including pound, layer, sheet, fruit, cheese, etc.		2053-114	12/82	162.6	162.6	164.8	5.4	1.4
All other bakery products including cookies and pastries; excluding bread and rolls		2053-119	12/82	183.8	183.8	183.8	6.8	0
Secondary products and miscellaneous receipts		2053-SM						
Secondary products		2053-S	06/91	109.1	109.1	109.1	1.6	0
Sugar and confectionery products	206		12/84	139.2	139.2	139.6	4.0	.3
Raw cane sugar mills	2061		06/82	111.1	108.3	106.8	-4.3	-1.4
Primary products		2061-P	06/82	111.1	108.3	106.8	-4.3	-1.4
Raw cane sugar		2061-1	06/82	112.6	109.4	108.6	-3.7	-7
Other sugar cane mill products and byproducts		2061-2	07/89	89.7	89.7	81.8	-12.1	-8.8
Molasses and syrup, including cane blackstrap (except refiners' blackstrap)		2061-265	08/89	82.5	82.5	(³)	(³)	(³)
Cane sugar refining	2062		06/82	123.3	125.4	124.3	2.7	-9
Primary products		2062-P	06/82	123.5	125.5	124.3	2.7	-1.0
Refined cane sugar and byproducts		2062-1	06/82	123.5	125.5	124.3	2.7	-1.0
Secondary products and miscellaneous receipts		2062-SM						
Secondary products		2062-S	12/02	97.0	102.6	102.6	(³)	0
Beet sugar processing	2063		06/82	115.4	108.7	114.6	3.3	5.4
Primary products		2063-P	06/82	117.5	110.7	116.6	3.5	5.3
Refined beet sugar and byproducts		2063-1	06/82	119.4	112.5	118.6	3.8	5.4
Secondary products and miscellaneous receipts		2063-SM						
Candy and other confectionery products, and chewing gum	2064		06/83	160.4	160.8	161.1	4.5	.2
Primary products		2064-P	06/83	162.6	162.9	163.3	4.5	.2
Chocolate and chocolate type confectionery products made from purchased chocolate		2064-2	06/83	157.1	157.4	158.2	5.0	.5
Solid chocolate confectionery products		2064-2A	06/91	114.7	114.8	116.7	4.1	1.7
Solid chocolate confectionery products without inclusions		2064-211	06/91	115.9	115.9	115.9	4.1	0
Solid chocolate confectionery products with inclusions		2064-231	06/91	114.3	114.3	118.7	4.0	3.8
Enrobed or molded chocolate confectionery products		2064-251	06/91	126.5	127.0	127.3	7.7	.2
Panned chocolate confectionery products		2064-271	06/91	100.5	100.5	100.5	1.3	0
Chocolate assortments and other chocolate and chocolate type confectionery products		2064-291	06/91	166.4	166.4	166.9	.4	.3
Nonchocolate type confectionery products		2064-3	06/83	159.7	160.2	159.7	4.8	-3
Hard candy		2064-311	06/91	126.3	127.0	126.4	3.1	-5
Chewy nonchocolate candy, including granola bars		2064-321	06/91	131.2	130.9	130.9	6.6	0
Soft nonchocolate candies		2064-331	06/91	123.4	124.4	123.4	4.7	-8
Other nonchocolate type confectioneries, includ. licorice, panned & iced candies		2064-391	12/97	112.6	112.6	112.5	5.5	-1

See footnotes at end of table.

Table 5. Producer price indexes for the net output of selected industries and their products, not seasonally adjusted
—Continued

Industry and product ¹	Industry code	Product code	Index base	Index			Percent change to Oct. 2003 from:	
				June 2003 ²	Sep. 2003 ²	Oct. 2003 ²	Oct. 2002	Sep. 2003
Candy and other confectionery products, and chewing gum—Continued								
Chewing gum and chewing gum base		2064-8	12/84	138.4	138.9	138.9	0.6	0.0
Other confectionery type products, including cough drops and candied fruit		2064-9	06/91	139.6	136.1	137.5	2.7	1.0
Secondary products and miscellaneous receipts		2064-SM						
Miscellaneous receipts		2064-M	06/91	141.2	141.2	141.2	5.6	0
Secondary products		2064-S	06/91	96.5	(³)	96.5	(³)	(³)
Chocolate and cocoa products	2066		06/83	155.0	155.8	152.2	0	-2.3
Primary products		2066-P	06/83	155.2	156.0	152.1	-.9	-2.5
Chocolate coatings		2066-1	06/83	116.4	119.3	111.8	-8.8	-6.3
Milk chocolate coatings		2066-122	06/83	101.8	106.0	90.9	-19.3	-14.2
Other coatings including sweet, liquor, and cocoa		2066-172	06/98	114.9	117.0	113.2	-4.7	-3.2
Chocolate confectionery products made from cocoa beans ground in the same establishment		2066-2	06/83	173.2	173.2	173.2	5.5	0
Solid chocolate confectionery products, with or without inclusions		2066-2A	06/91	119.1	119.1	119.1	6.4	0
Enrobed or molded chocolate confectionery products with any type of center		2066-2B	05/95	116.9	116.9	(³)	(³)	(³)
Panned, assortments, and other chocolate confectionery products		2066-295	06/98	115.1	115.2	115.2	.3	0
Other chocolate and cocoa products including syrups and cocoa butter		2066-9	06/83	171.5	172.7	163.3	-8.2	-5.4
Secondary products and miscellaneous receipts		2066-SM						
Secondary products		2066-S	06/83	131.8	132.2	132.4	7.5	.2
Salted and roasted nuts and seeds	2068		06/91	118.4	119.5	122.6	11.4	2.6
Primary products		2068-P	06/91	120.6	121.1	124.5	11.7	2.8
Processed nuts (single or multiple varieties); sold in bulk		2068-11	06/91	111.5	112.4	119.2	28.4	6.0
Processed nuts (single or multiple varieties); sold in consumer size cans/jars		2068-13	06/91	99.2	99.1	98.8	-1.5	-.3
Processed nuts packaged other than in cans/jars/bulk; and all snack seeds		2068-15	06/91	128.5	128.8	128.8	-.1	0
Secondary products and miscellaneous receipts		2068-SM						
Miscellaneous receipts		2068-M	06/91	100.7	100.7	100.7	0	0
Secondary products		2068-S	06/91	96.4	103.9	103.9	9.0	0
Fats and oils	207		12/84	106.1	109.5	110.4	16.7	.8
Cottonseed oil mill products	2074		06/85	128.7	121.4	126.3	22.0	4.0
Primary products		2074-P	06/85	133.7	123.7	129.2	24.0	4.4
Cottonseed oil: once refined, not deodorized or used in end products		2074-2	06/85	118.9	94.3	96.3	45.9	2.1
Cotton linters		2074-3	06/85	82.0	112.1	104.4	27.6	-6.9
Cottonseed cake, meal, and other byproducts		2074-4	06/85	216.2	209.8	220.6	5.3	5.1
Cottonseed cake and meal		2074-414	06/85	176.9	177.6	187.3	.5	5.5
Cottonseed oil: once refined, purchased, deodorized; and all other byproducts		2074-493	12/98	121.3	103.6	107.9	30.9	4.2
Secondary products and miscellaneous receipts		2074-SM						
Secondary products		2074-S	12/91	121.9	138.7	139.5	11.3	.6
Soybean oil mill products	2075		12/79	88.3	93.7	89.7	17.9	-4.3
Primary products		2075-P	12/79	89.8	96.0	91.4	18.5	-4.8
Soybean oil		2075-1	12/79	98.5	98.4	86.5	21.5	-12.1
Crude soybean oil		2075-111	12/79	96.5	96.5	84.8	21.5	-12.1
Soybean oil, crude, degummed		2075-11113	05/88	(³)	(³)	(³)	(³)	(³)
Soybean oil, crude, not degummed		2075-11115	12/79	86.4	79.8	94.0	25.3	17.8
Soybean meal, and other byproducts		2075-2	12/79	88.2	97.4	95.9	17.4	-1.5
Soybean byproducts, meal		2075-211	12/79	88.6	97.3	99.3	25.4	2.1
Soybean byproducts, other, including soy flour, grits and isolates		2075-298	06/91	120.2	(³)	(³)	(³)	(³)
Secondary products		2075-S	12/79	107.4	105.4	105.9	11.4	.5
Vegetable oil mills, n.e.c.	2076		12/85	117.3	115.3	119.1	1.6	3.3
Primary products		2076-P	12/85	119.0	116.6	120.0	-2.2	2.9
Vegetable oils, n.e.c., incl. sunflower, peanut, coconut etc., not deodorized		2076-2	12/85	127.7	124.6	130.9	3.2	5.1
All other oil mill products n.e.c., incl. cakes and meals and deodorized oils		2076-3	12/85	147.1	143.9	146.4	-10.5	1.7
Secondary products and miscellaneous receipts		2076-SM						
Secondary products		2076-S	12/98	157.1	(³)	168.5	43.6	(³)
Animal and marine fats and oils	2077		12/82	114.6	121.4	128.7	19.7	6.0
Primary products		2077-P	12/82	111.9	118.1	125.6	18.7	6.4
Animal and marine grease and inedible tallow		2077-1	12/82	124.4	115.9	131.8	34.2	13.7
Feed and fertilizer byproducts		2077-2	12/82	94.0	105.9	110.1	15.2	4.0
Meat and bone meal		2077-211	12/82	85.2	96.1	99.3	22.0	3.3
All other byproducts incl. blood meal, feather meal, and dry rendered tankage		2077-298	12/82	110.3	124.0	129.8	9.4	4.7
Animal and marine oil mill products		2077-3	12/82	179.2	178.2	176.2	-3.8	-1.1
Secondary products and miscellaneous receipts		2077-SM						
Miscellaneous receipts		2077-M	12/82	103.2	109.5	118.9	49.4	8.6
Secondary products		2077-S	12/82	142.1	(³)	154.6	1.0	(³)
Shortening, cooking oils, and margarine	2079		12/81	156.8	155.1	167.1	15.7	7.7
Primary products		2079-P	12/81	164.8	162.4	177.5	15.4	9.3
Shortening and cooking oils		2079-1	12/81	151.6	149.3	163.4	18.1	9.4

See footnotes at end of table.

Table 5. Producer price indexes for the net output of selected industries and their products, not seasonally adjusted
—Continued

Industry and product ¹	Industry code	Product code	Index base	Index			Percent change to Oct. 2003 from:	
				June 2003 ²	Sep. 2003 ²	Oct. 2003 ²	Oct. 2002	Sep. 2003
Shortening, cooking oils, and margarine—Continued								
Baking or frying fats		2079-11	12/89	137.8	137.4	145.8	12.7	6.1
Baking or frying fats (shortening), 100% vegetable oil		2079-113	12/81	155.1	152.2	159.4	8.7	4.7
Salad or cooking oils		2079-15	12/89	119.0	115.7	130.8	23.6	13.1
Salad or cooking oils, other soybean oil		2079-152	02/90	126.8	126.9	128.8	12.9	1.5
Salad or cooking oils, vegetable oil blends		2079-154	02/90	90.4	91.5	91.5	12.4	0
All other salad or cooking oils		2079-159	12/81	127.4	129.9	(³)	(³)	(³)
Vegetable oil winter stearin		2079-171	12/89	109.2	107.2	116.4	36.6	8.6
All other fully refined oils		2079-198	12/81	99.3	99.3	99.3	6.1	0
Margarine		2079-2	12/81	197.4	194.8	212.3	10.2	9.0
Secondary products and miscellaneous receipts		2079-SM						
Miscellaneous receipts		2079-M	12/81	118.3	(³)	(³)	(³)	(³)
Resales		2079-Z89	12/81	118.3	(³)	(³)	(³)	(³)
Secondary products		2079-S	12/81	129.7	131.7	129.0	22.0	-2.1
Beverages	208		12/84	142.5	142.3	142.9	1.6	.4
Malt beverages	2082		06/82	146.1	146.1	146.1	2.7	0
Primary products		2082-P	06/82	146.1	146.1	146.1	2.6	0
Bottled beer and ale case goods		2082-2	06/82	131.3	131.2	131.2	1.9	0
Beer and ale in barrels and kegs		2082-3	06/82	172.8	172.8	172.8	3.7	0
All other malt beverages and brewing products		2082-4	06/82	169.0	169.0	(³)	(³)	(³)
Secondary products and miscellaneous receipts		2082-SM						
Malt	2083		06/85	113.2	116.6	116.2	5.3	-.3
Primary products		2083-P	06/85	113.7	117.0	116.7	5.3	-.3
Malt and malt by-products		2083-1	06/85	113.7	117.0	116.7	5.3	-.3
Wines, brandy, and brandy spirits	2084		12/83	139.5	138.1	139.2	-2.8	.8
Primary products		2084-P	12/83	142.4	140.8	142.1	-2.9	.9
Wines, brandy, and brandy spirits		2084-8	12/98	101.7	100.6	101.4	-3.0	.8
Wines		2084-A	12/91	119.5	119.0	119.5	-3.0	.4
Grape wine with 14 percent or less alcohol content		2084-81	12/83	138.7	139.0	138.8	-1.9	-.1
White grape wine with 14 percent or less alcohol content		2084-812	12/83	132.0	131.9	131.9	-1.9	0
Red grape wine with 14 percent or less alcohol content		2084-814	12/83	178.1	178.7	178.2	-2.6	-.3
Rose grape wine with 14 percent or less alcohol content		2084-816	12/83	87.9	88.7	88.6	.1	-.1
Dessert wines		2084-825	12/83	130.6	130.5	129.4	-1.1	-.8
Effervescent wines		2084-831	12/83	134.3	127.1	134.3	-14.0	5.7
Non-grape fruit/berry wines, fortified wines (non-dessert), and specialty wines		2084-841	12/98	111.0	111.0	111.0	-.6	0
Beverage brandy, neutral fruit spirits, and neutral brandy spirits		2084-883	12/83	(³)	117.0	127.6	(³)	9.1
Secondary products and miscellaneous receipts		2084-SM						
Miscellaneous receipts		2084-M	12/91	128.6	129.1	129.1	.4	0
Secondary products		2084-S	12/83	149.6	149.6	149.6	.1	0
Distilled and blended liquors	2085		06/83	165.6	163.6	163.8	-1.0	.1
Primary products		2085-P	06/83	161.1	158.8	159.0	-1.3	.1
Bottled liquor, except brandy		2085-8	06/83	175.8	173.1	173.3	-1.4	.1
Whiskey, including bottled in bond		2085-801	06/90	132.4	132.4	132.8	-.2	.3
Gin		2085-822	06/83	163.5	163.5	163.5	.2	0
Cordials, liqueurs		2085-825	06/83	198.8	198.8	198.8	2.5	0
Vodka		2085-831	06/83	165.4	148.2	148.2	-10.2	0
Other bottled liquors, except brandy		2085-899	06/90	194.9	191.5	191.5	-3.0	0
Secondary products and miscellaneous receipts		2085-SM						
Miscellaneous receipts		2085-M	08/83	150.1	150.1	150.1	.6	0
Resales		2085-Z89	08/83	151.0	151.0	151.0	.6	0
Secondary products		2085-S	12/97	100.4	(³)	100.4	0	(³)
Bottled and canned soft drinks and carbonated waters	2086		06/81	161.3	161.2	161.5	1.5	.2
Primary products		2086-P	06/81	162.1	161.7	162.1	1.4	.2
Bottled carbonated soft drinks		2086-B	12/96	121.4	120.8	121.6	2.2	.7
Bottled carbonated soft drinks in plastic bottles		2086-309	12/96	119.3	118.7	119.6	2.4	.8
Bottle carbonated soft drinks, except those sold in plastic bottles		2086-339	12/00	114.8	114.3	114.5	1.2	.2
Canned carbonated soft drinks		2086-C	12/96	109.2	109.0	109.0	1.3	0
Soft drink flavoring syrup sold in bulk		2086-D	06/89	172.6	172.7	172.2	.8	-.3
Noncarbonated soft drinks incl fruit drinks, cocktails, ades, and bottled water		2086-E	12/96	109.9	109.8	110.1	.2	.3
Bottled water		2086-608	12/00	98.2	98.6	99.6	1.6	1.0
All other noncarbonated soft drinks		2086-619	12/00	102.9	102.6	102.8	-.1	.2
Secondary products and miscellaneous receipts		2086-SM						
Miscellaneous receipts		2086-M	06/81	150.3	153.1	153.2	2.0	.1
Resales		2086-Z89	06/81	153.4	151.8	153.4	1.4	1.1
Secondary products		2086-S	06/81	196.8	196.8	(³)	(³)	(³)
Flavoring extracts and flavoring syrups, n.e.c.	2087		12/85	144.5	145.1	149.5	4.5	3.0
Primary products		2087-P	12/85	149.8	150.3	155.3	4.8	3.3
Flavoring extracts, emulsions, and other liquid flavors		2087-1	12/85	140.0	143.7	182.9	35.4	27.3
Natural or true flavoring extracts, emulsions and other liquid flavors		2087-112	12/00	132.1	136.7	185.1	46.7	35.4

See footnotes at end of table.

Table 5. Producer price indexes for the net output of selected industries and their products, not seasonally adjusted
—Continued

Industry and product ¹	Industry code	Product code	Index base	Index			Percent change to Oct. 2003 from:	
				June 2003 ²	Sep. 2003 ²	Oct. 2003 ²	Oct. 2002	Sep. 2003
Flavoring extracts and flavoring syrups, n.e.c.—Continued								
Imitation flavoring extracts, emulsions and other liquid flavors		2087-153	12/85	100.4	100.4	100.9	1.1	0.5
Liquid beverage bases not for use by soft drink bottlers incl. cocktail mixes		2087-2	12/85	151.8	151.8	151.8	3.9	0
Liquid beverage bases for use by soft drink bottlers		2087-3	12/85	174.8	174.8	174.8	1.0	0
Other flavoring agents (except chocolate syrup)		2087-4	12/85	123.5	123.7	123.7	.2	0
Secondary and miscellaneous receipts		2087-SM						
Miscellaneous receipts		2087-M	12/85	103.1	103.1	103.1	.3	0
Secondary products		2087-S	12/85	100.1	100.1	100.1	1.3	0
Miscellaneous food preparations and kindred products	209		12/84	142.1	141.6	141.6	1.4	0
Canned and cured fish and seafoods	2091		12/84	109.5	109.8	111.5	1.4	1.5
Primary products		2091-P	12/84	111.4	111.8	113.8	1.2	1.8
Canned and cured fish and seafoods, incl. soup (except frozen)		2091-1	12/84	111.4	111.8	113.8	1.2	1.8
Canned fish and seafood (except frozen), including salmon, sardines and tuna		2091-118	06/97	82.3	82.2	84.8	1.3	3.2
Canned seafood soups, stews, and chowders		2091-131	02/85	96.3	96.5	96.5	.5	0
Cured fish and seafoods		2091-161	06/97	129.8	131.6	131.5	1.2	-1.1
Secondary products and miscellaneous receipts		2091-SM						
Miscellaneous receipts		2091-M	06/97	102.6	102.6	102.6	0	0
Secondary products		2091-S	12/84	127.8	128.3	128.3	5.6	0
Prepared fresh or frozen fish and seafoods	2092		12/82	162.0	160.5	159.9	.3	-4
Primary products		2092-P	12/82	166.0	164.3	163.7	.2	-4
Prepared fresh fish and other fresh seafood		2092-2	12/82	199.4	199.2	194.8	4.2	-2.2
Frozen packaged fish, excluding shellfish		2092-3	12/82	156.8	155.2	156.9	.5	1.1
Groundfish (cod, cusk, haddock, hake, perch, pollock, whiting)		2092-31	06/89	151.5	149.1	148.9	-1.1	-1
Groundfish, fillets and steaks		2092-311	12/82	201.0	197.4	189.8	-4.4	-3.9
Groundfish, sticks, portions, and other cuts		2092-315	12/82	193.3	190.4	192.3	-1	1.0
Other frozen fish (salmon, flounder, halibut, etc.)		2092-32	06/89	90.5	89.8	91.5	1.4	1.9
Frozen packaged shellfish		2092-5	12/96	133.2	131.7	131.5	1.8	-2
Frozen shrimp		2092-521	12/96	93.5	91.3	90.8	-3.5	-5
Other frozen shellfish, incl. crabs, lobster tails, oysters, and clams		2092-536	12/96	183.0	182.8	183.3	6.6	.3
Other frozen seafoods, incl. surimi, soups, chowders, crabcakes, etc.		2092-6	12/96	96.5	93.8	91.5	-12.5	-2.5
Secondary products and miscellaneous receipts		2092-SM						
Miscellaneous receipts		2092-M	12/82	124.8	(³)	124.8	1.5	(³)
Secondary products		2092-S	12/82	98.4	98.3	97.4	-1.1	-9
Coffee	2095		06/81	139.6	139.9	139.8	4.4	-1
Primary products		2095-P	06/81	131.3	131.2	131.5	5.4	.2
Whole bean and ground roasted coffee		2095-1	06/81	129.8	129.7	130.0	6.3	.2
Whole bean, roasted coffee		2095-111	06/81	163.3	162.7	163.4	1.1	.4
Ground roasted coffee (incl. extended yield and mixtures w/grain, chicory etc.)		2095-116	06/81	126.1	126.1	126.3	7.3	.2
Concentrated (instant) coffee		2095-2	06/81	137.4	137.4	137.4	0	0
Secondary products and miscellaneous receipts		2095-SM						
Miscellaneous receipts		2095-M	12/00	101.0	101.0	101.7	1.1	.7
Secondary products		2095-S	06/81	260.0	268.7	260.2	-3.3	-3.2
Potato chips, corn chips, and similar snacks	2096		06/91	125.1	123.8	124.0	-.3	.2
Primary products		2096-P	12/85	143.5	141.9	142.2	-.3	.2
Potato chips and sticks, plain and flavored		2096-1	12/85	144.7	145.3	145.4	.1	.1
Corn chips, tortillas, curls, and related products		2096-2	12/85	133.8	129.8	130.2	-1.1	.3
Corn and tortilla chips		2096-213	06/91	128.3	122.6	123.4	-1.9	.7
Corn curls, puffs, and related products		2096-299	06/91	103.3	105.2	104.9	2.1	-.3
Other chips, sticks, etc., incl. uncandied popped popcorn and pork rinds		2096-3	12/85	170.7	172.9	173.2	2.5	.2
Secondary products and miscellaneous receipts		2096-SM						
Miscellaneous receipts		2096-M	06/91	135.1	137.9	137.5	(³)	-.3
Secondary products		2096-S	06/91	109.6	109.6	109.6	-.5	0
Manufactured ice	2097		12/85	149.5	151.0	150.9	.9	-1
Primary products		2097-P	12/85	141.4	142.9	142.8	.8	-1
Can or block ice		2097-1	12/85	173.1	(³)	(³)	(³)	(³)
Cubed, crushed, or other processed ice		2097-2	12/85	129.0	129.7	129.7	2.0	0
Macaroni, spaghetti, vermicelli, and noodles	2098		06/85	126.5	126.8	126.6	3.9	-2
Primary products		2098-P	06/85	127.2	127.5	127.3	4.3	-2
Macaroni, spaghetti, vermicelli, and noodles		2098-3	06/85	127.2	127.5	127.3	4.3	-2
Secondary products and miscellaneous receipts		2098-SM						
Miscellaneous receipts		2098-M	12/93	103.3	103.3	(³)	(³)	(³)
Secondary products		2098-S	06/85	108.0	108.0	108.0	0	0
Food preparations, n.e.c.	2099		12/85	137.8	137.9	137.9	1.5	0
Primary products		2099-P	12/85	138.9	138.7	138.8	1.4	.1
Dry mixes and dry mixed preparations, except macaroni and noodles		2099-B	06/91	116.4	116.3	116.3	.2	0
Dry dip, salad dressing and seasoning mixes		2099-B02	12/01	101.3	101.1	101.2	.7	.1
Other dry mixes incl. gravy, sauce & frostings, excl. macaroni & noodles		2099-B04	12/01	104.2	104.2	104.2	0	0

See footnotes at end of table.

Table 5. Producer price indexes for the net output of selected industries and their products, not seasonally adjusted
—Continued

Industry and product ¹	Industry code	Product code	Index base	Index			Percent change to Oct. 2003 from:	
				June 2003 ²	Sep. 2003 ²	Oct. 2003 ²	Oct. 2002	Sep. 2003
Food preparations, n.e.c.—Continued								
Perishable prepared foods sold in bulk or packages, not frozen or canned		2099-C	12/85	147.6	146.8	148.3	1.6	1.0
Salads sold in bulk or packages, not frozen or canned		2099-C21	12/01	104.0	103.0	104.1	1.6	1.1
Sandwiches made from bread, sold in bulk or packages, not frozen or canned		2099-C31	12/01	98.0	98.0	100.1	-1.8	2.1
Vegetables and potatoes, peeled or cut for the trade		2099-C35	12/01	105.5	100.8	106.6	6.5	5.8
Tortillas		2099-C43	06/91	120.5	121.3	121.4	3.1	.1
Tamales and other Mexican food specialties		2099-C45	12/01	101.1	101.1	101.6	1.0	.5
Other perishable prepared foods, incl. tofu, pizza, & meat pies		2099-C59	12/01	100.0	(³)	100.0	0	(³)
Tea in consumer packages		2099-D	12/85	114.4	114.2	113.2	2.5	-9
Spices		2099-E	12/85	171.6	171.3	171.6	-.8	.2
Peanut butter		2099-F	12/85	141.9	141.9	141.9	-2.6	0
Other food preparations, NEC		2099-G	12/85	150.6	151.1	152.3	5.7	.8
Macaroni and noodle products, PWOI, not canned or frozen		2099-H	06/98	106.7	106.1	106.0	-.7	-1
Sweetening syrups and molasses		2099-3	12/85	136.8	138.4	138.4	8.6	0
Baking powder and yeast		2099-4	06/98	101.3	105.7	100.8	0	-4.6
Cider and vinegar		2099-6	12/85	113.4	107.2	103.2	-6.4	-3.7
Secondary products and miscellaneous receipts		2099-SM						
Miscellaneous receipts		2099-M	06/98	106.3	108.5	107.9	4.6	-.6
Secondary products		2099-S	12/85	131.0	131.2	131.3	.8	.1
Tobacco manufactures	21		12/84	376.1	376.8	378.7	-7.3	.5
Cigarettes	211		12/82	409.7	410.2	412.3	-8.5	.5
Cigarettes	2111		12/82	409.7	410.1	412.3	-8.5	.5
Primary products		2111-P	12/82	419.8	420.2	422.4	-8.5	.5
Filter tip		2111-1	12/82	408.5	408.9	411.2	-8.7	.6
81 to 95 mm long		2111-116	12/82	394.1	394.9	399.3	-9.3	1.1
Greater than 95 mm		2111-118	12/82	395.3	395.3	395.3	-10.7	0
Cigars	212		12/82	302.5	305.3	305.8	5.4	.2
Cigars	2121		12/82	302.5	305.3	305.8	5.4	.2
Primary products		2121-P	12/82	288.9	291.9	292.4	3.9	.2
Cigars		2121-4	12/82	288.9	291.9	292.4	3.9	.2
Secondary products and miscellaneous receipts		2121-SM						
Chewing and smoking tobacco and snuff	213		12/82	374.3	379.4	379.5	4.0	0
Chewing and smoking tobacco and snuff	2131		12/82	374.3	379.4	379.5	4.0	0
Primary products		2131-P	12/82	381.1	386.8	386.9	4.5	0
Chewing and smoking tobacco and snuff		2131-1	12/82	381.1	386.8	386.9	4.5	0
Loose leaf chewing tobacco		2131-013	12/82	324.7	336.5	337.0	5.1	.1
Snuff, dry and moist		2131-015	12/82	479.3	479.3	479.3	4.8	0
All other chewing and smoking tobacco and snuff		2131-019	06/99	125.5	128.6	128.5	3.0	-.1
Secondary products and miscellaneous receipts		2131-SM						
Tobacco stemming and redrying	214		06/84	117.5	117.9	118.1	2.4	.2
Tobacco stemming and redrying	2141		06/84	117.5	117.9	118.1	2.4	.2
Primary products		2141-P	06/84	112.9	113.3	113.4	2.4	.1
Tobacco, stemmed		2141-2	06/84	106.8	107.3	107.4	2.2	.1
Textile mill products	22		12/84	115.4	115.5	116.6	.9	1.0
Cotton broadwoven fabric	221		12/80	108.2	109.8	110.5	2.5	.6
Cotton broadwoven fabric	2211		12/80	108.2	109.8	110.5	2.5	.6
Primary products		2211-P	12/80	109.1	110.9	111.6	2.7	.6
Gray cotton broadwoven fabric		2211-A	12/80	102.2	105.0	105.8	4.2	.8
Plain weave, except pile		2211-A1	06/87	103.2	104.3	104.3	2.6	0
Twill weave, except pile		2211-A2	06/87	90.4	94.2	95.5	6.0	1.4
Finished cotton broadwoven fabric		2211-B	12/80	100.9	100.5	101.2	-.7	.7
Secondary products and miscellaneous receipts		2211-SM						
Secondary products		2211-S	12/80	105.1	105.1	105.1	.1	0
Synthetic fiber and silk broadwoven fabric	222		06/81	104.9	104.0	105.7	-.5	1.6
Manmade fiber and silk broadwoven fabric	2221		06/81	104.9	104.0	105.7	-.5	1.6
Primary products		2221-P	06/81	103.3	102.2	104.0	-.6	1.8
Gray fabrics		2221-1	06/81	101.0	99.6	101.9	-.3	2.3
85% or more filament yarn fabrics		2221-11	06/81	115.5	112.4	116.9	-1.1	4.0
Chiefly other filaments		2221-112	06/81	111.1	108.1	112.4	-1.1	4.0
85% or more spun yarn fabrics (exc. wool blends, silk fabrics, and pile)		2221-139	06/81	87.9	88.3	88.8	1.3	.6
Plain weaves		2221-1391	06/87	80.6	80.6	(³)	(³)	(³)
Printcloth		2221-13911	06/87	87.0	(³)	(³)	(³)	(³)

See footnotes at end of table.

Table 5. Producer price indexes for the net output of selected industries and their products, not seasonally adjusted
—Continued

Industry and product ¹	Industry code	Product code	Index base	Index			Percent change to Oct. 2003 from:	
				June 2003 ²	Sep. 2003 ²	Oct. 2003 ²	Oct. 2002	Sep. 2003
Manmade fiber and silk broadwoven fabric—Continued								
Other plainweaves		2221-13912	12/94	81.2	81.2	(³)	(³)	(³)
Twill weaves		2221-1392	06/87	96.5	99.3	102.3	8.9	3.0
Spun/filament yarn combinations, each less than 85% (exc. wool blends, silk fabrics, and pile)		2221-16	04/85	97.0	96.4	96.7	-1	.3
Other combination fabrics		2221-163	12/94	84.6	84.6	84.6	.2	0
Finished fabric (finished in weaving mills)		2221-2	06/81	127.0	127.8	127.6	-1.9	-2
Fabricated man-made fiber and silk textile products (made in weaving mills) ..		2221-3	06/81	108.7	(³)	108.7	.2	(³)
Secondary products and miscellaneous receipts		2221-SM						
Secondary products		2221-S	06/81	118.3	118.8	119.1	.9	.3
Cotton broadwoven fabrics		2211-S	06/87	112.1	112.8	113.5	1.8	.6
Wool weaving and finishing	223		06/85	119.5	124.8	120.8	3.6	-3.2
Wool weaving and finishing	2231		06/85	119.5	124.8	120.8	3.6	-3.2
Primary products		2231-P	06/85	114.9	120.4	116.3	3.7	-3.4
Finished wool yarns, top, or raw stock, not combed or spun at the same establish		2231-1	12/91	84.9	84.9	84.9	-14.7	0
Wool broadwoven fabrics (gray goods)		2231-2	12/01	102.3	102.3	102.3	1.7	0
Finished broadwoven wool fabrics and felts		2231-6	06/85	133.7	143.9	136.3	6.6	-5.3
Secondary products and miscellaneous receipts		2231-SM						
Secondary products		2231-S	06/85	128.7	(³)	128.7	.5	(³)
Narrow fabric mills	224		06/84	125.2	125.0	125.0	-8	0
Narrow fabric mills	2241		06/84	125.2	125.0	125.0	-8	0
Primary products		2241-P	06/84	125.9	125.7	125.7	-9	0
Woven narrow fabric		2241-1	06/84	124.7	124.5	124.5	.2	0
Woven elastic narrow fabrics; incl underwear, corsets, and other apparel ...		2241-11	06/84	132.3	132.3	132.5	0	.2
Woven nonelastic narrow fabrics		2241-12	06/84	120.7	120.4	120.4	.2	0
Braided narrow fabrics (<= 12 in. wide); elastic (flat/rnd/tube), & nonelastic ...		2241-4	06/84	139.1	137.1	137.2	-4.7	.1
Covered rubber thread		2241-5	06/84	111.8	113.4	113.4	(³)	0
Secondary products and miscellaneous receipts		2241-SM						
Secondary products		2241-S	06/84	116.7	116.7	116.6	.9	-1
Knitting mills	225		12/84	110.2	110.8	113.1	.3	2.1
Women's hosiery, except socks	2251		06/84	132.4	133.7	132.6	7.5	-8
Primary products		2251-P	06/84	132.9	134.2	133.1	7.9	-8
Women's and misses' finished hosiery, full-length and knee-length		2251-2	12/02	97.1	98.8	98.5	(³)	-3
Women's and misses' finished pantyhose, including tights		2251-6	06/84	125.7	127.2	125.7	1.5	-1.2
Women's hosiery shipped in the greige		2251-8	12/02	100.7	97.0	99.1	(³)	2.2
Secondary products and miscellaneous receipts		2251-SM						
Secondary products		2251-S	06/84	122.7	(³)	122.7	(³)	(³)
Hosiery, n.e.c.	2252		06/84	129.0	128.7	128.8	3.4	.1
Primary products		2252-P	06/84	128.3	128.1	128.2	3.6	.1
Men's finished hosiery		2252-22	06/84	149.1	148.8	149.0	7.7	.1
Anklet		2252-222	06/84	163.3	162.9	163.3	10.9	.2
Non-cushion		2252-2222	06/84	176.5	176.0	176.5	13.1	.3
Natural fibers		2252-22221	06/84	155.6	155.6	155.6	0	0
Manmade fibers		2252-22227	06/84	186.6	185.8	186.7	19.8	.5
Mid-calf/crew		2252-223	06/84	126.5	126.2	126.0	-4	-2
Cushion		2252-2231	06/84	120.8	120.8	120.8	0	0
Natural fibers		2252-22311	06/84	116.4	(³)	116.4	0	(³)
Non-cushion		2252-2232	06/84	135.2	134.5	133.9	-9	-4
Natural fibers		2252-22321	06/84	128.4	126.6	125.2	-2.2	-1.1
Manmade fibers		2252-22327	06/84	141.0	141.0	141.0	0	0
Knee-high		2252-224	06/84	131.2	131.2	131.2	0	0
Other finished hosiery, knit on less than 300 needles, except women's stockings		2252-23	06/84	109.1	109.1	109.1	-2.0	0
Women's, girls' and boys' ankle		2252-232	06/84	99.7	99.7	99.7	0	0
Non-cushion		2252-2322	06/84	102.5	102.5	102.5	0	0
Natural fibers		2252-23221	06/84	132.3	132.3	132.3	-1	0
Other women's, girls' and boys' finished hosiery, including leg warmers, waist-highs, etc.		2252-234	06/84	105.9	105.9	105.9	.4	0
Infants' and children's ankle		2252-235	06/84	103.7	103.7	103.7	-2	0
Natural fibers		2252-23511	06/84	103.9	103.9	103.9	0	0
Unfinished hosiery, knit on less than 300 needles, except women's stockings .		2252-24	06/84	102.9	101.9	101.9	-1.0	0
Secondary products and miscellaneous receipts		2252-SM						
Secondary products		2252-S	06/84	124.8	122.6	122.9	-2.3	.2
Knit outerwear	2253		12/84	101.3	102.1	110.8	-1.2	8.5
Primary products		2253-P	12/84	96.9	97.8	101.9	-7.4	4.2
Men's and boys' sweaters and sweater vests		2253-A	12/84	129.0	129.0	(³)	(³)	(³)
Women's, misses' and juniors' sweaters and sweater vests		2253-B	12/84	87.0	(³)	87.0	-9.1	(³)
Men's and boys' knit shirts incl. sport shirts, sweatshirts, and t-shirts		2253-4	12/84	98.4	100.4	106.9	-8.1	6.5

See footnotes at end of table.

Table 5. Producer price indexes for the net output of selected industries and their products, not seasonally adjusted
—Continued

Industry and product ¹	Industry code	Product code	Index base	Index			Percent change to Oct. 2003 from:	
				June 2003 ²	Sep. 2003 ²	Oct. 2003 ²	Oct. 2002	Sep. 2003
Knit outerwear—Continued								
Women's, misses' and juniors' knit shirts and blouses		2253-5	12/97	92.2	87.7	87.7	-9.8	0.0
Girls', children's and infants' knit shirts and blouses		2253-7	12/97	(³)	(³)	(³)	(³)	(³)
All other knit outerwear, n.e.c.		2253-8	12/84	97.1	96.7	95.6	-3.7	-1.1
Secondary products and miscellaneous receipts		2253-SM						
Secondary products		2253-S	12/84	130.9	131.6	172.3	33.1	30.9
Secondary products		2253-SS	12/97	108.2	108.9	142.5	33.1	30.9
Knit underwear and nightwear mills								
Primary products	2254	2254-P	06/82	129.1	129.2	129.2	-.4	0
Men's and boys' knit underwear		2254-A	06/82	128.2	128.3	128.3	-.5	0
Men's and boys' undershirts, except thermal		2254-1	06/82	118.5	118.5	118.5	-.9	0
Undershirts, except athletic types		2254-122	06/82	106.5	106.7	106.7	-2.5	0
Men's and boys' shorts and briefs		2254-4	06/82	105.7	105.9	105.9	-2.5	0
Shorts and briefs, except thermal underwear and union suits		2254-411	12/87	97.8	97.8	97.8	0	0
Women's and children's underwear and nightwear		2254-C	12/87	97.2	97.2	97.2	0	0
Women's and children's underwear		2254-2	06/82	139.5	139.7	139.7	.1	0
Women's underwear		2254-21	06/82	140.5	140.8	140.8	.2	0
Panties		2254-213	06/82	142.7	143.0	143.0	.2	0
Secondary products and miscellaneous receipts		2254-SM	09/82	142.1	142.6	142.6	.4	0
Circular knit fabric mills								
Primary products	2257	2257-P	06/81	93.0	94.1	93.7	-1.9	-.4
Gray circular knit fabrics		2257-1	06/81	92.8	94.0	93.6	-1.9	-.4
Finished circular knit fabrics		2257-3	06/81	109.7	109.7	109.7	-8.0	0
Contract work on gray and finished circular knit fabric		2257-9	12/94	81.4	83.0	82.5	.9	-.6
Secondary products and miscellaneous receipts		2257-SM	06/81	104.5	104.5	104.5	-1.0	0
Secondary products		2257-S	06/01	95.7	95.7	95.7	-2.6	0
Lace and warp knit fabric mills								
Primary products	2258	2258-P	06/81	122.6	122.5	122.5	.3	0
Finished warp knit fabrics (knit & finished, or purchased & finished)		2258-6	06/81	120.3	120.2	120.2	.3	0
Contract or commission work for knitting, finishing, & dyeing (incl. lace goods)		2258-7	06/95	98.7	98.7	98.7	.4	0
Knitting mills n.e.c.								
Primary products	2259	2259-P	12/85	110.2	111.9	111.9	-1.1	0
Knit gloves and mittens		2259-1	12/85	111.7	110.5	110.5	-1.5	0
Other knit end products		2259-2	12/85	121.3	121.0	121.0	-1.1	0
Dyeing and finishing textiles, except wool fabrics and knit goods								
Finished cotton broadwoven fabric	226		12/85	105.9	102.9	103.0	-2.4	.1
Primary products	2261	2261-P	06/84	128.0	128.0	128.2	-2.0	.2
Non-commission finished fabric		2261-7	06/84	131.9	132.1	132.7	-5.3	.5
Commission finishing		2261-9	06/84	134.2	134.3	134.9	-5.1	.4
Secondary products and miscellaneous receipts		2261-SM	06/84	121.7	121.9	122.8	-7.9	.7
Secondary products		2261-S	06/84	160.8	160.8	(³)	(³)	(³)
Finished synthetic fiber and silk broadwoven fabric	2262	2262-P	06/84	110.6	111.1	111.1	-9.6	0
Primary products		2262-8	06/84	128.7	128.8	129.0	.2	.2
Non-commission finished fabric		2262-9	06/84	127.7	127.8	128.0	.2	.2
Commission finishing		2262-SM	06/84	131.3	131.4	131.4	.1	0
Secondary products and miscellaneous receipts		2262-S	06/84	122.6	122.7	123.3	.6	.5
Secondary products			06/84	136.4	137.0	136.9	1.1	-.1
Finishers of textiles, n.e.c.								
Primary products	2269	2269-P	06/83	130.9	130.2	129.5	-1.0	-.5
Finishers of textiles, n.e.c.		2269-1	06/83	134.2	133.0	132.4	-.9	-.5
Secondary products and miscellaneous receipts		2269-SM	12/01	101.1	100.2	99.7	-.9	-.5
Floor covering mills								
Carpet and rugs	227		12/84	123.0	122.1	123.4	3.4	1.1
Primary products	2273	2273-P	06/90	112.6	111.8	112.9	3.4	1.0
Woven carpet and rugs		2273-1	06/90	112.4	111.5	112.5	3.3	.9
Tufted carpet and rugs		2273-2	06/85	153.7	155.0	155.3	1.5	.2
Nylon		2273-215	12/79	155.4	154.1	155.5	3.4	.9
Polypropylene		2273-217	12/79	160.7	160.4	160.8	2.0	.2
Polyester and other carpet and rugs		2273-219	12/98	121.8	112.9	115.9	6.8	2.7
Finishing only		2273-288	12/98	106.9	109.3	112.6	9.0	3.0
Other carpet and rugs		2273-3	12/86	116.2	(³)	116.2	-.1	(³)
Secondary products and miscellaneous receipts		2273-SM	06/85	125.5	125.5	125.5	1.5	0
Yarn and thread mills								
Spun yarn	228		12/84	100.9	100.8	100.7	1.0	-.1
	2281		12/82	92.4	92.6	92.8	2.2	.2

See footnotes at end of table.

Table 5. Producer price indexes for the net output of selected industries and their products, not seasonally adjusted
—Continued

Industry and product ¹	Industry code	Product code	Index base	Index			Percent change to Oct. 2003 from:	
				June 2003 ²	Sep. 2003 ²	Oct. 2003 ²	Oct. 2002	Sep. 2003
Spun yarn—Continued								
Primary products		2281-P	12/82	92.0	92.2	92.5	2.3	0.3
Carded cotton yarns		2281-1	12/82	74.3	75.4	75.8	3.7	.5
Combed cotton yarns		2281-2	12/82	89.6	86.2	86.9	-1.0	.8
Rayon and/or acetate spun yarns		2281-3	12/82	102.6	102.6	102.6	.4	0
Spun noncellulosic fiber and silk yarns		2281-7	12/96	94.8	94.5	94.5	1.2	0
Spun polyester yarn, spun gray		2281-723	12/96	90.7	89.9	90.8	3.2	1.0
Other spun noncellulosic fiber & silk yarn, spun & finished in the same estab		2281-781	12/96	96.2	96.1	95.5	-.3	-.6
Spun wool yarns		2281-8	12/96	113.2	114.8	114.8	8.8	0
Secondary products and miscellaneous receipts		2281-SM						
Secondary products		2281-S	12/82	102.6	102.9	102.2	1.4	-.7
Texturing, throwing, and winding mill products: cotton, manmade fibers, silk, and wool	2282		12/82	118.0	117.3	116.4	-1.5	-.8
Primary products		2282-P	12/82	118.6	117.8	117.0	-1.4	-.7
Rewound, piled, and novelty yarns not spun or thrown at the same establishment		2282-2	12/82	133.2	(³)	133.2	11.9	(³)
Thrown filament yarns, except textured		2282-3	12/82	122.9	122.9	(³)	(³)	(³)
Textured, crimped, or bulked filament yarns, including stretch yarns		2282-5	12/82	117.8	116.6	115.1	-4.2	-1.3
Commission texturing, throwing, plying, etc. of yarns		2282-9	12/82	115.3	115.3	115.3	-.8	0
Secondary products and miscellaneous receipts		2282-SM						
Secondary products		2282-S	12/88	97.8	(³)	97.9	-1.0	(³)
Thread mills	2284		06/84	152.1	152.5	152.5	2.1	0
Primary products		2284-P	06/84	151.1	151.4	151.4	2.2	0
Thread for any use, gray or finished		2284-A	12/00	101.0	101.3	101.3	2.2	0
Secondary products and miscellaneous receipts		2284-SM						
Miscellaneous receipts		2284-M	06/96	102.1	102.1	102.1	0	0
Miscellaneous textile goods	229		12/84	123.5	123.4	123.9	.7	.4
Coated fabrics, not rubberized	2295		06/85	141.3	141.6	141.5	.3	-.1
Primary products		2295-P	06/85	139.6	139.8	139.7	.2	-.1
Vinyl coated fabrics, including expanded vinyl coated		2295-2	06/85	134.2	134.8	134.9	1.6	.1
Lightweight fabrics, 10 oz or less per sq yd finished weight		2295-211	06/85	124.6	125.5	125.5	1.5	0
Mediumweight fabrics, over 10 oz up to and incl 16 oz finished weight		2295-225	06/85	134.1	134.9	135.1	1.2	.1
Heavyweight fabrics, more than 16 oz per sq yd finished weight		2295-233	06/85	135.0	135.2	135.3	2.0	.1
Other coated or laminated fabrics and coated yarns		2295-3	06/85	146.3	146.3	146.1	-.4	-.1
Pyroxylin and polyurethane coated fabrics		2295-316	06/85	151.8	151.8	150.7	0	-.7
All other coated or laminated fabrics and yarns, excluding rubber		2295-322	06/85	145.3	145.3	145.3	-.5	0
Secondary products and miscellaneous receipts		2295-SM						
Secondary products		2295-S	06/85	133.3	(³)	(³)	(³)	(³)
Tire cord and fabric	2296		06/84	106.8	106.8	106.8	.2	0
Primary products		2296-P	06/84	107.2	107.2	107.2	.4	0
Tire cord and fabric		2296-1	06/84	107.2	107.2	107.2	.4	0
Nylon tire cord and fabric		2296-122	06/84	111.9	111.9	111.9	2.9	0
Polyester tire cord and fabric		2296-133	06/84	102.7	103.0	103.0	-.9	0
Nonwoven fabrics and related products	2297		12/85	119.9	120.3	119.9	.2	-.3
Primary products		2297-P	12/85	119.6	119.9	119.8	.3	-.1
Nonwoven fabrics		2297-1	12/85	119.5	119.6	119.8	.5	.2
Nonwoven fabrics, laminated and wet laid		2297-12	12/85	146.6	146.8	148.4	.9	1.1
Nonwoven fabrics, spunbonded, dry laid, and other		2297-13	12/85	108.2	108.3	108.2	.3	-.1
Fabricated nonwoven products, including blankets, ribbons, wipers, and others		2297-2	01/86	(³)	(³)	(³)	(³)	(³)
Secondary products and miscellaneous receipts		2297-SM						
Cordage and twine	2298		06/85	141.5	143.5	142.5	.8	-.7
Primary products		2298-P	06/85	141.9	143.4	143.2	1.2	-.1
Soft fiber cordage and twine, except cotton		2298-2	06/85	119.5	120.5	120.3	1.6	-.2
Manmade fiber cordage and twine		2298-2A	06/85	121.2	122.2	122.0	1.6	-.2
Fish line, fish net, and fish netting (made in this establishment)		2298-207	06/85	179.1	179.0	179.1	0	.1
Rope		2298-208	06/85	103.4	105.6	105.1	4.1	-.5
All other manmade fiber cordage and twine, incl. agriculture and industrial		2298-213	12/92	95.1	95.1	95.1	0	0
Cotton cordage and twine		2298-3	06/85	90.9	93.7	93.7	-3.0	0
Braided cord		2298-311	12/92	67.9	72.6	72.6	-5.7	0
Secondary products and miscellaneous receipts		2298-SM						
Secondary products		2298-S	06/85	132.2	(³)	132.2	-1.6	(³)
All other miscellaneous textile product mills	2299		06/85	119.5	117.7	120.4	2.2	2.3
Primary products		2299-P	06/85	118.3	116.2	119.2	2.2	2.6
Pressed, punched, or needled felts, except hats		2299-1	12/85	122.4	111.2	121.5	1.0	9.3
Recovered fibers, processed mill waste and related products		2299-4	12/85	154.5	157.3	158.5	9.1	.8

See footnotes at end of table.

Table 5. Producer price indexes for the net output of selected industries and their products, not seasonally adjusted
—Continued

Industry and product ¹	Industry code	Product code	Index base	Index			Percent change to Oct. 2003 from:	
				June 2003 ²	Sep. 2003 ²	Oct. 2003 ²	Oct. 2002	Sep. 2003
Paddings and upholstery filling, batting, and wadding, exc. foam rubber/plastics		2299-7	12/85	116.9	116.9	116.9	0.0	0.0
Jute goods and scouring and combing mill products		2299-9	12/01	107.2	113.1	110.4	-1.7	-2.4
Secondary products and miscellaneous receipts		2299-SM						
Miscellaneous receipts		2299-M	12/96	106.3	106.9	106.9	4.4	0
Secondary Products		2299-S	06/85	173.9	174.5	(³)	(³)	(³)
Apparel and other finished products made from fabrics and similar materials	23		12/84	124.9	124.9	125.0	-.1	.1
Men's and boys' suits and coats	231		12/80	166.5	166.3	165.9	-.5	-.2
Men's and boys' suits and coats	2311		12/80	166.5	166.3	165.9	-.5	-.2
Primary products		2311-P	12/80	164.9	164.6	164.4	-.2	-.1
Men's and boys' suits, including uniform		2311-5	06/02	100.9	100.6	100.3	-.2	-.3
Men's and boys' overcoats, topcoats, and tailored car and suburban coats		2311-6	06/02	100.0	(³)	100.0	0	(³)
Men's and boys' tailored dress and sport coats and tailored vests		2311-7	06/02	99.3	99.3	99.5	-.3	.2
Receipts for contract and commission work on men's and boys' suits and coats		2311-9	12/80	196.5	196.5	196.5	-.3	0
Secondary products and miscellaneous receipts		2311-SM						
Secondary products		2311-S	12/80	185.7	185.7	184.0	-2.4	-.9
Men's, youths' & boys' furnishings, work clothing & allied garments	232		12/84	120.3	120.5	120.5	-.9	0
Men's and boys' shirts, except work shirts	2321		06/83	112.6	112.4	112.4	-1.6	0
Primary products		2321-P	06/83	110.8	110.5	110.5	-2.3	0
Men's and boys' knit shirts (made from purchased knit fabrics)		2321-2	06/83	92.8	92.5	92.5	-4.1	0
Men's and boys' woven dress and sport shirts, including uniform shirts		2321-4	06/83	133.5	133.7	133.7	2.3	0
Contract and commission work on men's and boys' shirts		2321-9	06/83	149.6	149.6	149.6	.5	0
Secondary products and miscellaneous receipts		2321-SM						
Secondary products		2321-S	06/83	125.5	125.5	125.5	.1	0
Men's and boys' underwear and nightwear	2322		06/82	117.4	117.4	117.4	0	0
Primary products		2322-P	06/82	113.1	113.1	113.1	0	0
Men's and boys' knit underwear		2322-A	06/82	112.2	112.2	112.2	0	0
Men's and boys' neckwear	2323		12/83	140.2	140.2	140.2	.8	0
Primary products		2323-P	12/83	145.3	145.3	145.3	.9	0
Men's and boys' neckwear		2323-1	12/83	145.3	145.3	145.3	.9	0
Men's and boys' neckties		2323-12	12/83	145.5	145.5	145.5	.9	0
All silk		2323-121	12/83	154.6	154.6	154.6	.5	0
All polyester		2323-127	12/83	128.7	128.7	128.7	0	0
Men's and boys' separate trousers and slacks	2325		12/81	128.0	128.5	128.6	-1.0	.1
Primary products		2325-P	12/81	130.7	131.2	131.4	.2	.2
Men's and boys' separate dress and sport trousers, pants, and slacks		2325-1	12/81	128.0	130.2	129.6	.5	-.5
Men's and boys' jeans (including dungarees and jean-cut casual slacks)		2325-2	12/81	131.0	130.3	131.1	.2	.6
Contract work on men's and boys' separate trousers and slacks		2325-9	12/81	138.6	138.6	138.8	.2	.1
Secondary products and miscellaneous receipts		2325-SM						
Secondary products		2325-S	12/81	123.7	124.1	123.8	-7.0	-.2
Men's and boys' work clothing	2326		12/81	132.7	133.1	133.0	-.2	-.1
Primary products		2326-P	12/81	134.8	135.1	135.0	.1	-.1
Men's and boys' work shirts		2326-1	12/81	125.2	125.2	125.2	.1	0
Men's and boys' work clothing and washable service apparel (excluding work shirt)		2326-2	12/81	135.6	136.0	136.0	.1	0
Contract work on men's and boys' work clothing		2326-9	12/81	147.3	147.3	147.3	(³)	0
Secondary products and miscellaneous receipts		2326-SM						
Secondary products		2326-S	12/81	123.5	123.9	123.8	-1.7	-.1
Men's and boys' clothing, n.e.c.	2329		12/83	130.6	130.6	130.4	-.5	-.2
Primary products		2329-P	12/83	131.3	131.4	131.2	-.4	-.2
Men's and boys' nontailored heavy jackets and coats, including uniform, excluding ski jackets		2329-1	12/83	127.7	127.8	127.8	-1.1	0
Men's and boys' swimwear, sweaters, and outerwear, n.e.c.		2329-2	12/83	134.1	134.1	133.9	0	-.1
Swimwear and athletic shorts		2329-22	12/83	128.8	128.8	128.8	(³)	0
Outerwear, n.e.c. (ski and snow pants, leggings, light outerwear jackets, etc.)		2329-28	12/83	137.4	137.4	137.0	0	-.3
Secondary products and miscellaneous receipts		2329-SM						
Secondary products		2329-S	12/83	136.2	136.2	135.1	-1.2	-.8
Women's, misses', and juniors' outerwear	233		12/84	117.6	117.7	118.1	.3	.3
Women's, misses', & juniors' blouses & shirts	2331		06/83	132.8	133.3	133.3	-2.0	0
Primary products		2331-P	06/83	135.7	136.3	136.3	-1.5	0
Knit shirts and blouses made from purchased fabric		2331-3	06/93	102.1	103.2	103.2	-4.5	0
T-shirts and tank tops		2331-321	06/93	100.6	(³)	100.6	(³)	(³)
All other		2331-351	06/93	96.7	96.7	96.7	0	0

See footnotes at end of table.

Table 5. Producer price indexes for the net output of selected industries and their products, not seasonally adjusted
—Continued

Industry and product ¹	Industry code	Product code	Index base	Index			Percent change to Oct. 2003 from:	
				June 2003 ²	Sep. 2003 ²	Oct. 2003 ²	Oct. 2002	Sep. 2003
Women's, misses', & juniors' blouses & shirts—Continued								
Woven shirts and blouses		2331-4	06/83	166.9	166.9	166.9	-1.1	0.0
Contract work on women's, misses', and juniors' blouses & shirts		2331-9	06/83	119.8	119.8	119.8	6.0	0
Secondary products and miscellaneous receipts		2331-SM						
Secondary products		2331-S	06/83	115.2	115.2	115.2	-3.3	0
Women's, misses', and juniors' dresses	2335		12/80	123.4	123.3	123.3	.8	0
Primary products		2335-P	12/80	122.2	122.2	122.2	1.1	0
Dresses made from purchased fabric		2335-3	06/86	111.0	111.0	111.0	1.4	0
Secondary products and miscellaneous receipts		2335-SM						
Secondary products		2335-S	12/80	147.5	147.0	147.0	-.5	0
Women's, misses', and juniors' suits and coats	2337		12/82	111.6	111.5	111.5	.4	0
Primary products		2337-P	12/82	109.5	109.2	109.2	.2	0
Coats and capes		2337-1	06/93	83.8	(³)	(³)	(³)	(³)
Jackets, vests and skirts		2337-4	12/82	115.1	114.6	114.6	.4	0
Skirts, including uniform		2337-411	12/82	114.6	113.8	113.8	.4	0
Jackets and vests		2337-421	12/98	100.9	100.8	100.8	.3	0
Contract work on women's, misses' and juniors' suits and coats		2337-9	12/82	114.2	(³)	114.2	0	(³)
Secondary products and miscellaneous receipts		2337-SM						
Secondary products		2337-S	12/82	123.0	123.2	123.2	.6	0
Women's, misses', and juniors' outerwear, n.e.c.	2339		06/83	112.6	112.6	113.7	1.1	1.0
Primary products		2339-P	06/83	115.3	115.3	116.8	1.4	1.3
Bathing suits		2339-4	12/83	140.0	(³)	158.4	6.4	(³)
Slacks		2339-5	06/83	92.2	92.2	92.2	-.1	0
Other outerwear, n.e.c.		2339-7	06/83	129.8	129.8	129.8	1.2	0
Play garments, including shorts, pedal pushers, Bermudas, and Jamaicas ..		2339-761	06/93	91.5	91.5	91.5	0	0
All other women's, misses', and juniors' outerwear, n.e.c.		2339-781	06/93	152.6	152.6	152.6	1.8	0
Contract and commission work on women's, misses', and juniors' outerwear, n.e.c.		2339-9	06/83	132.8	132.7	132.8	-.7	.1
Secondary products and miscellaneous receipts		2339-SM						
Secondary products		2339-S	06/83	104.7	104.9	104.9	.2	0
Women's, misses', children's, and infants' undergarments	234		12/84	122.9	123.0	123.0	.1	0
Women's and children's underwear and nightwear	2341		06/82	123.1	123.1	123.1	.8	0
Primary products		2341-P	06/82	124.8	124.8	124.9	.8	.1
Women's and children's underwear and nightwear, excluding contract work		2341-A	12/87	113.2	113.2	113.3	.8	.1
Underwear		2341-2	06/82	143.0	143.0	143.0	0	0
Women's underwear		2341-21	06/82	141.5	141.5	141.5	0	0
Panties		2341-213	06/82	147.2	147.2	147.2	0	0
Nightwear		2341-3	06/82	110.9	110.9	111.1	2.2	.2
Women's nightwear		2341-31	06/82	112.9	112.9	113.2	3.8	.3
Nightgowns		2341-315	06/82	103.6	103.6	103.9	.3	.3
Chiefly synthetic fibers		2341-3153	06/82	105.8	105.8	105.8	0	0
Other women's nightwear		2341-317	06/82	125.3	125.3	125.3	-.6	0
Contract work on women's and children's underwear and nightwear		2341-9	06/82	128.8	128.8	(³)	(³)	(³)
Secondary products and miscellaneous receipts		2341-SM						
Secondary products		2341-S	06/82	100.8	100.6	100.6	2.7	0
Brassieres and allied garments	2342		06/82	148.4	148.7	148.7	-.5	0
Primary products		2342-P	06/82	151.2	150.4	150.4	-.6	0
Brassieres and allied garments, excluding contract work		2342-A	12/87	124.7	124.0	124.0	-.6	0
Brassieres		2342-1	06/82	143.7	142.7	142.7	-.9	0
Bandeau		2342-14	06/82	144.0	142.6	142.6	-.9	0
Regular strap		2342-141	06/82	132.4	132.4	132.4	0	0
Contour lined or padded strap		2342-142	06/82	173.0	167.4	167.4	-3.0	0
Other bras, including long line		2342-15	06/82	131.7	(³)	(³)	(³)	(³)
Secondary products and miscellaneous receipts		2342-SM						
Secondary products		2342-S	06/82	126.2	(³)	137.0	0	(³)
Hats, caps, and millinery	235		06/85	147.0	147.3	147.3	.6	0
Hats, caps, and millinery	2353		12/90	127.2	127.5	127.5	.6	0
Primary products		2353-P	12/90	129.0	129.4	129.4	.7	0
Millinery		2353-1	12/90	114.9	115.1	115.0	(³)	-.1
Hat and hat bodies, except cloth and millinery		2353-2	12/90	131.2	130.6	130.6	1.2	0
Cloth hats and caps		2353-3	12/90	131.6	132.4	132.3	.5	-.1
Secondary products and miscellaneous receipts		2353-SM						
Miscellaneous receipts		2353-M	12/90	100.3	100.3	100.3	(³)	0
Secondary products		2353-S	12/90	131.9	131.9	(³)	(³)	(³)
Girls', children's, and infants' outerwear	236		12/84	124.2	124.9	124.3	0	-.5
Girls', children's, and infants' dresses, blouses, and shirts	2361		12/84	124.6	126.4	125.0	.7	-1.1
Primary products		2361-P	12/84	121.5	123.7	122.0	.8	-1.4

See footnotes at end of table.

Table 5. Producer price indexes for the net output of selected industries and their products, not seasonally adjusted
—Continued

Industry and product ¹	Industry code	Product code	Index base	Index			Percent change to Oct. 2003 from:	
				June 2003 ²	Sep. 2003 ²	Oct. 2003 ²	Oct. 2002	Sep. 2003
Girls', children's, and infants' dresses, blouses, and shirts—Continued								
Girls', children's, and infant's knit blouses and shirts		2361-3	12/97	99.3	98.6	98.6	0.6	0.0
Girl's, children's, and infant's dresses		2361-5	12/84	128.5	128.4	128.4	-.2	0
Secondary products and miscellaneous receipts		2361-SM						
Secondary products		2361-S	12/84	146.3	146.3	146.3	-.1	0
Girls', children's, & infants' outerwear, n.e.c.	2369		12/84	123.2	123.0	123.0	-.6	0
Primary products		2369-P	12/84	124.6	124.5	124.5	-.3	0
Outerwear, n.e.c., except contract work		2369-3	12/84	124.7	124.7	124.7	-.2	0
Play Garments		2369-343	12/97	115.4	115.4	115.4	-.3	0
Secondary products and miscellaneous receipts		2369-SM						
Secondary products		2369-S	12/84	117.0	115.7	(³)	(³)	(³)
Girls', children's, and infants' dresses, blouses, & shirts		2361-S	12/84	113.8	(³)	(³)	(³)	(³)
Fur goods	237		12/83	142.3	142.3	142.3	-5.7	0
Fur goods	2371		12/83	142.3	142.3	142.3	-5.7	0
Primary products		2371-P	12/83	145.3	145.3	145.3	-6.0	0
Fur coats, capes, jackets, neck pieces, fur linings, and all other fur garments .		2371-1	12/83	145.3	145.3	145.3	-6.0	0
Secondary products and miscellaneous receipts		2371-SM						
Miscellaneous apparel and accessories	238		06/85	133.0	133.2	133.3	.2	.1
Fabric dress and work gloves	2381		06/85	134.6	134.8	134.8	.4	0
Primary products		2381-P	06/85	131.3	131.5	131.5	.6	0
Work gloves and mittens		2381-2	06/85	131.5	131.6	131.6	.5	0
All fabric		2381-211	06/85	132.9	133.0	133.0	.7	0
Single canton flannel		2381-21122	06/85	137.1	137.1	137.1	3.4	0
Double canton flannel		2381-21124	06/85	135.5	135.5	135.5	.8	0
Fleeced cotton jersey		2381-21132	06/85	118.4	118.7	118.7	-1.4	0
Other fabric		2381-21147	06/85	140.0	140.3	140.3	.2	0
Secondary products and miscellaneous receipts		2381-SM						
Secondary products		2381-S	06/85	164.4	164.4	164.4	.4	0
Robes and dressing gowns, except children's	2384		06/85	129.7	129.7	129.7	0	0
Primary products		2384-P	06/85	126.3	126.3	126.3	0	0
Women's, misses', and juniors' robes and dressing gowns		2384-2	06/85	125.7	125.7	125.7	0	0
Secondary products and miscellaneous receipts		2384-SM						
Secondary products		2384-S	06/85	144.1	144.1	(³)	(³)	(³)
Waterproof outer garments	2385		06/85	132.8	132.7	132.7	-.6	0
Primary products		2385-P	06/85	138.0	137.8	137.8	-.7	0
Raincoats and other waterproof outer garments		2385-1	06/85	138.4	138.2	138.2	-.7	0
Secondary products and miscellaneous receipts		2385-SM						
Miscellaneous receipts		2385-M	06/91	85.4	85.4	85.4	0	0
Resales		2385-Z89	06/91	85.4	85.4	85.4	0	0
Secondary products		2385-S	06/85	121.7	121.7	121.7	0	0
Leather and sheep lined clothing	2386		12/85	127.3	127.0	127.4	.6	.3
Primary products		2386-P	12/85	125.4	125.1	125.5	.6	.3
Leather and sheep lined clothing		2386-1	12/85	127.8	127.5	128.0	.6	.4
Men's and boys leather coats and jackets		2386-115	12/85	139.3	138.7	139.3	0	.4
All other leather clothing and sheep lined clothing, including children's		2386-199	12/85	113.1	113.0	113.3	1.2	.3
Secondary products and miscellaneous receipts		2386-SM						
Miscellaneous receipts		2386-M	12/99	100.0	100.0	(³)	(³)	(³)
Secondary products		2386-S	11/89	120.7	(³)	120.7	1.8	(³)
Apparel belts	2387		06/85	135.0	135.0	135.0	.3	0
Primary products		2387-P	06/85	132.6	132.6	132.6	.2	0
Leather belts		2387-1	06/85	145.4	145.4	145.4	.1	0
Belts other than leather		2387-2	12/02	100.3	100.3	100.3	(³)	0
Secondary products and miscellaneous receipts		2387-SM						
Miscellaneous receipts		2387-M	06/92	102.0	102.0	102.0	(³)	0
Secondary products		2387-S	06/85	156.5	156.5	156.5	(³)	0
Apparel and accessories, n.e.c.	2389		12/85	133.1	134.0	134.4	.2	.3
Primary products		2389-P	12/85	125.6	126.0	126.5	-.6	.4
Apparel and accessories, n.e.c.		2389-1	12/85	125.6	126.0	126.5	-.6	.4
Academic caps and gowns and costumes, including theatrical		2389-191	12/85	126.6	127.5	127.5	.8	0
Ecclesiastical vestments, special garments for fraternal orders, except tailored clothing		2389-198	12/85	113.9	113.9	114.9	-1.5	.9
Secondary products and miscellaneous receipts		2389-SM						
Secondary products		2389-S	12/85	158.2	158.2	158.2	3.7	0
Miscellaneous fabricated textile products	239		12/84	131.2	131.2	131.1	.1	-.1
Curtains and draperies	2391		06/84	152.4	153.4	153.4	.3	0

See footnotes at end of table.

Table 5. Producer price indexes for the net output of selected industries and their products, not seasonally adjusted
—Continued

Industry and product ¹	Industry code	Product code	Index base	Index			Percent change to Oct. 2003 from:	
				June 2003 ²	Sep. 2003 ²	Oct. 2003 ²	Oct. 2002	Sep. 2003
Curtains and draperies—Continued								
Primary products		2391-P	06/84	144.4	145.6	145.6	0.3	0.0
Curtains and draperies, woven		2391-11	06/98	105.5	106.5	106.4	.3	-.1
Curtains, except lace		2391-111	06/84	133.0	136.1	136.0	.1	-.1
Wholly or chiefly cotton fabrics		2391-11112	06/84	175.4	188.6	188.2	7.5	-.2
All other materials		2391-11114	06/89	107.6	107.6	107.6	-3.2	0
Draperies		2391-121	06/84	155.2	155.2	155.2	.5	0
Wholly or chiefly cotton fabrics		2391-12111	06/84	149.5	149.5	149.5	2.8	0
Rayon and/or acetate fabrics		2391-12112	06/84	128.1	(³)	128.1	0	(³)
All other materials		2391-12113	12/84	152.7	152.7	152.7	0	0
Curtains and draperies, knit		2391-13	06/98	100.3	100.3	100.3	0	0
Secondary products and miscellaneous receipts		2391-SM						
Secondary products		2391-S	06/84	160.4	160.4	160.4	-.1	0
House furnishings, n.e.c.	2392		06/83	116.5	116.5	116.5	.1	0
Primary products		2392-P	06/83	113.2	113.2	113.2	0	0
Bedspreads and bedsets		2392-A	06/83	115.5	115.5	115.5	0	0
Sheets and pillowcases		2392-2	06/83	106.0	106.0	106.0	0	0
Towels and washcloths		2392-3	06/83	105.5	105.5	105.5	-.6	0
Other house furnishings		2392-4	06/83	117.4	117.3	117.4	.3	.1
Quilted products, including comforters, quilts, mattress protectors and other qu		2392-423	06/83	77.9	77.9	77.9	.6	0
Other household furnishings (including shower bath curtains, table linen, slipco		2392-424	12/97	100.3	100.3	100.3	-.1	0
Bed pillows, fancy pillows and cushions		2392-451	03/96	127.8	127.8	127.8	.2	0
Mops and dusters (including dry mops and dusters, wet mops and sponge mops)		2392-477	06/83	154.4	154.4	154.4	0	0
Secondary products and miscellaneous receipts		2392-SM						
Miscellaneous receipts		2392-M	06/83	133.1	133.1	133.9	.6	.6
Resales		2392-Z89	06/83	132.4	132.4	134.4	1.5	1.5
Secondary products		2392-S	06/83	145.4	145.4	145.4	0	0
Textile bags	2393		12/85	138.5	137.8	138.1	.4	.2
Primary products		2393-P	12/85	132.4	131.7	132.1	.4	.3
Duffle bags and knapsacks, all material		2393-A	12/02	98.7	98.8	98.8	(³)	0
All other textile bags		2393-2	12/85	138.8	137.8	138.3	.7	.4
Secondary products and miscellaneous receipts		2393-SM						
Miscellaneous receipts		2393-M	12/02	102.9	(³)	(³)	(³)	(³)
Secondary products		2393-S	12/85	176.9	176.9	176.9	(³)	0
Canvas and related products	2394		12/85	205.0	203.1	204.1	.5	.5
Primary products		2394-P	12/85	209.4	206.9	208.2	.4	.6
Canvas and related products		2394-1	06/03	100.0	98.8	99.4	(³)	.6
Secondary products and miscellaneous receipts		2394-SM						
Miscellaneous receipts		2394-M	06/03	100.0	100.0	100.0	(³)	0
Secondary products		2394-S	12/85	(³)	172.0	170.3	(³)	-1.0
Pleating and Stitching	2395		12/85	144.7	145.5	145.0	.2	-.3
Primary products		2395-P	12/85	141.2	141.8	141.4	.1	-.3
Embroideries (except Schiffli machine products)		2395-1	12/85	146.1	146.6	146.4	.5	-.1
Receipts for commission work on materials owned by others		2395-9	12/85	137.3	139.0	136.7	-2.0	-1.7
Secondary products and miscellaneous receipts		2395-SM						
Miscellaneous receipts		2395-M	12/02	99.9	(³)	101.4	(³)	(³)
Miscellaneous receipts		2395-MM	12/02	99.9	(³)	101.4	(³)	(³)
Secondary products		2395-S	12/85	174.8	(³)	(³)	(³)	(³)
Automotive trimmings, apparel findings, and related products	2396		12/83	124.4	124.5	124.3	-.5	-.2
Primary products		2396-P	12/83	125.1	125.2	125.0	-.7	-.2
Automotive trimmings		2396-2	12/83	117.0	116.9	116.6	-1.9	-.3
Other trimmings and findings		2396-3	12/83	139.4	139.9	139.7	(³)	-.1
Printing and stamping on apparel, apparel accessories, and art goods		2396-4	06/90	123.3	123.6	123.6	.7	0
Secondary products and miscellaneous receipts		2396-SM						
Miscellaneous receipts		2396-M	12/02	101.3	101.6	102.0	(³)	.4
Secondary products		2396-S	12/83	87.5	87.5	87.5	(³)	0
Schiffli machine embroideries	2397		06/85	(³)	144.1	144.1	0	0
Primary products		2397-P	06/85	(³)	143.8	143.8	0	0
Schiffli machine embroideries		2397-1	06/85	(³)	143.8	143.8	0	0
Secondary products and miscellaneous receipts		2397-SM						
Secondary products		2397-S	06/03	100.0	100.0	100.0	(³)	0
Fabricated textile products, n.e.c.	2399		12/85	115.6	115.4	115.0	.7	-.3
Primary products		2399-P	12/85	115.0	114.7	114.3	.8	-.3
Fabricated textile products, n.e.c.		2399-1	12/85	115.0	114.7	114.3	(³)	-.3
Secondary products and miscellaneous receipts		2399-SM						
Miscellaneous receipts		2399-M	12/85	117.2	117.2	117.2	.3	0
Secondary products		2399-S	12/85	118.6	119.7	120.4	2.1	.6

See footnotes at end of table.

Table 5. Producer price indexes for the net output of selected industries and their products, not seasonally adjusted
—Continued

Industry and product ¹	Industry code	Product code	Index base	Index			Percent change to Oct. 2003 from:	
				June 2003 ²	Sep. 2003 ²	Oct. 2003 ²	Oct. 2002	Sep. 2003
Lumber and wood products, except furniture	24		12/84	157.2	166.8	167.4	8.3	0.4
Logging camps and logging contractors	241		12/81	169.2	170.8	172.6	4.7	1.1
Logging camps and logging contractors	2411		12/81	169.3	170.9	172.7	4.7	1.1
Primary products		2411-P	12/81	175.7	177.4	179.5	5.2	1.2
Softwood logs, bolts, and timber		2411-1	12/81	198.3	201.6	204.2	-2.1	1.3
Douglas fir		2411-117	12/81	203.7	210.2	214.4	1.3	2.0
Sawlogs and bolts		2411-11744	12/81	197.3	203.6	207.6	1.3	2.0
Softwood, except Douglas fir		2411-13	12/81	189.8	191.3	193.0	-4.1	.9
Southern yellow pine		2411-131	12/81	105.7	106.3	107.3	-.4	.9
Hemlock		2411-135	12/81	117.1	117.2	119.5	-11.5	2.0
Other softwood log species, n.e.c.		2411-139	12/94	103.1	105.1	105.1	-2.0	0
Hardwood logs, bolts, and timber		2411-2	12/81	118.6	120.1	118.2	8.2	-1.6
Other hardwood log species, n.e.c.		2411-221	12/81	103.0	104.3	102.6	8.2	-1.6
Pulpwood		2411-3	12/81	85.0	90.7	94.3	22.9	4.0
Softwood		2411-31115	12/81	80.4	83.5	86.9	17.3	4.1
Hardwood		2411-32227	12/81	89.2	102.0	105.6	38.8	3.5
Other products		2411-4	06/82	101.9	103.3	104.1	4.0	.8
Wood poles, piles, and posts		2411-413	12/94	124.7	(³)	128.1	2.9	(³)
Wood chips produced in the field		2411-416	12/94	101.3	103.6	103.7	5.1	.1
Contract logging		2411-9	12/81	125.6	123.7	124.5	10.1	.6
Contract logging		2411-911	12/81	125.6	123.7	124.5	10.1	.6
Secondary products and miscellaneous receipts		2411-SM						
Sawmills and planing mills	242		12/84	145.5	154.8	152.2	6.1	-1.7
Sawmills and planing mills	2421		12/80	138.4	148.2	145.2	5.9	-2.0
Primary products		2421-P	12/80	142.4	153.3	149.9	6.2	-2.2
Hardwood lumber, rough and dressed, except siding		2421-1	12/80	195.1	197.3	196.4	7.2	-.5
Hardwood rough lumber		2421-12	12/80	194.3	196.2	195.2	7.4	-.5
Oak		2421-121	12/80	215.4	217.8	221.0	10.7	1.5
Red, no. 1 common		2421-12111	12/80	245.2	245.5	247.2	7.8	.7
White		2421-12112	12/80	164.6	166.6	169.6	12.3	1.8
Other Red Oak		2421-12119	12/80	228.7	234.3	239.3	12.9	2.1
Poplar		2421-122	12/80	126.5	125.3	125.6	1.0	.2
Maple, gum, & ash rough		2421-124	06/95	127.1	127.8	121.2	.8	-5.2
Other hardwoods rough		2421-125	06/95	132.0	136.2	137.2	16.4	.7
Hardwood, dressed lumber, including ceiling, framing, and matched and shiplapped lumber		2421-13	12/80	203.1	206.5	206.2	6.6	-.1
Oak		2421-131	08/85	186.7	194.8	196.2	9.5	.7
Other hardwood species		2421-139	12/80	179.6	178.3	176.4	3.8	-1.1
Softwood lumber, rough and dressed, except siding		2421-2	12/80	143.1	160.6	155.1	7.0	-3.4
Softwood lumber, rough and dressed, Eastern species, except siding		2421-3	12/80	135.7	149.0	142.9	9.3	-4.1
Rough softwood lumber, Eastern species		2421-31	12/80	130.2	130.2	130.2	.2	0
Lumber and timbers over 2 inches in nominal thickness		2421-313	12/80	142.6	(³)	(³)	(³)	(³)
Dressed softwood lumber, Eastern species		2421-32	12/80	137.4	157.9	148.5	14.3	-6.0
Boards - lumber less than 2 inches in nominal thickness		2421-321	12/80	164.4	157.7	157.8	-.9	.1
Southern Pine		2421-3211	12/80	161.3	153.8	153.9	-2.5	.1
Boards, no. 2		2421-32113	12/80	191.0	171.2	175.1	-8.1	2.3
Other Southern Pine Boards		2421-32119	12/80	157.0	172.4	164.9	9.2	-4.4
Light framing lumber 2 inch nominal thickness only		2421-322	12/80	122.9	156.9	141.6	21.1	-9.8
Southern Pine		2421-3221	12/80	124.2	158.5	143.1	21.2	-9.7
Dimension, no. 1		2421-32211	12/80	116.8	144.2	137.1	27.8	-4.9
Dimension no. 2		2421-32212	12/80	133.9	168.3	153.3	22.2	-8.9
Other 2 inch Southern Pine lumber		2421-32219	12/80	118.5	151.1	135.3	23.0	-10.5
Lumber and timbers over 2 inch nominal thickness, Eastern species		2421-323	12/80	150.6	147.4	153.6	18.2	4.2
Softwood lumber, rough and dressed, Western species		2421-4	12/80	145.0	165.4	160.4	5.2	-3.0
Rough softwood lumber, Western species		2421-41	12/80	146.9	162.3	166.5	0	2.6
Boards - lumber less than 2 inches in nominal thickness		2421-411	12/80	162.6	171.9	176.6	-10.9	2.7
Light framing lumber 2 inch nominal thickness only		2421-412	12/80	120.1	136.6	140.0	11.1	2.5
Dressed softwood lumber, Western species		2421-42	12/80	144.8	167.1	158.8	7.4	-5.0
Boards-lumber less than 2 inch nominal thickness		2421-421	12/80	154.2	165.9	170.4	1.7	2.7
Douglas Fir		2421-4211	12/80	130.7	136.2	(³)	(³)	(³)
Ponderosa Pine		2421-4212	12/80	163.4	187.7	191.0	.3	1.8
No. 3 boards		2421-42121	12/80	86.7	100.8	105.4	-9.9	4.6
Other boards		2421-42129	12/80	199.0	227.1	224.6	0	-1.1
Redwood and Western Red Cedar		2421-4216	12/86	233.4	231.6	229.8	-2.5	-.8
Other boards, Western dressed softwood		2421-4219	12/80	173.3	193.7	208.6	7.3	7.7
Lumber of 2 inches nominal thickness only		2421-422	12/80	132.9	162.2	148.4	12.3	-8.5
Douglas Fir		2421-4221	12/80	128.0	155.7	142.7	9.2	-8.3
Utility 2x4 green		2421-42213	12/80	(³)	(³)	(³)	(³)	(³)
Standard and better		2421-42214	12/80	151.3	183.6	168.0	13.3	-8.5
Other 2 inch Douglas Fir lumber		2421-42219	12/80	159.5	217.3	188.0	9.5	-13.5
White Fir		2421-4224	12/80	140.4	177.1	152.8	13.8	-13.7
Standard and better		2421-42241	12/80	146.7	182.0	156.4	14.6	-14.1
Other 2 inch White Fir lumber		2421-42249	12/80	129.1	167.9	146.0	12.2	-13.0

See footnotes at end of table.

Table 5. Producer price indexes for the net output of selected industries and their products, not seasonally adjusted
—Continued

Industry and product ¹	Industry code	Product code	Index base	Index			Percent change to Oct. 2003 from:	
				June 2003 ²	Sep. 2003 ²	Oct. 2003 ²	Oct. 2002	Sep. 2003
Sawmills and planing mills—Continued								
Western Hemlock		2421-4225	12/80	122.1	159.4	141.3	16.4	-11.4
Dimension, std. and btr		2421-42251	12/80	106.9	(³)	134.0	23.4	(³)
Other 2 inch Western Hemlock lumber		2421-42259	12/80	144.9	178.4	150.9	7.7	-15.4
Redwood 2 inch lumber		2421-4226	12/80	233.1	227.9	229.1	10.5	.5
Other Western softwood 2 inch lumber		2421-4229	12/80	163.7	215.1	179.6	11.3	-16.5
Lumber and timbers, over 2 inch nominal thickness		2421-423	12/80	198.4	202.9	195.8	-1.1	-3.5
Douglas Fir		2421-4231	12/80	149.7	153.1	147.7	-1.2	-3.5
Wood chips		2421-5	12/80	81.1	81.9	81.9	2.5	0
Short tons		2421-577	12/80	97.2	97.2	(³)	(³)	(³)
Standard units		2421-578	12/80	62.3	64.5	64.5	6.6	0
Softwood cut stock		2421-7	12/80	158.7	160.6	160.5	.9	-1
Furniture cut stock		2421-711	04/91	149.4	151.3	151.1	.9	-1
Softwood flooring, siding and other sawmill and planing mill products		2421-8	12/80	161.9	163.2	163.2	2.6	0
Railway cross-ties and mine ties		2421-817	12/80	173.3	178.5	178.5	6.6	0
Other sawmill/planing mill products		2421-819	06/95	107.7	107.7	107.7	2.3	0
Contract/custom work		2421-9	12/80	154.6	(³)	(³)	(³)	(³)
Contract drying, planing, resawing or other manufacturing of lumber owned by others		2421-951	12/86	139.7	(³)	(³)	(³)	(³)
Secondary products and miscellaneous receipts		2421-SM						
Secondary products		2421-S	12/80	112.8	116.2	119.2	10.8	2.6
Logging camps/contractors		2411-S	12/80	83.6	83.6	88.1	12.1	5.4
Other secondary products		2421-SSS	12/80	141.4	148.0	149.8	10.1	1.2
Hardwood dimension and flooring	2426		06/84	165.9	169.2	170.6	7.4	.8
Primary products		2426-P	06/84	167.3	171.2	172.8	8.5	.9
Hardwood flooring		2426-1	06/84	158.0	165.3	168.7	18.2	2.1
Oak		2426-11	06/91	155.1	(³)	167.8	19.9	(³)
Oak flooring (3/4 in. 1/2 in. 3/8, T, G, EM, 5/16 in.)		2426-111	06/84	152.6	(³)	168.0	24.8	(³)
Maple flooring, including strip, block and parquet		2426-131	06/84	115.8	115.6	115.1	-1	-4
Hardwood dimension stock for furniture and industrial uses		2426-2	06/84	163.4	163.5	163.5	.5	0
Furniture dimension stock		2426-22	06/91	127.3	128.0	128.0	1.0	0
Rough		2426-223	06/84	138.4	138.4	138.4	-1.9	0
Semifabricated		2426-227	06/84	142.8	142.8	142.8	-1.7	0
Completely fabricated ready for assembly, incl furniture parts, ex frames for household furn		2426-229	06/84	177.5	179.5	179.5	3.7	0
Industrial dimension stock		2426-28						
Wood frames for household furniture		2426-6	06/84	166.7	168.4	168.4	1.7	0
For seating		2426-611	06/96	105.0	105.0	105.0	-1	0
Other use		2426-613	06/96	142.3	148.2	(³)	(³)	(³)
Secondary products and miscellaneous receipts		2426-SM						
Secondary products		2426-S	06/84	141.2	141.2	141.2	.2	0
Special product sawmills, n.e.c.	2429		12/85	222.8	222.8	222.8	-3	0
Primary products		2429-P	12/85	221.8	221.8	221.8	-4	0
Shingles, shakes, cooperage stock and excelsior		2429-1	12/85	221.8	221.8	221.8	-4	0
Red cedar shingles and shakes		2429-111	12/85	(³)	(³)	(³)	(³)	(³)
Slack & tight cooperage stock (staves & headings)		2429-117	06/94	103.1	103.1	103.1	-6	0
Millwork, veneer, plywood, and structural wood members	243		12/84	155.6	167.0	168.8	9.0	1.1
Millwork	2431		06/83	165.5	166.5	166.6	.1	.1
Primary products		2431-P	06/83	165.7	166.5	166.7	.2	.1
Wood window units		2431-1	06/83	172.0	172.0	172.1	1.6	.1
Double hung		2431-133	06/83	173.7	173.7	173.9	1.5	.1
Casement		2431-137	06/83	180.3	180.3	180.3	1.7	0
All other, including single hung and skylights		2431-145	06/83	105.6	105.6	105.6	1.2	0
Wood sash, incl. comb. screen and storm sash, and window screens, excl. window units		2431-2	06/83	171.5	173.1	175.4	-5.7	1.3
Wood window and door frames and door frames shipped in door units		2431-3	06/83	122.7	132.5	132.5	-4.4	0
Wood doors, int. and ext., incl. those with glazed sections and in door units		2431-4	06/83	164.3	164.3	164.3	0	0
Panel type, including french doors		2431-41	06/88	157.8	157.8	157.8	0	0
Flush type doors, hollow core		2431-43	06/88	126.4	126.4	126.4	0	0
Flush type doors, solid core		2431-44	06/88	164.5	164.6	164.6	-1	0
Other wood doors, incl. garage, screen, storm, combination, and louver		2431-5	06/83	169.3	169.3	169.3	1.3	0
Wood moldings (standard) except prefinished moldings made from purchased moldings		2431-6	06/83	154.3	156.5	157.0	-2.4	.3
Other millwork products including stairwork and exterior millwork		2431-8	06/83	189.0	189.1	189.2	1.4	.1
Secondary products and miscellaneous receipts		2431-SM						
Miscellaneous receipts		2431-M	06/83	170.0	170.0	170.0	-3	0
Resales		2431-Z89	06/83	174.5	174.5	174.5	.1	0
Secondary products		2431-S	06/83	155.4	160.1	159.9	-6	-1
Wood kitchen cabinets	2434		06/84	168.3	168.3	168.4	2.2	.1
Primary products		2434-P	06/84	168.4	168.4	168.6	2.2	.1
Wood kitchen cabinets and cabinetwork, stock line		2434-1	06/84	172.2	172.2	172.2	1.2	0
Wood kitchen cabinets and cabinetwork, custom		2434-2	06/84	166.0	166.0	166.4	4.4	.2

See footnotes at end of table.

Table 5. Producer price indexes for the net output of selected industries and their products, not seasonally adjusted
—Continued

Industry and product ¹	Industry code	Product code	Index base	Index			Percent change to Oct. 2003 from:	
				June 2003 ²	Sep. 2003 ²	Oct. 2003 ²	Oct. 2002	Sep. 2003
Wood kitchen cabinets—Continued								
Vanities and other cabinetwork		2434-3	06/84	163.3	163.3	163.4	1.2	0.1
Secondary products and miscellaneous receipts		2434-SM						
Miscellaneous receipts		2434-M	12/89	126.2	126.2	126.2	0	0
Resales		2434-Z89	12/97	95.7	95.7	95.7	0	0
Secondary products		2434-S	06/84	179.2	179.2	179.2	3.9	0
Millwork		2431-S	06/84	167.2	167.2	167.2	3.9	0
Other secondary products		2434-SSS	12/97	108.5	108.5	108.5	.7	0
Hardwood veneer and plywood	2435		06/85	138.5	137.9	138.0	-2.5	.1
Primary products		2435-P	06/85	141.8	141.2	141.2	-2.7	0
Hardwood plywood		2435-1	06/85	139.4	138.2	138.6	-3.3	.3
Veneer core-type II moisture resistant		2435-102	06/96	100.2	100.3	100.3	-2.3	0
Other veneer core (type I & III)		2435-104	06/96	93.8	88.0	90.9	-10.0	3.3
Board Core		2435-105	06/96	102.5	101.1	101.1	-3.1	0
Hardwood plywood type products		2435-3	06/85	152.0	153.3	153.3	.9	0
Hardwood veneered panels		2435-331	06/85	152.2	153.7	(³)	(³)	(³)
Other hardwood plywood type products, including cellular panels, curved and mold		2435-398	06/85	155.1	157.5	157.5	1.5	0
Hardwood veneer, not reinforced or backed		2435-4	06/85	129.8	129.6	129.3	-2.7	-2
Maple		2435-417	06/91	169.9	169.9	169.9	-1.9	0
Oak		2435-419	06/85	122.5	121.4	121.1	-5.2	-2
Other hardwoods (domestic and imported)		2435-429	06/85	130.8	130.8	130.8	-.8	0
Secondary products and miscellaneous receipts		2435-SM						
Secondary products		2435-S	06/91	118.3	118.3	118.3	-1.3	0
Softwood plywood	2436		12/80	131.4	192.0	202.3	57.6	5.4
Primary products		2436-P	12/80	132.3	200.0	215.2	65.5	7.6
Specialty softwood plywood		2436-3	12/80	144.7	151.6	159.1	8.2	4.9
Other plywood specialties, including softwood plywood type products		2436-31	06/95	92.0	101.3	109.0	18.1	7.6
Softwood veneer		2436-4	12/80	123.1	136.8	159.0	29.5	16.2
Softwood plywood sheathing		2436-5	12/80	132.4	223.1	239.4	85.6	7.3
Western, Inland & other Non-southern sheathing		2436-51	12/80	131.2	216.7	228.7	74.8	5.5
Western, Inland & Non-southern interior sheathing		2436-511	12/80	132.2	221.3	232.1	77.9	4.9
Southern sheathing		2436-52	06/95	98.1	168.6	183.9	96.9	9.1
Southern interior sheathing		2436-521	12/80	119.3	205.0	223.6	97.0	9.1
Southern CDX, interior		2436-5211	12/80	136.3	230.9	260.7	98.6	12.9
Other Southern, interior		2436-5212	06/95	100.7	177.1	183.1	94.4	3.4
Sanded softwood plywood		2436-6	12/80	134.8	192.0	201.1	51.9	4.7
Western, Inland & Non-southern sanded		2436-61	06/95	94.2	115.2	125.6	30.7	9.0
Western, Inland & Non-southern sanded, exterior		2436-611	12/80	145.2	177.6	194.5	31.2	9.5
Western, Inland & Non-southern A-C, exterior		2436-6111	06/95	94.6	115.7	126.8	31.3	9.6
Western, Inland & Non-southern sanded, interior		2436-612	06/95	86.1	(³)	(³)	(³)	(³)
Southern sanded		2436-62	06/95	80.3	(³)	134.4	78.2	(³)
Southern sanded, exterior		2436-622	12/80	130.1	(³)	201.4	66.2	(³)
Secondary products and miscellaneous receipts		2436-SM						
Secondary products		2436-S	12/80	111.7	134.0	118.8	14.2	-11.3
Sawmill & planing mills		2421-S	06/95	73.3	87.9	78.0	14.2	-11.3
Structural wood members, n.e.c.	2439		06/81	157.9	166.5	166.6	6.0	.1
Primary products		2439-P	06/81	157.5	167.0	167.0	6.6	0
Glued laminated lumber		2439-131	06/81	129.2	126.6	125.3	-1.3	-1.0
Roof trusses		2439-151	06/81	158.2	170.4	169.5	7.6	-.5
Other fabricated structural wood products		2439-198	06/81	200.0	209.6	212.1	6.8	1.2
Floor trusses, incl I-beam floor joists		2439-19815	06/81	209.1	220.4	219.7	5.2	-.3
Other fabricated structural wood products, except floor trusses		2439-19825	06/81	187.7	194.5	203.1	10.2	4.4
Secondary products and miscellaneous receipts		2439-SM						
Miscellaneous receipts		2439-M						
Resales		2439-Z89	12/93	90.0	90.7	91.2	.9	.6
Wood containers	244		06/85	158.0	158.6	159.4	2.6	.5
Nailed wood boxes and shook	2441		06/85	141.2	143.5	144.6	4.3	.8
Primary products		2441-P	06/85	134.6	136.7	137.8	4.5	.8
Nailed or lock-corner wooden boxes		2441-1	06/85	127.3	130.2	132.2	5.0	1.5
Made from lumber for industrial and other uses		2441-151	06/85	133.7	138.0	139.1	5.2	.8
Made from veneer and plywood for fruits, vegetables, and industrial and other uses		2441-165	06/85	140.7	143.1	148.1	6.8	3.5
Secondary products and miscellaneous receipts		2441-SM						
Secondary products		2441-S	06/85	134.5	136.9	136.9	2.4	0
Wood pallets and skids	2448		06/85	159.1	159.5	160.6	2.7	.7
Primary products		2448-P	06/85	154.3	154.6	155.7	2.8	.7
Pallets, wooden, flat		2448-162	06/85	158.4	158.8	160.0	3.0	.8
Wooden skids		2448-165	06/85	127.9	127.9	127.9	0	0
Secondary products and miscellaneous receipts		2448-SM						
Secondary products		2448-S	06/85	198.3	200.2	202.4	2.6	1.1

See footnotes at end of table.

Table 5. Producer price indexes for the net output of selected industries and their products, not seasonally adjusted
—Continued

Industry and product ¹	Industry code	Product code	Index base	Index			Percent change to Oct. 2003 from:	
				June 2003 ²	Sep. 2003 ²	Oct. 2003 ²	Oct. 2002	Sep. 2003
Wood containers, n.e.c.	2449		12/85	176.9	176.4	175.0	1.0	-0.8
Primary products		2449-P	12/85	174.1	173.7	172.3	.9	-.8
Wirebound boxes made from lumber, veneer, and plywood		2449-1	12/85	160.0	158.6	158.6	1.2	0
Made from veneer and plywood		2449-112	12/85	153.1	153.0	153.0	.8	0
For fruits and vegetables		2449-11211	12/85	136.2	136.2	136.2	0	0
Veneer and plywood containers, except boxes and crates		2449-3	12/85	223.0	223.5	223.5	3.1	0
Containers incl. pails, drums, tubs, fruit and vegetable baskets, and hampers, etc.		2449-312	12/85	223.0	223.5	223.5	3.1	0
Slack and tight cooperage		2449-5	12/85	177.8	177.8	175.0	.2	-1.6
Tight cooperage(hogsheads, barrels, & kegs for bourbon and other whiskey)		2449-513	12/85	177.5	(³)	(³)	(³)	(³)
Wood buildings and mobile homes	245		12/84	175.3	177.7	178.6	3.3	.5
Mobile homes	2451		06/81	175.1	177.6	178.6	3.2	.6
Primary products		2451-P	06/81	175.1	177.6	178.6	3.2	.6
Mobile homes, residential		2451-1	06/81	177.2	179.8	180.8	3.2	.6
Single section		2451-13	06/81	177.4	179.4	182.4	3.8	1.7
14ft and over		2451-1344	06/81	193.6	195.4	199.4	4.1	2.0
Multi-section		2451-14	06/81	184.4	187.4	187.0	2.7	-.2
Doublewide		2451-141	06/81	184.3	187.4	186.9	2.8	-.3
Prefabricated wood buildings and components	2452		12/84	193.8	196.1	196.7	3.6	.3
Primary products		2452-P	12/84	190.9	193.3	193.9	3.6	.3
Components not sold as complete units		2452-1	12/89	180.1	196.1	193.2	14.9	-1.5
Precut packages sold as complete units (residential and nonresidential)		2452-2	12/84	228.4	228.4	228.4	2.5	0
Panelized buildings sold as complete units		2452-3	12/84	177.4	179.7	182.4	3.1	1.5
Modular buildings shipped with floors and walls, and usually ceilings and roofs		2452-4	12/84	168.7	169.9	170.4	2.8	.3
Residential		2452-444	12/84	167.0	168.3	169.1	3.7	.5
Nonresidential, including motels and hotels		2452-447	12/84	171.9	172.6	172.6	.5	0
Secondary products and miscellaneous receipts		2452-SM						
Miscellaneous receipts		2452-M	06/98	114.5	114.5	(³)	(³)	(³)
Contract work and other miscellaneous receipts		2452-XY9	06/98	113.4	(³)	(³)	(³)	(³)
Secondary products		2452-S	08/92	185.9	187.2	(³)	(³)	(³)
Miscellaneous wood products	249		12/84	152.0	172.1	173.5	20.3	.8
Wood preserving	2491		06/85	149.7	163.9	158.2	9.8	-3.5
Primary products		2491-P	06/85	148.5	164.4	158.2	10.4	-3.8
Wood poles, piles and posts owned and treated by the same establishment		2491-2	06/85	176.1	175.0	175.1	-.9	.1
Other wood products owned and treated by the same establishment		2491-3	06/85	137.4	156.4	149.3	13.4	-4.5
Railway crossties and mine ties, except switch or bridge		2491-311	06/85	178.3	182.5	183.5	6.1	.5
Lumber rough and dressed, not edged, treated		2491-313	06/85	121.9	140.4	132.5	13.8	-5.6
Other wood treated products including plywood, wood fence pickets, paling, rails		2491-319	06/85	162.0	187.6	187.8	19.2	.1
Secondary products and miscellaneous receipts		2491-SM						
Miscellaneous receipts		2491-M	06/85	156.4	146.6	146.6	1.7	0
Resales		2491-Z89	06/85	148.7	139.4	139.4	1.8	0
Secondary products		2491-S	06/85	190.9	193.7	192.6	5.2	-.6
Reconstituted Wood Products	2493		06/91	127.1	163.2	170.0	50.6	4.2
Primary products		2493-P	06/91	128.4	166.4	173.5	53.3	4.3
Particleboard, produced at this location		2493-1	12/82	133.3	141.7	142.0	9.6	.2
Waferboard and oriented strand board		2493-2	12/82	178.6	316.5	339.6	177.5	7.3
Medium density fiberboard		2493-3	06/84	104.2	103.2	104.0	.9	.8
Hardboard products made from hardboard produced at this location		2493-4	06/84	115.9	114.4	120.5	3.9	5.3
Fiberboard		2493-5	12/85	158.3	159.2	(³)	(³)	(³)
Hardboard products made from purchased hardboard		2493-6	09/84	128.1	130.0	129.8	.6	-.2
Prefinished particleboard and medium density fiberboard made from purchased mate		2493-7	06/91	115.4	119.8	118.6	-1.2	-1.0
Secondary products and miscellaneous receipts		2493-SM						
Wood products, n.e.c.	2499		06/84	154.4	155.1	155.0	.3	-.1
Primary products		2499-P	06/84	153.5	154.2	154.1	.4	-.1
Mirror and picture frames		2499-1	06/84	176.2	176.4	176.4	-.3	0
Miscellaneous wood products		2499-4	06/02	100.1	100.8	100.7	.7	-.1
Secondary products and miscellaneous receipts		2499-SM						
Miscellaneous receipts		2499-M	06/84	196.0	196.0	196.0	.1	0
Secondary products		2499-S	06/84	145.5	145.5	145.5	.8	0
Furniture and fixtures	25		12/84	147.5	147.6	147.9	.5	.2
Household furniture	251		12/84	147.0	146.8	147.2	.2	.3
Wood household furniture, except upholstered	2511		12/79	212.4	212.0	213.1	.3	.5
Primary products		2511-P	12/79	217.8	217.4	218.6	.8	.6

See footnotes at end of table.

Table 5. Producer price indexes for the net output of selected industries and their products, not seasonally adjusted
—Continued

Industry and product ¹	Industry code	Product code	Index base	Index			Percent change to Oct. 2003 from:	
				June 2003 ²	Sep. 2003 ²	Oct. 2003 ²	Oct. 2002	Sep. 2003
Wood household furniture, except upholstered—Continued								
Wood living room, library, family room and den furniture		2511-2	12/79	219.1	219.0	221.5	1.2	1.1
Chairs, except dining room (including rockers)		2511-231	12/79	(³)	(³)	(³)	(³)	(³)
Tables, except card and telephone tables		2511-241	12/79	228.3	228.3	229.3	.8	.4
Desks		2511-251	12/79	225.7	(³)	241.8	7.1	(³)
Other nonupholstered living room furniture		2511-298	12/79	189.0	189.1	189.2	.1	.1
All other living room furniture		2511-29899	06/94	120.5	120.5	121.0	.6	.4
Wood dining room and kitchen furniture, except cabinets		2511-3	12/79	243.6	238.9	241.9	-3	1.3
Tables, dining room, 30 x 40 inches and greater		2511-311	12/79	246.6	244.2	248.5	1.0	1.8
Dining room chairs, incl. upholstered and nonupholstered		2511-331	12/79	249.7	245.3	250.0	.2	1.9
Buffets and servers, dining room		2511-351	12/79	287.3	287.3	287.3	0	0
China and corner cabinets, dining room		2511-371	12/79	225.8	210.1	210.1	-5.3	0
Other dining room and kitchen furniture		2511-398	12/79	152.0	152.0	(³)	(³)	(³)
Wood bedroom furniture		2511-5	12/79	217.5	218.4	218.7	1.8	.1
Beds, headboards and footboards		2511-5A	12/79	228.8	230.4	231.2	4.5	.3
Beds, incl. bunk and water beds, excl. crib and headboard beds		2511-511	12/79	238.4	241.4	243.3	2.0	.8
Headboards and headboard sets		2511-513	12/79	221.1	221.6	221.6	6.8	0
Dressers, vanities and dressing tables		2511-521	12/79	214.6	214.9	215.4	1.0	.2
Wardrobes, chiffirobes, armoires, & wardrobe-type cabinets		2511-533	12/79	224.3	224.5	224.5	.5	0
Chests of drawers, including cedar chests		2511-535	12/79	218.7	219.9	219.9	.7	0
Night tables and stands		2511-561	12/79	249.9	251.0	251.0	.8	0
Other nonupholstered bedroom furniture		2511-598	12/79	167.8	167.8	167.8	0	0
Unpainted, unassembled, knock-down, and outdoor furniture		2511-7	12/79	166.5	166.8	166.5	-1.4	-2
Unpainted wood furniture		2511-741	12/79	225.0	227.8	225.0	-1.2	-1.2
Unassembled, knock-down, and outdoor furniture		2511-751	06/87	119.5	119.5	119.5	-1.4	0
Secondary products and miscellaneous receipts		2511-SM						
Miscellaneous receipts		2511-M	12/79	142.5	142.5	142.5	-6.6	0
Resales		2511-Z89	12/79	139.2	139.2	139.2	-6.9	0
Secondary products		2511-S	12/79	189.2	189.2	189.6	.2	.2
Upholstered wood household furniture	2512		06/82	148.9	149.0	149.1	.5	.1
Primary products		2512-P	06/82	151.3	151.4	151.5	.6	.1
Upholstered wood household furniture		2512-1	06/82	151.3	151.4	151.5	.6	.1
Sofas, davenports, settees, and loveseats		2512-112	06/82	150.3	150.1	150.1	.5	0
Chiefly cotton		2512-11232	06/82	156.5	156.5	156.5	.3	0
Chiefly rayon		2512-11233	06/82	159.6	158.9	158.9	-.4	0
Chiefly olefin		2512-11234	06/82	142.6	142.7	142.7	.6	0
Chiefly nylon		2512-11235	06/82	149.8	149.8	149.8	1.5	0
Chiefly polyester		2512-11236	06/82	141.0	141.1	141.1	.8	0
Other fibers and blends, including coated fabric and vinyl		2512-11237	06/82	144.0	143.5	143.5	-.3	0
Chairs, except reclining and rockers		2512-132	06/82	162.6	162.9	163.5	.6	.4
Chiefly cotton		2512-13242	06/82	151.3	151.5	152.5	-.5	.7
Chiefly rayon		2512-13243	06/82	177.6	177.6	177.6	1.8	0
Chiefly olefin		2512-13244	06/82	146.9	147.8	147.7	-1.1	-.1
Other fibers and blends, including coated fabric and vinyl		2512-13245	06/82	176.2	176.2	177.6	1.8	.8
Sectional sofa pieces		2512-141	12/87	158.1	158.3	158.3	.5	0
Rockers, including swivel		2512-145	06/82	122.0	122.0	122.0	.8	0
Reclining chairs		2512-154	06/82	136.9	136.9	136.9	1.2	0
Other upholstered wood household furniture (ottomans, hassocks, etc)		2512-198	06/82	178.9	182.1	182.0	.8	-.1
Secondary products and miscellaneous receipts		2512-SM						
Secondary products		2512-S	06/82	118.9	119.2	119.9	-3.4	.6
Metal household furniture	2514		06/84	134.6	132.7	132.9	-1.1	.2
Primary products		2514-P	06/84	134.8	132.5	132.7	-1.8	.2
Metal household dining, dinette, breakfast & kitchen furniture		2514-1	06/84	143.5	143.5	142.8	-.5	-.5
Metal porch, lawn, outdoor and casual furniture		2514-3	06/84	156.9	151.1	151.4	-2.8	.2
Tubular aluminum		2514-31	06/84	165.2	162.2	162.2	-1.2	0
Cast and wrought iron		2514-32	06/84	131.0	119.3	119.7	-8.6	.3
Other metal porch, lawn, outdoor and casual furniture, including picnic tables		2514-33	06/84	157.7	151.9	153.2	-.5	.9
Other metal household furniture		2514-4	06/84	113.9	113.2	113.5	-1.6	.3
Metal bed frames		2514-437	06/84	121.6	121.6	121.6	.2	0
Other metal household furniture (including upholstered furniture, metal folding		2514-498	06/84	114.0	113.0	113.4	-2.2	.4
Secondary products and miscellaneous receipts		2514-SM						
Secondary products		2514-S	06/84	142.4	143.5	143.7	3.2	.1
Mattresses and bedsprings	2515		06/83	140.0	140.1	140.1	.2	0
Primary products		2515-P	06/83	139.8	139.9	139.9	0	0
Innerspring mattress and foundation sets excl. crib size		2515-A	12/95	103.8	103.9	103.9	.1	0
Twin innerspring mattress and foundation set, excl. crib size		2515-411	12/95	104.1	104.1	104.1	-.1	0
Twin innerspring mattress and spring foundation set		2515-4111	12/95	103.6	103.6	103.6	0	0
Twin innerspring mattress and other foundation set incl. foam and platform		2515-4115	12/95	106.1	106.1	106.1	-.4	0
Full innerspring mattress and foundation sets, excl. crib size		2515-42	12/95	105.7	105.9	105.8	-.5	-.1
Full innerspring mattress and spring foundation set		2515-4211	12/95	105.1	105.2	105.2	-.4	0
Full innerspring mattress and other foundation incl. foam and platform		2515-4222	12/95	108.2	108.2	108.2	-.5	0

See footnotes at end of table.

Table 5. Producer price indexes for the net output of selected industries and their products, not seasonally adjusted
—Continued

Industry and product ¹	Industry code	Product code	Index base	Index			Percent change to Oct. 2003 from:	
				June 2003 ²	Sep. 2003 ²	Oct. 2003 ²	Oct. 2002	Sep. 2003
Mattresses and bedsprings—Continued								
Queen innerspring mattress and foundation sets excl. crib size		2515-43	12/95	103.8	103.8	103.8	0.5	0.0
Queen innerspring mattress and spring foundation set		2515-4311	12/95	103.4	103.4	103.4	.7	0
Queen innerspring mattress and other foundation set incl. foam and platform		2515-4322	12/95	105.3	105.3	105.3	0	0
King innerspring mattress and foundation sets, excl. crib size		2515-44	12/95	100.0	100.7	100.6	1.4	-1.
King innerspring mattress and spring foundation set		2515-441	12/95	98.3	99.3	99.2	1.8	-1.
King innerspring mattress and other foundation set incl. foam and platform		2515-442	12/95	106.1	106.1	106.1	0	0
Other innerspring mattress and foundation sets, excl. crib size		2515-45	12/95	99.6	99.6	99.6	-.5	0
Other innerspring mattress and spring foundation set		2515-451	12/95	97.7	97.7	97.7	-.8	0
Other mattresses, incl. crib mattresses and mattress inserts		2515-71	06/83	160.3	160.3	160.3	0	0
Secondary products and miscellaneous receipts		2515-SM						
Secondary products		2515-S	06/83	155.8	155.8	155.8	4.1	0
Wood television, radio, phonograph and sewing machine cabinets	2517		12/85	(³)	(³)	(³)	(³)	(³)
Primary products		2517-P	12/85	(³)	(³)	(³)	(³)	(³)
Household furniture, n.e.c.	2519		12/85	113.4	113.4	113.4	.5	0
Primary products		2519-P	12/85	112.3	112.3	112.3	.6	0
Household furniture, except wood and metal		2519-1	12/85	112.3	112.3	112.3	(³)	0
Plastics and fibrous glass household furniture		2519-11	06/91	99.8	99.8	99.8	-.3	0
Reed, rattan, willow, wicker, cane and other similar household furniture		2519-14	12/02	100.4	100.4	100.4	(³)	0
Office furniture	252		12/84	150.8	151.5	152.0	.5	.3
Wood office furniture	2521		06/85	153.6	153.8	154.2	1.9	.3
Primary products		2521-P	06/85	154.6	154.9	155.4	2.2	.3
Wood office seating		2521-313	06/98	110.7	111.5	110.7	1.2	-.7
Desks and extensions		2521-331	06/85	164.8	165.1	170.4	4.4	3.2
Wood storage units, files and tables		2521-341	06/98	109.2	109.0	107.8	.1	-1.1
Wood systems furniture and all other office furniture		2521-351	06/98	107.4	107.4	107.4	3.2	0
Secondary products and miscellaneous receipts		2521-SM						
Secondary products		2521-S	06/85	126.4	126.5	126.5	-.9	0
Secondary products		2521-SSS	06/85	128.1	128.1	128.1	-1.2	0
Office furniture, except wood		2522-S	06/98	105.1	105.3	105.2	-.7	-1.
Nonwood office furniture	2522		12/79	201.1	202.4	203.2	0	.4
Primary products		2522-P	12/79	203.1	204.6	204.6	-.2	0
Office seating		2522-1	12/79	193.0	193.0	193.0	-.5	0
Chairs		2522-11	12/87	130.8	130.8	130.8	-.5	0
Side and arm chairs		2522-112	12/87	(³)	(³)	(³)	(³)	(³)
General office and desk chairs, except secretarial		2522-114	12/87	133.7	133.7	133.7	1.3	0
Desks and extensions		2522-2	12/79	221.2	(³)	(³)	(³)	(³)
Desks		2522-224	12/87	(³)	(³)	(³)	(³)	(³)
Storage units, files and tables		2522-5	06/95	111.7	111.7	111.8	1.7	.1
Storage units		2522-51	06/95	111.5	111.5	111.5	3.5	0
Bookcases and other storage units		2522-512	06/95	112.8	112.8	112.8	4.4	0
Filing cabinets and cases		2522-52	12/79	195.0	195.0	195.3	1.7	.2
Vertical files, letter and legal		2522-521	12/79	206.3	206.3	208.3	4.2	1.0
Horizontal or lateral files, letter and legal		2522-522	12/79	159.8	159.8	159.8	2.8	0
All other files		2522-524	12/87	142.8	142.8	142.8	1.7	0
Tables		2522-53	06/95	113.5	113.5	113.5	1.5	0
Work or conference tables		2522-531	06/95	(³)	(³)	(³)	(³)	(³)
All other tables		2522-532	02/96	112.3	112.3	112.3	2.5	0
Other nonwood office furniture		2522-6	12/79	209.3	212.6	212.6	-1.4	0
Systems furniture		2522-61	12/87	145.3	147.7	147.7	-1.7	0
Modular systems furniture		2522-611	12/79	(³)	(³)	(³)	(³)	(³)
Panel systems furniture		2522-612	12/87	152.1	155.5	155.5	-1.0	0
Miscellaneous, nonwood office furniture		2522-621	12/79	229.2	229.2	229.2	2.6	0
Secondary products and miscellaneous receipts		2522-SM						
Secondary products		2522-S	12/79	195.0	195.0	202.4	1.8	3.8
Public building and related furniture	253		12/84	139.4	139.3	139.7	.2	.3
Public building and related furniture	2531		12/84	139.4	139.3	139.7	.2	.3
Primary products		2531-P	12/84	144.1	144.1	144.9	.3	.6
School furniture, except stone, concrete, and library furniture		2531-1	12/84	156.0	156.3	156.5	2.8	.1
Public building and related furniture, except school and restaurant		2531-2	12/84	145.3	145.3	146.1	.1	.6
Seats for public conveyances		2531-213	12/01	98.6	98.2	98.8	-.3	.6
All other public building and related furniture n.e.c.		2531-281	12/01	104.2	107.0	107.5	3.0	.5
Secondary products and miscellaneous receipts		2531-SM						
Miscellaneous receipts		2531-M	12/01	109.8	107.9	103.0	-.1	-4.5
Miscellaneous receipts incl. contract work and resales		2531-MM	12/01	109.8	107.9	103.0	-.1	-4.5
Secondary products		2531-S	12/84	109.8	109.8	109.8	.1	0
Partitions, shelving, lockers, and office and store fixtures	254		12/84	148.8	148.6	148.7	.7	.1

See footnotes at end of table.

Table 5. Producer price indexes for the net output of selected industries and their products, not seasonally adjusted
—Continued

Industry and product ¹	Industry code	Product code	Index base	Index			Percent change to Oct. 2003 from:	
				June 2003 ²	Sep. 2003 ²	Oct. 2003 ²	Oct. 2002	Sep. 2003
Wood partitions and fixtures	2541		12/83	165.7	165.7	165.7	0.5	0.0
Primary products		2541-P	12/83	167.9	168.0	168.0	.7	0
Wood partitions, shelving, and lockers		2541-1	12/83	144.0	144.0	144.0	1.4	0
Plastic laminated fixture tops		2541-2	12/83	159.1	159.3	159.2	-.1	-.1
Wood fixtures for stores, banks, offices, etc.		2541-3	12/83	173.5	173.5	173.5	.9	0
Retail store fixtures, except food store: custom		2541-33A	12/83	179.0	179.0	179.0	1.7	0
All other fixtures and displays		2541-331	06/97	111.4	111.4	111.4	1.4	0
Walls and wall fixtures		2541-332	08/84	145.1	145.1	145.1	2.5	0
Retail store fixtures, except food store: manufacturers' standard		2541-337	12/83	199.5	199.5	199.5	0	0
Retail food store fixtures		2541-338	06/88	107.9	107.9	(³)	(³)	(³)
All other wood fixtures		2541-399	06/97	104.2	104.2	104.2	.2	0
Secondary products and miscellaneous receipts		2541-SM						
Miscellaneous receipts		2541-M	01/84	142.5	(³)	(³)	(³)	(³)
Contract work and other miscellaneous receipts		2541-XY9	06/97	111.9	(³)	(³)	(³)	(³)
Secondary products		2541-S	12/83	158.0	158.1	158.1	-1.1	0
Partitions and fixtures, except wood	2542		12/83	146.6	146.3	146.4	.8	.1
Primary products		2542-P	12/83	141.7	141.3	141.5	.6	.1
Partitions		2542-1	12/83	152.8	152.8	(³)	(³)	(³)
Shelving and lockers		2542-2	12/83	145.5	145.5	145.5	.6	0
Storage racks and accessories		2542-3	12/83	140.2	139.3	139.3	-.9	0
Fixtures for stores, banks, offices, etc.		2542-4	12/83	138.9	138.6	138.9	.3	.2
Custom retail store fixtures, except food store		2542-463	12/83	124.7	124.7	124.7	-.2	0
Standard retail store fixtures, except food store		2542-465	12/83	140.6	140.6	140.6	.7	0
Retail food store fixtures		2542-467	12/83	145.5	145.5	145.5	0	0
All other non-wood fixtures, including bank, cabinets, counters, racks, etc. .		2542-499	12/96	108.9	108.3	108.9	.7	.6
Secondary products and miscellaneous receipts		2542-SM						
Secondary products		2542-S	12/83	149.4	149.4	149.4	.2	0
Miscellaneous furniture and fixtures	259		12/84	148.4	149.0	149.4	1.7	.3
Drapery hardware and blinds and shades	2591		06/84	153.4	154.3	154.4	1.4	.1
Primary products		2591-P	06/84	152.2	153.1	153.0	-.2	-.1
Window shades and accessories		2591-3	06/84	153.7	157.3	156.9	4.8	-.3
Venetian blinds		2591-4	06/84	132.9	133.2	133.1	.5	-.1
Other shades and blinds n.e.c., curtain and drapery rods, poles and other hardware		2591-5	06/84	150.1	150.1	150.1	-5.8	0
Secondary products and miscellaneous receipts		2591-SM						
Miscellaneous receipts		2591-M	06/84	170.9	171.5	174.7	17.6	1.9
Resales		2591-Z89	06/84	171.6	172.2	175.4	17.6	1.9
Furniture and fixtures, n.e.c.	2599		12/85	145.4	145.8	146.3	1.9	.3
Primary products		2599-P	12/85	146.8	147.4	148.0	1.9	.4
Hospital beds		2599-1	12/85	118.3	119.0	119.0	1.3	0
Restaurant, cafeteria, bar and bowling center furniture and fixtures, n.e.c.		2599-2	12/85	154.0	154.4	155.2	2.6	.5
Ship, industrial, and all other furniture and fixtures, n.e.c.		2599-4	12/85	148.8	149.3	150.0	1.0	.5
Secondary products and miscellaneous receipts		2599-SM						
Miscellaneous receipts		2599-M	12/85	158.0	158.0	158.0	.3	0
Resales		2599-Z89	12/85	133.4	133.5	133.5	.3	0
Secondary products		2599-S	12/85	122.8	123.1	123.4	4.7	.2
Paper and allied products	26		12/84	145.1	144.6	144.3	-.2	-.2
Pulp mills	261		12/82	124.2	120.5	122.8	2.8	1.9
Pulp mills	2611		12/82	124.2	120.5	122.7	2.7	1.8
Primary products		2611-P	12/82	133.3	129.3	131.7	2.7	1.9
Sulfate woodpulp, including soda		2611-3	12/82	126.3	120.4	122.4	2.9	1.7
Sulfite and other woodpulp		2611-4	12/99	86.6	(³)	(³)	(³)	(³)
Pulp, other than wood, and pulp mill byproducts		2611-5	06/88	136.6	139.0	145.9	11.9	5.0
Paper mill products except building paper	262		06/81	146.0	145.4	144.3	-1.2	-.8
Paper mills	2621		06/81	146.0	145.3	144.3	-1.2	-.7
Primary products		2621-P	06/81	146.3	145.9	144.8	-.7	-.8
Tissue paper and sanitary paper stock		2621-A	06/81	152.2	150.9	150.9	-1.1	0
Newsprint		2621-1	06/81	116.9	121.4	122.0	4.6	.5
Groundwood paper, uncoated		2621-2	06/81	114.3	112.1	115.9	11.0	3.4
Clay coated printing and converting paper		2621-3	06/81	154.2	153.4	151.4	-1.0	-1.3
Clay coated groundwood		2621-315	12/99	95.3	96.1	95.7	-.9	-.4
Clay coated freesheet and prime coated body stock		2621-329	12/99	100.6	99.0	97.1	-1.1	-1.9
Uncoated free sheet		2621-4	06/81	143.7	142.0	139.6	-3.3	-1.7
Bond and all writing paper		2621-438	12/99	102.3	100.4	98.7	-5.1	-1.7
Publication and printing paper, all types		2621-456	12/99	104.0	103.3	100.5	-2.7	-2.7
Cover and text papers and other converting and misc. uncoated freesheet .		2621-489	12/99	104.0	103.9	103.9	.7	0
Cotton fiber paper and thin paper		2621-6	06/81	180.5	180.5	180.5	1.5	0
Unbleached kraft packaging and industrial converting paper		2621-7	06/81	208.5	(³)	(³)	(³)	(³)

See footnotes at end of table.

Table 5. Producer price indexes for the net output of selected industries and their products, not seasonally adjusted
—Continued

Industry and product ¹	Industry code	Product code	Index base	Index			Percent change to Oct. 2003 from:	
				June 2003 ²	Sep. 2003 ²	Oct. 2003 ²	Oct. 2002	Sep. 2003
Paper mills—Continued								
Packaging and industrial converting paper, except unbleached kraft		2621-8	06/81	149.8	149.1	149.7	2.0	0.4
Secondary products and miscellaneous receipts		2621-SM						
Secondary products		2621-S	06/81	125.5	(³)	(³)	(³)	(³)
Paperboard mill products		2631-S	06/81	168.0	(³)	(³)	(³)	(³)
Paperboard mills	263		12/82	179.9	179.1	178.8	-2.1	-2
Paperboard mills	2631		12/82	180.1	179.3	179.1	-2.0	-1
Primary products		2631-P	12/82	169.9	166.3	166.2	-4.5	-1
Unbleached kraft packaging and industrial converting paperboard (>80% virgin wood pulp)		2631-1	12/82	164.1	159.5	158.7	-6.7	-5
Bleached packaging and industrial converting paperboard (>80% virgin wood pulp)		2631-2	12/82	160.3	160.1	160.5	0	.2
Semichemical paperboard (>75% virgin wood pulp)		2631-3	12/82	165.4	159.1	157.8	-7.2	-8
Recycled paperboard		2631-4	12/82	188.5	184.8	185.6	-3.4	.4
Secondary products and miscellaneous receipts		2631-SM						
Secondary products		2631-S	12/82	252.8	284.1	282.3	18.8	-6
Papermill products		2621-S	12/88	131.8	(³)	130.7	-2.6	(³)
Paperboard containers and boxes	265		12/84	157.6	156.6	156.0	-1.7	-4
Setup paperboard boxes	2652		12/83	169.3	170.3	170.3	.6	0
Primary products		2652-P	12/83	167.3	167.3	167.3	0	0
Setup paperboard boxes (classified by end use)		2652-1	12/83	167.3	167.3	167.3	0	0
Department stores and other retail stores		2652-131	12/83	182.8	182.8	182.8	0	0
Confections		2652-141	12/83	146.1	(³)	146.1	0	(³)
Stationery and office supplies		2652-161	12/83	170.9	170.9	170.9	0	0
All other end uses, n.e.c.		2652-198	12/83	181.8	181.8	181.8	0	0
Secondary products and miscellaneous receipts		2652-SM						
Secondary products		2652-S	12/83	192.5	205.3	205.3	6.6	0
Corrugated and solid fiber boxes	2653		03/80	193.2	191.9	191.5	-2.1	-2
Primary products		2653-P	03/80	194.9	193.9	193.3	-2.2	-3
Corrugated and solid fiber boxes, including pallets		2653-5	03/80	194.9	193.9	193.3	-2.2	-3
Corrugated shipping containers for food and beverages, and carryout boxes for re		2653-511	03/80	181.9	181.4	181.0	-2.3	-2
Corrugated shipping containers for paper and allied products		2653-513	03/80	201.1	200.1	198.0	-2.2	-1.0
Corrugated shipping containers for metal and electrical products		2653-517	06/02	101.4	100.7	100.7	-1.1	0
Corrugated shipping containers for all other end uses not specified		2653-519	03/80	200.0	198.9	198.2	-2.3	-4
Other corrugated and solid fiber products, including point-of-purchase displays		2653-558	06/02	101.2	101.2	101.1	-1.6	-1
Corrugated paperboard in sheets and rolls, lined and unlined		2653-567	03/80	179.7	176.8	176.8	-3.5	0
Secondary products and miscellaneous receipts		2653-SM						
Miscellaneous receipts		2653-M	06/02	106.7	102.6	105.1	1.1	2.4
Secondary products		2653-S	12/90	122.4	116.9	118.5	-2.9	1.4
Fiber cans, drums, and similar products	2655		12/85	187.3	182.9	180.8	-1.7	-1.1
Primary products		2655-P	12/85	190.6	187.9	185.6	-1.0	-1.2
Paperboard fiber drums with ends of any material		2655-1	12/85	185.3	(³)	174.2	-4.5	(³)
Fiber cans, tubes, and similar fiber products		2655-2	12/85	191.7	188.3	188.3	-1.1	0
Fiber cans, all fiber and composite		2655-221	12/85	164.8	164.8	164.8	2.2	0
Fiber cores and tubes		2655-231	12/85	208.2	204.6	204.5	0	0
Other paperboard products and all vulcanized fiber products		2655-285	12/02	98.9	86.4	86.4	(³)	0
Secondary products and miscellaneous receipts		2655-SM						
Sanitary food containers	2656		06/85	189.1	186.4	184.8	2.2	-9
Primary products		2656-P	06/85	185.5	182.8	181.2	2.1	-9
Cups and liquid-tight containers		2656-2	06/85	215.1	211.6	208.7	.9	-1.4
Other sanitary food containers, boards, and trays, except folding		2656-5	06/85	151.8	150.1	150.4	4.7	.2
Pressed plates, dishes, spoons and similar products		2656-511	06/85	153.0	150.9	150.9	1.7	0
Folding paperboard boxes	2657		12/83	145.2	145.6	144.8	-1.6	-5
Primary products		2657-P	12/83	145.7	146.2	145.2	-8	-7
Folding paperboard boxes, except sanitary food containers, classified by end use		2657-1	12/83	146.2	146.2	145.2	-1.2	-7
Dry food and produce, incl. pet and animal food		2657-114	12/83	134.3	134.9	134.9	.2	0
Bottled and canned beverages		2657-121	12/83	133.1	(³)	(³)	(³)	(³)
Soaps and detergents		2657-131	12/83	118.9	118.9	(³)	(³)	(³)
Hardware and household supplies		2657-151	12/83	166.7	170.1	162.5	-2.6	-4.5
Cosmetics and medicinal products		2657-171	12/83	140.4	140.2	140.2	-2	0
Cosmetics		2657-17101	12/83	131.4	130.8	130.8	-5	0
Medicinal products		2657-17102	12/83	145.5	145.5	145.5	-1	0
Paper goods or products, including book mailers		2657-181	12/83	145.0	145.0	145.0	-2.8	0
All other end uses, n.e.c.		2657-198	12/83	165.5	164.9	165.6	-2.1	.4
Folding sanitary containers for liquid, moist, oily or perishable foods		2657-2	06/85	131.1	133.1	132.1	.5	-8
Bakery, fresh		2657-201	06/85	135.9	135.9	(³)	(³)	(³)

See footnotes at end of table.

Table 5. Producer price indexes for the net output of selected industries and their products, not seasonally adjusted
—Continued

Industry and product ¹	Industry code	Product code	Index base	Index			Percent change to Oct. 2003 from:	
				June 2003 ²	Sep. 2003 ²	Oct. 2003 ²	Oct. 2002	Sep. 2003
Folding paperboard boxes—Continued								
Butter and ice cream packages and food pails		2657-202	06/85	177.2	177.2	179.5	-0.6	1.3
Other, including frozen foods		2657-204	12/88	101.4	(³)	(³)	(³)	(³)
Secondary products and miscellaneous receipts		2657-SM						
Secondary products		2657-S	12/83	129.5	129.5	130.0	-12.7	.4
Converted paper and paperboard products, except containers and boxes	267		06/93	113.6	113.6	113.6	1.6	0
Paper coated and laminated, packaging	2671		06/93	119.4	120.1	120.9	2.3	.7
Primary products		2671-P	12/87	139.4	140.3	140.9	2.1	.4
Single web paper (coated rolls and sheets including waxed)		2671-1	12/87	141.8	142.6	144.0	1.5	1.0
Single web film (coated rolls and sheets including coextruded)		2671-2	12/87	129.8	130.0	130.1	3.2	.1
Multiweb laminated rolls and sheets ex paper/paper and foil		2671-4	12/87	146.2	146.1	149.2	.7	2.1
Secondary products and miscellaneous receipts		2671-SM						
Secondary products		2671-S	06/93	123.3	123.2	126.0	3.2	2.3
Paper coated and laminated, n.e.c.	2672		06/93	111.7	111.3	111.2	-.4	-.1
Primary products		2672-P	12/87	133.4	133.0	132.9	-.3	-.1
Printing paper coated at establishments other than where paper was produced		2672-1	12/82	169.4	169.4	164.9	-2.7	-2.7
Pressure sensitive products		2672-3	12/82	143.6	143.6	143.7	.3	.1
Single-faced tape		2672-301	12/87	143.8	143.7	143.8	2.7	.1
Pressure sensitive base stock for labels		2672-381	04/83	151.5	151.9	151.9	-3.2	0
Other pressure sensitive products, n.e.c.		2672-398	06/99	100.4	100.4	100.4	-.5	0
Other coated and processed papers, except for packaging uses		2672-4	12/82	155.4	152.8	152.8	-1.9	0
Secondary products and miscellaneous receipts		2672-SM						
Miscellaneous receipts		2672-M	06/93	116.1	116.1	116.1	.2	0
Resales		2672-Z89	07/93	114.2	114.2	114.2	.3	0
Secondary products		2672-S	06/93	113.1	112.7	112.7	-.5	0
Plastics, foil and coated paper bags	2673		12/83	177.8	176.9	177.3	6.1	.2
Primary products		2673-P	12/83	178.1	177.5	177.8	6.1	.2
Specialty bags and liners, single web film		2673-2	12/83	151.6	151.4	151.6	6.4	.1
Specialty bags and liners, multiweb laminations and foil		2673-3	12/83	159.2	156.6	156.9	4.4	.2
Secondary products and miscellaneous receipts		2673-SM						
Miscellaneous receipts		2673-M	12/90	157.8	(³)	158.4	13.6	(³)
Secondary products		2673-S	12/83	151.1	148.4	149.6	4.5	.8
Uncoated paper and multiwall bags	2674		12/90	114.1	112.3	112.3	-1.0	0
Primary products		2674-P	12/90	115.4	113.6	113.6	-1.6	0
Uncoated paper bags		2674-1	12/83	235.7	226.0	226.0	-4.0	0
Grocers' bags and sacks		2674-111	12/83	249.0	231.0	231.0	-7.3	0
Variety bags		2674-112	12/83	160.5	162.6	162.6	-1.0	0
Other uncoated bags		2674-115	12/83	190.1	190.1	190.1	1.4	0
Shipping sacks and multiwall bags		2674-2	12/83	198.1	198.1	198.1	0	0
Single and double wall		2674-211	12/83	171.8	171.8	171.8	0	0
Multiwall (three or more plies)		2674-212	12/83	203.8	203.8	203.8	0	0
Secondary products and miscellaneous receipts		2674-SM						
Die-cut paper and paperboard	2675		12/84	140.1	140.2	139.8	-.5	-.3
Primary products		2675-P	12/84	141.2	141.0	140.6	-.5	-.3
Die-cut paper and paperboard office supplies		2675-1	12/89	100.1	100.2	100.2	.2	0
File folders		2675-113	12/89	111.6	111.8	111.8	-.1	0
Other file folders, including file pockets and jackets		2675-11303	12/89	114.9	115.0	115.0	.9	0
Hanging and expandable file folders, all types and materials		2675-11304	12/97	110.9	111.0	(³)	(³)	(³)
Other office supplies, including index cards, report covers, etc.		2675-199	12/84	124.1	124.1	124.1	.3	0
Die-cut paper and paperboard except office supplies		2675-2	12/89	114.9	114.8	115.0	-2.4	.2
Pasted, lined, laminated, or surface coated paperboard		2675-3	12/84	179.9	179.2	177.8	-.9	-.8
Secondary products and miscellaneous receipts		2675-SM						
Miscellaneous receipts		2675-M						
Secondary products		2675-S	12/84	133.3	133.7	133.7	1.4	0
Sanitary paper products	2676		06/83	150.1	150.5	150.5	1.3	0
Primary products		2676-P	06/83	150.2	150.5	150.6	1.8	.1
Sanitary napkins and tampons		2676-1	06/83	208.8	210.0	209.5	1.8	-.2
Disposable diapers, except adult, including disposable training		2676-3	06/83	93.1	93.1	93.1	(³)	0
Sanitary tissue paper products		2676-4	06/83	149.3	149.8	149.9	2.8	.1
Facial tissues and handkerchiefs, including sputum wipes		2676-41	06/90	97.6	97.5	98.5	(³)	1.0
Paper table napkins, bulk & dispenser, industrial and retail		2676-42	06/83	151.5	153.2	152.9	-1.3	-.2
Toilet tissue		2676-44	06/83	152.5	152.4	152.4	9.7	0
Paper towels		2676-47	06/83	162.9	162.8	162.8	-1.8	0
Other sanitary paper products, except surgical and medical		2676-49	12/02	94.2	99.9	101.4	(³)	1.5
Secondary products and miscellaneous receipts		2676-SM						
Secondary products		2676-S	06/83	155.4	(³)	155.4	(³)	(³)
Envelopes	2677		12/84	132.1	131.5	131.0	2.3	-.4
Primary products		2677-P	12/84	130.3	129.7	129.1	2.6	-.5

See footnotes at end of table.

Table 5. Producer price indexes for the net output of selected industries and their products, not seasonally adjusted
—Continued

Industry and product ¹	Industry code	Product code	Index base	Index			Percent change to Oct. 2003 from:	
				June 2003 ²	Sep. 2003 ²	Oct. 2003 ²	Oct. 2002	Sep. 2003
Envelopes—Continued								
Envelopes, all types		2677-1	12/84	130.3	129.7	129.1	2.6	-0.5
Secondary products and miscellaneous receipts		2677-SM						
Stationery products	2678		06/85	144.1	144.7	143.3	-2.5	-1.0
Primary products		2678-P	06/85	152.1	153.0	150.8	-4.2	-1.4
Stationery		2678-1	06/85	155.3	155.3	155.3	.7	0
Tablets and related products		2678-2	06/85	152.7	153.7	151.2	-4.8	-1.6
Legal pads		2678-212	06/85	171.6	172.1	172.1	-.5	0
Tablets and pads, except legal pads		2678-213	06/85	175.2	174.7	174.8	.9	.1
Notebooks		2678-235	06/85	130.0	130.0	130.0	.1	0
Looseleaf fillers (school and commercial types)		2678-245	06/85	196.7	196.7	196.7	1.0	0
Wrapped ream papers		2678-251	06/85	126.6	130.2	121.6	-18.9	-6.6
Other tablets and related products		2678-298	06/85	146.1	146.1	145.8	-.3	-.2
Secondary products and miscellaneous receipts		2678-SM						
Secondary products		2678-S	06/85	126.0	126.1	125.8	1.4	-.2
Envelopes		2677-S	06/90	96.0	96.0	96.0	4.3	0
Other secondary products		2678-SSS	06/85	140.2	140.2	139.9	.5	-.2
Converted paper and paperboard products, n.e.c.	2679		06/85	132.9	134.6	134.2	2.8	-.3
Primary products		2679-P	06/85	133.2	135.1	134.6	3.4	-.4
Wallcoverings		2679-1	06/85	125.4	125.4	125.4	.5	0
Gift wrap paper		2679-2	06/85	138.7	138.7	138.7	0	0
Paper business machine supplies and other miscellaneous office supplies		2679-3	06/85	123.6	124.7	124.3	12.0	-.3
Pressed and molded pulp goods		2679-4	06/85	142.3	142.7	141.5	2.2	-.8
Other converted paper and paperboard products		2679-5	06/90	122.7	125.8	125.2	2.5	-.5
Secondary products and miscellaneous receipts		2679-SM						
Miscellaneous receipts		2679-M	06/85	137.2	137.2	137.2	-.4	0
Miscellaneous receipts		2679-MM	06/85	137.2	137.2	137.2	-.4	0
Secondary products		2679-S	06/85	128.3	128.3	128.3	-1.0	0
Printing, publishing, and allied industries	27		12/84	197.6	197.9	198.2	2.4	.2
Newspaper publishing	271		12/79	395.3	396.4	398.8	3.7	.6
Newspaper publishing	2711		12/79	395.2	396.3	398.7	3.7	.6
Primary products		2711-P	12/79	403.7	404.9	406.1	3.6	.3
Sales of daily and Sunday newspapers		2711-1	12/79	292.7	293.2	296.2	2.5	1.0
Advertisement in daily and Sunday newspapers		2711-2	12/79	444.9	446.4	446.6	4.2	0
Sales of weekly and other newspapers		2711-3	06/99	107.2	107.3	108.0	1.6	.7
Advertisement in weekly and other newspapers		2711-4	06/99	114.2	114.2	115.1	1.6	.8
Secondary products and miscellaneous receipts		2711-SM						
Secondary products		2711-S	12/79	251.3	(³)	(³)	(³)	(³)
Commercial printing, lithographic		2752-S	12/94	(³)	(³)	(³)	(³)	(³)
Periodical publishing	272		12/79	333.2	333.0	333.2	3.3	.1
Periodical publishing	2721		12/79	333.2	333.0	333.2	3.3	.1
Primary products		2721-P	12/79	344.0	344.3	344.0	3.3	-.1
Farm periodicals: receipts from subscriptions, sales, and advertising		2721-1	12/79	167.2	167.2	167.2	-4.0	0
Specialized business & professional periodicals: receipts from subscriptions ..		2721-3	12/79	355.3	355.3	355.3	6.0	0
Specialized business and professional periodicals: receipts from advertising ..		2721-4	12/79	357.5	357.5	357.5	3.4	0
General and consumer periodicals: receipts from advertising		2721-6	12/79	456.9	459.4	458.1	3.6	-.3
General and consumer periodicals: receipts from subscriptions		2721-7	12/79	295.7	295.7	295.7	3.5	0
General and consumer periodicals: receipts from single copy sales		2721-8	12/79	269.0	266.5	266.5	.5	0
Other periodicals, except shopping news, catalogs, or directories, n.e.c.		2721-9	12/79	250.2	250.2	(³)	(³)	(³)
Secondary products and miscellaneous receipts		2721-SM						
Miscellaneous receipts		2721-M	12/79	262.4	262.4	262.4	4.3	0
Contracts and other miscellaneous receipts		2721-XY9	06/99	110.3	110.3	110.3	4.3	0
Secondary products		2721-S	12/79	259.6	253.3	259.6	2.9	2.5
Books	273		12/84	208.0	208.3	209.4	3.2	.5
Book publishing	2731		12/80	282.7	283.3	284.8	3.4	.5
Primary services		2731-P	12/80	282.6	283.3	284.9	3.4	.6
Mass market rack-size book publishing		2731-A	12/80	241.4	241.4	241.4	(³)	0
Book club book publishing		2731-B	08/84	135.4	135.4	135.4	(³)	0
Mail order book publishing		2731-C	12/80	183.5	(³)	183.5	(³)	(³)
Adult trade and juvenile book publishing		2731-D	06/88	159.3	160.0	159.9	.4	-.1
Adult trade book publishing		2731-D4	12/80	200.1	201.4	201.1	.4	-.1
Juvenile book publishing		2731-D5	12/80	234.8	234.5	234.9	.3	.2
Textbook publishing, including teachers' editions		2731-1	12/80	428.6	430.2	434.4	5.4	1.0
College textbooks		2731-1C	12/80	409.0	412.2	413.1	7.2	.2
Other textbooks		2731-1D	12/02	101.5	101.6	103.1	(³)	1.5
Technical, scientific, and professional book publishing		2731-3	12/80	253.9	254.2	257.2	5.6	1.2
Religious book publishing		2731-4	12/80	204.2	204.6	204.6	-.7	0
General reference book publishing		2731-7	12/80	194.4	194.4	194.4	5.4	0

See footnotes at end of table.

Table 5. Producer price indexes for the net output of selected industries and their products, not seasonally adjusted
—Continued

Industry and product ¹	Industry code	Product code	Index base	Index			Percent change to Oct. 2003 from:	
				June 2003 ²	Sep. 2003 ²	Oct. 2003 ²	Oct. 2002	Sep. 2003
Book publishing—Continued								
Other book publishing, excluding pamphlets		2731-8	04/81	228.5	228.5	228.5	-0.2	0.0
Other receipts		2731-SM	12/80	268.2	268.2	269.1	(³)	.3
Book printing	2732		12/83	150.6	149.8	149.8	-.3	0
Primary products		2732-P	12/83	151.2	150.2	150.2	-.6	0
Textbooks printing and binding		2732-3	06/93	99.1	95.9	96.0	-5.6	.1
Elementary and high school textbooks (grades K through 12)		2732-3A	06/93	95.4	(³)	(³)	(³)	(³)
Paperbound, including teachers' edition		2732-312	06/93	95.7	(³)	(³)	(³)	(³)
College textbooks (grades 13 or higher, including private business, etc.)		2732-3B	06/93	99.8	99.8	99.8	1.4	0
Hardbound		2732-314	06/93	(³)	(³)	(³)	(³)	(³)
Paperbound		2732-315	06/93	114.3	114.3	114.3	.1	0
Technical, scientific, and professional books, printing and binding		2732-4	06/93	103.5	102.9	103.0	-.5	.1
Hardbound		2732-417	06/93	112.3	112.3	112.3	-.2	0
Paperbound		2732-418	06/93	100.7	100.1	100.2	-.6	.1
Religious books, printing and binding		2732-5	06/93	98.6	100.8	100.6	2.7	-.2
Paperbound		2732-535	06/93	115.0	117.6	117.3	2.6	-.3
General books (trade etc.) printing and binding		2732-6	06/93	105.2	105.1	105.0	.3	-.1
Adult trade books (fiction and nonfiction)		2732-6B	06/93	100.8	100.8	100.8	.4	0
Hardbound		2732-645	06/93	98.4	98.4	98.4	.4	0
Paperbound		2732-646	06/93	104.7	104.6	104.6	.4	0
Mass market paperback books, rack size, distributed predominantly to mass market outlets		2732-644	06/93	117.0	116.5	(³)	(³)	(³)
Other books and pamphlets, n.e.c., printing and binding		2732-7	06/93	122.3	122.1	122.1	1.4	0
Other reference books		2732-7A	06/93	127.7	127.7	127.7	1.3	0
Paperbound		2732-755	06/93	131.7	131.7	131.7	1.8	0
All other books, n.e.c. (including music books, university press books, etc.) .		2732-7B	06/93	122.6	122.3	122.3	.8	0
Hardbound		2732-756	06/93	137.7	137.7	137.7	2.8	0
Paperbound		2732-757	06/93	106.5	(³)	(³)	(³)	(³)
Pamphlets, printing only or printing and binding		2732-762	06/93	127.7	127.7	127.7	3.1	0
Secondary products and miscellaneous receipts		2732-SM						
Secondary products		2732-S	12/83	149.0	149.0	149.0	1.4	0
Miscellaneous publishing	274		06/84	225.3	227.6	227.4	3.6	-.1
Miscellaneous publishing	2741		06/84	225.3	227.6	227.4	3.6	-.1
Primary products		2741-P	06/84	227.8	230.2	230.0	3.7	-.1
Telephone directories		2741-A	09/84	236.1	237.2	237.3	4.1	0
Catalogs and other directories		2741-B	06/84	192.3	192.7	193.3	2.2	.3
Business service publications		2741-2	06/84	239.2	239.2	239.2	4.0	0
Patterns, including clothing patterns		2741-4	08/84	166.4	166.4	166.4	.7	0
Shopping news, publishing		2741-6	06/84	255.6	257.0	256.8	3.9	-.1
Other miscellaneous publishing		2741-7	06/84	240.1	248.3	247.1	3.3	-.5
Micropublishing in microform, including original and republished material ...		2741-797	06/84	215.8	215.8	215.8	2.9	0
Other miscellaneous publishing nec, including multimedia kits, almanacs, and map		2741-799	06/97	123.9	128.6	127.9	3.4	-.5
Secondary products and miscellaneous receipts		2741-SM						
Secondary products		2741-S	06/84	188.1	189.3	189.3	1.4	0
Commercial printing	275		12/84	144.6	144.7	144.4	.4	-.2
Commercial printing, lithographic	2752		06/82	157.2	157.3	157.3	.5	0
Primary products		2752-P	06/82	157.1	157.1	157.1	.4	0
Magazine and periodical printing; lithographic		2752-1	06/82	129.8	130.6	130.8	1.2	.2
Label and wrapper printing; lithographic		2752-2	06/82	141.2	145.9	145.4	3.0	-.3
Catalog and directory printing; lithographic		2752-3	06/82	136.7	136.7	136.7	.1	0
Financial and legal printing; lithographic		2752-4	06/82	161.7	161.3	161.3	-.1	0
Advertising printing; lithographic		2752-5	06/82	146.9	145.9	146.2	-.1	.2
Direct mail advertising lith. printing; incl. circulars/letters/pamphlets, etc.		2752-513	12/88	122.8	123.1	123.1	.5	0
Display and all other advertising printing; lithographic		2752-529	12/01	99.3	98.1	98.5	-.4	.4
Other general printing jobs; lithographic		2752-6	06/82	204.5	205.2	204.6	.9	-.3
Quick Printing		2752-661	12/01	101.4	101.8	101.4	1.6	-.4
All other general job printing; lithographic		2752-663	12/01	100.4	100.8	100.5	.6	-.3
Secondary products and miscellaneous receipts		2752-SM						
Miscellaneous receipts		2752-M	06/82	140.8	142.3	141.7	1.1	-.4
Secondary products		2752-S	06/82	164.6	164.7	165.2	1.3	.3
Commercial printing, gravure	2754		06/82	103.2	103.2	103.0	-.8	-.2
Primary products		2754-P	06/82	101.5	101.5	101.3	-.9	-.2
Magazine and periodical printing, gravure		2754-1	08/82	92.8	(³)	92.8	.9	(³)
Label and wrapper printing, gravure		2754-2	06/82	127.7	127.7	126.8	-.9	-.7
Catalog and directory printing, gravure		2754-3	12/96	107.5	(³)	(³)	(³)	(³)
Advertising printing, gravure		2754-5	12/96	90.8	90.8	90.8	-6.8	0
Other commercial printing, gravure		2754-6	06/82	113.1	113.6	112.8	.4	-.7
Secondary products and miscellaneous receipts		2754-SM						
Commercial printing, n.e.c.	2759		06/82	172.7	172.6	171.1	.4	-.9

See footnotes at end of table.

Table 5. Producer price indexes for the net output of selected industries and their products, not seasonally adjusted
—Continued

Industry and product ¹	Industry code	Product code	Index base	Index			Percent change to Oct. 2003 from:	
				June 2003 ²	Sep. 2003 ²	Oct. 2003 ²	Oct. 2002	Sep. 2003
Commerical printing, n.e.c.—Continued								
Primary products		2759-P	12/88	132.2	132.1	132.2	1.6	0.1
Digital & other nonimpact printing (exc quick printing); incl. laser/ink-jet		2759-D	12/96	107.1	104.4	105.0	-4.8	.6
Engraving		2759-E	12/84	196.9	196.9	196.9	.4	0
Flexographic printing		2759-F	12/96	106.4	106.3	106.4	2.1	.1
Label and wrapper printing; flexographic		2759-F11	12/01	101.5	101.3	101.4	2.3	.1
All other flexographic printing; n.e.c.		2759-F31	12/01	99.0	98.9	99.7	1.1	.8
Label and wrapper printing; letterpress		2759-2	06/82	194.3	(³)	194.4	6.8	(³)
Other general job printing; letterpress		2759-6	06/82	208.0	(³)	208.1	4.7	(³)
Screen process printing, except textiles		2759-7	06/82	139.9	140.0	140.0	.1	0
Screen printed labels		2759-731	12/01	100.1	99.9	99.9	-.1	0
Screen printed display advertising and advertising specials		2759-733	12/01	101.1	(³)	101.1	.7	(³)
Screen printed decalcomanias and pressure-sensitives incl. bumper stickers		2759-735	12/01	101.0	101.1	101.1	.1	0
All other screen printing; except on textiles		2759-737	12/01	99.9	100.3	100.3	-.1	0
Secondary products and miscellaneous receipts		2759-SM						
Miscellaneous receipts		2759-M	12/96	121.0	121.0	121.0	-.6	0
Secondary products		2759-S	06/82	180.9	180.9	158.5	-12.4	-12.4
Manifold business forms	276		12/83	202.4	201.1	201.2	.1	0
Manifold business forms	2761		12/83	202.5	201.2	201.3	.1	0
Primary products		2761-P	12/83	200.8	199.3	199.3	-.4	0
Unit set forms, loose or bound		2761-2	12/83	224.1	225.2	224.4	.9	-.4
Manifold books and pegboard accounting systems		2761-3	12/83	206.1	206.1	206.0	4.7	0
Custom continuous business forms		2761-5	12/83	181.6	181.1	181.6	-.4	.3
Stock continuous business forms		2761-7	12/83	210.8	203.3	203.2	-2.7	0
Secondary products and miscellaneous receipts		2761-SM	12/83	170.8	170.6	170.8	(³)	.1
Miscellaneous receipts		2761-M	03/84	205.8	205.8	205.8	(³)	0
Miscellaneous receipts		2761-MM	12/02	99.2	99.2	99.2	(³)	0
Secondary products		2761-S	12/83	132.9	132.7	133.0	2.8	.2
Secondary products		2761-SS	12/02	100.6	100.5	100.7	(³)	.2
Greeting card publishing	277		12/85	185.0	185.3	185.7	5.5	.2
Greeting card publishing	2771		12/85	185.2	185.6	186.0	5.6	.2
Primary services		2771-P	12/85	204.0	204.4	204.9	7.0	.2
Publishers' sales		2771-1	12/85	206.1	206.5	207.0	7.1	.2
Seasonal cards including Christmas, Valentine, and Mother's Day cards: counter a		2771-132	06/03	100.0	97.8	98.3	(³)	.5
Everyday cards: counter cards and packaged, including boxed		2771-134	12/85	209.2	213.7	213.7	12.2	0
Other receipts		2771-SM	12/85	(³)	134.7	134.7	(³)	0
Secondary services		2771-S	12/85	116.5	(³)	(³)	(³)	(³)
Blankbooks, looseleaf binders, and bookbinding and related work	278		06/85	165.4	165.2	165.2	.1	0
Blankbooks and looseleaf binders	2782		06/85	170.6	170.3	170.5	.3	.1
Primary products		2782-P	06/85	168.1	167.8	168.1	.3	.2
Looseleaf binders and devices		2782-2	06/85	143.4	143.3	143.3	-.6	0
Checkbooks, inserts and refills, excluding continuous forms and die cut		2782-3	06/85	186.2	185.6	186.2	.7	.3
Blankbook making, except checkbooks		2782-4	12/91	117.2	117.2	117.2	1.3	0
Secondary products and miscellaneous receipts		2782-SM						
Miscellaneous receipts		2782-M	02/97	91.5	91.5	91.5	.4	0
Secondary products		2782-S	06/85	183.4	183.4	183.4	0	0
Bookbinding and related work	2789		12/85	148.1	148.1	147.6	-.2	-.3
Primary products		2789-P	12/85	146.6	147.0	146.5	.1	-.3
Edition, library, trade and other hardcover binding		2789-1	12/85	151.1	156.5	153.6	1.7	-1.9
Edition binding, hardbound		2789-11	12/91	120.7	(³)	(³)	(³)	(³)
Library binding; incl. prebinding, rebinding, and other hardcover binding of periodicals		2789-12	12/85	159.6	165.3	164.3	3.0	-.6
Other book and pamphlet binding and related work		2789-2	12/85	145.5	144.7	144.7	-.3	0
Soft cover binding of books (49 pages or more)		2789-22	12/85	117.4	117.4	117.4	0	0
Adhesive binding		2789-221	12/91	118.2	118.2	118.2	0	0
Mechanical binding		2789-222	12/91	104.9	104.9	104.9	0	0
Pamphlet and other soft cover binding		2789-23	12/85	123.6	(³)	123.6	1.1	(³)
Mechanical binding		2789-232	12/91	124.1	(³)	124.1	1.4	(³)
Sample books, swatches, and cards; color, carpet, upholstery, drapes, etc.		2789-24	12/91	141.5	139.4	139.4	-2.4	0
Miscellaneous bookbinding work and related service operations or material printed elsewhere		2789-25	12/85	151.9	151.9	151.9	1.5	0
Secondary products		2789-S	12/85	208.1	(³)	(³)	(³)	(³)
Service industries for the printing trade	279		06/85	113.8	113.8	113.8	-.3	0
Typesetting	2791		06/85	122.4	122.4	122.4	-.6	0
Primary products		2791-P	06/85	121.5	121.5	121.5	-.6	0
Typesetting		2791-A	12/02	100.0	100.0	100.0	(³)	0

See footnotes at end of table.

Table 5. Producer price indexes for the net output of selected industries and their products, not seasonally adjusted
—Continued

Industry and product ¹	Industry code	Product code	Index base	Index			Percent change to Oct. 2003 from:	
				June 2003 ²	Sep. 2003 ²	Oct. 2003 ²	Oct. 2002	Sep. 2003
Platemaking services	2796		12/85	109.3	109.3	109.3	0.0	0.0
Primary products		2796-P	12/85	105.7	105.7	105.7	0	0
Lithographic plates, prepared for printing		2796-1	12/85	107.0	107.0	107.0	0	0
Lithographic platemaking services		2796-2	12/85	98.6	98.6	98.6	0	0
Color corrected positives or negatives on film		2796-23	12/85	96.6	96.6	96.6	0	0
All other lithographic platemaking services		2796-24	06/02	100.0	100.0	100.0	0	0
Platemaking services, except lithographic		2796-3	12/90	118.4	118.4	118.4	0	0
Secondary products and miscellaneous receipts		2796-SM						
Miscellaneous receipts		2796-M	12/90	129.2	129.2	129.2	0	0
Secondary products		2796-S	12/85	187.2	187.2	187.2	0	0
Chemicals and allied products	28		12/84	165.0	164.5	164.9	3.3	.2
Industrial inorganic chemicals	281		12/84	141.2	142.1	143.0	5.4	.6
Alkalies and chlorine	2812		12/80	181.4	183.2	180.9	22.1	-1.3
Primary products		2812-P	12/80	158.6	162.0	160.3	26.0	-1.0
Chlorine		2812-1	12/80	162.2	152.7	151.7	17.0	-.7
Sodium hydroxide (caustic soda)		2812-3	12/80	140.0	153.7	151.7	48.7	-1.3
Other alkalies		2812-5	12/80	107.5	107.4	106.2	-6.2	-1.1
Secondary products and miscellaneous receipts		2812-SM						
Industrial gases	2813		06/81	165.2	166.7	171.9	8.0	3.1
Primary products		2813-P	06/81	152.5	154.2	159.5	3.0	3.4
Acetylene		2813-2	06/81	184.9	179.4	192.0	7.7	7.0
Carbon dioxide		2813-3	06/81	(³)	165.4	161.0	(³)	-2.7
Nitrogen		2813-5	06/81	96.6	96.8	105.8	2.3	9.3
Oxygen		2813-6	06/81	164.6	168.9	168.0	2.9	-.5
Other industrial gases, n.e.c.		2813-7	06/81	196.5	196.3	199.5	4.1	1.6
Secondary products and miscellaneous receipts		2813-SM						
Miscellaneous receipts		2813-M	06/81	338.6	(³)	(³)	(³)	(³)
Miscellaneous receipts		2813-MM	06/81	338.6	(³)	(³)	(³)	(³)
Inorganic pigments	2816		06/83	148.2	146.9	146.6	.2	-.2
Primary products		2816-P	06/83	146.0	144.5	144.2	.3	-.2
Titanium dioxide		2816-1	06/83	147.5	144.9	145.1	-.1	.1
White opaque inorganic pigments		2816-2	06/90	77.3	76.1	78.7	6.1	3.4
Chrome colors and other inorganic pigments		2816-3	06/83	153.2	156.0	152.6	.4	-2.2
Chrome colors		2816-311	12/01	94.2	100.3	95.7	-1.4	-4.6
Iron oxide pigments		2816-331	06/83	177.9	178.9	174.5	-2.4	-2.5
All other inorganic pigments n.e.c.		2816-399	12/97	92.0	93.5	92.3	3.2	-1.3
Secondary products and miscellaneous receipts		2816-SM						
Secondary products		2816-S	06/83	149.6	150.3	150.7	-.3	.3
Industrial inorganic chemicals, n.e.c.	2819		12/82	144.9	146.1	146.8	3.4	.5
Primary products		2819-P	12/82	131.6	132.8	133.6	3.7	.6
Sulfuric acid (new and fortified)		2819-3	12/82	118.8	128.1	150.6	22.4	17.6
Other inorganic acids (except sulfuric, nitric, and phosphoric)		2819-4	12/82	77.1	73.7	(³)	(³)	(³)
Aluminum oxide, except natural alumina		2819-5	12/82	140.9	145.5	145.4	6.0	-.1
Other aluminum compounds, n.e.c.		2819-6	12/82	131.2	130.0	131.3	.2	1.0
Potassium and sodium compounds (except bleaches, alkalies and alums)		2819-7	12/82	137.3	135.3	135.4	.6	.1
Inorganic chemical catalytic preparations, n.e.c.		2819-8	12/82	139.5	139.5	139.5	4.7	0
Other industrial inorganic chemicals, n.e.c.		2819-9	12/82	121.1	122.6	122.5	3.6	-.1
Secondary products and miscellaneous receipts		2819-SM						
Miscellaneous receipts		2819-M	07/87	140.5	(³)	140.6	3.5	(³)
Secondary products		2819-S	12/82	198.0	198.6	198.5	-.2	-.1
Plastic materials and synthetic resins, rubbers, and non-glass fibers	282		12/84	133.1	129.3	130.4	4.9	.9
Plastic materials and resins	2821		12/80	171.3	164.7	166.7	6.4	1.2
Primary products		2821-P	12/80	159.1	154.3	154.9	5.2	.4
Thermoplastic resins		2821-3	12/80	156.0	150.8	151.5	5.6	.5
Acrylic resins		2821-301	12/86	124.4	(³)	125.7	7.3	(³)
Polyester resins saturated		2821-321	12/80	168.2	170.3	166.3	8.2	-2.3
Polyethylene resins		2821-332	12/98	149.6	(³)	(³)	(³)	(³)
Polypropylene resins		2821-351	12/80	131.1	121.1	122.2	6.1	.9
Styrene plastics materials		2821-361	12/80	135.4	136.7	130.6	5.5	-4.5
Vinyl and vinylidene resins		2821-371	12/80	161.2	149.1	149.1	1.5	0
Other thermoplastic resins		2821-389	12/98	113.1	114.6	113.8	2.8	-.7
Thermosetting resins		2821-4	12/80	175.6	172.8	173.0	3.5	.1
Secondary products and miscellaneous receipts		2821-SM						
Miscellaneous receipts		2821-M	12/98	98.5	98.5	98.5	.5	0
Secondary products		2821-S	12/80	252.3	231.2	(³)	(³)	(³)
Synthetic rubber	2822		06/81	125.7	125.1	125.3	3.0	.2
Primary products		2822-P	06/81	129.8	129.1	129.4	2.9	.2

See footnotes at end of table.

Table 5. Producer price indexes for the net output of selected industries and their products, not seasonally adjusted
—Continued

Industry and product ¹	Industry code	Product code	Index base	Index			Percent change to Oct. 2003 from:	
				June 2003 ²	Sep. 2003 ²	Oct. 2003 ²	Oct. 2002	Sep. 2003
Synthetic rubber, inc. SBR, ethylene propylene, & all other synthetic elastomers		2822-9	06/81	129.8	129.1	129.4	2.9	0.2
Secondary products and miscellaneous receipts		2822-SM						
Secondary products		2822-S	06/81	117.5	117.6	117.7	3.1	.1
Noncellulosic manmade fibers	2824		06/81	101.7	101.6	101.7	.5	.1
Primary products		2824-P	06/81	103.3	103.2	103.2	.4	0
Nylon and other polyamide fibers		2824-1	12/89	98.3	98.0	98.0	2.0	0
Polyester		2824-3	12/89	94.7	94.6	94.8	-.5	.2
Yarn, except producer textured (industrial and textile)		2824-311	06/81	112.9	112.5	(³)	(³)	(³)
Staple, tow and waste (fiberfill and other)		2824-332	06/98	88.0	88.2	88.7	-.3	.6
Other noncellulosic manmade fibers (except glass, carbon, and graphite)		2824-5	12/89	111.8	111.8	(³)	(³)	(³)
Producer textured noncellulosic manmade fibers		2824-6	06/81	108.4	108.4	(³)	(³)	(³)
Secondary products and miscellaneous receipts		2824-SM						
Drugs	283		12/84	235.4	237.4	237.4	3.9	0
Medicinal chemicals and botanical products (in bulk)	2833		06/82	138.5	139.6	138.9	2.2	-.5
Primary products		2833-P	06/82	134.3	134.0	134.0	1.7	0
Synthetic organic medicinal chemicals, in bulk		2833-1	06/82	134.4	133.6	134.5	1.4	.7
Other medicinal chemicals and botanical products, in bulk, n.e.c.		2833-3	06/82	128.2	129.8	126.5	3.3	-2.5
Secondary products and miscellaneous receipts		2833-SM						
Secondary products		2833-S	06/82	162.8	167.7	167.7	4.9	0
Pharmaceutical preparations	2834		06/81	343.4	346.8	347.4	4.9	.2
Primary products		2834-P	06/81	360.7	364.6	365.4	4.3	.2
Neoplasms, endocrine system, and metabolic diseases		2834-A	06/01	116.5	119.5	119.2	9.5	-.3
Cancer therapy products		2834-A11	06/81	753.1	759.1	759.8	5.3	.1
Insulin/anti-diabetes products		2834-A12	06/81	351.7	369.6	371.4	8.3	.5
Other neoplasms, endocrine system, and metabolic diseases, including hormones		2834-A13	06/81	370.7	379.7	376.1	13.3	-.9
Central nervous system and sense organs		2834-B	06/01	103.4	105.2	105.8	5.3	.6
Analgesics		2834-B11	06/01	104.0	105.0	106.0	3.4	1.0
Analgesics, prescription		2834-B1111	06/81	574.3	582.8	590.9	5.3	1.4
Analgesics, non-prescription		2834-B1112	06/81	212.7	212.7	(³)	(³)	(³)
Psychotherapeutics		2834-B12	06/81	2009.5	2075.1	2084.8	7.7	.5
Antidepressants		2834-B1211	12/87	326.2	341.1	341.2	10.3	0
Other psychotherapeutics, including tranquilizers		2834-B1213	06/01	105.7	108.0	108.9	5.6	.8
Other central nervous system and sense organs		2834-B13	06/01	90.0	90.2	90.7	3.1	.6
Cardiovascular system		2834-C	06/81	406.1	406.0	407.2	3.0	.3
Anticoagulants		2834-C11	06/81	103.2	103.2	103.2	1.7	0
ACE inhibitors		2834-C12	06/01	103.6	103.7	103.7	2.1	0
Other cardiovascular preparations		2834-C13	06/01	111.8	111.7	112.3	3.8	.5
Respiratory system		2834-4	06/01	110.0	110.4	111.1	3.2	.6
Bronchial therapy		2834-411	06/81	618.7	622.7	629.9	4.7	1.2
Other respiratory preparations		2834-412	06/01	107.4	107.6	107.8	1.8	.2
Other respiratory preparations, prescription		2834-41211	06/01	116.6	117.0	117.4	5.5	.3
Other respiratory preparations, non-prescription		2834-41212	06/01	99.6	(³)	(³)	(³)	(³)
Digestive and genito-urinary systems		2834-5	06/01	106.8	107.0	107.0	3.9	0
Antispasmodic/antisecretory		2834-511	06/81	313.9	313.9	313.9	6.8	0
Other digestive and genito-urinary preparations		2834-512	06/01	106.3	106.6	106.6	2.2	0
Other digestive and genito-urinary preparations, prescription		2834-51211	06/01	107.6	108.0	108.0	2.5	0
Other digestive and genito-urinary preparations, non-prescription		2834-51212	06/01	101.6	101.8	101.8	1.1	0
Skin preparations		2834-6	06/01	104.2	104.3	104.3	1.7	0
Skin preparations, prescription		2834-611	06/81	704.8	707.0	707.1	3.7	0
Skin preparations, non-prescription		2834-612	06/81	199.1	199.1	199.1	0	0
Vitamins, nutrients and hematinic preparations		2834-7	06/01	100.3	100.1	100.1	.7	0
Multivitamins		2834-711	06/81	158.3	158.3	158.5	2.1	.1
Other vitamins and nutrients		2834-721	06/01	99.5	99.2	99.1	-.1	-.1
Other vitamins and nutrients, prescription		2834-72111	06/01	107.9	109.8	109.1	2.9	-.6
Other vitamins and nutrients, non-prescription		2834-72112	06/01	96.1	95.0	95.1	-1.5	.1
Parasitic and infective diseases		2834-8	06/01	108.7	111.0	111.1	4.2	.1
Broad and medium spectrum antibiotics		2834-811	06/81	260.4	266.4	266.8	4.1	.2
Systemic antivirals		2834-867	06/01	110.1	111.0	111.1	3.3	.1
Other parasitic and infective diseases		2834-869	06/01	111.9	115.2	115.4	5.3	.2
Veterinary preparations		2834-9	06/81	122.6	121.6	121.6	-5.1	0
Secondary products and miscellaneous receipts		2834-SM						
Miscellaneous receipts		2834-M	06/81	327.4	327.8	327.8	8.0	0
Secondary products		2834-S	06/81	187.3	192.8	192.8	5.2	0
In vitro and in vivo diagnostics	2835		03/80	200.8	202.0	200.3	1.9	-.8
Primary Products		2835-P	06/87	131.7	132.7	131.4	1.0	-1.0
In vitro diagnostic substances		2835-1	06/91	117.0	117.8	116.6	.9	-1.0
Reagents		2835-111	06/87	125.6	126.9	126.1	.5	-.6
Standards and controls		2835-115	06/87	144.1	143.8	144.4	4.1	.4
Blood bank, hematology, and coagulation products		2835-131	06/00	99.5	101.2	101.1	.4	-.1
Microbiology, serology, histology, virology, and cytology products		2835-135	06/87	130.5	130.7	130.9	-1.2	.2

See footnotes at end of table.

Table 5. Producer price indexes for the net output of selected industries and their products, not seasonally adjusted
—Continued

Industry and product ¹	Industry code	Product code	Index base	Index			Percent change to Oct. 2003 from:	
				June 2003 ²	Sep. 2003 ²	Oct. 2003 ²	Oct. 2002	Sep. 2003
In vitro and in vivo diagnostics—Continued								
Other in vitro diagnostics, including culture media		2835-199	06/91	103.7	103.7	99.7	2.6	-3.9
Secondary products and miscellaneous receipts		2835-SM						
Miscellaneous receipts		2835-M	12/80	309.2	309.2	309.2	10.7	0
Secondary products		2835-S	03/80	247.3	247.3	247.3	.4	0
Biological products, except diagnostics	2836		06/91	136.6	136.6	136.5	-.9	-.1
Primary products		2836-P	06/91	129.0	129.0	128.9	-1.3	-.1
Blood and blood derivatives, for human use		2836-1	03/80	127.5	(³)	(³)	(³)	(³)
Other blood and blood derivatives, except those used for passive immunization		2836-121	03/80	117.8	(³)	(³)	(³)	(³)
Biologics for veterinary, industrial and other uses		2836-4	03/80	102.5	102.5	102.5	3.7	0
Veterinary vaccines		2836-411	06/91	127.1	127.1	127.1	5.5	0
Biologics for industrial and other uses		2836-431	03/87	139.0	(³)	139.0	.9	(³)
Other biologics: incl. antitoxins, immune serums, blood, and allergens, except diagnostics		2836-499	06/87	164.8	(³)	164.8	9.3	(³)
Secondary products and miscellaneous receipts		2836-SM						
Secondary products		2836-S	06/91	142.9	142.9	142.9	1.3	0
Pharmaceutical preparations		2834-S	06/91	151.8	151.8	151.8	1.2	0
Secondary products except pharmaceutical preparations		2836-SSS	03/92	109.3	109.3	109.3	1.7	0
Soap, detergents, and cleaning preparations, perfumes, cosmetics and other toilet preparations	284		12/84	134.7	135.2	135.0	.7	-.1
Soaps and other detergents	2841		06/83	129.3	130.3	130.1	.8	-.2
Primary products		2841-P	06/83	125.1	126.6	126.3	.6	-.2
Soaps and detergents, commercial, industrial, and institutional		2841-1	06/83	156.0	156.2	156.8	-.8	.4
Alkaline detergents, commercial, industrial, and institutional		2841-171	06/00	99.1	99.1	99.4	-4.1	.3
Synthetic organic detergents, commercial, industrial, and institutional		2841-172	06/00	103.7	104.2	104.0	1.1	-.2
All other commercial, industrial, institutional type cleaners and soaps		2841-178	06/00	106.9	106.9	107.8	2.0	.8
Household detergents		2841-2	06/83	108.1	109.9	109.4	1.0	-.5
Household dry laundry detergents		2841-262	06/83	132.0	133.3	132.7	.9	-.5
Household liquid detergents, light duty		2841-273	06/83	84.8	(³)	(³)	(³)	(³)
Household liquid detergents, heavy duty		2841-274	06/89	77.8	78.4	78.1	-2.7	-.4
Other household detergents		2841-275	06/00	104.1	105.8	105.0	1.5	-.8
Household soaps, except specialty cleaners and medicated soaps		2841-3	06/83	146.1	146.1	146.1	.1	0
Secondary and miscellaneous receipts		2841-SM						
Miscellaneous receipts		2841-M	06/83	143.7	143.8	142.8	1.1	-.7
Secondary products		2841-S	06/83	142.3	142.3	142.7	1.3	.3
Specialty cleaning, polishing, and sanitation preparations	2842		06/83	138.4	139.4	138.6	-.2	-.6
Primary products		2842-P	06/83	139.9	141.0	139.9	.5	-.8
Household bleaches (chlorine and nonchlorine)		2842-2	06/83	137.8	(³)	137.8	2.2	(³)
Specialty cleaning and sanitation products		2842-3	06/83	135.6	136.9	135.3	-.2	-1.2
Disinfectants, nonagricultural		2842-332	06/83	156.0	156.0	156.0	2.2	0
Household laundry aids, incl. fabric softeners and rinses		2842-343	06/83	142.4	142.4	142.4	.3	0
Air and room fresheners		2842-383	06/83	118.9	124.1	117.7	-2.2	-5.2
Other spec. cleaning prods., incl. glass window preps., toilet bowl clnrs., rug clnrs., etc.		2842-399	06/89	120.2	120.3	120.2	.3	-.1
Polishing preparations and related products		2842-4	06/83	155.6	156.5	156.4	1.6	-.1
Secondary products and miscellaneous receipts		2842-SM						
Miscellaneous receipts		2842-M	06/83	107.6	108.6	108.6	-5.6	0
Secondary products		2842-S	06/83	153.6	154.1	154.1	2.9	0
Surface-active agents	2843		12/83	154.6	154.7	154.4	1.2	-.2
Primary products		2843-P	12/83	155.9	157.6	156.8	2.0	-.5
Textile and leather assistants and finishes		2843-1	12/83	128.8	130.3	128.3	.4	-1.5
Bulk surface-active agents (surfactants)		2843-5	12/83	161.8	163.5	162.9	2.3	-.4
Secondary products and miscellaneous receipts		2843-SM						
Secondary products		2843-S	12/83	156.4	153.0	153.6	-.6	.4
Perfumes, cosmetics, and other toilet preparations	2844		03/80	181.8	181.9	181.9	.7	0
Primary products		2844-P	03/80	182.3	182.3	182.4	.8	.1
Shaving preparations		2844-1	03/80	153.1	153.1	153.1	1.3	0
Perfume, toilet water, and cologne		2844-2	03/80	200.4	200.2	200.2	.6	0
Hair preparations (including shampoos, except medicated)		2844-3	03/80	183.1	182.5	182.6	-.2	.1
Dentifrices, mouthwashes, gargles, and rinses		2844-4	03/80	130.1	130.1	130.1	-.2	0
Creams, lotions, oils (ex. shaving, hair deodorant, eye, manicuring and bath) .		2844-6	03/80	177.0	177.0	177.8	.6	.5
Other cosmetics and toilet preparations, n. e. c.		2844-7	06/99	103.5	103.8	103.7	1.7	-.1
Secondary products and miscellaneous receipts		2844-SM						
Secondary products		2844-S	03/80	285.2	285.0	285.1	.1	0
Paints and allied products	285		06/83	169.3	170.1	170.1	2.2	0
Paints and allied products	2851		06/83	169.0	169.8	169.9	2.2	.1
Primary products		2851-P	06/83	169.9	170.6	170.6	2.5	0
Architectural coatings, including architectural lacquers		2851-1	06/83	179.1	179.3	179.4	3.8	.1

See footnotes at end of table.

Table 5. Producer price indexes for the net output of selected industries and their products, not seasonally adjusted
—Continued

Industry and product ¹	Industry code	Product code	Index base	Index			Percent change to Oct. 2003 from:	
				June 2003 ²	Sep. 2003 ²	Oct. 2003 ²	Oct. 2002	Sep. 2003
Paints and allied products—Continued								
Exterior		2851-1A	06/83	168.5	168.9	169.2	4.6	0.2
Solvent-type		2851-1AA	06/83	192.2	192.5	193.4	10.0	.5
Enamels and tinting bases, including interior-exterior floor enamels		2851-115	12/88	158.7	160.1	159.8	1.2	-.2
Undercoaters and primers		2851-125	02/97	119.8	119.8	119.8	.3	0
Clear finishes		2851-135	02/85	153.8	153.8	153.8	0	0
Water-type		2851-1AB	06/83	152.1	152.6	152.6	1.2	0
Paints and tinting bases, including barn and roof paints		2851-141	12/88	141.6	142.2	142.1	1.3	-.1
Undercoaters and primers		2851-144	12/96	102.7	(³)	(³)	(³)	(³)
Other exterior water thinned coatings		2851-155	12/96	110.9	110.9	110.9	1.4	0
Interior		2851-1B	06/83	189.4	189.5	189.5	3.2	0
Solvent-type		2851-1BA	06/83	202.3	202.3	202.3	6.2	0
Semigloss, eggshell and satin paints and tinting bases		2851-169	06/83	190.2	(³)	190.2	.4	(³)
Clear finishes		2851-175	12/88	172.0	172.0	172.0	14.3	0
Water-type		2851-18	06/83	183.3	183.5	183.4	2.3	-.1
Flat paints and tinting bases		2851-181	06/83	195.7	196.1	196.0	3.0	-.1
Semigloss, eggshell and satin paints and tinting bases		2851-183	06/83	173.3	173.3	173.3	2.6	0
Undercoaters and primers		2851-186	12/88	117.0	(³)	(³)	(³)	(³)
Other interior water thinned coatings		2851-188	12/88	134.8	(³)	134.8	(³)	(³)
Product finishes for original equipment manufacturers (OEM), excluding marine coatings		2851-2	06/83	127.4	127.7	127.7	1.2	0
Transportation finishes, except powdered and high-solids coatings		2851-2A	06/83	128.4	128.1	128.1	.5	0
Automobile finishes		2851-222	06/83	116.2	115.9	115.9	-.3	0
Wood finishes		2851-2B	06/83	128.9	128.6	128.5	2.4	-.1
Wood furniture, cabinet, and fixture finishes		2851-237	06/83	144.1	143.7	143.5	2.9	-.1
Sheet, strip and coil coatings, including sidings, excluding containers		2851-241	06/83	116.8	121.1	121.1	3.7	0
Container and closure finishes		2851-243	06/83	115.8	115.8	115.8	0	0
Machinery and equipment finishes, including road building and farm implement		2851-247	06/83	181.4	181.6	181.9	.5	.2
Metal furniture and fixture finishes		2851-249	06/83	101.7	101.6	101.6	-.1	0
High-solids finishes (over 62.5 percent solids)		2851-254	06/83	153.9	153.9	153.9	1.2	0
Special purpose coatings, including all marine coatings		2851-3	06/83	221.6	224.1	224.1	2.4	0
Industrial maintenance paints (specially formulated)		2851-3A	06/83	197.2	197.2	197.2	.5	0
Interior		2851-301	06/83	175.1	175.1	175.1	1.7	0
Automotive and machinery refinish coatings		2851-3BA	06/83	291.3	298.0	(³)	(³)	(³)
Paints and enamels, except laquers		2851-314	06/83	312.2	324.8	(³)	(³)	(³)
Primers and undercoaters		2851-316	06/83	252.2	(³)	(³)	(³)	(³)
Aerosol paints		2851-33	07/83	130.6	130.6	130.6	.1	0
Other special purpose coatings		2851-398	12/88	131.6	131.6	131.6	3.1	0
Miscellaneous allied paint products		2851-5	12/88	157.1	157.2	157.2	2.5	0
Thinners for dopes & lacquers & oleoresinous thinners, inc. mixtures & proprietary thinners		2851-531	06/83	256.3	256.3	256.3	6.4	0
Pigment dispersions		2851-533	07/89	145.9	145.9	145.9	3.5	0
Misc. related products, inc. brush cleaners, nonpressure wood preservatives, putty, etc.		2851-598	12/88	131.9	132.0	132.0	.2	0
Secondary products and miscellaneous receipts		2851-SM						
Miscellaneous receipts		2851-M	06/83	149.0	151.6	151.6	-1.6	0
Resales		2851-Z89	06/83	148.5	(³)	151.2	-1.6	(³)
Secondary products		2851-S	06/83	165.8	169.0	168.5	-2.0	-.3
Plastic materials and resins		2821-S	12/96	113.8	(³)	(³)	(³)	(³)
Other secondary products		2851-SSSSS	06/83	129.0	133.2	132.6	2.0	-.5
Industrial organic chemicals	286		12/84	184.2	180.4	181.0	2.7	.3
Gum and wood chemicals	2861		06/84	173.5	172.0	171.9	.3	-.1
Primary products		2861-P	06/84	170.7	167.8	168.9	2.1	.7
Softwood distillation products		2861-1	06/84	129.9	129.2	131.5	6.7	1.8
Other gum and wood chemicals		2861-2	06/84	174.7	171.0	171.5	.7	.3
Tall oils		2861-29	06/84	125.8	125.0	126.1	3.9	.9
Secondary products and miscellaneous receipts		2861-SM						
Cyclic crudes and intermediates	2865		12/82	122.4	123.4	122.8	3.2	-.5
Primary products		2865-P	12/82	126.0	127.1	126.6	3.4	-.4
Cyclic intermediates		2865-1	12/82	119.2	120.9	120.0	5.4	-.7
Synthetic organic dyes		2865-2	12/82	95.0	96.1	96.9	-1.2	.8
Synthetic organic pigments, lakes, and toners		2865-3	12/82	134.8	133.9	134.7	1.4	.6
Aromatics, not made in a refinery		2865-6	05/83	118.0	(³)	(³)	(³)	(³)
Tars, tar crudes, and tar pitches		2865-7	05/83	115.1	(³)	(³)	(³)	(³)
Secondary products and miscellaneous receipts		2865-SM						
Secondary products		2865-S	12/82	126.4	125.7	124.4	4.5	-1.0
Industrial organic chemicals, n.e.c.	2869		12/82	194.1	188.9	189.7	2.5	.4
Primary products		2869-P	12/82	164.7	157.0	157.1	2.3	.1
Liquid refinery gases (aliphatics), not made in a refinery		2869-1	06/01	109.5	108.7	106.7	12.4	-1.8
Ethyl alcohol		2869-2	12/82	140.5	148.3	145.6	-.5	-1.8
Synthetic organic chemicals, n.e.c.		2869-3	12/82	85.9	84.1	84.1	1.6	0
Miscellaneous end-use chemicals and chemical products		2869-6	12/82	153.8	145.8	147.9	3.6	1.4

See footnotes at end of table.

Table 5. Producer price indexes for the net output of selected industries and their products, not seasonally adjusted
—Continued

Industry and product ¹	Industry code	Product code	Index base	Index			Percent change to Oct. 2003 from:	
				June 2003 ²	Sep. 2003 ²	Oct. 2003 ²	Oct. 2002	Sep. 2003
Industrial organic chemicals, n.e.c.—Continued								
Miscellaneous cyclic and acyclic chemicals and chemical products		2869-7	12/82	183.0	170.3	171.1	-1.7	0.5
Secondary products and miscellaneous receipts		2869-SM						
Miscellaneous receipts		2869-M	12/82	834.3	834.3	834.3	3.4	0
Secondary products		2869-S	12/82	172.1	181.0	184.8	3.7	2.1
Other secondary products		2869-SSS	12/82	207.8	218.6	223.2	8.0	2.1
Agricultural chemicals	287		12/84	135.3	135.7	136.3	7.1	.4
Nitrogenous fertilizers	2873		12/79	177.6	178.8	181.4	35.9	1.5
Primary products		2873-P	12/79	173.6	174.2	176.9	39.3	1.5
Synthetic ammonia, nitric acid, and ammonium compounds		2873-1	12/79	187.0	188.2	191.2	39.6	1.6
Urea		2873-2	12/79	113.8	112.9	114.5	38.0	1.4
Nitrogenous fertilizer materials of organic origin		2873-3	06/03	100.0	100.5	100.5	(³)	0
Secondary products and miscellaneous receipts		2873-SM						
Secondary products		2873-S	12/79	164.3	173.5	174.5	4.2	.6
Secondary products		2873-SS	12/79	164.3	(³)	(³)	(³)	(³)
Phosphatic fertilizers	2874		12/79	145.3	146.4	145.9	7.5	-.3
Primary products		2874-P	12/79	119.5	121.2	120.5	9.2	-.6
Superphosphate and other phosphatic fertilizer materials		2874-2	12/79	112.6	114.5	112.9	10.4	-1.4
Mixed fertilizers, made by plants which manufacture fertilizer materials		2874-4	12/79	(³)	132.3	131.9	(³)	-.3
Secondary products and miscellaneous receipts		2874-SM						
Fertilizers, mixing only	2875		12/79	149.7	150.9	151.2	5.1	.2
Primary products		2875-P	12/79	145.3	146.2	146.6	5.3	.3
Fertilizers, mixing only		2875-1	06/86	129.1	129.9	130.2	5.3	.2
Mixed fertilizers, solid		2875-125	06/03	100.0	100.7	101.0	(³)	.3
Mixed fertilizers, liquid		2875-131	06/86	130.7	130.9	130.9	8.7	0
Secondary products and miscellaneous receipts		2875-SM						
Miscellaneous receipts		2875-M	12/79	158.5	162.2	161.2	2.9	-.6
Miscellaneous receipts		2875-MM	12/79	158.5	(³)	(³)	(³)	(³)
Secondary products		2875-S	12/79	(³)	160.9	163.7	(³)	1.7
Pesticides and other agricultural chemicals	2879		06/82	137.8	137.5	138.4	.9	.7
Primary products		2879-P	06/82	146.0	145.7	146.7	.8	.7
Agricultural and commercial insecticides and chemicals		2879-A	06/03	100.0	99.8	100.5	(³)	.7
Lawn and garden pesticides and chemicals		2879-B	06/03	100.0	100.0	100.3	(³)	.3
Household and institutional pesticides and chemicals		2879-C	06/03	100.0	99.9	101.0	(³)	1.1
Secondary products and miscellaneous receipts		2879-SM						
Secondary products		2879-S	06/82	(³)	109.9	109.9	(³)	0
Miscellaneous chemical products	289		12/84	149.0	149.6	149.9	2.0	.2
Adhesives and sealants	2891		12/83	159.8	160.6	160.4	1.1	-.1
Primary products		2891-P	12/83	158.5	159.4	159.1	1.2	-.2
Natural base glues and adhesives		2891-3	12/83	169.3	169.3	169.3	.9	0
Synthetic resin and rubber adhesives, including cellulose, nitrocellulose, etc. .		2891-4	12/83	163.8	166.0	165.9	2.5	-.1
Vinyl type adhesives		2891-44	12/83	143.6	143.5	143.5	.1	0
Hot melt adhesives, including nylon, polyolefin, and other hot melts		2891-465	12/83	184.6	184.6	184.7	.5	.1
Rubber and synthetic resin combinations		2891-478	12/83	170.0	173.5	173.0	2.5	-.3
Other synthetic resin & rubber adhesives		2891-498	06/97	111.6	113.7	113.7	3.5	0
Structural sealants (load bearing)		2891-6	06/97	100.2	98.2	99.6	-2.5	1.4
Nonstructural sealants and caulks		2891-7	06/97	105.9	105.1	103.9	-1.2	-1.1
Secondary products and miscellaneous receipts		2891-SM						
Miscellaneous receipts		2891-M	12/83	202.3	202.3	202.3	.5	0
Secondary products		2891-S	12/83	146.0	145.9	146.1	.8	.1
Explosives	2892		12/80	222.2	230.7	230.7	9.0	0
Primary products		2892-P	12/80	194.9	203.4	203.4	8.4	0
Explosives, propellants, and blasting accessories (not manufactured in GOCOs)		2892-1	12/80	196.2	204.7	204.7	8.4	0
Industrial explosives		2892-11	12/80	183.0	195.1	195.1	14.7	0
Other industrial explosives		2892-127	06/88	144.4	144.4	144.4	1.8	0
Blasting accessories		2892-15	12/80	182.1	(³)	(³)	(³)	(³)
Other blasting accessories (squibs, ignitors, fuse, other blasting caps, n.e.c.)		2892-157	06/88	96.5	(³)	(³)	(³)	(³)
Secondary products and miscellaneous receipts		2892-SM						
Printing ink	2893		06/84	135.9	135.8	135.5	-1.4	-.2
Primary products		2893-P	06/84	135.7	135.5	135.2	-1.5	-.2
Letterpress ink (black and color)		2893-1	06/84	165.1	165.1	165.1	0	0
Lithographic and offset ink (black and color)		2893-2	06/84	132.2	132.2	132.0	-2.3	-.2
News and nonheat web ink		2893-231	12/89	121.2	121.2	121.2	.7	0
Publication and commercial web ink		2893-233	12/97	93.7	93.7	93.7	-1.6	0
Sheet-fed packaging ink		2893-234	12/97	95.7	95.3	94.0	-8.6	-1.4
Sheet-fed general printing ink		2893-244	12/97	103.9	103.9	103.9	-3.0	0

See footnotes at end of table.

Table 5. Producer price indexes for the net output of selected industries and their products, not seasonally adjusted

—Continued

Industry and product ¹	Industry code	Product code	Index base	Index			Percent change to Oct. 2003 from:	
				June 2003 ²	Sep. 2003 ²	Oct. 2003 ²	Oct. 2002	Sep. 2003
Printing ink—Continued								
Other lithographic and offset ink		2893-245	12/89	125.3	125.3	125.3	-2.6	0.0
Gravure ink		2893-3	06/84	127.5	127.5	127.5	-.2	0
Flexographic ink		2893-4	06/84	130.6	129.7	128.4	-2.1	-1.0
Packaging ink		2893-481	06/84	131.6	130.4	128.7	-2.8	-1.3
Solvent types		2893-48182	12/89	121.5	118.3	113.6	-7.2	-4.0
Water types		2893-48183	12/89	114.4	114.4	114.4	-.5	0
Other flexographic ink		2893-484	12/89	118.7	118.7	(³)	(³)	(³)
Printing ink, n.e.c.		2893-5	06/84	154.7	154.7	155.9	.9	.8
Secondary products and miscellaneous receipts		2893-SM						
Miscellaneous receipts		2893-M	06/84	160.4	160.4	160.4	1.7	0
Secondary products		2893-S	06/84	109.1	109.1	109.1	-2.7	0
Carbon black	2895		12/83	153.8	145.7	149.1	12.3	2.3
Primary products		2895-P	12/83	153.8	145.7	149.1	12.3	2.3
Carbon black		2895-1	12/83	153.8	145.7	149.1	12.3	2.3
Chemicals and chemical preparations, n.e.c.	2899		06/85	141.1	142.1	142.6	2.3	.4
Primary products		2899-P	06/85	139.9	141.0	141.6	2.3	.4
Salt, evaporated and solar		2899-1	06/85	131.7	133.9	(³)	(³)	(³)
Fatty acids (produced for sale as such)		2899-2	06/85	(³)	(³)	(³)	(³)	(³)
Chemical preparations, n.e.c., including essential oils		2899-5	06/85	143.7	144.9	145.6	2.0	.5
Water treating compounds		2899-57	06/85	138.3	141.6	141.7	2.7	.1
Chemical preparations, n.e.c., including essential oils and automotive chemicals		2899-59	06/85	139.4	139.8	140.7	1.8	.6
Secondary products and miscellaneous receipts		2899-SM						
Miscellaneous receipts		2899-M	08/01	101.3	100.9	101.3	.8	.4
Secondary products		2899-S	06/85	158.1	158.3	159.0	4.1	.4
Petroleum refining and related products	29		12/84	116.0	122.1	121.1	3.1	-.8
Petroleum refining	291		06/85	114.5	121.2	120.2	3.1	-.8
Petroleum refining	2911		06/85	114.5	121.2	120.2	3.1	-.8
Primary products		2911-P	06/85	116.0	122.7	121.7	3.0	-.8
Liquefied refinery gases, including other aliphatics(feed stock and other uses)		2911-A	06/85	335.8	331.0	360.7	19.1	9.0
Gasoline, including finished base stocks and blending agents		2911-1	06/85	112.5	124.4	116.7	3.6	-6.2
Motor gasoline, including finished base stocks and blending agents		2911-13	06/85	112.7	124.6	116.9	3.6	-6.2
Regular gasoline		2911-134	06/85	109.7	120.9	113.7	3.6	-6.0
Mid-premium gasoline		2911-135	12/87	168.4	187.9	176.1	4.0	-6.3
Premium gasoline		2911-136	06/85	112.5	125.5	116.6	3.6	-7.1
Jet fuel		2911-2	06/85	99.9	92.7	96.4	-10.9	4.0
Kerosene, except jet fuel		2911-3	06/85	93.4	92.8	108.6	2.8	17.0
Light fuel oils		2911-4	06/85	110.7	112.3	124.5	2.6	10.9
Home heating oil and other distillates, NEC		2911-411	06/85	108.2	109.1	120.6	3.2	10.5
Diesel fuel		2911-413	06/85	112.4	114.1	126.6	2.5	11.0
Heavy fuel oils, including No. 5, No. 6, heavy diesel, gas enrichment oils, etc.		2911-5	06/85	123.7	140.6	130.7	3.8	-7.0
Asphalt		2911-9	06/85	87.4	81.3	78.3	-3.6	-3.7
Paving and roofing materials	295		12/84	126.8	125.6	124.6	3.6	-.8
Asphalt paving mixtures and blocks	2951		06/81	147.9	147.6	146.1	2.8	-1.0
Primary products		2951-P	06/81	144.9	144.5	142.8	3.0	-1.2
Emulsified asphalt, including liquid additives		2951-111	06/81	131.3	131.3	131.0	4.0	-.2
Other liquid asphalt & tar paving materials, including cut backs		2951-112	06/81	106.3	106.3	104.8	.6	-1.4
Asphaltic (bituminous) concrete and paving cements		2951-113	06/81	155.8	155.3	153.2	3.2	-1.4
Other asphalt paving mixtures and blocks		2951-114	06/81	89.4	88.1	87.5	0	-.7
Secondary products and miscellaneous receipts		2951-SM						
Secondary products		2951-S	06/81	169.1	170.1	170.1	1.2	0
Asphalt felts and coatings	2952		06/84	123.2	120.8	120.3	4.5	-.4
Primary products		2952-P	06/84	122.3	119.7	119.2	4.4	-.4
Roofing asphalts and pitches, coatings, and cements including fibrated and nonfi		2952-2	06/84	138.3	138.3	138.3	11.7	0
Prepared asphalt and tar roofing and siding products including saturated felts a		2952-3	06/84	117.6	114.7	114.1	3.0	-.5
Smooth-surface roll roofing and cap sheets including organic and fiberglass base		2952-31	06/84	120.7	118.9	119.2	4.4	.3
Mineral-surface roll roofing and cap sheets including organic and fiberglass bas		2952-32	06/84	108.0	107.1	105.8	5.9	-1.2
Shingles including strip and individual, organic and inorganic, all styles		2952-33	12/91	117.4	117.3	117.2	5.8	-.1
Other prepared asphalt & tar products for roofing and siding incl. organic and f		2952-37	06/98	135.3	122.1	119.8	-5.8	-1.9
Secondary products and miscellaneous receipts		2952-SM						
Secondary products		2952-S	06/84	120.7	(³)	(³)	(³)	(³)

See footnotes at end of table.

Table 5. Producer price indexes for the net output of selected industries and their products, not seasonally adjusted

—Continued

Industry and product ¹	Industry code	Product code	Index base	Index			Percent change to Oct. 2003 from:	
				June 2003 ²	Sep. 2003 ²	Oct. 2003 ²	Oct. 2002	Sep. 2003
Miscellaneous products of petroleum and coal	299		12/84	165.8	165.9	167.2	4.1	0.8
Lubricating oils and greases	2992		12/80	192.3	192.3	194.2	4.6	1.0
Primary products		2992-P	12/80	194.9	195.0	197.0	4.7	1.0
Lubricating and similar oils		2992-1	12/80	196.8	196.9	199.1	5.0	1.1
Automotive lubricating oils		2992-111	12/80	214.3	214.3	216.9	5.4	1.2
Engine oils		2992-1115	06/95	121.1	121.1	122.8	5.2	1.4
Engine oil for gasoline engines		2992-11151	06/95	120.7	120.7	123.0	6.4	1.9
Engine oil for diesel engines		2992-11152	06/95	121.0	121.0	121.0	1.9	0
Other engine oil		2992-11153	06/95	136.3	136.3	137.0	7.0	.5
Transmission and hydraulic fluids		2992-1116	06/95	130.4	130.5	130.5	7.3	0
Automatic transmission fluid		2992-11161	06/95	134.0	134.0	134.0	6.3	0
Other transmission and hydraulic fluids		2992-11162	06/95	126.1	126.4	126.3	8.6	-.1
Automotive gear oil		2992-1117	06/95	132.4	131.9	(³)	(³)	(³)
Automotive gear oil		2992-11171	06/95	132.4	131.9	(³)	(³)	(³)
Industrial lubricating oils		2992-121	12/80	162.4	162.5	164.2	4.5	1.0
General industrial oils		2992-12111	12/80	167.8	168.1	171.0	6.5	1.7
Industrial process oils		2992-12112	12/80	147.3	146.8	146.8	-2.8	0
Industrial metalworking fluids		2992-12113	12/80	161.7	161.7	162.5	5.1	.5
Lubricating greases		2992-2	12/80	182.5	182.2	182.6	1.3	.2
Automotive greases		2992-231	12/80	165.9	(³)	165.9	3.7	(³)
Industrial greases		2992-232	12/80	191.0	191.6	191.2	.4	-.2
Other greases		2992-234	06/88	179.0	(³)	(³)	(³)	(³)
Secondary products and miscellaneous receipts		2992-SM						
Miscellaneous receipts		2992-M	12/80	180.5	180.8	180.8	2.3	0
Resales		2992-Z89	06/88	150.1	150.3	150.3	2.2	0
Secondary products		2992-S	12/80	159.7	159.8	159.8	4.4	0
Products of petroleum and coal, n.e.c.	2999		12/84	138.7	138.5	138.5	1.2	0
Primary products		2999-P	12/84	138.8	139.4	139.3	1.8	-.1
Petroleum and coal products, n.e.c.		2999-6	12/02	101.4	101.8	101.8	(³)	0
Secondary and miscellaneous products		2999-SM						
Miscellaneous receipts		2999-M	12/02	100.0	94.3	94.3	(³)	0
Rubber and miscellaneous plastic products	30		12/84	128.8	128.6	128.5	1.7	-.1
Tires and inner tubes	301		06/81	105.1	106.0	106.7	3.8	.7
Tires and inner tubes	3011		06/81	105.1	106.0	106.6	3.7	.6
Primary products		3011-P	06/81	100.2	101.0	101.7	3.8	.7
Passenger car pneumatic tires		3011-1	06/81	92.5	93.4	94.0	3.8	.6
Radials		3011-112	06/81	93.6	94.5	95.1	3.8	.6
All season (except high performance) and all other radials incl. off highway		3011-1122	12/88	98.5	99.9	100.9	3.4	1.0
High performance		3011-1123						
Truck/bus tires, including off highway		3011-2	06/81	94.0	94.7	95.6	4.6	1.0
Radials		3011-21	06/81	77.5	78.1	78.9	4.9	1.0
Light highway truck		3011-213	06/81	80.8	82.0	83.6	7.0	2.0
Medium and wide base highway truck		3011-214						
Replacement		3011-21412	06/95	105.9	105.9	105.9	3.7	0
Non-radials		3011-215	06/81	98.6	98.6	98.6	1.3	0
Other pneumatic and all solid tires		3011-3	06/81	127.9	128.5	128.8	1.4	.2
Tractor/implement tires		3011-314	06/81	119.9	120.4	(³)	(³)	(³)
Front tractor and farm implement Original equipment and replacement		3011-31411	06/95	81.4	81.9	(³)	(³)	(³)
All other pneumatic, including aircraft, mobile home and bicycle		3011-319	06/81	138.9	140.5	140.5	2.8	0
Industrial and highway - solid		3011-333	06/81	129.7	129.7	133.0	5.2	2.5
Inner tubes		3011-4	06/81	134.2	134.2	134.2	.1	0
Tread rubber, tire sundries, and repair materials		3011-5	06/81	144.0	144.9	144.0	2.1	-.6
Tread rubber		3011-511	06/81	134.0	(³)	(³)	(³)	(³)
Other tire sundries and repair materials, n.e.c.		3011-539	06/81	177.7	178.1	177.7	-.2	-.2
Rubber and plastic footwear	302		12/80	128.9	128.9	128.9	.2	0
Rubber and plastic footwear	3021		12/80	128.9	128.9	128.9	.2	0
Primary products		3021-P	12/80	135.0	135.0	135.0	.2	0
Protective Footwear		3021-4	12/80	158.0	158.0	158.0	.8	0
Shoes with soles vulcanized, molded or cemented to fabric uppers, excl. slippers		3021-5	12/86	(³)	(³)	114.5	(³)	(³)
Secondary products and miscellaneous receipts		3021-SM						
Miscellaneous receipts		3021-M	12/93	(³)	(³)	101.1	(³)	(³)
Secondary products		3021-S	12/80	(³)	137.0	137.0	(³)	0
Gaskets, packing, and sealing devices and rubber and plastics hose and belting	305		06/95	111.4	111.6	111.7	1.1	.1
Rubber and plastics hose and belting	3052		12/81	158.6	159.3	159.3	1.6	0
Primary products		3052-P	12/81	157.4	158.2	158.2	1.4	0
Rubber and plastics belts and belting, flat		3052-1	12/81	158.9	159.8	159.8	2.2	0

See footnotes at end of table.

Table 5. Producer price indexes for the net output of selected industries and their products, not seasonally adjusted
—Continued

Industry and product ¹	Industry code	Product code	Index base	Index			Percent change to Oct. 2003 from:	
				June 2003 ²	Sep. 2003 ²	Oct. 2003 ²	Oct. 2002	Sep. 2003
Rubber and plastics hose and belting—Continued								
Light weight conveyor and elevator		3052-103	12/81	176.4	176.6	176.6	0.5	0.0
Heavy duty conveyor and elevator		3052-105	12/81	183.5	185.5	185.5	4.0	0
Rubber and plastics transmission belts and belting, other than flat		3052-2	12/81	146.7	146.7	146.7	0	0
Motor vehicle		3052-225	12/81	(³)	(³)	(³)	(³)	(³)
Rubber hose, mandrel made, and all hydraulic		3052-3	12/81	167.8	169.7	169.7	1.2	0
Textile, nonhydraulic		3052-314	12/81	184.9	(³)	184.9	0	(³)
Wire, hydraulic		3052-316	12/81	173.5	175.8	175.8	.7	0
Wire, nonhydraulic		3052-318	12/81	91.2	91.2	91.2	1.9	0
Rubber and plastics garden hose		3052-5	12/81	154.4	(³)	(³)	(³)	(³)
Plastics, including perforated sprinkler		3052-561	12/81	145.4	(³)	(³)	(³)	(³)
Rubber		3052-563	12/81	181.7	(³)	(³)	(³)	(³)
All other rubber and plastics hose		3052-6	12/81	174.5	176.0	176.0	3.8	0
All other rubber hose		3052-6A	06/95	121.0	122.3	122.3	4.4	0
Wrapped reinforced		3052-63	07/95	(³)	(³)	(³)	(³)	(³)
All other rubber hose, n.e.c.		3052-674	12/81	158.3	158.3	158.3	2.5	0
Plastic hose, except garden		3052-68	12/81	194.2	194.1	194.1	1.6	0
Hydraulic		3052-682	06/87	161.2	161.2	161.2	5.0	0
Nonhydraulic		3052-684	12/81	204.6	204.4	204.5	0	0
Secondary products and miscellaneous receipts		3052-SM						
Secondary products		3052-S	12/81	201.5	200.7	200.7	3.1	0
Gaskets, packing and sealing devices	3053		12/85	140.7	140.7	140.8	.7	.1
Primary products		3053-P	12/85	145.4	145.3	145.6	.7	.2
Compression packings		3053-4	12/85	176.4	176.4	176.4	2.6	0
Nonmetallic gaskets and gasketing		3053-5	12/85	157.0	157.0	157.0	.3	0
Elastomeric, all material		3053-515	12/85	138.7	138.7	138.7	-1.4	0
Other non-metallic, n.e.c.		3053-529	12/85	134.2	134.1	134.1	.8	0
Molded packing and sealing devices		3053-6	12/85	136.5	136.5	137.4	1.5	.7
O-rings (including spliced; excluding metal)		3053-621	12/85	119.7	119.7	122.5	4.2	2.3
All other molded packing and seals (including leather and plastic seals)		3053-635	12/85	148.3	148.3	148.3	.4	0
Metallic gaskets and machined seals		3053-7	12/85	181.8	181.8	181.8	1.6	0
Axial mechanical face seals		3053-8	12/85	156.9	156.9	156.9	1.6	0
Rotary oil seals		3053-9	12/90	108.2	108.0	108.0	-1.6	0
Secondary products and miscellaneous receipts		3053-SM						
Secondary products		3053-S	12/85	98.8	98.8	98.8	0	0
Fabricated rubber products, n.e.c.	306		12/88	121.8	122.1	122.1	.2	0
Molded, extruded and lathe cut mechanical rubber goods	3061		12/88	119.3	119.8	119.4	.3	-.3
Primary products		3061-P	12/88	117.4	118.0	117.6	.1	-.3
Molded rubber mechanical goods		3061-A	06/83	120.8	121.7	121.1	.1	-.5
Automotive		3061-A11	06/83	97.2	98.1	97.3	.1	-.8
Transportation, other than automotive		3061-A12	06/83	135.7	136.5	136.5	.6	0
Appliances, household and commercial		3061-A13	06/83	117.8	117.8	117.8	.7	0
Oil and gas field machinery and equipment		3061-A14	06/83	134.7	134.7	134.7	0	0
Other molded goods		3061-A16	06/83	152.6	152.9	152.8	-.5	-.1
Extruded rubber mechanical goods		3061-B	06/83	115.4	115.4	115.4	.2	0
Automotive, except tubing		3061-B11	06/83	99.4	99.4	99.4	.1	0
Automotive tubing		3061-B13	12/88	94.0	(³)	(³)	(³)	(³)
Other tubing		3061-B14	06/83	190.2	191.3	191.3	4.6	0
Other extrusions		3061-B19	06/83	135.9	135.6	135.6	-1.1	0
Secondary products and miscellaneous receipts		3061-SM						
Secondary products		3061-S	06/83	147.5	147.5	147.5	2.0	0
Fabricated rubber products, n.e.c.	3069		06/83	135.3	135.4	135.6	.1	.1
Primary products		3069-P	06/83	135.5	135.6	135.8	-.6	.1
Industrial rubber products, n.e.c.		3069-C	06/83	153.4	154.2	154.0	-.4	-.1
Roll coverings, rubber and plastics		3069-C12	06/83	158.9	158.9	158.9	1.1	0
Other industrial rubber products, n.e.c.		3069-C55	12/99	99.9	100.5	100.4	-.8	-.1
Rubber coated fabrics and rubber clothing		3069-D	06/83	136.4	136.4	145.9	5.3	7.0
Other rubber goods		3069-E	06/83	133.9	133.7	133.3	-1.4	-.3
Sponge, extruded and foam rubber		3069-3	06/83	143.3	143.3	143.3	-3.2	0
Rubber floor and wall coverings		3069-4	06/83	123.0	122.6	122.7	.5	.1
Prophylactics		3069-5	12/88	167.0	166.7	167.0	.1	.2
Rubber druggist and medical sundries, including household gloves		3069-7	06/83	147.0	147.0	147.3	2.4	.2
Rubber compounds or mixtures for sale or interplant transfer		3069-9	06/83	124.2	123.9	123.7	-2.3	-.2
Secondary products and miscellaneous receipts		3069-SM						
Secondary products		3069-S	06/83	132.2	132.6	133.6	1.7	.8
Miscellaneous plastic products	308		06/93	113.6	113.2	113.0	1.7	-.2
Unsupported plastics film and sheet	3081		06/93	119.4	118.7	118.4	4.0	-.3
Primary products		3081-P	12/82	141.9	140.8	140.4	4.0	-.3
Unsupported plastics film and sheet		3081-1	12/82	141.9	140.8	140.4	4.0	-.3
Unsupported polyethylene film and sheet		3081-102	06/93	143.9	143.8	142.7	6.9	-.8
Unsupported vinyl and vinyl copolymer film and sheet		3081-104	06/93	111.4	112.1	111.9	1.8	-.2

See footnotes at end of table.

Table 5. Producer price indexes for the net output of selected industries and their products, not seasonally adjusted
—Continued

Industry and product ¹	Industry code	Product code	Index base	Index			Percent change to Oct. 2003 from:	
				June 2003 ²	Sep. 2003 ²	Oct. 2003 ²	Oct. 2002	Sep. 2003
Unsupported plastics film and sheet—Continued								
Other unsupported plastics film and sheet		3081-106	06/93	113.6	111.3	111.3	1.9	0.0
Secondary products and miscellaneous receipts		3081-SM						
Secondary products		3081-S	06/93	109.0	110.3	110.3	3.6	0
Unsupported plastics profile shapes, rods and tubes	3082		06/93	108.0	114.1	108.0	-2.4	-5.3
Primary products		3082-P	12/82	141.2	150.5	141.2	-3.0	-6.2
Unsupported plastics profile shapes, rods and tubes		3082-1	12/82	141.2	150.5	141.2	-3.0	-6.2
Secondary products and miscellaneous receipts		3082-SM						
Secondary products		3082-S	06/93	118.0	118.0	118.0	.7	0
Laminated plastics plate, sheet, and profile shapes	3083		06/93	123.3	123.1	123.1	0	0
Primary products		3083-P	12/82	159.1	158.9	158.9	0	0
Laminated plastics plate, sheet and profiles		3083-1	12/82	159.1	158.9	158.9	0	0
Secondary products and miscellaneous receipts		3083-SM						
Plastics pipe	3084		06/93	129.4	121.5	122.8	3.5	1.1
Primary products		3084-P	12/82	122.2	114.5	115.7	3.6	1.0
Plastics pipe		3084-1	12/82	122.2	114.5	115.7	3.6	1.0
Drain, waste and vent		3084-111	06/87	97.2	92.4	92.8	3.7	.4
Sewer		3084-112	06/87	125.8	117.2	118.8	4.7	1.4
Oil and gas		3084-113	07/93	(³)	(³)	(³)	(³)	(³)
Water		3084-114	06/87	103.6	93.7	94.9	2.5	1.3
Industrial and mining		3084-115	06/93	178.4	170.4	172.4	6.0	1.2
Other plastics pipe		3084-119	07/87	131.1	125.8	127.2	-3.8	1.1
Secondary products and miscellaneous receipts		3084-SM						
Secondary products		3084-S	06/93	162.3	157.1	157.7	3.3	.4
Plastic bottles	3085		06/93	116.5	114.0	114.7	4.7	.6
Primary products		3085-P	12/82	133.0	130.1	131.0	4.8	.7
Plastic bottles		3085-1	06/87	126.8	124.0	124.8	4.8	.6
Secondary products and miscellaneous receipts		3085-SM						
Secondary products		3085-S	06/93	127.6	124.9	124.9	7.3	0
Plastic foam products	3086		06/93	115.9	116.2	116.3	4.0	.1
Primary products		3086-P	06/87	126.3	126.6	126.8	4.4	.2
Transportation foam products made of polystyrene or urethane		3086-11	12/82	114.3	114.3	114.3	1.7	0
Packaging foam products made of polystyrene or urethane		3086-2	12/82	127.7	127.7	127.7	3.0	0
Building and construction foam products made of polystyrene or urethane		3086-3	01/83	159.2	(³)	162.9	6.7	(³)
Furniture and furnishing foam products made of polystyrene or urethane		3086-4	12/82	140.7	(³)	139.2	-1.4	(³)
Consumer and institutional foam products made of polystyrene or urethane		3086-5	12/82	123.7	123.6	123.4	1.3	-2
Other plastic foam products made of polystyrene or urethane		3086-6	02/89	89.1	(³)	(³)	(³)	(³)
Products made of other foam, including phenolics, vinyl, cellulose acetate, etc.		3086-7	12/99	112.4	(³)	112.9	5.4	(³)
Secondary products and miscellaneous receipts		3086-SM						
Custom compounding of purchased resins	3087		06/93	110.8	110.6	110.6	4.0	0
Primary products		3087-P	06/93	115.1	114.8	114.8	5.7	0
Custom compounding of purchased resins and color concentrates		3087-1	06/93	115.1	114.8	114.8	5.7	0
Custom compounding of purchased resins		3087-112	06/93	115.8	115.5	115.6	7.5	.1
Plastics color concentrates		3087-113	06/93	114.1	(³)	(³)	(³)	(³)
Secondary products and miscellaneous receipts		3087-SM						
Plastic plumbing fixtures	3088		06/93	119.2	119.3	119.5	.7	.2
Primary products		3088-P	06/93	118.2	118.2	118.5	.7	.3
Plastic plumbing fixtures		3088-1	06/93	118.2	118.2	118.5	.7	.3
Plastic plumbing fixtures		3088-101	06/93	118.2	118.2	118.5	.7	.3
Plastics products, n.e.c.	3089		06/93	110.7	110.3	110.3	.6	0
Primary products		3089-P	06/87	130.3	130.3	130.1	.6	-2
Reinforced and fiberglass plastics products, n.e.c.		3089-A	06/93	113.2	113.2	113.2	.1	0
Transportation, fabricated plastics products, except foam & reinforced plastics		3089-1	06/93	98.8	98.8	98.8	-.9	0
Electrical & electronic fabricated plastics products, except foam and reinforced		3089-2	12/82	109.3	109.3	109.3	.1	0
Industrial machinery plastics products, except foam		3089-3	06/93	112.6	112.6	113.7	1.2	1.0
Plastics packaging, except film and sheet, foam, and bottles		3089-4	06/93	121.0	121.4	120.6	8.1	-.7
Plastics dinnerware, tableware, and kitchenware, except foam and cups		3089-5	06/93	116.7	116.7	116.7	1.7	0
Consumer, institutional, and commercial fabricated plastics products, excl. foam		3089-6	06/93	108.0	107.7	107.6	-.1	-.1
Plastics furniture components and furnishings excl. foam and reinforced plastics		3089-7	12/82	111.7	111.7	111.7	0	0
Building & construction fabricated plastics products, excl foam & hardware		3089-8	06/87	145.1	145.1	145.1	-3.4	0
Plastics shoe products including taps, soles, slabs, and quarterlinings		3089-9	06/84	132.8	(³)	(³)	(³)	(³)
Secondary products and miscellaneous receipts		3089-SM						
Secondary products		3089-S	06/93	122.7	118.6	119.1	.8	.4

See footnotes at end of table.

Table 5. Producer price indexes for the net output of selected industries and their products, not seasonally adjusted
—Continued

Industry and product ¹	Industry code	Product code	Index base	Index			Percent change to Oct. 2003 from:	
				June 2003 ²	Sep. 2003 ²	Oct. 2003 ²	Oct. 2002	Sep. 2003
Leather and leather products	31		12/84	142.7	142.6	143.2	1.0	0.4
Leather tanning and finishing	311		06/81	199.0	199.2	201.3	3.1	1.1
Leather tanning and finishing	3111		06/81	198.9	199.0	201.1	3.1	1.1
Primary products		3111-P	06/81	199.5	199.6	201.7	3.1	1.1
Finished and unfinished leather		3111-6	12/97	114.6	114.7	116.0	3.4	1.1
Finished cattle and kip side leather		3111-61	12/97	106.4	105.4	106.0	-1.6	.6
Unfinished cattle and kip side leather		3111-65	12/97	147.4	151.8	156.2	20.4	2.9
Other leathers, finished and unfinished		3111-67	12/97	108.9	108.9	108.9	-.5	0
Receipts for contract tanning done for others on their materials		3111-9	06/81	139.7	139.7	139.9	-.1	.1
Secondary products		3111-S	04/82	148.0	148.0	148.0	.5	0
Boot and shoe cut stock and findings	313		12/84	140.7	142.8	143.0	1.6	.1
Boot and shoe cut stock and findings	3131		12/84	140.7	142.8	143.0	1.6	.1
Primary products		3131-P	12/84	144.4	146.6	146.8	1.6	.1
Other leather cut stock		3131-131	12/84	135.6	137.4	137.2	1.2	-.1
Non-leather stock and findings incl. heels		3131-191	12/84	140.3	142.1	142.8	1.8	.5
Secondary products and miscellaneous receipts		3131-SM						
Footwear, except rubber	314		12/84	142.6	142.2	142.8	1.3	.4
House slippers	3142		06/85	136.3	136.3	136.3	0	0
Primary products		3142-P	06/85	132.1	132.1	132.1	0	0
House slippers, all types, except socks		3142-1	06/85	131.7	131.7	131.7	0	0
Secondary products and miscellaneous receipts		3142-SM						
Secondary products		3142-S	12/90	140.2	140.2	140.2	(³)	0
Men's footwear	3143		12/80	169.3	168.7	169.9	1.9	.7
Primary products		3143-P	12/80	174.0	173.2	174.1	2.1	.5
Men's shoes, except athletic		3143-4	12/93	113.1	112.5	113.1	2.0	.5
Dress and casual shoes and boots, except western		3143-411	12/93	114.0	114.2	114.1	1.8	-.1
Western style boots		3143-422	12/93	98.6	(³)	98.6	2.1	(³)
Workshoes and work oxfords		3143-441	12/93	120.5	120.5	120.5	1.6	0
Secondary products and miscellaneous receipts		3143-SM						
Secondary products		3143-S	12/80	144.3	144.1	146.2	1.5	1.5
Women's footwear	3144		12/80	132.8	132.5	132.6	.1	.1
Primary products		3144-P	12/80	131.6	131.2	131.2	0	0
Women's footwear, except athletic		3144-A	12/93	104.7	104.4	104.4	0	0
Secondary products and miscellaneous receipts		3144-SM						
Secondary products		3144-S	12/80	179.2	179.2	179.2	.1	0
Footwear, except rubber, n.e.c.	3149		12/79	158.6	158.6	158.6	1.4	0
Primary products		3149-P	12/79	160.3	160.3	160.3	1.2	0
All other footwear, including youths' and boys', misses' children's, and infants		3149-8	12/02	100.6	100.6	100.6	(³)	0
Secondary products and miscellaneous receipts		3149-SM						
Leather gloves and mittens	315		06/85	139.6	139.9	139.9	.9	0
Leather gloves and mittens	3151		06/85	139.6	139.9	139.9	.9	0
Primary products		3151-P	06/85	143.0	143.5	143.5	-1.8	0
All leather dress and semidress gloves and mittens		3151-2	06/85	133.4	133.2	133.2	.2	0
All leather dress and semidress gloves and mittens		3151-222	06/91	106.9	106.7	106.7	.2	0
All leather work gloves and mittens		3151-7	06/85	146.0	146.7	146.7	-2.5	0
All grain, excluding welders		3151-781	06/85	143.1	144.0	144.0	-6.0	0
All split, excluding welders		3151-783	06/85	138.7	138.7	138.7	6.4	0
Secondary products and miscellaneous receipts		3151-SM						
Resales		3151-Z89	06/85	147.4	147.4	147.4	6.2	0
Secondary products		3151-S	06/85	113.7	113.7	114.9	1.1	1.1
Luggage	316		12/84	124.0	122.9	124.0	-1.5	.9
Luggage	3161		12/84	123.9	122.9	123.9	-1.6	.8
Primary products		3161-P	12/84	125.8	124.3	125.8	.3	1.2
Hand luggage		3161-1	12/84	115.2	113.9	(³)	(³)	(³)
Luggage other than hand luggage		3161-2	12/84	141.7	141.6	141.7	-4.4	.1
Secondary products and miscellaneous receipts		3161-SM						
Secondary products		3161-S	12/84	(³)	(³)	(³)	(³)	(³)
Secondary products		3161-SS	06/90	(³)	(³)	(³)	(³)	(³)
Handbags and other personal leather goods	317		12/84	125.5	128.1	126.1	.2	-1.6
Women's and children's handbags and purses	3171		06/82	126.6	130.9	130.1	2.5	-.6
Primary products		3171-P	06/82	127.5	132.2	131.1	3.2	-.8

See footnotes at end of table.

Table 5. Producer price indexes for the net output of selected industries and their products, not seasonally adjusted
—Continued

Industry and product ¹	Industry code	Product code	Index base	Index			Percent change to Oct. 2003 from:	
				June 2003 ²	Sep. 2003 ²	Oct. 2003 ²	Oct. 2002	Sep. 2003
Women's and children's handbags and purses—Continued								
All or chiefly leather		3171-511	06/82	129.9	132.7	131.1	4.5	-1.2
Other materials, except precious metals		3171-541	12/98	100.7	108.6	108.6	.2	0
Secondary products and miscellaneous receipts		3171-SM						
Secondary products		3171-S	06/82	136.5	(³)	139.9	0	(³)
Personal leather goods except women's handbags and purses	3172		06/82	145.7	146.4	142.7	-2.3	-2.5
Primary products		3172-P	06/82	148.3	148.4	144.6	-2.3	-2.6
Billfolds, wallets, french purses and clutches		3172-511	06/82	150.6	150.6	143.1	-5.0	-5.0
Other personal goods		3172-598	12/98	102.2	102.3	102.1	.4	-2
Secondary products and miscellaneous receipts		3172-SM	06/82	128.7	132.2	128.7	-2.6	-2.6
Secondary products		3172-S	06/82	140.2	147.4	140.2	-4.7	-4.9
Secondary products		3172-SS	06/89	123.4	129.7	123.4	-4.6	-4.9
Leather goods, n.e.c.	319		06/85	149.1	149.1	149.1	.5	0
Leather goods, n.e.c.	3199		06/85	149.1	149.1	149.1	.5	0
Primary products		3199-P	06/85	153.5	153.5	153.5	.7	0
Leather goods, excluding industrial leather		3199-A	12/91	121.6	121.6	121.6	.3	0
Saddlery and harness and accouterments		3199-131	06/85	148.6	148.6	148.6	.5	0
Dog collars, leashes and other household pet accessories made of leather		3199-196	06/85	149.0	(³)	(³)	(³)	(³)
Other leather goods		3199-197	06/85	148.6	148.6	148.6	.3	0
Industrial leather		3199-B	12/91	132.1	132.1	(³)	(³)	(³)
Industrial leather belting/industrial leather products		3199-191	06/85	186.0	186.0	(³)	(³)	(³)
Secondary products and miscellaneous receipts		3199-SM						
Secondary products		3199-S	06/85	150.7	150.7	150.7	.7	0
Stone, clay, glass, and concrete products	32		12/84	137.7	138.1	137.9	.4	-.1
Flat glass	321		12/80	96.8	95.8	94.4	-.3	-1.5
Flat glass	3211		12/80	96.8	95.8	94.4	-.3	-1.5
Primary products		3211-P	12/80	96.9	95.4	94.6	-.4	-.8
Other flat glass, made from glass produced in the same establishment		3211-4	12/80	96.4	(³)	(³)	(³)	(³)
Raw flat glass or window glass (float, sheet and plate)		3211-5	12/80	104.4	102.5	101.0	1.2	-1.5
Up to and including .107 inch		3211-512	12/80	87.8	(³)	(³)	(³)	(³)
Glass and glassware, pressed or blown	322		12/84	129.0	128.5	127.9	.9	-.5
Glass containers	3221		06/82	137.7	138.5	138.4	3.2	-.1
Primary products		3221-P	06/82	138.1	139.0	138.9	3.2	-.1
Narrow neck and wide mouth containers, ex.food		3221-A	06/95	107.0	107.9	107.8	3.8	-.1
Beverage containers		3221-1B	06/95	104.6	105.7	105.7	4.0	0
Non-alcoholic beverage		3221-115	06/82	137.1	137.1	137.1	3.2	0
Food containers		3221-2	06/95	107.0	106.9	106.8	1.5	-.1
Narrow neck food containers		3221-21	06/82	133.9	132.3	131.8	4.4	-.4
Wide mouth food containers		3221-22	07/95	104.6	104.7	104.7	1.1	0
Secondary products and miscellaneous receipts		3221-SM						
Pressed and blown glass, n.e.c.	3229		06/83	131.7	130.0	129.1	-.9	-.7
Primary products		3229-P	06/83	132.3	130.6	129.6	-1.0	-.8
Table, kitchen, art, and novelty glassware		3229-1	06/83	160.7	158.7	160.8	.1	1.3
Machine made table, kitchen, art, and novelty glassware		3229-12	06/83	161.8	159.8	162.0	.1	1.4
Tumblers (one piece excluding packers' tumblers)		3229-121	06/83	153.4	154.7	153.7	3.5	-.6
Tableware		3229-123	06/83	154.5	154.5	154.5	-3.9	0
Cookware, ovenware, kitchenware, and microwave oven glass		3229-125	06/83	153.7	(³)	153.7	-.8	(³)
Ornamental, decorative, and novelty glassware and smokers' accessories		3229-128	06/83	138.6	138.6	138.6	-6.2	0
Handmade table, kitchen, art, and novelty glassware		3229-13	06/83	164.4	164.4	164.4	.6	0
Lighting and electronic glassware		3229-2	06/83	122.1	121.6	121.9	1.8	.2
Machine-made lighting/electronic glassware		3229-2A	12/91	103.3	103.3	103.3	2.2	0
Bowls and enclosing globes (interior and exterior)		3229-224	12/91	147.7	147.7	147.7	3.6	0
Glass fiber-textile type		3229-3	06/83	98.1	95.2	91.9	-4.9	-3.5
Other pressed and blown glassware		3229-4	06/83	180.1	180.1	180.1	.2	0
Machine-made glassware, n.e.c.		3229-4A	12/91	126.0	126.0	126.0	.1	0
Other glassware		3229-428	12/91	125.2	125.2	125.2	0	0
Handmade glassware, n.e.c.		3229-4B	12/91	(³)	(³)	(³)	(³)	(³)
Transfers and shipments of partially fabricated pressed and blown glassware, n.e.c.		3229-4C	12/91	116.7	116.7	116.7	3.2	0
Secondary products and miscellaneous receipts		3229-SM						
Secondary products		3229-S	06/83	102.5	102.5	102.5	-.4	0
Products of purchased glass	323		06/83	133.5	133.0	132.8	-1.0	-.2
Products of purchased glass	3231		06/83	133.5	133.0	132.8	-1.0	-.2
Primary products		3231-P	06/83	132.2	131.7	131.6	-1.1	-.1
Laminated glass, including plate, float, and sheet		3231-3	06/83	108.3	108.2	108.9	-.8	.6

See footnotes at end of table.

Table 5. Producer price indexes for the net output of selected industries and their products, not seasonally adjusted
—Continued

Industry and product ¹	Industry code	Product code	Index base	Index			Percent change to Oct. 2003 from:	
				June 2003 ²	Sep. 2003 ²	Oct. 2003 ²	Oct. 2002	Sep. 2003
Products of purchased glass—Continued								
For construction and architectural uses		3231-321	06/87	126.7	125.2	125.8	-2.7	0.5
For automotive uses		3231-341	06/87	97.6	97.9	98.9	-.1	1.0
OEM		3231-34101	06/87	91.5	91.7	91.7	1.9	0
Replacement		3231-34102	06/87	115.8	(³)	121.7	-6.7	(³)
For other uses		3231-369	06/94	107.0	107.0	107.0	0	0
Mirrors, plate and float (decorated or undecorated)		3231-5	06/83	142.3	142.3	142.5	-1.0	.1
Framed mirrors		3231-521	06/83	170.9	(³)	170.9	0	(³)
Unframed mirrors		3231-541	06/83	132.9	132.9	133.5	-3.4	.5
Pressed and blown glassware, made from glass purchased or transferred from other establishment		3231-7	06/83	147.1	147.1	147.1	-.3	0
Other glassware, including scientific, laboratory, industrial, etc.		3231-751	06/83	176.5	176.5	176.5	.7	0
Other glass products, made from glass purchased or transferred from other establishments		3231-8	06/83	125.1	124.3	123.5	-1.7	-6
Multiple-glazed, sealed insulating glass units		3231-871	06/83	138.7	138.7	138.7	0	0
Tempered glass		3231-88	06/87	96.5	95.6	94.9	-2.2	-.7
For automotive use		3231-881	06/83	104.7	103.6	(³)	(³)	(³)
OEM		3231-88104	06/87	94.4	93.5	(³)	(³)	(³)
For construction and architectural use		3231-883	06/83	102.7	101.5	102.0	-2.0	.5
For other uses		3231-889	06/83	156.0	156.0	156.0	.2	0
Other flat glass products		3231-898	06/83	190.5	190.5	190.5	1.4	0
Secondary products and miscellaneous receipts		3231-SM						
Miscellaneous receipts		3231-M	12/83	172.6	171.9	171.9	3.7	0
Resales		3231-Z89	12/83	124.3	123.7	123.7	1.0	0
Secondary products		3231-S	06/83	129.8	129.8	129.1	-.3	-.5
Hydraulic cement	324		06/82	151.2	150.3	150.4	-1.4	.1
Hydraulic cement	3241		06/82	151.2	150.3	150.4	-1.4	.1
Primary products		3241-P	06/82	151.2	150.3	150.4	-1.4	.1
Cement, including portland cements and other cements (masonry, lime, etc.) .		3241-3	06/89	149.4	148.6	148.7	-1.4	.1
Northeast region		3241-322	06/89	132.8	132.2	132.6	.5	.3
North Central region		3241-323	06/89	159.6	157.8	158.4	-1.3	.4
East North Central division, including portland cements and other cements (masonry, lime, etc.		3241-3231	06/89	146.3	146.3	146.3	-2.1	0
West North Central division, including portland cements and other cements (masonry, lime, etc.		3241-3232	06/89	177.8	173.6	174.8	-.4	.7
South region		3241-324	06/89	165.4	164.7	164.1	-2.8	-.4
South Atlantic division, including portland cements and other cements (masonry, lime, etc.) .		3241-3241	06/89	149.4	148.0	147.6	-2.7	-.3
East South Central division, including portland cements and other cements (mason		3241-3242	06/89	154.1	153.6	153.1	-3.5	-.3
West South Central division, including portland cements and other cements (masonry, lime, etc.		3241-3243	06/89	184.1	184.2	183.1	-2.6	-.6
West region		3241-325	06/89	123.7	123.4	123.9	-.3	.4
Structural clay products	325		12/84	141.1	140.9	142.7	1.6	1.3
Brick and structural clay tile	3251		12/84	161.8	161.0	161.1	.4	.1
Primary products		3251-P	12/84	163.6	162.7	162.8	.5	.1
Brick, except ceramic glazed and refractory		3251-1	12/84	164.0	163.0	163.2	.5	.1
Building or common, and face brick		3251-111	12/84	164.2	163.3	163.4	.5	.1
Building or common brick		3251-11101	12/84	183.3	179.9	179.9	1.8	0
Face brick		3251-11102	12/84	159.5	159.2	159.4	.2	.1
Other brick (paving, floor, and sewer)		3251-119	12/84	150.9	150.1	150.1	.1	0
Ceramic wall and floor tile	3253		06/85	88.0	88.3	87.8	-1.0	-.6
Primary products		3253-P	06/85	91.8	91.3	91.3	-.3	0
Clay floor and wall tile including quarry tile		3253-1	06/85	91.8	91.3	91.3	-.3	0
Quarry tile		3253-12	06/85	110.8	110.8	110.8	0	0
Glazed wall tile		3253-13	06/85	82.6	81.9	81.9	-.5	0
Clay refractories	3255		12/85	151.2	151.2	157.5	4.7	4.2
Primary products		3255-P	12/85	146.7	146.7	152.9	4.8	4.2
Bricks and shapes		3255-1	12/85	149.1	149.1	149.1	1.0	0
High alumina inc. high alumina ladle brick, 50% alumina and over		3255-113	12/85	(³)	(³)	(³)	(³)	(³)
Unshaped clay refractories		3255-2	12/85	137.4	(³)	(³)	(³)	(³)
Castable refractories (hydraulic setting)		3255-3	12/85	(³)	(³)	(³)	(³)	(³)
Structural clay products, n.e.c.	3259		12/85	155.5	155.5	155.5	2.7	0
Primary products		3259-P	12/85	158.3	158.3	158.3	2.7	0
Vitrified clay sewer pipe and fittings		3259-1	12/85	138.5	138.5	138.5	1.5	0
Other structural clay products, n.e.c.		3259-2	12/85	155.0	155.0	155.0	3.6	0
Other structural clay products incl terra cotta, drain and flue tile, conduit and adobe		3259-298	12/85	176.0	176.0	176.0	6.3	0
Pottery and related products	326		12/84	150.6	151.2	151.2	.7	0

See footnotes at end of table.

Table 5. Producer price indexes for the net output of selected industries and their products, not seasonally adjusted
—Continued

Industry and product ¹	Industry code	Product code	Index base	Index			Percent change to Oct. 2003 from:	
				June 2003 ²	Sep. 2003 ²	Oct. 2003 ²	Oct. 2002	Sep. 2003
Vitreous plumbing fixtures	3261		06/85	127.7	128.0	128.0	0.5	0.0
Primary products		3261-P	06/85	122.8	123.2	123.2	-.3	0
Plumbing fixtures		3261-1	06/85	122.6	122.6	122.6	-1.0	0
Lavatories, china and earthenware		3261-111	06/85	98.9	98.9	98.9	-4.2	0
Water closet bowls		3261-121	06/85	142.1	142.1	142.1	.9	0
Flush tanks		3261-131	06/85	106.4	106.4	106.4	0	0
Other china plumbing fixtures incl drinking fountains, sinks, bidets, etc.		3261-151	06/85	158.4	158.4	158.4	.8	0
China and earthenware plumbing fixture accessories and fittings		3261-2	06/85	120.2	123.2	123.2	3.8	0
China and earthenware plumbing fixture accessories and fittings		3261-211	06/85	120.2	123.2	123.2	3.8	0
Secondary products and miscellaneous receipts		3261-SM						
Secondary products		3261-S	06/85	148.4	(³)	(³)	(³)	(³)
Vitreous china food utensils	3262		12/83	174.2	174.2	174.2	-4.4	0
Primary products		3262-P	12/83	173.0	173.0	173.0	-4.4	0
Vitreous china and porcelain table and kitchen articles		3262-1	12/83	173.0	173.0	173.0	-4.4	0
Porcelain electrical supplies	3264		12/85	158.2	158.3	158.3	.3	0
Primary products		3264-P	12/85	158.5	158.6	158.5	.3	-.1
Advanced ceramic materials		3264-3	06/91	99.2	99.3	99.2	.5	-.1
Ferrites (including electronic applications)		3264-32	06/91	75.7	75.7	75.4	-3.5	-.4
Other ferrites, including electronic applications		3264-322	06/91	98.2	98.2	97.4	(³)	-.8
Alumina materials for electronic applications		3264-33	12/85	127.7	128.5	129.0	9.2	.4
Beryllia, titanate, and other ceramic components, n.e.c.		3264-34	12/85	120.1	120.1	120.1	0	0
Secondary products and miscellaneous receipts		3264-SM						
Secondary products		3264-S	12/85	158.6	158.6	158.7	1.4	.1
Pottery products, n.e.c., including earthenware (semivitreous) table and kitchen	3268		12/83	157.8	159.4	159.4	3.0	0
Primary products		3268-P	12/83	168.5	169.5	169.5	1.6	0
Art, decorative and novelty pottery		3268-1	12/83	160.9	161.4	161.4	1.6	0
Stoneware and earthenware (semivitreous) table and kitchen articles		3268-2	12/83	175.9	175.9	175.9	1.7	0
Other pottery products, n.e.c.		3268-3	12/83	190.2	192.5	192.5	1.6	0
Secondary products and miscellaneous receipts		3268-SM						
Secondary products		3268-S	06/91	121.6	135.0	135.0	12.1	0
Concrete, gypsum, and plaster products	327		12/84	144.7	146.1	145.8	.7	-.2
Concrete block and brick	3271		06/81	167.8	167.3	168.0	2.6	.4
Primary products		3271-P	06/81	172.3	172.7	172.5	1.9	-.1
Concrete block and concrete brick		3271-1	06/81	172.3	172.7	172.5	1.9	-.1
Concrete block: light, medium, and normal (excluding decorative and paving)		3271-11	06/81	175.4	175.9	175.8	2.3	-.1
Lightweight concrete block less than 105 lbs./cf dry weight		3271-111	06/81	164.9	165.3	165.3	1.3	0
Medium weight concrete block, from 105 lbs. but < 125 lbs./cf dry weight ..		3271-115	06/81	172.8	172.6	172.8	.3	.1
Normal weight concrete block, 125 lbs or more/cf dry weight		3271-117	06/81	186.9	187.9	187.4	3.8	-.3
Decorative block (such as screen block, split block, slump block, shadowal block, etc.)		3271-121	06/81	150.4	150.4	150.4	-.7	0
Concrete brick		3271-151	06/81	178.3	178.3	178.3	1.9	0
Paving blocks		3271-161	06/81	154.4	154.4	154.4	2.6	0
Secondary products and miscellaneous receipts		3271-SM						
Miscellaneous receipts		3271-M	06/81	148.4	144.6	148.4	5.7	2.6
Resales		3271-Z89	06/81	146.7	142.8	146.7	5.6	2.7
Secondary products		3271-S	06/81	168.2	168.2	168.2	2.1	0
Concrete products, except block and brick	3272		12/79	176.4	176.8	177.4	.3	.3
Primary products		3272-P	12/79	171.2	171.7	172.0	-.1	.2
Concrete pipe		3272-1	12/79	164.5	164.8	164.8	1.5	0
Culvert pipe		3272-11	12/99	107.1	107.5	107.4	2.1	-.1
Storm sewer pipe		3272-12	12/99	113.5	113.6	113.6	2.2	0
Other concrete pipe		3272-198	06/94	145.0	145.3	145.2	.8	-.1
Precast concrete products		3272-2	12/79	180.7	180.8	181.7	.2	.5
Slabs and tile		3272-213	07/85	133.4	133.4	133.4	2.6	0
Wall panels		3272-223	11/84	155.0	147.3	153.3	-3.3	4.1
Burial vaults and boxes		3272-234	12/79	207.5	207.4	208.5	3.3	.5
Other precast concrete products		3272-281	12/79	173.1	175.5	174.9	.1	-.3
Prestressed concrete products, excluding pipe		3272-3	12/79	174.3	176.1	175.9	-2.3	-.1
Concrete bridge beams		3272-325	12/79	164.9	160.2	162.8	-3.4	1.6
Solid and hollow cored panels		3272-331	12/79	224.6	233.0	231.4	-3.4	-.7
Other prestressed concrete products, excluding pipe		3272-398	06/94	127.7	129.3	128.8	-1.5	-.4
Secondary products and miscellaneous receipts		3272-SM						
Miscellaneous receipts		3272-M	12/79	238.5	237.5	242.2	4.4	2.0
Secondary products		3272-S	12/79	219.5	219.5	219.5	.7	0
Ready-mixed concrete	3273		06/81	153.7	153.9	153.9	.7	0
Primary products		3273-P	06/81	151.9	152.1	151.9	.5	-.1
Ready-mixed concrete		3273-111	06/81	151.9	152.1	151.9	.5	-.1
Northeast region ready-mixed concrete		3273-111A	12/87	126.7	126.3	126.8	.6	.4
North Central region ready-mixed concrete		3273-111B	12/87	130.6	129.8	129.2	-.2	-.5

See footnotes at end of table.

Table 5. Producer price indexes for the net output of selected industries and their products, not seasonally adjusted
—Continued

Industry and product ¹	Industry code	Product code	Index base	Index			Percent change to Oct. 2003 from:	
				June 2003 ²	Sep. 2003 ²	Oct. 2003 ²	Oct. 2002	Sep. 2003
Ready-mixed concrete—Continued								
East North Central ready-mixed concrete		3273-11103	12/87	132.4	131.4	130.6	-1.1	-0.6
West North Central ready-mixed concrete		3273-11104	12/87	128.2	127.7	127.7	1.5	0
Southern region ready-mixed concrete		3273-111C	12/87	152.2	153.3	152.6	1.0	-.5
South Atlantic ready-mixed concrete		3273-11105	12/87	155.4	157.8	155.7	2.2	-1.3
West South Central ready-mixed concrete		3273-11106	12/87	150.3	149.9	151.1	1.0	.8
East South Central ready-mixed concrete		3273-11107	12/87	147.8	147.8	147.8	-2.4	0
Western region ready-mixed concrete		3273-111D	12/87	136.0	136.3	136.8	.4	.4
Mountain ready-mixed concrete		3273-11108	12/87	137.6	138.4	139.3	-2.6	.7
Pacific ready-mixed concrete		3273-11109	12/87	134.9	134.9	135.3	2.0	.3
Secondary products and miscellaneous receipts		3273-SM						
Miscellaneous receipts		3273-M	06/81	154.9	155.0	160.2	4.1	3.4
Resales		3273-Z89	06/81	134.8	134.9	135.0	1.0	.1
Secondary products		3273-S	06/81	186.1	185.7	185.8	2.1	.1
Lime	3274		12/85	128.0	128.7	128.7	3.0	0
Primary products		3274-P	12/85	129.8	130.5	130.6	3.3	.1
Quicklime		3274-111	12/85	126.4	126.5	126.4	1.3	-.1
Hydrated lime		3274-151	12/85	130.6	133.8	134.3	2.2	.4
Secondary products and miscellaneous receipts		3274-SM						
Secondary products		3274-S	08/92	109.4	(³)	109.4	(³)	(³)
Gypsum products	3275		06/81	152.6	165.1	159.9	-.5	-3.1
Primary products		3275-P	06/81	156.5	169.9	164.1	-.7	-3.4
Gypsum building materials		3275-5	12/93	133.3	139.5	133.8	-3.6	-4.1
Secondary products and miscellaneous receipts		3275-SM						
Cut stone and stone products	328		12/84	149.7	150.5	150.2	.3	-.2
Cut stone and stone products	3281		12/84	149.7	150.5	150.2	.3	-.2
Primary products		3281-P	12/84	145.0	145.9	145.6	.3	-.2
Dressed dimension granite, including gneiss, syenite, diorite, and cut granite		3281-1	12/84	142.4	142.7	142.8	.1	.1
Monumental stone		3281-135	12/84	176.0	176.4	176.6	1.4	.1
Other granite products such as paving blocks and curbing		3281-198	12/84	116.7	117.4	117.4	2.2	0
Dressed dimension marble and other stone		3281-3	12/84	149.2	152.1	150.5	1.0	-1.1
Building stone, monumental stone, and other marble products		3281-337	12/84	156.2	160.6	158.1	1.2	-1.6
Other marble products		3281-33717	12/93	122.5	124.3	124.3	1.5	0
Other stone, such as slate, sandstone, gabbro, basalt, and other dressed stone products		3281-398	12/84	139.1	139.1	139.1	.5	0
Abrasives, asbestos, and miscellaneous nonmetallic mineral products	329		12/84	133.1	133.0	133.0	-.1	0
Abrasive products	3291		12/80	166.7	166.9	165.2	-.7	-1.0
Primary products		3291-P	12/80	160.3	160.5	158.6	-1.2	-1.2
Nonmetallic sized grains, powders, and flour abrasives		3291-5	06/87	94.3	89.4	93.1	-7.8	4.1
Nonmetallic abrasive products (including diamond abrasives)		3291-6	12/80	169.2	169.9	160.9	-4.6	-5.3
Nonmetallic coated abrasive products, buffing wheels, polishing wheels, and laps		3291-7	12/80	207.1	209.4	209.4	2.2	0
Secondary products and miscellaneous receipts		3291-SM						
Miscellaneous receipts		3291-M	12/80	214.4	214.4	214.4	1.1	0
Resales		3291-Z89	12/80	214.4	214.4	214.4	1.1	0
Secondary products		3291-S	12/80	180.1	180.1	180.1	3.0	0
Minerals and earths ground or treated	3295		06/85	138.7	140.3	140.3	1.8	0
Primary products		3295-P	06/85	136.3	138.0	138.0	1.8	0
Minerals and earths, ground or treated		3295-1	06/85	136.3	138.0	138.0	1.8	0
Lightweight aggregate, expanded clay, slag, perlite, haydite, pumice and diatomaceous earth		3295-111	06/85	132.4	132.4	132.4	0	0
Slag, including crushed and ground		3295-131	06/85	128.7	128.8	128.8	.2	0
Clays, artificially activated with acid or other materials		3295-185	07/85	98.5	(³)	104.0	5.6	(³)
Other minerals and earths, ground or treated, incl. feldspar, roof granules and barite		3295-198	06/85	150.7	150.8	150.8	2.3	0
Mineral wool	3296		12/81	131.3	130.2	131.4	-.8	.9
Primary products		3296-P	12/81	130.3	129.2	130.5	-.8	1.0
Mineral wool for structural insulation		3296-1	12/81	120.6	119.3	120.8	-1.0	1.3
Loose fiber and granulated fiber		3296-111	12/81	96.1	96.9	98.9	4.2	2.1
Building batts, blankets, and rolls		3296-135	12/81	131.7	128.8	130.5	-3.5	1.3
R-19.0 or over		3296-13531	05/82	121.4	119.9	120.9	-3.1	.8
R-18.9 or less		3296-13537	12/81	118.9	112.2	115.5	-4.9	2.9
Acoustical		3296-161	12/81	94.9	95.4	95.7	1.1	.3
Other mineral wool for structural insulation, including insulating board		3296-198	12/81	150.3	150.3	156.5	6.2	4.1
Mineral wool for industrial, equipment, and appliance insulation		3296-2	12/81	141.0	140.7	141.0	.1	.2
Blankets (flexible) including fabricated pieces, rolls, and batts		3296-235	12/81	157.2	153.7	155.6	-.6	1.2
Molded insulation (such as special automotive, appliance, and aerospace items)		3296-245	12/97	98.2	98.2	97.6	0	-.6
Other mineral wool for industrial equipment, and appliance insulation		3296-299	12/97	102.2	103.5	103.5	.9	0

See footnotes at end of table.

Table 5. Producer price indexes for the net output of selected industries and their products, not seasonally adjusted
—Continued

Industry and product ¹	Industry code	Product code	Index base	Index			Percent change to Oct. 2003 from:	
				June 2003 ²	Sep. 2003 ²	Oct. 2003 ²	Oct. 2002	Sep. 2003
Mineral wool—Continued								
Miscellaneous receipts		3296-M	03/88	155.3	152.9	152.9	-2.6	0.0
Secondary products		3296-S	12/81	135.2	(³)	134.2	-.7	(³)
Nonclay refractories	3297		12/85	135.9	135.6	135.8	.2	.1
Primary products		3297-P	12/85	138.0	137.7	137.9	.1	.1
Bricks and shapes		3297-1	12/85	136.2	136.0	136.1	1.8	.1
Silica bricks and shapes		3297-111	12/85	91.3	91.3	91.0	.1	-.3
Silicon carbide bricks and shapes, made predominantly of silicon carbide, except kiln furnitur		3297-118	07/92	113.6	(³)	(³)	(³)	(³)
All other bricks and shapes, including dolomite, dolomite-magnesite and carbon refractories		3297-121	12/85	139.0	138.5	138.6	1.8	.1
Castables (hydraulic setting)		3297-3	12/85	139.4	139.4	139.4	0	0
Plastic refractories & ramming mixes, wet & dry, and castables of nonhydraulic setting type		3297-4	12/85	175.5	175.5	175.5	2.5	0
Gunning mixes, basic and other		3297-5	12/85	111.6	111.6	111.6	0	0
Other nonclay refractory materials in lump or ground form		3297-6	12/85	119.2	117.4	119.0	-13.5	1.4
Domestic ship. for direct use by customers as finished refractories, and all exported material		3297-611	12/85	121.0	119.2	120.8	-13.5	1.3
Secondary products and miscellaneous receipts		3297-SM						
Secondary products		3297-S	12/85	132.6	132.6	132.6	.7	0
Nonmetallic mineral products, n.e.c.	3299		12/85	128.8	128.8	128.8	.5	0
Primary products		3299-P	12/85	129.0	129.0	129.0	2.5	0
Nonmetallic mineral mica products and statuary art goods(factory produced) ..		3299-093	12/00	97.4	(³)	97.4	.9	(³)
Other nonmetallic mineral products		3299-094	12/85	120.4	120.4	120.4	3.0	0
Secondary products and miscellaneous receipts		3299-SM						
Miscellaneous receipts		3299-M	06/93	79.8	79.8	(³)	(³)	(³)
Resales		3299-Z89	06/93	79.8	79.8	(³)	(³)	(³)
Primary metal industries	33		12/84	117.8	118.3	119.0	.8	.6
Blast furnaces, steel works, and rolling and finishing mills	331		12/84	104.6	105.0	106.0	-.1	1.0
Blast furnaces and steel mills	3312		06/82	102.9	103.1	104.4	-.9	1.3
Primary products		3312-P	06/82	103.1	103.2	104.3	-.9	1.1
Coke oven and blast furnace products		3312-1	06/82	(³)	(³)	(³)	(³)	(³)
Steel ingots and semifinished shapes and forms		3312-2	06/82	104.6	106.5	109.5	6.2	2.8
Ingots and semifinished products (including wire rod), carbon		3312-216	06/97	91.1	92.3	95.2	5.3	3.1
Wire rods, carbon		3312-21611	12/97	86.8	87.6	92.3	6.8	5.4
Ingots and semifinished products other than wire rod, carbon		3312-21612	12/97	84.6	85.9	85.9	2.9	0
H.r. sheet and strip (incl. metallic coated and electrical)		3312-3	06/82	110.9	109.4	109.7	-7.0	.3
Sheets, h.r., carbon		3312-311	06/82	107.5	104.2	104.9	-13.2	.7
Sheets and strip, hot dipped galvanized, carbon		3312-313	06/82	113.4	112.9	112.7	-3.9	-.2
Sheets and strip, electrolytic galvanized, carbon		3312-315	06/82	110.0	(³)	(³)	(³)	(³)
Tinplate		3312-326	06/82	143.0	143.7	143.7	-.8	0
Other tin mill products		3312-329	06/97	94.4	94.7	94.6	-1.1	-.1
Hot rolled bars, plates and structural shapes		3312-4	06/82	98.8	100.2	103.1	6.7	2.9
Plates, carbon		3312-412	12/89	84.3	82.4	86.2	-1.9	4.6
Bars, h.r., carbon		3312-422	06/82	106.9	109.2	110.7	8.6	1.4
Bars, light structurals, carbon		3312-424	06/82	108.7	113.5	118.0	17.6	4.0
Concrete reinforcing bars, carbon		3312-425	06/82	117.0	121.6	125.7	15.3	3.4
Plates and structurals, alloy		3312-431	06/82	(³)	(³)	(³)	(³)	(³)
Bars, h.r. (including light structurals), alloy		3312-441	06/82	122.4	122.4	124.6	4.3	1.8
Other hot rolled bars, plates, and structural shapes, carbon and alloy		3312-445	06/97	(³)	(³)	(³)	(³)	(³)
Plates and structural shapes, stainless		3312-45	06/82	107.7	113.9	117.4	15.0	3.1
Bars, h.r., stainless		3312-461	06/82	103.8	105.3	105.7	-7.4	.4
Steel wire		3312-5	06/82	96.2	(³)	(³)	(³)	(³)
Steel pipe and tubes		3312-6	06/82	83.0	81.4	81.4	-2.2	0
Pipe and oil country tubular goods, carbon		3312-6A	06/82	82.8	79.7	79.7	-4.3	0
Cold rolled sheets and strip (excl metallic coated and electrical)		3312-7	06/82	112.7	113.8	114.1	-2.1	.3
Sheet and strip, c.r., carbon		3312-71	12/89	99.4	98.7	(³)	(³)	(³)
Sheet, c.r., carbon		3312-711	06/82	120.5	119.5	(³)	(³)	(³)
Sheet and strip, c.r., stainless		3312-75	12/89	76.0	80.4	80.8	8.3	.5
Cold finished bars		3312-8	06/82	107.2	111.0	112.4	5.0	1.3
Secondary products and miscellaneous receipts		3312-SM						
Electrometallurgical products	3313		06/83	153.2	157.1	156.9	16.0	-.1
Primary products		3313-P	06/83	160.8	165.8	165.5	18.4	-.2
Ferrosilicon		3313-8	06/83	(³)	(³)	(³)	(³)	(³)
Other ferroalloys and ferrous products		3313-9	06/01	106.4	110.8	110.5	17.2	-.3
Steel wire and related products - mfpm	3315		06/82	121.4	122.0	123.0	2.7	.8
Primary products		3315-P	06/82	119.6	120.2	121.3	2.9	.9
Noninsulated ferrous wire rope, cable and strand		3315-1	06/82	153.2	153.5	157.0	6.3	2.3
Steel nails and spikes		3315-2	06/82	118.2	119.1	119.1	2.1	0
Steel wire		3315-5	06/82	98.9	99.7	99.9	.4	.2

See footnotes at end of table.

Table 5. Producer price indexes for the net output of selected industries and their products, not seasonally adjusted
—Continued

Industry and product ¹	Industry code	Product code	Index base	Index			Percent change to Oct. 2003 from:	
				June 2003 ²	Sep. 2003 ²	Oct. 2003 ²	Oct. 2002	Sep. 2003
Steel wire and related products - mfpm—Continued								
Carbon wire		3315-5A	06/82	100.4	101.4	101.6	0.6	0.2
Stainless wire		3315-5C	06/82	111.0	110.9	110.9	-.6	0
Steel fencing and fence gates		3315-6	06/82	127.5	129.6	(³)	(³)	(³)
Other fabricated ferrous wire products		3315-9	06/82	129.3	127.4	129.5	4.0	1.6
Secondary products and miscellaneous receipts		3315-SM						
Secondary products		3315-S	06/82	131.4	131.4	131.4	.4	0
Cold finishing of steel shapes - mfpm	3316		06/82	117.3	118.0	117.9	-.3	-.1
Primary products		3316-P	06/82	113.9	114.7	114.7	1.5	0
Cold rolled sheets and strip		3316-7	06/82	123.8	125.1	125.4	1.6	.2
Sheets and strip, c.r., carbon		3316-71	12/89	110.2	110.7	110.7	.5	0
Strip, c.r., carbon		3316-715	06/82	128.1	129.3	129.3	1.1	0
Sheets and strip, c.r., stainless		3316-75	12/89	73.0	75.5	76.6	7.7	1.5
Cold finished bars		3316-8	06/82	100.0	99.7	99.2	1.1	-.5
Secondary products and miscellaneous receipts		3316-SM						
Secondary products		3316-S	06/82	95.5	95.5	95.1	-8.6	-.4
Steel pipe and tubes - mfpm	3317		06/82	140.1	141.3	142.6	3.9	.9
Primary products		3317-P	06/82	142.5	143.8	145.3	4.5	1.0
Steel pipe and tubes		3317-6	06/82	142.5	143.8	145.3	4.5	1.0
Pipe and oil country tubular goods, carbon		3317-6A	06/82	166.0	166.8	169.5	2.3	1.6
Pressure tubing, carbon		3317-6B	06/82	(³)	(³)	(³)	(³)	(³)
Mechanical tubing, carbon		3317-6C	06/82	130.6	132.4	132.7	-2.9	.2
Structural pipe and tubing, carbon		3317-6D	06/82	106.9	107.3	110.7	-2.6	3.2
Pipe and tubing, alloy		3317-6E	06/82	197.3	198.7	(³)	(³)	(³)
Pressure tubing, stainless		3317-6F	06/82	95.1	93.4	93.4	2.0	0
Mechanical tubing, stainless		3317-6G	06/82	113.1	116.1	116.9	7.5	.7
Other pipe and tubing (incl. standard pipe), stainless		3317-6H	06/82	87.0	87.0	87.0	-15.5	0
Miscellaneous receipts		3317-M	06/97	(³)	(³)	(³)	(³)	(³)
Contract work and other miscellaneous receipts		3317-XY9	06/97	(³)	(³)	(³)	(³)	(³)
Iron and steel foundries	332		12/84	133.5	133.8	133.6	.1	-.1
Gray iron foundries	3321		12/80	149.7	149.9	150.1	.6	.1
Primary products		3321-P	12/80	149.1	149.3	149.4	.6	.1
Cast iron pressure and soil pipe and fittings		3321-1	12/80	181.2	181.4	181.2	1.5	-.1
Pressure pipe and fittings, ductile iron		3321-111	12/80	149.8	149.8	153.0	2.1	2.1
Pressure pipe, ductile iron		3321-11101	06/86	131.6	(³)	134.7	2.4	(³)
Pressure pipe fittings, ductile iron		3321-11102	06/86	200.7	200.7	200.7	0	0
Pressure pipe and fittings, gray iron		3321-121	12/80	191.6	194.7	195.8	3.2	.6
Pressure pipe fittings, gray iron		3321-12102	06/86	167.5	170.3	(³)	(³)	(³)
Other ductile iron castings		3321-2	06/86	114.2	114.3	114.5	1.1	.2
Automotive uses		3321-222	06/86	114.2	114.4	114.5	1.8	.1
Passenger cars		3321-22201	12/80	133.3	133.8	133.9	.6	.1
All other automotive uses		3321-22202	12/80	119.9	119.9	119.9	3.6	0
Valve uses		3321-231	06/86	143.8	143.8	150.0	6.7	4.3
Machinery uses		3321-233	06/86	119.0	119.0	119.0	0	0
All other uses		3321-239	06/86	113.9	113.9	113.9	.3	0
Other gray iron castings		3321-4	06/86	127.5	127.6	127.7	.2	.1
Automotive uses		3321-439	06/86	122.7	122.8	122.8	-.1	0
Passenger cars		3321-43901	12/80	139.4	139.5	139.2	-1.9	-.2
All other automotive uses		3321-43902	12/80	148.6	148.7	149.2	3.3	.3
Construction and utility uses		3321-449	06/86	134.9	135.4	135.4	.1	0
All other uses		3321-498	06/86	134.5	134.7	134.8	.6	.1
Secondary products and miscellaneous receipts		3321-SM						
Secondary products		3321-S	12/80	160.5	161.0	161.0	.3	0
Malleable iron foundries	3322		06/81	147.8	147.8	147.8	-.2	0
Primary products		3322-P	06/81	146.5	146.5	146.5	-.2	0
Standard malleable iron castings		3322-1	06/93	131.3	131.3	131.3	-.1	0
Steel investment foundries	3324		06/81	200.1	200.2	196.5	-4.6	-1.8
Primary products		3324-P	06/81	195.2	195.3	191.4	-4.9	-2.0
Carbon and low alloy steel investment castings		3324-2	06/81	166.9	166.9	166.9	1.2	0
Commercial application, other than aerospace		3324-213	06/81	166.0	166.0	166.0	1.2	0
High alloy steel investment castings, including stainless steel		3324-3	06/81	205.9	206.2	204.5	0	-.8
Commercial application, other than aerospace		3324-313	06/93	115.1	115.4	114.3	.9	-1.0
Hi-temp metal castings (iron, nickel, or cobalt-base alloys)		3324-4	06/93	106.6	106.6	103.8	-7.1	-2.6
Aerospace application		3324-411	06/93	105.8	(³)	102.9	-7.5	(³)
Commercial application, other than aerospace		3324-413	06/93	121.5	122.1	122.1	.5	0
Secondary products and miscellaneous receipts		3324-SM						
Steel foundries, n.e.c.	3325		06/81	137.2	137.9	138.1	1.6	.1
Primary products		3325-P	06/81	145.1	145.8	146.0	1.7	.1
Carbon steel castings		3325-2	06/81	147.9	149.5	150.0	3.7	.3
All other carbon steel castings, including rolls for rolling mills		3325-219	06/81	160.7	160.9	161.5	1.4	.4

See footnotes at end of table.

Table 5. Producer price indexes for the net output of selected industries and their products, not seasonally adjusted

—Continued

Industry and product ¹	Industry code	Product code	Index base	Index			Percent change to Oct. 2003 from:	
				June 2003 ²	Sep. 2003 ²	Oct. 2003 ²	Oct. 2002	Sep. 2003
Steel foundries, n.e.c.—Continued								
High alloy steel castings, including stainless steel		3325-4	06/81	139.8	139.8	139.8	0.2	0.0
Low alloy steel castings		3325-5	06/81	145.2	145.3	145.3	.1	0
All other low alloy steel castings		3325-559	06/81	149.1	149.2	149.2	.1	0
Secondary products and miscellaneous receipts		3325-SM						
Primary smelting and refining of nonferrous metals	333		12/80	93.4	97.2	100.2	12.7	3.1
Primary copper	3331		06/80	106.3	112.4	118.1	20.0	5.1
Primary products		3331-P	06/80	94.7	99.8	105.8	20.2	6.0
Copper cathode and other refined copper, including wirebar, slab, and ingot ..		3331-2	06/80	82.2	86.7	91.9	20.3	6.0
Secondary products and miscellaneous receipts		3331-SM						
Primary aluminum	3334		06/80	109.3	111.2	115.3	11.8	3.7
Primary products		3334-P	06/80	112.2	114.1	118.8	12.4	4.1
Primary aluminum, except extrusion billet		3334-7	06/80	110.8	112.8	117.8	12.9	4.4
Aluminum extrusion billet		3334-8	06/80	116.3	118.1	121.1	10.2	2.5
Secondary products and miscellaneous receipts		3334-SM						
Primary nonferrous metals, n.e.c.	3339		06/80	82.5	86.7	85.7	2.6	-1.2
Primary products		3339-P	06/80	87.6	92.6	90.9	2.7	-1.8
Other nonferrous metals, n.e.c.		3339-7	06/80	113.0	118.2	114.9	-9	-2.8
Other refined n.f. metals, incl chromium, cadmium, cobalt, and molybdenum		3339-791	06/88	124.6	(³)	128.3	5.3	(³)
Secondary nonferrous metals	334		06/80	84.7	86.8	87.5	4.5	.8
Secondary smelting and refining of nonferrous metals	3341		06/80	84.8	87.0	87.7	4.8	.8
Primary products		3341-P	06/80	87.0	88.2	89.1	4.2	1.0
Copper		3341-2	06/80	127.7	130.3	132.2	5.2	1.5
Lead		3341-3	06/80	78.6	79.4	80.2	-1	1.0
Zinc		3341-4	06/80	95.6	(³)	105.2	13.1	(³)
Precious metals		3341-5	06/80	45.8	49.3	48.0	11.9	-2.6
Other nonferrous metals		3341-6	06/80	77.7	78.5	81.4	4.2	3.7
Aluminum		3341-7	06/80	102.7	102.8	103.8	3.2	1.0
Miscellaneous receipts		3341-M	06/80	86.0	98.1	97.2	14.8	-9
Rolling, drawing and extruding of nonferrous metals	335		12/84	135.5	136.0	136.1	1.6	.1
Rolling, drawing and extruding of copper	3351		12/80	127.8	131.4	133.0	7.7	1.2
Primary products		3351-P	12/80	132.3	136.0	137.7	7.9	1.3
Copper and copper-base alloy wire		3351-1	12/80	144.6	145.0	145.6	2.2	.4
Alloyed		3351-131	12/80	134.1	134.6	135.1	2.2	.4
Copper and copper-base alloy rod, bar and shapes		3351-3	12/80	132.7	136.0	141.1	11.2	3.8
Unalloyed copper bars, shapes and non-electrical rod		3351-311	12/80	117.6	121.5	127.5	17.5	4.9
Bars and shapes		3351-31118	12/86	133.5	136.0	141.4	12.5	4.0
Copper-base alloy rod, bar and shapes		3351-332	12/80	142.2	144.9	149.3	7.6	3.0
Rod		3351-33218	12/80	131.8	134.1	138.1	7.1	3.0
Copper and copper-base alloy sheet, strip and plate		3351-4	12/80	153.3	156.0	158.7	6.3	1.7
Unalloyed copper flat products		3351-413	12/80	131.0	134.1	138.2	9.5	3.1
Copper-base alloy flat products		3351-435	12/80	161.0	163.7	166.0	5.5	1.4
Strip		3351-43526	12/80	149.7	152.3	154.4	5.6	1.4
Copper and copper-base alloy pipe and tube		3351-5	12/80	114.8	120.0	117.7	6.5	-1.9
Unalloyed pipe and tube, plumbing		3351-516	12/80	98.5	(³)	101.0	3.9	(³)
Copper-base alloy pipe and tube, non-plumbing		3351-538	12/80	112.7	(³)	113.5	4.4	(³)
Aluminum sheet, plate, foil and welded tube products	3353		06/81	141.1	141.2	140.9	.4	-2
Primary products		3353-P	06/81	145.5	145.6	145.3	.4	-2
Aluminum plate		3353-1	06/81	162.6	163.9	160.4	-5.1	-2.1
Heat-treatable		3353-113	06/81	166.8	168.7	163.6	-7.2	-3.0
Aluminum sheet		3353-2	06/81	145.5	145.5	145.5	.6	0
Coiled, nonheat-treatable, bare		3353-231	06/81	132.0	132.0	(³)	(³)	(³)
Coiled, nonheat-treatable, bare, all others		3353-23115	06/81	114.5	114.5	(³)	(³)	(³)
Aluminum extruded products	3354		12/81	153.1	150.6	150.4	-1.8	-1
Primary products		3354-P	12/81	157.0	154.2	154.0	-1.9	-1
Extruded aluminum rod, bar, and other extruded shapes except tube		3354-1	12/81	159.1	157.0	156.8	-1.5	-1
Extruded rod and bar with alloys other than 2000 and 7000 series		3354-115	12/81	139.7	133.6	(³)	(³)	(³)
Rod		3354-11511	12/81	149.1	142.5	(³)	(³)	(³)
Bar		3354-11512	12/81	128.1	(³)	(³)	(³)	(³)
Other extruded shapes except tube, with alloys other than 2000 and 7000 series		3354-125	12/81	154.4	153.1	152.9	-1.5	-1
Other extruded shapes, circle size 1 to, not including 2		3354-12501	12/81	182.3	(³)	(³)	(³)	(³)
Other extruded shapes, circle size 2 to, not including 3		3354-12502	12/81	166.9	166.9	166.7	.7	-1
Other extruded shapes, circle size 5 to, not including 6		3354-12505	12/81	146.9	147.1	147.1	-1	0
Other extruded shapes, circle size 6 to, not including 10		3354-12506	12/81	144.4	144.0	145.6	.1	1.1
Other extruded shapes, circle size 10 and over		3354-12512	06/87	148.5	143.6	142.4	-4.0	-8

See footnotes at end of table.

Table 5. Producer price indexes for the net output of selected industries and their products, not seasonally adjusted
—Continued

Industry and product ¹	Industry code	Product code	Index base	Index			Percent change to Oct. 2003 from:	
				June 2003 ²	Sep. 2003 ²	Oct. 2003 ²	Oct. 2002	Sep. 2003
Aluminum extruded products—Continued								
Aluminum extruded and drawn pipe and tube		3354-3	12/94	103.2	98.7	98.5	-4.3	-0.2
Soft alloy pipe and tube, alloys other than 2000 and 7000 series		3354-313	12/94	103.2	98.7	98.5	-4.3	-2
Soft alloy pipe and tube other than seamless		3354-31302	12/94	95.0	94.9	94.7	.2	-2
Aluminum rolling and drawing, n.e.c.	3355		06/81	124.4	124.9	124.3	2.1	-5
Primary products		3355-P	06/81	127.1	127.7	127.1	2.6	-5
Rolled aluminum rod, bar (incl. continuous cast), and structural shapes		3355-2	06/81	119.9	121.2	120.5	3.8	-6
Continuous cast rod, bar and structural shapes		3355-225	06/81	109.4	(³)	(³)	(³)	(³)
Rolling, drawing and extruding of nonferrous metals, except copper and aluminum ..	3356		06/82	130.6	131.6	132.2	1.3	.5
Primary products		3356-P	06/82	129.7	130.9	131.4	1.6	.4
Titanium mill shapes		3356-2	06/82	107.1	(³)	(³)	(³)	(³)
Rod, bar, pipe, tube, wire, and other titanium mill shapes		3356-281	12/95	108.2	(³)	(³)	(³)	(³)
Other nonferrous metal mill shapes		3356-9	06/82	125.1	125.2	125.3	.8	.1
Lead mill shapes		3356-954	12/87	79.1	79.7	83.6	11.0	4.9
Zirconium mill shapes		3356-961	12/87	(³)	(³)	(³)	(³)	(³)
Other nonferrous metal mill shapes		3356-997	12/87	125.8	125.8	125.8	1.0	0
Secondary products and miscellaneous receipts		3356-SM						
Secondary products		3356-S	06/82	136.7	136.7	137.8	-1.4	.8
Nonferrous wiredrawing and insulating	3357		12/82	145.0	145.7	145.7	2.3	0
Primary products		3357-P	12/82	142.8	143.2	143.2	2.1	0
Aluminum and aluminum-base alloy bare wire and cable		3357-A	12/88	(³)	(³)	(³)	(³)	(³)
Copper & copper-base alloy wire & cable for electrical transmission, incl. bare		3357-B	12/88	78.4	80.3	81.0	5.1	.9
Fiber optic cable		3357-E	12/88	74.1	72.0	72.0	-12.0	0
Electronic wire and cable		3357-1	12/82	149.8	150.6	150.8	.9	.1
Telephone and telegraph wire and cable		3357-2	12/82	156.7	156.6	154.7	2.9	-1.2
Control and signal wire		3357-3	12/82	189.5	191.8	(³)	(³)	(³)
Building wire and cable		3357-4	12/82	118.6	120.7	123.7	12.4	2.5
Apparatus wire and cord and flexible cord sets		3357-6	12/82	140.5	140.0	140.0	-1.0	0
Magnet wire		3357-7	12/82	153.4	153.4	153.4	.5	0
Power wire and cable		3357-8	12/82	118.3	119.1	116.4	8.2	-2.3
Other insulated wire and cable		3357-9	12/82	145.5	147.4	147.7	8.4	.2
Secondary products		3357-S	12/82	309.0	320.3	(³)	(³)	(³)
Nonferrous foundries (castings)	336		12/84	135.7	135.4	135.5	.5	.1
Aluminum die casting	3363		06/91	111.6	111.3	111.3	1.4	0
Primary products		3363-P	06/83	137.4	136.9	136.9	1.0	0
Motor vehicle die castings		3363-1	06/83	117.8	117.2	117.1	0	-1
Die castings for passenger cars		3363-111	06/83	117.7	117.1	117.0	-1	-1
Die castings for other motor vehicles		3363-112	06/83	118.8	118.2	118.1	.6	-1
Aluminum and aluminum-base alloy die castings, other than motor vehicle		3363-4	06/98	102.9	102.7	102.7	1.7	0
Die castings for building and construction		3363-411	06/83	173.6	173.8	173.8	.8	0
Die castings for appliances		3363-412	06/98	102.3	101.3	101.6	.3	.3
Die castings for computers and electronics		3363-416	06/83	132.0	132.0	131.6	4.6	-3
Other die castings, n.e.c.		3363-417	06/98	98.9	98.5	98.7	1.5	.2
Secondary products and miscellaneous receipts		3363-SM						
Secondary products		3363-S	06/91	121.3	121.5	121.6	6.2	.1
Nonferrous die-castings, except aluminum	3364		06/91	106.8	106.1	106.2	.1	.1
Primary products		3364-P	06/91	105.7	105.0	105.3	0	.3
Zinc and zinc-base alloy die-castings		3364-1	06/83	144.0	143.5	143.5	-1	0
Magnesium die-castings		3364-2	07/83	126.2	126.1	126.3	-2	.2
Other nonferrous die-castings, including lead and copper, except aluminum ..		3364-6	06/98	97.9	96.2	97.2	.3	1.0
Secondary products and miscellaneous receipts		3364-SM						
Secondary products		3364-S	06/91	115.1	114.3	113.5	.4	-7
Aluminum foundries	3365		06/91	116.6	116.6	116.5	.2	-1
Primary products		3365-P	06/91	116.1	116.1	116.0	-2	-1
Aluminum and aluminum-base alloy sand castings		3365-1	06/83	152.0	152.0	152.0	.3	0
Aluminum and aluminum-base alloy permanent and semipermanent mold castings		3365-2	06/83	130.7	130.6	130.3	-.8	-2
Investment and other aluminum and aluminum-base alloy castings and cast products		3365-3	06/83	158.2	(³)	158.1	.4	(³)
Secondary products and miscellaneous receipts		3365-SM						
Secondary products		3365-S	06/91	119.0	118.8	119.4	3.3	.5
Copper foundries (castings, except die)	3366		06/83	156.5	156.5	156.7	.4	.1
Primary products		3366-P	06/83	152.1	152.1	152.2	.5	.1
Copper and copper-base alloy sand castings		3366-411	06/83	155.0	155.0	155.2	.7	.1
Other copper and copper-base alloy castings incl. bearings and bushings		3366-412	06/98	99.9	99.9	99.9	0	0
Secondary products and miscellaneous receipts		3366-SM						
Secondary products		3366-S	06/83	171.5	171.5	171.5	-.5	0

See footnotes at end of table.

Table 5. Producer price indexes for the net output of selected industries and their products, not seasonally adjusted
—Continued

Industry and product ¹	Industry code	Product code	Index base	Index			Percent change to Oct. 2003 from:	
				June 2003 ²	Sep. 2003 ²	Oct. 2003 ²	Oct. 2002	Sep. 2003
Nonferrous castings, except aluminum and copper, and excluding die-castings	3369		06/83	145.0	145.6	146.7	0.3	0.8
Primary products		3369-P	06/83	135.8	136.3	137.5	1.0	.9
Titanium castings, except die		3369-3	06/83	140.0	140.0	140.0	-.1	0
Nickel and nickel-base alloy castings, except die		3369-4	06/98	92.2	(³)	(³)	(³)	(³)
All other nonferrous metal castings, except die		3369-7	07/92	114.5	118.5	123.8	7.6	4.5
Secondary products and miscellaneous receipts		3369-SM						
Secondary products		3369-S	06/83	207.7	207.5	207.5	-8.3	0
Miscellaneous primary metal products	339		06/85	133.5	133.7	133.8	-1.4	.1
Metal heat treating	3398		06/85	118.6	118.6	118.6	.6	0
Primary products		3398-P	06/85	118.9	118.9	118.9	.7	0
Metal heat treating services-New England (MA-RI-CT)		3398-1	06/90	105.9	105.9	105.9	.3	0
Metal heat treating services-Middle Atlantic (NY-NJ-E.PA-MD)		3398-2	06/85	131.9	131.3	131.3	.3	0
Metal heat treating services-South Central (W.PA-OH-IN-KY)		3398-3	06/85	124.1	124.1	124.1	2.0	0
Metal heat treating services-Michigan		3398-4	06/85	110.4	110.4	110.4	-.3	0
Metal heat treating services-Southeast (VA-NC-SC-GA-AL-TN-FL)		3398-5	06/85	104.1	104.1	104.1	0	0
Metal heat treating services-North Central (IL-WI-MN-MO-IA)		3398-6	06/85	120.9	120.9	120.9	1.2	0
Metal heat treating services-Pacific Coast (CA-AZ-OR-WA)		3398-7	06/85	118.7	118.7	118.7	-.2	0
Metal heat treating services-Southwest (TX-OK-AR-CO-LA-UT)		3398-8	06/85	109.5	109.5	109.5	0	0
Secondary products and miscellaneous receipts		3398-SM						
Miscellaneous receipts		3398-M	06/90	115.9	(³)	(³)	(³)	(³)
Contract work and miscellaneous receipts		3398-XY9	12/96	115.9	(³)	(³)	(³)	(³)
Secondary products		3398-S	06/85	121.5	121.5	121.5	0	0
Primary metal products, n.e.c.	3399		06/85	149.2	149.8	150.3	-4.1	.3
Primary products		3399-P	06/85	148.9	149.5	150.1	-4.5	.4
Metal powders, paste, and flakes		3399-1	06/85	149.4	150.1	150.7	-2.1	.4
Other primary metal products		3399-2	06/85	125.2	125.4	125.4	-20.9	0
Secondary products and miscellaneous receipts		3399-SM						
Miscellaneous receipts		3399-M	06/92	102.9	102.9	102.9	0	0
Miscellaneous receipts		3399-MM	12/98	93.0	93.0	93.0	0	0
Secondary products		3399-S	06/85	172.3	172.3	172.3	0	0
Fabricated metal products, except machinery and transportation equipment	34		12/84	132.7	133.1	133.2	.9	.1
Metal cans and shipping containers	341		12/84	105.3	105.4	105.4	.2	0
Metal cans	3411		06/81	110.5	110.6	110.8	1.1	.2
Primary products		3411-P	06/81	108.4	108.6	108.8	1.1	.2
Steel cans		3411-1	06/81	131.7	132.1	132.0	1.4	-.1
Food and beverage steel cans including lids, ends, and parts shipped separately		3411-1B1	12/01	103.4	(³)	103.5	1.4	(³)
Other steel cans		3411-1B1	12/01	103.1	103.7	103.7	1.1	0
Aluminum cans		3411-2	06/81	89.2	89.2	89.6	1.0	.4
Secondary products and miscellaneous receipts		3411-SM						
Secondary products		3411-S	06/81	164.0	(³)	164.8	3.9	(³)
Metal shipping barrels, drums, kegs, and pails	3412		06/83	145.9	146.2	146.2	1.7	0
Primary products		3412-P	06/83	156.4	156.6	156.6	1.1	0
Steel pails		3412-1	06/83	174.3	176.4	(³)	(³)	(³)
Steel shipping barrels and drums		3412-2	06/83	146.6	146.2	146.2	.6	0
All other metal barrels (including parts and fluid milk containers)		3412-3	06/83	162.2	(³)	(³)	(³)	(³)
Secondary products and miscellaneous receipts		3412-SM						
Secondary products		3412-S	06/83	127.5	128.2	128.4	9.8	.2
Cutlery, hand tools, and general hardware	342		12/84	144.8	144.7	144.9	.6	.1
Cutlery	3421		12/83	168.1	168.7	168.7	2.3	0
Primary products		3421-P	12/83	178.0	178.6	178.6	2.5	0
Cutlery, scissors, shears, trimmers, and snips		3421-1	12/83	162.6	164.1	164.2	1.1	.1
Cutlery		3421-11A	12/00	106.2	108.3	108.6	1.9	.3
Scissors and shears		3421-11B	12/00	102.1	102.2	102.2	.5	0
Other knives (incl. pocket, pen, and replacement blade knives)		3421-11C	12/00	101.6	102.4	102.0	.6	-.4
Razors and razor blades, except electric		3421-2	12/83	190.1	190.1	190.1	3.4	0
Secondary products and miscellaneous receipts		3421-SM						
Miscellaneous receipts		3421-M	03/87	26.5	26.5	26.5	0	0
Secondary products		3421-S	12/83	154.4	155.0	154.7	-.7	-.2
Hand and edge tools, except machine tools and handsaws	3423		06/83	164.2	164.0	165.2	.5	.7
Primary products		3423-P	06/83	170.6	170.0	171.7	.4	1.0
Mechanics' hand service tools		3423-1	06/83	185.3	186.1	187.8	1.5	.9
Pliers		3423-111	06/83	177.4	177.4	177.4	.2	0
Solid joint pliers		3423-11113	06/83	181.8	181.8	181.8	.2	0
Wrenches		3423-113	06/83	200.6	201.8	201.8	-.3	0
Sockets, drives, extensions, etc. for hand-operated socket wrenches		3423-11321	06/83	221.7	223.7	223.7	-1.1	0
Combination open-end and box wrenches		3423-11324	06/83	180.0	181.8	181.8	1.3	0

See footnotes at end of table.

Table 5. Producer price indexes for the net output of selected industries and their products, not seasonally adjusted
—Continued

Industry and product ¹	Industry code	Product code	Index base	Index			Percent change to Oct. 2003 from:	
				June 2003 ²	Sep. 2003 ²	Oct. 2003 ²	Oct. 2002	Sep. 2003
Hand and edge tools, except machine tools and handsaws—Continued								
Torque wrenches		3423-11325	06/83	192.6	(³)	192.6	0.3	(³)
Adjustable wrenches, including pipe wrenches		3423-11326	06/83	183.0	(³)	(³)	(³)	(³)
All other wrenches		3423-11327	06/83	166.8	166.8	166.8	1.3	0
Screwdrivers		3423-114	06/83	156.3	156.9	156.9	.4	0
Tools for automotive use, excluding jacks		3423-116	06/83	187.6	187.6	187.6	2.0	0
All other mechanics' hand service tools		3423-117	06/83	181.6	182.5	188.3	4.2	3.2
Edge tools, hand operated		3423-4	06/96	111.3	111.6	111.6	.5	0
Chisels		3423-483	06/83	257.3	(³)	(³)	(³)	(³)
Professional and craftsmen's edge hand tools		3423-485	06/83	184.0	184.0	184.0	0	0
All other edge tools		3423-498	06/96	60.8	61.0	61.0	1.0	0
Dies and interchangeable cutting tools, for machines and power-driven handtools		3423-5	06/96	91.9	89.2	92.0	-2.7	3.1
Cutting dies, excluding dies for cutting metal		3423-551	07/83	112.3	111.0	111.0	-8.6	0
All other machine tools, including woodcutting		3423-559	06/96	107.2	(³)	(³)	(³)	(³)
Other hand tools, n.e.c.		3423-6	06/83	171.2	171.0	171.0	.5	0
Shovels, spades, scoops, telegraph spoons, and scrapers		3423-611	06/83	223.1	223.2	223.2	0	0
Light forged hammers, under 4 pounds, excluding ball peen hammers		3423-621	06/83	143.3	144.3	144.3	.7	0
Steel goods, including forks, hoes, rakes, weeders, etc.		3423-641	06/83	198.1	194.4	194.4	-3.0	0
Soldering irons		3423-681	06/89	137.4	137.4	(³)	(³)	(³)
Other hand tools, excluding edge and machine tools		3423-698	06/83	159.8	160.0	160.0	1.4	0
Secondary products and miscellaneous receipts		3423-SM						
Miscellaneous receipts		3423-M	06/83	110.1	111.4	111.4	2.0	0
Resales		3423-Z89	06/83	108.7	110.3	110.3	2.4	0
Secondary products		3423-S	06/83	177.4	177.7	177.8	.1	.1
Hand saws and saw blades	3425		06/83	143.2	143.2	143.2	.2	0
Primary products		3425-P	06/83	148.4	148.4	148.4	.3	0
Woodworking power saw blades		3425-2	06/83	126.7	126.7	126.7	.7	0
Circular saw blades		3425-212	06/83	122.1	122.1	122.1	0	0
Metalworking power saw blades		3425-3	06/83	175.1	175.1	175.1	.3	0
Circular saw blades, including separate inserted teeth		3425-331	06/96	106.6	106.6	106.6	0	0
Bandsaw blades		3425-336	06/83	191.5	191.5	191.5	.5	0
All other power saw blades, including concrete, masonry, and abrasive saw blades		3425-4	06/83	142.7	142.7	142.7	-.2	0
Secondary products and miscellaneous receipts		3425-SM						
Secondary products		3425-S	06/83	119.5	119.5	119.5	-.4	0
Hardware, n.e.c.	3429		06/85	134.0	133.7	133.6	.5	-.1
Primary products		3429-P	06/85	133.3	133.1	133.0	.6	-.1
Furniture hardware, excluding cabinet hardware		3429-2	06/85	156.3	159.1	158.5	3.1	-.4
Builders' hardware		3429-4	06/85	149.8	149.3	149.2	-.1	-.1
Padlocks including pin/non-pin tumbler and combination types		3429-415	06/85	139.5	139.5	139.5	1.6	0
Doorlocks, locksets, and lockrim, except architectural trim sold separately ..		3429-421	06/85	166.4	166.5	166.5	-.2	0
Hinges, excluding cabinet hinges, including spring hinges		3429-452	06/85	108.9	109.5	109.4	1.2	-.1
Cabinet hardware		3429-461	06/85	160.3	161.0	161.1	.6	.1
Other builders' hardware, n.e.c.		3429-477	06/98	106.5	105.4	105.3	-.5	-.1
Motor vehicle hardware		3429-6	06/85	105.9	105.4	105.5	-.5	.1
Other transportation equipment hardware, except motor vehicle hardware		3429-7	06/85	211.2	214.0	213.5	5.5	-.2
Other hardware, n.e.c.		3429-8	06/85	143.7	142.8	142.5	2.4	-.2
Secondary products and miscellaneous receipts		3429-SM						
Miscellaneous receipts		3429-M	07/85	152.8	152.8	152.8	0	0
Secondary products		3429-S	06/85	132.3	131.4	131.4	-.6	0
Heating equipment, except electric and warm air; and plumbing fixtures	343		12/84	165.2	165.5	165.2	1.3	-.2
Metal sanitary ware	3431		12/80	168.3	169.2	168.0	1.4	-.7
Primary products		3431-P	12/80	174.1	175.0	173.8	1.4	-.7
Sinks, sink/laundry tray combinations, and laundry trays sold separately		3431-4	12/80	201.4	203.8	202.7	.6	-.5
Kitchen sinks (cast iron, steel, and stainless steel)		3431-426	12/80	194.9	197.4	196.2	.7	-.6
Bathtubs		3431-7	12/80	162.8	162.8	162.3	.2	-.3
Miscellaneous metal sanitary ware		3431-9	12/86	159.0	157.8	156.7	.3	-.7
All other metal sanitary ware		3431-998	12/95	119.5	118.6	117.7	.3	-.8
Plumbing fixture fittings and trim	3432		06/83	188.3	188.4	188.2	.6	-.1
Primary products		3432-P	06/83	195.7	195.8	195.6	.6	-.1
Single lever controls, two or three handle bath or shower fittings, etc.		3432-2	06/83	187.8	187.8	187.8	.6	0
Single lever controls		3432-211	06/98	97.7	97.7	97.7	.5	0
Two and three handle bath and shower fittings		3432-213	06/98	109.6	109.6	109.7	1.1	.1
Anti-scald bath and shower valves		3432-215	06/98	110.1	110.1	110.1	.4	0
Lavatory and sink fittings (ex. single control), includ. drains and overflows		3432-3	06/98	104.6	104.6	104.3	.4	-.3
Miscellaneous plumbing fixtures, fittings, and trim (brass goods)		3432-4	06/83	202.7	202.9	202.7	.7	-.1
Secondary products and miscellaneous receipts		3432-SM						
Secondary products		3432-S	06/83	209.6	210.6	210.6	.5	0
Nonelectric heating equipment	3433		06/80	200.1	200.3	200.4	2.0	0
Primary products		3433-P	06/80	191.3	191.5	191.5	1.9	0

See footnotes at end of table.

Table 5. Producer price indexes for the net output of selected industries and their products, not seasonally adjusted
—Continued

Industry and product ¹	Industry code	Product code	Index base	Index			Percent change to Oct. 2003 from:	
				June 2003 ²	Sep. 2003 ²	Oct. 2003 ²	Oct. 2002	Sep. 2003
Nonelectric heating equipment—Continued								
Floor and wall furnaces, heaters, stokers, and related parts		3433-A	06/99	106.1	106.5	106.6	1.5	0.1
Other heating equipment, exc. electric, incl. parts for nonelectric heating		3433-B	06/99	102.4	102.6	102.6	1.5	0
Cast iron heating boilers, radiators, and convectors		3433-C	06/99	107.6	107.6	107.6	2.0	0
Domestic heating stoves		3433-4	06/80	153.6	153.0	153.1	2.3	.1
Steel heating boilers		3433-5	06/80	170.3	170.6	170.6	3.9	0
Secondary products and miscellaneous receipts		3433-SM						
Miscellaneous receipts		3433-M	06/99	102.0	102.6	102.6	5.9	0
Resales		3433-Z89	06/99	97.2	98.0	98.0	8.6	0
Secondary products		3433-S	06/80	190.5	190.5	190.5	.4	0
Fabricated structural metal products	344		12/84	138.3	138.6	138.8	.1	.1
Fabricated structural metal	3441		06/82	135.5	135.6	135.6	-1.6	0
Primary products		3441-P	06/82	134.6	134.7	134.7	-1.5	0
Fabricated structural metal for buildings		3441-1	06/82	133.0	133.2	132.9	-2.0	-.2
Iron and steel for industrial buildings		3441-121	06/82	138.1	138.6	138.1	-2.3	-.4
Iron and steel for commercial buildings		3441-122	06/82	114.0	114.1	114.2	-1.9	.1
Iron and steel for residential buildings		3441-123	06/87	116.0	116.3	116.0	0	-.3
Iron and steel for other buildings, and aluminum for all types of buildings		3441-173	12/00	95.8	95.6	95.2	-2.0	-.4
Fabricated structural metal for bridges, trestles, and viaducts		3441-2	06/82	106.0	106.1	105.5	-4.0	-.6
Other fabricated structural metal		3441-3	06/82	145.3	145.5	146.0	.2	.3
Secondary products and miscellaneous receipts		3441-SM						
Miscellaneous receipts		3441-M	06/87	125.3	125.3	125.3	-1.2	0
Secondary products		3441-S	06/82	152.1	152.1	152.1	-3.6	0
Metal doors, sash and trim	3442		06/83	160.9	161.3	161.3	.9	0
Primary products		3442-P	06/83	164.1	164.5	164.5	1.0	0
Metal doors and frames, except storm doors		3442-1	06/83	166.2	166.3	166.3	1.3	0
Aluminum doors (excluding shower doors and tub enclosures)		3442-11	06/83	169.5	169.7	169.4	.1	-.2
Iron and steel doors (excluding shower doors and tub enclosures)		3442-12	06/83	157.9	158.0	158.0	1.5	0
Iron and steel industrial doors		3442-121	06/83	163.4	163.4	163.4	3.4	0
Iron and steel residential doors		3442-122	06/83	157.1	157.5	157.5	.8	0
Iron and steel commercial and institutional doors		3442-123	06/83	165.0	164.7	164.7	1.7	0
Other metal doors, metal door frames, and shower doors and tub enclosures		3442-18	06/97	107.8	107.9	107.9	2.3	0
Metal window sash and frames, except storm sash		3442-2	06/83	159.1	159.6	159.8	.8	.1
Metal molding and trim and storefronts		3442-3	06/83	246.5	248.6	248.6	1.1	0
Metal combination screen, storm sash, and storm doors		3442-4	06/83	143.0	143.3	143.3	.1	0
Metal windows and door screens, (except combination) and metal weatherstrip		3442-5	06/83	141.1	141.1	141.1	-.4	0
Secondary products and miscellaneous receipts		3442-SM						
Miscellaneous receipts		3442-M	07/83	131.7	131.8	131.9	.9	.1
Secondary products		3442-S	06/83	151.5	151.6	151.6	.3	0
Fabricated plate work (boiler shops)	3443		03/80	171.9	172.4	172.6	.1	.1
Primary products		3443-P	03/80	175.3	175.8	176.1	0	.2
Heat exchangers and steam condensers, except for nuclear applications		3443-1	03/80	215.6	216.6	215.2	-.4	-.6
Heat exchangers, closed types, industrial		3443-112	12/94	117.2	117.8	117.0	-.4	-.7
Bare tube		3443-11211	03/80	217.1	216.9	217.0	0	0
Fin tube		3443-11215	03/80	206.8	209.1	206.2	-.8	-1.4
Fabricated steel plate (stacks and weldments)		3443-2	03/80	150.6	150.5	151.1	-.3	.4
Steel power boilers, parts, and attachments (more than 15 p.s.i. steam working pressure)		3443-3	03/80	156.1	158.3	160.5	4.0	1.4
Gas cylinders		3443-4	03/80	137.1	136.4	136.4	-1.4	0
Metal tanks, complete at factory (standard line pressure)		3443-5	03/80	140.4	141.1	141.1	-.2	0
Metal tanks, complete at factory (standard line nonpressure)		3443-7	03/80	159.1	159.3	159.7	-3.4	.3
Metal tanks and vessels, custom fabricated at the factory		3443-8	03/80	168.4	169.0	169.3	.2	.2
Metal tanks and vessels, custom fabricated and field erected		3443-9	03/80	163.7	163.7	163.9	.3	.1
Secondary products and miscellaneous receipts		3443-SM						
Miscellaneous receipts		3443-M	12/86	131.0	131.8	131.8	0	0
Secondary products		3443-S	03/80	154.7	154.3	154.3	1.8	0
Sheet metal work	3444		12/82	144.4	144.4	144.8	.6	.3
Primary products		3444-P	12/82	145.1	145.1	145.6	.7	.3
Air-conditioning ducts and stove pipe		3444-1	06/96	107.5	107.6	107.5	.7	-.1
Steel air-conditioning ducts, including dust collecting ducts		3444-121	12/82	150.6	150.6	150.6	.9	0
Steel stove pipe, furnace smoke pipe, elbows		3444-127	12/82	148.5	149.1	148.4	.6	-.5
Culverts, flumes, and irrigation pipes		3444-2	08/96	118.5	(³)	118.5	0	(³)
Steel		3444-213	08/96	118.5	(³)	118.5	0	(³)
Bins and vats		3444-3	06/96	108.1	108.1	108.1	-.4	0
Metal roofing and roof drainage equipment		3444-4	12/82	128.9	129.3	129.3	-.8	0
Metal roofing, steel, all types		3444-411	12/82	113.6	114.2	114.2	-1.5	0
Metal roofing, aluminum and other metals, all types		3444-417	06/96	100.6	(³)	100.6	0	(³)
Roof drainage equipment including eave troughs, aluminum		3444-429	12/82	133.1	(³)	(³)	(³)	(³)
Metal flooring and siding		3444-5	12/82	142.5	(³)	(³)	(³)	(³)
Metal siding, steel		3444-516	12/82	(³)	(³)	(³)	(³)	(³)

See footnotes at end of table.

Table 5. Producer price indexes for the net output of selected industries and their products, not seasonally adjusted
—Continued

Industry and product ¹	Industry code	Product code	Index base	Index			Percent change to Oct. 2003 from:	
				June 2003 ²	Sep. 2003 ²	Oct. 2003 ²	Oct. 2002	Sep. 2003
Sheet metal work—Continued								
Metal siding, aluminum, for residential use, including mobile homes		3444-517	12/82	159.8	(³)	(³)	(³)	(³)
Metal awnings, canopies, cornices, and soffits		3444-7	06/96	110.8	111.7	111.9	2.1	.2
Awnings, canopies, carports, patios, aluminum		3444-725	12/82	226.7	226.7	226.7	.3	0
Soffits, fascia, and shutters, steel and aluminum		3444-741	12/82	113.6	115.4	115.8	4.2	.3
Electronic enclosures		3444-8	06/96	101.0	101.0	101.0	.8	0
Computer and peripheral equipment, steel		3444-811	06/96	98.9	98.9	98.9	-.9	0
Computer and peripheral equipment, aluminum		3444-813	06/96	92.0	92.0	(³)	(³)	(³)
Other electronic enclosures (excluding computer), steel and aluminum		3444-819	06/96	107.4	107.6	107.4	2.8	-.2
Other sheet metal work		3444-9	06/96	104.5	104.1	104.8	0	.7
Roof ventilators		3444-931	12/82	202.3	204.7	203.7	1.4	-.5
Louvers and dampers for heating, ventilation, and a-c, steel and aluminum		3444-941	06/96	107.0	105.6	105.9	.7	.3
Other sheet metal work, steel		3444-962	06/96	102.2	101.4	102.8	-1.2	1.4
Other sheet metal work, aluminum		3444-965	06/96	110.9	110.9	110.9	1.9	0
Other sheet metal work, metals other than steel or aluminum		3444-998	06/96	102.7	102.7	102.7	1.4	0
Secondary products and miscellaneous receipts		3444-SM						
Secondary products		3444-S	12/82	134.5	134.5	135.1	.5	.4
Architectural and ornamental metal work	3446		12/83	150.5	150.4	150.5	.2	.1
Primary products		3446-P	12/83	153.3	153.4	153.5	.5	.1
Grilles, registers, and air diffusers		3446-A	12/97	106.0	106.3	106.4	.5	.1
Stairs, railings, fences, and gates (other than wire)		3446-2	12/97	110.4	110.5	110.5	.5	0
Stairs, staircases, and fire escapes		3446-213	12/83	136.4	136.4	136.4	.4	0
Fences, gates, railings, and window guards		3446-214	12/97	109.5	109.8	109.7	.5	-.1
Open flooring, grating, and studs		3446-3	12/97	99.8	99.8	100.1	-.1	.3
Scaffolding, shoring, and forming for concrete work		3446-4	12/83	(³)	(³)	(³)	(³)	(³)
Other architectural and ornamental metal work		3446-5	12/97	106.5	106.5	106.5	.9	0
Iron and steel		3446-511	12/97	107.4	107.4	107.4	1.3	0
Aluminum and metals other than iron and steel		3446-512	12/88	123.8	123.8	123.8	.2	0
Secondary products and miscellaneous receipts		3446-SM						
Miscellaneous receipts		3446-M	12/84	95.5	95.6	95.6	.2	0
Contract work and other miscellaneous receipts		3446-XY9	12/97	103.1	103.3	103.3	.7	0
Resales		3446-Z89	12/88	96.3	96.3	96.3	0	0
Secondary products		3446-S	12/83	148.9	147.4	147.9	-2.7	.3
Prefabricated metal buildings	3448		12/81	151.2	149.5	149.8	-.5	.2
Primary products		3448-P	12/81	150.1	148.2	148.6	-.6	.3
Prefabricated metal building systems (excluding farm service bldgs. & residential buildings)		3448-1	12/81	147.8	145.2	145.6	-1.0	.3
Other prefabricated and portable metal buildings and parts		3448-2	12/81	152.9	153.3	153.3	.4	0
Other prefabricated metal buildings		3448-224	12/97	104.9	105.4	105.5	.7	.1
Panels, parts, or sections for prefab bldgs., not sold as a complete unit, steel & aluminum		3448-254	12/81	139.9	140.0	139.5	-.2	-.4
Secondary products and miscellaneous receipts		3448-SM						
Miscellaneous receipts		3448-M	12/81	135.6	136.3	136.7	1.6	.3
Secondary products		3448-S	12/81	179.2	178.8	176.4	-2.0	-1.3
Miscellaneous structural metal work	3449		12/84	113.2	113.6	114.1	.1	.4
Primary products		3449-P	12/84	112.9	113.9	114.6	0	.6
Bar joists and fabricated concrete reinforcing bars		3449-4	12/84	109.0	112.6	113.1	4.2	.4
Custom roll form products		3449-8	06/90	113.1	112.5	113.4	-2.9	.8
Secondary products and miscellaneous receipts		3449-SM						
Miscellaneous receipts		3449-M	12/84	111.7	(³)	101.3	.2	(³)
Secondary products		3449-S	12/84	108.5	113.1	113.5	2.4	.4
Screw machine products, and bolts, nuts, screws, rivets, and washers	345		12/84	123.5	123.6	123.5	.3	-.1
Screw machine products	3451		12/83	130.0	130.3	130.2	.4	-.1
Primary products		3451-P	12/83	131.4	131.3	131.4	.2	.1
Automotive screw machine products		3451-1	12/83	123.4	123.1	123.2	-1.7	.1
Other screw machine products		3451-2	12/83	135.5	135.5	135.5	.9	0
Aircraft		3451-222	12/83	142.0	(³)	142.0	-1.1	(³)
Household appliances, including radio and television		3451-242	12/83	156.5	156.5	156.5	0	0
Electric and electronic equipment, except household appliances		3451-252	12/88	119.4	119.4	119.4	.8	0
Machinery		3451-262	12/83	111.9	111.9	111.9	0	0
All other end uses, including ordnance		3451-298	12/83	131.3	131.3	131.3	1.5	0
Secondary products and miscellaneous receipts		3451-SM						
Miscellaneous receipts		3451-M	12/88	86.5	(³)	88.0	5.5	(³)
Secondary products		3451-S	12/83	139.2	139.3	139.5	.3	.1
Bolts, nuts, screws, rivets, and washers	3452		06/82	127.6	127.6	127.5	.2	-.1
Primary products		3452-P	06/82	128.1	128.1	128.0	.4	-.1
Externally threaded metal fasteners, except aircraft		3452-4	06/82	115.1	115.1	115.1	.6	0
Hex bolts, including heavy, tap-and-joint, excluding high strength structural other metal bolts, incl. square, round, plow, high-strength structural & bent		3452-412	06/82	100.1	100.2	100.6	.6	.4
Cap, set, machine, lag, flange, and self-locking screws		3452-419	12/99	103.3	103.3	103.3	3.0	0
Cap, set, machine, lag, flange, and self-locking screws		3452-439	12/87	134.1	134.1	133.8	-.6	-.2

See footnotes at end of table.

Table 5. Producer price indexes for the net output of selected industries and their products, not seasonally adjusted
—Continued

Industry and product ¹	Industry code	Product code	Index base	Index			Percent change to Oct. 2003 from:	
				June 2003 ²	Sep. 2003 ²	Oct. 2003 ²	Oct. 2002	Sep. 2003
tapping screws incl flat, hex, oval & pan; wood screws incl flat, oval & round		3452-445	06/82	120.7	120.7	120.7	1.0	0.0
Other externally threaded metal fasteners, including studs		3452-489	12/99	98.6	98.6	98.6	0	0
Internally threaded fasteners, exc aircraft		3452-5	06/82	98.4	98.5	98.5	-.3	0
Nonthreaded fasteners, exc. aircraft		3452-6	06/82	124.2	124.4	124.3	.6	-.1
Aircraft/aerospace fasteners		3452-7	06/82	189.6	189.6	188.7	-.1	-.5
Other formed fasteners incl auto, hshd, aircraft, & ordnance (not plastic)		3452-8	06/82	138.1	138.1	138.1	1.0	0
Secondary products and miscellaneous receipts		3452-SM						
Miscellaneous receipts		3452-M	06/82	136.8	136.8	136.8	0	0
Secondary products		3452-S	06/82	107.5	107.5	106.8	-4.0	-.7
Metal forgings and stampings	346		12/84	115.4	115.8	115.9	1.8	.1
Iron and steel forgings	3462		12/83	112.7	112.8	112.9	.4	.1
Primary products		3462-P	12/83	114.2	114.2	114.4	.4	.2
Hot impression die impact, press and upset ferrous forgings		3462-5	12/83	118.8	118.8	118.8	.8	0
Carbon steel		3462-511	12/83	127.7	127.7	127.7	.6	0
Alloy steel, except stainless and high-temperature		3462-513	12/83	108.7	108.8	108.8	1.6	0
Stainless steel		3462-515	12/83	118.2	118.2	118.2	-.2	0
High-temperature iron, nickel and cobalt-base alloys		3462-517	06/98	94.8	94.8	94.8	0	0
Seamless rolled-ring ferrous forgings		3462-7	12/83	(³)	(³)	108.1	-.9	(³)
Open die or smith (hammer or press) ferrous forgings		3462-8	12/83	100.2	100.2	100.2	0	0
Secondary products and miscellaneous receipts		3462-SM						
Secondary products		3462-S	12/83	93.2	(³)	93.4	-.6	(³)
Nonferrous forgings	3463		12/83	145.1	145.3	145.1	-1.6	-.1
Primary products		3463-P	12/83	152.9	153.2	153.0	-1.6	-.1
Hot impression die impact, press and upset nonferrous forgings		3463-5	12/83	156.4	156.8	156.5	-.7	-.2
Aluminum and aluminum alloy		3463-521	12/83	189.5	189.8	189.6	.1	-.1
Titanium and titanium alloy		3463-523	12/83	119.9	120.7	119.9	-.2	-.7
Other nonferrous hot impression die forgings		3463-527	06/98	86.6	(³)	(³)	(³)	(³)
Secondary products and miscellaneous receipts		3463-SM						
Secondary products		3463-S	12/83	109.2	(³)	109.2	0	(³)
Automotive stampings	3465		12/82	112.9	113.2	113.4	3.0	.2
Primary products		3465-P	12/82	111.1	111.2	111.0	2.1	-.2
Original equipment automotive stampings		3465-1	12/82	108.3	108.4	108.2	2.0	-.2
Body panels		3465-101	12/82	103.9	103.9	103.9	3.3	0
Chassis parts and other original equipment automotive stampings		3465-102	12/82	115.7	115.9	115.1	-1.0	-.7
Replacement part automotive stampings		3465-3	12/82	137.5	137.5	137.5	3.3	0
Secondary products and miscellaneous receipts		3465-SM						
Secondary products		3465-S	12/82	127.3	127.4	127.4	1.4	0
Metal crowns and closures	3466		12/83	143.2	143.2	143.2	.4	0
Primary products		3466-P	12/83	142.0	142.0	142.0	.1	0
Metal commercial closures		3466-1	12/83	149.6	149.6	149.6	.2	0
Secondary products and miscellaneous receipts		3466-SM						
Metal stampings, n.e.c.	3469		06/84	131.0	131.9	131.9	.5	0
Primary products		3469-P	06/84	131.0	131.7	131.7	.7	0
Job stampings, except automotive		3469-2	06/84	125.1	126.2	128.0	.3	-.2
Stamped and spun utensils, cooking and kitchen, aluminum		3469-4	06/84	152.5	152.5	152.5	0	0
Stamped and spun utensils, cooking and kitchen, except aluminum		3469-5	06/84	156.6	156.6	156.6	2.0	0
Other stamped and pressed metal end products		3469-9	06/84	130.3	130.4	130.8	1.4	.3
Secondary products and miscellaneous receipts		3469-SM						
Miscellaneous receipts		3469-M	12/87	109.7	116.5	116.5	6.2	0
Secondary products		3469-S	06/84	131.9	131.9	131.5	-5.0	-.3
Coating, engraving, and allied services	347		12/84	137.1	137.4	137.1	0	-.2
Metal plating and polishing	3471		12/84	151.9	152.0	152.0	.1	0
Primary products		3471-P	12/84	153.0	153.1	153.1	-.1	0
Metal plating and polishing		3471-1	12/84	153.0	153.1	153.1	-.1	0
Secondary products and miscellaneous receipts		3471-SM						
Miscellaneous receipts		3471-M	12/89	126.8	126.8	126.8	3.7	0
Contract work and other miscellaneous receipts		3471-XY9	06/97	109.5	109.5	109.5	3.7	0
Secondary products		3471-S	12/84	140.3	140.5	140.5	1.0	0
Metal coating and allied services	3479		12/84	122.7	123.1	122.7	0	-.3
Primary products		3479-P	12/84	123.5	123.9	123.1	-.3	-.6
Etching, engraving, coating and allied services		3479-1	12/84	123.5	123.9	123.1	-.3	-.6
Etching and engraving, incl. etching and engraving nameplates		3479-11	06/97	100.1	100.1	100.1	0	0
Metal coating		3479-12	06/97	103.4	103.8	103.1	-.3	-.7
Galvanizing and other hot dip coatings		3479-121	12/84	117.6	117.6	117.6	0	0
Organic coatings, enamels and lacquers, incl. alkyds, plastics, etc.		3479-122	12/84	121.5	122.2	120.9	-.4	-1.1
Liquid spray coating, incl electrostatic coating		3479-12212	12/84	130.8	130.8	130.8	0	0
Powder coating, incl. electrostatic and fluidized bed		3479-12213	06/97	102.0	102.0	96.8	-5.1	-5.1

See footnotes at end of table.

Table 5. Producer price indexes for the net output of selected industries and their products, not seasonally adjusted
—Continued

Industry and product ¹	Industry code	Product code	Index base	Index			Percent change to Oct. 2003 from:	
				June 2003 ²	Sep. 2003 ²	Oct. 2003 ²	Oct. 2002	Sep. 2003
Metal coating and allied services—Continued								
All other organic coatings, incl. curtain coating and wash coating		3479-12214	12/84	121.5	123.1	123.3	1.6	0.2
Inorganic coatings, incl. porcelain coatings		3479-123	06/97	101.3	101.3	101.1	-.2	-.2
Secondary products and miscellaneous receipts		3479-SM						
Miscellaneous receipts		3479-M	12/89	113.0	113.4	113.4	.4	0
Secondary products		3479-S	12/84	119.9	119.9	123.7	3.4	3.2
Ordnance and accessories, except vehicles and guided missiles	348		06/85	141.9	148.7	148.8	5.5	.1
Small arms ammunition, 30mm and under	3482		06/85	116.4	116.9	116.9	.9	0
Primary products		3482-P	06/85	129.0	129.3	129.4	.7	.1
Cartridges for small firearms (rifle and sidearms)		3482-111	06/85	112.7	113.2	113.2	1.0	0
Ammunition components		3482-411	06/02	100.5	100.5	100.5	.5	0
All other small arms ammunition products		3482-511	06/02	100.3	100.5	100.6	.6	.1
Secondary products and miscellaneous receipts		3482-SM						
Miscellaneous receipts		3482-M	06/02	100.0	(³)	101.7	(³)	(³)
Secondary products		3482-S	05/95	79.9	79.9	79.9	2.2	0
Ammunition, except for small arms	3483		12/85	131.5	153.5	153.5	16.6	0
Primary products		3483-P	12/85	126.8	126.8	126.8	-.3	0
Artillery ammunition and component parts, over 30mm (or 1.18 inches)		3483-1	12/85	136.4	(³)	136.4	0	(³)
Artillery component parts		3483-171	12/85	(³)	(³)	131.8	(³)	(³)
Ammunition, except for small arms, n.e.c.		3483-3	12/85	113.8	113.8	113.8	-.5	0
Bombs		3483-311	12/85	90.5	90.5	90.5	-1.0	0
Other ammunition and ammunition parts, n.e.c., except small arms		3483-341	12/85	(³)	137.8	137.8	(³)	0
Secondary products and miscellaneous receipts		3483-SM						
Secondary products		3483-S	12/85	139.4	(³)	(³)	(³)	(³)
Small arms, 30 mm and under	3484		06/85	172.5	173.3	173.3	2.4	0
Primary products		3484-P	06/85	168.4	169.3	169.3	1.8	0
Pistols and revolvers		3484-2	06/85	163.9	163.9	163.9	2.1	0
Centerfire pistols and revolvers		3484-201	06/85	163.9	163.9	163.9	2.4	0
Rifles		3484-3	06/85	180.0	180.0	180.0	2.0	0
Centerfire rifles		3484-301	06/85	175.8	175.8	175.8	2.0	0
Bolt repeater centerfire rifles		3484-30122	08/85	170.6	170.6	170.6	2.2	0
Shotguns		3484-4	06/85	167.4	167.4	167.4	1.4	0
Repeating shotguns		3484-401	06/85	169.2	169.2	169.2	1.3	0
Other small arms		3484-5	06/85	138.3	138.3	138.3	.1	0
Parts and attachments for small arms		3484-6	06/85	154.8	154.8	154.8	.1	0
Small arms shipped to U.S. military		3484-7	06/92	110.8	(³)	113.0	2.0	(³)
Parts and attachments shipped to U.S. military		3484-704	06/92	99.3	(³)	(³)	(³)	(³)
Secondary products and miscellaneous receipts		3484-SM						
Secondary products		3484-S	06/85	135.0	135.0	135.0	.8	0
Ordnance and accessories n.e.c.	3489		12/85	135.3	136.3	136.4	.9	.1
Primary products		3489-P	12/85	155.1	155.1	155.1	.1	0
Secondary products and miscellaneous receipts		3489-SM						
Secondary products		3489-S	12/85	145.0	147.1	147.3	1.7	.1
Miscellaneous fabricated metal products	349		12/84	146.0	146.2	146.4	1.2	.1
Industrial valves	3491		06/91	129.9	129.9	130.3	1.2	.3
Primary products		3491-P	06/91	131.6	131.7	131.9	1.2	.2
Gates, globes, angles, straightway (y-type) checks, stop and check, cross, etc.		3491-1	06/91	149.3	149.5	149.9	.5	.3
Valves for water works and municipal equipment (ibbw, awwa, and ul)		3491-2	06/91	140.9	141.0	141.0	2.5	0
Ball valves (all metals, pressures, and types)		3491-3	06/91	123.9	124.2	123.9	1.2	-.2
Butterfly valves (all metals, pressures, and types)		3491-4	06/91	117.4	117.4	117.8	.4	.3
Plug valves (all metals, pressures, and types)		3491-5	12/82	139.5	140.1	140.3	.4	.1
Industrial valves, n.e.c.		3491-6	06/91	134.3	133.9	134.0	1.6	.1
Nuclear valves (n-stamp only)		3491-7	12/98	101.7	(³)	(³)	(³)	(³)
Automatic valves (regulating and control type) and parts (except nuclear)		3491-8	12/82	169.8	169.9	169.9	.8	0
Solenoid-operated valves and parts, except nuclear and fluid power transfer ..		3491-9	12/82	172.4	172.4	175.5	2.4	1.8
Secondary products and miscellaneous receipts		3491-SM						
Miscellaneous receipts		3491-M	06/91	126.2	126.2	128.6	2.5	1.9
Secondary products		3491-S	06/91	119.3	118.7	119.3	1.4	.5
Fluid power valves and hose fittings	3492		06/91	132.8	133.3	133.3	1.2	0
Primary products		3492-P	06/91	131.0	131.5	131.6	1.5	.1
Aerospace-type hydraulic fluid power valves		3492-A	06/91	110.2	110.2	(³)	(³)	(³)
Nonaerospace-type hydraulic directional control valves		3492-C	06/91	119.6	119.6	121.1	1.3	1.3
Manual types		3492-C11	06/91	120.9	120.9	123.5	2.2	2.2
All other, including solenoid types		3492-C12	06/91	115.6	115.7	115.7	0	0
Nonaerospace-type hydraulic valves, except directional control		3492-D	12/98	104.7	104.7	104.7	2.0	0
Cartridge valves		3492-D11	12/98	107.1	107.1	107.1	.3	0
All other, including electrohydraulic		3492-D12	12/98	103.7	103.7	103.7	2.8	0
Nonaerospace-type pneumatic directional control valves		3492-E	06/91	131.9	132.2	132.2	2.1	0

See footnotes at end of table.

Table 5. Producer price indexes for the net output of selected industries and their products, not seasonally adjusted
—Continued

Industry and product ¹	Industry code	Product code	Index base	Index			Percent change to Oct. 2003 from:	
				June 2003 ²	Sep. 2003 ²	Oct. 2003 ²	Oct. 2002	Sep. 2003
Fluid power valves and hose fittings—Continued								
Solenoid types		3492-E11	06/91	135.6	135.6	135.6	1.4	0.0
All other, including mechanical and remote pilot		3492-E12	12/98	107.8	108.5	108.5	3.3	0
Parts for fluid power valves		3492-G	06/91	133.7	133.7	133.7	4.5	0
Aerospace-type hydraulic and pneumatic hose or tube end fittings and assemblies		3492-H	06/91	188.9	(³)	190.1	3.7	(³)
Nonaerospace-type flared (metal) fittings, couplings for, and assemblies of tube		3492-J	06/91	121.8	124.4	124.4	2.3	0
Nonaerospace-type flareless fittings and couplings (incl. nonmetal fittings) use		3492-K	06/91	118.8	119.2	119.2	3.1	0
Nonaerospace-type hydraulic and pneumatic assemblies of hose		3492-N	12/98	101.1	101.1	101.1	-.3	0
Nonaerospace type hydraulic and pneumatic fittings and couplings for hose ..		3492-O	06/91	135.7	136.5	136.5	.4	0
Secondary products and miscellaneous receipts		3492-SM						
Miscellaneous receipts		3492-M	12/98	110.2	111.1	110.9	1.6	-.2
Resales		3492-Z89	12/98	110.2	111.1	110.9	1.6	-.2
Secondary products		3492-S	06/91	141.8	142.0	142.0	-.1	0
Steel springs, except wire	3493		06/81	120.0	120.0	120.0	.8	0
Primary products		3493-P	06/81	120.0	119.9	119.9	.8	0
Hot formed springs		3493-1	06/81	121.9	121.8	121.8	.9	0
Hot formed coil springs		3493-121	06/81	127.4	127.2	127.2	.1	0
Locomotive, railroad car, and other helical springs		3493-12116	06/81	124.0	(³)	124.0	0	(³)
Hot formed leaf springs		3493-131	06/81	117.1	117.1	117.1	1.5	0
Replacement leaf springs (including exports) for cars, buses, and trucks ..		3493-13151	06/81	126.6	126.6	126.6	1.5	0
Cold formed springs		3493-2	06/81	116.8	116.8	116.8	.6	0
Cold formed flat springs made of sheet and strip		3493-271	06/81	117.9	117.9	(³)	(³)	(³)
Secondary products and miscellaneous receipts		3493-SM						
Secondary products		3493-S	06/81	126.8	(³)	126.8	.2	(³)
Valves and pipe fittings, n.e.c.	3494		12/82	168.1	167.8	167.7	2.0	-.1
Primary products		3494-P	12/82	172.6	172.3	172.1	2.7	-.1
Plumbing and heating valves and specialties, except plumbers' brass goods ..		3494-4	12/82	158.3	158.3	158.3	2.3	0
Metal fittings, flanges, and unions for piping systems		3494-7	12/82	214.3	213.7	213.5	2.8	-.1
Secondary products and miscellaneous receipts		3494-SM	12/82	149.5	149.5	149.5	-.9	0
Miscellaneous receipts		3494-M	12/82	99.6	99.6	(³)	(³)	(³)
Secondary products		3494-S	12/82	170.4	170.4	170.4	0	0
Wire springs	3495		12/82	124.2	124.6	124.5	.8	-.1
Primary products		3495-P	12/82	125.1	125.1	124.9	.5	-.2
Precision mechanical springs		3495-2	12/82	134.0	134.0	134.0	1.2	0
Precision mechanical compression-type wire springs		3495-213	06/01	98.9	98.9	98.9	.8	0
Precision mechanical extension and torsion-type wire springs		3495-216	06/01	100.9	100.9	100.9	1.8	0
Other wire springs		3495-3	12/82	118.9	118.8	118.6	0	-.2
Secondary products and miscellaneous receipts		3495-SM						
Miscellaneous receipts		3495-M	06/95	96.1	100.7	(³)	(³)	(³)
Miscellaneous receipts		3495-MM	06/95	96.1	100.7	(³)	(³)	(³)
Secondary products		3495-SS	06/95	95.5	95.5	95.5	.3	0
Miscellaneous fabricated wire products	3496		12/82	135.0	135.5	135.6	.4	.1
Primary products		3496-P	12/82	130.7	131.3	131.4	.4	.1
Noninsulated ferrous wire rope, cable and strand		3496-1	12/82	140.4	142.4	142.8	1.8	.3
Ferrous wire cloth and other ferrous woven wire products		3496-4	12/82	122.5	122.4	122.4	-.6	0
Nonferrous wire cloth and other nonferrous woven wire products		3496-5	12/82	86.6	86.6	(³)	(³)	(³)
Other ferrous fabricated wire products		3496-8	12/82	134.3	134.8	134.9	.4	.1
Wire racks		3496-885	12/82	134.5	138.2	136.8	.1	-1.0
Other ferrous wire products		3496-898	12/82	123.3	123.4	123.7	.4	.2
Secondary products and miscellaneous receipts		3496-SM						
Miscellaneous receipts		3496-M	12/82	170.6	170.6	170.6	-.3	0
Contract work and other miscellaneous receipts		3496-XY9	06/98	142.0	142.0	142.0	0	0
Resales		3496-Z89	12/82	163.1	163.1	163.1	-.4	0
Secondary products		3496-S	12/82	160.8	160.8	161.5	.9	.4
Metal foil and leaf	3497		12/84	125.6	126.1	126.0	.3	-.1
Primary products		3497-P	12/84	114.8	115.3	115.2	.4	-.1
Converted unmounted aluminum foil packaging products (not laminated to other mat)		3497-1	12/90	87.1	(³)	87.1	.1	(³)
Laminated aluminum foil rolls and sheets for flexible packaging uses		3497-2	12/84	113.6	114.8	114.5	.4	-.3
Converted foil or leaf for nonpackaging applications		3497-3	12/84	128.2	128.2	128.3	.9	.1
Secondary products and miscellaneous receipts		3497-SM						
Fabricated pipe and fabricated pipe fittings	3498		06/81	156.0	156.0	155.9	.6	-.1
Primary products		3498-P	06/81	153.1	152.5	152.4	.6	-.1
Fabricated pipe and fabricated pipe fittings		3498-7	12/02	101.2	100.8	100.8	(³)	0
Iron and steel pipe, tube, and fittings		3498-713	06/81	147.5	146.9	146.8	.8	-.1
Nonferrous pipe, tube, and fittings		3498-715	06/81	198.1	197.2	197.2	-.4	0
Secondary products and miscellaneous receipts		3498-SM						
Miscellaneous receipts		3498-M	08/81	199.0	211.9	211.9	(³)	0

See footnotes at end of table.

Table 5. Producer price indexes for the net output of selected industries and their products, not seasonally adjusted
—Continued

Industry and product ¹	Industry code	Product code	Index base	Index			Percent change to Oct. 2003 from:	
				June 2003 ²	Sep. 2003 ²	Oct. 2003 ²	Oct. 2002	Sep. 2003
Fabricated pipe and fabricated pipe fittings—Continued								
Secondary products		3498-S	04/82	116.9	116.9	116.9	-4.8	0.0
Fabricated metal products, n.e.c.	3499		06/85	134.1	134.3	134.6	1.8	.2
Primary products		3499-P	06/85	130.2	130.3	130.7	.8	.3
Safes and vaults		3499-1	06/85	141.9	(³)	(³)	(³)	(³)
Metal ladders		3499-5	06/85	126.8	126.8	126.8	-5	0
Powder metallurgy parts, exc. bearings, gears, tools and all cement carbide part		3499-6	12/91	103.1	102.9	103.0	-.7	.1
All other fabricated metal products		3499-8	06/85	134.3	134.6	135.1	1.2	.4
Secondary products and miscellaneous receipts		3499-SM						
Miscellaneous receipts		3499-M	06/85	186.2	(³)	186.2	(³)	(³)
Secondary products		3499-S	06/85	137.1	138.2	137.1	4.7	-.8
Machinery, except electrical	35		12/84	116.0	115.9	116.0	-.7	.1
Engines and turbines	351		12/84	138.9	139.8	139.7	.1	-.1
Turbines and turbine generator sets	3511		06/82	154.4	153.5	153.9	.3	.3
Primary products		3511-P	06/82	161.2	160.2	160.7	.4	.3
Steam, gas, hydraulic, solar & wind powered turbine generator sets, turbine generators, & parts		3511-1	06/82	174.1	171.9	172.7	-.1	.5
Steam, gas, hydraulic & other turbines, nonlocomotive steam engines & parts		3511-2	06/82	151.4	152.0	152.1	1.2	.1
Steam turbines, steam engines and parts		3511-21	06/82	191.9	195.5	195.5	2.9	0
Steam turbines, including steam engines		3511-211	06/82	181.2	188.2	188.2	7.0	0
Parts and accessories for steam engines & steam turbines		3511-212	06/82	199.8	201.3	201.3	.8	0
Gas turbines, except aircraft, and parts and accessories		3511-23	06/82	132.4	132.5	132.5	.8	0
Parts and accessories for gas turbines, except aircraft		3511-235	06/82	157.5	157.7	(³)	(³)	(³)
Hydraulic and other turbines, parts and accessories		3511-26	06/94	131.2	127.2	128.4	-3.0	.9
Hydraulic and other turbines		3511-261	06/94	131.2	127.2	128.4	-3.0	.9
Internal combustion engines, n.e.c.	3519		12/82	140.7	142.1	141.9	0	-.1
Primary products		3519-P	12/82	139.8	141.3	141.1	-.1	-.1
Gasoline engines, except automotive		3519-A	12/95	104.9	106.6	106.6	1.6	0
Diesel, semidiesel and dual fuel engines (except automotive)		3519-3	12/82	131.1	131.0	131.1	-.8	.1
Diesel, semidiesel and dual fuel engines (automotive)		3519-4	12/82	137.2	137.2	137.2	1.3	0
Gas engines, except turbines		3519-6	12/00	99.9	99.9	100.0	.1	.1
Parts and accessories		3519-9	12/82	142.7	148.1	147.4	2.4	-.5
Secondary products and miscellaneous receipts		3519-SM						
Miscellaneous receipts		3519-M	12/82	152.0	152.0	151.8	6.5	-.1
Secondary products		3519-S	12/82	144.0	144.0	144.0	-1.8	0
Farm and garden machinery and equipment	352		12/84	134.8	134.4	135.5	1.0	.8
Farm machinery and equipment	3523		12/82	150.8	150.8	152.2	1.7	.9
Primary products		3523-P	12/82	152.0	151.9	153.5	1.8	1.1
Commercial turf and grounds care equipment, including parts and attachments		3523-A	12/82	161.0	161.6	161.5	1.8	-.1
Plows, listers, harrows, rollers, pulverizers, cultivators, weeders, attachments		3523-C	12/02	100.0	100.2	113.7	(³)	13.5
Wheel tractors and attachments, except: contractors' type, lawn and garden, and motor tillers		3523-1	12/82	151.3	151.9	152.8	1.5	.6
Farm dairy machines, sprayers & dusters, farm elevators & attachments		3523-2	12/82	160.1	159.0	159.3	.9	.2
Planting, seeding, and fertilizing machinery and attachments		3523-3	12/82	144.2	140.5	142.4	.2	1.4
Harvesting machinery (except hay and straw) and attachments		3523-5	12/82	160.4	160.4	161.7	1.1	.8
Haying machinery and attachments		3523-6	12/82	151.7	151.7	153.5	1.1	1.2
Farm machinery and equipment, n.e.c., excluding parts		3523-8	12/82	154.4	154.5	154.5	1.8	0
Parts for farm machinery & equip., excl comm. turf & grounds care equip		3523-9	12/82	139.0	139.0	139.6	1.4	.4
Secondary products and miscellaneous receipts		3523-SM						
Miscellaneous receipts		3523-M	12/82	123.9	125.8	125.3	1.7	-.4
Secondary products		3523-S	12/82	136.1	136.1	136.1	1.0	0
Lawn and garden equipment	3524		12/82	126.0	124.8	125.4	-.4	.5
Primary products		3524-P	12/82	129.0	127.6	127.9	-.7	.2
Consumer nonriding lawn, garden, and snow equipment		3524-1	12/82	120.0	121.0	121.4	1.8	.3
Consumer riding lawn, garden, and snow equipment		3524-4	12/82	142.8	137.9	138.1	-3.5	.1
Parts and attachments for consumer lawn, garden, and snow equipment		3524-6	06/03	100.0	99.5	100.0	(³)	.5
Secondary products and miscellaneous receipts		3524-SM						
Miscellaneous receipts		3524-M	06/03	100.0	100.0	100.0	(³)	0
Secondary products		3524-S	12/82	105.1	105.2	107.6	1.9	2.3
Construction, mining, and materials handling machinery and equipment	353		12/84	144.6	144.7	144.8	1.3	.1
Construction machinery	3531		12/80	178.7	178.9	178.9	1.5	0
Primary products		3531-P	12/80	173.2	173.6	173.6	1.6	0
Wheel tractors and log skidders, excl parts and attach		3531-A	12/80	169.0	169.5	171.1	5.0	.9
Tracklaying tractors, excl. parts and attach		3531-B	12/80	(³)	(³)	(³)	(³)	(³)
Tractor shovel loaders, excl. parts and attach		3531-C	12/80	181.0	181.0	181.0	1.5	0

See footnotes at end of table.

Table 5. Producer price indexes for the net output of selected industries and their products, not seasonally adjusted
—Continued

Industry and product ¹	Industry code	Product code	Index base	Index			Percent change to Oct. 2003 from:	
				June 2003 ²	Sep. 2003 ²	Oct. 2003 ²	Oct. 2002	Sep. 2003
Construction machinery—Continued								
Attachments for tractors and shovel loaders, excl. parts and winches		3531-D	12/99	100.9	100.0	100.0	-1.0	0.0
Power cranes, excavators, draglines, and shovels, excl. parts		3531-E	12/99	108.6	108.6	108.6	2.2	0
Mixers, pavers, and related equipment, excl. parts		3531-F	12/80	157.0	156.5	156.5	1.5	0
Scrapers, graders, rollers, and off-highway equipment, excl. parts		3531-G	12/80	166.0	166.0	166.0	1.0	0
Other construction machinery, excl. parts		3531-J	12/99	106.6	106.7	106.7	2.0	0
Parts		3531-K	12/99	100.7	101.7	101.4	1.1	-.3
Secondary products and miscellaneous receipts		3531-SM						
Miscellaneous receipts		3531-M	12/80	261.5	259.8	259.8	1.2	0
Secondary products		3531-S	12/80	193.8	194.5	194.5	1.0	0
Mining machinery and equipment	3532		06/81	165.1	165.1	165.4	2.1	.2
Primary products		3532-P	06/81	167.7	167.6	168.1	1.5	.3
Underground mining machinery		3532-5	06/81	180.3	(³)	(³)	(³)	(³)
Loading mining machines, incl. gathering arm type, loader-hauler-dumpers, shovels, scoops		3532-562	06/81	200.9	(³)	(³)	(³)	(³)
Mineral processing and beneficiation machinery, excluding parts		3532-6	06/81	180.4	180.4	180.4	1.0	0
Crushing, pulverizing, and screening machinery		3532-7	06/81	205.5	207.4	207.4	3.0	0
Crushers, stationary types, including skid-mounted (gyratory, impact, jaw, and roll)		3532-727	06/81	207.0	209.6	209.6	2.0	0
Screens (vibrating, stationary), including trommel types		3532-755	06/81	150.3	150.3	(³)	(³)	(³)
Drills and other mining machinery, except parts		3532-8	06/81	193.8	192.6	193.8	1.4	.6
Parts and attachments for mining machinery and equipment		3532-9	06/81	145.9	145.3	146.1	2.3	.6
Parts and attachments for mining machinery sold separately, excluding drill bits		3532-975	06/81	144.5	143.9	144.7	2.7	.6
Parts for mineral processing, beneficiation, crushing, pulverizing, & screening machinery		3532-97522	06/94	109.9	110.1	110.1	.2	0
Parts for all other mining machinery and equipment		3532-97533	06/94	112.3	112.4	112.4	4.4	0
Percussion rock drill bits		3532-989	02/90	142.6	(³)	142.6	3.7	(³)
Secondary products and miscellaneous receipts		3532-SM						
Miscellaneous receipts		3532-M	06/81	161.8	161.8	161.8	4.4	0
Resales		3532-Z89	06/81	168.0	168.0	168.0	4.3	0
Secondary products		3532-S	06/81	141.6	(³)	141.6	4.7	(³)
Other secondary products		3532-SSS	06/81	136.0	(³)	(³)	(³)	(³)
Oil field and gas field machinery and equipment	3533		12/80	171.8	172.0	172.5	1.2	.3
Primary products		3533-P	12/80	170.4	170.6	171.1	3.4	.3
Rotary oil field and gas field drilling machinery and parts		3533-1	12/86	174.6	174.6	174.6	7.6	0
Rotary drilling surface equipment		3533-11	12/86	158.2	158.2	158.2	.9	0
Other rotary drill. surface equip., incl. Kelly joints, rotary tables, crown/trav. bl.		3533-121	12/86	167.6	167.6	167.6	0	0
Rotary drilling subsurface equipment		3533-14	12/86	185.0	185.0	185.0	10.5	0
Bits		3533-141	12/80	288.8	288.8	288.8	9.8	0
Tungsten-carbide insert bits		3533-14101	12/80	293.5	293.5	293.5	9.7	0
Steel-toothed bits		3533-14102	12/80	359.6	359.6	(³)	(³)	(³)
Other subsurface drill. equip., incl. fishing tools, subsea risers, coring equip.		3533-149	12/86	151.5	151.6	151.5	15.0	-.1
Other oil and gas field drilling machinery and equipment and parts		3533-2	12/86	146.2	146.2	148.7	1.7	1.7
Cementing, floating, guiding, and shoe equipment		3533-253	12/80	157.4	(³)	(³)	(³)	(³)
Other oil and gas field drilling equipment, incl. cable tool drilling machinery		3533-296	12/94	124.8	124.8	124.8	0	0
Oil field and gas field production machinery and equipment		3533-3	12/80	140.4	141.0	141.0	1.1	0
Surface, subsurface, and subsea production well equipment		3533-31	12/80	134.0	134.0	134.0	1.2	0
Casing and tubing heads and supports		3533-313	12/86	152.6	152.6	152.6	.7	0
Rod lifting machinery and equipment (surface and subsurface)		3533-35	12/80	133.2	133.2	133.2	1.6	0
Pumping units and other surface rod lifting equipment		3533-354	12/94	114.5	114.5	114.5	0	0
Separating, metering, and treating equipment for oil and gas (located on well site)		3533-371	12/80	128.8	128.8	128.8	-1.0	0
Parts for oil and gas field production machinery and tools, sold separately ..		3533-382	12/86	133.6	133.6	133.6	.3	0
Other oil field and gas field production machinery and tools		3533-398	12/86	128.9	130.8	130.8	1.5	0
Secondary products and miscellaneous receipts		3533-SM						
Miscellaneous receipts		3533-M	12/80	194.1	194.1	194.8	-13.9	.4
Resales		3533-Z89	09/86	144.9	144.9	146.3	-27.5	1.0
Secondary products		3533-S	12/80	137.8	137.8	137.8	-6.2	0
Other secondary products		3533-SSS	12/80	134.8	134.8	134.8	-6.8	0
Elevators and moving stairways	3534		06/81	130.4	130.5	130.5	-1.0	0
Primary products		3534-P	06/81	129.6	129.7	129.7	-.9	0
Elevators and moving stairways		3534-1	06/81	125.9	125.9	125.9	-1.2	0
Hydraulic passenger elevators		3534-112	06/81	126.9	126.9	126.9	-1.5	0
Other non farm elev., incl. sidewalk elev., dumbwaiters, man & resid. lifts ...		3534-196	06/81	147.9	147.9	147.9	1.7	0
Parts and attachments for elevators and moving stairways		3534-3	06/81	161.3	161.9	161.8	-.1	-.1
Secondary products and miscellaneous receipts		3534-SM						
Conveyors and conveying equipment	3535		06/84	141.0	141.1	141.3	.8	.1
Primary products		3535-P	06/84	137.9	138.0	138.1	.7	.1
Unit handling conveyors and conveying systems, except hoists and farm elevators		3535-3	06/84	129.8	129.8	129.8	0	0

See footnotes at end of table.

Table 5. Producer price indexes for the net output of selected industries and their products, not seasonally adjusted
—Continued

Industry and product ¹	Industry code	Product code	Index base	Index			Percent change to Oct. 2003 from:	
				June 2003 ²	Sep. 2003 ²	Oct. 2003 ²	Oct. 2002	Sep. 2003
Conveyors and conveying equipment—Continued								
Gravity conveyors (skate wheel and roller)		3535-311	06/84	129.9	129.9	129.9	-0.9	0.0
Trolley conveyors (overhead systems)		3535-312	06/84	125.1	125.1	125.1	-.6	0
Powered conveyors (belt and roller)		3535-314	06/84	126.2	126.2	126.2	.2	0
All other unit handling conveyors & conveying syst., incl. pneum. tube conveyors		3535-319	12/95	113.6	114.0	114.1	.4	.1
Parts and accessories for unit handling conveyors & conveying sytems, sold sep		3535-4	06/84	146.0	146.0	145.6	.3	-.3
Bulk material handling conveyors & conveying syst., exc. hoists & farm elevators		3535-5	06/84	137.9	138.0	138.4	1.5	.3
Conveyors and elevators		3535-511	06/84	137.8	138.1	138.5	1.3	.3
All other bulk handling conveyors and conveying syst. incl. loading, unloading		3535-514	06/01	102.8	102.5	102.5	2.1	0
Parts and accessories for bulk material handling conveyors and conveying systems		3535-6	06/84	170.0	170.2	170.1	2.8	-.1
Secondary products and miscellaneous receipts		3535-SM						
Miscellaneous receipts		3535-M	06/84	155.4	155.7	156.0	1.2	.2
Secondary products		3535-S	06/84	153.4	153.3	154.8	1.8	1.0
Overhead traveling cranes, hoists, and monorail systems	3536		12/84	152.0	152.0	152.0	1.2	0
Primary products		3536-P	12/84	151.2	151.2	151.1	1.1	-.1
Hoists		3536-3	12/84	156.1	156.1	156.1	1.0	0
Hoists		3536-340	12/96	119.6	119.6	119.6	1.1	0
Parts and attachments for hoists (sold separately)		3536-345	12/84	151.8	151.8	151.8	.5	0
Overhead traveling cranes and monorail systems		3536-4	12/84	145.2	145.2	145.1	1.3	-.1
Overhead traveling cranes and monorail systems, exc. const. power cranes		3536-420	12/96	106.2	106.2	106.2	-.7	0
Parts and attachments for cranes and monorail systems (sold separately) ..		3536-460	12/84	139.4	139.4	139.3	9.1	-.1
Secondary products and miscellaneous receipts		3536-SM						
Miscellaneous receipts		3536-M	12/84	151.7	151.7	151.7	1.9	0
Resales		3536-Z89	12/84	158.2	158.2	158.1	3.5	-.1
Secondary products		3536-S	12/84	148.9	148.9	148.9	1.1	0
Industrial trucks and tractors	3537		12/79	157.0	157.2	157.1	1.0	-.1
Primary products		3537-P	12/79	154.7	154.9	154.8	1.1	-.1
Industrial trucks and tractors, motorized and hand powered		3537-1	12/79	149.5	149.5	149.5	.7	0
Work trucks w/ lifting & handling equip, riding, electric, self-propelled		3537-101	06/02	103.0	103.1	103.1	.2	0
Work trucks w/ lifting & handling equip, non-riding electric or any non-electric		3537-102	06/02	100.4	100.4	100.5	.6	.1
Work trucks, not fitted with lifting and handling equipment, elec. or non elec		3537-103	06/02	101.6	101.6	101.6	1.5	0
Bulk powered material moving equipment		3537-104	06/02	100.5	100.5	100.5	.3	0
Parts and attachments for industrial work trucks		3537-3	12/86	136.3	137.0	136.7	3.1	-.2
Secondary products and miscellaneous receipts		3537-SM						
Miscellaneous receipts		3537-M	12/86	134.3	134.3	134.3	.5	0
Resales		3537-Z89	12/86	99.0	99.0	99.0	.5	0
Secondary products		3537-S	12/79	203.3	203.2	203.2	.7	0
Metalworking machinery and equipment	354		12/84	144.7	145.0	144.8	.3	-.1
Machine tools, metal cutting types	3541		06/83	150.3	150.2	148.4	-1.5	-1.2
Primary products		3541-P	06/83	144.6	144.4	142.3	-1.9	-1.5
Machining centers		3541-B	06/83	126.4	126.0	117.4	-8.6	-6.8
Station type machines		3541-C	06/83	153.7	153.7	153.7	-.5	0
Other metal cutting machine tools		3541-D	06/83	153.2	152.4	152.7	-.1	.2
Grinding, polishing, buffing, honing, and lapping machines		3541-4	06/83	172.1	172.1	172.9	.1	.5
Turning machines (lathes), all types		3541-5	06/83	153.8	153.4	153.2	-.1	-.1
Milling machines		3541-6	06/83	155.4	156.1	153.0	(³)	-2.0
Parts for metal cutting machine tools, sold separately, & rebuilt machine tools		3541-9	06/83	125.4	125.6	125.6	.6	0
Secondary products and miscellaneous receipts		3541-SM						
Miscellaneous receipts		3541-M	06/83	196.1	196.1	196.1	0	0
Secondary products		3541-S	06/83	155.3	(³)	(³)	(³)	(³)
Metal forming machine tools	3542		06/81	177.7	178.7	178.6	.5	-.1
Primary products		3542-P	06/81	182.9	183.5	183.5	.3	0
Punching, shearing, bending, and forming machines		3542-1	06/81	150.2	150.2	150.2	0	0
Presses, except forging		3542-2	06/81	194.9	194.9	194.9	0	0
Other metal forming machine tools and forging machines		3542-3	06/81	210.7	211.5	211.5	.4	0
Rebuilt metal forming machine tools and parts for metal forming machine tools		3542-4	06/81	185.5	187.4	187.2	.9	-.1
Secondary products and miscellaneous receipts		3542-SM						
Miscellaneous receipts		3542-M	12/92	130.9	132.3	132.3	(³)	0
Secondary products		3542-S	06/81	149.4	(³)	(³)	(³)	(³)
Industrial patterns	3543		12/84	131.2	130.9	130.9	-.8	0
Primary products		3543-P	12/84	131.1	130.8	130.8	-.9	0
Industrial patterns, except shoe patterns		3543-1	12/84	131.1	130.8	130.8	-.9	0

See footnotes at end of table.

Table 5. Producer price indexes for the net output of selected industries and their products, not seasonally adjusted
—Continued

Industry and product ¹	Industry code	Product code	Index base	Index			Percent change to Oct. 2003 from:	
				June 2003 ²	Sep. 2003 ²	Oct. 2003 ²	Oct. 2002	Sep. 2003
Industrial patterns—Continued								
Foundry patterns		3543-115	12/84	131.3	130.9	131.0	-1.1	0.1
All other industrial patterns, except shoe patterns		3543-198	12/84	137.0	137.0	137.0	.2	0
Secondary products and miscellaneous receipts		3543-SM						
Secondary products		3543-S	12/84	129.5	129.5	129.5	.9	0
Special tools, dies, jigs, fixtures and industrial molds	3544		06/81	145.2	145.4	145.8	.3	.3
Primary products		3544-P	06/81	146.7	147.0	147.2	-.5	.1
Special tools, dies, jigs, and fixtures		3544-3	06/81	162.3	163.0	163.3	.5	.2
Jigs and fixtures, including parts		3544-31	06/81	230.0	233.3	233.4	1.3	0
Metalworking dies and die sets		3544-32	12/02	99.8	100.1	100.6	(³)	.5
Stamping dies		3544-321	06/81	128.4	128.7	129.7	.7	.8
All other metalworking dies and die sets		3544-322	12/02	100.0	100.4	100.4	(³)	0
Standard punches, industrial prototypes, die parts & other special tooling, dies		3544-33	06/94	110.2	110.2	110.0	0	-.2
Industrial molds		3544-5	06/81	123.6	123.5	123.5	-2.2	0
Metal injection-type molds for plastics		3544-51	06/81	117.7	117.7	117.7	-3.5	0
Other molds		3544-52	12/02	100.0	99.9	99.9	(³)	0
Secondary products and miscellaneous receipts		3544-SM						
Secondary products		3544-S	06/81	129.9	129.4	130.9	.1	1.2
Machine tool accessories	3545		06/83	143.2	143.2	143.2	.6	0
Primary products		3545-P	06/83	140.8	140.7	140.7	.4	0
Small cutting tools for machine tools and metalworking machinery		3545-1	06/83	135.1	134.9	134.9	.4	0
Twist drills, gun drills, combined drills, countersinks, and counterbores		3545-12	06/83	127.8	127.8	127.5	-1.2	-.2
Carbon steel and high-speed steel shank twist drills		3545-123	06/83	136.3	136.4	137.0	.6	.4
Other twist drills, gun drills, countersinks, and counterbores		3545-124	12/00	95.6	95.6	94.6	-3.4	-1.0
End mills and milling cutters		3545-15	06/83	140.4	140.4	140.4	.6	0
Threading tools		3545-17	06/83	149.6	150.5	150.5	7.0	0
Blanks, tips, and inserts		3545-18	06/83	134.4	134.4	134.4	.3	0
Other cutting tools, including broaches, reamers, hobs, and rotary burrs		3545-199	12/00	102.3	101.4	101.5	-1.0	.1
Precision measuring tools (inspection, quality control, and tool room)		3545-2	06/83	153.9	153.9	154.1	.6	.1
Other attachments and accessories for machine tools and metalworking machinery		3545-3	06/83	154.5	154.6	154.7	.6	.1
Tool holders		3545-31	06/83	155.6	155.9	155.9	1.0	0
Work holding devices and other attachments and accessories		3545-38	12/00	102.3	102.3	102.3	.1	0
Secondary products and miscellaneous receipts		3545-SM						
Miscellaneous receipts		3545-M	01/87	156.1	156.1	156.1	.1	0
Contract work and other miscellaneous receipts		3545-XY9	06/88	162.7	162.7	162.7	.1	0
Resales		3545-Z89	01/87	143.2	143.2	143.2	.1	0
Secondary products		3545-S	06/83	145.5	146.0	145.8	2.7	-.1
Power driven hand tools	3546		12/80	173.3	172.9	172.9	.3	0
Primary products		3546-P	12/80	163.6	163.1	163.1	.2	0
Power driven hand tools, electric and battery powered		3546-1	12/80	157.1	156.3	156.3	-.2	0
Planers and routers		3546-133	06/93	(³)	(³)	(³)	(³)	(³)
Parts, attachments and accessories for electric-powered hand tools (sold separately)		3546-136	08/87	115.3	115.3	115.3	1.4	0
Drills: armature mounted primarily on other than sleeve bearings		3546-182	12/80	171.9	171.9	171.9	.8	0
Over 1/4 inch chuck size to under 1/2 inch		3546-18207	12/80	147.9	147.9	147.9	1.6	0
Sanders, except circular		3546-184	12/80	150.7	150.7	150.7	-.1	0
Oscillating, reciprocating and vibrating		3546-18434	12/80	154.3	154.3	154.3	-.2	0
Circular saws: armature mounted primarily on other than sleeve bearings ...		3546-185	12/80	170.5	170.5	170.5	0	0
Between 7 inch and 8 inch blade		3546-18516	12/80	148.8	148.8	148.8	0	0
Saws - jig, saber, reciprocating		3546-186	12/80	123.7	114.8	114.8	-7.2	0
Armature mounted primarily on other than ball bearings		3546-18619	06/93	99.1	91.9	91.9	-7.3	0
Power driven hand tools, pneumatic, hydraulic and powder actuated		3546-2	12/80	198.5	198.5	198.5	1.2	0
Drills, screwdrivers, nutrunners-pneumatic		3546-238	12/95	118.3	118.3	118.3	.4	0
Impact wrenches - pneumatic		3546-241	12/80	142.2	142.2	142.2	2.1	0
Other grinders, polishers, and sanders		3546-244	06/93	122.9	122.9	122.9	-.2	0
Other hydraulic powered hand tools		3546-272	06/93	101.4	101.4	101.4	2.4	0
Secondary products and miscellaneous receipts		3546-SM						
Miscellaneous receipts		3546-M	06/86	153.2	153.2	153.2	.8	0
Resales		3546-Z89	06/86	153.2	153.2	153.2	.8	0
Secondary products		3546-S	12/80	195.8	195.8	195.8	.9	0
Rolling mill machinery	3547		12/81	165.1	169.0	169.0	2.3	0
Primary products		3547-P	12/81	167.1	171.0	171.0	2.3	0
Hot rolling mill machinery, except tube rolling		3547-1	12/81	150.1	150.1	150.1	0	0
Other hot rolling mill machinery and equipment, including parts		3547-118	12/87	144.7	144.7	144.7	0	0
Cold rolling mill machinery		3547-2	06/93	98.0	98.2	98.2	-.2	0
Other cold rolling mill machinery and equipment, including parts		3547-228	06/93	98.0	98.2	98.2	-.2	0
Gas and electric welding and soldering equipment	3548		12/84	161.9	162.6	162.0	1.1	-.4
Primary products		3548-P	12/84	166.5	167.1	166.6	1.0	-.3
Arc welding machines, comp., & acces., exc. electrodes (excl. stud welding eq.)		3548-1	12/84	164.3	164.4	164.3	1.2	-.1

See footnotes at end of table.

Table 5. Producer price indexes for the net output of selected industries and their products, not seasonally adjusted
—Continued

Industry and product ¹	Industry code	Product code	Index base	Index			Percent change to Oct. 2003 from:	
				June 2003 ²	Sep. 2003 ²	Oct. 2003 ²	Oct. 2002	Sep. 2003
Gas and electric welding and soldering equipment—Continued								
Arc welding electrodes, metal		3548-2	12/84	185.1	186.8	185.1	1.0	-0.9
Resistance welders, components, accessories, and electrodes		3548-3	12/84	149.0	149.0	149.0	.5	0
Gas welding and cutting equipment, parts, attachments, and accessories		3548-4	06/83	166.2	166.7	166.2	1.1	-.3
Other welding and soldering equipment and acc. (exc. arc, resistance and gas)		3548-5	06/90	117.8	117.8	117.8	.7	0
Secondary products and miscellaneous receipts		3548-SM						
Miscellaneous receipts		3548-M	12/84	150.5	154.9	154.1	2.9	-.5
Secondary products		3548-S	12/84	132.7	132.7	132.7	.5	0
Metalworking machinery, not elsewhere classified	3549		06/83	174.4	174.8	174.9	1.2	.1
Primary products		3549-P	06/83	171.9	171.8	171.9	.6	.1
Assembly machines		3549-2	06/83	157.6	157.6	157.9	.1	.2
Transfer type assembly machines		3549-213	12/97	104.7	104.7	105.3	.7	.6
Special purpose and all other types		3549-219	06/83	157.8	157.8	157.8	-.2	0
Other metalworking machinery		3549-5	06/83	188.6	188.3	187.8	1.8	-.3
Machines for weaving and wire fabricating and wire drawing machines and draw benches		3549-511	06/83	177.7	177.7	177.7	.9	0
Coil handling equipment (conversion or straightening)		3549-541	06/83	185.1	184.0	182.4	-.7	-.9
All other metalworking machinery n.e.c.		3549-598	06/83	198.0	198.0	198.0	3.7	0
Secondary products and miscellaneous receipts		3549-SM						
Miscellaneous receipts		3549-M	12/97	(³)	(³)	(³)	(³)	(³)
Secondary products		3549-S	06/83	185.5	185.5	185.5	0	0
Special industry machinery, except metalworking machinery	355		12/84	150.3	151.7	152.0	1.6	.2
Textile machinery	3552		12/80	182.8	183.0	182.9	.5	-.1
Primary products		3552-P	12/80	189.0	189.3	189.2	.7	-.1
Textile machinery, except parts and attachments		3552-1	12/80	187.5	187.8	187.8	.6	0
Fabrics machinery		3552-1A						
Fabrics machinery		3552-1111	12/93	103.1	103.1	103.1	1.8	0
Fiber-to-fabrics textile machinery		3552-1B	06/86	121.8	121.8	121.8	0	0
Other textile machinery		3552-1C	06/86	149.1	149.7	149.7	.7	0
Other textile machinery		3552-199	12/80	155.2	156.6	156.6	1.4	0
Parts and attachments for textile machinery		3552-2	12/80	190.9	190.9	190.6	.7	-.2
Textile machinery turnings and shapes		3552-211	12/80	254.3	254.3	254.3	0	0
Parts and attachments for fiber-to-fabrics machinery		3552-232	12/80	239.7	239.7	(³)	(³)	(³)
Parts and attachments for power looms		3552-241	12/80	167.5	167.5	166.6	.3	-.5
Parts and attachments for bleaching, dyeing and finishing machinery		3552-271	12/80	157.3	(³)	(³)	(³)	(³)
Parts and attachments for other textile machinery, including printing		3552-299	12/80	157.4	157.4	157.4	0	0
Secondary products and miscellaneous receipts		3552-SM						
Miscellaneous receipts		3552-M	06/86	114.3	114.3	114.3	0	0
Resales		3552-Z89	12/93	102.8	102.8	102.8	0	0
Woodworking machinery	3553		12/80	159.2	159.2	159.2	.1	0
Primary products		3553-P	12/80	164.3	164.4	164.4	.1	0
Woodworking machinery including parts, excluding home workshop types		3553-1	12/80	155.0	155.0	155.0	.1	0
Sawmill equipment		3553-112	12/80	170.2	170.2	170.2	0	0
Sawing machines, except sawmill equipment		3553-162	12/80	164.9	164.9	164.9	.5	0
Straight-line machinery, including jointers, moulders, planers, sanders, surfacers, etc.		3553-173	12/80	190.4	190.4	190.4	0	0
Other woodworking machinery, including lathes, clamping machinery, presses, roll coaters, etc.		3553-197	06/94	98.1	98.1	98.1	0	0
Parts, attachments, and accessories, excluding saw blades and cutting tools		3553-199	12/80	137.7	138.0	138.0	.6	0
Secondary products and miscellaneous receipts		3553-SM						
Miscellaneous receipts		3553-M	04/81	70.8	70.8	70.8	-.6	0
Resales		3553-Z89	04/81	70.8	70.8	70.8	-.6	0
Secondary products		3553-S	12/80	179.2	179.2	179.2	0	0
Paper industries machinery	3554		06/82	172.0	172.0	172.0	.4	0
Primary products		3554-P	06/82	176.1	176.1	176.1	.5	0
Pulp mill machinery		3554-2	10/95	109.4	(³)	(³)	(³)	(³)
Deckers, thickeners, bleaching equipment, pulp screens, washers, and save-alls		3554-225	10/95	106.7	(³)	(³)	(³)	(³)
Paper mill machinery		3554-3	06/82	160.0	160.1	160.1	.5	0
Paper machines		3554-342	06/82	163.7	(³)	(³)	(³)	(³)
Finishing machinery, including calendering, and other paper mill machinery		3554-34249	06/82	176.9	(³)	(³)	(³)	(³)
Parts and attachments for paper mill machinery (sold separately)		3554-381	06/82	156.2	156.3	156.3	1.3	0
Paper and paperboard converting equipment		3554-4	06/82	195.2	195.2	195.2	.5	0
Other paper and paperboard equipment including coating and laminating machinery		3554-459	06/82	188.0	188.0	188.0	.6	0
Parts and attachments for paper and paperboard converting mach. (sold separately)		3554-481	06/82	206.0	206.0	206.0	1.3	0
Secondary products and miscellaneous receipts		3554-SM						
Secondary products		3554-SSS	03/97	108.9	108.9	108.9	0	0

See footnotes at end of table.

Table 5. Producer price indexes for the net output of selected industries and their products, not seasonally adjusted
—Continued

Industry and product ¹	Industry code	Product code	Index base	Index			Percent change to Oct. 2003 from:	
				June 2003 ²	Sep. 2003 ²	Oct. 2003 ²	Oct. 2002	Sep. 2003
Printing trades machinery	3555		12/82	146.0	145.6	146.2	-0.3	0.4
Primary products		3555-P	12/82	143.3	142.9	143.5	-.7	.4
Printing presses, offset lithographic		3555-1	12/82	162.4	(³)	162.3	-.1	(³)
Printing presses, other than lithographic		3555-2	12/82	163.8	164.0	164.0	-3.2	0
Binding machinery and equipment		3555-6	12/88	137.1	137.3	(³)	(³)	(³)
Printing trades machinery, n.e.c.		3555-7	12/88	119.2	118.4	119.5	-.6	.9
Other printing machinery and equipment, incl. pre-press preparation equipment		3555-779	06/01	96.7	95.7	97.1	-.9	1.5
Parts, attachments, and accessories for printing trades machinery		3555-791	06/01	101.8	101.8	101.8	0	0
Secondary products and miscellaneous receipts		3555-SM						
Miscellaneous receipts		3555-M	12/82	174.9	174.9	174.9	1.7	0
Food products machinery	3556		12/83	174.9	175.2	175.7	1.7	.3
Primary products		3556-P	12/83	180.6	180.9	181.1	1.5	.1
Dairy and milk products plant machinery		3556-1	12/83	186.8	186.8	186.8	2.7	0
Commercial food products machinery		3556-2	12/83	171.0	171.0	171.0	1.2	0
Commercial food products machinery, except bakery equipment		3556-2A	12/88	137.5	137.5	137.5	2.1	0
Other commercial food preparation machinery, including tenderizers (power driven)		3556-249	12/83	144.7	144.7	144.7	1.3	0
Bakery machinery and equipment		3556-2B	12/88	146.3	146.3	146.3	.1	0
Other bakery machinery and equipment		3556-292	12/88	149.8	149.8	149.8	.1	0
Parts and attachments for commercial food preparation machinery		3556-251	12/83	182.7	182.7	182.7	0	0
Industrial food products machinery		3556-3	12/83	173.7	174.3	174.7	1.3	.2
Meat and poultry processing machinery		3556-313	12/83	189.9	190.3	191.9	2.6	.8
Flour and grain mill machinery, except packing and packaging machinery ..		3556-339	12/88	(³)	(³)	(³)	(³)	(³)
Other industrial food products machinery, including fish and shellfish processing machinery		3556-358	12/83	157.3	158.1	158.1	1.8	0
Parts and attachments for industrial food products machinery		3556-383	12/83	169.3	169.5	169.5	-.9	0
Machinery for sorting, grading, or cleaning fruits, vegetables, or eggs		3556-385	06/96	122.3	123.1	123.1	1.6	0
Secondary products and miscellaneous receipts		3556-SM						
Miscellaneous receipts		3556-M	12/83	125.0	125.0	127.9	5.5	2.3
Resales		3556-Z89	12/83	124.2	124.2	127.0	5.5	2.3
Secondary products		3556-S	12/83	171.9	171.9	171.9	.5	0
Special industry machinery, n.e.c.	3559		12/81	169.3	171.7	172.2	2.2	.3
Primary products		3559-P	12/81	167.8	170.6	171.2	2.3	.4
Printed circuit board manufacturing machinery and parts, except testing equip		3559-A	06/01	95.7	95.7	98.4	1.8	2.8
Chemical manufacturing machinery, equipment and parts		3559-1	12/81	161.1	163.9	163.9	-1.6	0
Plastics working machinery, equipment, and parts, excluding patterns and molds		3559-3	12/81	173.5	172.4	172.4	-.6	0
Rubber working machinery, equipment, and parts, excl. tire molds		3559-4	12/81	178.7	182.6	181.1	3.0	-.8
Semiconductor manufacturing equip. (excl. furnaces & ovens, instru. & photogra		3559-6	06/87	129.9	(³)	128.7	-1.3	(³)
Automotive maintenance equipment and parts, excluding handtools		3559-7	11/89	138.4	142.2	147.2	15.9	3.5
Special industry machinery and equipment, n.e.c.		3559-9	12/94	110.2	120.4	120.8	11.7	.3
Other special industry mach., incl. glassmaking, metal finishing, petro refine ..		3559-941	06/01	100.5	102.5	102.4	2.6	-.1
Parts for special industry machinery		3559-949	06/01	102.7	131.7	133.3	36.7	1.2
Secondary products and miscellaneous receipts		3559-SM						
Miscellaneous receipts		3559-M	12/81	199.7	199.8	199.8	1.8	0
Secondary products		3559-S	12/81	151.1	151.1	151.1	.9	0
General industrial machinery and equipment	356		12/84	159.1	159.3	159.3	1.1	0
Pumps and pumping equipment	3561		12/83	174.8	175.2	175.6	2.2	.2
Primary products		3561-P	12/83	170.8	171.3	171.7	1.5	.2
Industrial pumps, except hydraulic fluid power pumps		3561-1	12/83	176.9	177.3	178.0	1.4	.4
Domestic water systems		3561-4	12/83	139.5	140.3	140.0	1.9	-.2
Pumps n.e.c.		3561-5	12/83	132.9	132.3	133.0	1.4	.5
Domestic sump pumps, oil-well and oil-field pumps, except boiler feed		3561-516	12/01	101.3	100.7	101.5	1.7	.8
Other pumps, except automotive circulating pumps, and measuring & dispensing pum		3561-517	12/01	101.8	101.7	101.7	.7	0
Parts and attachments for pumps and pumping equipment, excl. compressors		3561-6	12/83	188.9	190.8	190.4	1.9	-.2
Secondary products and miscellaneous receipts		3561-SM						
Miscellaneous receipts		3561-M	12/83	222.1	222.1	222.1	1.0	0
Secondary products		3561-S	12/83	172.9	172.9	172.9	10.6	0
Ball and roller bearings	3562		06/83	173.2	172.7	172.4	.8	-.2
Primary products		3562-P	06/83	170.9	170.3	170.1	.6	-.1
Ball bearings, unmounted		3562-1	06/83	170.3	170.2	170.2	1.2	0
Double row ball bearings: annular, including self-aligning: ground or precision		3562-116	06/83	105.4	105.1	104.8	-.6	-.3
Angular contact ball bearings: annular, including self-aligning: ground or precision		3562-118	06/83	193.8	193.8	194.9	.6	.6
Other regular single row conrad ball bearings: annular, including self-aligning		3562-122	06/83	182.8	182.8	182.8	-.3	0

See footnotes at end of table.

Table 5. Producer price indexes for the net output of selected industries and their products, not seasonally adjusted

—Continued

Industry and product ¹	Industry code	Product code	Index base	Index			Percent change to Oct. 2003 from:	
				June 2003 ²	Sep. 2003 ²	Oct. 2003 ²	Oct. 2002	Sep. 2003
Ball and roller bearings—Continued								
Over 52 mm. O.D. thru 100 mm. O.D.; ground or precision		3562-12205	09/89	140.9	140.9	140.9	0.9	0.0
Other precision (ABEC 5 & up) single row conrad ball bearings: annular, including self-alignin		3562-123	06/83	168.8	168.8	168.8	0	0
Thrust ball bearings		3562-131	06/83	143.9	143.9	143.9	7.3	0
Unground thrust ball bearings		3562-13135	12/95	101.8	101.8	101.8	0	0
Other ball bearings		3562-151	06/83	198.3	198.7	198.3	1.1	-2
Tapered roller bearings, unmounted		3562-2	06/83	145.0	143.7	142.4	-1.8	-9
Cup and cone assemblies shipped as a set		3562-232	06/89	128.3	128.3	124.3	-3.0	-3.1
Roller bearings, except tapered, unmounted		3562-3	06/83	204.6	204.2	204.4	2.0	.1
Cylindrical roller bearings		3562-301	06/83	216.0	215.4	215.4	3.2	0
Regular cylindrical roller bearings (ABEC 1 and 3)		3562-30111	06/83	205.1	204.3	204.3	2.7	0
Precision cylindrical roller bearings (ABEC 5 and up)		3562-30112	06/89	184.6	184.6	184.6	4.2	0
Spherical roller bearings including hourglass and barrel		3562-321	06/83	196.1	196.1	196.1	.1	0
Single row spherical roller bearings		3562-32124	06/83	123.0	123.0	(³)	(³)	(³)
Needle roller bearings		3562-341	06/83	207.3	207.2	207.3	1.8	0
Other roller bearings		3562-398	06/83	167.2	(³)	(³)	(³)	(³)
Mounted bearings, except plain		3562-4	06/83	209.9	209.9	209.9	3.1	0
Mounted ball bearings, unit and/or split mounted		3562-417	06/83	204.8	204.8	204.8	3.3	0
Ball and roller bearing parts and components, including balls and rollers sold separately		3562-9	06/83	159.6	158.4	159.1	-7	.4
Other antifriction ball bearing components and parts		3562-921	06/83	105.9	101.6	101.6	-3.2	0
Rollers		3562-931	07/83	118.0	118.0	(³)	(³)	(³)
Other antifriction roller bearing components and parts		3562-941	08/89	173.7	172.3	173.7	-1.4	.8
Air and gas compressors	3563		06/84	147.3	147.8	147.8	.7	0
Primary products		3563-P	06/84	146.2	146.9	146.8	1.0	-1
Air and gas compressors and vacuum pumps		3563-1	06/84	143.2	144.0	143.9	.8	-1
Air compressors		3563-11	06/84	131.3	131.4	131.3	.2	-1
Portable air compressors		3563-116	06/84	124.1	124.1	124.1	0	0
Stationary air compressors		3563-117	12/98	101.3	101.4	101.3	.1	-1
Gas compressors		3563-12	06/84	167.4	170.8	170.5	2.4	-2
Other pumps and compressors		3563-13	06/84	160.3	160.3	160.3	0	0
Parts and attachments for air and gas compressors and vacuum pumps		3563-2	06/84	146.9	148.0	148.0	2.2	0
Industrial spraying equipment		3563-5	06/84	147.6	147.6	147.6	.5	0
Secondary products and miscellaneous receipts		3563-SM						
Miscellaneous receipts		3563-M	11/86	142.1	142.1	142.1	0	0
Resales		3563-Z89	12/91	139.3	(³)	139.3	0	(³)
Secondary products		3563-S	06/84	153.6	153.2	153.2	-5	0
Industrial and commercial fans and blowers and air purification equipment	3564		12/83	161.2	161.7	161.7	2.0	0
Primary products		3564-P	12/83	156.1	156.6	156.7	2.1	.1
Centrifugal fans and blowers		3564-3	12/83	155.0	153.7	154.8	1.6	.7
Centrifugal blower-filter units and classes I-IV fans		3564-34	12/01	101.3	100.1	101.4	1.2	1.3
Industrial centrifugal fans, excl blowers, turboblowers, and multistage blowers		3564-35	12/01	101.2	100.0	100.6	1.7	.6
Other centrifugal fans and blowers, incl multistage blowers, etc.		3564-36	12/01	106.0	106.0	106.0	2.0	0
Axial fans, propeller fans and accessories, and power roof ventilators		3564-4	12/83	182.3	186.3	185.7	2.8	-3
Axial fans, all types		3564-45	12/01	101.0	100.6	101.3	1.8	.7
Other propeller fans and accessories, incl. parts		3564-47	12/01	100.8	101.3	100.2	.5	-1.1
Dust collection and other air purification equipment for hvac systems		3564-5	12/83	145.8	145.8	145.8	1.4	0
Air filters for air conditioners and furnaces of 2400 cfm or less, except parts		3564-55	12/01	103.5	103.6	103.7	2.0	.1
Other dust collection and other air purification equipment		3564-56	12/01	102.3	102.3	102.3	1.3	0
Parts for dust collection and air purification equipment		3564-57	12/01	101.8	(³)	101.8	.7	(³)
Dust collection and other air purification equip. for ind. gas cleaning systems		3564-6	12/83	142.5	142.8	142.3	2.9	-4
Secondary products and miscellaneous receipts		3564-SM						
Miscellaneous receipts		3564-M	12/83	209.4	209.4	209.7	.1	.1
Resales		3564-Z89	12/01	100.5	100.5	100.8	.3	.3
Secondary products		3564-S	12/83	174.4	174.4	174.4	3.8	0
Secondary products		3564-SSS	06/89	138.6	138.6	138.6	4.0	0
Packing, packaging and bottling machinery	3565		12/88	138.3	138.9	138.7	1.1	-1
Primary products		3565-P	12/88	139.8	140.5	140.3	1.2	-1
Packing, packaging and bottling machinery, excluding parts		3565-3	12/88	139.1	139.9	139.5	1.5	-3
Filling machinery		3565-331	12/88	136.7	136.8	136.7	.5	-1
Forming, filling and sealing machinery, bag or pouch(must perform all three func		3565-333	12/88	160.2	160.2	160.2	5.2	0
Wrapping, banding, bundling, fastening, and sleeve wrapping machinery		3565-334	12/96	107.2	107.2	107.2	2.8	0
Case forming, opening, loading, unloading, and sealing machinery		3565-336	12/88	146.1	146.1	142.6	-1.7	-2.4
Cartoning, multipacking, and leaflet/coupon placing machinery		3565-337	12/96	115.1	(³)	(³)	(³)	(³)
Labeling, code marking, and imprinting machinery		3565-338	12/96	111.4	112.0	111.4	1.7	-5
Other packaging and bottling machinery		3565-339	12/96	113.7	115.1	115.0	1.2	-1
Parts for packaging and bottling machinery		3565-4	12/88	143.3	143.2	143.9	-5	.5
Secondary products and miscellaneous receipts		3565-SM						
Miscellaneous receipts		3565-M	12/88	119.4	119.4	119.4	.7	0
Resales		3565-Z89	12/88	121.3	121.3	121.3	.7	0

See footnotes at end of table.

Table 5. Producer price indexes for the net output of selected industries and their products, not seasonally adjusted
—Continued

Industry and product ¹	Industry code	Product code	Index base	Index			Percent change to Oct. 2003 from:	
				June 2003 ²	Sep. 2003 ²	Oct. 2003 ²	Oct. 2002	Sep. 2003
Packing, packaging and bottling machinery—Continued								
Secondary products		3565-S	12/88	137.3	137.5	137.3	0.4	-0.1
Speed changers, industrial high-speed drives, and gears	3566		12/83	175.5	174.5	174.5	1.2	0
Primary products		3566-P	12/83	168.1	166.7	166.7	.7	0
Nonhydraulic variable speed changers and industrial high-speed drives		3566-1	06/89	139.2	139.7	139.2	9.6	-4
Mechanical nonhydraulic variable speed changers, excluding value of drivers		3566-111	12/83	156.2	156.2	156.2	12.6	0
Industrial high speed drives, fixed ratio		3566-121	12/83	163.1	(³)	163.1	4.0	(³)
Speed reducers, fixed ratio, enclosed, except gear motors		3566-2	12/83	208.4	208.5	208.4	.7	0
Worm gear reducers		3566-21	12/83	199.6	199.9	199.6	1.5	-2
3-inch to 5.99-inch centers		3566-218	12/83	166.1	166.3	(³)	(³)	(³)
Less than 3-inch centers		3566-219	12/83	187.9	188.4	187.9	2.7	-3
Helical, herringbone, spur and spiral bevel reducers		3566-22	12/83	231.6	231.6	231.6	1.7	0
More than 15-inch low speed centers		3566-227	12/83	(³)	(³)	(³)	(³)	(³)
15-inch low speed centers or less		3566-228	12/83	235.5	235.5	(³)	(³)	(³)
Shaft mounted reducers and screw conveyor drives		3566-23	12/83	181.2	181.2	181.2	-2.7	0
Gear motors, sold with motors, including 'C' flange and scoop mount units		3566-3	12/83	167.5	167.5	167.5	0	0
Worm gear motors		3566-33	12/83	200.1	200.1	200.1	0	0
Helical, herringbone, spur, or spiral bevel gear motors		3566-34	12/83	151.0	151.0	151.0	0	0
Less than 1 horsepower		3566-343	07/96	111.2	111.2	111.2	0	0
Loose gears, pinions, and racks excluding spare parts for reducers		3566-4	12/83	137.5	134.8	135.0	-1.8	.1
Coarse pitch (less than 19.9 diametral pitch)		3566-411	12/83	136.3	133.5	133.5	-2.1	0
Helical, herringbone, and spur gears		3566-4114	12/83	123.6	119.7	119.7	-3.5	0
24 inches or less		3566-41142	12/83	119.1	118.1	118.1	-1.8	0
More than 24 inches diameter through 72 inches diameter		3566-41143	12/83	127.1	120.6	120.6	-5.0	0
Others, including bevel gears and racks		3566-4116	12/83	170.6	170.6	170.6	1.2	0
Fine pitch (19.9 diametral pitch and finer)		3566-421	12/83	147.4	145.4	147.5	.5	1.4
Parts and components for speed changers, drives, gears, and reducers		3566-5	12/83	198.7	189.9	189.9	-1.9	0
Parts and components for speed changers, drives, gears, and reducers		3566-551	12/83	198.7	189.9	189.9	-1.9	0
Secondary products and miscellaneous receipts		3566-SM						
Miscellaneous receipts		3566-M	07/84	161.5	169.9	169.9	7.1	0
Resales		3566-Z89	07/84	147.0	154.7	154.7	7.1	0
Secondary products		3566-S	12/83	234.8	234.8	234.8	4.8	0
Secondary products		3566-SSS	12/83	250.3	250.3	250.3	2.3	0
Other power transmission equipment		3568-S	12/83	209.5	209.5	(³)	(³)	(³)
Industrial process furnaces and ovens	3567		06/81	168.8	168.6	168.7	.7	.1
Primary products		3567-P	06/81	167.8	167.6	167.7	.8	.1
Electric industrial furnaces, ovens and kilns, excluding induction		3567-1	06/81	174.3	173.6	174.0	.4	.2
Electric furnaces		3567-11	12/86	134.2	134.2	134.2	.2	0
Metal processing and heat treating (such as annealing, hardening, carburizing, etc.)		3567-118	12/86	136.3	136.3	136.3	.4	0
Electric industrial ovens and kilns, including infrared		3567-19	12/86	158.5	155.7	157.5	1.2	1.2
Fuel-fired industrial furnaces, ovens, and kilns		3567-2	06/81	163.7	163.7	163.7	1.3	0
Fuel-fired furnaces including parts and attachments		3567-21	12/86	158.1	158.1	158.1	1.3	0
Electrical heat. equip. for industrial use, n.e.c. (exc. soldering irons) and parts and attach		3567-5	06/81	172.9	172.9	172.9	1.0	0
Industrial electric heating units and devices, except heating units for electric furnaces		3567-55	12/86	150.6	150.6	150.6	1.1	0
Parts and attach. for ind. furn. and ovens, including electric heating units		3567-59	06/81	153.1	153.1	153.1	.9	0
Secondary products and miscellaneous receipts		3567-SM						
Secondary products		3567-S	06/81	181.3	181.3	181.3	.4	0
Power transmission equipment, n.e.c.	3568		12/84	158.7	159.8	160.1	1.2	.2
Primary products		3568-P	12/84	156.1	156.2	156.5	.3	.2
Plain bearings and bushings, except automotive and aircraft		3568-1	12/84	133.8	133.9	133.9	1.2	0
Plain bearings and bushings, unmounted, machined, excluding carbon and graphite		3568-115	12/84	134.0	134.0	134.0	1.2	0
Power transmission equipment, except speed changers, drives, and gears, n.e.c.		3568-3	12/84	160.9	161.0	161.4	.1	.2
Clutches and brakes		3568-3A	12/84	173.9	173.9	174.0	1.1	.1
All other clutches and brakes		3568-319	12/84	193.3	193.3	193.6	2.9	.2
Flexible couplings		3568-3B	12/84	159.7	159.7	161.5	2.2	1.1
1-inch nominal bore and over, other than gear type		3568-322	12/84	190.2	190.2	191.8	2.3	.8
Less than 1-inch nominal bore		3568-324	12/84	172.4	172.4	172.4	2.6	0
Chains for sprocket drives		3568-3C	12/84	162.3	162.3	163.0	-1.9	.4
ASA standard roller chain		3568-333	12/84	158.8	158.8	158.8	-4.3	0
Other chains for sprocket drives		3568-335	12/84	167.2	167.2	168.9	1.8	1.0
Sprockets		3568-3D	12/84	137.9	(³)	137.9	2.4	(³)
For ASA standard roller chains		3568-343	07/89	121.4	(³)	121.4	2.4	(³)
Pulleys		3568-3E	12/84	175.0	175.0	175.0	.9	0
Pulleys		3568-351	12/84	175.0	175.0	175.0	.9	0
Other power transmission equipment, except aircraft, automobile, truck, and bus		3568-3G	06/89	128.6	128.8	129.0	-1.1	.2
Ball joints, drive/flexible shafts, drive shaft and sprocket drive chain parts		3568-393	06/89	127.3	127.9	127.9	.7	0

See footnotes at end of table.

Table 5. Producer price indexes for the net output of selected industries and their products, not seasonally adjusted

—Continued

Industry and product ¹	Industry code	Product code	Index base	Index			Percent change to Oct. 2003 from:	
				June 2003 ²	Sep. 2003 ²	Oct. 2003 ²	Oct. 2002	Sep. 2003
All other mechanical power transmission equip., except aircraft, automobile, truck, and bus		3568-399	06/89	123.8	123.5	123.9	-3.9	0.3
Secondary products and miscellaneous receipts		3568-SM						
Miscellaneous receipts		3568-M	02/85	170.1	170.1	170.1	.9	0
Resales		3568-Z89	02/85	163.4	163.4	163.4	1.0	0
Secondary products		3568-S	12/84	172.4	182.1	182.0	8.1	-1
General industrial machinery, n.e.c.	3569		12/84	162.2	162.2	162.3	.1	.1
Primary products		3569-P	12/84	160.1	160.1	160.2	.1	.1
Filters and strainers, except fluid power		3569-3	12/88	142.8	142.8	142.8	-1.0	0
Filter and strainer assemblies w/ or wo/ filter element installed, for water		3569-304	12/00	103.7	103.7	103.7	.9	0
Filter and strainer assemblies w/ or wo/ filter element installed, for other flu		3569-308	12/00	102.6	102.6	102.6	-1.1	0
Parts and accessories, sold separately		3569-309	12/88	162.1	162.1	162.1	-3.0	0
Reusable (cleanable) media filters and strainers, except for fluid power		3569-311	12/88	139.7	(³)	139.7	-9.2	(³)
Nonreusable, including disposable (throw away) filter cartridges		3569-312	12/88	146.1	146.2	146.1	.9	-1
General industrial machinery, n.e.c.		3569-9	12/84	155.6	155.6	155.8	-3	.1
Secondary products and miscellaneous receipts		3569-SM						
Miscellaneous receipts		3569-M	12/84	200.6	200.3	200.7	0	.2
Contract work and other miscellaneous receipts		3569-XY9	12/95	145.8	145.8	145.8	0	0
Resales		3569-Z89	12/84	213.9	213.5	214.1	-1	.3
Secondary products		3569-S	12/84	150.4	(³)	150.4	.3	(³)
Secondary products		3569-SSS	12/95	117.8	(³)	117.8	.3	(³)
Office, computing, and accounting machines	357		12/84	31.7	31.2	30.8	-10.2	-1.3
Electronic computers	3571		12/98	49.6	48.1	47.2	-17.6	-1.9
Primary products		3571-P	12/98	34.6	33.5	32.9	-17.8	-1.8
General purpose digital computers		3571-1	12/98	31.1	30.0	29.8	-17.0	-7
Large-scale (64 MB or more in minimum main memory configuration)		3571-11	12/98	30.1	28.3	28.3	-21.6	0
Mid-range (<64 MB in min. main memory configuration); excl. PCs and workstations		3571-12	12/98	32.2	31.4	31.2	-11.6	-6
Personal computers and workstations (excluding portable computers)		3571-14	12/98	30.5	29.7	29.6	-15.9	-3
Portable computers (with attached display)		3571-15	12/98	24.1	23.4	21.9	-26.3	-6.4
Secondary products and miscellaneous receipts		3571-SM						
Computer storage devices	3572		12/98	54.8	53.9	53.1	-13.2	-1.5
Primary products		3572-P	12/98	43.3	42.7	41.3	-21.2	-3.3
Computer storage devices (except parts, attachments and accessories)		3572-1	12/98	43.1	42.5	41.1	-21.1	-3.3
Parts, attachments and accessories for computer storage devices		3572-2	04/00	(³)	(³)	(³)	(³)	(³)
Secondary products and miscellaneous receipts		3572-SM						
Miscellaneous receipts		3572-M	12/92	34.4	(³)	34.4	0	(³)
Secondary products		3572-S	06/01	78.9	(³)	(³)	(³)	(³)
Computer terminals	3575		12/93	86.3	86.3	85.4	-3.2	-1.0
Primary products		3575-P	12/93	81.8	81.7	80.7	-3.9	-1.2
Computer terminals including remote batch terminals and teleprinters		3575-5	12/93	82.9	82.9	81.7	-4.4	-1.4
Parts, attachments, and accessories for computer terminals		3575-6	12/93	65.7	(³)	65.7	0	(³)
Secondary products and miscellaneous receipts		3575-SM						
Miscellaneous receipts		3575-M	12/01	100.0	100.0	(³)	(³)	(³)
Computer peripheral equipment, n.e.c.	3577		12/93	78.5	78.1	77.7	-1.3	-5
Primary products		3577-P	12/93	74.7	74.2	73.6	-1.7	-8
Computer peripheral (I/O) equipment, n.e.c., except parts, attachments, & acces		3577-1	12/93	64.1	63.5	63.6	-1.1	.2
Computer printers		3577-12	12/93	56.2	56.3	56.3	-5	0
All other peripheral equipment, n.e.c.		3577-15	06/99	99.6	98.1	98.3	-1.3	.2
Parts, attachments, & access. for computer peripheral (I/O) equipment, n.e.c.		3577-2	12/93	106.2	106.2	101.2	-5.1	-4.7
Secondary products and miscellaneous receipts		3577-SM						
Resales and miscellaneous receipts		3577-M	12/93	101.0	101.0	101.0	-1	0
Contract work and miscellaneous receipts		3577-XY9	06/99	98.4	98.4	(³)	(³)	(³)
Resales		3577-Z89	12/93	102.3	102.3	102.3	-2	0
Secondary products		3577-S	08/94	89.3	89.3	89.3	-4	0
Calculating and accounting machines	3578		06/85	81.9	81.7	82.4	.2	.9
Primary products		3578-P	06/85	78.7	78.4	79.4	.4	1.3
Parts and attachments for calculating and accounting machines		3578-3	06/85	88.5	88.5	88.5	2.4	0
Calculating and accounting machines incl POS terminals and calculators		3578-5	12/96	92.4	92.1	93.4	.2	1.4
Secondary products and miscellaneous receipts		3578-SM						
Miscellaneous receipts		3578-M	06/85	110.7	110.7	110.7	0	0
Office machines, n.e.c.	3579		06/85	123.7	123.8	123.7	.4	-1
Primary products		3579-P	06/85	115.0	115.1	115.1	0	0
Parts and attachments for standard typewriters and other office machines, n.e.c.		3579-A	12/94	109.0	109.0	109.0	.1	0
Mailing, letter handling, and addressing machines, except parts and attachments		3579-5	06/85	117.9	117.9	117.9	0	0
Standard typewriters and all other office machines, n.e.c.		3579-9	12/94	103.3	103.3	103.3	.9	0

See footnotes at end of table.

Table 5. Producer price indexes for the net output of selected industries and their products, not seasonally adjusted
—Continued

Industry and product ¹	Industry code	Product code	Index base	Index			Percent change to Oct. 2003 from:	
				June 2003 ²	Sep. 2003 ²	Oct. 2003 ²	Oct. 2002	Sep. 2003
Office machines, n.e.c.—Continued								
Secondary products and miscellaneous receipts		3579-SM						
Miscellaneous receipts		3579-M	06/85	154.9	156.0	154.9	3.3	-0.7
Secondary products		3579-S	06/85	124.4	124.4	124.4	1.5	0
Refrigeration and service industry machinery	358		12/84	134.7	134.3	134.7	.6	.3
Automatic merchandising machines	3581		06/82	121.3	121.3	121.3	-.1	0
Primary products		3581-P	06/82	120.7	120.7	120.7	-.2	0
Automatic merchandising machines, coin-operated, excluding parts		3581-1	06/82	119.5	119.5	119.5	-.3	0
Vending machines for beverages		3581-11	06/82	114.8	114.8	114.8	-.5	0
Other vending machines, excluding beverage machines		3581-15	06/03	100.0	100.0	100.0	(³)	0
Coin-operated mechanisms and other parts for automatic merchandising machines		3581-2	12/88	107.8	107.8	107.8	0	0
Secondary products and miscellaneous receipts		3581-SM						
Commercial laundry equipment	3582		12/82	189.9	190.5	190.5	3.1	0
Primary products		3582-P	12/82	174.3	174.8	174.8	3.3	0
Commercial laundry equipment		3582-9	06/03	100.0	100.3	100.3	(³)	0
Secondary products and miscellaneous receipts		3582-SM						
Miscellaneous receipts		3582-M	06/03	100.0	100.0	100.0	(³)	0
Secondary products		3582-S	12/82	211.3	(³)	(³)	(³)	(³)
Refrigeration and heating equipment	3585		12/82	131.8	131.2	131.7	.2	.4
Primary products		3585-P	12/82	132.9	132.2	132.7	.2	.4
Warm air furnaces, humidifiers, and electric comfort heating equipment		3585-C	12/89	114.2	114.5	113.6	1.0	-.8
Parts and accessories for a/c, heat transfer, and elect. comfort heat equipment		3585-D	12/89	110.0	110.1	110.1	-1.3	0
Heat transfer equip., mech. refrigerated, self-contained, exc. electric dehumid		3585-1	12/82	142.8	141.5	141.7	-.6	.1
Unitary air conditioners		3585-2	12/82	126.8	125.7	127.4	.7	1.4
Commercial refrigerators and related equipment		3585-3	12/82	163.2	163.0	163.0	.3	0
Compressors and compressor units, all refrigerants		3585-4	12/82	109.7	109.5	109.5	.1	0
Condensing units, all refrigerants, except ammonia		3585-5	12/82	145.5	146.1	145.3	.5	-.5
Room air conditioners and dehumidifiers		3585-6	12/82	115.2	115.1	115.4	-.3	.3
Refrigeration and a/c equip. n.e.c., including soda fountain and beer dispensing equip		3585-9	12/89	121.9	120.6	122.3	1.7	1.4
Secondary products and miscellaneous receipts		3585-SM						
Miscellaneous receipts		3585-M	12/82	125.6	124.3	124.8	3.1	.4
Resales		3585-Z89	12/82	142.1	135.5	138.1	-.3	1.9
Secondary products		3585-S	12/82	120.2	120.2	121.0	-4.0	.7
Measuring and dispensing pumps	3586		06/84	148.4	147.8	149.9	2.9	1.4
Primary products		3586-P	06/84	146.1	145.6	147.9	3.2	1.6
Gasoline dispensing pumps, computing type (filling station type)		3586-1	06/84	114.9	(³)	(³)	(³)	(³)
Single dispensing units		3586-111	06/84	135.7	(³)	(³)	(³)	(³)
With suction pumping units		3586-11112	06/84	133.4	(³)	(³)	(³)	(³)
Without suction pumping units		3586-11113	06/84	146.6	(³)	(³)	(³)	(³)
Multiple dispensing units		3586-115	12/88	101.9	(³)	(³)	(³)	(³)
Lubricating oil and grease dispensing equipment		3586-2	06/84	177.0	177.0	178.0	1.5	.6
Lubricating oil pumps, including barrel pumps		3586-212	06/84	205.6	205.6	211.2	5.4	2.7
Other measuring and dispensing pumps and parts and attachments		3586-3	06/84	163.6	162.0	162.1	-1.2	.1
Other measuring and dispensing pumps, incl. noncomputing gasoline dispensing pumps		3586-314	12/88	153.2	152.7	152.8	.1	.1
Parts and attachments for measuring and dispensing pumps		3586-315	12/88	143.6	141.4	141.4	-2.5	0
Secondary products and miscellaneous receipts		3586-SM						
Miscellaneous receipts		3586-M	12/88	(³)	(³)	106.7	(³)	(³)
Secondary products		3586-S	06/84	148.1	147.0	147.1	.5	.1
Service industry machinery, n.e.c.	3589		06/82	174.7	174.7	174.6	1.7	-.1
Primary products		3589-P	06/82	175.1	175.1	175.0	1.6	-.1
Commercial cooking and food warming equipment		3589-1	06/82	189.0	189.2	189.0	2.4	-.1
Nonelectric commercial cooking and food warming equipment		3589-11	06/82	227.2	227.2	227.2	3.5	0
Electric and electronic commercial cooking and food warming equipment ...		3589-16	06/82	173.4	173.9	173.4	1.0	-.3
Parts and accessories for commercial cooking and food warming equipment		3589-17	12/87	123.4	123.4	123.4	5.5	0
Service industry machines and parts		3589-2	06/82	171.4	170.8	171.1	.6	.2
Water softeners and water heaters including parts		3589-21	12/87	126.1	126.1	126.1	-.2	0
Floor maintenance machinery, commercial and industrial, incl. parts		3589-24	12/87	159.6	159.6	159.6	3.0	0
All other industry and commercial service machines, including parts and accessor		3589-26	12/99	106.1	105.6	105.8	.2	.2
Commercial and industrial vacuum cleaners		3589-3	06/82	162.5	162.5	162.5	0	0
Secondary products and miscellaneous receipts		3589-SM						
Miscellaneous receipts		3589-M	06/82	161.7	161.7	161.7	1.8	0
Secondary products		3589-S	06/82	182.5	182.5	182.5	3.5	0
Miscellaneous machinery, except electrical	359		12/84	132.1	132.2	132.8	.4	.5

See footnotes at end of table.

Table 5. Producer price indexes for the net output of selected industries and their products, not seasonally adjusted
—Continued

Industry and product ¹	Industry code	Product code	Index base	Index			Percent change to Oct. 2003 from:	
				June 2003 ²	Sep. 2003 ²	Oct. 2003 ²	Oct. 2002	Sep. 2003
Carburetors, pistons, piston rings, and valves	3592		12/82	128.3	128.3	128.3	-0.5	0.0
Primary products		3592-P	12/82	132.6	132.7	132.7	1.0	0
Carburetors, new and rebuilt		3592-1	12/82	156.9	157.0	157.0	2.7	0
Carburetors (new), all types		3592-1A	12/82	150.9	150.9	(³)	(³)	(³)
Carburetors, rebuilt, all types		3592-171	12/82	187.6	189.2	(³)	(³)	(³)
Pistons, piston rings, and piston pins (engine)		3592-2	12/82	107.9	107.9	107.9	.2	0
Pistons, all types (machined), excluding rough castings		3592-2A	12/82	104.2	104.3	104.3	.4	0
Pistons for motor vehicles (passenger cars, trucks, and buses)		3592-221	06/89	96.1	96.3	96.4	.5	.1
Piston rings, all types		3592-2B	12/82	110.1	110.1	110.1	0	0
Piston rings, oil type		3592-2B1	12/82	100.3	100.3	100.3	0	0
Piston rings, compression type		3592-2B2	12/82	114.2	114.2	114.2	0	0
Piston rings, compression type, for motor vehicles (passenger cars, trucks, and buses)		3592-255	12/82	109.2	109.2	109.2	-.1	0
Valves (engine intake and exhaust)		3592-3	12/82	124.9	124.9	124.9	-.2	0
Valves (engine intake and exhaust) for other engines		3592-363	12/82	105.7	105.7	105.7	-.2	0
Secondary products and miscellaneous receipts		3592-SM						
Secondary products		3592-S	12/82	(³)	(³)	(³)	(³)	(³)
Motor vehicle parts and accessories		3714-S	12/82	(³)	(³)	(³)	(³)	(³)
Fluid power cylinders and actuators	3593		06/90	134.3	134.5	134.6	2.6	.1
Primary products		3593-P	06/90	133.2	134.1	134.1	1.7	0
Non-aerospace type hydraulic fluid power cylinders & actuators, linear & rotary		3593-4	06/90	122.7	123.9	123.9	1.2	0
Non-aerospace type pneumatic fluid power cylinders & actuators, linear & rotary		3593-5	06/90	133.6	134.4	134.5	3.3	.1
Parts for hydraulic and pneumatic fluid power cylinders and actuators		3593-9	06/90	126.1	126.8	126.8	1.8	0
Secondary products and miscellaneous receipts		3593-SM						
Secondary products		3593-S	06/90	127.4	125.8	125.8	4.5	0
Fluid power pumps and motors	3594		06/90	130.0	130.0	130.2	1.4	.2
Primary products		3594-P	06/90	132.9	132.9	133.0	1.6	.1
Non-aerospace type reciprocating pumps		3594-3	12/97	104.8	104.8	105.2	.8	.4
Non-aerospace type rotary pumps		3594-4	12/97	103.0	103.0	103.2	.5	.2
Non-aerospace type fluid power motors		3594-5	12/97	109.3	109.3	109.3	.1	0
Parts for fluid power pumps and motors		3594-9	12/97	117.8	117.8	117.8	5.7	0
Secondary products and miscellaneous receipts		3594-SM						
Miscellaneous receipts		3594-M	06/99	101.1	101.1	101.1	0	0
Miscellaneous receipts		3594-MM	06/99	101.1	101.1	101.1	0	0
Secondary products		3594-S	06/90	115.8	115.8	115.8	.7	0
Scales and balances, except laboratory	3596		12/80	125.8	126.1	126.1	.4	0
Primary products		3596-P	12/80	126.9	127.2	127.2	.5	0
Vehicle and industrial scales		3596-1	12/91	115.3	115.8	115.6	.3	-.2
Retail, commercial, household, and mailing scales		3596-2	12/91	108.8	108.8	109.1	1.3	.3
Parts, attachments, and accessories for scales and balances		3596-3	12/91	101.4	101.4	101.4	0	0
Secondary products and miscellaneous receipts		3596-SM						
Miscellaneous receipts		3596-M	12/80	(³)	99.2	99.2	(³)	0
Secondary products		3596-S	12/80	123.3	(³)	(³)	(³)	(³)
Machinery, except electrical, not elsewhere classified	3599		06/84	132.0	132.0	132.8	.2	.6
Primary products		3599-P	06/84	127.1	127.1	128.0	.9	.7
Miscellaneous machinery products		3599-4	06/84	131.4	131.4	139.0	5.8	5.8
Receipts for machine shop job work		3599-5	06/84	126.9	126.9	127.4	.6	.4
Secondary products and miscellaneous receipts		3599-SM						
Miscellaneous receipts		3599-M	06/84	197.9	197.9	197.9	-5.0	0
Resales		3599-Z89	10/97	114.9	114.9	114.9	-5.0	0
Secondary products		3599-S	06/84	159.3	158.4	158.9	-.2	.3
Electrical and electronic machinery, equipment, and supplies	36		12/84	103.6	102.3	102.2	-2.8	-.1
Electric transmission and distribution equipment	361		12/84	142.1	140.9	141.0	.1	.1
Power, distribution and specialty transformers	3612		06/81	141.3	142.2	142.1	.6	-.1
Primary products		3612-P	06/81	139.5	140.4	140.2	.6	-.1
Fluorescent lamp ballast		3612-3	06/81	130.0	130.0	130.0	2.5	0
Commercial, institutional and industrial general purpose transformers		3612-6	06/81	176.5	175.8	175.9	4.0	.1
Power regulators, boosters, and other transformers and parts for all transformer		3612-7	01/00	101.5	(³)	101.5	0	(³)
Specialty transformers, except fluorescent lamp ballast		3612-8	06/81	87.4	87.2	87.3	.6	.1
Power and distribution transformers, except parts		3612-9	12/99	96.6	97.9	97.7	-.5	-.2
Secondary products and miscellaneous receipts		3612-SM						
Miscellaneous receipts		3612-MM	12/99	(³)	(³)	(³)	(³)	(³)
Switchgear and switchboard apparatus	3613		06/85	152.5	149.9	150.2	-.1	.2
Primary products		3613-P	06/85	153.7	150.8	151.2	-.2	.3
Switchgear, except ducts and control circuit relays		3613-1	06/85	145.5	145.5	145.4	.1	-.1

See footnotes at end of table.

Table 5. Producer price indexes for the net output of selected industries and their products, not seasonally adjusted

—Continued

Industry and product ¹	Industry code	Product code	Index base	Index			Percent change to Oct. 2003 from:	
				June 2003 ²	Sep. 2003 ²	Oct. 2003 ²	Oct. 2002	Sep. 2003
Metal-clad switchgear using power circuit breakers, all voltages, excl. load interrupter		3613-109	06/85	131.4	131.4	(³)	(³)	(³)
Metal-enclosed load interrupter switchgear assemblies, all voltages incl. parts		3613-111	06/85	110.3	109.9	109.9	-1.8	0
Automatic and manual control panels (generators, transformers, etc.)		3613-112	06/85	156.4	156.4	156.4	0	0
Metal-enclosed power circuit breaker switchgear assemblies, 1,000 volts, including parts		3613-113	06/85	117.1	116.6	117.2	-.6	.5
Metal-enclosed bus (sold separately), more than 1,000 volts		3613-117	12/96	104.4	104.4	104.4	0	0
Outdoor power switching equipment, 2,300 v. or more, except fuses		3613-141	06/85	159.7	159.9	159.6	1.0	-.2
Power circuit breakers, all voltages		3613-2	06/85	106.8	105.1	105.1	-2.7	0
Other power cir. breakers sold sep., network protectors and auto cir reclosers, incl. parts		3613-231	06/85	112.9	112.9	(³)	(³)	(³)
Panelboards, distribution boards and other switching and interrupting devices		3613-3	06/85	161.2	160.5	161.7	-.9	.7
Panelboards, including enclosing cabinets, 1,000 volts and below		3613-31	06/85	173.8	(³)	173.8	0	(³)
Circuit breaker type		3613-312	06/85	198.5	(³)	198.5	0	(³)
Distribution switchboards, 1,000 volts and below		3613-32	06/85	137.1	(³)	134.8	-4.1	(³)
Fusible		3613-3215	06/85	139.0	(³)	139.6	.1	(³)
Circuit breaker		3613-3217	06/85	136.0	(³)	132.8	-5.5	(³)
Switches (except snap, toggle and rotary types), 1,000 volts and below		3613-33	06/85	169.2	167.9	172.0	-.9	2.4
Knife switches, enclosed heavy duty		3613-3321	06/85	206.9	200.3	(³)	(³)	(³)
Load center: circuit breaker type		3613-3326	06/85	(³)	168.3	174.3	(³)	3.6
Other low voltage switchgear apparatus		3613-398	06/85	154.5	154.5	154.5	1.0	0
Molded case circuit breakers		3613-5	06/85	156.6	147.2	144.8	-2.6	-1.6
Industrial type, 1,000 v. and below, incl. attachments or accessories		3613-511	06/85	(³)	151.4	148.7	-2.4	-1.8
Residential or light duty type, 1,000 v and below		3613-512	06/85	(³)	140.4	137.6	-4.6	-2.0
Secondary products and miscellaneous receipts		3613-SM						
Secondary products		3613-S	06/85	161.8	161.8	161.5	1.4	-.2
Other secondary products		3613-SSS	06/85	182.6	182.6	(³)	(³)	(³)
Electrical industrial apparatus	362		12/84	140.7	140.8	141.0	.8	.1
Motors and generators	3621		06/83	142.3	142.5	142.2	.4	-.2
Primary products		3621-P	06/83	140.5	140.7	140.4	.6	-.2
Fractional horsepower motors and generators (excluding hermetics)		3621-1	06/83	131.2	131.6	131.0	1.6	-.5
Integral horsepower motors and generators other than for land trans. equipment		3621-2	06/83	149.2	149.2	149.1	-.4	-.1
Land transportation motors, generators, and control equipment, excluding parts		3621-3	06/83	146.3	146.3	146.3	.1	0
Integral motor generator sets and other rotating equipment, including hermetics		3621-8	12/99	95.9	95.9	(³)	(³)	(³)
Parts, supplies for motors, generators, and generator sets		3621-9	12/87	129.5	129.5	129.5	.6	0
Secondary products and miscellaneous receipts		3621-SM						
Miscellaneous receipts		3621-M	12/86	136.0	136.0	136.0	-.2	0
Resales		3621-Z89	12/87	112.2	112.2	112.2	-.3	0
Secondary products		3621-S	06/83	161.6	(³)	161.8	-1.5	(³)
Carbon and graphite products	3624		06/85	109.9	108.6	108.7	-2.2	.1
Primary products		3624-P	06/85	109.9	108.4	108.6	-2.3	.2
Carbon and graphite electrodes		3624-1						
Graphite electrodes		3624-156	06/85	94.4	97.6	97.9	9.5	.3
Carbon and graphite products, excluding electrodes		3624-9	06/85	123.8	118.9	118.9	-8.5	0
Brushes, contacts, and brushplates		3624-91	06/85	132.5	132.5	132.5	-.6	0
All other industrial brushes and contacts		3624-915	06/85	152.0	152.0	152.0	.2	0
Carbon & graphite products except electrodes, brushes, contacts & brushplates		3624-98	06/85	121.5	115.3	115.3	-10.4	0
Products with mechanical application excluding metallic oilless bearings .		3624-983	06/85	147.7	(³)	(³)	(³)	(³)
Carbon & graphite fibers and prod w/other applications incl. chemical, nuclear,		3624-988	12/89	121.3	112.1	112.1	-7.7	0
Secondary products and miscellaneous receipts		3624-SM						
Relays and industrial controls	3625		06/85	152.1	152.2	153.2	2.2	.7
Primary products		3625-P	06/85	150.5	150.7	151.8	2.6	.7
Relays		3625-1	06/90	146.3	146.1	149.2	5.2	2.1
General purpose electromechanical relays		3625-11	06/90	112.6	112.6	(³)	(³)	(³)
Over 100 MW actuating power and sealed		3625-111	06/90	90.0	90.0	(³)	(³)	(³)
0.0 to 10 amps contact rating		3625-11101	06/90	84.1	(³)	(³)	(³)	(³)
Over 10 amps contact rating		3625-11102	06/90	(³)	(³)	(³)	(³)	(³)
Timing relays (timers)		3625-172	06/90	125.1	126.8	126.4	1.6	-.3
Solid-state pure		3625-17202	06/90	133.0	133.0	133.0	0	0
All other timing relays, incl pneumatic, electronic, etc.		3625-17203	06/90	124.7	126.6	126.1	1.8	-.4
Relays for industrial controls, all voltages, n.e.c.		3625-181	06/90	156.7	158.0	162.6	7.3	2.9
All other general purpose relays, n.e.c.		3625-191	05/85	233.3	228.8	228.8	3.9	0
Specific purpose industrial controls		3625-2	06/85	127.9	128.3	128.5	1.7	.2
Definite purpose contactors and starters, 600 volts and less		3625-214	06/85	150.8	(³)	(³)	(³)	(³)
Programmable controllers, sold separately		3625-216	06/85	124.8	(³)	124.8	0	(³)
Other specific, special or definite purpose controls and devices		3625-217	06/85	145.3	146.3	146.8	2.9	.3
General purpose industrial controls		3625-3	06/85	159.2	159.2	160.7	2.7	.9

See footnotes at end of table.

Table 5. Producer price indexes for the net output of selected industries and their products, not seasonally adjusted

—Continued

Industry and product ¹	Industry code	Product code	Index base	Index			Percent change to Oct. 2003 from:	
				June 2003 ²	Sep. 2003 ²	Oct. 2003 ²	Oct. 2002	Sep. 2003
Relays and industrial controls—Continued								
A.C. full voltage starters, 1000 volts or less, excl. adj. speed & sync. motors		3625-311	06/85	209.9	(³)	217.9	8.3	(³)
A.C. contactors, 1000 volts or less, excl. adj. speed & sync. motor controls		3625-312	06/85	191.4	(³)	(³)	(³)	(³)
Synchronous motor starters, 1000 volts or less		3625-314	06/90	(³)	(³)	(³)	(³)	(³)
Limit switches (positioning sensors)		3625-318	06/85	160.3	160.3	160.3	0	0
Electromechanical positioning sensors		3625-31801	06/90	127.9	127.9	127.9	0	0
Controls for packaged adjustable speed drives		3625-324	06/85	109.7	109.7	109.7	0	0
Controls for A.C. standard drives		3625-32411	12/95	(³)	(³)	(³)	(³)	(³)
Controls for D.C. standard drives		3625-32412	12/95	(³)	(³)	(³)	(³)	(³)
All other general industry devices and systems, n.e.c.		3625-329	06/85	142.9	142.9	142.9	.8	0
Motor control accessories and parts for industrial controls		3625-4	06/90	137.5	138.5	139.5	4.2	.7
Motor control and starter accessories, excl. overload relays		3625-411	06/90	149.8	149.8	155.0	7.4	3.5
Parts for industrial controls, excl. relays		3625-412	06/85	167.9	169.9	168.7	2.5	-.7
Secondary products and miscellaneous receipts		3625-SM						
Miscellaneous receipts		3625-M	06/85	212.4	212.4	212.4	0	0
Resales		3625-Z89	06/85	(³)	(³)	(³)	(³)	(³)
Secondary products		3625-S	06/85	128.4	128.5	128.7	.5	.2
Electrical industrial apparatus, n.e.c.	3629		12/85	117.8	117.8	117.8	-1.2	0
Primary products		3629-P	12/85	115.4	115.5	115.5	-1.5	0
Capacitors for industrial use, except electronic		3629-1	12/85	86.4	86.4	86.4	0	0
Rectifying apparatus, except electronic		3629-2	12/85	120.4	120.4	120.4	-.8	0
Semiconductor power conversion apparatus		3629-211	12/85	119.5	119.5	119.5	-1.2	0
Other rectifying (power conversion) apparatus		3629-212	12/85	110.6	110.6	110.6	-.2	0
Other electrical equipment for industrial use, n.e.c.		3629-3	12/85	130.0	130.2	130.1	-2.9	-.1
Secondary products and miscellaneous receipts		3629-SM	12/85	127.6	127.6	127.6	.3	0
Secondary products		3629-S	12/85	128.2	128.2	128.2	.3	0
Household appliances	363		12/84	103.1	102.4	102.8	-1.4	.4
Household cooking equipment and parts	3631		06/81	108.2	107.4	108.0	-2.8	.6
Primary products		3631-P	06/81	102.8	102.0	102.7	-3.1	.7
Electric and microwave household cooking units and parts		3631-1	06/81	92.1	92.5	92.7	-3.9	.2
Gas household units and related parts and accessories		3631-3	06/81	111.1	107.0	109.0	-5.2	1.9
Other household cooking equipment, including outdoor		3631-4	06/81	128.3	128.3	128.3	.3	0
Secondary products and miscellaneous receipts		3631-SM						
Miscellaneous receipts		3631-M	12/02	100.0	100.0	100.0	(³)	0
Secondary products		3631-S	06/81	153.3	153.3	153.3	4.4	0
Household refrigerators and home and farm freezers	3632		12/81	97.2	95.5	96.1	-4.0	.6
Primary products		3632-P	12/81	91.9	90.2	90.8	-4.2	.7
Household refrigerators, including combination refrigerator-freezers		3632-1	12/81	89.3	87.6	88.2	-5.0	.7
Food freezers, complete units, for freezing and/or storing (household type)		3632-2	04/82	116.2	116.0	116.0	4.9	0
Parts and attachments for household refrigerators and freezers		3632-3	11/99	89.9	(³)	89.7	(³)	(³)
Secondary Products and Miscellaneous Receipts		3632-SM						
Miscellaneous Receipts		3632-M	12/02	100.0	(³)	100.0	(³)	(³)
Secondary products		3632-S	12/81	161.4	(³)	161.4	1.1	(³)
Household laundry equipment	3633		12/79	129.1	129.0	129.4	-1.4	.3
Primary products		3633-P	12/79	128.6	128.4	128.8	-1.4	.3
Household laundry equipment and parts		3633-8	12/02	99.5	99.4	99.7	(³)	.3
Electric housewares and fans	3634		12/82	110.1	109.9	109.9	-.5	0
Primary products		3634-P	12/82	109.0	108.8	108.8	-.3	0
Electric fans, except industrial, excluding parts		3634-1	12/82	110.0	109.3	109.3	-.9	0
Small household appliances, excluding parts		3634-6	12/82	105.4	105.4	105.4	0	0
Parts & attach. for household elec. fans & small household elec. appliances ...		3634-9	12/82	137.4	(³)	137.4	0	(³)
Secondary products and miscellaneous receipts		3634-SM						
Miscellaneous receipts		3634-M	01/86	79.1	(³)	(³)	(³)	(³)
Secondary products		3634-S	12/82	147.5	146.5	146.5	-.7	0
Household vacuum cleaners	3635		12/82	106.7	106.4	106.8	-3.6	.4
Primary products		3635-P	12/82	102.9	102.6	102.9	-3.8	.3
Household vacuum cleaners, including parts and attachments		3635-1	12/82	102.9	102.6	102.9	-3.8	.3
Upright and stick vacuum cleaners		3635-133	12/82	88.7	88.1	88.1	-9.4	0
Canister, tank, and all other general purpose vacuum cleaners		3635-137	12/82	107.1	107.1	107.1	1.6	0
All other vacuum cleaner types and parts and attachments		3635-139	12/00	95.6	95.6	97.2	1.7	1.7
Secondary products and miscellaneous receipts		3635-SM						
Miscellaneous receipts		3635-M	12/82	169.9	169.9	169.9	0	0
Household appliances, not elsewhere classified	3639		12/82	144.6	143.5	144.5	3.5	.7
Primary products		3639-P	12/82	133.5	133.8	133.8	3.6	0
Electric water heaters		3639-1	12/82	153.7	153.7	153.7	9.1	0
Non-electric water heaters		3639-2	12/82	176.0	175.9	175.9	11.4	0
Household appliances, n.e.c., and parts for household appliances, n.e.c.		3639-5	12/82	102.7	103.3	103.4	-2.3	.1
Secondary products and miscellaneous receipts		3639-SM						

See footnotes at end of table.

Table 5. Producer price indexes for the net output of selected industries and their products, not seasonally adjusted

—Continued

Industry and product ¹	Industry code	Product code	Index base	Index			Percent change to Oct. 2003 from:	
				June 2003 ²	Sep. 2003 ²	Oct. 2003 ²	Oct. 2002	Sep. 2003
Electric lighting and wiring equipment	364		12/84	128.1	128.3	128.3	0.5	0.0
Electric lamp bulbs and tubes	3641		12/83	110.3	109.9	110.1	1.3	.2
Primary products		3641-P	12/83	109.4	108.9	109.1	1.3	.2
Large incandescent lamps, except photographic and Christmas tree		3641-2	12/83	116.0	117.1	117.3	1.5	.2
General lighting		3641-21	12/83	105.0	104.1	(³)	(³)	(³)
White lamps, 15-150 watts, 100-130 volts		3641-211	12/83	106.9	106.0	(³)	(³)	(³)
All other large incandescent lamps (special purpose) including traffic and street lighting		3641-28	07/85	156.5	156.5	(³)	(³)	(³)
Miniature incandescent lamps, except Christmas tree		3641-3	12/83	117.2	115.0	114.8	.2	-.2
Electric discharge lamps, except Christmas tree		3641-4	12/83	98.5	97.4	97.8	2.3	.4
Fluorescent, hot cathode		3641-42	12/83	89.4	89.4	88.9	1.4	-.6
Slimline, single pin base, including rapid start		3641-421	12/83	89.6	91.3	89.7	5.2	-1.8
Other fluorescent hot cathode lamps, below 40 watts		3641-424	12/91	109.7	105.3	100.8	-11.1	-4.3
Other fluorescent hot cathode lamps, 40 watts and over, including preheat-rapid start		3641-425	12/83	74.2	75.2	76.4	6.7	1.6
Miscellaneous electrical discharge		3641-43	12/83	125.4	118.9	123.9	6.0	4.2
General lighting high intensity lamps		3641-432	12/91	86.6	86.7	86.4	-1.0	-.3
Secondary products and miscellaneous receipts		3641-SM						
Current-carrying wiring devices	3643		12/81	141.0	141.1	141.4	-.7	.2
Primary products		3643-P	12/81	139.6	139.4	139.6	-1.1	.1
Convenience and power outlets (excluding pin and sleeve)		3643-2	12/81	83.6	(³)	85.9	-1.4	(³)
Switches for electrical circuitry		3643-3	12/99	95.7	95.7	95.7	.3	0
Wire connectors for electrical circuitry		3643-5	12/81	137.9	137.5	137.5	-3.1	0
Current-carrying wiring devices, n.e.c.		3643-6	12/99	98.8	98.4	98.6	-.3	.2
Lampholders		3643-7	12/81	152.2	152.5	152.5	0	0
Secondary products and miscellaneous receipts		3643-SM						
Miscellaneous receipts		3643-M	12/93	91.3	91.3	91.3	1.7	0
Secondary products		3643-S	12/81	152.1	153.7	154.8	.5	.7
Noncurrent-carrying wiring devices	3644		12/81	183.1	185.6	185.6	.3	0
Primary products		3644-P	12/81	175.9	178.8	178.9	.1	.1
Electrical transmission line and utility pole hardware		3644-1	12/81	164.9	164.5	164.7	-.3	.1
Pole and transmission line construction materials, commercially available ..		3644-112	12/81	160.3	159.9	160.1	-.4	.1
Pole and transmission line anchors		3644-113	12/93	92.8	(³)	94.1	4.2	(³)
Electrical conduit and conduit fittings		3644-2	12/81	156.7	162.8	162.8	-1.0	0
Electrical conduit, raceways, and wireways		3644-21	12/86	104.2	111.5	111.5	-2.3	0
Flexible nonmetallic conduit, including plastics and liquid-tight		3644-217	12/86	137.8	137.8	137.8	0	0
Electrical conduit fittings		3644-28	12/86	184.2	184.2	184.2	.8	0
All other rigid metal conduit fittings, including couplings, nipples, bends, and elbows		3644-282	12/81	227.6	227.6	227.6	1.7	0
All other rigid metal conduit fittings		3644-28259	12/93	140.3	140.3	140.3	0	0
Cable, cord, and flexible conduit fittings		3644-286	04/82	221.1	221.1	221.1	0	0
Armored cable, metallic sheathed cable, and flexible conduit fittings		3644-28611	04/82	206.7	206.7	206.7	0	0
All other noncurrent-carrying wiring devices		3644-3	12/81	220.2	219.6	219.6	1.8	0
Stamped metal boxes, covers, and accessories, including stamped conduit boxes		3644-33	12/81	211.6	211.6	211.6	1.9	0
Stamped metal switch and receptacle boxes		3644-331	12/81	199.8	199.8	199.8	.4	0
Cast metal boxes, covers, gaskets, and accessories		3644-34	12/81	245.6	240.1	240.1	.5	0
Outlet type		3644-342	12/93	135.5	135.5	(³)	(³)	(³)
All other noncurrent-carrying wiring devices		3644-37	12/81	228.1	228.0	228.2	2.2	.1
All other noncurrent-carrying wiring devices, n.e.c.		3644-379	12/93	140.1	140.0	140.2	2.3	.1
Secondary products and miscellaneous receipts		3644-SM						
Secondary products		3644-S	12/81	217.8	217.8	217.8	2.4	0
Current-carrying wiring devices		3643-S	12/81	243.6	243.6	243.6	4.2	0
Other secondary products		3644-SSS	12/81	209.6	209.6	209.6	1.6	0
Residential lighting fixtures	3645		12/83	142.0	142.4	142.1	.1	-.2
Primary products		3645-P	12/83	140.6	141.0	140.7	0	-.2
Electric residential fixtures, except portable including parts		3645-1	12/83	137.7	138.1	138.0	.7	-.1
Portable electric residential lighting fixtures (incl. parts and accessories)		3645-7	12/83	143.8	144.4	143.8	-.8	-.4
Secondary products and miscellaneous receipts		3645-SM						
Miscellaneous receipts		3645-M	03/99	99.4	99.4	99.4	.6	0
Resales		3645-Z89	03/99	99.4	99.4	99.4	.6	0
Secondary products		3645-S	12/83	178.0	178.0	178.0	0	0
Secondary products		3645-SSS	06/98	100.4	100.4	100.4	0	0
Commercial lighting fixtures	3646		06/81	152.9	152.4	151.7	1.9	-.5
Primary products		3646-P	06/81	151.9	151.2	150.3	2.0	-.6
Electric lighting fixtures, commercial and institutional types		3646-2	06/81	150.0	149.1	148.1	1.5	-.7
Incandescent fixtures		3646-201	06/81	166.4	166.6	166.6	3.3	0
Other incandescent fixtures, including portable		3646-20119	06/81	118.9	119.1	119.1	3.3	0
Mercury and other high-intensity discharge fixtures		3646-202	06/81	171.2	171.2	170.3	.9	-.5
Fluorescent fixtures, except portable		3646-203	06/81	142.9	141.8	140.6	1.1	-.8
Recessed air handling		3646-20351	06/81	143.6	(³)	136.0	-2.2	(³)
Recessed non-air handling		3646-20353	06/81	124.0	121.8	120.6	.8	-1.0

See footnotes at end of table.

Table 5. Producer price indexes for the net output of selected industries and their products, not seasonally adjusted
—Continued

Industry and product ¹	Industry code	Product code	Index base	Index			Percent change to Oct. 2003 from:	
				June 2003 ²	Sep. 2003 ²	Oct. 2003 ²	Oct. 2002	Sep. 2003
Commercial lighting fixtures—Continued								
Striplights		3646-20354	06/81	128.9	128.8	128.7	-3.2	-0.1
Surface or pendant		3646-20358	06/81	187.7	187.7	187.7	.8	0
All other fluorescent fixtures		3646-20363	03/87	149.3	(³)	(³)	(³)	(³)
Component or renewal parts for commercial or institutional fixtures, sold separately		3646-204	06/81	145.9	144.3	(³)	(³)	(³)
Electric lighting fixtures, industrial types		3646-3	06/81	152.3	152.3	152.3	4.8	0
General fixtures, except portable		3646-305	06/81	146.7	146.7	146.7	4.6	0
Fluorescent fixtures		3646-30513	06/81	146.8	146.8	146.8	3.9	0
Secondary products and miscellaneous receipts		3646-SM						
Secondary products		3646-S	06/81	176.1	176.8	176.8	2.1	0
Vehicular lighting equipment	3647		12/83	122.1	122.0	122.2	-.2	.2
Primary products		3647-P	12/83	107.7	107.6	107.8	-.4	.2
Vehicular lighting equipment (excluding bulbs) for all uses		3647-1	12/83	107.7	107.6	107.8	-.4	.2
Motor vehicle lighting equipment		3647-11	12/83	99.6	99.8	99.8	-.7	0
Other than motor vehicle lighting equipment including fluorescent fixtures ..		3647-12	12/83	171.7	169.5	171.7	.8	1.3
Component and renewal parts for vehicular lighting equipment		3647-13	06/93	95.4	95.4	95.4	.5	0
Secondary products and miscellaneous receipts		3647-SM						
Miscellaneous receipts		3647-M	12/83	96.9	96.3	96.9	.6	.6
Secondary products		3647-S	12/83	158.7	158.7	158.7	-.1	0
Lighting equipment, n.e.c.	3648		06/85	118.2	118.5	118.5	1.2	0
Primary products		3648-P	06/85	117.0	117.4	117.4	.9	0
Outdoor lighting equipment (including parts and accessories)		3648-5	06/85	127.1	127.1	127.1	.9	0
Electric and nonelectric lighting equipment, n.e.c., including hand portable		3648-9	06/85	100.4	101.3	101.3	1.1	0
Secondary products and miscellaneous receipts		3648-SM						
Miscellaneous receipts		3648-M	05/89	111.5	111.5	111.5	7.2	0
Secondary products		3648-S	06/85	125.0	125.0	125.0	.7	0
Radio and television receiving equipment, except communication types	365		12/84	80.7	79.6	80.3	-2.3	.9
Household audio & video equipment	3651		03/80	72.7	72.1	72.3	-1.8	.3
Primary products		3651-P	03/80	69.4	68.7	69.1	-1.8	.6
Television receivers, including combination models		3651-2	03/80	55.9	54.9	54.8	-4.0	-.2
Console and console TV receiver, color		3651-204	07/97	96.7	(³)	95.6	-1.5	(³)
Table and portable		3651-21	03/80	49.4	48.3	48.1	-5.1	-.4
Color TV over 17 inch		3651-216	03/80	47.9	46.9	46.6	-5.5	-.6
Projection televisions		3651-222	12/92	63.9	63.0	63.0	-3.8	0
High fidelity equipment and components		3651-4	03/80	134.6	134.6	134.6	.2	0
Consumer high fidelity components		3651-4B	03/80	122.1	122.1	122.1	.1	0
Power amplifiers		3651-426	12/92	108.4	108.4	(³)	(³)	(³)
Other consumer high fidelity components		3651-427	12/92	123.0	123.0	123.2	.3	.2
Consumer audio/video recorders and players		3651-428	12/92	103.7	(³)	103.7	.5	(³)
Other consumer audio/visual recorders & players		3651-42204	12/92	99.3	(³)	99.3	.5	(³)
Other equipment and accessories, including speakers		3651-5	03/80	130.3	130.2	132.2	.6	1.5
Loudspeaker systems		3651-5A	03/80	121.8	121.7	121.8	-2.8	.1
Bookshelf type		3651-556	03/80	115.2	(³)	(³)	(³)	(³)
Floor standing		3651-557	03/80	126.8	126.6	126.8	-6.2	.2
Other loudspeaker systems		3651-568	03/80	116.5	116.5	116.5	0	0
Loudspeakers sold separately		3651-554	03/80	125.3	125.4	130.0	4.1	3.7
Microphones		3651-555	03/80	197.3	(³)	(³)	(³)	(³)
Other equipment & accessories		3651-599	12/92	108.2	(³)	108.4	.2	(³)
Secondary products and miscellaneous receipts		3651-SM						
Miscellaneous receipts		3651-M	12/86	(³)	(³)	(³)	(³)	(³)
Resales		3651-Z89	12/86	(³)	(³)	(³)	(³)	(³)
Secondary products		3651-S	03/80	138.3	(³)	138.3	-.6	(³)
Other secondary products		3651-SSS	12/92	81.0	(³)	81.0	0	(³)
Phonograph records and prerecorded audio tapes and disks	3652		12/84	88.1	85.2	87.9	-4.5	3.2
Primary products		3652-P	12/84	87.0	83.8	86.8	-4.5	3.6
Phonograph records, compact audio discs, and other audio-encoded disk recordings		3652-1	12/84	100.8	98.1	101.7	-2.6	3.7
45 RPM phonograph records, except monaural and 12 inch diameter		3652-12	06/92	(³)	(³)	(³)	(³)	(³)
Released for wholesale, retail and/or direct distribution		3652-122	12/84	(³)	(³)	(³)	(³)	(³)
33 1/3 RPM phonograph records, except monaural and non-vinyl		3652-13	06/92	102.4	100.5	98.9	-3.1	-1.6
Released for wholesale, retail and/or direct distribution		3652-131	12/84	(³)	(³)	(³)	(³)	(³)
Compact audio discs (CD's)		3652-15	06/92	92.7	90.1	93.6	-2.7	3.9
Released for wholesale, retail and/or direct distribution		3652-151	06/92	106.5	103.4	107.6	-2.5	4.1
Compact disc singles		3652-15101	06/92	64.0	(³)	63.6	-3.5	(³)
Compact disc albums		3652-15102	06/92	106.5	103.3	(³)	(³)	(³)
Manufactured on a fee or contract basis		3652-152	06/92	43.8	43.8	41.8	-8.5	-4.6
Other disk records, including laquers and other intermediates		3652-162	12/84	115.8	114.7	117.1	6.6	2.1
Prerecorded audio cassettes and tapes		3652-2	12/84	75.2	69.3	71.2	-13.6	2.7
Cassettes released for wholesale, retail and/or direct distribution, except DAT		3652-284	12/84	73.8	67.9	69.8	-13.8	2.8
Cassette singles		3652-28401	06/92	(³)	(³)	(³)	(³)	(³)

See footnotes at end of table.

Table 5. Producer price indexes for the net output of selected industries and their products, not seasonally adjusted
—Continued

Industry and product ¹	Industry code	Product code	Index base	Index			Percent change to Oct. 2003 from:	
				June 2003 ²	Sep. 2003 ²	Oct. 2003 ²	Oct. 2002	Sep. 2003
Phonograph records and prerecorded audio tapes and disks—Continued								
Cassette albums		3652-28402	06/92	72.8	67.0	68.3	-14.4	1.9
Manufactured on a fee or contract basis		3652-288	12/84	78.0	78.0	78.0	0	0
Secondary products and miscellaneous receipts		3652-SM						
Miscellaneous receipts		3652-M	12/84	86.8	(³)	86.8	(³)	(³)
Contract work and other miscellaneous receipts		3652-XY9	12/84	76.3	(³)	76.3	(³)	(³)
Communication equipment	366		12/85	102.1	101.0	101.2	-2.3	.2
Telephone & telegraph apparatus	3661		12/85	101.2	100.5	101.1	-1.7	.6
Primary products		3661-P	12/85	101.0	100.2	101.1	-1.7	.9
Telephone switching and switchboard equipment		3661-1	12/85	110.5	110.5	110.5	-1.8	0
Carrier line equipment and external modems, except consumer		3661-3	12/00	94.0	94.2	94.3	-1.4	.1
Other telephone and telegraph (wire) apparatus		3661-4	12/00	78.5	77.1	78.6	-1.6	1.9
Secondary products and miscellaneous receipts		3661-SM						
Miscellaneous receipts		3661-M	12/85	123.3	(³)	(³)	(³)	(³)
Secondary products		3661-S	12/85	71.7	71.7	62.7	-12.6	-12.6
Radio and television broadcasting and communications equipment	3663		12/91	95.5	94.2	93.8	-3.3	-.4
Primary products		3663-P	12/91	94.6	93.0	92.5	-3.9	-.5
Communications systems and equipment except broadcast		3663-1	12/85	100.5	98.8	98.2	-4.3	-.6
Radio station type, other than cellular		3663-115	12/01	100.5	99.6	99.0	-.7	-.6
Cellular system equipment		3663-134	12/01	82.4	78.9	77.9	-11.3	-1.3
Other communications systems and equipment		3663-179	12/85	115.9	115.7	115.7	-.5	0
Broadcast, studio, and related electronic equipment		3663-2	12/85	108.3	106.9	106.9	-1.3	0
Secondary products and miscellaneous receipts		3663-SM						
Miscellaneous receipts		3663-M	12/91	122.1	122.1	122.1	3.6	0
Secondary products		3663-S	12/91	86.1	86.1	86.1	-5.9	0
Communications equipment, n.e.c.	3669		12/91	107.0	106.8	107.2	.7	.4
Primary products		3669-P	12/91	111.8	111.6	112.1	.9	.4
Alarm systems, including electric sirens and horns		3669-1	12/85	110.8	110.8	110.8	.5	0
Vehicular and pedestrian traffic control equip. incl. railway signals & attach		3669-2	12/85	110.7	110.1	111.7	2.2	1.5
Intercommunication systems, incl inductive paging systems		3669-3	12/85	159.9	159.9	159.4	-1.8	-.3
Secondary products and miscellaneous receipts		3669-SM						
Miscellaneous receipts		3669-M	11/95	50.7	(³)	50.7	2.2	(³)
Secondary products		3669-S	12/91	121.1	(³)	121.1	-4.4	(³)
Electronic components and accessories	367		12/84	82.1	79.9	79.1	-6.2	-1.0
Electron tubes, all types	3671		12/85	103.8	100.0	99.1	-5.2	-.9
Primary products		3671-P	12/85	98.4	94.5	93.6	-6.0	-1.0
Cathode ray television picture tubes		3671-2	09/96	71.9	67.9	68.0	-7.4	.1
Color television tubes, 25 in. and under, new and rebuilt		3671-211	09/96	72.0	67.9	67.8	-8.3	-.1
All other CRT's incl. color television tubes 26 in. and greater, new and rebuilt		3671-212	09/96	71.9	68.1	68.3	-6.4	.3
Transmitting, power and special purpose tubes		3671-3	12/85	153.6	153.6	147.2	-3.2	-4.2
Power and special purpose tubes		3671-301	12/85	171.5	171.5	(³)	(³)	(³)
Forward and backward wave tubes		3671-30151	06/90	132.8	(³)	(³)	(³)	(³)
Light sensing tubes		3671-302	06/96	127.4	(³)	(³)	(³)	(³)
Photomultipliers and other light sensing devices		3671-30276	06/96	99.7	(³)	(³)	(³)	(³)
Light emitting devices		3671-303	12/85	(³)	(³)	(³)	(³)	(³)
Industrial and military cathode ray tubes		3671-30385	12/85	(³)	(³)	(³)	(³)	(³)
Tube parts except glass blanks		3671-5	06/96	105.0	105.0	105.0	0	0
Secondary products and miscellaneous receipts		3671-SM						
Printed circuit boards	3672		06/91	89.3	89.3	89.3	-1.0	0
Primary products		3672-P	06/91	88.9	88.9	88.9	-1.0	0
Secondary products and miscellaneous receipts		3672-SM						
Semiconductors and related devices	3674		12/98	78.6	74.6	73.3	-12.0	-1.7
Primary products		3674-P	12/98	79.9	75.6	74.2	-12.7	-1.9
Integrated circuits		3674-1	12/98	75.3	69.5	67.8	-16.2	-2.4
Digital monolithic integrated circuits		3674-1A	12/98	63.5	64.4	64.1	-.9	-.5
MOS memory devices		3674-1A1	12/98	53.6	55.3	55.0	1.3	-.5
DRAM (dynamic random access memory)		3674-1A101	12/98	36.3	38.2	38.4	18.5	.5
Other MOS memory devices		3674-1A109	12/98	58.4	59.7	58.9	-6.8	-1.3
Other digital MOS integrated circuits		3674-1A2	12/98	64.1	64.0	64.0	-2.4	0
Microprocessors		3674-1A201	12/00	20.0	17.9	17.3	-53.7	-3.4
All other digital MOS integrated circuits		3674-1A209	12/98	79.5	79.4	79.4	-1.2	0
Other digital integrated circuits, including bipolar and nonsilicon		3674-1A9	12/98	(³)	(³)	(³)	(³)	(³)
Hybrid integrated circuits		3674-1C	06/81	91.5	91.5	95.4	4.3	4.3
Non-digital monolithic integrated circuits (e.g., linear, analog)		3674-1D	06/81	73.9	62.0	58.6	-29.7	-5.5
Transistors		3674-2	06/81	67.8	67.8	67.8	-2.6	0
Diodes and rectifiers (other than LEDs)		3674-3	06/81	114.5	114.5	114.5	-1.0	0
Other semiconductor devices and parts		3674-9	06/81	80.6	80.7	80.2	-4.6	-.6
Other finished semiconductor devices		3674-901	12/96	98.8	102.6	100.6	-.1	-1.9

See footnotes at end of table.

Table 5. Producer price indexes for the net output of selected industries and their products, not seasonally adjusted

—Continued

Industry and product ¹	Industry code	Product code	Index base	Index			Percent change to Oct. 2003 from:	
				June 2003 ²	Sep. 2003 ²	Oct. 2003 ²	Oct. 2002	Sep. 2003
Semiconductors and related devices—Continued								
Dice and wafers		3674-902	06/81	58.0	56.9	56.7	-9.3	-0.4
Parts and other semifinished devices		3674-909	06/81	117.8	117.8	117.8	-1.0	0
Secondary products and miscellaneous receipts		3674-SM						
Secondary products		3674-S	06/81	116.0	(³)	(³)	(³)	(³)
Other secondary products		3674-SSS	06/81	(³)	(³)	(³)	(³)	(³)
Electronic components, n.e.c.		3679-S	06/81	(³)	(³)	(³)	(³)	(³)
Capacitors for electronic circuitry	3675		06/81	121.7	118.5	117.6	-12.8	-8
Primary products		3675-P	06/81	123.9	119.9	118.7	-15.3	-1.0
Capacitors for electronic circuitry		3675-11	06/81	123.9	119.9	118.7	-15.3	-1.0
Secondary products and miscellaneous receipts		3675-SM						
Miscellaneous receipts		3675-M	12/92	110.1	(³)	110.1	(³)	(³)
Secondary products		3675-S	06/81	108.6	111.3	111.3	2.0	0
Electronic resistors	3676		12/80	176.0	173.6	172.7	-5.1	-5
Primary products		3676-P	12/80	193.5	193.8	193.3	-6	-3
Fixed, surface mounted, excluding carbon types		3676-11	12/96	88.1	87.8	85.4	-4.6	-2.7
Fixed, having two leads, excluding carbon types		3676-12	12/92	115.7	115.3	114.5	-1.5	-7
Resistor networks, having more than two leads		3676-13	12/80	74.6	74.6	74.6	0	0
Nonlinear resistors, including thermistors and varistors		3676-15	12/92	98.4	(³)	98.1	-2.6	(³)
Resistor parts and other resistors, incl fixed carbon and wirewound variable ...		3676-19	12/96	129.8	131.3	131.6	1.0	.2
Secondary products and miscellaneous receipts		3676-SM						
Electronic coils, transformers, and other inductors	3677		06/82	130.1	128.5	129.4	-1.1	.7
Primary products		3677-P	06/82	128.7	126.9	126.7	-2.9	-2
Secondary products and miscellaneous receipts		3677-SM						
Secondary products		3677-S	06/82	122.6	(³)	122.6	2.5	(³)
Electronic connector manufacturing	3678		12/80	160.5	161.3	161.0	.4	-2
Primary products		3678-P	12/80	157.5	158.4	158.1	.4	-2
Coaxial (RF) connectors		3678-1	12/80	(³)	242.1	238.3	(³)	-1.6
Cylindrical connectors		3678-2	12/80	184.7	184.7	(³)	(³)	(³)
Rack and panel connectors (rectangular)		3678-3	12/80	127.9	132.7	132.7	4.1	0
Printed circuit connectors		3678-4	12/80	116.1	116.7	116.7	-4	0
Other connectors, including parts		3678-5	12/80	158.2	158.3	158.3	.7	0
Miscellaneous receipts		3678-M	02/00	(³)	99.3	99.3	(³)	0
Miscellaneous receipts		3678-MM	06/03	100.0	99.3	99.3	(³)	0
Secondary products		3678-S	05/99	(³)	(³)	108.2	0	(³)
Secondary Products		3678-SS	06/03	100.0	(³)	100.0	(³)	(³)
Electronic components, n.e.c.	3679		06/82	111.6	111.7	111.6	2.2	-1
Primary products		3679-P	06/82	112.9	113.0	112.8	2.2	-2
Crystals, filters, piezoelectric, and related devices, except microwave filters ...		3679-A	06/82	109.6	109.6	109.6	-9	0
Microwave components and devices, except antennae, tubes, and semiconductors		3679-B	06/82	(³)	(³)	(³)	(³)	(³)
Switches, mechanical, for electronic circuitry		3679-D	06/82	165.0	164.6	164.9	1.7	.2
Printed circuit assemblies (loaded boards, subassemblies, & modules)		3679-E	06/82	111.5	111.4	111.4	3.6	0
Computer and peripheral printed circuit assemblies		3679-E01	06/00	81.8	81.3	81.3	2.0	0
Communications printed circuit assemblies		3679-E02	06/00	96.9	96.9	96.9	2.0	0
Other printed circuit assemblies		3679-E03	06/00	102.5	103.0	103.0	5.9	0
Other electronic components, n.e.c.		3679-F	06/94	97.7	98.1	97.5	-5	-6
Secondary products and miscellaneous receipts		3679-SM						
Miscellaneous receipts		3679-M	06/82	(³)	(³)	(³)	(³)	(³)
Resales		3679-Z89	12/86	(³)	(³)	(³)	(³)	(³)
Secondary products		3679-S	06/82	108.6	108.6	108.6	2.4	0
Miscellaneous electrical machinery, equipment, and supplies	369		12/84	111.9	111.9	112.7	-4	.7
Storage Batteries	3691		12/84	116.7	116.6	117.1	-1.3	.4
Primary products		3691-P	12/84	115.1	115.2	115.7	-1.2	.4
Lead acid type, BCI dimensional size group 8D or smaller		3691-3	12/84	111.2	111.3	111.4	.1	.1
Lead acid type, larger than BCI dimensional size group 8D		3691-4	12/84	128.6	128.6	130.6	-4.3	1.6
Storage batteries, except lead acid, including parts for all storage batteries ...		3691-5	02/85	138.6	138.6	138.6	-8	0
Secondary and miscellaneous receipts		3691-SM						
Primary batteries, dry and wet	3692		12/80	163.6	165.9	164.1	-8.5	-1.1
Primary products		3692-P	12/80	167.4	169.9	168.1	-8.5	-1.1
All primary batteries, dry and wet		3692-9	06/03	100.0	101.5	100.5	(³)	-1.0
Secondary products and miscellaneous receipts		3692-SM						
Miscellaneous receipts		3692-M	11/93	(³)	(³)	112.3	(³)	(³)
Secondary products		3692-S	12/80	(³)	241.7	236.0	(³)	-2.4
Electrical equipment for internal combustion engines	3694		12/82	127.6	127.5	129.5	1.1	1.6
Primary products		3694-P	12/82	124.2	124.2	124.0	-6	-2
Ignition harness and cable sets		3694-1	12/82	134.1	134.1	134.1	1.5	0
Battery charging alternators, generators, and regulators		3694-2	12/82	126.5	126.8	126.7	-1.8	-1

See footnotes at end of table.

Table 5. Producer price indexes for the net output of selected industries and their products, not seasonally adjusted

—Continued

Industry and product ¹	Industry code	Product code	Index base	Index			Percent change to Oct. 2003 from:	
				June 2003 ²	Sep. 2003 ²	Oct. 2003 ²	Oct. 2002	Sep. 2003
Electrical equipment for internal combustion engines—Continued								
Starting motors (engine cranking)		3694-3	12/82	115.4	116.0	115.9	-0.8	-0.1
Spark plugs		3694-4	12/82	119.7	119.7	119.7	0	0
Complete electrical &/or electronic equip for internal combustion engine, n.e.c.		3694-5	12/82	113.9	113.9	113.9	.2	0
Parts for engine electrical and/or electronic equipment		3694-6	12/82	153.6	151.8	148.8	-3.9	-2.0
Secondary products and miscellaneous receipts		3694-SM						
Secondary products		3694-S	12/82	123.2	121.0	121.0	-2.2	0
Magnetic and optical recording media	3695		06/91	72.4	72.0	72.0	-1.5	0
Primary products		3695-P	06/91	72.8	72.4	72.4	-1.5	0
Optical disks, blank		3695-4						
Electronic and electrical equipment and supplies, n.e.c.	3699		12/85	120.4	120.3	120.4	1.2	.1
Primary products		3699-P	12/85	121.0	121.0	121.1	.5	.1
Electrical products, n.e.c. (excluding garage door openers)		3699-A	12/00	95.1	95.1	95.1	.4	0
Electronic teaching, training, & simulation machines and aids, incl. kits		3699-1	12/91	107.7	107.7	107.7	1.7	0
Laser systems and equipment, except communication, medical & surveying types		3699-2	12/85	99.9	99.9	99.9	0	0
Ultrasonic equipment (except medical and dental)		3699-5	12/91	131.3	(³)	133.6	1.9	(³)
Appliance wire and flexible cord sets		3699-6	12/85	144.9	144.3	144.5	-.8	.1
Electronic sys. & equip., n.e.c. (incl auto, garage door opener & amplifier)		3699-9	12/00	101.4	101.4	101.2	-.2	-.2
Secondary products and miscellaneous receipts		3699-SM						
Miscellaneous receipts		3699-M	01/86	85.8	85.8	86.1	10.7	.3
Resales		3699-Z89	01/86	94.9	94.9	95.3	.6	.4
Secondary products		3699-S	12/85	133.2	133.2	133.2	0	0
Transportation equipment	37		12/84	136.8	136.5	141.4	1.4	3.6
Motor vehicles and motor vehicle equipment	371		12/84	124.6	123.6	130.1	.5	5.3
Motor vehicles and passenger car bodies	3711		06/82	132.0	130.4	140.2	.9	7.5
Primary products		3711-P	06/82	131.3	129.7	139.4	.8	7.5
Passenger cars and chassis		3711-1	06/82	127.1	124.9	133.5	-.4	6.9
Passenger cars		3711-111	06/82	127.1	124.9	133.5	-.4	6.9
Buses and fire department vehicles		3711-3	06/82	163.8	163.8	(³)	(³)	(³)
Trucks, truck tractors and truck chassis: 10,000 lbs. and less		3711-6	06/82	142.9	141.8	155.3	1.6	9.5
Trucks, truck tractors and truck chassis: 19,501 to 33,000 lbs		3711-8	12/99	107.4	107.4	108.2	3.1	.7
19,501 to 26,000 lbs		3711-811	06/87	156.0	(³)	156.9	3.2	(³)
26,001 to 33,000 lbs		3711-812	09/93	110.3	(³)	(³)	(³)	(³)
Trucks, truck tractors and truck chassis: 33,001 lbs. or more		3711-9	06/87	141.2	139.2	139.7	-.3	.4
Secondary products and miscellaneous receipts		3711-SM						
Truck and bus bodies	3713		12/82	167.1	167.6	168.0	.8	.2
Primary products		3713-P	12/82	167.6	168.1	168.6	1.0	.3
Truck, bus, and other vehicle bodies (sold separately)		3713-1	12/82	166.1	166.8	169.7	2.3	1.7
Dump truck bodies		3713-133	12/82	158.0	158.0	158.0	0	0
Refuse and garbage (packer type)		3713-139	12/82	191.1	191.1	191.1	.4	0
Van bodies		3713-147	12/00	102.6	104.9	104.9	2.2	0
Other vehicle bodies		3713-159	12/00	104.5	104.6	107.2	2.7	2.5
Complete vehicles produced on purchased chassis		3713-2	12/82	175.0	175.2	172.4	-.9	-1.6
Emergency vehicles		3713-2A	12/82	200.1	200.8	200.2	.8	-.3
Other complete vehicles		3713-2D	12/00	102.0	102.0	99.5	-1.9	-2.5
Secondary products and miscellaneous receipts		3713-SM						
Miscellaneous receipts		3713-M	12/82	178.9	178.9	178.9	1.5	0
Secondary products		3713-S	12/82	145.2	145.2	145.2	-.8	0
Motor vehicle parts and accessories	3714		12/82	110.2	110.2	110.1	-.4	-.1
Primary products		3714-P	12/82	108.6	108.6	108.5	-.3	-.1
Rebuilt parts		3714-A	12/82	136.7	137.1	137.0	.2	-.1
Gasoline engines and gasoline engine parts, new		3714-2	12/88	95.2	95.3	95.1	-1.8	-.2
Gasoline engines, new		3714-201	04/83	105.6	(³)	(³)	(³)	(³)
Radiators, complete or parts, including thermostats		3714-261	12/99	96.4	96.5	94.5	-1.5	-2.1
All other parts and accessories for gasoline engines, new		3714-299	12/99	97.7	97.5	97.6	-.2	.1
Filters, new		3714-4	12/82	116.9	(³)	119.1	2.1	(³)
Exhaust system parts, new		3714-5	12/88	115.9	115.9	115.9	0	0
Catalytic converters		3714-503	12/88	101.2	101.2	(³)	(³)	(³)
Mufflers and pipes		3714-504	12/99	92.9	92.9	92.9	-.4	0
Drive train components, new, except wheels and brakes		3714-6	12/88	103.7	103.7	103.7	.9	0
Transmissions and transmission parts, except auxiliary		3714-61	12/82	109.2	109.2	109.2	1.5	0
Transmission parts		3714-613	12/88	97.7	97.3	97.3	-1.5	0
Complete transmissions		3714-614	12/99	97.4	97.5	97.5	2.0	0
Axles and axle parts		3714-635	12/88	100.9	100.9	100.9	0	0
Other drivetrain components		3714-699	12/99	100.7	100.7	100.7	.9	0
Motor vehicle wheels, new		3714-7	12/88	112.0	112.1	111.7	-.4	-.4
Brake parts and assemblies, new		3714-8	12/88	106.0	106.3	106.0	-.6	-.3
Drum brake assemblies and parts, including shoes		3714-82	12/99	98.8	(³)	98.8	-.5	(³)

See footnotes at end of table.

Table 5. Producer price indexes for the net output of selected industries and their products, not seasonally adjusted
—Continued

Industry and product ¹	Industry code	Product code	Index base	Index			Percent change to Oct. 2003 from:	
				June 2003 ²	Sep. 2003 ²	Oct. 2003 ²	Oct. 2002	Sep. 2003
Motor vehicle parts and accessories—Continued								
Disc brake assemblies and parts, including linings		3714-83	12/99	97.5	97.6	97.6	0.1	0.0
Other brake parts, including cylinders, actuation units, & valves		3714-84	12/99	97.6	97.8	97.4	-1.0	-.4
All other motor vehicle parts and accessories, new		3714-9	12/88	100.5	100.3	100.2	-.4	-.1
Bumper assemblies, bumpers, and parts		3714-901	12/88	90.8	89.7	89.7	-1.3	0
Steering and suspension equipment		3714-92	12/99	99.9	99.8	99.9	.1	.1
Steering wheels, columns, & gearboxes		3714-921	12/94	93.8	94.1	93.6	-1.1	-.5
Shock absorbers		3714-925	12/88	109.9	(³)	109.6	2.0	(³)
Steering idler arms, drag links, and control arms		3714-927	12/82	131.6	(³)	131.6	.8	(³)
Other steering and suspension equipment, including ball joints and tie rod ends		3714-929	12/99	98.6	98.5	98.8	0	.3
Airbag assemblies and parts		3714-931	12/99	93.0	92.2	92.3	-1.2	.1
All other parts and accessories		3714-999	12/99	97.2	97.2	96.9	-.3	-.3
Secondary products and miscellaneous		3714-SM						
Miscellaneous receipts		3714-MMM	12/99	105.5	103.9	103.9	-2.9	0
Secondary products		3714-SSS	12/82	125.5	125.7	125.7	-.5	0
Truck trailers	3715		12/79	157.2	157.1	157.2	1.0	.1
Primary products		3715-P	12/79	155.8	155.7	155.8	1.0	.1
Truck trailers and chassis (10,000 lbs per axle and over)		3715-1	12/79	154.6	154.5	154.6	1.0	.1
Vans		3715-1A	12/79	165.1	164.9	165.0	.9	.1
Closed top vans		3715-11	12/80	160.6	160.4	160.6	1.0	.1
All other closed-top dry freight vans, all material types		3715-116	12/95	106.9	106.7	106.9	.8	.2
Tank trailers		3715-1B	12/79	153.3	153.3	153.3	4.4	0
Tanks for flammable liquids (except casing head transport)		3715-121	07/93	112.6	112.6	112.6	5.5	0
All other tank trailers, including non-coated for chemicals and acids		3715-124	12/86	147.7	147.7	147.7	6.3	0
Complete trailer units (10,000 lbs. per axle and over), except vans and tanks		3715-1D	12/80	140.8	140.8	140.8	.4	0
Low-bed heavy haulers		3715-141	12/79	135.7	135.7	135.7	.7	0
Low bed heavy haulers, less than 40 ton capacity		3715-1411	12/80	141.0	141.0	(³)	(³)	(³)
Low bed heavy haulers, 40 ton or more capacity		3715-1412	12/80	122.3	122.3	(³)	(³)	(³)
Bulk commodity and dry materials, including pneumatic and mechanical discharge		3715-142	12/79	148.1	148.1	148.1	0	0
Dump trailers and chassis, highway type		3715-143	12/79	151.4	151.4	151.4	-2	0
Platform trailers		3715-146	12/79	146.3	146.4	146.2	.7	-.1
Other trailer units, except detachable		3715-149	12/79	141.7	141.7	141.7	0	0
Truck trailers and chassis, under 10,000 lbs. per axle		3715-2	11/84	148.5	148.5	148.5	1.8	0
Other truck trailers, under 10,000 lbs per axle		3715-22	11/84	148.5	148.5	148.5	1.8	0
Secondary products and miscellaneous receipts		3715-SM						
Secondary products		3715-S	12/79	164.1	164.1	164.1	1.0	0
Motor homes built on purchased chassis	3716		06/84	157.6	159.0	159.2	2.0	.1
Primary products		3716-P	06/84	159.1	160.2	160.4	1.9	.1
Conventional (type A)		3716-101	06/84	161.5	163.0	163.0	1.7	0
Other motor homes		3716-102	12/97	(³)	(³)	(³)	(³)	(³)
Secondary products and miscellaneous receipts		3716-SM						
Secondary products		3716-S	12/97	106.2	108.8	109.2	2.8	.4
Aircraft and parts	372		06/85	161.9	163.8	163.8	3.7	0
Aircraft	3721		12/85	163.6	166.5	166.6	4.1	.1
Primary products		3721-P	12/85	162.3	165.5	165.6	4.0	.1
Complete civilian aircraft		3721-5	12/85	178.7	184.0	184.4	6.5	.2
Fixed wing powered (single and multiengine)		3721-51	12/85	179.2	184.5	184.9	6.6	.2
4,405 lbs. (2,000 kg.) unladen weight or less		3721-512	12/92	145.3	145.3	(³)	(³)	(³)
Unladen weight exceeding 4,405 lbs (2,000 kg.)		3721-513	12/92	138.8	143.0	143.2	6.5	.1
Rotary wing (helicopters, autogiros)		3721-53	12/85	153.3	(³)	(³)	(³)	(³)
4,405 lbs. (2,000 kg.) unladen weight or less		3721-532	12/92	116.6	(³)	(³)	(³)	(³)
Modifications, conversions, and overhaul of previously accepted aircraft		3721-7						
For civilian customers		3721-721	12/85	138.9	(³)	138.9	-.1	(³)
Secondary products and miscellaneous receipts		3721-SM						
Secondary products		3721-S	12/85	142.7	142.7	142.7	2.5	0
Aircraft equipment, not elsewhere classified		3728-S	12/85	139.6	139.6	139.6	2.5	0
Aircraft engines and engine parts	3724		12/85	153.7	153.1	153.2	5.1	.1
Primary products		3724-P	12/85	156.3	155.5	155.7	5.9	.1
Aircraft engines for civilian aircraft		3724-2	12/85	171.3	168.6	(³)	(³)	(³)
Reciprocating, turbojet, and turbofan aircraft engines		3724-211	12/91	136.1	134.0	(³)	(³)	(³)
Aircraft engine parts and accessories		3724-4	12/85	160.1	160.0	160.0	6.0	0
Aircraft engines parts/accessories for military aircraft engines		3724-41	12/91	100.0	100.0	100.0	-1.1	0
For reciprocation or rotary internal combustion engines		3724-411	12/91	91.8	91.8	91.8	-1.0	0
For all other aircraft engines		3724-412	12/91	105.1	105.1	105.1	-1.7	0
Aircraft engines parts/accessories for civilian aircraft engines		3724-42	12/91	147.9	147.8	147.8	8.4	0
For all other aircraft engines		3724-422	12/91	157.3	157.1	157.1	6.2	0
Secondary products and miscellaneous receipts		3724-SM						
Secondary products		3724-S	12/85	147.4	147.4	147.4	1.7	0
Other secondary products		3724-SSS	12/85	142.5	142.5	142.5	0	0

See footnotes at end of table.

Table 5. Producer price indexes for the net output of selected industries and their products, not seasonally adjusted
—Continued

Industry and product ¹	Industry code	Product code	Index base	Index			Percent change to Oct. 2003 from:	
				June 2003 ²	Sep. 2003 ²	Oct. 2003 ²	Oct. 2002	Sep. 2003
Aircraft parts and equipment, n.e.c.	3728		06/85	147.6	147.7	147.7	-0.2	0.0
Primary products		3728-P	06/85	147.0	147.2	147.2	-.2	0
Aircraft parts, excluding propellers, rotors, and fluid power subassemblies		3728-2	06/85	145.2	145.3	145.3	-.1	0
Aircraft hydraulic and pneumatic subassemblies		3728-4	12/99	97.6	(³)	(³)	(³)	(³)
Aircraft propellers and helicopter rotors		3728-6	12/91	132.6	132.6	132.6	.9	0
Secondary products and miscellaneous receipts		3728-SM						
Miscellaneous receipts		3728-M	02/95	111.1	(³)	(³)	(³)	(³)
Secondary products		3728-S	06/85	162.0	162.0	162.0	1.3	0
Ship and boat building and repairing	373		12/84	162.0	164.3	164.1	3.9	-.1
Ship building and repairing	3731		12/85	150.8	152.7	152.7	5.1	0
Primary products		3731-P	12/85	152.0	153.9	153.9	5.1	0
Nonpropelled ships, new, U.S. military and nonmilitary		3731-1	12/85	122.3	(³)	(³)	(³)	(³)
Self-propelled ships, new, U.S. military		3731-2	12/85	(³)	(³)	(³)	(³)	(³)
Self-propelled ships, new, U.S. military		3731-211	12/85	(³)	(³)	(³)	(³)	(³)
Self-propelled ships, new, nonmilitary		3731-3	12/85	170.5	170.5	170.5	3.8	0
Other self-propelled nonmilitary ships		3731-339	12/88	141.3	141.3	141.3	(³)	0
Ship repair, conversion, reconversion, U.S. military		3731-4	12/85	163.8	169.3	170.0	6.2	.4
Conversions and reconversions		3731-411	06/96	114.7	121.0	121.8	6.2	.7
All other repairs		3731-413	06/96	128.5	128.5	128.5	6.3	0
Ship repair, conversion, reconversion, nonmilitary		3731-6	12/85	148.6	149.2	149.0	2.5	-.1
All other repairs		3731-621	06/96	122.7	123.2	123.0	2.5	-.2
Secondary products and miscellaneous receipts		3731-SM						
Secondary products		3731-S						
Boat building and repairing	3732		12/81	193.1	196.3	195.8	2.2	-.3
Primary products		3732-P	12/81	191.8	195.2	194.6	2.2	-.3
Outboard motorboats		3732-2	12/81	198.5	208.1	206.5	4.7	-.8
Wood and metal		3732-24	12/88	165.6	173.6	173.7	5.7	.1
Other outboard motorboats including bass, houseboats, center consoles, etc.		3732-246	06/96	118.4	120.0	119.1	3.1	-.8
Plastics (reinforced), fiberglass		3732-25	12/88	144.1	151.0	149.0	4.1	-1.3
Runabouts		3732-251	12/88	146.9	155.1	154.3	6.0	-.5
Cabin cruisers		3732-253	12/88	141.7	(³)	139.3	-1.0	(³)
Other outboard motorboats		3732-256	06/96	119.1	124.5	121.7	2.5	-2.2
Inboard motorboats		3732-3	12/81	198.2	200.7	200.7	1.8	0
Runabouts		3732-321	12/81	193.2	(³)	194.8	.8	(³)
Less than 26 ft. LOA		3732-32101	12/88	150.9	(³)	152.1	.8	(³)
Cabin cruisers		3732-322	12/81	203.3	206.4	206.4	2.2	0
40 ft. to less than 65 ft. LOA		3732-32203	12/88	168.3	170.3	170.3	2.7	0
Other inboard motorboats		3732-324	06/96	121.4	120.1	120.2	-.5	-.1
Inboard-outdrive motorboats		3732-4	12/81	175.8	175.6	175.5	.5	-.1
Runabouts		3732-431	06/96	123.3	122.8	122.6	-.2	-.2
Cabin cruisers		3732-441	06/96	115.0	114.8	114.8	-.2	0
Other inboard-outdrive motorboats		3732-451	06/96	123.4	125.0	125.0	5.1	0
All other boats		3732-7	12/81	183.0	183.6	183.5	2.6	-.1
Sailboats, with or without auxiliary power		3732-71	12/81	183.6	183.8	183.8	1.7	0
13.13 ft. to 21.33 ft. LOA		3732-71102	06/96	119.1	119.5	119.5	4.4	0
29.53 ft. to 39.03 ft. LOA		3732-71104	06/96	121.2	(³)	(³)	(³)	(³)
Other boats		3732-72	12/81	178.9	180.4	180.2	4.6	-.1
Canoes		3732-721	12/88	167.7	171.8	171.8	2.4	0
All other boats, n.e.c.		3732-723	12/88	136.6	136.8	136.6	5.6	-.1
Boat repair, military and non-military		3732-8	12/81	207.6	207.6	207.6	.7	0
Repair of non-military boats		3732-821	12/81	207.6	207.6	207.6	.7	0
Secondary products and miscellaneous receipts		3732-SM						
Miscellaneous receipts		3732-M	12/88	176.2	175.8	176.2	.5	.2
Contract work and miscellaneous receipts		3732-XY9	06/96	140.0	140.0	140.0	1.1	0
Resales		3732-Z89	12/88	173.4	(³)	173.4	.2	(³)
Secondary products		3732-S	12/81	201.5	(³)	203.6	4.1	(³)
Railroad equipment	374		06/84	128.9	129.4	129.4	1.6	0
Railroad equipment	3743		06/84	128.9	129.3	129.4	1.6	.1
Primary products		3743-P	06/84	131.4	131.9	131.9	1.7	0
Locomotives and locomotive parts		3743-1	06/84	127.1	126.3	126.3	-.6	0
Passenger and freight train cars, new (excl. parts)		3743-2	06/84	134.1	137.1	137.2	5.9	.1
Street, subway, trolley, and rapid transit cars, all rebuilt cars, and all parts		3743-3	06/84	131.4	129.9	129.8	-1.5	-.1
Street, subway, trolley, and rapid transit cars, new and rebuilt		3743-35	12/01	100.0	(³)	100.0	0	(³)
Parts and accessories for railroad and street cars		3743-37	06/84	125.3	123.4	123.2	-2.1	-.2
Air brake and other brake equipment		3743-371	06/84	123.2	110.4	109.5	-11.7	-.8
All other railroad and streetcar parts and accessories, incl. truck assemblies		3743-379	06/84	125.5	125.5	125.5	-.4	0
Secondary products and miscellaneous receipts		3743-SM						
Secondary products		3743-SSS	12/01	100.1	100.1	100.1	0	0
Motorcycles, bicycles, and parts	375		12/84	128.8	128.3	128.6	-.3	.2

See footnotes at end of table.

Table 5. Producer price indexes for the net output of selected industries and their products, not seasonally adjusted
—Continued

Industry and product ¹	Industry code	Product code	Index base	Index			Percent change to Oct. 2003 from:	
				June 2003 ²	Sep. 2003 ²	Oct. 2003 ²	Oct. 2002	Sep. 2003
Motorcycles, bicycles, and parts	3751		12/84	128.7	128.2	128.5	-0.3	0.2
Primary products		3751-P	12/84	135.6	135.0	135.3	-.4	.2
Bicycles, adult tricycles, unicycles & parts (excl. childrns 2-whl sdwkl cycls w/semi-pneu trs)		3751-1	12/84	112.7	111.5	112.1	-1.0	.5
Bicycles, complete		3751-121	12/98	101.3	(³)	100.0	-2.0	(³)
Parts for bicycles, including frame sets and motorbike parts interchangeable with bicycle part		3751-171	12/84	119.0	119.0	120.5	1.3	1.3
Motorcycles, motorbikes, mopeds, motorscooters, trail vehicles and parts		3751-2	12/84	157.6	157.7	157.8	.1	.1
Motorcycles, (excl. sidecars), mopeds, motorscooters, and trail vehicles		3751-213	12/84	165.1	165.1	165.3	.1	.1
Parts, including sidecars, but excluding motorbike parts interchangeable with bicycle parts		3751-253	12/84	137.3	137.3	137.3	.1	0
Secondary products and miscellaneous receipts		3751-SM						
Miscellaneous receipts		3751-M	12/84	107.6	107.6	107.6	0	0
Resales		3751-Z89	12/84	109.9	109.9	109.9	0	0
Secondary products		3751-S	12/84	110.3	110.3	110.3	-.2	0
Miscellaneous transportation equipment	379		12/84	132.2	132.9	132.9	1.3	0
Travel trailers and campers	3792		06/84	139.3	140.7	140.8	2.2	.1
Primary products		3792-P	06/84	140.3	141.8	141.9	2.2	.1
Travel trailers (with rigid structures)		3792-1	06/84	137.8	138.8	139.0	2.1	.1
Conventional travel trailers		3792-11	06/90	114.6	115.6	116.0	2.3	.3
Less than 25 feet in length		3792-116	12/97	102.4	103.6	104.6	3.2	1.0
25 feet or more in length, including park models		3792-117	12/97	106.8	107.6	107.6	1.9	0
Fifth wheel travel trailers		3792-12	06/90	122.2	122.9	122.9	1.8	0
Less than 30 feet in length		3792-125	06/90	113.8	114.1	114.1	1.1	0
30 feet or more in length		3792-128	06/90	130.4	131.5	131.5	2.4	0
Camping trailers, campers, pickup covers and parts		3792-2	06/84	146.4	149.1	149.0	2.8	-.1
Camping trailers, campers, and pick-up covers		3792-241	12/97	113.0	115.9	115.8	3.8	-.1
Parts and components, excluding appliances and furnishings		3792-259	06/84	116.6	117.4	117.4	1.0	0
Secondary products and miscellaneous receipts		3792-SM						
Miscellaneous receipts		3792-M	04/85	133.6	133.6	133.6	0	0
Resales		3792-Z89	04/85	135.1	135.1	135.1	0	0
Other secondary products		3792-SSS	11/88	125.9	125.9	125.9	3.5	0
Transportation equipment, n.e.c.	3799		06/85	139.3	140.2	140.7	1.7	.4
Primary products		3799-P	06/85	139.1	140.2	140.5	1.5	.2
Automobile and light truck trailers		3799-6	12/92	124.4	124.6	124.5	.5	-.1
Automobile and light truck horse trailers, excl. those pulled by truck tractors		3799-601	12/92	120.8	120.8	120.8	.3	0
Boat trailers		3799-602	06/85	149.7	149.9	149.9	.5	0
Other automobile and light truck trailers, incl. mobile equip. for general utili		3799-611	12/00	104.5	104.7	104.6	.5	-.1
Transportation equipment, n.e.c., including all-terrain vehicles		3799-9	06/85	131.1	132.0	132.5	1.5	.4
Parts for transportation equip., n.e.c., incl. trailer hitches		3799-902	12/00	105.5	105.6	105.5	1.0	-.1
Other misc. transp. equip., incl. snowmobiles, wheelbarrows and ATVs		3799-906	12/00	99.5	100.5	100.9	1.5	.4
Secondary products and miscellaneous receipts		3799-SM						
Miscellaneous receipts		3799-M	06/85	140.6	140.6	145.0	4.8	3.1
Secondary products		3799-S	06/85	140.7	140.7	141.1	1.6	.3
Measuring and controlling instruments; photographic, medical, optical goods; watches, clocks	38		12/84	129.9	129.9	130.2	1.1	.2
Engineering and scientific instruments	381		12/85	137.5	137.7	139.7	2.9	1.5
Search, detection, navigation, and guidance systems and aeronautical and nautical nav syst	3812		12/91	113.2	113.4	115.0	3.0	1.4
Primary products		3812-P	12/91	109.8	109.9	111.8	2.9	1.7
Aeronautical, nautical, and navigational instruments		3812-1	12/85	179.7	180.7	180.7	3.9	0
Search, detection, navigation and guidance systems and equipment		3812-2	12/91	107.0	107.1	109.2	2.8	2.0
Electrmc. warfare, missile & spc. vhcl., spec. electrmc. intel. sys. & eqpmnt ..		3812-216	06/99	106.1	106.1	(³)	(³)	(³)
Search, detection, acquisition & tracking radar & sonar sys. & eqpmnt		3812-217	06/99	96.6	96.6	99.8	4.2	3.3
Navigation, recon, and surveillance sys. & eqpmnt		3812-219	06/99	104.6	105.1	105.0	-.4	-.1
Secondary products and miscellaneous receipts		3812-SM						
Secondary products		3812-S	12/91	131.8	131.8	(³)	(³)	(³)
Measuring and controlling instruments	382		12/84	141.9	142.2	142.0	.8	-.1
Laboratory apparatus and furniture	3821		12/91	137.5	137.6	137.6	2.8	0
Primary products		3821-P	12/91	136.3	136.4	136.4	2.9	0
Laboratory apparatus		3821-1	12/85	163.6	163.6	163.6	3.0	0
Laboratory furniture		3821-2	12/85	162.2	163.0	163.0	2.6	0
Secondary products and miscellaneous receipts		3821-SM						
Miscellaneous receipts		3821-M	12/91	163.4	163.4	163.4	3.9	0
Resales		3821-Z89	12/91	161.0	161.0	161.0	4.6	0
Secondary products		3821-S	12/91	124.3	(³)	(³)	(³)	(³)
Automatic building, refrigeration and appliance controls	3822		12/79	194.9	194.6	195.3	.1	.4

See footnotes at end of table.

Table 5. Producer price indexes for the net output of selected industries and their products, not seasonally adjusted
—Continued

Industry and product ¹	Industry code	Product code	Index base	Index			Percent change to Oct. 2003 from:	
				June 2003 ²	Sep. 2003 ²	Oct. 2003 ²	Oct. 2002	Sep. 2003
Automatic building, refrigeration and appliance controls—Continued								
Primary products		3822-P	12/79	187.1	186.9	186.9	-0.3	0.0
Building comfort (HVAC) and commercial refrigeration controls		3822-1	12/79	206.6	206.7	206.7	-.7	0
Temperature responsive building controls		3822-121	12/79	220.6	221.0	220.8	1.0	-.1
Electric		3822-12104	06/94	115.0	115.2	115.1	.5	-.1
Pressure responsive		3822-125	12/93	103.2	103.2	103.2	-1.3	0
Digital controls, excluding upgrades and additions to existing systems		3822-185	06/94	112.6	112.6	112.6	.7	0
All other HVAC and refrigeration controls		3822-198	06/94	95.8	95.8	95.8	-2.1	0
Appliance temperature and related controls, automatic		3822-2	12/79	140.8	140.0	140.0	1.0	0
Temperature responsive appliance controls		3822-211	12/79	146.4	146.4	146.5	2.0	.1
Secondary products and miscellaneous receipts		3822-SM						
Secondary products		3822-S	12/79	190.7	189.8	194.0	2.1	2.2
Industrial process control instruments	3823		06/83	160.0	161.4	161.1	2.5	-2
Primary products		3823-P	06/83	166.3	168.0	167.7	2.9	-2
General purpose/receiver-type instruments and related equipment		3823-1	06/83	154.7	159.5	158.0	4.0	-9
Unified architecture type instruments for electronic systems		3823-103	06/83	137.4	137.4	137.4	-1.4	0
Other		3823-10336	06/83	135.4	135.4	135.4	-3.2	0
Non-unified architecture type instruments for electronic systems		3823-104	06/88	133.7	139.0	137.2	5.0	-1.3
Industrial multifunction process computers		3823-105	06/83	193.6	198.7	197.7	5.2	-.5
Temperature instruments, excluding receiver type		3823-2	06/83	174.0	174.0	174.0	2.7	0
Electrical and electronic measuring types		3823-201	06/83	165.3	165.3	165.3	1.9	0
Controllers		3823-20145	06/83	168.9	168.9	168.9	3.9	0
Other temperature instruments		3823-20146	06/83	163.1	163.1	(³)	(³)	(³)
Primary temperature sensors		3823-3	06/83	143.2	143.2	145.3	1.5	1.5
Thermocouples and thermocouple lead wire		3823-358	06/83	142.7	142.7	(³)	(³)	(³)
Pressure measuring instruments, including draft type, other than receiver type		3823-4	06/83	182.4	183.4	183.1	5.9	-2
Controllers		3823-461	06/83	178.6	178.6	178.6	1.0	0
Other		3823-462	06/83	181.1	182.1	181.8	6.3	-2
Flow and liquid level instruments		3823-5	06/83	145.1	145.0	145.1	.8	.1
Differential pressure types		3823-501	06/83	130.5	130.5	130.5	1.6	0
Other		3823-50167	06/83	113.6	113.6	113.6	1.9	0
Electromagnetic, capacitance, and other electric/electronic types		3823-502	06/83	135.3	135.3	135.3	-.4	0
Variable area instruments and associated elements		3823-503	06/83	159.2	159.2	159.2	1.1	0
Float and displacement instruments and associated elements		3823-504	06/83	167.1	166.6	167.1	1.4	.3
Turbine, mass-flow, and other types and associated elements		3823-505	06/83	170.8	170.3	170.8	.3	.3
Continuous process instruments for on-stream gas and liquid analysis		3823-7	06/83	148.4	148.2	148.2	2.1	0
Other gas analyzers		3823-778	06/83	124.3	123.8	123.8	1.0	0
Other liquid analyzers		3823-781	06/83	112.0	112.0	112.0	.4	0
Instruments for process variables n.e.c.		3823-8	03/91	132.4	130.1	132.1	1.1	1.5
Electrical and electronic measuring types		3823-801	03/91	148.7	146.1	148.3	2.4	1.5
Other industrial process instruments and parts for all industrial process instruments		3823-9	06/83	185.8	185.8	185.8	2.8	0
Other industrial process instruments		3823-994	12/95	121.8	121.8	121.8	3.3	0
Parts, supplies, accessories, and other equipment n.e.c.		3823-999	06/83	200.8	200.5	200.8	1.4	.1
Secondary products and miscellaneous receipts		3823-SM						
Miscellaneous receipts		3823-M	06/83	140.9	140.9	140.9	0	0
Contract work and other miscellaneous receipts		3823-XY9	06/88	117.8	117.8	117.8	0	0
Resales		3823-Z89	06/83	186.4	(³)	(³)	(³)	(³)
Secondary products		3823-S	06/83	129.5	129.5	129.5	.5	0
Fluid meters and counting devices	3824		12/85	124.9	125.3	125.1	.2	-2
Primary products		3824-P	12/85	125.8	126.1	125.8	.2	-2
Integrating and totalizing meters for gas and liquids		3824-2	12/85	137.6	138.5	137.7	0	-6
Gas meters		3824-21	12/85	154.8	154.9	154.9	-.1	0
Liquid meters		3824-23	12/85	130.5	131.7	130.7	.1	-.8
Counting devices		3824-3	12/85	137.9	138.0	138.0	.9	0
Motor vehicle instruments		3824-4	12/85	89.9	89.9	89.9	.1	0
Secondary products and miscellaneous receipts		3824-SM						
Secondary products		3824-S	12/85	123.1	125.3	125.3	1.3	0
Electrical measuring and integrating instruments	3825		12/83	140.6	140.6	140.1	-.4	-.4
Primary products		3825-P	12/83	139.1	139.3	138.3	-.7	-.7
Electrical integrating instruments		3825-1	12/83	103.1	103.1	(³)	(³)	(³)
Test equipment for electrical, radio and communication circuits, and motors ..		3825-2	12/83	142.1	142.4	141.3	-.8	-.8
Automatic test and measurement equipment		3825-2C	12/83	100.4	100.8	100.8	-.3	0
Combination and/or group test sets		3825-2C1	12/00	107.3	(³)	107.3	-1.8	(³)
Semiconductor component test equipment		3825-2C2	12/83	101.5	101.5	101.5	-.9	0
Other automatic test and measurement equipment		3825-2C3	12/00	106.6	109.0	109.0	4.0	0
Communications test equipment		3825-2D	06/89	117.4	117.5	117.5	-.3	0
Other test equipment for electric circuits and motors, including parts		3825-2E	12/00	101.4	101.3	99.1	-1.8	-2.2
Instruments for measuring electricity		3825-3	12/83	148.6	148.6	(³)	(³)	(³)
Secondary products and miscellaneous receipts		3825-SM						
Miscellaneous receipts		3825-M	03/87	153.9	151.3	155.8	2.2	3.0
Contract work and other miscellaneous receipts		3825-XY9	03/87	196.1	196.1	199.8	1.9	1.9
Resales		3825-Z89	03/87	137.4	133.1	138.4	2.5	4.0

See footnotes at end of table.

Table 5. Producer price indexes for the net output of selected industries and their products, not seasonally adjusted
—Continued

Industry and product ¹	Industry code	Product code	Index base	Index			Percent change to Oct. 2003 from:	
				June 2003 ²	Sep. 2003 ²	Oct. 2003 ²	Oct. 2002	Sep. 2003
Electrical measuring and integrating instruments—Continued								
Secondary products		3825-S	12/83	139.4	139.4	(³)	(³)	(³)
Laboratory analytical instruments	3826		12/85	126.3	126.4	126.4	2.1	0
Primary products		3826-P	12/85	128.4	128.3	128.3	1.5	0
Laboratory analytical instruments		3826-3	12/85	128.4	128.3	128.3	1.5	0
Chromatographic instruments		3826-31	12/85	138.7	138.8	138.8	1.5	0
Spectrophotometric instruments, incl spectroscopy instruments		3826-32	12/85	141.8	141.8	141.8	.3	0
Clinical laboratory instrumentation		3826-34	06/99	117.4	117.4	117.4	.6	0
Other analytical instruments, including parts, components, and accessories		3826-35	06/99	105.6	105.4	105.4	2.2	0
Secondary products and miscellaneous receipts		3826-SM						
Miscellaneous receipts		3826-M	12/85	147.8	147.8	147.8	3.0	0
Contract work and other miscellaneous receipts		3826-XY9	12/85	191.8	191.8	191.8	3.0	0
Resales		3826-Z89	09/90	115.6	115.6	115.6	(³)	0
Optical instruments and lenses	3827		06/91	105.4	104.7	104.8	-2.3	.1
Primary products		3827-P	06/91	102.9	102.2	102.3	-2.7	.1
Sighting, tracking and fire-control equipment		3827-1	12/85	116.8	116.8	116.8	1.2	0
Optical instruments and lenses, n.e.c.		3827-5	12/98	96.3	95.4	95.5	-3.7	.1
Binoculars and astronomical instruments		3827-51	06/91	106.5	101.8	101.9	-4.9	.1
Other optical instruments and lenses (excl. sighting, tracking, and fire-control)		3827-52	12/98	95.9	95.2	95.3	-3.7	.1
Secondary products and miscellaneous receipts		3827-SM						
Miscellaneous receipts		3827-M	06/91	(³)	(³)	(³)	(³)	(³)
Resales		3827-Z89	06/91	(³)	(³)	(³)	(³)	(³)
Secondary products		3827-S	06/91	129.7	129.7	130.1	.5	.3
Measuring and controlling devices, not elsewhere classified	3829		06/85	143.1	143.1	143.2	.8	.1
Primary products		3829-P	06/85	138.8	138.8	138.9	.7	.1
Aircraft engine instruments		3829-1	06/85	134.5	134.5	135.6	-.9	.8
Physical properties and kinematic testing equipment		3829-2	06/85	142.1	142.2	142.2	1.1	0
Nuclear radiation detection and monitoring equipment		3829-4	06/85	136.3	(³)	136.3	0	(³)
Commercial, geophysical, meteorological and general purpose instruments		3829-5	06/85	145.9	145.9	145.9	1.1	0
Geophysical and meteorological instruments, including parts and accessories		3829-547	12/91	102.7	102.7	102.7	-1.2	0
General purpose and commercial instruments, including parts and accessories		3829-555	06/85	157.4	157.4	157.4	4.9	0
Surveying and drafting instruments		3829-6	12/91	112.1	112.1	112.1	.2	0
Secondary products and miscellaneous receipts		3829-SM						
Miscellaneous receipts		3829-M	06/85	184.7	184.7	184.7	2.2	0
Secondary products		3829-S	06/85	137.8	137.8	137.8	1.0	0
Surgical, medical, and dental instruments and supplies	384		12/84	142.1	141.8	142.2	1.1	.3
Surgical and medical instruments and apparatus	3841		06/82	133.2	132.7	132.9	1.3	.2
Primary products		3841-P	06/82	133.5	133.3	133.5	2.7	.2
Surgical and medical instruments and apparatus, except furniture		3841-1	06/82	127.9	127.8	128.0	2.7	.2
Orthopedic instruments and apparatus, such as bone drills and bone plates		3841-115	06/82	295.0	295.0	(³)	(³)	(³)
Surgical instruments, including suture needles, and eye, ear, nose, and throat instruments		3841-116	12/89	134.4	134.5	134.5	6.5	0
Diagnostic apparatus		3841-12	06/82	139.8	139.8	139.8	.2	0
Metabolism and blood pressure diagnostic apparatus		3841-121	06/82	147.3	147.3	147.3	-.2	0
All other diagnostic apparatus, incl optical diagnostic apparatus		3841-124	06/82	139.0	139.0	139.0	.2	0
Blood transfusion and I.V. equipment		3841-182	06/82	138.0	137.6	137.6	.4	0
Catheters		3841-186	06/82	126.8	126.0	126.5	4.2	.4
Other surgical and medical instr. and apparatus, incl. veterinary instr. and oxygen tents		3841-189	06/82	111.0	110.7	111.2	-.3	.5
Parts for surgical and medical instruments and apparatus		3841-199	12/95	103.9	103.8	103.0	-.5	-.8
Secondary products and miscellaneous receipts		3841-SM						
Miscellaneous receipts		3841-M	01/83	165.9	158.6	158.9	-13.6	.2
Resales		3841-Z89	01/83	170.2	162.8	163.1	-15.8	.2
Secondary products		3841-S	10/82	112.8	113.1	111.8	-2.7	-1.1
Other secondary products		3841-SSS	10/82	122.3	(³)	(³)	(³)	(³)
Orthopedic, prosthetic, and surgical appliances and supplies		3842-SSS	12/95	104.3	105.0	102.4	-5.7	-2.5
Surgical, orthopedic and prosthetic appliances and supplies	3842		06/83	175.7	176.5	178.2	2.2	1.0
Primary products		3842-P	06/83	178.1	178.8	181.0	2.6	1.2
Surgical, orthopedic, and prosthetic appliances and supplies		3842-1	06/83	175.4	176.2	178.8	2.9	1.5
Surgical dressings		3842-1A	06/83	108.7	108.7	108.7	0	0
Other surgical dressings		3842-129	06/83	(³)	(³)	(³)	(³)	(³)
Surgical, orthopedic and prosthetic appliances and supplies except surgical dressings		3842-1B	06/83	201.4	202.4	205.7	3.2	1.6
Disposable supplies		3842-1B1	12/95	102.5	102.6	102.7	1.8	.1
Disposable surgical drapes, including O/B and O/R packs		3842-131	06/83	95.7	95.2	(³)	(³)	(³)
Disposable incontinent pads, bed pads, and adult diapers		3842-132	06/83	135.7	136.5	136.8	1.9	.2

See footnotes at end of table.

Table 5. Producer price indexes for the net output of selected industries and their products, not seasonally adjusted
—Continued

Industry and product ¹	Industry code	Product code	Index base	Index			Percent change to Oct. 2003 from:	
				June 2003 ²	Sep. 2003 ²	Oct. 2003 ²	Oct. 2002	Sep. 2003
Surgical, orthopedic and prosthetic appliances and supplies—Continued								
Orthotics & prosthetics		3842-1B2	12/95	124.4	125.8	130.6	5.7	3.8
Surgical implants		3842-101	06/83	259.3	266.2	279.4	8.8	5.0
Artificial limbs (prosthetic)		3842-102	06/83	214.3	214.3	214.3	1.9	0
Elastic braces, suspensories, stockings, and other elastic supports		3842-106	06/83	128.3	128.3	128.3	0	0
Splints & trusses		3842-108	06/83	157.0	157.0	157.0	0	0
Crutches, canes & other walking assistance devices		3842-109	08/83	146.2	146.2	146.2	0	0
Arch supports and other foot appliances		3842-112	06/83	123.1	(³)	125.8	2.7	(³)
Other orthopedic & prosthetic appliances		3842-113	12/95	(³)	(³)	(³)	(³)	(³)
Miscellaneous healthcare products		3842-1B3	12/95	111.9	111.9	111.9	1.1	0
Breathing devices, excluding anesthetic apparatus		3842-165	07/93	102.4	102.4	102.4	-3	0
Wheel chairs		3842-183	06/83	191.6	(³)	191.8	-1.4	(³)
Therapeutic appliances and supplies, excl. electromedical		3842-186	06/89	111.2	111.0	111.0	.2	0
Parts for surgical, orthopedic, prosthetic & therapeutic appliances & supplies		3842-195	12/95	106.0	(³)	(³)	(³)	(³)
Other surgical, orthopedic, and prosthetic appliances and supplies		3842-199	06/89	129.0	129.0	129.0	2.9	0
Personal industrial safety devices		3842-3	06/83	192.4	192.4	192.4	1.7	0
Respiratory protection equipment, including gas, abrasive and canister masks		3842-311	06/83	205.1	205.1	205.1	1.3	0
Protective clothing, except shoes		3842-351	06/83	246.0	246.0	246.0	4.8	0
Other personal safety devices		3842-371	06/83	153.8	153.8	153.8	.1	0
Safety hats		3842-37102	10/83	144.7	144.7	144.7	.5	0
All other personal safety devices		3842-37103	06/83	154.7	154.7	154.7	.1	0
Electronic hearing aids		3842-4	06/83	159.3	159.3	159.3	0	0
Electronic hearing aids		3842-413	06/83	159.3	159.3	159.3	0	0
Secondary products and miscellaneous receipts		3842-SM						
Miscellaneous receipts		3842-M	07/88	171.3	171.3	171.3	.9	0
Resales		3842-Z89	07/88	133.9	133.9	133.9	1.0	0
Secondary products		3842-S	06/83	150.5	152.9	152.2	-1	-5
Surgical and medical instruments and apparatus		3841-S	06/83	(³)	(³)	172.8	-7	(³)
All other secondary products		3842-SSS	06/83	139.9	142.5	143.0	.4	.4
Dental equipment and supplies	3843		06/85	199.2	199.6	199.0	3.6	-3
Primary products		3843-P	06/85	185.9	186.2	185.5	3.7	-4
Dental professional equipment and supplies		3843-5	06/97	118.1	118.4	117.8	4.5	-5
Dental professional equip., incl. dental chairs, units, hand pieces, excl. X-ray		3843-511	06/85	173.0	174.0	173.8	7.2	-1
Dental professional supplies		3843-52	06/85	184.1	184.1	182.4	2.4	-9
Dental laboratory equipment and supplies		3843-6	06/85	148.7	148.7	148.8	1.9	.1
Secondary products and miscellaneous receipts		3843-SM						
Miscellaneous receipts		3843-M	06/85	165.8	165.8	165.8	3.6	0
Resales		3843-Z89	06/85	174.1	174.1	174.1	3.6	0
Secondary products		3843-S	06/85	445.9	(³)	449.3	2.1	(³)
X-ray and other irradiation apparatus	3844		06/90	111.8	111.8	111.8	.6	0
Primary products		3844-P	06/85	114.7	114.6	114.7	.7	.1
Medical and dental diagnostic irradiation equipment		3844-5	06/90	111.5	111.4	111.5	-1.2	.1
X-ray tubes, parts, accessories and other irradiation equipment		3844-9	06/90	112.0	112.0	112.0	4.3	0
All other parts, accessories and equipment		3844-909	06/96	105.6	105.6	105.6	6.7	0
Secondary products and miscellaneous receipts		3844-SM						
Electromedical equipment	3845		06/85	95.6	94.6	94.1	-1.9	-5
Primary products		3845-P	06/85	85.7	84.9	84.2	-2.1	-8
Medical diagnostic equipment		3845-911	06/85	75.3	74.1	73.0	-3.1	-15
Medical therapy equipment		3845-912	06/85	77.0	77.0	77.0	-2.4	0
Other electromedical equipment		3845-913	12/02	102.0	101.2	99.9	(³)	-13
Parts and accessories for electromedical equipment		3845-914	06/85	119.5	116.3	116.4	-3.8	.1
Secondary products and miscellaneous receipts		3845-SM						
Miscellaneous receipts		3845-M	12/90	128.5	124.9	126.3	(³)	1.1
Secondary products		3845-S	06/85	136.6	136.9	137.1	-.6	.1
Ophthalmic goods	385		12/83	124.7	124.9	124.9	.5	0
Ophthalmic goods	3851		12/83	124.7	124.9	124.9	.5	0
Primary products		3851-P	12/83	124.3	124.5	124.5	.7	0
Glass ophthalmic focus lenses		3851-2	12/83	118.8	118.8	118.8	0	0
Plastic ophthalmic focus lenses		3851-3	12/83	103.2	103.2	103.2	-3	0
Single vision plastic lenses		3851-325	12/83	90.8	90.8	90.8	-1.1	0
Multifocal plastic lenses		3851-327	12/83	106.8	106.8	106.8	.2	0
Contact lenses		3851-4	12/83	101.3	101.3	101.3	1.2	0
Hard contact lenses		3851-412	12/83	113.3	113.3	113.3	.7	0
Soft contact lenses		3851-413	12/83	90.5	90.5	90.5	1.2	0
Other ophthalmic goods		3851-5	12/83	121.2	122.2	122.2	.6	0
Secondary products and miscellaneous receipts		3851-SM						
Miscellaneous receipts		3851-M						
Resales		3851-Z89	01/84	135.8	135.8	(³)	(³)	(³)
Secondary products		3851-S	12/83	(³)	(³)	(³)	(³)	(³)

See footnotes at end of table.

Table 5. Producer price indexes for the net output of selected industries and their products, not seasonally adjusted
—Continued

Industry and product ¹	Industry code	Product code	Index base	Index			Percent change to Oct. 2003 from:	
				June 2003 ²	Sep. 2003 ²	Oct. 2003 ²	Oct. 2002	Sep. 2003
Photographic equipment and supplies	386		12/83	102.5	102.5	101.6	-1.2	-0.9
Photographic equipment and supplies	3861		12/83	102.6	102.6	101.7	-1.2	-.9
Primary products		3861-P	12/83	96.0	96.0	94.9	-1.2	-1.1
Still picture equipment		3861-1	12/83	120.4	(³)	120.3	-.1	(³)
Motion picture equipment and projection screens		3861-2	12/83	174.6	174.6	174.5	2.2	-.1
Photocopying equip. (incl. diffusion and dye transfers, electrostatic, etc.)		3861-3	06/83	58.8	(³)	(³)	(³)	(³)
Prepared photographic chemicals, including prepared plate chemicals		3861-5	12/83	82.7	82.7	82.7	4.6	0
Photographic sensitized materials, silver halide type, excl. x-ray		3861-6	01/00	90.6	90.6	88.2	-3.2	-2.6
Sensitized photographic film, plates, paper, and cloth, other than silver halide		3861-7	12/83	136.9	(³)	136.9	-.5	(³)
Secondary products and miscellaneous receipts		3861-SM						
Miscellaneous receipts		3861-M	06/93	(³)	(³)	(³)	(³)	(³)
Secondary products		3861-S	12/83	142.1	142.1	142.1	0	0
Watches, clocks and watchcases	387		06/83	124.4	124.4	124.3	.9	-.1
Watches, clocks, watchcases, and parts	3873		06/83	124.5	124.5	124.4	.9	-.1
Primary products		3873-P	06/83	123.5	123.5	123.5	1.1	0
Watches, watchcases, movements, or modules, and watch parts		3873-2	12/89	110.2	110.2	(³)	(³)	(³)
Clocks, timing mechanisms, time switches, clock cases, & parts		3873-3	06/83	138.3	138.3	138.3	1.3	0
Secondary products and miscellaneous receipts		3873-SM						
Miscellaneous receipts		3873-M	06/83	142.2	(³)	142.2	.1	(³)
Secondary products		3873-S	06/83	117.9	117.9	116.9	-.4	-.8
Miscellaneous manufacturing industries	39		12/85	133.9	134.2	134.0	.3	-.1
Jewelry, silverware, and plated ware	391		12/85	130.5	131.1	131.6	1.7	.4
Jewelry, precious metal	3911		12/85	128.3	128.7	129.5	1.6	.6
Primary products		3911-P	12/85	127.8	128.3	128.7	1.3	.3
Jewelry made of solid platinum metals and solid karat gold		3911-1	12/85	131.5	131.8	132.3	2.0	.4
Rings, complete		3911-111	12/85	129.0	128.9	128.8	.5	-.1
Wedding rings		3911-11112	12/85	116.6	116.9	116.9	.7	0
Other rings		3911-11114	12/85	125.9	125.6	125.5	.5	-.1
Ring mountings		3911-115	12/85	114.0	116.3	116.3	13.9	0
Women's and children's jewelry, excl watch attachments and rings		3911-131	12/85	138.0	138.3	139.3	1.6	.7
Other jewelry worn or carried, religious jewelry, cigar cases and lighters, compacts, etc.		3911-198	12/85	129.3	130.1	131.4	3.4	1.0
Jewelry made of silver (including platinum metals and karat gold clad to silver)		3911-3	12/91	96.5	96.8	96.8	-4.6	0
Other jewelry, except costume jewelry		3911-4	12/91	97.4	99.2	99.4	1.7	.2
Secondary products and miscellaneous receipts		3911-SM						
Secondary products		3911-S	12/85	142.4	140.4	143.7	4.3	2.4
All secondary products excl. Jeweler's materials & lapidary work		3911-SSS	12/85	143.1	142.2	142.2	.3	0
Jeweler's materials and lapidary work		3915-S	01/86	140.3	(³)	144.5	10.1	(³)
Silverware, plated ware, and stainless steel ware	3914		06/85	151.4	151.4	151.4	.7	0
Primary products		3914-P	06/85	157.6	157.6	157.6	.3	0
Hollowware, including ecclesiastical ware, novelties, trophies, and other plated		3914-1	06/85	169.5	169.6	169.5	.6	-.1
Flatware and carving sets made wholly of metal		3914-2	06/85	148.2	148.2	148.2	0	0
Secondary products and miscellaneous receipts		3914-SM						
Miscellaneous receipts		3914-M	12/00	100.2	100.2	100.2	.7	0
Jewelers' materials and lapidary work	3915		06/85	123.1	125.4	124.7	3.5	-.6
Primary products		3915-P	06/85	121.2	123.1	122.6	3.3	-.4
Lapidary work and diamond cutting and polishing		3915-2	06/85	(³)	(³)	(³)	(³)	(³)
Jewelers' findings and materials made of precious metals		3915-3	12/91	116.2	119.3	118.5	6.1	-.7
Jewelers' findings and materials made of base metals		3915-4	12/91	103.4	103.8	103.7	.6	-.1
Secondary products and miscellaneous receipts		3915-SM						
Secondary products		3915-S	06/85	142.4	149.4	144.8	4.1	-3.1
Jewelry, precious metal		3911-S	06/85	136.2	142.8	140.0	7.0	-2.0
Musical instruments	393		06/85	175.6	175.4	175.4	.5	0
Musical instruments	3931		06/85	175.6	175.4	175.4	.5	0
Primary products		3931-P	06/85	175.4	175.2	175.2	.5	0
Pianos		3931-1	06/85	202.6	202.6	202.6	1.5	0
Piano and organ parts		3931-3	06/85	182.5	182.5	(³)	(³)	(³)
Other musical instruments		3931-4	06/85	175.3	174.8	174.8	.1	0
Accessories and parts sold separately, excl. instrument cases and benches		3931-431	06/85	140.3	140.3	140.3	.6	0
All other instr., incl. electrical and nonelectrical woodwinds and brass winds		3931-499	06/99	104.0	103.6	103.6	-.1	0
Secondary products and miscellaneous receipts		3931-SM						
Miscellaneous receipts		3931-M	06/85	201.2	201.2	201.2	.4	0
Secondary products		3931-S	06/85	142.9	142.9	142.9	0	0

See footnotes at end of table.

Table 5. Producer price indexes for the net output of selected industries and their products, not seasonally adjusted
—Continued

Industry and product ¹	Industry code	Product code	Index base	Index			Percent change to Oct. 2003 from:	
				June 2003 ²	Sep. 2003 ²	Oct. 2003 ²	Oct. 2002	Sep. 2003
Toys and amusement, sporting, and athletic goods	394		12/85	122.9	122.0	122.0	-0.8	0.0
Dolls and stuffed toys	3942		12/85	122.0	123.2	123.2	1.8	0
Primary products		3942-P	12/85	123.1	124.4	124.4	1.9	0
Dolls and stuffed toys		3942-1	12/85	123.1	124.4	124.4	1.9	0
Secondary products and miscellaneous receipts		3942-SM						
Games, toys, and children's vehicles, except dolls and bicycles	3944		06/85	120.8	120.8	120.3	-.4	-.4
Primary products		3944-P	06/85	119.8	119.8	119.2	-.6	-.5
Baby carriages and children's vehicles, except bicycles		3944-3	06/85	99.3	(³)	99.3	-.3	(³)
Toys, excluding games, hobbies, and electronic toys		3944-4	06/85	115.0	115.0	113.2	-1.5	-1.6
Other toys incl. dollcarriages & furniture, infant toys & non-powered trans. to		3944-427	06/99	101.5	101.4	99.4	-2.1	-2.0
Pre-school toys, n.e.c., excluding infant toys		3944-433	06/85	123.9	123.9	(³)	(³)	(³)
Hobbies, models: craft kits, sets, & individual units; scientific equip., kits or sets		3944-5	06/85	137.5	137.5	138.9	1.0	1.0
Operating models (cars, boats, railroads, etc.) incl. plastic static model		3944-513	06/99	109.7	109.7	110.8	1.0	1.0
Nonelectronic games		3944-6	06/99	99.9	99.9	99.9	0	0
Secondary products and miscellaneous receipts		3944-SM						
Miscellaneous receipts		3944-M	11/85	122.8	122.8	122.8	0	0
Secondary products		3944-S	06/85	125.5	125.5	125.5	0	0
Sporting and athletic goods, n.e.c.	3949		12/85	126.3	124.9	125.0	-1.1	.1
Primary products		3949-P	12/85	127.4	125.7	125.9	-1.4	.2
Fishing tackle and equipment		3949-1	12/85	148.2	148.5	148.8	1.2	.2
Golf equipment		3949-2	12/85	132.8	128.9	129.8	-2.4	.7
Golf clubs		3949-242	12/85	122.1	120.9	(³)	(³)	(³)
Other golf equipment, such as golf balls, bags, carts, tees, shafts, etc.		3949-299	12/85	214.4	204.4	207.3	-2.7	1.4
Playground equipment		3949-3	06/92	126.0	126.0	126.0	1.4	0
Gymnasium and exercise equipment		3949-6	06/92	100.8	99.7	99.7	-2.4	0
Other sporting and athletic goods		3949-9	12/85	123.7	123.1	122.7	-1.3	-.3
Secondary products and miscellaneous receipts		3949-SM						
Miscellaneous receipts		3949-M	12/85	116.7	116.7	116.7	1.0	0
Secondary products		3949-S	12/85	121.4	121.4	121.4	1.3	0
Pens, pencils, and other office and artists' materials	395		12/85	133.2	133.0	133.1	-.1	.1
Pens, mechanical pencils, and parts	3951		12/85	157.2	156.9	156.8	.5	-.1
Primary products		3951-P	12/85	158.9	158.6	158.5	.7	-.1
Ballpoint pens, complete, including roller pens		3951-2	12/85	151.6	151.0	150.9	-.3	-.1
Refillable		3951-212	12/85	177.5	177.5	177.5	1.8	0
Markers, fine point and broadtipped		3951-8	06/93	122.2	122.2	122.2	0	0
Other pens, mechanical pencils, desk sets, pen and pencil parts, and refill cartridges		3951-9	06/93	133.1	133.1	133.1	3.1	0
Parts for pens, mechanical pencils, including pen holders, refill cartridges ..		3951-933	12/85	177.0	177.0	177.0	5.7	0
Other pens and desk sets		3951-999	06/93	(³)	(³)	(³)	(³)	(³)
Secondary products and miscellaneous receipts		3951-SM						
Secondary products		3951-S	12/85	145.2	145.2	145.2	0	0
Lead pencils and art goods	3952		12/85	141.6	141.6	142.0	0	.3
Primary products		3952-P	12/85	144.8	144.8	145.4	-.7	.4
Nonmechanical pencils, crayons, and chalk		3952-1	12/85	134.2	134.2	134.2	-2.2	0
Nonmechanical wood-cased pencils, all types & graphite & colored sticks ..		3952-12	12/01	95.9	95.9	95.9	-4.2	0
Artists' equipment		3952-2	12/85	155.3	155.3	156.6	1.0	.8
Artists' equip. incl. child's school art equip. airbrushes, drawing tables, etc.		3952-23	12/01	104.6	104.6	106.7	2.1	2.0
Other art materials, incl. modeling clay, other modeling materials, chalk, etc.		3952-24	12/01	101.1	101.1	101.1	.3	0
Secondary products and miscellaneous receipts		3952-SM						
Miscellaneous receipts		3952-M	12/88	120.6	120.6	120.6	1.0	0
Marking devices	3953		12/85	136.1	136.3	136.3	.4	0
Primary products		3953-P	12/85	137.6	137.8	137.8	.2	0
Rubber and vinyl stamps		3953-1	12/85	140.3	140.3	140.3	-.1	0
Hand stamps and dies		3953-113	12/85	134.7	134.7	134.7	-.1	0
Permanently inked stamps, excluding printing dies		3953-115	12/85	139.6	139.6	139.6	-.1	0
Mechanical hand stamps, self inkers including daters, time and numbering stamps		3953-2	12/85	157.1	158.4	158.4	1.7	0
Other marking devices; stencils, stamp pads and branding irons		3953-5	12/85	120.9	120.9	120.9	-.2	0
Secondary products and miscellaneous receipts		3953-SM						
Miscellaneous receipts		3953-M	12/85	130.6	(³)	130.6	0	(³)
Secondary products		3953-S	12/85	121.3	121.3	121.3	1.7	0
Carbon paper and inked ribbons	3955		12/85	114.8	114.7	114.4	-1.5	-.3
Primary products		3955-P	12/85	115.7	115.5	115.2	-1.7	-.3
Inked ribbons		3955-1	12/85	95.4	95.3	95.2	-1.8	-.1
Carbon and stencil paper		3955-2	12/85	155.7	155.7	153.1	(³)	-1.7

See footnotes at end of table.

Table 5. Producer price indexes for the net output of selected industries and their products, not seasonally adjusted
—Continued

Industry and product ¹	Industry code	Product code	Index base	Index			Percent change to Oct. 2003 from:	
				June 2003 ²	Sep. 2003 ²	Oct. 2003 ²	Oct. 2002	Sep. 2003
Carbon paper and inked ribbons—Continued								
Secondary products and miscellaneous receipts		3955-SM						
Miscellaneous receipts		3955-M	12/02	99.5	99.3	99.5	(³)	0.2
Costume jewelry, costume novelties, buttons, and miscellaneous notions	396		12/85	126.5	126.3	126.2	-.2	-.1
Costume jewelry and costume novelties (except precious metals)	3961		06/85	130.2	130.2	130.2	.3	0
Primary products		3961-P	06/85	127.9	127.9	127.9	.2	0
Base metal costume jewelry and costume novelties, whether electroplated or not		3961-1	06/85	129.5	129.5	129.5	.3	0
Compacts, vanity cases, and other costume jewelry and costume novelties		3961-2	06/85	118.8	118.8	118.8	0	0
Secondary products and miscellaneous receipts		3961-SM						
Secondary products		3961-S	06/85	143.6	144.8	144.7	1.5	-.1
Fasteners, buttons, needles, and pins	3965		12/85	126.9	126.5	126.2	-.8	-.2
Primary products		3965-P	12/85	127.7	127.3	127.0	-.9	-.2
Buttons and parts, except for precious or semiprecious metals and stones		3965-1	12/85	131.4	130.4	129.4	-1.4	-.8
Zippers and slide fasteners		3965-4	12/85	130.7	130.7	130.7	0	0
Needles, pins, fasteners, and similar notions		3965-6	12/85	122.2	121.7	121.7	-1.1	0
Secondary products and miscellaneous receipts		3965-SM						
Miscellaneous receipts		3965-M	12/90	110.2	110.2	110.2	0	0
Resales		3965-Z89	12/90	110.2	110.2	110.2	0	0
Secondary products		3965-S	12/85	119.2	119.2	119.2	0	0
Miscellaneous manufacturing industries	399		12/85	141.0	142.3	141.7	.9	-.4
Brooms and brushes	3991		12/85	142.5	142.5	142.5	1.0	0
Primary products		3991-P	12/85	146.2	146.2	146.2	1.0	0
Brooms		3991-1	12/85	151.5	151.5	151.5	.1	0
Paint and varnish brushes and rollers		3991-2	12/85	136.1	136.1	136.1	.1	0
Whitewash, paint, varnish, paperhanging, marking, and stenciling brushes		3991-211	12/85	137.7	137.7	137.7	.1	0
Paint rollers, roller frames, replacement rollers, and paint pads		3991-212	12/85	133.3	133.3	133.3	0	0
Other brushes		3991-3	12/85	151.0	151.0	151.0	2.1	0
Personal brushes		3991-311	12/85	152.4	152.4	152.4	4.2	0
Other brushes, including household, industrial and artists'		3991-336	12/00	102.6	102.6	102.6	.6	0
Secondary products and miscellaneous receipts		3991-SM						
Miscellaneous receipts		3991-M	12/92	112.9	112.9	112.9	1.7	0
Secondary products		3991-S	12/85	134.6	134.6	134.6	0	0
Signs and advertising displays	3993		12/85	145.6	145.4	145.4	-.7	0
Primary products		3993-P	12/85	142.9	142.7	142.8	-1.0	.1
Electric signs		3993-1	12/85	141.2	141.3	141.2	.1	-.1
Luminous tubing signs		3993-101	12/85	119.2	119.4	119.4	.3	0
Fluorescent signs		3993-102	12/85	157.0	(³)	156.8	-.1	(³)
Incandescent bulb electric signs and other electric signs		3993-105	06/99	101.4	(³)	101.4	0	(³)
Non-electric signs		3993-2	12/85	148.6	148.1	148.4	-1.9	.2
Metal signs and displays		3993-211	06/99	109.6	108.3	108.9	-6.3	.6
Other non-electric signs		3993-213	06/99	108.0	108.0	108.0	.2	0
Wood signs and displays		3993-215	06/99	105.0	105.0	105.0	-.9	0
Advertising specialties		3993-3	12/85	132.2	132.2	132.2	-.7	0
Secondary products and miscellaneous receipts		3993-SM						
Miscellaneous receipts		3993-M	12/85	163.1	163.1	163.1	0	0
Secondary products		3993-S	12/85	173.1	173.1	170.5	5.6	-1.5
Burial caskets	3995		12/84	187.0	187.0	187.0	4.2	0
Primary products		3995-P	12/84	186.9	186.9	186.9	4.7	0
Metal caskets and coffins, completely lined and trimmed, adult sizes only		3995-1	12/84	187.0	187.0	187.0	4.8	0
Steel caskets and coffins (excluding stainless steel)		3995-113	12/84	185.4	185.4	185.4	4.9	0
Other metal caskets and coffins (stainless steel, bronze, copper, etc.)		3995-115	12/84	195.2	195.2	195.2	4.7	0
Wood caskets and coffins, completely lined and trimmed, adult sizes only		3995-2	12/84	204.0	204.0	204.0	3.6	0
Hardwood		3995-252	12/84	203.6	203.6	203.6	3.5	0
Other caskets and coffins and metal vaults		3995-3	12/84	163.3	163.3	163.3	7.2	0
Hard surface floor coverings	3996		12/85	136.7	136.4	138.8	1.5	.3
Primary products		3996-P	12/85	139.3	141.0	141.4	1.5	.3
Hard surface floor coverings		3996-1	12/85	139.3	141.0	141.4	1.5	.3
Manufacturing industries, n.e.c.	3999		12/85	131.0	133.9	132.3	1.5	-1.2
Primary products		3999-P	12/85	134.1	137.4	135.6	1.5	-1.3
Chemical fire extinguishing equipment and parts		3999-1	12/85	171.9	176.0	176.0	2.6	0
Coin operated amusement machines		3999-2	12/85	(³)	(³)	(³)	(³)	(³)
Candles		3999-4	12/85	138.0	(³)	138.0	.7	(³)
Feathers, plumes, and artificial trees and flowers		3999-8	12/85	143.1	(³)	145.5	2.6	(³)
Miscellaneous fabricated products, n.e.c.		3999-9	12/85	134.7	134.7	134.7	.7	0
Secondary products and miscellaneous receipts		3999-SM						
Miscellaneous receipts		3999-M	12/85	(³)	(³)	(³)	(³)	(³)
Secondary products		3999-S	12/85	120.9	120.9	120.9	0	0

See footnotes at end of table.

Table 5. Producer price indexes for the net output of selected industries and their products, not seasonally adjusted
—Continued

Industry and product ¹	Industry code	Product code	Index base	Index			Percent change to Oct. 2003 from:	
				June 2003 ²	Sep. 2003 ²	Oct. 2003 ²	Oct. 2002	Sep. 2003
Services Industries								
Railroad transportation	40		12/96	109.2	108.8	109.4	2.4	0.6
Railroads	401		12/96	109.2	108.8	109.4	2.4	.6
Railroads, line-haul operating	4011		12/84	121.8	121.4	122.1	2.4	.6
Primary products and services		4011-P	12/84	121.8	121.4	122.1	2.4	.6
Freight transportation (Non-TOFC/TOFC)		4011-X	12/96	108.9	108.7	109.4	3.2	.6
Non-trailer on flatcar shipments (Non-TOFC)		4011-1	12/96	109.4	109.0	109.9	3.3	.8
Farm products		4011-A01	12/84	132.7	134.4	135.2	6.6	.6
Metallic ores		4011-A02	12/84	105.7	105.4	105.6	1.5	.2
Coal		4011-A03	12/84	111.5	111.3	112.6	2.3	1.2
Non-metallic minerals		4011-A04	12/84	126.4	125.7	126.2	1.0	.4
Food products		4011-A05	12/84	102.0	101.6	102.3	-.4	.7
Lumber and wood products		4011-A06	12/84	124.6	123.7	124.1	3.8	.3
Pulp, paper, and allied products		4011-A07	12/84	124.5	124.4	125.4	2.5	.8
Chemicals and allied products		4011-A08	12/84	131.2	131.1	132.8	5.1	1.3
Petroleum and coal products		4011-A09	12/84	129.3	129.9	130.3	1.8	.3
Stone, clay, glass, and concrete products		4011-B01	12/84	127.6	126.9	127.9	2.8	.8
Primary metal products		4011-B02	12/84	140.6	134.2	134.6	.6	.3
Transportation equipment		4011-B03	12/84	137.6	135.8	137.0	4.7	.9
All other shipments		4011-B04	12/96	117.4	119.4	120.4	6.7	.8
Trailer on flatcar shipments(TOFC)		4011-2	12/96	106.3	107.0	106.5	2.3	-.5
Passenger transportation		4011-3	12/96	117.9	(³)	110.8	-11.9	(³)
First class		4011-301	12/96	107.4	(³)	102.1	-11.1	(³)
Coach		4011-303	12/96	127.8	(³)	115.0	-10.0	(³)
Coach, discount		4011-305	12/96	115.2	(³)	112.8	-14.2	(³)
Motor freight transportation and warehousing	42		06/93	127.4	128.7	128.6	2.5	-.1
Trucking and courier services, except air	421		06/93	127.9	129.2	129.1	2.5	-.1
Local trucking without storage	4212		06/93	117.4	118.6	118.5	2.7	-.1
Primary services		4212-P	06/93	117.6	118.5	118.4	2.5	-.1
General freight trucking		4212-1	06/93	109.6	110.4	111.0	3.0	.5
Waste collection		4212-2	06/93	135.2	137.2	136.6	4.0	-.4
Dump trucking		4212-3	06/93	122.0	122.0	122.0	1.3	0
Other local trucking without storage		4212-4	06/93	104.4	104.6	104.3	.5	-.3
Other receipts		4212-SM	06/93	114.4	119.7	121.0	6.2	1.1
Trucking, except local	4213		06/92	130.6	132.4	132.1	2.2	-.2
Primary services		4213-P	06/92	131.1	132.8	132.5	2.2	-.2
Household goods moving		4213-2	06/92	144.9	144.8	145.1	3.5	.2
General freight trucking		4213-3	06/92	135.1	137.7	137.2	2.3	-.4
Less than truckload		4213-311	06/92	164.9	170.3	168.0	1.8	-1.4
Truckload		4213-312	06/92	111.4	112.9	113.0	2.5	.1
Other trucking, except local		4213-6	06/01	101.0	101.2	101.1	1.0	-.1
Other receipts		4213-SM	06/92	123.1	123.6	123.4	2.2	-.2
Local trucking with storage	4214		06/93	118.3	119.9	120.0	.4	.1
Primary services		4214-P	06/93	118.7	120.4	120.4	.4	0
Household goods moving		4214-2	06/01	101.7	102.0	102.0	-2.2	0
Other local trucking with storage		4214-3	06/01	103.3	106.0	106.0	3.1	0
Other receipts		4214-SM	06/93	115.1	115.1	115.1	1.6	0
Courier services, except by air	4215		12/92	145.2	145.0	145.5	4.4	.3
Primary services		4215-P	12/92	146.0	145.8	146.3	4.4	.3
Local courier services		4215-1	12/92	128.3	128.7	128.8	.1	.1
Hub and spoke, intercity courier services		4215-2	12/92	150.7	150.4	151.0	4.9	.4
Other receipts		4215-SM	12/92	163.6	(³)	163.7	.1	(³)
Public warehousing and storage	422		06/93	116.9	117.7	117.9	1.2	.2
Farm product warehousing and storage	4221		12/92	115.9	116.3	116.3	.3	0
Primary services		4221-P	12/92	116.3	116.7	116.7	.4	0
Warehousing and storage of cotton, wool, and mohair		4221-3	12/92	110.3	110.3	110.3	0	0
Warehousing and storage of other farm products		4221-4	06/00	107.4	107.9	107.9	.6	0
Other receipts		4221-SM	12/92	108.8	(³)	108.8	0	(³)
Refrigerated warehousing and storage	4222		12/91	109.7	109.8	109.8	.4	0
Primary services		4222-P	12/91	109.4	109.4	109.5	.4	.1
Commodities in cold storage		4222-2	12/91	109.8	109.9	109.9	.4	0
Fruits, including frozen juices		4222-201	12/98	112.9	113.4	113.4	1.1	0
Vegetables, including potatoes		4222-202	12/98	103.0	103.0	103.0	.1	0
Meat, poultry, and fish		4222-203	12/98	104.6	104.7	104.6	.3	-.1
Prepared foods		4222-206	12/91	108.5	108.6	108.5	.2	-.1

See footnotes at end of table.

Table 5. Producer price indexes for the net output of selected industries and their products, not seasonally adjusted
—Continued

Industry and product ¹	Industry code	Product code	Index base	Index			Percent change to Oct. 2003 from:	
				June 2003 ²	Sep. 2003 ²	Oct. 2003 ²	Oct. 2002	Sep. 2003
Refrigerated warehousing and storage—Continued								
Other commodities in cold storage		4222-209	12/98	99.8	99.7	99.8	0.4	0.1
Storage related services		4222-3	12/91	106.4	106.4	106.4	.1	0
Other receipts		4222-SM	12/91	115.7	115.7	115.7	.3	0
General warehousing and storage	4225		06/93	120.7	121.6	122.0	1.5	.3
Primary services		4225-P	06/93	121.0	122.0	122.3	1.5	.2
General warehousing and storage of goods		4225-1	06/93	109.1	109.1	109.8	.9	.6
Self-storage		4225-2	06/93	147.3	150.8	150.4	2.5	-.3
Other receipts		4225-SM	06/93	116.5	116.5	116.5	1.0	0
United States Postal Service	43		06/89	155.0	155.0	155.0	0	0
United States Postal Service	4311		06/89	155.0	155.0	155.0	0	0
Primary services		4311-P	06/89	155.0	155.0	155.0	0	0
First class mail		4311-1	06/89	146.8	146.8	146.8	0	0
Letter mail		4311-111	06/89	143.0	143.0	143.0	0	0
Post cards		4311-112	06/89	155.1	155.1	155.1	0	0
Priority mail		4311-113	06/89	172.3	172.3	172.3	0	0
Periodicals (second class mail)		4311-2	06/89	202.5	202.5	202.5	0	0
In county mail		4311-211	06/89	142.1	142.1	142.1	0	0
Regular rate mail		4311-212	06/89	206.0	206.0	206.0	0	0
Nonprofit rate mail		4311-213	06/89	208.0	208.0	208.0	0	0
Classroom rate mail		4311-214	06/89	144.6	144.6	144.6	0	0
Periodical mailing fees		4311-299	06/89	86.5	86.5	86.5	0	0
Standard class A (third class mail)		4311-3	06/89	169.7	169.7	169.7	0	0
Regular bulk mail		4311-312	06/89	168.8	168.8	168.8	0	0
Nonprofit bulk mail		4311-313	06/89	174.4	174.4	174.4	0	0
Standard class A mailing fees		4311-399	06/89	250.0	250.0	250.0	0	0
Standard class B (fourth class mail)		4311-4	06/89	163.9	163.9	163.9	0	0
Parcel post		4311-411	06/89	180.3	180.3	180.3	0	0
Bound printed matter		4311-412	06/89	135.7	135.7	135.7	0	0
Special rate mail		4311-413	06/89	139.6	139.6	139.6	0	0
Library rate mail		4311-414	06/89	191.1	191.1	191.1	0	0
International mail		4311-5	06/89	116.9	116.9	116.9	0	0
International air mail		4311-511	06/89	106.4	106.4	106.4	0	0
International surface mail		4311-512	06/89	185.4	185.4	185.4	0	0
Terminal dues and transit fees		4311-513	06/89	100.0	100.0	100.0	0	0
Special services and fees		4311-6	06/89	177.7	177.7	177.7	0	0
Special services		4311-611	06/89	179.9	179.9	179.9	0	0
Domestic mail fees		4311-612	06/89	160.4	160.4	160.4	0	0
Other services and fees		4311-613	06/89	181.6	181.6	181.6	0	0
Express mail		4311-912	06/89	156.1	156.1	156.1	0	0
Mailgram service		4311-913	06/89	75.0	75.0	75.0	0	0
Water transportation	44		12/92	147.6	151.7	151.7	7.6	0
Deep sea foreign transportation of freight	441		12/96	192.6	201.3	201.3	15.2	0
Deep sea foreign transportation of freight	4412		06/88	223.7	233.6	233.7	15.2	0
Primary services		4412-P	06/88	228.5	238.8	238.8	15.3	0
Inbound services		4412-1	06/88	320.1	339.5	339.5	21.2	0
Outbound services		4412-2	06/88	143.8	144.2	144.3	3.9	.1
Deep sea domestic transportation of freight	442		12/96	116.6	116.5	116.5	2.3	0
Deep sea domestic transportation of freight	4424		06/88	145.2	145.1	145.1	2.3	0
Primary services		4424-P	06/88	145.3	145.3	145.3	1.6	0
Other receipts		4424-SM	06/88	133.8	133.8	(³)	(³)	(³)
Freight transportation, Great Lakes-St Lawrence Seaway	443		12/96	101.3	101.1	101.3	.2	.2
Freight transportation on the Great Lakes/St. Lawrence Seaway	4432		12/91	106.4	106.2	106.4	.2	.2
Primary services		4432-P	12/91	106.4	106.2	106.4	.2	.2
Freight transportation on the Great Lakes/St. Lawrence Seaway		4432-3	12/98	99.0	98.8	99.0	.2	.2
Water transportation of freight, n.e.c.	444		12/96	113.0	116.7	117.3	-.3	.5
Water transportation of freight, n.e.c.	4449		12/90	120.6	124.6	125.2	-.2	.5
Primary services		4449-P	12/90	120.0	123.9	124.6	-.3	.6
Mississippi River transportation		4449-1	12/90	119.8	124.7	125.5	-2.2	.6
Coal		4449-141	12/90	96.4	96.8	95.6	-8.6	-1.2
Refined petroleum products		4449-151	12/90	137.0	138.6	139.4	6.7	.6
Other Mississippi River transportation		4449-171	12/90	132.1	142.3	144.8	-1.4	1.8
Atlantic inland, Pacific inland, and other water transportation of freight, n.e.c.		4449-9	06/98	116.2	116.2	116.2	6.8	0
Other receipts		4449-SM	12/90	121.9	126.3	126.3	1.4	0

See footnotes at end of table.

Table 5. Producer price indexes for the net output of selected industries and their products, not seasonally adjusted
—Continued

Industry and product ¹	Industry code	Product code	Index base	Index			Percent change to Oct. 2003 from:	
				June 2003 ²	Sep. 2003 ²	Oct. 2003 ²	Oct. 2002	Sep. 2003
Marine cargo handling	4491		12/91	110.9	111.5	111.7	0.9	0.2
Primary services		4491-P	12/91	111.4	112.0	112.2	.9	.2
Stevedoring services		4491-3	12/98	101.9	102.6	102.7	.4	.1
Containers		4491-301	12/98	101.3	102.8	102.9	1.0	.1
Other stevedoring services		4491-307	12/98	102.1	102.3	102.5	.1	.2
Wharfage		4491-4	12/98	111.8	112.0	112.4	1.5	.4
Other marine cargo handling services		4491-7	12/98	108.0	108.4	108.4	1.8	0
Other receipts		4491-SM	12/91	114.4	114.7	114.7	.3	0
Tugging and towing services	4492		12/92	128.4	131.1	130.4	1.5	-.5
Primary services		4492-P	12/92	129.8	132.6	131.9	1.5	-.5
Vessel docking and undocking services		4492-3	12/92	126.2	130.1	129.4	2.1	-.5
Other tugging and towing services		4492-4	12/92	136.5	136.9	136.2	.4	-.5
Other receipts		4492-SM	12/92	121.3	121.9	121.4	-.2	-.4
Transportation by air	45		12/92	162.3	162.9	164.1	2.5	.7
Air transportation, scheduled and air courier services	451		12/89	198.7	199.5	200.8	2.4	.7
Air transportation, scheduled	4512		12/89	206.1	207.0	208.4	2.4	.7
Primary services		4512-P	12/89	212.7	213.7	215.1	2.7	.7
Scheduled air cargo transportation		4512-1	12/87	123.9	123.9	124.0	1.9	.1
Property		4512-111	12/87	127.8	127.8	127.9	1.3	.1
Mail		4512-112	12/87	114.5	114.6	114.6	4.7	0
Scheduled air passenger transportation		4512-2	12/89	220.9	222.0	223.7	2.8	.8
Domestic		4512-211	12/89	228.0	230.6	232.0	3.4	.6
First class, including business		4512-21106	12/99	121.9	121.9	122.0	.8	.1
Coach		4512-21107	12/99	128.0	129.8	130.7	4.0	.7
International		4512-212	12/89	185.0	182.6	184.7	1.0	1.2
Air courier services	4513		12/89	140.6	140.5	141.2	2.5	.5
Primary services		4513-P	12/87	143.5	143.3	144.0	2.6	.5
Domestic air courier services		4513-2	12/98	127.6	127.5	128.0	2.2	.4
International air courier services		4513-3	12/98	116.9	116.9	117.8	3.8	.8
Air transportation, nonscheduled	452		12/96	117.0	118.1	118.3	2.7	.2
Air transportation, nonscheduled	4522		06/92	124.8	126.0	126.2	2.7	.2
Primary services		4522-P	06/92	125.8	126.0	126.7	2.9	.6
Passenger and freight charter, including air taxi		4522-5	12/00	106.3	106.3	106.3	2.7	0
Air ambulance		4522-6	06/92	138.5	140.4	146.3	7.2	4.2
Air sightseeing and other services		4522-7	12/00	110.7	110.7	110.7	.4	0
Other receipts		4522-SM	06/92	120.2	124.8	123.7	2.2	-.9
Airports, flying fields, and airport terminal services	458		12/96	126.3	125.9	128.7	3.6	2.2
Airports, flying fields, and airport terminal services	4581		06/92	135.2	134.7	137.7	3.7	2.2
Primary services		4581-P	06/92	134.5	133.9	137.3	4.2	2.5
Services provided by airports		4581-1	06/92	140.6	139.5	145.8	4.3	4.5
Lease space for concessions		4581-11111	06/92	156.7	145.0	163.8	3.7	13.0
Services rendered to air passenger and cargo carriers		4581-11112	06/92	143.5	147.7	148.5	5.2	.5
Other airport services		4581-11113	06/92	95.8	98.3	97.8	2.3	-.5
Aircraft services		4581-2	06/92	125.8	126.1	125.8	4.0	-.2
Fuels and lubricants		4581-211	06/92	135.0	136.7	135.3	8.9	-1.0
Aircraft maintenance and repair		4581-212	06/92	125.2	125.2	125.2	1.5	0
Ramp service, aircraft parking, tiedown and storage		4581-213	06/92	120.9	121.3	120.9	1.5	-.3
Other aircraft services		4581-214	06/92	134.4	134.4	134.3	12.0	-.1
Other receipts		4581-SM	06/92	150.1	150.0	150.0	-.1	0
Pipelines, except natural gas	46		12/86	111.9	112.2	112.1	-.5	-.1
Crude petroleum pipelines	4612		06/86	111.4	111.7	111.1	-1.4	-.5
Primary services		4612-P	06/86	109.5	109.8	109.1	-1.9	-.6
Pipeline transportation of crude petroleum		4612-3	06/86	106.3	106.5	105.9	-1.9	-.6
Trans-Alaskan Pipeline System transportation		4612-311	06/86	95.5	95.5	95.5	-4.9	0
Pipeline transportation of crude petroleum, except on the TAPS		4612-312	06/86	123.6	124.1	123.0	-.2	-.9
Other receipts		4612-SM	06/86	133.1	134.6	134.2	2.4	-.3
Refined petroleum pipelines	4613		06/86	112.9	112.9	113.8	1.2	.8
Primary services		4613-P	06/86	113.1	113.1	114.0	1.2	.8
Pipeline transportation of refined petroleum products		4613-1	06/86	114.7	114.7	115.6	1.1	.8
Other receipts		4613-SM	02/94	109.2	(³)	(³)	(³)	(³)
Travel agencies	4724		12/89	112.6	112.0	112.4	-.4	.4
Primary services		4724-P	12/89	113.2	112.5	113.0	-.4	.4
Airline arrangements		4724-1	12/89	96.8	97.1	97.1	-.8	0
Domestic flights		4724-111	12/89	109.5	109.9	109.9	-2.3	0

See footnotes at end of table.

Table 5. Producer price indexes for the net output of selected industries and their products, not seasonally adjusted
—Continued

Industry and product ¹	Industry code	Product code	Index base	Index			Percent change to Oct. 2003 from:	
				June 2003 ²	Sep. 2003 ²	Oct. 2003 ²	Oct. 2002	Sep. 2003
Travel agencies—Continued								
Business domestic airline bookings		4724-11101	06/02	95.4	95.4	95.4	-2.6	0.0
Leisure domestic airline bookings		4724-11102	06/02	95.5	96.2	96.2	-2.1	0
International flights		4724-112	12/89	58.6	58.6	58.6	5.6	0
Business international airline bookings		4724-11201	06/02	96.3	96.3	96.3	13.4	0
Leisure international airline bookings		4724-11202	06/02	95.6	95.6	95.6	.3	0
Other travel arrangements, except airline		4724-2	12/89	159.2	157.4	158.4	-.1	.6
Hotel and car rental bookings		4724-211	12/89	174.1	170.3	170.5	-3.6	.1
Cruise and tour bookings		4724-222	06/02	99.1	98.8	100.2	4.0	1.4
Other travel arrangements and service fees		4724-233	06/02	100.8	100.8	100.9	-.1	.1
Other receipts		4724-SM	06/02	100.3	100.3	100.3	0	0
Arrangement of transportation of freight and cargo	473		12/96	97.7	97.5	98.9	1.0	1.4
Freight transportation arrangement	4731		12/94	99.7	99.5	100.9	1.0	1.4
Primary services		4731-P	12/94	99.5	99.3	100.7	1.0	1.4
Freight forwarding		4731-1	12/94	98.2	97.8	101.0	2.3	3.3
Arrangement of freight and cargo n.e.c.		4731-2	12/94	100.9	100.9	100.9	0	0
Other receipts		4731-SM	06/01	103.8	(³)	(³)	(³)	(³)
Communications	48		06/01	97.8	97.2	97.3	-.2	.1
Telephone communications	481		06/99	88.4	88.3	87.7	-.5	-.7
Wireless telecommunications	4812		06/99	92.4	92.7	92.1	-1.7	-.6
Primary services		4812-P	06/99	92.4	92.7	92.1	-1.7	-.6
Cellular and other wireless voice grade services		4812-1	06/99	91.3	91.6	90.9	-1.9	-.8
Paging services		4812-2	06/99	104.4	105.3	105.3	.9	0
Telephone communications, except radiotelephone	4813		06/95	85.9	85.7	85.2	-.4	-.6
Primary products		4813-P	06/95	85.9	85.7	85.2	-.4	-.6
Local service, except private lines		4813-1	06/95	105.0	105.2	105.2	1.2	0
Residence local service		4813-111	06/95	107.9	108.2	108.2	1.9	0
Business local service		4813-112	06/95	101.6	101.6	101.6	.5	0
Coin local service		4813-113	06/95	103.9	103.9	103.9	0	0
Other local service		4813-114	06/95	112.6	112.6	112.8	.2	.2
Directory assistance		4813-11401	06/95	119.9	119.9	120.3	.3	.3
Other local service, except directory assistance		4813-11409	06/95	100.0	100.0	(³)	(³)	(³)
Public switched toll service		4813-2	06/95	69.7	69.2	68.2	-2.2	-1.4
Residence switched toll service		4813-21	06/95	78.9	78.0	77.3	.3	-.9
Intrastate residence switched toll service		4813-211	06/95	87.1	86.0	85.6	-11.6	-.5
Interstate residence switched toll service		4813-212	06/95	80.7	79.6	78.7	23.7	-1.1
International residence switched toll service		4813-213	06/95	33.8	33.5	32.2	-18.3	-3.9
Business switched toll service		4813-22	06/95	58.7	58.7	57.4	-.4	-2.2
Business switched access toll service		4813-221	06/95	68.3	67.7	66.5	-.6	-1.8
Outbound business switched access toll service		4813-2211	06/95	63.0	61.3	61.1	-10.5	-.3
Intrastate business switched access toll service, outbound		4813-22111	06/95	89.2	88.8	88.7	-.3	-.1
Interstate business switched access toll service, outbound		4813-22112	06/95	37.8	34.4	35.5	-27.4	3.2
International business switched access toll service, outbound		4813-22113	06/95	39.8	38.1	35.0	-18.6	-8.1
Inbound business switched access toll service		4813-2212	06/95	77.4	78.6	75.8	-.1	-3.6
Intrastate business switched access toll service, inbound		4813-22121	06/95	64.6	67.2	64.3	2.7	-.4
Interstate business switched access toll service, inbound		4813-22122	06/95	66.4	65.8	62.7	-2.0	-.7
International business switched access toll service, inbound		4813-22123	06/95	54.8	68.8	59.8	2.4	-13.1
Business special access switched toll service, except private lines		4813-222	06/95	42.6	43.5	41.9	-3.2	-3.7
Outbound business special access switched toll service		4813-2221	06/95	35.9	38.6	36.7	-.3	-.9
Intrastate business special access switched toll service, outbound		4813-22211	06/95	44.2	50.5	46.2	.9	-8.5
Interstate business special access switched toll service, outbound		4813-22212	06/95	26.2	29.0	28.4	5.2	-2.1
International business special access switched toll service, outbound ..		4813-22213	06/95	31.7	34.0	29.8	-9.7	-12.4
Inbound business special access switched toll service		4813-2222	06/95	54.7	51.7	51.0	-6.9	-1.4
Intrastate business special access switched toll service, inbound		4813-22221	06/95	46.9	52.3	48.1	1.9	-8.0
Interstate business special access switched toll service, inbound		4813-22222	06/95	47.5	40.4	40.2	-15.5	-.5
International business special access switched toll service, inbound ..		4813-22223	06/95	55.4	56.2	58.6	-20.3	4.3
Other toll service		4813-29	06/95	86.9	84.9	84.1	-12.3	-.9
Private line service		4813-3	06/95	101.3	101.2	101.2	-.1	0
Intrastate private line service		4813-31	06/95	103.7	103.6	103.6	-.1	0
LEC intrastate private line service		4813-311	06/95	104.2	104.1	104.1	-.1	0
Other telephone services		4813-9	06/95	101.9	101.9	101.9	0	0
Directory advertising		4813-91	06/95	102.3	102.3	102.3	0	0
Other telephone services		4813-99	06/95	100.0	100.0	(³)	(³)	(³)
Radio and television broadcasting stations	483		06/01	100.8	98.6	102.6	.3	4.1
Radio broadcasting	4832		06/88	180.1	177.3	179.1	2.1	1.0
Primary services		4832-P	06/88	179.9	177.1	178.9	2.1	1.0
Local station time sales		4832-1	06/88	184.7	182.2	184.2	2.9	1.1
Local advertising		4832-102	12/95	137.4	137.1	137.6	2.3	.4
National and regional advertising		4832-104	12/95	129.9	123.7	128.1	4.8	3.6

See footnotes at end of table.

Table 5. Producer price indexes for the net output of selected industries and their products, not seasonally adjusted

—Continued

Industry and product ¹	Industry code	Product code	Index base	Index			Percent change to Oct. 2003 from:	
				June 2003 ²	Sep. 2003 ²	Oct. 2003 ²	Oct. 2002	Sep. 2003
Radio broadcasting—Continued								
Network time sales		4832-3	12/95	148.2	142.6	142.6	-7.2	0.0
Other radio services (including sale of programming)		4832-4	06/88	135.0	(³)	(³)	(³)	(³)
Television broadcasting stations	4833		06/01	100.2	97.6	102.8	-.4	5.3
Primary services		4833-P	06/01	100.7	97.8	103.1	.3	5.4
Local television station services		4833-1	06/01	101.3	99.4	105.7	-4.2	6.3
Television station advertising sales		4833-101	06/01	102.6	99.9	108.9	-5.4	9.0
Network television affiliate services		4833-102	06/01	96.3	96.3	96.3	-.7	0
Network television and national syndication services		4833-2	06/01	100.2	96.4	100.8	5.1	4.6
Other receipts		4833-SM	06/01	83.3	(³)	(³)	(³)	(³)
Cable and other pay television services	484		12/96	128.7	126.9	127.7	1.8	.6
Cable and other pay television services	4841		06/93	135.0	133.2	134.0	1.7	.6
Primary services		4841-P	06/93	134.1	132.3	133.1	2.0	.6
Cable and satellite subscriber services		4841-1	06/93	131.3	131.7	131.8	3.0	.1
Cable advertising services		4841-2	06/93	166.2	145.3	152.5	-7.5	5.0
Local cable system advertising services		4841-201	06/93	143.4	145.7	149.0	10.6	2.3
Cable network advertising services		4841-202	06/93	175.3	145.0	153.8	-13.1	6.1
Cable network affiliate services		4841-3	06/93	136.6	136.6	136.6	6.6	0
Other receipts		4841-SM	06/00	108.5	108.5	108.5	4.3	0
Electric power and natural gas utilities	4981		12/90	135.0	135.5	133.5	12.3	-1.5
Primary products		4981-P	12/90	135.6	135.8	133.8	12.3	-1.5
Electric power		4981-1	12/90	123.5	126.6	123.9	5.9	-2.1
Sales to ultimate consumers		4981-1A	12/90	123.5	126.6	123.9	5.9	-2.1
Residential		4981-11	12/90	122.4	124.1	121.7	5.3	-1.9
New England		4981-111	12/90	113.3	116.0	116.6	8.3	.5
Investor owned utilities		4981-11131	12/90	113.9	116.7	117.3	8.7	.5
Non-investor owned utilities		4981-11141	12/90	104.5	106.5	106.6	1.7	.1
Middle Atlantic		4981-112	12/90	116.3	117.8	115.9	5.6	-1.6
Investor owned utilities		4981-11231	12/90	116.5	118.0	116.1	5.6	-1.6
Non-investor owned utilities		4981-11241	12/90	97.1	101.7	102.3	-1.9	.6
East North Central		4981-113	12/90	111.5	113.5	111.3	2.2	-1.9
Investor owned utilities		4981-11331	12/90	111.2	113.4	111.0	2.1	-2.1
Non-investor owned utilities		4981-11341	12/90	116.8	115.0	115.6	2.6	.5
West North Central		4981-114	12/90	125.1	125.6	116.1	15.5	-7.6
Investor owned utilities		4981-11431	12/90	125.5	124.9	115.4	17.6	-7.6
Non-investor owned utilities		4981-11441	12/90	123.5	128.9	119.5	6.9	-7.3
South Atlantic		4981-115	12/90	118.1	121.2	116.5	3.6	-3.9
Investor owned utilities		4981-11531	12/90	118.6	121.9	116.8	3.6	-4.2
Non-investor owned utilities		4981-11541	12/90	113.1	115.0	113.6	3.1	-1.2
East South Central		4981-116	12/90	118.0	119.2	122.4	5.6	2.7
Investor owned utilities		4981-11631	12/90	118.6	120.5	121.4	5.0	.7
Non-investor owned utilities		4981-11641	12/90	116.8	116.6	124.1	6.7	6.4
West South Central		4981-117	12/90	143.0	145.0	141.1	10.8	-2.7
Investor owned utilities		4981-11731	12/90	144.0	147.5	143.9	11.2	-2.4
Non-investor owned utilities		4981-11741	12/90	134.9	125.9	120.6	6.9	-4.2
Mountain		4981-118	12/90	116.8	117.3	116.8	.3	-.4
Investor owned utilities		4981-11831	12/90	112.3	113.1	112.6	.1	-.4
Non-investor owned utilities		4981-11841	12/90	136.8	135.9	135.4	1.0	-.4
Pacific		4981-119	12/90	129.6	129.4	130.6	1.4	.9
Investor owned utilities		4981-11931	12/90	125.1	124.8	126.5	1.4	1.4
Non-investor owned utilities		4981-11941	12/90	144.6	144.8	144.3	1.4	-.3
Commercial		4981-12	12/90	125.3	130.4	127.4	6.5	-2.3
New England		4981-121	12/90	125.1	128.2	127.4	8.9	-.6
Investor owned utilities		4981-12131	12/90	126.4	129.5	128.7	9.4	-.6
Non-investor owned utilities		4981-12141	12/90	100.9	103.3	103.5	0	.2
Middle Atlantic		4981-122	12/90	115.3	119.0	115.6	3.7	-2.9
Investor owned utilities		4981-12231	12/90	115.5	119.3	115.8	3.8	-2.9
Non-investor owned utilities		4981-12241	12/90	90.1	93.3	93.7	4.7	.4
East North Central		4981-123	12/90	114.6	119.8	117.2	3.1	-2.2
Investor owned utilities		4981-12331	12/90	114.6	120.1	117.7	3.2	-2.0
Non-investor owned utilities		4981-12341	12/90	114.6	114.5	109.9	1.0	-4.0
West North Central		4981-124	12/90	116.0	117.1	104.1	11.2	-11.1
Investor owned utilities		4981-12431	12/90	117.4	117.8	103.4	12.4	-12.2
Non-investor owned utilities		4981-12441	12/90	111.3	114.7	107.0	7.5	-6.7
South Atlantic		4981-125	12/90	109.6	112.1	110.7	4.2	-1.2
Investor owned utilities		4981-12531	12/90	110.2	112.9	111.7	4.5	-1.1
Non-investor owned utilities		4981-12541	12/90	105.0	106.6	104.1	3.3	-2.3
East South Central		4981-126	12/90	109.2	109.3	113.8	7.1	4.1
Investor owned utilities		4981-12631	12/90	109.1	109.3	111.4	5.5	1.9
Non-investor owned utilities		4981-12641	12/90	109.3	109.3	120.9	11.5	10.6
West South Central		4981-127	12/90	143.8	150.4	140.5	12.9	-6.6
Investor owned utilities		4981-12731	12/90	147.9	155.6	144.4	13.5	-7.2
Non-investor owned utilities		4981-12741	12/90	116.5	116.3	114.6	7.6	-1.5

See footnotes at end of table.

Table 5. Producer price indexes for the net output of selected industries and their products, not seasonally adjusted
—Continued

Industry and product ¹	Industry code	Product code	Index base	Index			Percent change to Oct. 2003 from:	
				June 2003 ²	Sep. 2003 ²	Oct. 2003 ²	Oct. 2002	Sep. 2003
Electric power and natural gas utilities—Continued								
Mountain		4981-128	12/90	110.2	109.7	109.8	2.2	0.1
Investor owned utilities		4981-12831	12/90	106.7	106.1	106.1	2.5	0
Non-investor owned utilities		4981-12841	12/90	129.3	129.6	130.1	1.2	.4
Pacific		4981-129	12/90	159.4	175.9	175.7	9.9	-.1
Investor owned utilities		4981-12931	12/90	169.5	191.4	190.8	12.2	-.3
Non-investor owned utilities		4981-12941	12/90	121.8	122.4	123.3	1.3	.7
Industrial		4981-13	12/90	124.7	128.0	125.2	6.4	-2.2
New England		4981-131	12/90	109.8	112.6	112.5	10.0	-.1
Investor owned utilities		4981-13131	12/90	110.8	114.0	113.8	11.9	-.2
Non-investor owned utilities		4981-13141	12/90	103.5	104.1	104.6	-.2	.5
Middle Atlantic		4981-132	12/90	114.3	117.4	115.3	6.2	-1.8
Investor owned utilities		4981-13231	12/90	113.7	115.8	113.0	4.3	-2.4
East North Central		4981-133	12/90	118.3	124.9	122.2	2.9	-2.2
Investor owned utilities		4981-13331	12/90	118.8	125.5	122.7	2.9	-2.2
Non-investor owned utilities		4981-13341	12/90	107.5	112.7	110.8	2.5	-1.7
West North Central		4981-134	12/90	115.0	112.3	107.0	10.1	-4.7
Investor owned utilities		4981-13431	12/90	116.2	111.8	106.5	10.5	-4.7
Non-investor owned utilities		4981-13441	12/90	109.7	114.2	109.0	8.8	-4.6
South Atlantic		4981-135	12/90	110.6	112.7	109.7	2.3	-2.7
Investor owned utilities		4981-13531	12/90	111.8	114.0	110.7	2.5	-2.9
Non-investor owned utilities		4981-13541	12/90	100.9	102.1	101.1	1.4	-1.0
East South Central		4981-136	12/90	105.7	106.3	108.7	4.0	2.3
Investor owned utilities		4981-13631	12/90	102.2	103.6	103.6	3.7	0
Non-investor owned utilities		4981-13641	12/90	108.4	108.4	112.7	4.2	4.0
West South Central		4981-137	12/90	167.6	175.5	164.8	19.7	-6.1
Investor owned utilities		4981-13731	12/90	171.7	180.8	168.9	20.2	-6.6
Non-investor owned utilities		4981-13741	12/90	128.5	124.9	125.2	11.5	.2
Mountain		4981-138	12/90	107.2	107.2	107.3	3.0	.1
Investor owned utilities		4981-13831	12/90	105.1	105.6	105.5	2.9	-.1
Non-investor owned utilities		4981-13841	12/90	120.8	118.1	119.0	2.9	.8
Pacific		4981-139	12/90	147.0	149.7	149.5	1.3	-.1
Investor owned utilities		4981-13931	12/90	168.6	172.5	172.2	1.6	-.2
Non-investor owned utilities		4981-13941	12/90	104.5	105.0	105.1	.6	.1
Other ultimate consumers		4981-14	12/90	114.7	117.2	115.4	4.9	-1.5
New England		4981-141	12/90	115.8	117.7	112.7	-1.2	-4.2
Investor owned utilities		4981-14131	12/90	116.1	118.6	112.6	-1.3	-5.1
Non-investor owned utilities		4981-14141	12/90	114.1	113.1	113.1	-.6	0
Middle Atlantic		4981-142	12/90	94.9	95.0	95.3	2.3	.3
Investor owned utilities		4981-14231	12/90	104.9	105.2	105.9	4.7	.7
Non-investor owned utilities		4981-14241	12/90	84.8	(³)	(³)	(³)	(³)
East North Central		4981-143	12/90	121.4	126.0	125.7	3.7	-.2
Investor owned utilities		4981-14331	12/90	121.3	126.2	126.1	3.9	-.1
Non-investor owned utilities		4981-14341	12/90	120.5	119.4	116.2	.4	-2.7
West North Central		4981-144	12/90	119.1	119.4	111.5	4.3	-6.6
Investor owned utilities		4981-14431	12/90	115.4	115.0	112.0	5.3	-2.6
Non-investor owned utilities		4981-14441	12/90	126.1	127.6	110.7	2.5	-13.2
South Atlantic		4981-145	12/90	109.2	110.8	109.8	1.9	-.9
Investor owned utilities		4981-14531	12/90	110.1	111.6	110.5	1.7	-1.0
Non-investor owned utilities		4981-14541	12/90	100.3	102.7	102.6	5.2	-.1
East South Central		4981-146	12/90	106.8	106.9	109.0	8.9	2.0
Investor owned utilities		4981-14631	12/90	112.6	112.7	114.1	11.1	1.2
Non-investor owned utilities		4981-14641	12/90	94.0	94.0	97.6	3.8	3.8
West South Central		4981-147	12/90	121.2	126.9	119.7	14.9	-5.7
Investor owned utilities		4981-14731	12/90	122.0	128.1	120.2	15.6	-6.2
Non-investor owned utilities		4981-14741	12/90	112.6	113.9	113.4	7.8	-.4
Mountain		4981-148	12/90	134.7	136.1	136.4	1.4	.2
Investor owned utilities		4981-14831	12/90	128.4	130.3	130.3	.5	0
Non-investor owned utilities		4981-14841	12/90	152.0	152.0	153.2	3.8	.8
Pacific		4981-149	12/90	126.8	130.9	131.0	2.9	.1
Investor owned utilities		4981-14931	12/90	143.0	151.1	150.3	5.0	-.5
Non-investor owned utilities		4981-14941	12/90	114.1	115.0	115.8	.9	.7
Natural gas		4981-2	12/90	169.4	163.9	163.1	23.8	-.5
Sales to ultimate consumers		4981-2A	12/90	175.1	168.9	167.2	25.9	-1.0
Residential		4981-21	12/90	174.5	170.2	169.0	24.9	-.7
New England		4981-211	12/90	159.4	158.4	155.4	34.5	-1.9
Investor owned utilities		4981-21131	12/90	159.7	158.5	155.5	34.9	-1.9
Middle Atlantic		4981-212	12/90	166.0	160.5	161.0	14.8	.3
Investor owned utilities		4981-21231	12/90	165.7	160.2	160.7	14.8	.3
East North Central		4981-213	12/90	176.6	172.9	171.6	26.0	-.8
Investor owned utilities		4981-21331	12/90	176.0	172.2	170.9	26.1	-.8
West North Central		4981-214	12/90	196.9	190.8	187.4	30.8	-1.8
Investor owned utilities		4981-21431	12/90	199.9	193.9	190.7	32.3	-1.7
Non-investor owned utilities		4981-21441	12/90	161.8	153.7	148.7	12.6	-3.3
South Atlantic		4981-215	12/90	206.5	200.4	200.6	39.2	.1
Investor owned utilities		4981-21531	12/90	213.2	206.6	206.6	41.8	0
Non-investor owned utilities		4981-21541	12/90	139.4	138.4	141.1	11.3	2.0

See footnotes at end of table.

Table 5. Producer price indexes for the net output of selected industries and their products, not seasonally adjusted

—Continued

Industry and product ¹	Industry code	Product code	Index base	Index			Percent change to Oct. 2003 from:	
				June 2003 ²	Sep. 2003 ²	Oct. 2003 ²	Oct. 2002	Sep. 2003
Electric power and natural gas utilities—Continued								
East South Central		4981-216	12/90	189.5	191.2	196.6	30.7	2.8
Investor owned utilities		4981-21631	12/90	191.9	191.6	197.8	34.0	3.2
Non-investor owned utilities		4981-21641	12/90	182.7	189.7	192.6	22.7	1.5
West South Central		4981-217	12/90	130.9	125.0	122.3	32.4	-2.2
Investor owned utilities		4981-21731	12/90	124.7	118.8	118.5	33.0	-3
Non-investor owned utilities		4981-21741	12/90	193.3	187.3	159.9	27.5	-14.6
Mountain		4981-218	12/90	153.2	153.3	159.8	24.3	4.2
Investor owned utilities		4981-21831	12/90	154.9	154.7	159.1	23.3	2.8
Non-investor owned utilities		4981-21841	12/90	129.4	133.5	167.3	36.7	25.3
Pacific		4981-219	12/90	185.9	180.8	172.1	14.1	-4.8
Investor owned utilities		4981-21931	12/90	186.1	180.9	172.1	14.0	-4.9
Commercial		4981-22	12/90	177.2	172.7	170.0	24.8	-1.6
New England		4981-221	12/90	173.1	172.3	165.6	37.0	-3.9
Investor owned utilities		4981-22131	12/90	173.7	172.7	165.9	37.4	-3.9
Middle Atlantic		4981-222	12/90	178.5	168.0	161.4	15.5	-3.9
Investor owned utilities		4981-22231	12/90	178.4	167.9	161.4	15.5	-3.9
East North Central		4981-223	12/90	181.9	178.7	177.5	27.2	-7
Investor owned utilities		4981-22331	12/90	181.6	178.2	177.0	27.6	-7
West North Central		4981-224	12/90	189.2	176.2	169.4	28.9	-3.9
Investor owned utilities		4981-22431	12/90	192.4	178.4	171.8	30.5	-3.7
Non-investor owned utilities		4981-22441	12/90	149.9	149.7	141.0	9.9	-5.8
South Atlantic		4981-225	12/90	203.0	197.4	197.8	36.3	.2
Investor owned utilities		4981-22531	12/90	209.1	203.0	203.0	37.7	0
Non-investor owned utilities		4981-22541	12/90	135.4	134.4	139.5	18.1	3.8
East South Central		4981-226	12/90	195.2	194.7	194.3	27.0	-2
Investor owned utilities		4981-22631	12/90	197.5	197.0	195.0	29.5	-1.0
Non-investor owned utilities		4981-22641	12/90	190.5	190.2	192.7	22.0	1.3
West South Central		4981-227	12/90	130.3	124.0	120.9	34.2	-2.5
Investor owned utilities		4981-22731	12/90	124.1	117.8	116.8	34.4	-8
Non-investor owned utilities		4981-22741	12/90	210.3	203.3	171.3	31.0	-15.7
Mountain		4981-228	12/90	149.1	163.6	170.7	25.6	4.3
Investor owned utilities		4981-22831	12/90	151.2	166.5	171.5	24.3	3.0
Non-investor owned utilities		4981-22841	12/90	125.1	130.9	160.6	43.4	22.7
Pacific		4981-229	12/90	173.3	172.8	170.9	12.7	-1.1
Investor owned utilities		4981-22931	12/90	174.0	173.6	171.5	12.5	-1.2
Industrial		4981-23	12/90	185.5	177.6	175.6	27.7	-1.1
New England		4981-231	12/90	143.2	142.8	140.4	38.1	-1.7
Investor owned utilities		4981-23131	12/90	143.1	142.7	140.3	37.7	-1.7
Middle Atlantic		4981-232	12/90	182.3	165.9	160.4	9.6	-3.3
Investor owned utilities		4981-23231	12/90	182.7	166.3	160.8	9.6	-3.3
East North Central		4981-233	12/90	189.4	182.6	179.6	30.1	-1.6
Investor owned utilities		4981-23331	12/90	189.2	182.3	179.2	30.2	-1.7
West North Central		4981-234	12/90	189.1	170.7	159.6	23.9	-6.5
Investor owned utilities		4981-23431	12/90	188.6	170.3	159.1	23.9	-6.6
Non-investor owned utilities		4981-23441	12/90	199.4	178.0	170.2	24.2	-4.4
South Atlantic		4981-235	12/90	203.6	192.2	187.0	36.5	-2.7
Investor owned utilities		4981-23531	12/90	216.5	203.3	196.4	39.8	-3.4
Non-investor owned utilities		4981-23541	12/90	132.6	130.5	134.4	15.6	3.0
East South Central		4981-236	12/90	185.8	177.3	176.7	20.8	-3
Investor owned utilities		4981-23631	12/90	173.4	165.4	163.1	22.8	-1.4
Non-investor owned utilities		4981-23641	12/90	211.9	202.3	205.1	17.7	1.4
West South Central		4981-237	12/90	183.0	174.5	175.9	50.3	.8
Investor owned utilities		4981-23731	12/90	182.6	174.1	175.9	50.5	1.0
Mountain		4981-238	12/90	174.3	173.8	179.4	-1.6	3.2
Investor owned utilities		4981-23831	12/90	174.5	173.9	179.5	-1.8	3.2
Non-investor owned utilities		4981-23841	12/90	148.6	166.5	171.7	62.1	3.1
Pacific		4981-239	12/90	195.7	195.1	196.8	25.4	.9
Investor owned utilities		4981-23931	09/97	227.2	226.4	228.4	25.4	.9
Electric utilities		4981-24	12/90	152.3	140.9	139.8	26.3	-8
East North Central		4981-243	12/90	207.6	169.5	173.6	-3.9	2.4
Investor owned utilities		4981-24331	12/90	207.9	169.8	173.9	-3.9	2.4
West North Central		4981-244	12/90	243.3	215.4	198.0	27.7	-8.1
Investor owned utilities		4981-24431	12/90	273.0	245.2	225.8	30.0	-7.9
Non-investor owned utilities		4981-24441	12/90	198.2	171.1	156.8	23.6	-8.4
Other ultimate consumers		4981-25	12/90	162.1	164.5	164.6	34.8	.1
New England		4981-251	12/90	161.6	157.9	141.1	51.1	-10.6
Middle Atlantic		4981-252	12/90	185.3	181.6	182.5	19.3	.5
Investor owned utilities		4981-25231	12/90	185.3	181.6	182.5	19.3	.5
East North Central		4981-253	12/90	202.1	186.9	183.4	21.0	-1.9
Investor owned utilities		4981-25331	12/90	202.4	187.1	183.5	21.0	-1.9
West North Central		4981-254	12/90	207.8	213.1	203.1	43.6	-4.7
Investor owned utilities		4981-25431	12/90	213.4	221.3	210.4	48.4	-4.9
Non-investor owned utilities		4981-25441	12/90	167.1	154.1	151.0	10.5	-2.0
South Atlantic		4981-255	12/90	192.1	199.7	202.8	44.2	1.6
Non-investor owned utilities		4981-25541	12/90	142.3	142.4	157.0	10.4	10.3
East South Central		4981-256	12/90	219.2	216.1	239.9	52.1	11.0

See footnotes at end of table.

Table 5. Producer price indexes for the net output of selected industries and their products, not seasonally adjusted
—Continued

Industry and product ¹	Industry code	Product code	Index base	Index			Percent change to Oct. 2003 from:	
				June 2003 ²	Sep. 2003 ²	Oct. 2003 ²	Oct. 2002	Sep. 2003
Electric power and natural gas utilities—Continued								
Investor owned utilities		4981-25631	12/90	219.2	217.2	246.9	58.0	13.7
Non-investor utilities		4981-25641	12/90	217.7	210.6	213.9	32.4	1.6
West South Central		4981-257	12/90	161.1	158.9	151.9	54.4	-4.4
Investor owned utilities		4981-25731	12/90	160.5	158.2	151.1	55.9	-4.5
Non-investor owned utilities		4981-25741	12/90	225.6	217.8	222.4	-4.4	2.1
Mountain		4981-258	12/90	154.3	155.3	179.5	40.6	15.6
Investor owned utilities		4981-25831	12/90	178.3	179.5	189.6	50.6	5.6
Non-investor owned utilities		4981-25841	12/90	124.6	125.4	166.1	29.0	32.5
Pacific		4981-259	12/90	117.1	119.8	114.0	28.8	-4.8
Investor owned utilities		4981-25931	12/90	117.1	119.8	114.0	28.8	-4.8
Delivered to ultimate consumers for the account of others (transportation only)		4981-26	12/90	106.1	105.9	111.0	6.2	4.8
Commercial consumer		4981-261	12/90	194.5	194.5	194.5	2.2	0
Investor owned utilities		4981-26111	12/90	198.8	198.8	198.8	2.3	0
Industrial consumer		4981-262	12/90	100.6	100.2	106.9	9.2	6.7
Investor owned utilities		4981-26211	12/90	101.0	100.7	107.5	9.4	6.8
Non-investor owned utilities		4981-26212	12/90	78.0	78.0	78.0	.1	0
Electric utilities		4981-263	12/90	220.6	220.6	220.6	-3.4	0
Investor owned utilities		4981-26311	12/90	220.6	220.6	220.6	-3.4	0
Other consumers		4981-264	12/90	65.4	66.1	66.9	-5.1	1.2
Investor owned utilities		4981-26411	12/90	65.4	66.1	66.9	-5.1	1.2
Utility products and services, other than distribution and transportation		4981-3	12/90	137.0	137.2	137.3	.9	.1
Secondary products and miscellaneous receipts		4981-SM						
Miscellaneous receipts		4981-M	12/90	128.0	128.5	128.6	.6	.1
Scrap and waste materials	5093		12/86	145.2	155.7	159.1	18.3	2.2
Primary products		5093-P	12/86	146.6	157.2	160.6	18.3	2.2
Metal scrap		5093-A	12/86	157.7	173.7	177.7	23.0	2.3
Ferrous scrap		5093-1	12/86	151.7	179.1	182.9	31.3	2.1
Carbon steel scrap		5093-11	12/86	155.6	184.9	186.2	28.6	.7
Heavy melting scrap		5093-111	12/86	142.6	170.9	173.5	31.1	1.5
South		5093-11115	12/86	163.7	192.3	193.3	31.5	.5
West		5093-11116	12/86	121.2	(³)	166.9	43.3	(³)
Pennsylvania, Middle Atlantic, New England		5093-11117	06/96	73.1	90.0	92.7	39.6	3.0
North Central		5093-11118	06/96	80.9	96.5	97.1	25.8	.6
Bundles		5093-112	12/86	161.3	189.8	190.6	26.5	.4
South		5093-11215	12/86	209.8	244.7	239.2	29.4	-2.2
North Central		5093-11218	06/96	83.8	99.4	102.2	24.0	2.8
Shredded scrap		5093-113	12/86	108.6	137.6	136.4	37.4	-9
South		5093-11315	12/86	111.7	131.4	(³)	(³)	(³)
Pennsylvania, Middle Atlantic, New England		5093-11317	06/96	(³)	(³)	(³)	(³)	(³)
North Central		5093-11318	06/96	77.1	98.8	99.8	43.0	1.0
Cut plate and structural scrap		5093-114	12/86	161.6	180.1	183.0	26.5	1.6
South		5093-11415	12/86	167.8	195.8	195.8	41.7	0
West		5093-11416	06/96	93.2	(³)	(³)	(³)	(³)
North Central		5093-11418	06/96	86.9	94.8	98.2	15.1	3.6
Other carbon steel scrap		5093-115	12/86	213.7	245.9	248.7	19.7	1.1
North Central		5093-11518	06/96	83.4	(³)	100.0	24.2	(³)
Stainless and alloy steel scrap		5093-12	12/86	151.1	171.1	191.9	56.7	12.2
West		5093-12116	03/90	88.7	97.2	(³)	(³)	(³)
Pennsylvania, Middle Atlantic, New England		5093-12117	06/96	104.8	115.9	121.8	38.4	5.1
Cast iron scrap		5093-13	12/86	102.1	114.5	123.9	17.8	8.2
South		5093-13115	12/86	(³)	(³)	(³)	(³)	(³)
North Central		5093-13118	06/96	62.5	69.2	70.8	12.4	2.3
Nonferrous scrap		5093-2	12/86	163.8	166.9	171.1	14.1	2.5
Aluminum scrap		5093-21	12/86	141.2	142.3	145.3	9.3	2.1
Aluminum scrap - new		5093-211	12/86	142.9	145.4	149.6	10.0	2.9
Solids and clippings		5093-21111	12/86	136.2	139.5	142.4	9.6	2.1
Borings and turnings		5093-21112	06/96	95.4	93.6	100.4	12.2	7.3
Aluminum scrap - old		5093-212	12/86	134.7	134.6	136.4	8.8	1.3
Used cans		5093-21211	12/86	142.2	141.3	142.8	7.1	1.1
Other old scrap		5093-21212	12/86	120.4	121.4	123.5	11.5	1.7
Copper and brass scrap		5093-22	12/86	128.0	132.8	136.3	19.9	2.6
No. 1 heavy wire		5093-221	12/86	104.3	111.0	115.8	25.9	4.3
No. 2 wire, mixed		5093-222	12/86	139.7	150.7	157.6	31.7	4.6
Yellow brass		5093-223	12/86	141.1	143.5	(³)	(³)	(³)
Other copper and brass scrap		5093-224	12/86	134.5	135.0	(³)	(³)	(³)
Other nonferrous scrap		5093-26	12/86	189.6	(³)	205.9	34.0	(³)
Recovered paper		5093-B	12/86	112.3	110.2	112.0	5.8	1.6
Corrugated		5093-51	12/86	88.0	79.8	81.0	3.6	1.5
Northeast		5093-511	12/86	40.7	40.6	40.3	-7.1	-7
North Central		5093-512	12/86	167.7	159.6	159.1	9.3	-3
South		5093-513	12/86	132.3	117.4	121.0	5.1	3.1
West		5093-514	12/86	60.7	(³)	(³)	(³)	(³)
News		5093-52	12/86	99.4	103.9	105.1	-7.0	1.2
Northeast		5093-521	12/86	122.3	130.0	130.0	5.0	0

See footnotes at end of table.

Table 5. Producer price indexes for the net output of selected industries and their products, not seasonally adjusted
—Continued

Industry and product ¹	Industry code	Product code	Index base	Index			Percent change to Oct. 2003 from:	
				June 2003 ²	Sep. 2003 ²	Oct. 2003 ²	Oct. 2002	Sep. 2003
Scrap and waste materials—Continued								
North central		5093-522	12/86	65.3	72.7	72.7	-0.3	0.0
South		5093-523	12/86	154.3	153.8	162.7	-20.8	5.8
West		5093-524	12/86	140.7	139.4	141.3	-11.9	1.4
Mixed papers		5093-53	12/86	551.7	506.6	544.3	7.9	7.4
Northeast		5093-531	12/86	1458.6	1426.8	1462.6	8.2	2.5
North central		5093-532	12/86	222.0	205.0	228.7	4.2	11.6
South		5093-533	12/86	889.4	752.8	823.3	18.8	9.4
West		5093-534	12/86	365.9	334.2	352.9	-17.7	5.6
High grades: pulp substitutes and deinking		5093-54	12/86	121.0	118.8	120.6	12.6	1.5
Northeast		5093-541	12/86	55.9	53.9	55.9	7.3	3.7
North central		5093-542	12/86	155.9	153.4	153.5	15.7	.1
South		5093-543	12/86	133.1	131.7	135.9	12.2	3.2
West		5093-544	12/86	194.6	198.3	203.0	11.6	2.4
Waste paper exports		5093-55	12/86	121.5	124.7	126.5	-5.9	1.4
Waste materials other than metal and paper		5093-C	12/86	117.8	119.1	121.7	4.7	2.2
Waste rags and textile waste		5093-6	12/86	97.1	104.5	104.5	3.8	0
Wiping cloths		5093-7	12/86	87.7	87.7	87.8	0	.1
Other waste materials, incl. glass, plastic, oil		5093-8	12/86	169.8	163.2	171.6	7.9	5.1
Plastics		5093-821	06/96	99.0	109.4	110.0	13.9	.5
Glass		5093-831	06/96	146.0	(³)	146.0	(³)	(³)
Other receipts		5093-SM	12/86	137.7	(³)	141.7	6.6	(³)
Food stores	54		12/99	117.9	118.9	120.9	6.7	1.7
Grocery stores	541		12/99	118.1	119.2	121.3	6.9	1.8
Grocery stores	5411		12/99	118.1	119.2	121.4	7.0	1.8
Primary services		5411-P	12/99	118.1	119.3	121.4	6.9	1.8
Supermarkets		5411-3	12/99	118.3	119.1	118.3	3.2	-7
Meat department		5411-301	12/99	96.7	100.3	114.5	16.4	14.2
Produce department		5411-302	12/99	120.0	116.6	119.9	-1.3	2.8
Bakery department		5411-303	12/99	143.2	142.3	144.2	2.0	1.3
Dairy department		5411-304	12/99	105.0	95.7	102.9	8.4	7.5
Frozen foods department		5411-306	12/99	136.0	140.8	135.3	10.1	-3.9
Edible grocery department		5411-307	12/99	124.3	124.2	121.7	-3.0	-2.0
Nonedible grocery department		5411-308	12/99	110.1	110.7	107.2	1.9	-3.2
Health and beauty care department		5411-309	12/99	109.2	106.8	106.0	-2.9	-7
General merchandise department		5411-311	12/99	127.4	119.9	112.7	-4	-6.0
Convenience food stores		5411-4	12/99	116.8	120.7	146.0	37.9	21.0
Convenience food (only) stores		5411-401	12/99	126.2	122.0	122.2	.7	.2
Convenience food/gasoline stores		5411-402	12/99	108.4	119.5	167.3	81.8	40.0
Meat and fish (seafood) markets	542		12/99	106.2	108.7	104.7	6.1	-3.7
Meat and fish (seafood) markets	5421		12/99	106.2	108.7	104.7	6.1	-3.7
Primary services		5421-P	12/99	106.2	108.7	104.7	6.1	-3.7
Fruit and vegetable markets	543		12/99	121.2	110.6	127.0	9.8	14.8
Fruit and vegetable markets	5431		12/99	121.2	110.6	127.0	9.8	14.8
Primary services		5431-P	12/99	120.9	110.3	126.7	9.9	14.9
Candy, nut, and confectionery stores	544		12/99	115.1	115.2	115.2	4.0	0
Candy, nut, and confectionery stores	5441		12/99	115.1	115.2	115.2	4.0	0
Primary services		5441-P	12/99	115.0	115.1	115.2	4.1	.1
Retail bakeries	546		12/99	111.1	111.2	111.8	3.8	.5
Retail bakeries	5461		12/99	111.1	111.2	111.8	3.8	.5
Primary services		5461-P	12/99	111.1	111.3	111.8	3.7	.4
Miscellaneous food stores	549		12/99	139.4	140.8	140.9	5.5	.1
Miscellaneous food stores	5499		12/99	139.4	140.8	140.9	5.5	.1
Primary services		5499-P	12/99	139.4	140.8	140.9	5.5	.1
Automotive dealers and gasoline service stations	55		12/01	92.4	94.8	94.7	12.3	-1
New car dealers	551		12/99	112.6	112.4	111.4	2.3	-9
New car dealers	5511		12/99	112.6	112.4	111.4	2.3	-9
Primary services		5511-P	12/99	113.1	112.9	111.9	2.3	-9
Vehicle sales		5511-1	12/99	102.1	101.4	98.9	-4	-2.5
New vehicle sales		5511-101	12/99	101.8	100.0	97.4	-2.7	-2.6
Service labor and parts		5511-2	12/99	120.4	120.5	120.5	3.7	0

See footnotes at end of table.

Table 5. Producer price indexes for the net output of selected industries and their products, not seasonally adjusted
—Continued

Industry and product ¹	Industry code	Product code	Index base	Index			Percent change to Oct. 2003 from:	
				June 2003 ²	Sep. 2003 ²	Oct. 2003 ²	Oct. 2002	Sep. 2003
New car dealers—Continued								
Other receipts		5511-SM	12/99	111.3	113.3	110.5	4.3	-2.5
Auto and home supply stores	553		12/01	103.0	104.1	105.3	4.6	1.2
Auto and home supply stores	5531		12/01	103.2	104.3	105.5	4.9	1.2
Primary services		5531-P	12/01	103.8	104.8	106.1	5.5	1.2
Gasoline service stations	554		06/01	57.0	65.4	66.6	87.6	1.8
Gasoline service stations	5541		06/01	57.3	65.8	67.2	86.7	2.1
Primary services		5541-P	06/01	56.2	64.5	65.4	88.5	1.4
Gasoline service stations with convenience stores		5541-1	06/01	52.2	68.1	61.6	26.7	-9.5
Other gasoline stations		5541-2	06/01	58.3	62.5	67.3	144.7	7.7
Other receipts		5541-SM	06/01	122.1	142.1	181.0	47.6	27.4
Boat dealers	555		06/01	110.8	110.6	112.3	4.0	1.5
Boat dealers	5551		06/01	110.8	110.6	112.3	4.0	1.5
Primary services		5551-P	06/01	111.1	110.8	112.5	4.1	1.5
Other receipts		5551-SM	06/01	94.9	94.9	94.9	-4.9	0
Recreational vehicle dealers	556		06/01	113.2	114.9	115.1	-4.8	.2
Recreational vehicle dealers	5561		06/01	113.2	114.9	115.1	-4.8	.2
Primary services		5561-P	06/01	113.3	114.9	115.2	-4.8	.3
Miscellaneous retail	59		06/00	105.7	104.3	104.0	-.3	-.3
Drug stores and proprietary stores	591		06/00	115.4	115.4	115.3	.4	-.1
Drug stores and proprietary stores	5912		06/00	115.4	115.4	115.3	.4	-.1
Primary services		5912-P	06/00	115.4	115.4	115.3	.4	-.1
Prescription drugs		5912-1	06/00	121.9	122.9	122.1	-2.0	-.7
Over-the-counter drugs and all other goods		5912-4	06/00	110.4	109.6	110.0	2.6	.4
Over-the-counter drugs		5912-41	06/00	98.5	99.6	99.5	.5	-.1
All other goods		5912-42	06/00	114.9	113.4	114.0	3.4	.5
Liquor stores	592		06/00	106.1	107.7	109.5	5.7	1.7
Liquor stores	5921		06/00	106.1	107.7	109.5	5.7	1.7
Primary services		5921-P	06/00	106.1	107.8	109.5	5.8	1.6
Other receipts		5921-SM	06/00	109.2	106.1	(³)	(³)	(³)
Miscellaneous shopping goods stores	594		06/00	105.3	104.0	106.8	7.3	2.7
Sporting goods stores	5941		06/00	105.1	103.3	103.9	-.5	.6
Primary services		5941-P	06/00	105.3	103.5	104.1	-.5	.6
Book stores	5942		06/00	114.4	(³)	117.9	8.9	(³)
Primary services		5942-P	06/00	114.4	(³)	117.9	8.9	(³)
Stationery stores	5943		06/00	124.6	124.9	125.2	7.7	.2
Primary services		5943-P	06/00	124.9	125.2	125.5	7.6	.2
Jewelry stores	5944		06/00	107.5	106.9	108.7	3.6	1.7
Primary services		5944-P	06/00	107.6	107.0	108.8	3.6	1.7
Hobby, toy, and game shops	5945		06/00	103.8	95.5	110.0	36.0	15.2
Primary services		5945-P	06/00	103.8	95.5	110.0	36.1	15.2
Camera and photographic supply stores	5946		06/00	107.3	108.9	108.9	22.4	0
Primary services		5946-P	06/00	111.8	113.8	113.9	30.6	.1
Other receipts		5946-SM	06/00	89.6	89.6	89.6	-8.0	0
Gift, novelty, and souvenir shops	5947		06/00	99.6	98.6	98.8	-1.5	.2
Primary services		5947-P	06/00	99.6	98.6	98.8	-1.5	.2
Luggage and leather goods stores	5948		06/00	94.0	93.9	93.9	.6	0
Primary services		5948-P	06/00	94.0	93.8	93.8	.6	0
Sewing, needlework, and piece goods	5949		06/00	91.3	91.2	91.3	.1	.1
Primary services		5949-P	06/00	91.3	91.2	91.3	.1	.1
Nonstore retailers	596		06/00	95.9	92.3	90.8	-6.8	-1.6
Catalog and mail-order houses	5961		06/00	93.2	89.3	87.6	-8.2	-1.9

See footnotes at end of table.

Table 5. Producer price indexes for the net output of selected industries and their products, not seasonally adjusted
—Continued

Industry and product ¹	Industry code	Product code	Index base	Index			Percent change to Oct. 2003 from:	
				June 2003 ²	Sep. 2003 ²	Oct. 2003 ²	Oct. 2002	Sep. 2003
Catalog and mail-order houses—Continued								
Primary services		5961-P	06/00	93.2	89.3	87.6	-8.2	-1.9
Automatic merchandising machine operators	5962		06/00	106.2	106.2	106.2	3.4	0
Primary services		5962-P	06/00	106.2	106.2	106.2	3.4	0
Fuel dealers	598		06/00	121.8	122.1	113.1	8.4	-7.4
Retail stores, not elsewhere classified	599		06/00	102.2	102.7	102.2	-1.3	-.5
Florists	5992		06/00	110.9	111.6	109.8	-2.1	-1.6
Primary services		5992-P	06/00	110.9	111.6	109.8	-2.1	-1.6
Optical goods stores	5995		06/00	104.2	102.0	102.2	-1.4	.2
Primary services		5995-P	06/00	104.3	102.0	102.1	-1.5	.1
Other receipts		5995-SM	06/00	103.2	103.2	103.2	0	0
Miscellaneous retail stores, n.e.c.	5999		06/00	98.6	99.6	99.3	-1.0	-.3
Primary services		5999-P	06/00	98.2	99.3	99.0	-.9	-.3
Security brokers, dealers, and investment bank companies	621		06/00	82.6	85.4	83.3	3.5	-2.5
Security brokers, dealers, and investment banking companies	6211		06/00	82.6	85.4	83.3	3.5	-2.5
Primary services		6211-P	06/00	82.3	85.0	83.0	3.5	-2.4
Brokerage services		6211-1	06/00	95.3	97.2	95.6	2.7	-1.6
Brokerage services, exchange-listed equities		6211-101	06/00	95.2	98.0	95.1	.2	-3.0
Brokerage services, all other securities		6211-102	06/00	95.6	96.1	96.4	6.4	.3
Dealer transactions		6211-2	06/00	72.1	72.1	72.0	-1.2	-.1
Dealer transactions, market making in over-the-counter equities		6211-201	06/00	19.4	19.4	19.4	-13.8	0
Dealer transactions, debt securities and all other trading		6211-202	06/00	103.2	103.2	103.2	.5	0
Investment banking services		6211-3	06/00	101.3	101.2	101.1	1.4	-.1
Other securities related services including margin lending and mutual fund sales		6211-4	06/00	73.8	80.0	75.6	8.6	-5.5
Investment advice	6282		06/02	89.9	96.3	98.1	10.7	1.9
Primary services		6282-P	06/02	90.8	98.3	100.1	12.7	1.8
Portfolio and mutual fund management		6282-1	06/02	88.8	97.5	99.3	14.3	1.8
Mutual fund management		6282-101	06/02	88.9	98.5	100.6	13.9	2.1
Portfolio management		6282-102	06/02	88.8	96.8	98.6	14.5	1.9
Financial planning and other advisory services		6282-2	06/02	104.0	104.1	105.2	3.1	1.1
Other receipts		6282-SM	06/02	83.7	81.7	83.6	-4.0	2.3
Life insurance carriers	631		12/98	103.5	103.6	103.4	1.2	-.2
Life insurance carriers	6311		12/98	103.5	103.6	103.4	1.2	-.2
Primary services		6311-P	12/98	103.5	103.6	103.4	1.2	-.2
Life insurance policies		6311-1	12/98	100.7	100.6	100.7	.8	.1
Individual life insurance policies		6311-101	12/98	103.6	103.4	103.5	.8	.1
Term life insurance policies		6311-10101	12/98	103.1	102.5	102.5	1.6	0
Whole life insurance policies		6311-10102	12/98	106.1	106.1	106.2	.4	.1
Universal life insurance policies		6311-10103	12/98	102.3	102.4	102.4	.7	0
Other individual life insurance policies		6311-10104	12/98	103.9	103.9	104.2	.2	.3
Group life insurance policies		6311-102	12/98	98.1	98.1	98.1	-.1	0
Annuities		6311-2	12/98	115.3	116.4	115.1	3.6	-1.1
Variable deferred annuities		6311-201	12/98	117.7	117.8	118.0	3.1	.2
Fixed-rate deferred annuities		6311-202	12/98	109.6	111.2	111.2	-1.2	0
Immediate annuities		6311-203	12/98	118.7	120.3	116.0	9.0	-3.6
Property and casualty insurance	633		12/98	115.1	116.1	116.4	5.6	.3
Property and casualty insurance	6331		06/98	115.2	116.2	116.5	5.6	.3
Primary services		6331-P	06/98	115.2	116.2	116.5	5.6	.3
Private passenger auto insurance		6331-1	06/98	120.0	120.8	121.4	7.2	.5
Private passenger auto insurance, California		6331-101	06/98	122.3	122.4	123.8	9.2	1.1
Private passenger auto insurance, New York		6331-102	06/98	119.9	121.8	121.8	9.1	0
Private passenger auto insurance, Texas		6331-103	06/98	114.2	114.1	114.3	6.7	.2
Private passenger auto insurance, Florida		6331-104	06/98	139.6	140.7	141.0	11.9	.2
Private passenger auto insurance, Pennsylvania		6331-105	06/98	116.0	116.4	116.5	4.4	.1
Private passenger auto insurance, Illinois		6331-106	06/98	120.2	121.4	121.6	6.2	.2
Private passenger auto insurance, Ohio		6331-107	06/98	116.0	116.1	116.4	5.1	.3
Private passenger auto insurance, Michigan		6331-108	06/98	136.4	142.6	145.7	15.0	2.2
Private passenger auto insurance, New Jersey		6331-109	06/98	102.4	102.5	102.4	1.7	-.1
Private passenger auto insurance, North Carolina		6331-111	06/98	114.6	112.8	112.7	.9	-.1
Private passenger auto insurance, all other areas		6331-112	06/98	119.0	119.7	120.3	6.5	.5
Homeowner's insurance		6331-2	06/98	131.9	133.3	134.0	9.8	.5
Homeowner's insurance, California		6331-201	06/98	130.7	130.6	133.1	14.9	1.9
Homeowner's insurance, New York		6331-202	06/98	112.8	113.4	113.6	5.4	.2

See footnotes at end of table.

Table 5. Producer price indexes for the net output of selected industries and their products, not seasonally adjusted
—Continued

Industry and product ¹	Industry code	Product code	Index base	Index			Percent change to Oct. 2003 from:	
				June 2003 ²	Sep. 2003 ²	Oct. 2003 ²	Oct. 2002	Sep. 2003
Property and casualty insurance—Continued								
Homeowner's insurance, Texas		6331-203	06/98	136.7	136.0	136.0	-0.1	0.0
Homeowner's insurance, Florida		6331-204	06/98	125.3	128.0	128.3	10.1	.2
Homeowner's insurance, Pennsylvania		6331-205	06/98	127.5	128.0	128.3	5.7	.2
Homeowner's insurance, all other areas		6331-206	06/98	134.8	136.8	137.5	11.3	.5
Commercial auto insurance		6331-3	06/98	113.2	113.8	113.9	3.2	.1
Non-auto liability insurance		6331-4	06/98	108.2	109.4	109.6	4.4	.2
Product liability insurance		6331-401	06/98	110.0	113.2	113.4	9.8	.2
Medical malpractice insurance		6331-402	06/98	113.3	117.4	117.7	6.9	.3
Other non-auto liability insurance		6331-403	06/98	106.9	107.2	107.3	3.2	.1
Commercial multiple peril insurance		6331-5	06/98	107.1	107.2	107.1	1.7	-.1
Worker's compensation insurance		6331-6	06/98	106.0	107.5	107.6	3.3	.1
Inland marine insurance		6331-7	06/98	105.1	105.3	105.3	.9	0
Surety and financial guaranty insurance		6331-8	06/98	97.4	98.7	98.7	1.3	0
Fidelity insurance		6331-9	06/98	99.3	101.6	101.7	6.7	.1
Other property and casualty insurance		6331-A	06/98	110.5	111.8	111.9	4.4	.1
Insurance agencies and brokerages	6412		12/02	102.5	102.7	102.8	(³)	.1
Primary services		6412-P	12/02	102.6	102.9	102.9	(³)	0
Sale of property and casualty insurance		6412-11	12/02	102.4	102.7	102.8	(³)	.1
Sale of private passenger auto insurance		6412-111	12/02	100.2	100.5	100.6	(³)	.1
Sale of homeowner's insurance		6412-112	12/02	100.4	101.6	101.7	(³)	.1
Sale of other property and casualty insurance		6412-113	12/02	104.6	104.7	104.8	(³)	.1
Sale of life insurance and annuities		6412-12	12/02	101.7	101.7	101.7	(³)	0
Sale of health insurance		6412-13	12/02	105.1	105.1	105.1	(³)	0
Sale of other insurance		6412-14	12/02	100.1	100.1	100.1	(³)	0
Other receipts		6412-SM	12/02	100.5	100.5	100.5	(³)	0
Operators and lessors of nonresidential buildings	6512		12/95	114.8	115.0	115.2	1.7	.2
Primary services		6512-P	12/95	115.1	115.4	115.5	1.9	.1
Operators and lessors of shopping centers and retail stores		6512-1	12/95	102.7	101.8	103.1	-3.5	1.3
Leasing of open shopping centers		6512-104	12/02	101.5	102.1	102.3	(³)	.2
Leasing of enclosed shopping centers		6512-105	12/02	86.1	82.1	85.6	(³)	4.3
Operators and lessors of professional and office buildings		6512-2	12/95	122.7	123.2	122.8	4.0	-.3
Operators and lessors of manufacturing and industrial buildings		6512-3	12/95	118.0	119.8	119.6	6.2	-.2
Operators and lessors of other nonresidential buildings and facilities		6512-7	12/02	99.2	99.7	99.8	(³)	.1
Real estate agents and managers	653		12/96	116.5	116.4	116.7	2.1	.3
Real estate agents and managers	6531		12/95	115.9	115.8	116.1	2.1	.3
Primary services		6531-P	12/95	116.2	116.1	116.4	2.2	.3
Real estate brokerage		6531-1	12/95	124.3	125.4	125.9	3.8	.4
Real estate brokerage, residential sales		6531-11	12/95	127.0	128.4	129.1	4.9	.5
Real estate brokerage, sales of residential units		6531-111	12/95	126.0	127.4	128.1	4.9	.5
Residential sales, northeast region		6531-1111	12/95	121.7	123.4	(³)	(³)	(³)
Residential sales, New York-No. NJ-Long Island CMSA		6531-11112	12/95	(³)	(³)	(³)	(³)	(³)
Residential sales, Philadelphia-Wilmington-Atlantic City CMSA		6531-11113	12/95	(³)	(³)	(³)	(³)	(³)
Residential sales, midwest region		6531-1112	12/95	127.8	131.8	132.4	8.4	.5
Residential sales, Chicago-Gary-Kenosha CMSA		6531-11121	12/95	107.2	107.2	(³)	(³)	(³)
Residential sales, other midwest region areas		6531-11123	12/95	130.9	135.7	136.5	10.1	.6
Residential sales, south region		6531-1113	12/95	122.6	123.5	123.8	3.9	.2
Residential sales, Washington-Baltimore CMSA		6531-11131	12/95	153.8	157.3	160.8	11.0	2.2
Residential sales, other south region areas		6531-11135	12/95	121.4	122.2	122.3	3.5	.1
Residential sales, west region		6531-1114	12/95	131.3	131.8	133.3	5.9	1.1
Residential sales, Los Angeles-Riverside-Orange County CMSA		6531-11142	12/95	138.3	143.9	145.5	11.8	1.1
Residential sales, San Francisco-Oakland-San Jose CMSA		6531-11143	12/95	174.8	175.3	(³)	(³)	(³)
Residential sales, other west region areas		6531-11144	12/95	125.6	125.6	127.3	5.4	1.4
Real estate brokerage, sales of residential land		6531-112	12/95	159.3	159.9	159.9	2.5	0
Real estate brokerage, commercial sales		6531-13	12/95	114.0	114.0	114.0	.1	0
Commercial sales, office property		6531-131	12/95	114.1	(³)	(³)	(³)	(³)
Commercial sales, retail property		6531-132	12/95	120.4	(³)	(³)	(³)	(³)
Commercial sales, industrial property		6531-133	12/95	112.6	112.6	112.6	.3	0
Commercial sales, farms and land		6531-135	12/95	105.8	105.8	105.8	0	0
Real estate brokerage, commercial leasing		6531-14	12/95	109.6	109.0	109.0	-1.6	0
Commercial leasing, office property		6531-141	12/95	108.1	107.4	107.4	-2.2	0
Commercial leasing, retail property		6531-142	12/95	(³)	(³)	(³)	(³)	(³)
Commercial leasing, industrial property		6531-143	12/95	118.1	117.9	117.9	-.4	0
Property management		6531-2	12/95	108.8	107.1	107.3	.5	.2
Residential property management		6531-21	12/95	107.7	105.4	105.6	.1	.2
Residential property management, apartment buildings		6531-211	12/95	104.9	104.6	104.9	.5	.3
Residential property management, other property		6531-212	12/95	110.8	106.3	106.3	-.3	0
Nonresidential property management		6531-22	12/95	111.6	111.6	111.6	1.2	0
Nonresidential property management, office property		6531-221	12/95	113.8	113.8	113.8	1.0	0
Nonresidential property management, retail property		6531-222	12/95	110.2	110.2	110.2	2.5	0
Nonresidential property management, industrial property		6531-223	12/95	(³)	(³)	(³)	(³)	(³)
Nonresidential property management, other property		6531-224	12/95	102.9	(³)	102.9	0	(³)
Real estate appraising		6531-3	12/95	107.0	107.0	106.9	-.1	-.1

See footnotes at end of table.

Table 5. Producer price indexes for the net output of selected industries and their products, not seasonally adjusted

—Continued

Industry and product ¹	Industry code	Product code	Index base	Index			Percent change to Oct. 2003 from:	
				June 2003 ²	Sep. 2003 ²	Oct. 2003 ²	Oct. 2002	Sep. 2003
Real estate agents and managers—Continued								
Residential real estate appraising		6531-301	12/95	106.6	106.6	106.6	0.0	0.0
Commercial real estate appraising		6531-302	12/95	108.1	108.1	106.9	-1.0	-1.1
Hotels and motels	701		12/96	122.5	120.1	122.7	-.1	2.2
Hotels and motels	7011		06/93	135.9	133.2	136.1	-.1	2.2
Primary services		7011-P	06/93	136.0	132.9	135.9	-.2	2.3
Guestroom rental		7011-1	06/93	141.2	136.0	141.1	-.3	3.8
Limited service hotels and motels		7011-101	06/93	135.4	132.9	136.1	-.7	2.4
Full service hotels and motels		7011-102	06/93	137.9	130.4	135.3	-.5	3.8
Luxury and resort hotels, excluding casino hotels		7011-103	06/93	149.6	139.5	149.4	.5	7.1
Casino hotels		7011-105	06/01	96.1	106.3	107.2	1.5	.8
Food and beverages		7011-2	06/93	140.3	140.3	140.8	1.3	.4
Food and nonalcoholic beverages		7011-201	06/93	140.3	140.5	141.0	1.7	.4
Alcoholic beverages		7011-202	06/93	139.5	139.4	139.7	.4	.2
Other guest services		7011-4	06/93	127.9	127.6	125.4	-3.1	-1.7
Casino gaming receipts		7011-5	06/01	101.6	101.7	101.8	-1.4	.1
Other receipts		7011-SM	06/93	137.4	141.4	142.8	2.6	1.0
Advertising agencies	7311		06/95	120.7	121.2	121.4	1.2	.2
Primary services		7311-P	06/95	121.9	122.4	122.5	1.1	.1
Ad creation, billed separately		7311-1	06/95	124.7	124.8	125.0	.9	.2
Media placement, incl. ad creation not billed separately		7311-2	06/95	117.7	118.5	118.5	1.2	0
Newspapers		7311-201	06/95	160.4	164.5	164.5	2.9	0
Periodicals		7311-202	06/95	124.6	124.6	124.6	0	0
Television		7311-203	06/95	110.4	110.4	110.4	2.1	0
Radio, Internet, and other media placements		7311-204	06/95	110.1	110.1	110.1	(³)	0
Other receipts		7311-SM	06/95	96.7	96.7	96.7	1.0	0
Services to dwellings and other public buildings	734		06/01	100.5	101.8	100.9	.5	-.9
Building cleaning and maintenance services, n.e.c.	7349		12/94	117.7	119.2	118.2	.6	-.8
Primary services		7349-P	12/94	118.0	119.7	118.6	.6	-.9
Nonresidential building cleaning services		7349-3	06/03	100.0	99.9	99.9	(³)	0
Residential cleaning services		7349-4	06/03	100.0	114.7	106.8	(³)	-6.9
Other receipts		7349-SM	12/94	110.5	109.5	109.5	-.9	0
Personnel supply services	736		12/96	111.2	112.0	111.9	1.9	-.1
Employment agencies	7361		06/94	117.9	118.2	117.4	2.7	-.7
Primary services		7361-P	06/94	116.8	117.1	116.3	2.8	-.7
Contingency payment recruiting		7361-4	12/01	100.4	100.0	98.8	3.6	-1.2
Information technology		7361-411	12/01	101.7	100.5	91.4	-5.2	-9.1
Engineering, manufacturing, and technical		7361-412	06/94	116.2	114.9	112.4	9.1	-2.2
Accounting and financial		7361-413	06/94	104.9	100.8	102.3	.9	1.5
Sales and marketing		7361-415	06/94	102.1	102.1	102.1	-.4	0
Operations, administration, and human resources		7361-416	12/01	104.9	108.1	105.8	7.1	-2.1
Other occupations		7361-417	06/94	108.9	109.0	112.1	7.4	2.8
Retained executive recruiting		7361-5	12/01	100.6	102.9	102.7	1.7	-.2
Internet recruiting services		7361-6	12/01	111.9	111.9	111.9	1.9	0
Other receipts		7361-SM	06/94	126.6	126.6	126.6	0	0
Help supply services	7363		06/94	117.1	118.1	118.1	1.8	0
Primary services		7363-P	06/94	116.5	117.5	117.5	1.8	0
Temporary help supply services		7363-1	06/94	114.5	115.7	115.8	2.2	.1
Office and clerical occupations		7363-101	06/94	118.1	118.7	119.0	2.4	.3
Light and heavy industrial occupations		7363-102	06/94	118.3	119.6	120.0	2.1	.3
Technical and professional occupations		7363-103	06/94	74.2	76.0	75.6	2.3	-.5
Medical personnel occupations		7363-104	06/94	125.2	125.2	125.2	1.9	0
Other temporary help supply services		7363-105	06/94	113.6	115.5	114.1	1.6	-1.2
Employee leasing services		7363-2	06/94	128.2	128.6	128.3	.9	-.2
Other receipts		7363-SM	06/94	178.5	178.5	178.5	.9	0
Prepackaged software	7372		12/97	97.4	98.5	94.5	-4.0	-4.1
Primary services		7372-P	12/97	98.8	98.7	95.8	-4.2	-2.9
Applications software		7372-2	12/97	99.0	100.5	96.3	-6.6	-4.2
Applications software sold separately (non-suite)		7372-201	12/97	103.4	107.1	101.1	-1.6	-5.6
Applications software sold as a suite		7372-202	12/97	89.0	85.1	85.1	-18.6	0
Computer games and other prepackaged software		7372-3	12/97	54.1	48.1	40.2	-27.6	-16.4
Maintenance, documentation, training, and other software services		7372-4	12/97	137.3	137.5	137.4	-.7	-.1
Other receipts		7372-SM	12/97	79.3	85.5	77.1	-2.3	-9.8
Data processing services	7374		12/00	102.9	103.2	103.4	.1	.2
Primary services		7374-P	12/00	103.3	103.6	103.8	.2	.2
Transaction processing services		7374-1	12/00	104.1	104.8	105.1	.4	.3
Timesharing data processing services		7374-2	12/00	99.6	99.6	99.6	-3.7	0

See footnotes at end of table.

Table 5. Producer price indexes for the net output of selected industries and their products, not seasonally adjusted
—Continued

Industry and product ¹	Industry code	Product code	Index base	Index			Percent change to Oct. 2003 from:	
				June 2003 ²	Sep. 2003 ²	Oct. 2003 ²	Oct. 2002	Sep. 2003
Data processing services—Continued								
Data entry services		7374-3	12/00	101.8	101.8	102.0	0.5	0.2
Other data processing services		7374-4	12/00	104.1	103.6	103.4	1.0	-2
Other receipts		7374-SM	12/00	100.2	100.2	100.2	0	0
Automotive rental and leasing, without drivers	751		06/01	105.8	108.0	107.6	4.2	-4
Truck rental and leasing	7513		06/91	110.3	111.8	110.6	2.2	-1.1
Primary services		7513-P	06/91	108.7	110.5	109.2	3.0	-1.2
Truck and utility trailer rental		7513-1	06/91	104.3	108.4	105.9	6.0	-2.3
Truck, truck tractor and truck trailer leasing		7513-2	06/91	109.4	109.0	109.2	.6	.2
Truck leasing		7513-211	06/91	115.4	115.9	115.9	1.0	0
Truck tractor leasing		7513-212	06/91	107.4	106.1	106.5	.3	.4
Truck trailer leasing		7513-213	06/91	99.1	99.1	99.1	.7	0
Recreational vehicle rental		7513-3	12/98	109.2	114.4	103.8	-1.1	-9.3
Other receipts		7513-SM	06/91	115.8	115.8	115.2	-4	-5
Passenger car rental	7514		12/91	143.3	147.1	147.3	5.6	.1
Primary services		7514-P	12/91	144.3	148.2	148.5	6.3	.2
Car rental, standard		7514-2	12/91	143.2	147.7	148.1	7.9	.3
Business travel		7514-211	12/98	106.0	107.4	104.0	-1.9	-3.2
Leisure travel		7514-221	12/98	123.0	128.8	133.1	17.5	3.3
Car rental, replacement		7514-3	12/91	158.7	161.0	160.5	1.2	-3
Other receipts		7514-SM	12/91	128.3	128.3	128.3	-7.1	0
Health services	80		12/94	124.0	124.7	125.8	4.3	.9
Offices and clinics of doctors of medicine	801		12/96	112.2	112.5	112.4	1.8	-.1
Offices of physicians	8011		12/93	121.0	121.4	121.3	1.8	-.1
Primary services		8011-P	12/93	121.1	121.5	121.4	1.8	-.1
One and two physician practices and single specialty group practices		8011-4	12/93	119.1	119.6	119.6	2.0	0
General/family practice		8011-411	12/93	123.7	128.0	127.9	3.3	-.1
Internal medicine		8011-412	12/99	104.3	104.6	104.4	1.4	-2
General surgery and other surgical specialties		8011-413	12/99	102.7	102.5	102.6	1.4	.1
Pediatrics		8011-414	12/93	155.9	155.9	155.9	6.6	0
Obstetrics/gynecology		8011-415	12/93	129.8	129.8	129.8	0	0
Other specialty		8011-419	12/99	105.1	105.2	105.3	1.9	.1
Multispecialty group practice		8011-5	12/93	128.3	128.4	128.1	1.6	-2
Skilled and intermediate care facilities	8053		12/94	148.7	149.8	150.9	4.0	.7
Primary services		8053-P	12/94	149.4	150.5	151.7	4.0	.8
Public payors		8053-1	12/94	148.9	149.8	150.9	3.4	.7
Private payors		8053-3	12/94	150.6	151.9	153.3	5.2	.9
Other receipts		8053-SM	12/94	121.4	121.4	121.6	2.7	-.2
Hospitals	806		12/92	134.4	135.4	137.4	5.9	1.5
General medical and surgical hospitals	8062		12/92	134.8	135.7	137.9	5.8	1.6
Primary services		8062-P	12/92	136.5	137.3	139.8	6.5	1.8
Medicare patients		8062-2	12/92	121.6	121.8	123.4	4.4	1.3
Medicaid patients		8062-4	12/92	125.1	125.7	126.9	3.8	1.0
All other patients		8062-6	12/92	146.6	147.9	151.4	8.6	2.4
Diseases and disorders of the nervous system		8062-601	12/92	154.8	154.3	155.0	28.4	.5
Diseases and disorders of the eye		8062-602	12/92	155.7	159.4	165.8	9.1	4.0
Diseases and disorders of the ear, nose, mouth, and throat		8062-603	12/92	136.0	135.3	138.6	.9	2.4
Diseases and disorders of the respiratory system		8062-604	12/92	144.2	147.1	147.9	4.7	.5
Diseases and disorders of the circulatory system		8062-605	12/92	141.3	143.7	152.1	11.1	5.8
Diseases and disorders of the digestive system		8062-606	12/92	151.3	152.2	154.9	8.4	1.8
Diseases and disorders of the hepatobiliary system and pancreas		8062-607	12/92	162.1	162.7	168.4	7.1	3.5
Diseases and disorders of the musculoskeletal system and connective tissue		8062-608	12/92	139.6	140.1	141.9	4.8	1.3
Diseases and disorders of the skin, subcutaneous tissue and breast		8062-609	12/92	143.8	144.6	148.0	6.6	2.4
Endocrine, nutritional, and metabolic diseases and disorders		8062-611	12/92	149.5	149.9	149.9	10.9	0
Diseases and disorders of the kidney and urinary tract		8062-612	12/92	161.7	161.8	163.3	3.3	.9
Diseases and disorders of the male reproductive system		8062-613	12/92	142.9	142.9	142.9	2.9	0
Diseases and disorders of the female reproductive system		8062-614	12/92	141.4	141.6	145.6	5.7	2.8
Pregnancy, childbirth, and the puerperium		8062-615	12/92	149.2	151.5	155.4	9.1	2.6
Newborns and other neonates with conditions originating in the perinatal period		8062-616	12/92	155.0	157.7	161.6	8.4	2.5
Diseases and disorders of the blood and blood forming organs and immun. diseases		8062-617	12/92	175.8	175.8	176.6	5.4	.5
Myeloproliferative diseases and disorders, and poorly differentiated neoplasms		8062-618	12/92	142.5	143.1	140.8	-1.9	-1.6
Infectious and parasitic diseases (systemic or unspecified sites)		8062-619	12/92	136.4	137.8	137.7	8.7	-.1
Mental diseases and disorders		8062-621	12/92	143.2	143.2	143.2	1.3	0
Alcohol/drug use and alcohol/drug induced organic mental disorders		8062-622	12/92	161.4	161.9	161.9	2.7	0

See footnotes at end of table.

Table 5. Producer price indexes for the net output of selected industries and their products, not seasonally adjusted
—Continued—

Industry and product ¹	Industry code	Product code	Index base	Index			Percent change to Oct. 2003 from:	
				June 2003 ²	Sep. 2003 ²	Oct. 2003 ²	Oct. 2002	Sep. 2003
General medical and surgical hospitals—Continued								
Injuries, poisonings, and toxic effects of drugs		8062-623	12/92	140.0	140.2	140.5	2.6	0.2
Burns		8062-624	12/92	127.9	127.9	127.9	3.1	0
Factors influencing health status and other contacts with health services		8062-625	12/92	136.5	137.0	153.9	20.1	12.3
Multiple significant trauma		8062-626	12/00	112.0	113.7	114.0	3.3	.3
Human immunodeficiency virus infections		8062-627	12/00	110.0	110.0	110.1	5.0	.1
Other receipts		8062-SM	12/92	119.7	120.7	120.7	.8	0
Psychiatric hospitals	8063		12/92	116.5	116.2	116.4	1.8	.2
Primary services		8063-P	12/92	116.5	116.2	116.4	1.8	.2
Specialty hospitals, except psychiatric	8069		12/92	144.7	148.2	148.8	9.5	.4
Primary services		8069-P	12/92	147.5	151.6	152.3	10.8	.5
Rehabilitation hospitals		8069-2	12/92	129.8	129.9	129.9	3.0	0
Children's hospitals		8069-4	12/92	139.9	140.6	142.4	8.9	1.3
Other specialty hospitals, except psychiatric		8069-6	12/92	158.7	169.2	169.1	17.9	-.1
Medical laboratories	8071		06/94	115.7	115.7	115.3	.9	-.3
Primary services		8071-P	06/94	116.1	116.1	115.7	.9	-.3
Independent clinical lab services		8071-2	06/94	117.7	117.7	117.2	.4	-.4
Diagnostic imaging services		8071-4	06/94	102.9	103.3	103.2	3.9	-.1
Home health care services	808		12/96	116.2	116.6	117.4	1.0	.7
Home health care services	8082		12/96	116.2	116.6	117.4	1.0	.7
Primary services		8082-P	12/96	112.5	112.9	113.8	.6	.8
Medicare payors		8082-1	12/96	113.2	113.2	115.0	.1	1.6
Non-Medicare payors		8082-2	12/96	112.0	112.7	112.9	1.0	.2
Other receipts		8082-SM	12/96	183.3	183.3	183.3	4.9	0
Legal services	81		12/96	125.3	126.5	126.3	2.8	-.2
Legal services	811		12/96	125.3	126.5	126.3	2.8	-.2
Legal services	8111		12/96	125.3	126.5	126.3	2.8	-.2
Primary services		8111-P	12/96	124.9	126.1	125.9	2.7	-.2
Corporate		8111-1	12/96	132.6	132.7	133.6	2.1	.7
Real estate		8111-2	12/96	123.7	124.4	124.3	2.1	-.1
Civil negligence		8111-3	12/96	115.5	115.6	115.6	1.9	0
Defendant		8111-301	12/96	127.8	127.9	127.9	3.1	0
Plaintiff		8111-302	12/96	101.6	101.6	101.6	.4	0
Banking and commercial		8111-4	12/96	140.6	140.0	140.2	2.3	.1
Insurance		8111-5	12/96	117.6	117.6	117.6	1.9	0
Wills, estate planning, and probate		8111-6	12/96	135.4	135.4	135.4	3.7	0
Other legal services		8111-7	12/96	123.9	127.0	126.0	3.7	-.8
Engineering, architectural, and surveying services	871		12/96	124.1	124.2	124.3	1.6	.1
Engineering design, analysis, and consulting services	8711		12/96	124.7	125.0	125.0	1.7	0
Primary services		8711-P	12/96	124.6	124.4	124.4	1.7	0
Building-related engineering		8711-1	12/96	120.7	120.3	120.8	1.5	.4
Nonbuilding-related engineering		8711-2	12/96	126.5	126.4	126.2	1.8	-.2
Other receipts		8711-SM	12/96	125.1	127.3	127.0	1.6	-.2
Architectural services	8712		12/96	120.7	120.5	120.7	.8	.2
Primary services		8712-P	12/96	121.1	120.8	121.1	1.2	.2
Residential dwelling architecture		8712-1	12/96	133.1	134.1	133.8	1.1	-.2
Commercial and industrial architecture		8712-2	12/96	121.6	121.3	121.2	.7	-.1
Public and institutional facility architecture		8712-3	12/96	117.1	117.0	117.2	1.1	.2
Architectural advisory and predesign services		8712-5	06/03	100.0	100.0	99.6	(³)	-.4
Other architectural services		8712-6	12/96	115.4	114.1	117.2	3.9	2.7
Accounting, auditing, and bookkeeping services	872		12/96	118.7	119.3	119.7	2.9	.3
Accounting, auditing and bookkeeping	8721		06/95	123.6	124.2	124.6	2.9	.3
Primary services		8721-P	06/95	123.7	124.3	124.8	3.3	.4
Payroll accounting services		8721-3	12/02	102.3	102.7	102.6	(³)	-.1
Auditing		8721-4	06/95	129.4	130.0	130.9	3.4	.7
Tax preparation and planning		8721-5	06/95	121.5	122.6	123.4	2.3	.7
Compilation and review		8721-6	06/95	133.2	133.1	135.3	9.6	1.7
Bookkeeping and billing services		8721-7	12/02	100.2	101.4	100.2	(³)	-1.2
Multiple services transactions and other accounting services		8721-8	06/95	118.5	118.9	118.9	.3	0
Other receipts		8721-SM	06/95	122.1	122.1	122.1	0	0
Special indexes								
Pharmaceutical preparations, by OTC, RX, VET	283D							

See footnotes at end of table.

Table 5. Producer price indexes for the net output of selected industries and their products, not seasonally adjusted
—Continued

Industry and product ¹	Industry code	Product code	Index base	Index			Percent change to Oct. 2003 from:	
				June 2003 ²	Sep. 2003 ²	Oct. 2003 ²	Oct. 2002	Sep. 2003
Pharmaceutical preparations, by OTC, RX, VET—Continued								
Pharmaceutical preparations, non-prescription		283D-OTC	06/01	99.4	99.2	99.3	-0.1	0.1
Pharmaceutical preparations, prescription		283D-RX	06/01	108.0	109.5	109.7	5.1	.2
Pharmaceutical preparations, veterinary		283D-VET	06/01	95.9	95.1	95.1	-5.1	0
Premiums for property and casualty insurance ⁵	9331		06/98	114.8	115.9	116.2	5.8	.3
Primary services		9331-P	06/98	114.8	115.9	116.2	5.8	.3
Premiums for private passenger auto insurance		9331-1	06/98	118.2	119.0	119.5	7.2	.4
Premiums for private passenger auto insurance, California		9331-101	06/98	119.4	119.5	120.9	8.8	1.2
Premiums for private passenger auto insurance, New York		9331-102	06/98	119.4	121.2	121.3	9.2	.1
Premiums for private passenger auto insurance, Texas		9331-103	06/98	110.2	110.1	110.3	6.6	.2
Premiums for private passenger auto insurance, Florida		9331-104	06/98	134.8	136.0	136.2	12.3	.1
Premiums for private passenger auto insurance, Pennsylvania		9331-105	06/98	116.8	117.3	117.3	4.5	0
Premiums for private passenger auto insurance, Illinois		9331-106	06/98	115.0	116.2	116.4	6.5	.2
Premiums for private passenger auto insurance, Ohio		9331-107	06/98	116.9	117.0	117.3	5.1	.3
Premiums for private passenger auto insurance, Michigan		9331-108	06/98	135.9	142.2	145.2	15.1	2.1
Premiums for private passenger auto insurance, New Jersey		9331-109	06/98	102.1	102.3	102.2	1.9	-.1
Premiums for private passenger auto insurance, North Carolina		9331-111	06/98	114.5	112.7	112.7	.9	0
Premiums for private passenger auto insurance, all other areas		9331-112	06/98	117.4	118.1	118.6	6.4	.4
Premiums for homeowner's insurance		9331-2	06/98	133.8	135.5	136.3	10.5	.6
Premiums for homeowner's insurance, California		9331-201	06/98	133.6	133.8	136.5	16.0	2.0
Premiums for homeowner's insurance, New York		9331-202	06/98	114.5	115.0	115.3	6.1	.3
Premiums for homeowner's insurance, Texas		9331-203	06/98	139.5	139.3	139.3	.1	0
Premiums for homeowner's insurance, Florida		9331-204	06/98	127.7	131.0	131.2	10.5	.2
Premiums for homeowner's insurance, Pennsylvania		9331-205	06/98	127.1	128.1	128.4	5.9	.2
Premiums for homeowner's insurance, all other areas		9331-206	06/98	136.5	138.8	139.5	11.9	.5
Premiums for commercial auto insurance		9331-3	06/98	112.0	112.6	112.7	3.1	.1
Premiums for non-auto liability insurance		9331-4	06/98	108.1	109.5	109.7	4.5	.2
Premiums for product liability insurance		9331-401	06/98	110.2	113.3	113.5	9.8	.2
Premiums for medical malpractice insurance		9331-402	06/98	112.8	116.7	117.1	6.3	.3
Premiums for other non-auto liability insurance		9331-403	06/98	106.8	107.5	107.7	3.7	.2
Premiums for commercial multiple peril insurance		9331-5	06/98	108.7	109.2	109.5	2.8	.3
Premiums for worker's compensation insurance		9331-6	06/98	106.1	107.7	107.9	3.8	.2
Premiums for inland marine insurance		9331-7	06/98	105.4	105.6	105.6	1.0	0
Premiums for surety and financial guaranty insurance		9331-8	06/98	97.3	98.6	98.6	1.3	0
Premiums for fidelity insurance		9331-9	06/98	99.2	101.5	101.7	6.7	.2
Premiums for other property and casualty insurance		9331-A	06/98	111.3	112.7	112.8	4.7	.1

¹ Industry and product class indexes may include products not shown separately.

² The indexes for June 2003 have been recalculated to incorporate late reports and corrections by respondents. All indexes are subject to revision 4 months after original publication.

³ Not available.

⁴ Seasonal product—no price available this month.

⁵ The special index for 9331, in which prices reflect premiums only, contrasts with the index shown elsewhere in this table for SIC 6331, where prices reflect premiums plus the amount of investment income earned on the invested portion of the premium.
n.e.c. = Not elsewhere classified.

Note: NAICS 2002 replaces the SIC classification system beginning with the release of PPI data for January 2004. See <http://www.bls.gov/ppi/ppinaics.htm> for details.

Table 6. Producer price indexes and percent changes for commodity groupings and individual items, not seasonally adjusted

(1982=100 unless otherwise indicated)

Commodity	Commodity code	Other index base	Index			Percent change Oct. 2003 from:	
			June 2003 ¹	Sep. 2003 ¹	Oct. 2003 ¹	Oct. 2002	Sep. 2003
All commodities			138.0	138.5	139.4	4.7	0.6
Industrial commodities			139.2	139.2	139.3	3.3	.1
Farm products, processed foods and feeds			131.2	136.1	141.1	13.7	3.7
Farm products	01		107.3	116.1	124.1	25.2	6.9
Fruits & melons, fresh/dry vegs. & nuts	011		105.8	118.7	116.3	4.5	-2.0
Fresh fruits and melons	0111		79.3	82.7	88.9	-6.1	7.5
Citrus fruits	01		115.7	118.6	119.1	-30.6	.4
Grapefruits	0101		298.2	209.8	265.3	28.7	26.5
Lemons	0104		207.7	209.5	153.3	-46.6	-26.8
Valencia oranges	0105		65.7	73.4	73.2	-13.6	-.3
Navel oranges	0106		75.1	(²)	(²)	(²)	(²)
Tangerines	0108	12/91	(²)	(²)	98.0	-7.1	(²)
Other fruits and berries	02		71.5	76.4	83.0	6.7	8.6
Nectarines	0202	12/91	47.3	(²)	(²)	(²)	(²)
Cherries	0203	12/91	72.6	(²)	(²)	(²)	(²)
Apricots	0204	12/91	89.8	(²)	(²)	(²)	(²)
Avocados	0205	12/91	179.9	(²)	(²)	(²)	(²)
Pineapples	0207	12/91	136.4	133.5	168.3	45.0	26.1
Granny Smith apples	0208	12/91	95.9	106.6	87.7	-6.3	-17.7
Rome apples	0209	12/91	(²)	(²)	117.8	-3.6	(²)
Golden delicious apples	0211	12/91	93.4	(²)	106.1	-5.5	(²)
Red delicious apples	0215		112.4	111.0	142.3	-4.0	28.2
McIntosh apples	0216		(²)	(²)	132.6	-5.3	(²)
Table grapes	0218		(²)	70.3	68.9	14.3	-2.0
Peaches	0219		105.7	46.8	53.3	(²)	13.9
Pears	0221		(²)	129.3	105.7	1.1	-18.3
Strawberries	0222		82.1	108.4	135.7	44.8	25.2
Raspberries	0224	12/91	21.6	21.6	28.9	6.6	33.8
Blackberries	0225	12/91	41.5	40.1	(²)	(²)	(²)
Cranberries	0226	12/91	(²)	(²)	33.9	16.5	(²)
Blueberries	0227	12/91	19.9	19.2	(²)	(²)	(²)
Melons	03	12/91	60.6	49.0	64.9	-2.0	32.4
Cantaloupes	0301		104.0	82.5	117.0	-1.3	41.8
Honeydews	0302	12/91	131.9	113.6	117.8	-4.8	3.7
Fresh and dry vegetables	0113		125.5	151.6	137.8	14.9	-9.1
Dry vegetables	01		88.8	88.9	89.3	2.9	.4
Dry pea beans	0101		73.0	85.8	95.6	41.0	11.4
Dry pinto beans	0102	12/91	177.2	180.2	170.5	-10.0	-5.4
Dry great northern beans	0103	12/91	228.7	183.5	177.9	-13.9	-3.1
Dry pink beans	0104	12/91	201.6	201.6	171.7	-16.2	-14.8
Dry peas	0105	12/91	171.3	140.4	150.0	4.7	6.8
Dry lentils	0106	12/91	150.0	120.3	(²)	(²)	(²)
Fresh vegetables, except potatoes	02		138.8	173.9	156.9	23.6	-9.8
Cabbage	0211		149.7	142.0	168.6	30.7	18.7
Carrots	0212		141.5	145.4	136.5	-3.0	-6.1
Celery	0213		116.8	135.5	166.6	55.6	23.0
Sweet corn	0214		63.9	106.2	73.9	1.2	-30.4
Lettuce	0215		195.7	282.9	287.7	59.0	1.7
Dry onions	0216		145.3	105.3	110.6	30.6	5.0
Tomatoes	0217		168.3	166.2	149.2	3.1	-10.2
Snap beans	0218		272.9	258.4	257.3	69.2	-.4
Green peas	0219	12/91	(²)	(²)	89.8	(²)	(²)
Broccoli	0222	12/91	76.0	222.3	205.6	104.2	-7.5
Cauliflower	0223	12/91	46.4	75.8	46.4	50.6	-38.8
Spinach	0224	12/91	138.0	287.1	187.2	-.6	-34.8
Greens	0225	12/91	120.4	134.6	140.1	-2.5	4.1
Endive	0226	12/91	(²)	(²)	267.9	(²)	(²)
Green onions	0227	12/91	(²)	(²)	207.0	(²)	(²)
Green peppers	0228	12/91	201.8	(²)	212.5	(²)	(²)
Eggplant	0229	12/91	138.4	(²)	(²)	(²)	(²)
Squash	0231	12/91	113.8	176.8	228.8	42.9	29.4
Radishes	0233	12/91	(²)	201.8	350.3	69.4	73.6
Cucumbers	0234	12/91	(²)	188.0	157.1	-18.0	-16.4
Sweet potatoes	03		219.1	311.6	264.0	38.5	-15.3
Irish potatoes for consumer use	04		91.4	85.5	82.4	-28.3	-3.6
Long white potatoes	0401	12/91	110.7	(²)	(²)	(²)	(²)
Round white potatoes	0402	12/91	132.7	90.5	84.6	-40.4	-6.5
Russet potatoes	0403	12/91	77.6	84.3	82.8	-14.2	-1.8
Round red potatoes	0404	12/91	85.1	101.8	92.4	-32.1	-9.2
Irish potatoes for processing	05	12/91	40.8	37.4	31.2	-44.0	-16.6
Grains	012		97.9	97.2	87.9	-16.9	-9.6

See footnotes at end of table.

Table 6. Producer price indexes and percent changes for commodity groupings and individual items, not seasonally adjusted—Continued

(1982=100 unless otherwise indicated)

Commodity	Commodity code	Other index base	Index			Percent change Oct. 2003 from:	
			June 2003 ¹	Sep. 2003 ¹	Oct. 2003 ¹	Oct. 2002	Sep. 2003
Wheat	0121		98.2	95.7	92.8	-25.5	-3.0
Hard red winter wheat	0101		94.4	92.2	89.1	-30.1	-3.4
Hard red spring wheat	0102		108.6	103.4	104.7	-16.6	1.3
Soft white wheat	0103		87.1	94.5	85.9	-22.8	-9.1
Soft red winter wheat	0104		107.2	98.6	96.2	-25.4	-2.4
Other grains	0122		99.4	98.5	87.1	-14.8	-11.6
Barley	01		130.8	110.4	105.9	-16.7	-4.1
Corn	02		97.3	96.6	84.9	-14.7	-12.1
Oats	03		103.4	92.8	86.5	(²)	-6.8
Rye	04		105.5	73.2	73.2	(²)	0
Sorghum	05	12/91	94.0	102.7	94.7	-12.6	-7.8
Louisiana rough rice	0123	12/91	(²)	81.8	(²)	(²)	(²)
Long grain rice	0101	12/91	(²)	72.9	(²)	(²)	(²)
Medium grain rice	0102	12/91	(²)	104.7	(²)	(²)	(²)
Slaughter livestock	013		106.3	114.5	132.7	54.7	15.9
Slaughter cattle	0131		113.8	130.5	157.1	62.0	20.4
Slaughter steers and heifers	01		115.3	132.7	164.4	66.9	23.9
Slaughter cows and bulls	02		97.1	111.4	112.5	33.3	1.0
Slaughter vealers	03		75.4	65.0	70.0	100.6	7.7
Slaughter hogs	0132		82.2	69.1	65.6	23.8	-5.1
Slaughter barrows and gilts	01		83.0	69.2	65.3	22.7	-5.6
Slaughter sows	02		66.9	66.4	70.6	47.1	6.3
Slaughter lambs	0133		168.2	132.2	133.0	-.7	.6
Slaughter poultry	014		135.2	143.4	143.8	28.0	.3
Slaughter chickens	0141		144.3	153.9	152.4	33.1	-1.0
Slaughter broiler/fryers	02		146.3	156.1	154.6	33.2	-1.0
Slaughter turkeys	0142		100.5	103.1	111.1	6.4	7.8
Slaughter ducks	0143	12/91	135.0	135.0	135.0	-1.2	0
Plant and animal fibers	015		84.6	90.9	111.8	69.1	23.0
Raw cotton	0151		83.6	89.8	110.9	70.4	23.5
Wool	0152		95.3	100.7	98.6	13.9	-2.1
Fluid milk	016		83.0	104.9	110.9	22.5	5.7
Milk eligible for fluid use	0161		83.3	105.1	111.1	22.4	5.7
Milk, manufacturing grade	0162		83.7	112.5	118.2	28.6	5.1
Chicken eggs	017		115.7	145.4	159.4	81.3	9.6
Chicken eggs	0171						
Eggs for fresh use	07	12/91	95.6	111.1	119.3	61.0	7.4
Eggs, jumbo	0701	12/84	106.5	126.4	131.8	42.3	4.3
Eggs, extra large	0702	12/84	110.5	131.0	137.3	55.1	4.8
Eggs, large	0703		116.8	137.6	144.1	59.8	4.7
Eggs, medium	0704	12/84	103.3	108.4	135.6	79.4	25.1
Eggs, small	0705	12/84	78.3	85.2	107.0	66.7	25.6
Breaker stock and checks and undergrades	08	12/91	103.5	155.2	176.9	136.8	14.0
Breaker stock	0801	12/91	104.5	154.4	175.4	129.6	13.6
Checks and undergrades	0802	12/91	100.1	170.6	199.6	215.8	17.0
Hay, hayseeds and oilseeds	018		131.8	125.8	143.3	20.5	13.9
Alfalfa hay	0181		182.4	164.2	163.8	-12.1	-.2
Oilseeds	0183		118.5	114.6	134.4	30.1	17.3
Peanuts	0111		94.4	88.6	84.3	(²)	-4.9
Cottonseed	0121		(²)	126.7	131.7	3.9	3.9
Soybeans	0131		108.0	104.8	125.1	35.1	19.4
Flaxseed	0151	12/91	121.4	109.5	115.5	-.2	5.5
Sunflower	0161	12/91	114.7	109.0	105.1	-8.4	-3.6
Other farm products	019		(²)	163.9	165.7	1.9	1.1

See footnotes at end of table.

Table 6. Producer price indexes and percent changes for commodity groupings and individual items, not seasonally adjusted—Continued

(1982=100 unless otherwise indicated)

Commodity	Commodity code	Other index base	Index			Percent change Oct. 2003 from:	
			June 2003 ¹	Sep. 2003 ¹	Oct. 2003 ¹	Oct. 2002	Sep. 2003
Leaf tobacco	0192		(²)	109.9	111.1	1.9	1.1
Processed foods and feeds	02		143.2	145.0	148.5	8.9	2.4
Cereal and bakery products	021		170.7	171.4	171.3	2.6	-1
Bakery products	0211		195.0	195.4	195.6	2.5	.1
White pan bread	01		214.4	214.2	214.5	1.2	.1
Other bread	04		203.0	203.5	202.7	2.8	-4
White hearth bread	0401		220.3	219.5	220.2	3.9	.3
Dark wheat bread	0402		194.3	194.9	192.3	1.6	-1.3
Other variety bread, including rye	0404		193.3	195.4	195.3	2.9	-1
Bread type rolls/stuffing/croutons/crumb	05		187.9	188.0	189.0	.7	.5
Hamburger and weiner rolls	0501		188.8	188.9	190.9	.6	1.1
Other bread rolls and stuffing	0508	06/99	108.1	108.2	108.3	.7	.1
Sweet yeast goods	07		185.6	186.5	186.4	5.4	-1
Soft cakes	08		204.2	205.0	204.9	1.6	0
Pies	09		211.0	214.4	214.0	3.3	-2
Pastries	11		169.9	170.7	171.5	1.1	.5
Cake type doughnuts	12		185.0	185.7	185.7	1.5	0
Cookies, crackers, and related products	21		188.5	188.9	189.0	3.8	.1
Cookies, ice cream cones, and toaster pastries	2103	06/83	169.5	170.0	169.9	4.6	-1
Crackers, cracker sandwiches and pretzels	2104	06/83	204.2	204.5	204.9	3.1	.2
Flour and flour base mixes and doughs	0212		129.7	129.3	127.2	-.7	-1.6
Flour	03		124.5	122.9	119.2	-5.4	-3.0
Flour base mixes and doughs	04		136.3	137.2	136.8	3.9	-.3
Milled rice	0213		98.9	111.9	115.3	38.4	3.0
Head rice	01		103.3	118.2	122.3	43.7	3.5
Head rice	0106	06/03	100.0	114.4	118.4	(²)	3.5
Other milled rice and byproducts	02	06/84	65.2	69.7	70.0	15.7	.4
Other cereals	0214		161.6	161.4	162.2	1.9	.5
Pasta products	02	06/85	126.7	127.0	126.8	4.4	-2
Pasta products, including egg noodles	0203	12/02	104.3	104.5	104.4	(²)	-1
Other cereals except pasta products	09	06/85	157.0	156.6	157.5	1.6	.6
Breakfast cereals, instant hot and cooked	0903	12/00	103.2	101.9	101.9	-1.3	0
Breakfast cereals, ready to serve	0904	12/83	177.4	178.2	177.4	2.1	-.4
Manufactured starch	0907	06/85	134.6	130.3	132.9	-.5	2.0
Other grain mill products, except wheat	0908	06/98	110.3	110.5	114.4	3.1	3.5
Meats, poultry, and fish	022		132.9	133.6	143.5	22.9	7.4
Meats	0221		131.3	130.7	145.4	32.3	11.2
Beef/veal products, fresh or frozen	01		139.1	141.3	167.2	52.6	18.3
Beef carcass, fresh or frozen	0103	06/01	108.0	111.4	127.7	53.7	14.6
Boneless beef, fresh/frozen, inc. ground bulk/patty	0124	06/01	104.2	109.3	108.2	26.3	-1.0
Boxed beef/subprimal/fabricated cuts, however pkgd.	0125	12/95	145.4	143.1	181.3	60.2	26.7
Other beef product, fresh or frozen, inc. organ cuts	0128	06/01	101.3	120.6	132.3	49.5	9.7
Veal, fresh or frozen, not canned or sausage	0129	12/88	97.6	144.4	125.4	22.2	-13.2
Lamb/mutton, fresh or frozen	03		181.4	156.7	164.3	3.7	4.9
Pork products, fresh, frozen or processed	04		124.5	116.8	120.7	13.4	3.3
Pork, fresh/frozen, unproc., all cuts, ex. sausage	0444	06/01	100.5	90.8	93.7	17.7	3.2
Pork, processed or cured, not canned or sausage	0447	06/01	100.3	99.5	103.0	8.1	3.5
Other meats, fresh, frozen, or canned	05		122.5	124.2	127.4	11.2	2.6
Fresh/processed sausage, deli & cooked meats, etc.	0503	06/01	99.3	100.7	101.7	5.6	1.0
Canned meats, exc. dog, cat, and baby food	0579	12/88	121.8	121.9	122.6	1.2	.6
Portion control & other meat-type products	0586	12/01	105.9	107.7	113.5	23.0	5.4
Processed poultry	0222		115.6	119.9	120.5	10.9	.5
Young chickens (broilers/fryers/roasters)	03		118.9	124.9	126.1	19.6	1.0
Turkeys (toms/hens), inc. whole/parts/grou	06		90.2	93.6	94.9	1.2	1.4
Canned, cooked, smoked or prepared poultry	08		125.6	127.1	126.4	.8	-.6
Chicken hens and other poultry/small game	09	12/90	82.8	82.8	83.3	-1.4	.6
Other poultry/small game (duck, goose, rabbit, etc.)	0911	12/90	86.8	86.8	87.4	-4.6	.7
Unprocessed and packaged fish	0223		196.0	195.7	190.2	-7.0	-2.8
Unprocessed finfish	01		189.2	217.7	208.0	-27.6	-4.5
Haddock	0101		(²)	172.8	197.1	-12.7	14.1
Salmon	0103		85.5	123.9	(²)	(²)	(²)
Flounder	0131	12/91	(²)	94.0	81.6	-47.8	-13.2
Cod	0132	12/91	(²)	105.6	103.1	-23.5	-2.4
Pollock	0133	12/91	(²)	62.8	53.3	-64.8	-15.1
Other finfish	0199	12/91	(²)	225.8	246.4	21.7	9.1
Fresh packaged fish and seafood	02		231.7	231.5	226.4	4.2	-2.2
Frozen packaged fish and seafood	03		164.3	161.5	161.9	-.4	.2

See footnotes at end of table.

Table 6. Producer price indexes and percent changes for commodity groupings and individual items, not seasonally adjusted—Continued

(1982=100 unless otherwise indicated)

Commodity	Commodity code	Other index base	Index			Percent change Oct. 2003 from:	
			June 2003 ¹	Sep. 2003 ¹	Oct. 2003 ¹	Oct. 2002	Sep. 2003
Unprocessed and packaged fish—Continued	0223						
Frozen packaged fish, excluding shellfish	0311	12/82	156.8	155.2	156.9	0.5	1.1
Frozen packaged shellfish and other seafood	0313	12/82	154.7	151.2	150.6	-1.2	-.4
Canned and cured seafood	04		98.3	98.6	100.4	1.1	1.8
Unprocessed shellfish	05	12/91	(²)	159.2	137.5	-3.0	-13.6
Shrimp	0501	12/91	(²)	100.5	87.5	-14.9	-12.9
Crabs	0502	12/91	(²)	96.8	59.6	-33.3	-38.4
Clams	0504	12/91	(²)	207.5	183.9	0	-11.4
Other shellfish	0599	12/91	(²)	242.9	237.9	.1	-2.1
Dairy products	023		134.3	147.5	147.6	8.8	.1
Fluid milk products	0231		143.5	160.9	161.3	12.0	.2
Packaged fluid milk and related products	03	12/82	147.1	165.1	165.2	12.0	.1
Fluid whole milk	0301		141.8	161.9	159.7	12.7	-1.4
Lowfat milk (1/2-2%)	0302	12/82	156.6	177.3	179.8	14.4	1.4
Skim milk	0303	12/82	162.1	185.1	186.3	12.0	.6
Cream: light, heavy, sour, half & half, and whipped	0304	12/82	137.7	140.3	139.5	2.7	-.6
Cottage cheese	04	12/82	183.3	183.6	182.5	-1.0	-.6
Other milk products	05	12/82	143.9	152.5	152.3	5.4	-.1
Bulk fluid milk and cream	06	12/91	91.2	110.3	112.0	21.7	1.5
Butter	0232		82.0	84.7	87.3	12.4	3.1
Natural, processed, and imitation cheese	0233		118.9	135.3	135.5	11.5	.1
Natural cheese, except cottage cheese	02		110.9	131.3	131.4	15.2	.1
Processed cheese and related products	03		136.0	136.9	137.4	.7	.4
Ice cream and frozen desserts	0234		165.3	165.3	165.4	1.2	.1
Dry, condensed, and evaporated milk prod	0235		132.6	136.5	134.8	-1.5	-1.2
Dry milk product, including feed grade	02	12/83	110.4	115.3	112.5	-3.0	-2.4
Liquid milk products	03	12/83	173.6	174.7	175.5	-.3	.5
Consumer-type canned milk products	0301	12/83	205.0	205.0	205.8	1.6	.4
Bulk liquid milk products, including feed grade	0303	12/83	115.5	117.9	118.5	-4.7	.5
Ice cream mixes and related products	05	06/02	97.6	(²)	100.0	1.9	(²)
Processed fruits and vegetables	024		133.6	132.8	133.5	.2	.5
Canned fruits and juices	0241		141.4	142.1	142.0	1.2	-.1
Canned fruits	01		139.4	140.0	139.7	1.2	-.2
Canned fruit juices	02		144.5	145.3	145.3	1.3	0
Frozen fruits, juices and ades	0242		122.6	120.4	120.2	-.7	-.2
Frozen fruits, melons, and berries	02		134.2	132.4	132.9	-1.3	.4
Frozen juices and ades	03		118.5	116.1	115.7	-.3	-.3
Frozen orange juice	0301		109.4	106.7	106.1	-1.2	-.6
Other frozen fruit and berry juice, concentrate	0311		151.1	151.7	151.4	.7	-.2
Frozen fruit ades, drinks and cocktails	0313	06/97	136.9	135.8	136.6	7.0	.6
Citrus pulp and other citrus by products	04	06/97	77.5	76.1	76.1	-11.5	0
Dried and dehydrated fruits	0243		120.4	120.6	120.6	-.1	0
Canned vegetables and juices	0244		129.3	129.2	130.9	1.1	1.3
Canned vegetables, excl. hominy and mushrooms	0102	12/87	128.3	127.5	129.8	.3	1.8
Catsup and other tomato sauces	0127	12/87	123.8	123.8	125.4	1.8	1.3
Canned vegetable juices	0139	12/87	109.1	109.1	109.1	-1.5	0
Frozen vegetables	0245		133.9	133.9	135.2	2.3	1.0
Frozen potatoes	02	12/90	115.9	116.3	117.1	3.6	.7
Frozen French fried potatoes	0201		143.6	143.6	145.0	3.9	1.0
Other frozen potato products	0209		138.3	140.3	139.5	2.5	-.6
Frozen vegetables, except potatoes	05	12/90	111.7	111.5	112.8	.5	1.2
Frozen vegetable combinations	0521	12/90	105.0	104.7	107.1	2.1	2.3
Frozen vegetables, exc. potatoes & vegetable combos	0541	06/97	107.6	107.3	108.4	.2	1.0
Dried and dehydrated vegetables	0246		176.5	158.4	156.2	-16.0	-1.4
Dehydrated soups	0247	06/91	109.0	109.0	109.0	0	0
Sugar and confectionery	025		148.7	148.5	148.6	3.5	.1
Raw cane sugar and byproducts	0252		114.6	111.6	110.1	-4.3	-1.3
Raw cane sugar	0101		115.6	112.4	111.6	-3.6	-.7
Cane sugar byproducts	0102	06/89	91.9	91.9	83.8	-12.2	-8.8
Refined sugar and byproducts	0253		122.7	120.6	122.7	3.0	1.7

See footnotes at end of table.

Table 6. Producer price indexes and percent changes for commodity groupings and individual items, not seasonally adjusted—Continued

(1982=100 unless otherwise indicated)

Commodity	Commodity code	Other index base	Index			Percent change Oct. 2003 from:	
			June 2003 ¹	Sep. 2003 ¹	Oct. 2003 ¹	Oct. 2002	Sep. 2003
Refined sugar and byproducts—Continued	0253						
Refined cane sugar and byproducts	0701	12/02	102.8	104.5	103.5	(²)	-1.0
Refined beet sugar and byproducts	0702	12/02	101.3	95.4	100.5	(²)	5.3
Confectionery materials	0254		124.4	125.1	121.6	-2.0	-2.8
Chocolate coatings	0104	06/83	116.4	119.3	111.8	-8.8	-6.3
Other chocolate and cocoa products	0105	06/83	156.1	157.2	148.7	-8.2	-5.4
Corn sweeteners	0107	06/85	131.9	131.9	130.6	2.1	-1.0
Confectionery end products	0255		183.4	183.9	184.9	5.8	.5
Chewing gum	02		146.5	147.0	147.0	.6	0
Candy and nuts	03	06/83	165.4	165.7	166.8	6.2	.7
Chocolate and chocolate-type confectionery products	0301	06/83	160.6	160.9	161.5	5.1	.4
Nonchocolate confectionery products	0302	06/83	159.7	160.2	159.7	4.8	-.3
Processed nuts and seeds	0304	06/91	120.6	121.1	124.5	11.7	2.8
Other confectionery products	0305	06/91	139.6	136.1	137.5	2.7	1.0
Sweetening syrups and molasses	04	12/85	136.8	138.4	138.4	8.6	0
Beverages and beverage materials	026		150.1	149.7	150.0	1.5	.2
Alcoholic beverages	0261		148.9	148.3	148.6	1.0	.2
Malt beverages	01		147.4	147.4	147.4	2.6	0
Bottled beer	0101		132.2	132.2	132.2	2.0	0
Barrels and kegs	0105	06/82	172.8	172.8	172.8	3.7	0
Other malt beverages	0107	06/82	170.8	170.4	(²)	(²)	(²)
Distilled spirits exc brandy (bulk & bott)	02		160.6	158.4	158.6	-1.2	.1
Bottled liquor, except brandy	0215	06/83	175.8	173.1	173.3	-1.4	.1
Wines, brandy and brandy spirits	04	12/83	144.6	143.1	144.3	-2.9	.8
Grape table wines	0431	12/83	138.7	139.0	138.8	-1.9	-.1
Dessert wines	0434		134.1	134.0	132.8	-1.0	-.9
Effervescent wines	0435	12/83	134.3	127.1	134.3	-14.0	5.7
Non-grape, fortified, & speciality wine or coolers	0438	12/98	111.0	111.0	111.0	-.6	0
Beverage brandy and neutral fruit/brandy spirits	0439	12/83	(²)	117.0	127.6	(²)	9.1
Soft drinks	0262		152.9	152.5	152.9	1.3	.3
Noncarbonated soft drinks	06		146.7	146.4	146.8	.1	.3
Bottled carbonated soft drinks	07	12/96	121.4	120.8	121.7	2.3	.7
Bottled carbonated soft drinks, ex. plastic bottles	0704	12/00	114.8	114.3	114.5	1.2	.2
Bottled carbonated soft drinks in plastic	0705	12/96	119.3	118.7	119.6	2.4	.8
Canned carbonated soft drinks	08	12/96	109.2	109.0	109.0	1.3	0
Soft drink flavoring syrup sold bulk	09	12/96	131.6	131.6	131.3	.8	-.2
Packaged beverage materials	0263		129.2	129.1	129.1	5.0	0
Coffee (whole bean, ground, & instant)	01		127.7	127.7	127.9	5.4	.2
Soluble (instant) coffee	0103		130.6	130.6	130.6	0	0
Ground roasted and whole bean coffee	0104	06/88	109.3	109.3	109.5	6.3	.2
Tea	03		135.0	134.7	133.5	2.5	-.9
Other beverage materials	0264		158.5	159.1	159.1	1.9	0
Malt and malt byproducts	0101		96.7	99.5	99.2	5.2	-.3
Liquid beverage bases, not used for soft drinks	0109	12/85	151.8	151.8	151.8	3.9	0
Liquid beverage bases, used for soft drinks	0111	12/85	174.8	174.8	174.8	1.0	0
Fats and oils	027		157.2	153.1	165.2	28.7	7.9
Animal fats and oils	0271		125.9	143.5	199.9	93.9	39.3
Crude cottonseed & soybean oils	0272		139.5	138.8	122.9	22.4	-11.5
Crude soybean oil	0102	12/87	151.1	151.0	132.8	21.5	-12.1
Refined cottonseed and soybean oils	0275	06/85	103.3	87.7	90.2	44.8	2.9
Cottonseed oil, refined	0101	06/85	108.9	92.4	95.1	44.7	2.9
Other vegetable oils and by-products	0277	12/98	110.0	107.5	111.4	-3.1	3.6
All other vegetable oils, non-deodorized	01	12/98	94.6	92.4	97.0	3.1	5.0
All other deodorized oils and by-products	02	12/98	147.2	144.0	146.6	-10.5	1.8
Shortening and cooking oil	0278		159.0	156.7	171.3	15.7	9.3
Shortening, 100% vegetable	0102	12/89	124.0	121.7	127.4	8.7	4.7
Margarine	0109		196.7	194.1	211.5	10.2	9.0
Salad and cooking oils	0111		141.9	137.9	156.0	23.7	13.1
All other fully refined oils	0113		127.2	126.2	130.9	18.2	3.7
Miscellaneous processed foods	028		164.7	165.1	166.2	2.2	.7
Jams, jellies, and preserves	0281		139.9	140.0	140.0	2.0	0

See footnotes at end of table.

Table 6. Producer price indexes and percent changes for commodity groupings and individual items, not seasonally adjusted—Continued

(1982=100 unless otherwise indicated)

Commodity	Commodity code	Other index base	Index			Percent change Oct. 2003 from:	
			June 2003 ¹	Sep. 2003 ¹	Oct. 2003 ¹	Oct. 2002	Sep. 2003
Pickles and pickle products	0282		179.8	179.9	179.9	-0.2	0.0
Processed eggs	0283		91.1	101.4	102.6	19.2	1.2
Canned specialties	0284		174.0	175.7	175.3	1.0	-2
Canned baby foods	0101	12/82	229.2	230.1	229.2	.8	-4
Canned dry beans	0102	12/82	123.5	123.2	123.6	.2	.3
Canned specialty foods	0103	12/82	129.4	129.0	128.7	-.2	-.2
Canned soups	0104	12/82	226.1	231.8	231.0	2.3	-.3
Frozen specialties	0285		147.8	148.3	148.7	1.8	.3
Frozen pies and other baked goods	0109	12/82	177.3	177.1	178.9	4.6	1.0
Frozen dinners, meat pies, ethnic foods	0111	12/82	138.1	138.9	138.9	.7	0
Other frozen specialties	0113	12/82	148.1	148.1	148.1	1.7	0
Meat sauces	0286		151.0	150.7	149.2	-.3	-1.0
Other miscellaneous processed foods	0289		174.0	173.6	175.4	2.2	1.0
Mayonnaise, salad dressings, and sandwich spreads	0102	12/86	157.5	157.8	158.8	4.9	.6
Macaroni & noodle prods., packaged w/oth ingredients	0144	06/98	106.7	106.1	106.0	-.7	-.1
Dry mix preparations	0148	06/91	116.4	116.3	116.3	.2	0
Perishable prepared foods, not frozen	0149	06/91	123.3	122.6	123.8	1.6	1.0
Flavoring extracts, emulsions & other liquid flavors	0151	12/85	140.0	143.7	182.9	35.4	27.3
Other flavoring agents, except chocolate syrup	0154	12/00	102.5	102.7	102.7	.3	0
Spices	0156	06/91	145.1	144.8	145.1	-.8	.2
Peanut butter	0158	06/91	99.1	99.1	99.1	-2.7	0
Manufactured ice	0161	12/85	141.4	142.9	142.8	.8	-.1
Dairy product substitutes	0162	06/92	127.3	127.2	126.6	2.3	-.5
Chips (potato, corn, etc.)	0172	12/85	143.5	141.9	142.2	-.3	.2
Cider and vinegar	0174	12/85	113.4	107.2	103.2	-6.4	-3.7
Other food preparations	0175	12/85	149.6	151.3	151.1	4.9	-.1
Prepared animal feeds	029		111.1	113.6	114.8	5.8	1.1
Corn, cottonseed, & soybean cake & meal	0292		91.3	99.9	102.1	23.2	2.2
Cottonseed cake and meal	0101		103.7	104.6	110.2	.9	5.4
Soybean meal	0111		89.9	98.7	100.7	25.4	2.0
Formula feeds	0293		116.3	116.0	116.6	.9	.5
Poultry feeds: egg-type, broiler and turkey	0102	12/86	115.5	114.2	114.9	.3	.6
Dairy cattle feeds, complete	0104	12/86	123.4	123.0	124.8	-.6	1.5
Dairy cattle feeds, supplements and concentrates	0106	12/86	129.5	130.6	129.4	3.4	-.9
Swine feeds, complete	0108	12/86	141.5	141.1	143.1	-.3	1.4
Swine feeds, supplements and concentrates	0112	12/86	121.7	125.0	123.2	6.9	-1.4
Beef cattle feeds, complete	0114	12/86	156.8	161.9	162.8	.5	.6
Beef cattle feeds, supplements and concentrates	0116	12/86	133.7	134.2	135.3	2.8	.8
Other poultry and livestock feeds	0118	12/86	124.3	123.9	125.6	-.3	1.4
Miscellaneous feedstuffs	0294		137.8	140.3	141.6	3.7	.9
Pet food	02		157.6	157.3	157.4	.4	.1
Dog and cat food	0202	12/85	135.7	135.7	135.7	.3	0
Other pet and specialty feeds	0203	12/85	124.1	122.4	123.3	1.4	.7
Other than pet food	03		99.7	105.9	108.8	11.1	2.7
Meat meal and meat and bone meal	0301		85.6	96.6	99.8	22.0	3.3
Corn wet process byproducts, incl. gluten meal	0317	06/85	65.3	66.6	70.0	11.1	5.1
Soybean byproducts, incl. soy flour, grits, isolates	0323	06/95	112.6	125.6	116.4	5.2	-7.3
Other animal feeds, incl. fish scrap & feather meal	0325	12/97	73.8	77.2	80.7	7.2	4.5
Miscellaneous by-products of meat packing	0333	06/01	131.4	134.3	146.7	31.0	9.2
Textile products and apparel	03		119.7	119.5	119.7	0	.2
Synthetic fibers	031		106.9	106.4	106.0	-.3	-.4
Unprocessed filament yarns	0315		110.8	110.3	109.8	-.4	-.5
Non-cellulosic	02		102.6	102.0	101.5	-.4	-.5
Fibrous glass yarn	0231		104.8	101.7	98.1	-4.9	-3.5
Nylon and other polyamide fibers	0235	06/98	94.3	94.1	94.0	2.0	-.1
Polyester yarn, staple, tow, and waste	0237	06/98	94.8	94.6	94.8	-.5	.2
Other noncellulosic manmade, ex. glass, carton, graf	0238	06/98	102.7	102.7	(²)	(²)	(²)
Producer textured noncellulosic manmade fibers	0239	06/98	98.1	98.1	(²)	(²)	(²)
Processed yarns and threads	032		103.6	103.5	103.4	.9	-.1
Yarns	0326		99.8	99.7	99.6	.7	-.1
Cotton	01		85.1	85.7	86.2	3.0	.6
Carded cotton yarns	0111	12/00	92.2	93.7	94.1	3.6	.4
Combed cotton yarns	0121	12/00	89.9	86.5	87.2	-1.0	.8

See footnotes at end of table.

Table 6. Producer price indexes and percent changes for commodity groupings and individual items, not seasonally adjusted—Continued

(1982=100 unless otherwise indicated)

Commodity	Commodity code	Other index base	Index			Percent change Oct. 2003 from:	
			June 2003 ¹	Sep. 2003 ¹	Oct. 2003 ¹	Oct. 2002	Sep. 2003
Yarns—Continued	0326						
Wool	02		117.0	112.2	112.2	7.7	0.0
Synthetic	03		110.5	110.5	110.6	1.0	.1
Other throwing and winding mill products	04	12/88	102.2	101.4	100.6	-2.2	-.8
Rewound plied and novelty yarn, produced by others	0401	12/88	121.1	(²)	121.1	12.0	(²)
Thrown filament yarns, except textured	0402	12/88	110.4	110.4	(²)	(²)	(²)
Textured bulked or crimped filament yarn	0403	12/96	83.0	82.1	81.1	-4.1	-1.2
Commission throwing/texturing filament yar	05	12/88	105.3	105.3	105.3	-.8	0
Threads	0327		165.6	166.0	165.9	2.1	-.1
Thread for any use, grey or finished	05	12/00	101.0	101.3	101.3	2.2	0
Gray fabrics	033		110.2	110.1	111.6	-.3	1.4
Broadwovens	0337		109.0	108.9	110.8	1.2	1.7
Cotton	01		106.7	109.6	110.5	4.3	.8
Wool	02	06/85	100.5	100.8	100.8	1.9	0
Synthetic	03		106.0	104.5	106.9	-.3	2.3
Knits	0338		112.6	112.6	112.6	-8.0	0
Circular knits, except hosiery	03		106.6	106.6	106.6	-8.0	0
Other fabrics	0339	06/84	107.2	107.2	107.2	.4	0
Finished fabrics	034		120.6	121.1	121.1	-.2	0
Broadwovens	0342		116.7	117.7	117.3	-1.1	-.3
Cotton	01		108.1	108.0	108.8	-4.2	.7
Wool	02		126.0	135.5	128.4	6.5	-5.2
Finished broadwoven wool fabrics and felts	0206	12/01	102.7	110.6	104.7	6.6	-5.3
Synthetic	03		122.7	123.0	122.9	-.5	-.1
Knits	0343		97.0	98.1	97.7	.6	-.4
Finished circular knit fabrics	02	12/94	81.4	83.0	82.5	.9	-.6
Finished warp knit fabrics	09	06/95	98.7	98.7	98.7	.4	0
Narrow fabrics	0344		127.9	128.3	128.3	-1.5	0
Nonwovens and felt goods	0345		129.9	128.0	130.0	.5	1.6
Nonwoven fabrics	0321		128.4	128.6	128.7	.4	.1
Pressed, punched, or needled felts, except hats	0333	12/01	100.5	91.2	99.7	1.0	9.3
Coated fabrics, not rubberized	0346	06/85	140.3	140.6	140.5	.3	-.1
Vinyl coated or laminated fabric	0102	06/85	134.2	134.8	134.9	1.6	.1
Polyurethane and other coated or laminated fabric	0103	06/85	146.3	146.3	146.1	-.4	-.1
Embroideries and lace goods	0347	06/85	156.4	156.9	156.9	.7	0
Embroideries	01	06/85	156.4	156.9	156.9	.6	0
Schiffli machine embroideries	0105	06/85	(²)	143.8	143.8	0	0
Printing and stamping on apparel	0106	12/85	155.1	155.7	155.6	.6	-.1
Apparel & other fabricated textile prods	038		126.0	125.5	125.7	-.2	.2
Apparel	0381		125.5	124.8	125.2	-.2	.3
Women's	01		124.4	122.3	122.7	-.2	.3
Skirts, including uniforms	0122		114.6	113.8	113.8	.4	0
All other outerwear, n.e.c.	0143	06/83	138.8	138.3	138.3	.7	0
Sweaters, jackets, and jerseys	0144	12/84	95.7	(²)	95.9	-8.9	(²)
Dresses	0145	12/84	114.5	111.0	111.0	-1.8	0
Slacks, jeans, and dungarees	0151	12/84	100.6	98.3	98.3	-2.3	0
Blouses, waists & shirts exc. knit sport & sweat	0152		160.8	160.8	160.8	-1.0	0
Knit outerwear sportshirts, incl. sweatshirts	0153		141.5	142.9	142.9	-4.5	0
Separate tailored suit-type jackets, incl. uniforms	0162		118.5	118.3	118.3	.3	0
Tailored coats, ex. fur, all leather & raincoats	0163		87.4	(²)	(²)	(²)	(²)
Women's finished sheer hosiery and tights	0169	06/84	144.6	135.3	133.9	7.8	-1.0
Women's hosiery, shipped in the greige	0171	06/84	112.8	108.7	111.0	(²)	2.1
Brassieres	0174		136.7	135.8	135.8	-.9	0
Panties	0176		144.6	144.7	144.7	.1	0
Nightwear	0178		115.4	115.0	115.2	3.0	.2
Ladies' robes, dressing gowns and housecoats	0179		125.6	125.6	125.6	0	0
Bathing suits	0182		146.8	(²)	166.1	6.3	(²)
Men's and boys'	02		126.6	126.8	127.5	-.7	.6
Men's & boys' dress, sport, & uniform trousers	0215		126.0	128.2	127.5	.4	-.5
Men's and boys' jeans and jean cut casual slacks	0216	12/92	103.9	103.4	104.1	.2	.7
Men's and boys' work clothing	0221		127.8	128.2	128.2	.1	0
Men's and boys' work shirts	0228	06/83	125.7	125.8	125.8	.2	0
Men's and boys' suits, including uniforms	0231	06/02	100.9	100.6	100.3	-.2	-.3

See footnotes at end of table.

Table 6. Producer price indexes and percent changes for commodity groupings and individual items, not seasonally adjusted—Continued

(1982=100 unless otherwise indicated)

Commodity	Commodity code	Other index base	Index			Percent change Oct. 2003 from:	
			June 2003 ¹	Sep. 2003 ¹	Oct. 2003 ¹	Oct. 2002	Sep. 2003
Apparel—Continued	0381						
Men's and boys' tailored sportcoats and vests	0257	06/02	99.3	99.3	99.5	-0.3	0.2
Men's and boys' leather coats and jackets	0267	12/85	139.3	138.7	139.3	0	.4
Men's and boys' overcoats and topcoats	0268	06/02	100.0	(²)	100.0	0	(²)
Men's finished hosiery	0272		163.2	162.8	163.1	7.7	.2
Men's and boys' knit undershirts	0274		124.4	122.0	122.0	-2.8	0
Men's and boys' knit shorts and briefs	0275		101.9	101.9	101.9	0	0
Men's and boy's neckwear	0282		150.1	150.1	150.1	.9	0
Sweaters, jackets, swimwear, and athletic shorts	0283	12/97	97.9	98.2	99.1	-1.7	.9
Men's and boys' dress and woven sport shirts	0286	12/96	103.0	103.1	103.1	2.3	0
Men's/boys' knit sportshirts incl. sweatshirts	0298	06/83	92.6	92.9	94.6	-5.4	1.8
Girls', children's and infants'	03		119.5	120.2	120.2	.7	0
Dresses/blouses/shirts, ex. knit sport & sweatshirts	0349	12/84	128.4	128.9	128.7	.8	-2
Sweaters, jackets, and jerseys	0354	12/84	155.9	151.3	151.5	-3.3	.1
Infants' and children's ankle hosiery	0363	06/84	103.7	103.7	103.7	-2	0
Other infants' and children's finished hosiery	0365	06/84	105.9	105.9	105.9	.4	0
Miscellaneous apparel and accessories	04	12/83	135.7	135.9	136.0	-3	.1
Fur products	0407	12/83	139.2	136.7	136.7	-7.8	0
Milling, hats, and caps	0413	12/90	129.0	129.4	129.4	.7	0
Fabric workgloves and mittens	0419	06/85	128.3	127.9	127.9	-2	0
Raincoats and other waterproof outer garments	0422	06/02	100.8	100.6	100.7	-7	.1
Belts, other than leather	0425	06/85	113.5	113.3	113.2	(²)	-1
Other leather and sheep lined clothing	0427	12/99	108.6	108.5	108.8	1.1	.3
Knit products, n.e.c.	0429	12/85	97.2	95.6	94.8	-4.1	-8
Apparel and accessories, n.e.c.	0441	12/85	125.6	126.0	126.5	-6	.4
Contract work on apparel	05	06/87	117.7	118.1	117.8	.3	-3
Textile housefurnishings	0382		122.4	122.2	122.2	0	0
Bed clothes	01		110.5	109.8	109.8	.4	0
Other textile housefurnishings	03	06/83	131.8	132.0	132.0	-1	0
Cotton towels and washcloths	0303		121.9	121.7	121.7	-4	0
Draperies	0307		169.7	169.7	169.7	.5	0
Curtains, except lace	0308	06/84	133.0	136.1	136.0	.1	-1
Curtains and draperies, knit	0309	06/98	100.3	100.3	100.3	0	0
Other textile housefurnishings	0311	06/83	128.4	128.3	128.3	-1	0
Fabricated products, n.e.c.	0383		131.4	131.4	131.0	-2	-3
Industrial and other fabricated products	03		130.9	130.9	130.4	-3	-4
Automotive trimmings	0308	12/83	117.0	116.9	116.6	-1.9	-3
Other trimmings and findings	0311	12/83	139.4	139.9	139.7	(²)	-1
Soft fiber cordage and twine, except cotton	0324	06/85	119.5	120.5	120.3	1.6	-2
Cotton cordage and twine	0325	06/85	90.9	93.7	93.7	-3.0	0
Textile bags	0341	12/85	132.4	131.7	132.1	.4	.3
Canvas and related products	0345	06/03	100.0	98.8	99.4	(²)	.6
Fabricated textile products, n.e.c.	0351	12/85	113.2	113.6	112.6	.3	-9
Miscellaneous textile products/services	039	06/85	115.7	117.1	117.2	1.6	.1
Textile materials n.e.c. & proc. textile	0391	06/85	111.6	115.3	115.4	4.6	.1
Textile fibers, yarns, and fabrics, n.e.c.	01	06/85	112.3	115.9	114.9	2.0	-9
Padding and upholstery filling	0104	12/85	116.9	116.9	116.9	0	0
Jute goods and scouring and combing mill products	0106	12/01	107.2	113.1	110.4	-1.7	-2.4
Cotton linters	0111	12/91	99.5	136.0	126.7	27.6	-6.8
Textile waste	02	12/85	114.1	118.0	118.5	5.7	.4
Processed textile waste	0201	12/85	154.5	157.3	158.5	9.1	.8
Waste rags and textile waste	0202	12/86	97.1	104.5	104.5	3.8	0
Used wiping cloths	0203	12/86	87.7	87.7	87.8	0	.1
Contract work on textile products	0392	06/87	115.8	115.8	116.2	.2	.3
Commission finishing of broadwoven fabrics	0101	06/87	124.4	124.4	124.9	.4	.4
Commission embroidering, tucking, pleating, etc.	0102	06/91	109.2	110.6	108.8	-2.0	-1.6
Comm. knit/knit & fin. of circular & warp knit fabr.	0104	12/94	97.4	97.4	97.4	-8	0
Other finishing of textiles	0393	12/01	101.1	100.2	99.7	-9	-5
Hides, skins, leather, and related products	04		160.8	162.8	163.8	1.8	.6
Hides and skins, incl. cattle	041		176.7	188.9	191.7	-5	1.5
Leather	042		212.6	213.4	216.1	4.7	1.3
Finished and unfinished leather	0427	12/97	116.6	117.0	118.5	4.8	1.3
Finished cattlehide and kipside leather	0101		191.2	189.4	190.5	-1.6	.6
Unfinished leather	0103	12/97	147.4	151.8	156.2	20.4	2.9
Other leathers, finished and unfinished	0105	12/97	108.9	108.9	108.9	-5	0
Contract tanning and finishing	0109	12/97	116.3	116.3	116.5	-1	.2

See footnotes at end of table.

Table 6. Producer price indexes and percent changes for commodity groupings and individual items, not seasonally adjusted—Continued

(1982=100 unless otherwise indicated)

Commodity	Commodity code	Other index base	Index			Percent change Oct. 2003 from:	
			June 2003 ¹	Sep. 2003 ¹	Oct. 2003 ¹	Oct. 2002	Sep. 2003
Footwear	043		148.0	147.5	148.0	1.3	0.3
Men's footwear, excluding athletic	0431		161.9	161.2	162.0	2.0	.5
Women's footwear, excluding athletic	0432		134.0	133.6	133.6	0	0
All other footwear	0439	12/02	100.1	100.1	100.1	(²)	0
Other leather and related products	044		148.1	148.7	148.1	.1	-.4
Luggage and small leather goods	0441		137.9	138.8	137.6	-.7	-.9
Hand luggage	0112	12/84	115.2	113.9	(²)	(²)	(²)
Luggage other than hand luggage	0113	12/84	141.7	141.6	141.7	-4.4	.1
Women's & children's handbags & purses	0128	06/82	127.5	132.2	131.1	3.2	-.8
Other personal leather goods	0132	06/82	148.3	148.4	144.6	-2.3	-2.6
Gloves	0442		152.5	152.3	152.3	-.1	0
All leather dress & semidress gloves and mittens	0103	06/85	133.4	133.2	133.2	.2	0
All leather work gloves and mittens	0104	06/85	146.0	146.7	146.7	-2.5	0
Industrial leather	0443		190.4	190.4	(²)	(²)	(²)
Footwear cut stock	0444		166.0	168.4	168.7	1.6	.2
Leather/leather-like goods, n.e.c.	0445	06/85	146.6	146.6	146.6	.2	0
Leather/leather-like goods, other than belts	0101	06/85	147.0	147.0	147.0	.3	0
Leather belts	0111	06/85	145.4	145.4	145.4	.1	0
Fuels and related products and power	05		114.3	113.1	111.1	11.4	-1.8
Coal	051		100.4	100.3	101.1	2.5	.8
Anthracite	0511		111.1	111.4	111.6	3.6	.2
Prepared anthracite shipped	01		111.4	111.7	112.0	5.1	.3
Unprepared anthracite shipped	02		103.7	103.7	103.7	(²)	0
Bituminous coal and Lignite	0512		100.3	100.2	101.0	2.5	.8
Unprepared bituminous coal and Lignite	08		89.1	88.5	90.1	3.7	1.8
Prepared bituminous and Lignite	09	12/01	104.1	104.2	104.8	2.3	.6
Mechanically cleaned bituminous coal and lignite	0901	12/01	101.0	101.0	101.4	.6	.4
Bituminous coal and Lignite, other preparation	0902	12/01	104.2	104.3	104.9	2.3	.6
Gas fuels	053		212.5	187.5	175.0	33.4	-6.7
Natural gas	0531		237.4	206.7	187.3	39.2	-9.4
Liquefied petroleum gas	0532		145.6	138.1	147.2	13.4	6.6
Propane	0104		171.6	163.4	169.8	20.6	3.9
Butane and isobutane	0105		92.7	94.9	104.7	17.1	10.3
Gas mixtures and other natural gas liquids	0107	06/84	148.3	136.9	145.5	9.2	6.3
Electric power	054		144.2	147.9	144.7	5.9	-2.2
Residential electric power	0541	12/90	122.4	124.1	121.7	5.3	-1.9
Commercial electric power	0542		143.2	149.0	145.5	6.5	-2.3
Industrial electric power	0543		148.3	152.2	148.9	6.4	-2.2
Other electric power	0545	12/90	114.7	117.2	115.4	4.9	-1.5
Utility natural gas	055	12/90	175.3	169.1	167.4	25.9	-1.0
Residential natural gas	0551	12/90	174.5	170.2	169.0	24.9	-.7
Commercial natural gas	0552	12/90	177.2	172.7	170.0	24.8	-1.6
Industrial natural gas	0553	12/90	185.5	177.6	175.6	27.7	-1.1
Natural gas to electric utilities	0554	12/90	152.3	140.9	139.8	26.3	-.8
Other natural gas	0555	12/90	162.1	164.5	164.6	34.8	.1
Crude petroleum (domestic production)	0561		82.3	76.5	81.7	6.5	6.8
Petroleum products, refined	057		92.3	97.8	96.6	1.0	-1.2

See footnotes at end of table.

Table 6. Producer price indexes and percent changes for commodity groupings and individual items, not seasonally adjusted—Continued

(1982=100 unless otherwise indicated)

Commodity	Commodity code	Other index base	Index			Percent change Oct. 2003 from:	
			June 2003 ¹	Sep. 2003 ¹	Oct. 2003 ¹	Oct. 2002	Sep. 2003
Gasoline	0571		99.4	109.9	103.1	3.7	-6.2
Unleaded premium gasoline	03		101.5	113.2	105.1	3.5	-7.2
Unleaded regular gasoline	04		97.4	107.3	100.9	3.5	-6.0
Unleaded mid-premium gasoline	05	12/87	168.4	187.9	176.1	4.0	-6.3
Kerosene and jet fuels	0572		79.9	74.4	78.2	-9.9	5.1
Kerosene	02		75.2	74.7	87.4	2.8	17.0
Jet fuel	03		80.5	74.6	77.7	-10.8	4.2
Light fuel oils	0573		87.2	88.2	97.8	2.8	10.9
Home heating oil and other distillates	02		84.4	85.1	94.1	3.2	10.6
Home heating oil and distillates	0201		84.4	85.1	94.1	3.2	10.6
#2 diesel fuel	03		89.8	91.1	101.1	2.4	11.0
Residual fuels	0574		90.9	103.3	96.0	3.8	-7.1
Finished lubricants	0576		168.6	168.6	170.4	4.8	1.1
Lubricating grease	03		172.0	171.7	172.1	1.3	.2
Lubricating and similar oils	04	06/85	156.9	156.9	158.7	5.0	1.1
Petroleum and coal products, n.e.c.	058	12/84	86.6	82.0	79.7	-2.2	-2.8
Petroleum and coal products, n.e.c.	0581						
Asphalt	0112	06/85	87.4	81.3	78.3	-3.6	-3.7
Other petroleum and coal products	0119	12/84	139.3	139.9	139.8	1.7	-.1
Chemicals and allied products	06		162.2	161.2	161.9	4.2	.4
Industrial chemicals	061		142.0	139.5	140.8	6.2	.9
Basic inorganic chemicals ⁴	0613		121.5	122.7	123.1	5.6	.3
Alkalies and chlorine	01		136.1	139.2	137.4	19.5	-1.3
Natural sodium carbonate and sulfate	0103		84.8	84.8	82.9	-4.8	-2.2
Chlorine	0107	12/97	79.5	74.8	74.3	17.0	-7
Sodium hydroxide (caustic soda)	0108	12/97	96.6	106.1	104.7	48.7	-1.3
Other alkalies	0109	12/97	93.2	93.1	92.1	-6.1	-1.1
Other inorganic chemicals	02		119.0	120.0	120.7	3.5	.6
Aluminum compounds	0209	06/95	92.6	94.0	94.4	3.5	.4
Lime, inc. quick, hydrated & dead burned dolomite	0213		124.3	125.2	125.2	3.4	0
Potassium & sodium compounds, ex. bleaches/alkalies	0217	06/01	99.8	98.3	98.4	.6	.1
Other inorganic acids, inc. hydrochloric	0224	06/01	74.3	71.1	(²)	(²)	(²)
Sulfuric acid	0232	06/87	125.0	134.8	158.5	22.5	17.6
Barite	0252	12/84	86.5	86.5	86.5	.5	0
Rock salt	0271	12/84	170.6	171.3	171.3	-9	0
Processed or refined potassium salts	0274	12/84	138.7	139.0	141.4	5.4	1.7
Other inorganic chemicals	0282	12/82	125.1	126.4	126.3	3.8	-.1
Basic organic chemicals ⁴	0614		146.9	143.4	144.9	6.2	1.0
Primary	01		132.5	135.4	138.7	19.1	2.4
Aromatics, not made in a refinery	0197	06/01	120.0	131.1	128.9	26.7	-1.7
Liquid refinery gases	0198	06/01	127.6	126.1	132.1	16.5	4.8
Other primary basic organic chemicals	0199	06/87	140.4	(²)	(²)	(²)	(²)
Intermediate	02		127.7	129.4	128.7	4.8	-.5
Cyclic intermediate chemicals	0281	06/01	116.3	117.8	117.0	5.4	-.7
Synthetic organic dyes	0282	06/01	88.1	89.1	89.8	-1.2	.8
Other basic organics	03		135.9	128.1	128.8	-.5	.5
Ethanol (ethyl alcohol)	0341		157.0	165.6	162.6	-.6	-1.8
Other basic organics	0399	06/87	134.7	126.5	127.2	-.5	.6
Paints and allied products	062		172.9	173.1	173.1	2.1	0
Prepared paint	0621		170.7	171.4	171.5	2.6	.1
Architectural coatings	01		181.6	181.9	182.0	3.8	.1
Interior water based paint	0101		184.9	185.1	185.1	2.3	0
Interior solvent based paint	0131		202.3	202.3	202.3	6.2	0
Exterior solvent based paint	0171	06/83	192.2	192.5	193.4	10.0	.5
Exterior water based paint	0181	06/83	152.1	152.6	152.6	1.2	0
OEM finishes	02	06/83	127.4	127.7	127.7	1.2	0
Special purpose coatings	03	06/83	221.6	224.1	224.1	2.4	0
Paint materials	0622		174.0	172.9	172.7	.8	-.1
Paint colors	02		147.2	146.1	146.0	.6	-.1
Iron oxide pigments	0206	06/83	177.9	178.9	174.5	-2.4	-2.5
Titanium pigments	0209		148.1	145.5	145.6	-.1	.1
All other organic pigments	0298	06/87	122.6	121.9	122.6	1.4	.6
All other inorganic pigments	0299	06/83	131.8	133.7	132.7	2.9	-.7
Paint fillers	04		122.0	121.9	121.9	2.2	0

See footnotes at end of table.

Table 6. Producer price indexes and percent changes for commodity groupings and individual items, not seasonally adjusted—Continued

(1982=100 unless otherwise indicated)

Commodity	Commodity code	Other index base	Index			Percent change Oct. 2003 from:	
			June 2003 ¹	Sep. 2003 ¹	Oct. 2003 ¹	Oct. 2002	Sep. 2003
Allied and miscellaneous paint products	0623	06/83	176.6	176.7	176.6	2.5	-0.1
Thinners for dopes, lacquers & oleoresinous thinners	0112	12/88	227.9	227.9	227.9	6.4	0
Misc. related prod., inc putty, brush cleaners, etc.	0113	12/88	132.9	133.0	133.0	1.3	0
Drugs and pharmaceuticals	063		274.3	276.4	276.6	3.2	.1
Medicinal and botanical chemicals	0631		135.4	135.1	135.2	1.7	.1
Synthetic organic medicinal chemicals, bulk	0201	06/82	134.4	133.6	134.5	1.4	.7
Other medicinals and botanicals, bulk	0202	06/82	128.2	129.8	128.5	3.3	-2.5
Preparations, veterinary	0634		126.6	125.5	125.5	-5.1	0
Biological products	0637		178.6	179.4	178.2	.1	-.7
Blood & derivatives, human use	11		121.5	(²)	(²)	(²)	(²)
Diagnostics and other biologicals	14		200.7	200.9	200.3	.7	-.8
Diagnostic substances	1402		152.3	153.4	151.9	.9	-1.0
Biologicals for veterinary use	15		119.5	119.4	119.4	6.4	0
Veterinary vaccines	1514		110.0	110.0	110.0	5.5	0
Other biologicals for veterinary use	1516	06/87	164.8	(²)	164.8	9.3	(²)
Biological prod. for indus. & other uses	16	06/87	116.2	(²)	116.2	.9	(²)
Pharmaceutical preparations	0638	06/01	107.1	108.2	108.4	4.1	.2
Neoplasms, endocrine & metabolic disease	01	06/01	116.5	119.5	119.2	9.5	-.3
Central nervous system and sense org	02	06/01	103.4	105.2	105.8	5.3	.6
Cardiovascular system	03	06/01	108.1	108.0	108.4	3.0	.4
Respiratory system	04	06/01	110.0	110.4	111.1	3.2	.6
Digestive and genito-urinary systems	05	06/01	106.8	107.0	107.0	3.9	0
Skin preparations	06	06/01	104.2	104.3	104.3	1.7	0
Vitamins, nutrients & hematonic preps.	07	06/01	100.3	100.1	100.1	.7	0
Parasitic and infective diseases	08	06/01	108.7	111.0	111.1	4.2	.1
Fats and oils, inedible	064		120.9	112.6	127.8	34.0	13.5
Fats and oils, inedible	0641						
Inedible tallow and grease, except wool grease	0132	06/02	134.8	125.5	142.8	34.2	13.8
Agricultural chemicals and chemical prod	065		135.0	135.4	136.2	9.8	.6
Mixed fertilizers	0651		119.9	120.1	120.4	5.4	.2
Fertilizer materials	0652		125.5	126.5	127.1	20.7	.5
Nitrogenates	01		147.3	147.5	149.7	39.1	1.5
Synthetic ammonia, nitric acid & ammonium compounds	0135	06/03	100.0	100.7	102.3	(²)	1.6
Urea	0136		101.0	100.2	101.6	38.0	1.4
Fertilizer materials of organic origin	0137	12/93	(²)	177.1	177.7	(²)	.3
Phosphates	02		108.8	110.3	110.0	8.7	-.3
Superphosphate & other phosphate fert. materials	0271	06/03	100.0	101.7	100.3	(²)	-1.4
Other agricultural chemicals	0653		148.5	148.2	149.3	1.3	.7
Agricultural & commercial insecticides & chemicals	0106	06/03	100.0	99.8	100.5	(²)	.7
Lawn & garden pesticides & chemicals	0107	06/03	100.0	100.0	100.3	(²)	.3
Household & institutional pesticides & chemicals	0108	06/03	100.0	99.9	101.0	(²)	1.1
Plastic resins and materials	066		149.2	144.8	145.4	5.2	.4
Thermoplastic resins	0662		149.5	144.5	145.2	5.5	.5
Polyester resins, saturated	02		151.8	153.7	150.1	8.2	-2.3
Polypropylene resins	05		111.6	103.1	104.0	6.0	.9
Styrene plastics materials	06		119.1	120.3	115.0	5.6	-4.4
Vinyl and vinylidene resins	07		173.3	160.3	160.3	1.5	0
Other thermoplastic resins	11	12/98	133.1	128.7	131.8	6.4	2.4
Polyethylene resins	1101	12/98	149.6	(²)	(²)	(²)	(²)
Acrylic resins	1102	12/86	124.6	(²)	125.9	7.2	(²)
Other thermoplastic resins, incl. nylon	1103	12/98	113.1	114.6	113.8	2.8	-.7
Thermosetting resins	0663		157.9	155.4	155.6	3.5	.1
Other chemicals and allied products	067		140.8	141.5	141.7	1.3	.1
Soap and synthetic detergents	0671		129.6	130.9	130.7	.3	-.2
Soaps & synth. detergents, ex. glycerin	04	06/83	124.5	125.8	125.6	.4	-.2
Soaps and detergents, nonhousehold	0401	06/83	156.0	156.2	156.8	-.8	.4
Household detergents	0402		111.4	113.3	112.8	1.1	-.4
Household soap, except specialty cleaners	0403	06/83	146.1	146.1	146.1	.1	0
Specialty cleaning, polish. & san. prods	0672	06/83	139.9	141.0	139.8	.4	-.9
Household bleaches	0101	06/83	137.8	(²)	137.8	2.2	(²)

See footnotes at end of table.

Table 6. Producer price indexes and percent changes for commodity groupings and individual items, not seasonally adjusted—Continued

(1982=100 unless otherwise indicated)

Commodity	Commodity code	Other index base	Index			Percent change Oct. 2003 from:	
			June 2003 ¹	Sep. 2003 ¹	Oct. 2003 ¹	Oct. 2002	Sep. 2003
Specialty cleaning, polish. & san. prods.—Continued	0672						
Specialty cleaning and sanitation products	0102	06/83	135.6	136.9	135.3	-0.2	-1.2
Polishing preparations and related products	0103	06/83	155.6	156.5	156.4	1.6	-.1
Cosmetics and other toilet preparations	0675		140.5	140.5	140.6	.7	.1
Shaving preparations	02		117.4	117.4	117.4	1.3	0
Perfume, cologne & toilet water	03		158.3	158.1	158.1	.6	0
Hair preparations	04		144.1	143.7	143.7	-2	0
Dentifrices	05		105.5	105.5	105.5	-1	0
Creams, lotions and oils	14	06/99	101.2	101.2	101.7	.6	.5
Other cosmetics and toilet preparations	15	06/99	103.5	103.8	103.7	1.7	-.1
Misc. chemical prod. and preparations	0679		145.1	145.9	146.5	2.0	.4
Explosives	02		154.9	161.3	161.3	7.9	0
Other blasting accessories	0225		149.8	(²)	(²)	(²)	(²)
Other industrial explosives	0233		106.6	109.0	109.0	4.6	0
Industrial gases	03		145.2	146.3	150.6	3.1	2.9
Acetylene	0301		166.3	161.2	172.6	7.7	7.1
Carbon dioxide	0302		(²)	133.7	130.1	(²)	-2.7
Nitrogen	0303		97.9	98.1	107.1	2.3	9.2
Oxygen	0304		165.8	170.2	169.2	2.9	-.6
Other industrial gases, n.e.c.	0308		(²)	136.3	138.5	(²)	1.6
Adhesives and sealants	04	12/83	160.5	161.4	161.2	1.2	-.1
Natural base glues and adhesives	0401	12/83	169.3	169.3	169.3	.9	0
Synthetic resin and rubber adhesives	0402	12/83	163.8	166.0	165.9	2.5	-.1
Caulking compounds and sealants	0403	12/83	142.1	140.5	140.0	-1.6	-.4
Surface active agents	05	12/83	158.1	159.8	159.0	2.1	-.5
Textile and leather assistants and	0501	12/83	128.8	130.3	128.3	.4	-1.5
Bulk surfactants	0502	12/83	161.8	163.5	162.9	2.3	-.4
Gum and wood chemicals	06	06/84	158.3	157.4	157.2	.6	-.1
Softwood distillation products	0601	06/84	129.9	129.2	131.5	6.7	1.8
Tall oils	0606		166.6	165.5	166.9	3.9	.8
Other miscellaneous chemical products	09		131.7	131.8	132.4	2.0	.5
Salt, evaporated and solar	0904	06/85	131.7	133.9	(²)	(²)	(²)
Carbon, black	0918	12/83	153.8	145.7	149.1	12.3	2.3
Printing ink	0919	06/84	135.7	135.5	135.2	-1.5	-.2
Water-treating compounds	0961	06/85	138.3	141.6	141.7	2.7	.1
Other chemical preparations, n.e.c.	0999	06/85	148.1	148.5	149.5	1.8	.7
Rubber and plastic products	07		130.5	130.5	130.4	2.0	-.1
Rubber and rubber products	071		119.1	119.9	120.2	2.2	.3
Rubber, except natural rubber	0711		125.6	127.2	127.6	5.0	.3
Synthetic rubber	02		126.2	127.9	128.2	4.9	.2
Synthetic rubber, inc. sbr and ethylene propylene	0224	06/03	100.0	99.4	99.7	(²)	.3
Tires, tubes, tread, & repair materials	0712		97.5	98.3	98.9	3.8	.6
Tires	01		95.3	96.0	96.7	3.9	.7
Passenger car radial tires	0103		90.2	91.1	91.7	3.9	.7
Truck/bus tires, including off-highway	0105		93.3	94.0	94.8	4.5	.9
Tractor/implement tires	0111		118.8	119.4	(²)	(²)	(²)
Other pneumatic and all solid tires	0121	06/83	126.3	127.1	127.7	2.2	.5
Inner tubes	02		109.1	109.1	109.1	-.5	0
Tread rubber, tire sundries, & repair matl	03		139.0	139.9	139.0	2.0	-.6
Tread rubber, natural and synthetic	0351		130.5	(²)	(²)	(²)	(²)
Other tire sundries and repair materials, n.e.c.	0353		173.3	173.7	173.3	-.2	-.2
Miscellaneous rubber products	0713		140.8	141.3	141.3	.2	0
Footwear	01		128.3	128.3	128.3	.2	0
Protective footwear	0107		144.4	144.4	144.4	.8	0
Shoes with fabric uppers, exc sandals & slippers	0108	12/86	(²)	(²)	114.5	(²)	(²)
Rubber and plastic belts and belting	03		149.3	149.7	149.7	.9	0
Conveyor and elevator	0361		183.3	184.5	184.5	2.6	0
Rubber hose	04		157.2	158.3	158.3	1.7	0
Hose, garden	0456		212.4	(²)	(²)	(²)	(²)
Hose, hydraulic	0481		155.7	158.5	158.5	1.4	0
Hose, mandrel made, textile, nonhydraulic	0482		184.9	(²)	184.9	0	(²)
Hose, mandrel made, wire, nonhydraulic	0483		91.2	91.2	91.2	1.9	0
All other rubber hose	0484		156.4	156.4	156.4	2.5	0
Miscellaneous rubber products, n.e.c.	06	06/83	132.7	133.0	133.1	-.1	.1
Molded rubber mechanical goods	0602	06/83	120.8	121.7	121.1	.1	-.5
Extruded and lathe cut, mechanical rubber goods	0603	06/83	121.0	121.0	121.0	.2	0
Industrial rubber products, n.e.c.	0604	06/83	165.8	166.6	166.4	-.4	-.1
Rubber clothing and coated fabrics	0605	06/83	136.4	136.4	145.9	5.3	7.0
Other rubber goods	0606	06/83	133.9	133.7	133.3	-1.4	-.3
Sponge and foam rubber	0607	06/83	143.3	143.3	143.3	-3.2	0

See footnotes at end of table.

Table 6. Producer price indexes and percent changes for commodity groupings and individual items, not seasonally adjusted—Continued

(1982=100 unless otherwise indicated)

Commodity	Commodity code	Other index base	Index			Percent change Oct. 2003 from:	
			June 2003 ¹	Sep. 2003 ¹	Oct. 2003 ¹	Oct. 2002	Sep. 2003
Miscellaneous rubber products—Continued	0713						
Rubber floor and wall coverings	0608	06/83	123.0	122.6	122.7	0.5	0.1
Compounds or mixtures	0612	06/83	124.2	123.9	123.7	-2.3	-.2
Rubber druggist & medical sundries, incl. gloves	0614	12/99	106.9	106.9	107.1	2.4	.2
Prophylactics	0615	12/99	102.3	102.1	102.3	.1	.2
Plastic products	072		139.0	138.8	138.5	1.9	-.2
Construction products from plastics	0721		139.5	137.8	138.6	0	.6
Plumbing products	0601		126.1	120.4	121.4	2.7	.8
Other plastic construction products	0602		151.5	151.6	152.4	-1.0	.5
Unsupp. plastic film/sheet/other shapes	0722		142.7	143.8	141.4	2.4	-1.7
Laminated plastic sheets, rods, and tube	0723		154.4	154.1	154.1	-.1	0
Packaging products from plastics	0725		139.9	139.2	139.1	6.7	-.1
Parts for manufacturing from plastics	0726		116.2	116.2	116.2	-.3	0
Parts for transportation equip.	01		119.0	119.1	119.1	-.5	0
Other parts and components for mfg.	02		111.5	111.5	111.8	.4	.3
Plastic components for furniture	03	12/82	135.3	135.7	134.3	-1.0	-1.0
Consumer, institut., & comm. prod., nec.	0728		138.0	137.5	137.4	.1	-.1
Other plastic products	0729	12/82	149.1	149.1	149.1	3.8	0
Custom compounding of purchased plastic resins	0196	12/99	108.0	107.7	107.8	5.8	.1
Reinforced fiberglass and plastic products, n.e.c.	0197	12/99	103.9	103.9	103.9	.2	0
Foam products, ex. polystyrene and urethane	0198	12/99	112.4	(²)	112.9	5.4	(²)
Lumber and wood products	08		173.8	184.4	184.3	7.0	-.1
Lumber	081		171.0	184.5	180.5	7.4	-2.2
Softwood lumber	0811		164.9	184.5	178.1	7.2	-3.5
Douglas fir, dressed	01		172.2	201.7	188.3	6.5	-6.6
Boards under 2 in. thick	0125		186.0	193.8	(²)	(²)	(²)
2 in. lumber	0126		166.2	202.2	185.2	9.1	-8.4
Timbers & lumber over 2 in. thick	0127		186.0	190.2	183.5	-1.2	-3.5
Southern pine, dressed	02		136.4	163.9	151.3	16.7	-7.7
Boards under 2 in. thick	0245		157.9	150.6	150.7	-2.5	.1
2 in. lumber	0246		129.7	165.6	149.4	21.2	-9.8
Timbers & lumber over 2 in. thick	0247		157.7	153.8	160.3	17.7	4.2
Other species, dressed	03		175.7	199.1	191.9	9.5	-3.6
Western species (ex. Douglas fir)	0332	12/86	153.3	179.5	171.4	9.2	-4.5
Rough softwood lumber	04		159.5	166.8	168.8	.1	1.2
Eastern species	0411	12/86	132.7	132.7	132.7	.2	0
Western species	0412	12/86	165.2	182.4	187.2	0	2.6
Flooring, siding, and cut stock	05		188.1	190.3	190.1	.8	-.1
Softwood cut stock	0503		200.7	203.1	202.9	.9	-.1
Hardwood lumber	0812		190.0	193.1	193.4	7.7	.2
Rough hardwood lumber	01		201.4	203.3	202.1	7.3	-.6
Oak	0107		196.3	198.6	201.5	10.7	1.5
Maple, gum, and ash rough	0113	06/95	127.1	127.8	121.2	.8	-5.2
Poplar	0133		128.4	127.2	127.5	1.0	.2
Other rough hardwood lumber	0199	06/95	132.0	136.2	137.2	16.4	.7
Dressed hardwood lumber, ex. siding	02		171.4	174.8	174.6	6.9	-.1
Oak	0201		158.7	165.6	166.8	9.5	.7
Other than oak	0202		182.5	181.2	179.3	3.8	-1.0
Hardwood dimension	03		189.6	190.2	190.2	.8	0
Hardwood dimension stock	0311	06/84	163.4	163.5	163.5	.5	0
Wood frames for household furniture	0312	06/84	166.7	168.4	168.4	1.7	0
Hardwood flooring	04	06/84	158.0	165.3	168.7	18.2	2.1
Millwork	082		181.3	183.6	183.6	1.9	0
General millwork	0821		185.4	186.0	186.2	1.1	.1
Wood kitchen cabinets and cabinetwork	0101		175.3	175.1	175.4	3.0	.2
Vanities and other cabinetwork	0103	06/84	163.3	163.3	163.4	1.2	.1
Wood window units	0112	06/83	172.0	172.0	172.1	1.6	.1
Wood sash	0122	06/83	171.5	173.1	175.4	-5.7	1.3
Wood window and door frames	0132	06/83	122.7	132.5	132.5	-4.4	0
Wood doors, flush and panel, interior and exterior	0142	06/83	164.3	164.3	164.3	0	0
Other wood doors, incl. garage, screen, storm, etc.	0152	06/83	169.3	169.3	169.3	1.3	0
Wood mouldings, ex. prefinished from purchased mldgs	0162	06/83	154.3	156.5	157.0	-2.4	.3
Mirror and picture frames	0175	06/02	99.6	99.7	99.7	-.3	0

See footnotes at end of table.

Table 6. Producer price indexes and percent changes for commodity groupings and individual items, not seasonally adjusted—Continued

(1982=100 unless otherwise indicated)

Commodity	Commodity code	Other index base	Index			Percent change Oct. 2003 from:	
			June 2003 ¹	Sep. 2003 ¹	Oct. 2003 ¹	Oct. 2002	Sep. 2003
General millwork—Continued	0821						
Other millwork products	0183	06/83	189.0	189.1	189.2	1.4	0.1
Prefabricated structural members	0822		168.1	178.6	178.1	6.6	-.3
Roof trusses	0101		163.2	175.8	174.9	7.6	-.5
Floor trusses, including I-beam floor joists	0102		201.6	212.4	211.7	5.2	-.3
Glued-laminated lumber	0103		138.0	135.2	133.8	-1.3	-1.0
Other fabricated structural wood products	0106		187.0	193.8	202.4	10.2	4.4
Miscellaneous millwork products	0823	06/84	162.5	163.5	163.4	.7	-.1
Plywood	083		148.9	193.4	203.9	36.6	5.4
Softwood plywood	0831		162.5	249.2	265.5	65.0	6.5
Western, inland and other non-southern	01		167.1	260.9	276.0	65.8	5.8
Unsanded, except cdx	0112		154.1	249.0	262.4	71.6	5.4
Sanded, including a-c	0117	12/86	165.4	202.2	219.6	30.3	8.6
Southern	02		161.8	276.7	302.2	96.0	9.2
Cdx	0201		162.3	274.8	310.3	98.5	12.9
Unsanded, except cdx	0203		168.5	296.4	306.3	94.5	3.3
Sanded, including a-c	0221		147.1	(²)	246.4	78.3	(²)
Softwood plywood type products	03		162.2	169.8	178.4	8.3	5.1
Hardwood plywood and related products	0832		129.1	128.4	128.7	-2.5	.2
Hardwood plywood	0103	06/85	140.5	139.2	139.6	-3.3	.3
Hardwood plywood products, incl. reinforced panels	0105	06/85	152.0	153.3	153.3	.9	0
Softwood plywood veneer, ex. rein./backe	0833		166.2	184.5	214.5	29.5	16.3
Hardwood plywood veneer	0834	06/85	129.8	129.6	129.3	-2.7	-.2
Other wood products	084		129.8	130.6	131.0	2.7	.3
Wood pallets and skids	0841		179.0	179.4	180.6	2.8	.7
Boxes	0842		157.7	158.5	158.6	2.6	.1
Nailed or lock-corner wooden boxes	0101	06/85	127.3	130.2	132.2	5.0	1.5
Wirebound boxes	0124	12/85	160.0	158.6	158.6	1.2	0
Veneer and plywood containers, except boxes & crates	0125	12/85	223.0	223.5	223.5	3.1	0
Slack and tight cooperage	0126	12/85	177.8	177.8	175.0	.2	-1.6
Miscellaneous wood products	0849		100.4	101.4	101.5	2.6	.1
Miscellaneous wood products - non-contract	01		99.2	100.3	100.3	2.7	0
Wood chips	0101		85.2	86.2	86.2	2.7	0
Railway and mine ties	0102		178.3	183.6	183.6	6.6	0
Shingles, shakes, cooperage stock and excelsior	0105	12/85	221.8	221.8	221.8	-.4	0
Other sawmill/planning mill products	0109	06/95	107.7	107.7	107.7	2.3	0
Mfg of lumber owned by others (contract wk	02	12/86	131.4	(²)	(²)	(²)	(²)
Logs, bolts, timber and pulpwood	085		178.6	183.0	185.8	2.6	1.5
Logs, bolts, timber and pulpwood	0851						
Softwood logs, bolts and timber	01		207.4	210.9	213.6	-2.2	1.3
Douglas fir logs, bolts and timber	0101		226.7	234.0	238.6	1.3	2.0
Other softwood logs and bolts	0102		190.3	191.8	193.5	-4.1	.9
Hardwood logs, bolts and timber	02		115.6	117.1	115.2	8.2	-1.6
Pulpwood	03		85.7	91.5	95.1	23.0	3.9
Softwood pulpwood	0301		81.8	84.9	88.4	17.4	4.1
Hardwood pulpwood	0302		89.0	101.8	105.4	38.9	3.5
Other roundwood products	04	06/86	149.0	149.1	152.2	2.5	2.1
Prefabricated wood buildings & component	086	12/84	186.0	188.7	189.2	4.0	.3
Prefabricated wood buildings & component	0861						
Components not sold as complete units	0101	12/84	187.6	205.1	202.1	15.4	-1.5
Precut packages sold as complete units	0102	12/84	228.4	228.4	228.4	2.5	0
Panelized buildings sold as complete units	0103	12/84	177.4	179.7	182.4	3.1	1.5
Modular buildings shipped with floor & walls	0104	12/84	168.7	169.9	170.4	2.8	.3
Treated wood and contract wood preservin	087	06/85	149.3	165.2	159.0	10.4	-3.8
Treated wood and contract wood preservin	0871						
Treated wood	01	06/85	149.5	166.3	160.0	10.8	-3.8
Poles, piles, and posts	0101	06/85	176.1	175.0	175.1	-.9	.1
Other wood products	0102	06/85	137.4	156.4	149.3	13.4	-4.5
Contract wood preserving	02	06/85	134.7	129.3	124.6	-.8	-3.6

See footnotes at end of table.

Table 6. Producer price indexes and percent changes for commodity groupings and individual items, not seasonally adjusted—Continued

(1982=100 unless otherwise indicated)

Commodity	Commodity code	Other index base	Index			Percent change Oct. 2003 from:	
			June 2003 ¹	Sep. 2003 ¹	Oct. 2003 ¹	Oct. 2002	Sep. 2003
Pulp, paper, and allied products	09		190.2	190.7	190.8	1.9	0.1
Pulp, paper, and prod., ex. bldg. paper	091		157.9	156.8	156.7	-2	-1
Woodpulp	0911		125.2	121.0	123.3	3.1	1.9
Paper-making woodpulp	02		118.7	113.3	115.2	2.9	1.7
Sulfate woodpulp, including soda	0213	12/99	93.3	88.9	90.4	3.0	1.7
Sulfite and other woodpulp	0223	12/82	66.8	(²)	(²)	(²)	(²)
Pulp, other than wood, inc pulp mill bypro	04	12/82	189.7	193.1	202.6	11.8	4.9
Wastepaper	0912		202.2	198.4	201.7	5.8	1.7
News	01		204.7	213.7	216.1	-7.1	1.1
Northeast	0121	12/86	122.3	130.0	130.0	5.0	0
North Central	0122	12/86	65.3	72.7	72.7	-3	0
South	0123	12/86	154.3	153.8	162.7	-20.8	5.8
West	0124	12/86	140.7	139.4	141.3	-11.9	1.4
Mixed papers	02		605.7	557.0	598.2	8.4	7.4
Northeast	0221	12/86	1458.6	1426.8	1462.6	8.2	2.5
North Central	0222	12/86	222.0	205.0	228.7	4.2	11.6
South	0223	12/86	889.4	752.8	823.3	18.8	9.4
West	0224	12/86	365.9	334.2	352.9	-17.7	5.6
Corrugated	03		217.8	197.4	200.3	3.6	1.5
Northeast	0321	12/86	40.7	40.6	40.3	-7.1	-7
North Central	0322	12/86	167.7	159.6	159.1	9.3	-3
South	0323	12/86	132.3	117.4	121.0	5.1	3.1
West	0324	12/86	60.7	(²)	(²)	(²)	(²)
High grades (pulp substitutes & deinking)	07	12/86	128.4	126.1	128.0	12.7	1.5
Northeast	0721	12/86	55.9	53.9	55.9	7.3	3.7
North Central	0722	12/86	155.9	153.4	153.5	15.7	.1
South	0723	12/86	133.1	131.7	135.9	12.2	3.2
West	0724	12/86	194.6	198.3	203.0	11.6	2.4
Exports (all grades)	08	12/86	121.5	124.7	126.5	-5.9	1.4
Paper	0913		146.6	146.2	145.6	-3	-4
Writing and printing papers	01		145.3	144.1	142.6	-1.1	-1.0
Ground wood paper, uncoated	0101	12/99	95.8	94.0	97.2	11.0	3.4
Clay coated printing and converting paper	0118	06/99	98.8	98.3	97.0	-1.1	-1.3
Publication and printing paper, all types	0124	12/99	104.0	103.3	100.5	-2.7	-2.7
Bond and all writing paper	0138	12/99	102.3	100.4	98.7	-5.1	-1.7
Cover & text papers & misc. uncoated freesheet	0144	12/99	104.0	103.9	103.9	.7	0
Cotton fiber paper and thin paper	0145	12/99	105.9	105.9	105.9	1.5	0
Newsprint	02		112.5	116.5	117.0	4.3	.4
Packaging and industrial converting paper	03		171.1	171.7	173.1	.5	.8
Unbleached kraftpackaging/industrial convt. paper	0303	12/99	100.1	(²)	(²)	(²)	(²)
Packaging/industrial convt. paper, ex unbleach kraft	0319	12/99	109.6	109.1	109.5	2.0	.4
Coated and laminated single and multi-web paper	0321	12/87	137.8	138.9	139.9	1.5	.7
Coated and laminated single and multi-web film	0322	12/87	141.7	142.1	144.0	1.8	1.3
Coated and laminated paper, n.e.c.	05	12/82	155.8	153.2	153.2	-1.9	0
Paperboard	0914		163.4	160.1	160.0	-4.2	-1
Corrugated paperboard in sheets and rolls	05		162.9	160.3	160.3	-3.5	0
Paperboard, ex. corrugated paperboard	11	12/82	171.1	167.6	167.5	-4.3	-1
Bleached pkg. & ind. converting paperboard	1103	12/82	160.3	160.1	160.5	0	.2
Semichemical paperboard	1104	12/82	165.4	159.1	157.8	-7.2	-8
Recycled paperboard	1105	12/82	188.5	184.8	185.6	-3.4	.4
Unbleached kraft packaging/indust. convert. paperbrd	1107	12/99	100.2	97.4	96.9	-6.7	-5
Converted paper and paperboard products	0915		165.6	165.3	164.8	.2	-3
Sanitary paper products, including stock	01		150.3	150.3	150.3	1.0	0
Paper, plastic, and foil bags	02		180.2	179.1	179.3	3.9	.1
Grocers' and variety bags (paper)	0214	12/83	235.7	226.0	226.0	-4.0	0
Specialty bags and liners	0216	12/83	137.8	137.4	137.6	5.9	.1
Shipping sacks and multiwall bags, all	0218	12/83	197.5	197.5	197.5	0	0
Paper boxes and containers	03		173.3	172.7	171.7	-1.5	-6
Corrugated shipping containers	0301	06/87	152.8	152.1	151.5	-2.1	-4
Setup paperboard boxes	0322	12/83	167.3	167.3	167.3	0	0
Folding paperboard boxes, including retail food	0332	12/83	146.2	146.2	145.2	-1.2	-7
Paperboard fiber drums	0337		196.8	(²)	185.0	-4.5	(²)
Cups and liquid-tight containers	0352	06/85	215.1	211.6	208.7	.9	-1.4
Other sanitary food containers	0359	06/85	138.8	139.3	139.1	3.7	-1
Packaging accessories	04		174.2	174.2	174.1	-1.3	-1
Other corrugated and solid fiber products	0441		237.9	237.9	237.8	-1.5	0
Gift wrapping paper	0451	06/85	139.6	139.6	139.6	0	0
Office supplies and accessories	06		137.6	137.5	136.9	1.4	-4
Envelopes	0636	12/84	129.6	129.0	128.5	2.7	-4
Inked ribbons	0642	12/85	95.4	95.3	95.2	-1.8	-1
Carbon and stencil paper	0644	12/85	155.7	155.7	153.1	(²)	-1.7

See footnotes at end of table.

Table 6. Producer price indexes and percent changes for commodity groupings and individual items, not seasonally adjusted—Continued

(1982=100 unless otherwise indicated)

Commodity	Commodity code	Other index base	Index			Percent change Oct. 2003 from:	
			June 2003 ¹	Sep. 2003 ¹	Oct. 2003 ¹	Oct. 2002	Sep. 2003
Converted paper and paperboard products—Continued	0915						
File folders	0645		144.3	144.4	144.4	-0.1	0.0
Stationery	0652	06/85	155.3	155.3	155.3	.7	0
Tablets and related products	0653	06/85	152.7	153.7	151.2	-4.8	-1.6
Other die-cut paper or board office supplies	0654	12/89	101.4	101.4	101.4	.3	0
Business machine paper & other paper office supplies	0655	06/90	111.0	112.0	111.6	11.9	-4
Fiber and composite cans & related product	07		223.5	219.6	219.5	-1	0
Pressed and molded pulp goods	08	06/85	142.4	142.7	141.5	2.2	-8
Misc. converted paper and board products	09	12/84	148.5	150.3	149.7	.9	-4
Pasted, lined, laminated or surface coated	0901	12/84	179.9	179.2	177.8	-9	-8
Wall coverings	0902	06/85	125.4	125.4	125.4	.5	0
Other converted paper and board products	0999	12/84	146.8	150.0	149.4	1.8	-4
Pressure sensitive and gummed products	0916	12/82	144.1	144.2	144.2	.3	0
Pressure sensitive products	0101	12/82	143.6	143.6	143.7	.3	.1
Building paper & building board mill pro	092		146.3	187.5	195.3	50.5	4.2
Hardboard, particleboard & fiberboard pr	0922		139.2	180.9	188.7	53.7	4.3
Particleboard and fiberboard	01		144.0	198.5	207.1	68.8	4.3
Particleboard	0123	12/82	135.8	144.3	144.7	9.4	.3
Particleboard, extruded-type	0124	12/82	178.6	316.5	339.6	177.5	7.3
Medium density fiberboard	0131	06/84	104.6	103.6	104.4	1.1	.8
Prefinished particleboard & mdf made from pure mats	0141	12/02	97.6	101.4	100.4	(²)	-1.0
Hardboard and fabricated hardboard product	02	06/84	114.4	113.5	118.4	3.5	4.3
Building board, const. paper & felt stoc	0923	12/85	166.0	166.5	166.5	3.4	0
Insulating fiberboard	0102	06/91	146.6	147.5	(²)	(²)	(²)
Publications, printed matter & printing	093		222.2	222.6	222.8	2.4	.1
Newspapers	0931		306.9	307.8	308.7	3.6	.3
Circulation	01		229.9	230.3	232.5	2.4	1.0
Daily & Sunday newspapers (subscriptions and sales)	0101	06/99	111.5	111.7	112.9	2.5	1.1
Weekly & other newspapers (subscriptions and sales)	0105	06/99	107.2	107.3	108.0	1.6	.7
Advertising	02		333.0	334.1	334.4	3.9	.1
Daily & Sunday newspapers (advertising)	0201	06/99	120.0	120.4	120.5	4.1	.1
Weekly and other newspapers (advertising)	0205	06/99	114.2	114.2	115.1	1.6	.8
Periodicals	0932		268.9	269.1	268.9	3.5	-1
Circulation	01		220.6	220.1	220.1	4.0	0
Special business/professional periodicals, subscrip	0129	06/99	113.8	113.8	113.8	6.1	0
General & consumer periodicals, subscriptions	0145	06/99	108.3	108.3	108.3	3.5	0
General & consumer periodicals, single copy sales	0152	06/99	113.7	112.6	112.6	.4	0
Advertising	02		315.3	316.3	315.8	3.5	-2
Specialized business/professional periodicals, adver	0229	06/99	121.1	121.1	121.1	3.3	0
General & consumer periodicals, advertising	0238	06/99	126.6	127.3	127.0	3.7	-2
Other periodicals: circulation/advertising	03	06/99	101.4	101.4	101.4	-5	0
Farm periodicals	0301	06/99	97.3	97.3	97.3	-4.0	0
Other periodicals	0303	06/99	101.5	101.5	(²)	(²)	(²)
Book publishing	0933		242.9	243.5	244.9	3.3	.6
Textbooks	01		369.7	371.1	374.7	5.4	1.0
Technical, scientific & professional books	02		222.0	222.3	224.9	5.6	1.2
Religious books	03		182.7	183.0	183.0	-7	0
General books	04		187.5	188.1	188.0	.7	-1
Mass market rack-size book publishing	0414		219.7	219.7	219.7	(²)	0
Adult trade and juvenile	0416	06/88	159.3	160.0	159.9	.4	-1
Book club and mail order book publishing	0417	06/88	121.0	121.0	121.0	(²)	0
General reference books	05		158.2	158.2	158.2	5.4	0
Other books, incl. music books & pamphlets	08	06/88	176.2	176.2	176.2	-2	0
Other book publishing, excluding pamphlets	0801	06/88	198.6	198.6	198.6	-2	0
Book printing	0934	12/83	151.9	151.0	151.0	-5	0
Textbooks, printing and binding	0105	06/93	99.1	95.9	96.0	-5.6	.1
Technical, scientific & profes. printing & binding	0106	06/93	103.5	102.9	103.0	-5	.1
Religious book printing	0107	06/93	98.6	100.8	100.6	2.7	-2
General book (trade, etc.), printing and binding	0108	06/93	105.2	105.1	105.0	.3	-1
Other books and pamphlets	0109	06/93	122.3	122.1	122.1	1.4	0
Manifold business forms	0935	12/83	203.1	201.6	201.6	-3	0
Unit set forms	0101	12/83	224.1	225.2	224.4	.9	-4
Manifold books	0102	12/83	206.1	206.1	206.0	4.7	0
Custom continuous forms	0103	12/83	181.6	181.1	181.6	-4	.3
Stock continuous forms	0104	12/83	210.8	203.3	203.2	-2.7	0
Greeting cards and misc. publishing	0936	06/84	223.2	225.2	225.1	4.4	0

See footnotes at end of table.

Table 6. Producer price indexes and percent changes for commodity groupings and individual items, not seasonally adjusted—Continued

(1982=100 unless otherwise indicated)

Commodity	Commodity code	Other index base	Index			Percent change Oct. 2003 from:	
			June 2003 ¹	Sep. 2003 ¹	Oct. 2003 ¹	Oct. 2002	Sep. 2003
Greeting cards and misc. publishing—Continued	0936						
Greeting card publishing	0104	12/85	204.8	205.2	205.7	7.0	0.2
Miscellaneous publishing	0105	12/89	175.8	177.6	177.5	3.7	-.1
Commercial printing	0937	06/82	158.5	158.5	158.5	1.0	0
Magazine and periodical printing	01	06/82	124.0	124.7	124.8	1.1	.1
Lithographic	0102	06/82	129.8	130.6	130.8	1.2	.2
Gravure	0103	06/82	92.6	(²)	92.6	.9	(²)
Label and wrapper printing for packaging	02	06/82	168.2	169.8	169.5	5.0	-.2
Letterpress	0201	06/82	194.3	(²)	194.4	6.8	(²)
Lithographic	0202	06/82	141.2	145.9	145.4	3.0	-.3
Gravure	0203	06/82	127.7	127.7	126.8	-.9	-.7
Catalog and directory printing	03	06/82	125.9	125.9	125.9	.3	0
Lithographic	0302	06/82	136.7	136.7	136.7	.1	0
Gravure	0303	06/82	91.7	(²)	(²)	(²)	(²)
Financial and legal printing	04	06/82	172.7	172.2	172.2	-.1	0
Lithographic	0402	06/82	161.7	161.3	161.3	-.1	0
Advertising printing	05	06/82	151.0	150.1	150.3	-.4	.1
Lithographic	0502	06/82	146.9	145.9	146.2	-.1	.2
Gravure	0503	06/82	114.7	114.7	114.7	-6.7	0
Other general job printing	06	06/82	205.3	206.0	205.4	1.2	-.3
Letterpress	0601	06/82	208.0	(²)	208.1	4.7	(²)
Lithographic	0602	06/82	204.5	205.2	204.6	.9	-.3
Gravure	0603	06/82	113.1	113.6	112.8	.4	-.7
Commercial printing, n.e.c.	11	12/88	124.6	124.2	124.3	-.3	.1
Screen printing, excluding textiles	1101	06/82	139.9	140.0	140.0	.1	0
Engraving	1102	12/84	202.6	202.6	202.6	.4	0
Laser printing	1103	12/88	117.3	114.9	115.5	-4.5	.5
Flexographic printing	1104	12/96	106.4	106.3	106.4	2.1	.1
Blankbooks, binders, and bookbinding wor	0938	06/85	162.4	162.3	162.2	.1	-.1
Blankbooks, looseleaf binders, and devices	01	06/85	167.0	166.7	167.0	.2	.2
Blankbook making	0101	06/85	181.9	181.5	181.9	.9	.2
Looseleaf binders and devices	0102	06/85	143.4	143.3	143.3	-.6	0
Bookbinding and related work	02	12/85	147.1	147.4	146.9	0	-.3
Hardcover bookbinding	0201	12/85	151.1	156.5	153.6	1.7	-1.9
Other bookbinding	0202	12/85	145.5	144.7	144.7	-.3	0
Services for the printing trade	0939	06/85	112.1	112.1	112.1	-.3	0
Typesetting	01	06/85	121.5	121.5	121.5	-.6	0
Platemaking services	04	12/85	105.5	105.5	105.5	0	0
Preparation of lithographic plates	0401	12/85	107.0	107.0	107.0	0	0
Lithographic platemaking services	0402	12/85	98.6	98.6	98.6	0	0
Platemaking services, except lithographic	0403	12/90	118.4	118.4	118.4	0	0
Metals and metal products	10		128.3	129.6	130.2	2.5	.5
Iron and steel	101		119.2	122.2	123.2	3.6	.8
Iron ore	1011		95.9	96.5	96.5	1.6	0
Iron and steel scrap	1012		163.7	193.9	195.6	29.1	.9
Carbon steel scrap	11	12/86	157.0	186.0	187.7	29.2	.9
Heavy melting scrap	1191	06/96	80.7	96.7	98.2	31.1	1.6
Carbon steel scrap bundles	1192	06/96	86.6	101.9	102.4	26.6	.5
Shredded carbon steel scrap	1193	06/96	78.2	99.1	98.2	37.3	-.9
Cut plate and structural scrap	1194	06/96	92.0	102.6	104.3	26.6	1.7
Other carbon steel scrap	1195	06/96	86.4	99.4	100.5	19.8	1.1
Foundry and forge shop products	1015		137.4	137.6	137.7	.4	.1
Pressure & soil pipe & fittings, cast iron	02		190.5	190.6	192.4	1.9	.9
Pressure pipe and fittings, ductile iron	0237		146.8	146.8	149.9	2.1	2.1
Pressure pipe and fittings, gray iron	0239		187.4	190.5	191.5	3.2	.5
Motor vehicle castings, gray/ductile iron	03		131.0	131.2	131.2	.6	0
Castings for passenger cars, gray iron	0321		136.5	136.6	136.3	-1.9	-.2
Castings for other motor vehicles, gray iron	0322		130.9	131.0	131.4	3.3	.3
Castings for passenger cars, ductile iron	0323		118.5	119.0	119.0	.5	0
Castings for other motor vehicles, ductile iron	0324		117.3	117.3	117.3	3.6	0
Gray & ductile iron castings, other	04		134.6	134.7	135.0	.6	.2
Castings for construction & utility use	0425		139.7	140.1	140.1	.1	0
Ductile iron castings, other	0427		130.6	130.6	131.2	.8	.5
Gray iron castings, other	0429		140.1	140.3	140.5	.6	.1
Malleable iron castings	05		151.2	151.2	151.2	0	0
Steel investment castings	06		177.8	177.9	175.4	-2.8	-1.4
Carbon and low alloy steel investment castings	0614		152.7	152.7	152.7	1.2	0
High alloy steel investment castings	0621		186.0	186.3	184.7	.1	-.9
Hi-temp metal castings (iron, nickel, & cobalt base)	0623	06/93	106.6	106.6	103.8	-7.1	-2.6

See footnotes at end of table.

Table 6. Producer price indexes and percent changes for commodity groupings and individual items, not seasonally adjusted—Continued

(1982=100 unless otherwise indicated)

Commodity	Commodity code	Other index base	Index			Percent change Oct. 2003 from:	
			June 2003 ¹	Sep. 2003 ¹	Oct. 2003 ¹	Oct. 2002	Sep. 2003
Foundry and forge shop products—Continued	1015						
Other steel castings, carbon steel	07		143.6	145.4	146.0	4.2	0.4
All other carbon steel castings	0736		150.4	150.6	151.2	1.5	.4
Other steel casting, high alloy & stainless	08		136.1	136.1	136.1	.2	0
Other steel castings, low alloy steel	09		139.5	139.5	139.5	0	0
All other low alloy steel castings	0917		140.0	140.1	140.1	0	0
Open die or smith forgings, ferrous	12	06/82	97.5	97.5	97.5	0	0
Other forge shop products	13	06/82	118.9	118.9	119.1	.4	.2
Seamless rolled ring forgings	1329	06/82	(²)	(²)	125.0	-.8	(²)
Closed die forgings, ferrous	1359	06/98	96.7	96.7	96.7	.5	0
Electrometallurgical products	1016		154.0	158.8	158.6	18.2	-.1
Other ferroalloys and ferrous produc	08	06/01	103.3	107.2	106.9	12.9	-.3
Other ferroalloys and ferrous products	0801	06/01	103.3	107.2	106.9	12.9	-.3
Steel mill products	1017		108.8	108.9	110.0	-.4	1.0
Semifinished steel mill products	02	06/82	103.8	105.1	108.4	5.3	3.1
Semifinished products, carbon	0291	12/89	94.3	95.5	98.5	5.2	3.1
Semifinished products, stainless	0293	12/89	88.1	92.1	93.1	10.7	1.1
Hot rolled sheet and strip, incl. tin mill	03	06/82	112.3	110.9	111.2	-6.9	.3
Sheets, h.r., carbon	0311	12/89	95.2	92.3	92.8	-13.3	.5
Sheets and strip, hot dipped galvanized, carbon	0313	12/89	87.6	87.2	87.1	-4.0	-.1
Sheets and strip, electrolytic galvanized, carbon	0315	12/89	95.8	(²)	(²)	(²)	(²)
Tinplate	0326	12/89	104.4	104.9	104.9	-.8	0
Other tin mill products	0329	06/97	94.4	94.7	94.6	-1.1	-.1
Hot rolled bars, plates, & structural shap	04	06/82	98.8	100.2	103.0	6.6	2.8
Carbon plates	0412	12/89	84.3	82.4	86.2	-1.9	4.6
Bars, h.r., carbon	0422	12/89	99.2	101.4	102.8	8.7	1.4
Bars, light structurals, carbon	0424	12/89	101.2	105.6	109.8	17.7	4.0
Concrete reinforcing bars, carbon	0425	12/89	103.3	107.3	111.0	15.4	3.4
Bars, h.r. (including light structural), alloy	0441	12/89	104.4	104.4	106.3	4.4	1.8
Plate and structurals, stainless	0455	06/97	91.2	96.4	99.3	14.9	3.0
Bars, h.r., stainless	0461	12/89	82.2	83.4	83.7	-7.4	.4
Steel wire	05	06/82	100.2	101.4	101.7	1.7	.3
Carbon steel wire	0521	06/97	91.8	92.7	92.9	.8	.2
Wire, stainless steel	0551	06/82	116.8	118.3	119.1	3.7	.7
Steel pipe and tubes	06	06/82	113.2	113.0	113.9	2.5	.8
Line & standard pipe & oil country tubular gds, carb	0618	06/97	103.1	101.9	102.9	-.4	1.0
Structural pipe and tubing, carbon	0627	06/82	102.6	103.0	106.3	-2.6	3.2
Mechanical tubing, carbon	0629	06/97	95.7	96.9	97.2	-2.6	.3
Alloy pipe and tubing	0651	06/97	148.3	149.2	149.9	21.0	.5
Pressure tubing, stainless	0665	06/97	162.7	163.9	(²)	(²)	(²)
Mechanical tubing, stainless	0666	06/97	90.2	92.6	93.2	7.5	.6
Other pipe and tubing, incl. std. pipe, stainless	0669	06/82	87.0	87.0	87.0	-15.5	0
Cold rolled sheets and strip	07	06/82	118.0	118.8	119.1	-1.7	.3
Sheets, c.r., carbon	0711		119.7	118.8	118.8	-5.3	0
Strip, c.r., carbon	0715		123.1	123.9	123.9	-.2	0
Sheets and strip, c.r., alloy	0733	06/82	119.9	122.2	123.0	-1.0	.7
Sheet and strip, c.r., stainless	0753	06/97	86.4	90.6	91.4	8.0	.9
Cold finished bars	08	06/82	103.7	104.6	105.5	3.1	.9
Bars, c.f., carbon	0811		102.7	102.3	104.5	3.3	2.2
Bars, c.f., alloy	0831		87.4	89.5	86.4	.2	-3.5
Bars, C.F., stainless	0851	06/97	100.5	103.1	104.2	4.6	1.1
Nonferrous metals	102		122.8	124.5	125.6	5.7	.9
Nonferrous metal ores	1021	12/83	77.0	80.5	81.3	19.2	1.0
Copper ores	02	06/88	87.2	90.2	93.8	25.6	4.0
Gold ores	05	06/85	108.4	115.0	114.3	18.2	-.6
Other nonferrous metal ores	11	06/90	54.0	66.8	55.6	-2.1	-16.8
Primary nonferrous metals	1022		101.1	105.7	108.8	12.3	2.9
Primary nonferrous metals, except precious	01		103.8	108.2	111.8	11.9	3.3
Primary aluminum, except extrusion billet	0115	12/99	91.9	93.5	97.7	12.9	4.5
Aluminum extrusion billet	0121		120.6	120.8	123.1	6.6	1.9
Lead, pig, common	0127		169.0	169.7	170.6	1.2	.5
Copper cathode and refined copper	0131	12/96	67.9	71.6	75.9	20.3	6.0
Zinc, slab, special high grade	0133		102.2	106.0	115.2	16.5	8.7
Cadmium metal, 99.90 pct. min.	0141	12/98	200.0	185.7	171.4	81.8	-7.7
Magnesium, pig ingot	0151		99.5	98.6	98.6	-26.6	0
Other nonferrous metals, unalloyed	0181	06/88	124.6	(²)	128.3	5.3	(²)
Precious metals	02		79.6	88.1	85.3	16.8	-3.2
Gold, refined	0271		93.6	101.0	98.8	18.3	-2.2
Silver, bar, refined, .999 fine	0272		56.5	65.9	62.0	13.8	-5.9
Platinum	0273		134.5	145.9	149.2	20.6	2.3
Nonferrous scrap	1023		143.8	146.2	150.0	14.3	2.6

See footnotes at end of table.

Table 6. Producer price indexes and percent changes for commodity groupings and individual items, not seasonally adjusted—Continued

(1982=100 unless otherwise indicated)

Commodity	Commodity code	Other index base	Index			Percent change Oct. 2003 from:	
			June 2003 ¹	Sep. 2003 ¹	Oct. 2003 ¹	Oct. 2002	Sep. 2003
Nonferrous scrap—Continued	1023						
Copper base scrap	01		123.8	128.5	132.0	20.7	2.7
No. 1 copper scrap, including wire	0101	12/86	104.3	111.0	115.8	25.9	4.3
No. 2 copper scrap, including wire	0102	12/86	139.7	150.7	157.6	31.7	4.6
Yellow brass scrap	0103	12/86	141.1	143.5	(²)	(²)	(²)
Other copper and brass scrap	0104	12/86	134.5	135.0	(²)	(²)	(²)
Aluminum base scrap	02		166.4	167.3	171.3	9.9	2.4
Solids and clippings, new scrap	0201	12/86	136.2	139.5	142.4	9.6	2.1
Borings, turnings, and other new scrap	0202	12/86	180.8	177.5	190.4	12.2	7.3
Used beverage can scrap	0205	12/86	142.2	141.3	142.8	7.1	1.1
Other old scrap	0206	12/86	120.4	121.4	123.5	11.5	1.7
Other nonferrous scrap nec.	03		111.1	112.8	116.1	16.8	2.9
Other nonferrous scrap	0304	12/86	144.0	146.0	150.4	17.4	3.0
Secondary nonferrous metals	1024		111.0	113.2	114.2	5.3	.9
Aluminum, except extrusion billet	02		140.6	140.7	142.1	3.1	1.0
Copper, alloyed and unalloyed	03		151.6	154.7	156.9	5.2	1.4
Refined lead	04		87.1	88.0	88.9	-.1	1.0
Refined zinc, slab and dust	05		89.0	(²)	97.9	13.0	(²)
Precious metals	06		80.6	86.7	84.3	11.8	-2.8
Other nonferrous metals	07		102.7	103.9	107.6	4.2	3.6
Nonferrous mill shapes	1025		137.0	137.3	137.6	1.3	.2
Aluminum mill shapes	01		143.6	142.4	142.2	-.6	-.1
Sheet, coiled, bare, all others	0107		111.7	111.7	(²)	(²)	(²)
Aluminum plate	0129		142.0	143.2	140.1	-5.1	-2.2
Bar, extruded, other than 2000 and 7000 alloy series	0132		131.6	(²)	(²)	(²)	(²)
Rod, continuous cast	0145		103.5	(²)	(²)	(²)	(²)
Rod, extruded, other than 2000 and 7000 alloy series	0147		151.2	144.5	(²)	(²)	(²)
Extrusion, solid, circle size under 3	0151		176.1	176.7	176.1	-1.4	-.3
Extrusion, solid, circle size 5 to 9	0154		148.4	148.3	149.1	0	.5
Extrusion, solid, circle size, 10 and over	0156	06/87	148.5	143.6	142.4	-4.0	-.8
Aluminum pipe & tube, exc. 2000 & 7000 alloy series	0161	12/94	103.2	98.7	98.5	-4.3	-.2
Copper and brass mill shapes	02		149.2	154.7	156.9	9.1	1.4
Copper-base alloy strip	0231		150.0	152.7	154.8	5.7	1.4
Copper-base alloy rod	0232		155.0	157.7	162.5	7.1	3.0
Copper-base alloy tube, non-plumbing	0233		105.2	(²)	112.5	10.9	(²)
Copper tubing, plumbing	0254		133.2	(²)	134.9	2.7	(²)
Other copper and copper-alloy mill shapes	0265	12/86	150.4	152.9	157.5	9.7	3.0
Titanium mill shapes	05		117.2	(²)	(²)	(²)	(²)
Other titanium mill shapes, including wire	0504	12/95	115.9	(²)	(²)	(²)	(²)
Other mill shapes	19		106.4	109.6	109.4	5.9	-.2
Lead mill shapes, except wire	1997	06/83	60.6	61.0	64.1	11.1	5.1
Other nonferrous metal mill shapes, except wire	1999	06/83	115.9	117.6	117.6	2.5	0
Nonferrous wire and cable	1026		135.1	135.4	135.5	2.2	.1
Electric wire and cable	0301	12/82	149.8	150.6	150.8	.9	.1
Telephone and telegraph wire and cable	0303	12/82	156.7	156.6	154.7	2.9	-1.2
Control and signal wire and cable	0305	12/82	189.5	191.8	(²)	(²)	(²)
Building wire and cable	0307	12/82	118.6	120.7	123.7	12.4	2.5
Apparatus wire and cordage	0309	12/82	140.5	140.0	140.0	-1.0	0
Magnet wire	0311	12/82	153.4	153.4	153.4	.5	0
Power wire and cable	0313	12/82	118.3	119.1	116.4	8.2	-2.3
Copper and copper alloy wire & cable, bare & tinned	0314	12/86	129.5	131.3	132.2	3.8	.7
Appliance wire and flexible cord sets	0324	12/85	144.9	144.3	144.5	-.8	.1
Other insulated wire & cable, inc. auto & airframe	0326	12/98	104.1	105.5	105.7	8.4	.2
Aluminum wire and cable, bare	0331	06/87	116.6	(²)	115.4	8.1	(²)
Fiber optic cable	0333	12/88	74.1	72.0	72.0	-12.0	0
Nonferrous forge shop products	1027	12/83	153.0	153.3	153.1	-1.7	-.1
Hot impression die, impact, press, & upset	0111	12/83	156.4	156.8	156.5	-.7	-.2
Nonferrous foundry shop products	1028		146.7	146.5	146.7	.6	.1
Castings, alum./alum.-base alloy	02		147.8	147.6	147.5	.6	-.1
Motor vehicle die castings	0201		121.8	121.2	121.1	0	-.1
Other die castings	0203	06/83	159.9	159.5	159.6	1.7	.1
Sand castings	0204	06/83	152.0	152.0	152.0	.3	0
Perm. and semi-perm. mold castings	0205	06/83	130.7	130.6	130.3	-.8	-.2
Other castings and cast products	0206	06/83	158.2	(²)	158.1	.4	(²)
Copper and copper-base alloy castings	03	06/83	151.2	151.2	151.3	.5	.1
Copper and copper-base alloy sand castings	0301	06/83	155.0	155.0	155.2	.7	.1
Other copper/copper-base alloy castings	0302	06/83	147.4	147.4	147.4	0	0
Zinc Castings	04	06/83	147.8	147.2	147.7	.3	.3
Magnesium and magnesium-base castings	05	06/83	125.1	125.0	124.9	-.8	-.1
Other nonferrous castings	06	06/83	126.7	126.4	127.3	.8	.7
Metal containers	103		109.0	109.2	109.4	1.1	.2

See footnotes at end of table.

Table 6. Producer price indexes and percent changes for commodity groupings and individual items, not seasonally adjusted—Continued

(1982=100 unless otherwise indicated)

Commodity	Commodity code	Other index base	Index			Percent change Oct. 2003 from:	
			June 2003 ¹	Sep. 2003 ¹	Oct. 2003 ¹	Oct. 2002	Sep. 2003
Metal cans and can components	1031		105.0	105.1	105.3	1.1	0.2
Steel cans	02		131.8	132.2	132.1	1.4	-.1
Aluminum cans	03		85.6	85.6	86.0	.9	.5
Barrels, drums, and pails	1032		155.8	156.0	156.0	1.1	0
Steel pails	0101		174.3	176.4	(²)	(²)	(²)
Steel shipping barrels and drums	0102		147.0	146.6	146.6	.5	0
All other metal barrels	0103	06/83	162.2	(²)	(²)	(²)	(²)
Hardware	104		156.4	156.1	156.4	.4	.2
Hardware, n.e.c.	1041		148.1	147.8	147.7	.5	-.1
Builders hardware	01		170.4	169.8	169.7	-.1	-.1
Padlocks	0109	06/85	139.5	139.5	139.5	1.6	0
Doorlocks, locksets, locktrim, exc.arch. trim	0122	06/85	166.4	166.5	166.5	-.2	0
Hinges, exc. cabinet hinges, incl. spring hinges	0124	06/85	108.9	109.5	109.4	1.2	-.1
Cabinet hardware	0147	06/85	152.3	153.0	153.0	.5	0
Other builders hardware	0148	06/85	145.1	143.7	143.5	-.5	-.1
Transportation equipment hardware	03		123.3	123.1	123.0	.4	-.1
Motor vehicle hardware	0311	06/85	105.9	105.4	105.5	-.5	.1
Other transportation equipment hardware	0341	06/85	310.3	314.4	313.7	5.5	-.2
Furniture hardware	04		174.9	178.1	177.5	3.1	-.3
Other hardware, n.e.c.	05	06/85	143.7	142.8	142.5	2.4	-.3
Hand and edge tools	1042		175.2	175.0	176.2	.2	.7
Adjustable wrench, including pipe	0133		181.0	(²)	(²)	(²)	(²)
Screwdrivers	0141		163.6	164.2	164.2	.4	0
Wrench socket	0147		228.3	230.3	230.3	-1.1	0
All other wrenches	0149	06/83	178.3	179.1	179.1	1.1	0
Pliers	0151		180.7	180.7	180.7	.1	0
Hammers, light forged	0161		141.1	142.0	142.0	.6	0
Steel goods (forks, hoes, rakes, etc.)	0166		201.5	197.7	197.7	-3.0	0
All other mechanics' hand service tools	0178	06/83	177.2	177.8	182.0	3.8	2.4
All other edge tools	0179	06/83	140.7	138.4	140.4	-3.3	1.4
All other hand tools, except edge tools	0183	06/83	169.0	169.2	169.2	1.1	0
Plumbing fixtures and brass fittings	105		183.6	184.0	183.5	.6	-.3
Vitreous china fixtures	1052		140.7	141.2	141.2	-.4	0
Plumbing fixtures	0112	06/85	122.6	122.6	122.6	-1.0	0
Fixture accessories and fittings	0113	06/85	120.2	123.2	123.2	3.8	0
Brass fittings	1054		207.2	207.3	207.0	.6	-.1
Bath and shower fittings	0211	06/83	187.8	187.8	187.8	.6	0
Lavatory and sink fittings	0218	06/98	104.6	104.6	104.3	.4	-.3
Miscellaneous brass goods	0223	06/83	202.7	202.9	202.7	.7	-.1
Metal sanitary ware	1056	12/86	140.0	141.0	140.1	1.6	-.6
Sinks and sink laundry tray combinations	0105	12/86	153.4	155.2	154.4	.7	-.5
Bath tubs	0107	12/86	135.4	135.4	134.9	.2	-.4
All other metal sanitary ware	0111	12/86	140.2	139.1	138.1	.3	-.7
Heating equipment	106		163.5	163.7	163.8	3.5	.1
Steam and hot water equipment	1061		165.3	165.5	165.4	2.7	-.1
Cast iron heating boilers, radiators and convectors	0106	06/99	107.6	107.6	107.6	2.0	0
Steel heating boilers, all classes	0112	06/99	109.9	110.1	110.1	4.0	0
Floor & wall furnaces/heaters/parts	1062		150.7	151.2	151.4	1.6	.1
Other heating, non-elect., inc parts	1063		164.9	165.3	165.3	1.5	0
Domestic heating stoves	1064		134.7	134.1	134.2	2.3	.1
Water heaters, domestic	1066		170.0	169.9	169.9	10.4	0
Electric	0101		155.5	155.5	155.5	9.1	0
Non-electric water heaters	0114	12/00	110.0	109.9	109.9	11.3	0
Fabricated structural metal products	107		145.5	145.6	145.8	0	.1
Metal doors, sash, and trim	1071		169.8	170.2	170.3	1.0	.1
Metal doors and frames, exc. storm	02	06/83	164.5	164.7	164.6	1.2	-.1
Aluminum doors	0201	06/83	169.5	169.7	169.4	.1	-.2
Iron and steel doors	0203	06/83	157.9	158.0	158.0	1.5	0
Other metal door, frames, & shower door/tub enclosr.	0208	06/97	107.8	107.9	107.9	2.3	0
Metal window sash and frames, exc. storm	03	06/83	159.4	159.9	160.2	.8	.2
Metal molding and trim and storefronts	04	06/83	246.5	248.6	248.6	1.1	0

See footnotes at end of table.

Table 6. Producer price indexes and percent changes for commodity groupings and individual items, not seasonally adjusted—Continued

(1982=100 unless otherwise indicated)

Commodity	Commodity code	Other index base	Index			Percent change Oct. 2003 from:	
			June 2003 ¹	Sep. 2003 ¹	Oct. 2003 ¹	Oct. 2002	Sep. 2003
Metal doors, sash, and trim—Continued	1071						
Storm sash and doors	05	06/83	143.0	143.3	143.3	0.1	0.0
Screens and weatherstrip	06	06/83	141.1	141.1	141.1	-.4	0
Metal tanks	1072		131.0	131.2	131.4	-.4	.2
Storage and other non-pressure tanks	0104	12/94	115.6	115.7	116.0	-3.4	.3
Non-LPG gas cylinders	0122		122.4	121.8	121.8	-1.3	0
Metal tanks, complete at factory, std. line pressure	0126	12/01	102.7	103.2	103.2	-.2	0
Metal tanks and vessels, custom fabricated at fact.	0135	12/01	101.9	102.3	102.5	.3	.2
Metal tanks & vessels, custom fab. and field erected	0152	12/94	113.5	113.5	113.6	.3	.1
Sheet metal products	1073		146.6	146.6	147.0	.4	.3
Roofing, steel	0101		113.6	114.1	114.1	-1.6	0
Roofing, aluminum, and other metals	0102	12/87	131.1	(²)	131.1	0	(²)
Roof drainage equipment, aluminum	0108	06/83	136.5	(²)	(²)	(²)	(²)
Siding, aluminum	0109	12/82	151.1	(²)	(²)	(²)	(²)
Roof ventilators	0118	06/83	202.3	204.7	203.7	1.4	-.5
Soffits, fascia, and shutters, aluminum	0119	06/83	113.8	115.6	116.0	4.2	.3
Stovepipe, furnace smokepipe, elbows & ducts, steel	0145	12/82	148.5	149.1	148.4	.6	-.5
Air conditioning ducts, incl. dust collecting, steel	0146	12/82	150.6	150.6	150.6	.9	0
Bins and vats	0158	12/82	122.4	122.4	122.4	-.4	0
Culverts, flumes, and irrigation pipes, steel	0162	12/82	141.8	(²)	141.8	0	(²)
Awnings, canopies, and carports, prefab., aluminum	0165	12/82	226.7	226.7	226.7	.3	0
Electronic enclosures	0171	06/96	101.0	101.0	101.0	.8	0
Louvers & dampers, heat, vent. & a/c, steel & alum.	0181	06/96	107.0	105.6	105.9	.7	.3
Other sheet metal work, steel	0185	12/82	147.5	146.4	148.4	-1.1	1.4
Other sheet metal work, aluminum	0187	12/82	160.4	160.3	160.3	1.8	0
Other sheet metal work, not steel or aluminum	0189	06/83	156.1	156.1	156.1	1.4	0
Struct., arch., pre-eng. metal products	1074		135.9	136.2	136.3	-.6	.1
Nonferrous pipe, tube, and fittings	04		182.7	181.9	181.9	-.3	0
Fabricated structural metal	05		135.2	135.4	135.3	-1.5	-.1
Fabricated structural metal for buildings	0501		132.8	133.0	132.7	-2.0	-.2
Fabricated structural metal for bridges	0511		107.8	107.8	107.2	-4.1	-.6
Other fabricated structural metal	0512	06/82	145.3	145.5	146.0	.2	.3
Miscellaneous metal work	07		116.2	117.2	118.0	-.1	.7
Custom roll form products	0785	06/90	113.1	112.5	113.4	-2.9	.8
Bar joists and fabricated concrete reinforcements	0794	12/00	94.6	97.8	98.2	4.2	.4
Architectural and ornamental metalwork	08	12/83	147.2	147.3	147.4	.5	.1
Stairs, staircases and fire escapes	0803	12/83	136.4	136.4	136.4	.4	0
Grills, registers and air diffusers	0811	12/97	106.0	106.3	106.4	.5	.1
Fences, gates, railings and window guards	0813	12/97	109.5	109.8	109.7	.5	-.1
Open flooring, grating and studs	0814	12/97	99.8	99.8	100.1	-.1	.3
Other architectural and ornamental metal work	0816	12/97	106.5	106.5	106.5	.9	0
Fabricated iron & steel pipe, tube & fit.	09	12/94	113.7	113.2	113.1	.6	-.1
Heat exchangers and condensers	1075		176.5	177.3	176.1	-.5	-.7
Bare tube heat exchangers	0101		168.5	168.4	168.4	-.1	0
Fin tube heat exchangers	0102		178.9	180.8	178.3	-.8	-1.4
Fabricated steel plate	1076		145.0	144.8	145.4	-.2	.4
Steel power boilers	1077		138.6	140.6	142.5	3.9	1.4
Prefabricated metal buildings	1079		151.2	149.4	149.7	-.6	.2
Prefab. metal bldg systems, ex. farm svcs	01		148.4	145.8	146.3	-.9	.3
Other prefab. & portable metal buildings	02		154.6	155.2	155.4	.6	.1
Panels, parts, & sections for prefab bldgs	03		140.6	140.7	140.2	-.1	-.4
Miscellaneous metal products	108		129.2	129.6	129.5	.9	-.1
Bolts, nuts, screws, rivets, and washers	1081		129.3	129.3	129.2	.8	-.1
Externally thread. fasteners, ex. aircraft	02	06/82	116.6	116.6	116.6	1.4	0
Hex bolts	0206	06/82	100.1	100.2	100.6	.6	.4
Cap screws	0231		149.5	149.6	149.2	-.7	-.3
Tapping screws	0236		120.8	120.8	120.8	1.1	0
Other metal bolts, inc. sq., round, plow, bent, etc.	0262	12/99	103.3	103.3	103.3	3.0	0
Other external threaded metal fasteners, inc. studs	0263	12/99	98.6	98.6	98.6	0	0
Internally thread. fasteners, ex. aircraft	03	06/82	98.4	98.5	98.5	-.3	0
Nonthreaded fasteners, except aircraft	04	06/82	124.2	124.4	124.3	.6	-.1
Aircraft-aerospace fasteners	05	06/82	189.6	189.6	188.7	-.1	-.5
Other formed fasteners	06	06/82	138.1	138.1	138.1	1.0	0
Lighting fixtures	1083		137.2	137.1	136.8	.8	-.2
Residential	02		146.9	147.3	147.2	.7	-.1
Commercial/institutional or industrial	03		143.3	142.5	141.7	1.6	-.6
Other commercial incand. fixtures, incl. portable	0307		114.3	114.4	114.4	3.2	0

See footnotes at end of table.

Table 6. Producer price indexes and percent changes for commodity groupings and individual items, not seasonally adjusted—Continued

(1982=100 unless otherwise indicated)

Commodity	Commodity code	Other index base	Index			Percent change Oct. 2003 from:	
			June 2003 ¹	Sep. 2003 ¹	Oct. 2003 ¹	Oct. 2002	Sep. 2003
Lighting fixtures—Continued	1083						
Commercial H.I.D. fixtures, mercury and other types	0311		153.3	153.2	152.4	0.9	-0.5
Commercial floor. fixtures, recessed air handling	0321		136.6	(²)	129.4	-2.2	(²)
Commercial floor. fixtures, recessed non-air	0323		117.7	115.6	114.5	.8	-1.0
Commercial fluorescent strip lights	0325		123.2	123.1	123.0	-3.1	-1.1
Commercial fluorescent fixtures, surface or pendent	0333		173.1	173.1	173.1	.8	0
Other commercial floor. fixtures, incl. portable	0338		166.4	(²)	(²)	(²)	(²)
Component or renewal parts for commercial fixtures	0345		141.2	139.6	(²)	(²)	(²)
Industrial fluorescent fixtures, general types	0361		132.4	132.4	132.4	3.8	0
Vehicular	04		118.9	118.9	119.0	-.6	.1
Motor vehicle lighting	0401	12/83	99.6	99.8	99.8	-.7	0
All other vehicular lighting equipment	0402	12/83	171.7	169.5	171.7	.8	1.3
Component and renewal parts	0403	12/99	109.2	109.2	109.2	.5	0
Lighting equipment, n.e.c.	05		137.3	137.8	137.8	1.0	0
Outdoor lighting equipment, including parts	0522	06/85	127.1	127.1	127.1	.9	0
Other electric and non-electric lighting	0524	06/85	100.4	101.3	101.3	1.1	0
Ammunition, except for small arms	1085	12/85	126.8	126.8	126.8	-.3	0
Ordnance and accessories, n.e.c.	1086	12/85	155.1	155.1	155.1	.1	0
Fabricated ferrous wire products	1088	06/82	130.4	132.5	132.8	2.2	.2
Ferrous wire rope, cable and strand	01	06/82	133.9	134.7	136.8	4.7	1.6
Steel nails and spikes	02	06/82	114.0	114.9	114.9	2.1	0
Steel fencing and fence gates	06	06/82	123.4	124.5	126.5	.2	1.6
Ferrous wire cloth, other woven wire prod.	07	06/82	131.7	137.6	138.0	11.9	.3
Other fabricated ferrous wire products	09	06/82	133.3	136.1	135.2	.7	-.7
Other miscellaneous metal products	1089		127.4	127.6	127.6	.9	0
Hot formed springs	02		119.5	117.9	117.9	.9	0
Replacement leaf springs for motor vehicles	0217		111.3	111.3	111.3	1.5	0
Locomotive, railroad car & other helical springs	0225		119.1	(²)	119.1	0	(²)
Cold formed springs	03		114.9	114.9	114.9	.5	0
Cold formed flat springs made of sheet & strip steel	0311		116.1	116.1	(²)	(²)	(²)
Wire springs	04		127.1	127.1	126.9	.5	-.2
Precision mechanical springs	0424		134.4	134.4	134.4	1.2	0
Other wire springs	0425	12/82	118.9	118.8	118.6	0	-.2
Other metal products	05		127.5	127.6	127.6	.9	0
Original equipment automobile stampings	0506		108.1	108.1	107.9	2.0	-.2
Replacement part automotive stampings	0508	12/82	137.5	137.5	137.5	3.3	0
Automotive screw machine products	0521	12/83	123.4	123.1	123.2	-1.7	.1
Other screw machine products	0522	12/83	135.5	135.5	135.5	.9	0
Industrial wire cloth	0534	06/83	86.6	86.6	(²)	(²)	(²)
Metal ladders, including ladder accessories	0557	12/91	102.5	102.5	102.5	-.5	0
Metal powders, paste, and flake	0564	06/85	149.4	150.1	150.7	-2.1	.4
Other primary metal prods. (nails/brads/staples/etc)	0566	06/85	125.2	125.4	125.4	-20.9	0
Powder metallurgy parts, ex. bearing, gears, etc.	0571	12/91	103.1	102.9	103.0	-.7	.1
Other fabricated metal products	0589	06/85	134.3	134.6	135.1	1.2	.4
Metal crowns and closures	06	12/83	134.6	134.6	134.6	.1	0
Metal closures	0621	06/02	99.9	99.9	99.9	.2	0
Metal stampings n.e.c.	07	06/84	127.4	128.2	128.2	.7	0
Job stampings, non-automotive	0701		138.1	139.3	139.1	.4	-1.1
Other stamped and pressed metal end products	0731	06/84	133.1	133.2	133.6	1.3	.3
Metal foil and leaf	08	12/84	113.0	113.7	113.5	.4	-.2
Converted unmounted alum. foil packaging products	0801	12/84	109.1	(²)	109.1	.1	(²)
Laminated aluminum foil rolls and sheets	0811	12/84	113.6	114.8	114.5	.4	-.3
Converted unmounted alum. foil for nonpkg appl.	0821	12/84	128.2	128.2	128.3	.9	.1
Metal treatment services	109	12/84	134.5	134.8	134.4	0	-.3
Metal treatment services	1091						
Metal plating and polishing	01	12/84	153.0	153.1	153.1	-.1	0
Metal coating and allied services	02	12/84	123.5	123.9	123.1	-.3	-.6
Metal heat treating	03	06/85	118.8	118.8	118.8	.7	0
Metal heat treating - Middle Atlantic	0332	06/85	131.9	131.3	131.3	.3	0
Metal heat treating - South Central	0333	06/85	124.1	124.1	124.1	2.0	0
Metal heat-treating - Michigan	0334	06/85	110.4	110.4	110.4	-.3	0
Metal heat treating - Southeast	0335	06/85	104.1	104.1	104.1	0	0
Metal heat treating - North Central	0336	06/85	120.9	120.9	120.9	1.2	0
Metal heat treating - Pacific Coast	0337	06/85	118.7	118.7	118.7	-.2	0
Metal heat treating - Southwest	0338	06/85	109.5	109.5	109.5	0	0
Metal heat treating - New England	0339	06/90	105.9	105.9	105.9	.3	0
Machinery and equipment	11		122.0	122.0	121.9	-.5	-.1
Agricultural machinery and equipment	111		160.3	160.2	161.9	1.7	1.1

See footnotes at end of table.

Table 6. Producer price indexes and percent changes for commodity groupings and individual items, not seasonally adjusted—Continued

(1982=100 unless otherwise indicated)

Commodity	Commodity code	Other index base	Index			Percent change Oct. 2003 from:	
			June 2003 ¹	Sep. 2003 ¹	Oct. 2003 ¹	Oct. 2002	Sep. 2003
Agricultural machinery and equipment	1114	12/02	100.4	100.3	101.4	(²)	1.1
Commercial turf & grounds care equipment	01	12/02	100.9	101.3	101.2	(²)	-.1
Plows, listers, harrows, pulverizers, etc	02	12/02	100.0	100.2	113.7	(²)	13.5
Wheel tractors and attachments	03	12/02	100.3	100.7	101.3	(²)	.6
Farm dairy machines, sprayers, dusters, e	04	12/02	100.6	100.0	100.1	(²)	-.1
Planting, seeding, fertilizing mach & att	05	12/02	101.1	98.5	99.9	(²)	1.4
Harvesting machinery	06	12/82	166.8	166.8	168.2	.9	.8
Haying machinery and attachments	07	12/82	150.7	150.7	152.5	1.2	1.2
Farm machinery and equip, nec excl parts	08	12/02	100.1	100.2	100.2	(²)	0
Parts for farm mach & equip	09	12/02	100.6	100.6	101.0	(²)	.4
Construction machinery and equipment	112		153.5	153.8	153.8	1.5	0
Tractors and attachments, ex. parts	112A	12/99	102.8	102.9	103.0	1.5	.1
Wheel type	01		144.9	145.4	146.8	5.0	1.0
Tractor attachments, ex. parts	03	12/99	100.9	100.0	100.0	-1.0	0
Tractor shovel loaders	04		149.2	149.2	149.2	1.4	0
Power cranes, excavators & equipment	112B	12/99	108.6	108.6	108.6	2.2	0
Mixers, pavers, spreaders, etc.	112C		146.3	145.9	145.9	1.5	0
Off-highway, equipment, ex. parts	112D	12/99	104.1	104.1	104.1	1.0	0
Other construction machinery, ex. part	112F	12/99	106.6	106.7	106.7	2.0	0
Parts for construction machinery	112G	12/99	100.7	101.7	101.4	1.1	-.3
Portable air compressors	112H		124.4	124.4	124.4	.1	0
Metalworking machinery and equipment	113		150.2	150.3	150.0	-.1	-.2
Metalworking machinery n. e. c.	113A	06/83	172.0	171.9	172.0	.7	.1
Assembly machines	01	06/83	157.6	157.6	157.9	.1	.2
Other metalworking machinery	02	06/83	188.6	188.3	187.8	1.8	-.3
Rolling mill machinery	113B	12/87	146.3	149.7	149.7	2.3	0
Power driven hand tools	1132		145.0	144.5	144.5	.3	0
Power hand tools, electric/battery powered	06	06/86	129.6	129.0	129.0	-.2	0
Power hand tools, pneumatic/hydr./powder	08	06/86	155.3	155.3	155.3	1.2	0
Welding machines and equipment	1133		176.4	177.0	176.4	1.0	-.3
Arc welding mach., components ex electrode	01		171.9	172.0	171.9	1.2	-.1
Resistance welders, components & electrode	02		160.8	160.7	160.7	.5	0
Arc welding electrodes	03		194.5	196.3	194.4	1.0	-1.0
Gas welding machines and equipment	04		169.0	169.5	168.9	1.0	-.4
Other welding machines and equipment	06	12/00	99.4	99.4	99.4	.7	0
Industrial process furnaces and ovens	1134		159.0	158.9	159.0	.8	.1
Electric, excluding induction & dielectric	01		158.6	158.3	158.5	.3	.1
Electric furnaces	0108	12/86	134.2	134.2	134.2	.2	0
Electric industrial ovens and kilns, incl. infrared	0109	12/86	158.5	155.7	157.5	1.2	1.2
Fuel-fired	02		156.1	156.1	156.1	1.4	0
Fuel fired furnaces, including parts and attachments	0218	12/86	158.1	158.1	158.1	1.3	0
Otr. indus. elec. heat. units; parts/attac	05		166.1	166.1	166.1	1.0	0
Parts and attachments, incl. electric heating units	0543		143.8	143.8	143.8	.9	0
Other industrial electric heating units	0545		189.3	189.3	189.3	1.1	0
Cutting tools and accessories	1135		146.0	145.9	145.9	.4	0
Small cutting tools	01		137.4	137.2	137.2	.4	0
Precision measuring tools	02		159.0	159.0	159.2	.6	.1
Metalworking power saw blades	03	06/83	190.2	190.2	190.2	.3	0
Bandsaw blade	0327	06/83	191.6	191.6	191.6	.5	0
Circular saw blades	0328	06/89	126.5	126.5	126.5	0	0
Other power saw blades	04	06/83	142.7	142.7	142.7	-.2	0
Other machine tool attachments & acc.	05	06/83	154.5	154.6	154.7	.6	.1
Abrasive products	1136		140.6	140.7	139.0	-1.3	-1.2
Nonmetallic sized abrasives	01		73.3	69.5	72.3	-7.9	4.0
Nonmet. bonded abrasives and diamond wheel	03		144.3	144.9	137.3	-4.5	-5.2
Nonmetallic coated abrasive products	05		180.9	182.9	182.9	2.2	0
Metal cutting machine tools	1137		150.6	150.5	148.4	-1.9	-1.4
Grinding machines	13		173.5	173.5	174.4	.1	.5
Lathes	14		155.2	154.7	154.6	-.1	-.1
Milling machines	15		157.7	158.4	155.3	(²)	-2.0

See footnotes at end of table.

Table 6. Producer price indexes and percent changes for commodity groupings and individual items, not seasonally adjusted—Continued

(1982=100 unless otherwise indicated)

Commodity	Commodity code	Other index base	Index			Percent change Oct. 2003 from:	
			June 2003 ¹	Sep. 2003 ¹	Oct. 2003 ¹	Oct. 2002	Sep. 2003
Metal cutting machine tools—Continued	1137						
Multi-function machines, n/c	16		122.7	122.4	114.0	-8.7	-6.9
Station type machines	18	06/83	153.7	153.7	153.7	-.5	0
Other metal cutting machine tools	19		155.6	154.9	155.1	-.2	.1
Parts for metal-cutting machine tools	53	12/02	100.3	100.4	100.4	(²)	0
Metal forming machine tools	1138		167.3	167.9	167.9	.4	0
Punching, bending and forming machines	21		138.8	138.8	138.8	0	0
Presses	23		178.8	178.8	178.8	0	0
Other metal forming machines	25		193.3	194.0	194.0	.4	0
Rebuilt metal-forming machine tools & par	52	12/02	100.0	101.0	100.9	(²)	-.1
Tools, dies, jigs, fixtures & ind. molds	1139		139.3	139.6	139.7	-.6	.1
Special dies, tools, jigs, and fixtures	01		151.8	152.4	152.7	.5	.2
Jigs and fixtures including parts	0131	12/02	99.8	101.2	101.2	(²)	0
Stamping dies	0132	12/02	99.7	100.0	100.7	(²)	.7
All other metal working die and die sets	0133	12/02	100.0	100.4	100.4	(²)	0
Standard punches, industrial prototypes, die parts	0134	12/02	100.2	100.2	100.0	(²)	-.2
Industrial molds	03		121.9	121.8	121.8	-2.2	0
Metal injection-type molds for plastics	0321	12/02	96.5	96.5	96.5	(²)	0
Other molds	0322	12/02	100.0	99.9	99.9	(²)	0
General purpose machinery and equipment	114		155.6	155.6	155.8	.8	.1
Pumps, compressors, and equipment	1141		162.8	163.3	163.7	1.4	.2
Industrial pumps	02		174.0	174.3	175.0	1.3	.4
Stationary air compressors	03		140.6	140.7	140.6	.2	-.1
Gas compressors	04		165.7	169.0	168.7	2.4	-.2
Air/gas compress. & vac. pump pts/attach.	07	06/84	146.9	148.0	148.0	2.2	0
Industrial spraying equipment	08	06/84	147.6	147.6	147.6	.5	0
Measuring & dispensing pumps	09	06/84	147.0	146.3	148.6	2.9	1.6
Gasoline dispensing pumps, computing type	0901	06/84	114.9	(²)	(²)	(²)	(²)
Lubricating-oil and grease dispensing equipment	0903	06/84	177.0	177.0	178.0	1.5	.6
Other measuring and dispensing pumps	0905	06/84	163.6	162.0	162.1	-1.2	-.1
Other compressors and vacuum pumps	11	12/98	100.2	100.2	100.2	0	0
Other pumps, including parts	12	12/83	177.8	178.7	178.7	1.6	0
Parts and attachments for pumps	1211	12/83	188.9	190.8	190.4	1.9	-.2
All other pumps, inc. sump, oil well & oil field	1215	12/97	106.8	106.4	106.9	1.3	.5
Elevators, escalators, and other lifts	1142		118.5	118.6	118.6	-.8	0
Elevators & escalators	01		114.2	114.2	114.2	-1.0	0
Hydraulic passenger elevators	0105		123.1	123.1	123.1	-1.5	0
Other non-farm elevators, including dumbwaiters, etc	0109		139.6	139.6	139.6	1.7	0
Elevator and escalator parts & attachments	02		141.6	142.1	142.1	-.1	0
Fluid power equipment	1143		164.3	164.9	165.1	1.7	.1
Fluid power pumps and parts	01		164.1	164.1	164.3	1.8	.1
Fluid power valves	02		164.9	165.0	165.5	1.1	.3
Fluid power accum/cushions/cyls. & parts	03		155.6	156.5	156.6	1.8	.1
Non-aerospace hydraulic fluid power cylind/actuators	0312	06/98	103.4	104.4	104.4	1.3	0
Non-aerospace pneumatic fluid power cylind/actuators	0313	06/98	109.7	110.4	110.5	3.4	.1
Parts for hydraulic & pneumatic cylinders/actuators	0315	06/98	107.9	108.5	108.5	1.8	0
Fluid power hose and tube fittings	04		175.5	176.7	176.7	2.0	0
Parts for fluid power valves	05	06/91	133.3	133.7	133.7	4.9	0
Industrial material handling equipment	1144		138.1	138.2	138.3	.9	.1
Conveying equipment	02		140.5	140.5	140.6	.7	.1
Unit handling convey/convey sys hoists/farm elvators	0212	06/84	129.8	129.8	129.8	0	0
Parts/acces. for unit handling conveyors & conv. sys	0214	06/84	146.0	146.0	145.6	.3	-.3
Bulk mtl hndlg conveyors & conveying sy ex ho & farm	0216	06/84	137.9	138.0	138.4	1.5	.3
Pts & access for bulk mtl hdlg conveyors & conv sys	0218	06/84	170.0	170.2	170.1	2.8	-.1
Industrial trucks and tractors	03		129.6	129.8	129.8	1.1	0
Work trucks w/lifting & handling equip. riding elec	0353	06/02	103.0	103.1	103.1	.2	0
Work trucks w/lifting & handling equip non-riding	0356	06/02	100.4	100.4	100.5	.6	.1
Work trucks without lifting & handling equipment	0357	06/02	101.6	101.6	101.6	1.5	0
Bulk powered material moving equipment	0358	06/02	100.5	100.5	100.5	.3	0
Parts, attachments, and accessories	0378	12/86	137.3	138.4	138.0	(²)	-.3
Hoists, cranes and stacking machines	04		157.6	157.6	157.5	1.0	-.1
Hoists, including parts	0481	12/84	156.2	156.1	156.1	.9	0
Cranes, including parts	0485	12/84	144.7	144.7	144.7	1.3	0
Mechanical power transmission equipment	1145		171.3	170.6	170.8	.6	.1
Speed changers, drives, gears	01		175.4	173.8	173.8	.5	0
Speed reducers, fixed ratio, enclosed	0106	12/83	208.4	208.5	208.4	.7	0
Gear motors	0107	12/83	167.5	167.5	167.5	0	0
Loose gear, pinions and racks	0108	12/83	137.5	134.8	135.0	-1.8	.1
Mechanical-variable speed changers	0109	12/83	156.2	156.2	156.2	12.6	0

See footnotes at end of table.

Table 6. Producer price indexes and percent changes for commodity groupings and individual items, not seasonally adjusted—Continued

(1982=100 unless otherwise indicated)

Commodity	Commodity code	Other index base	Index			Percent change Oct. 2003 from:	
			June 2003 ¹	Sep. 2003 ¹	Oct. 2003 ¹	Oct. 2002	Sep. 2003
Mechanical power transmission equipment—Continued	1145						
Industrial high speed drives	0112	12/83	163.1	(²)	163.1	4.0	(²)
Parts/components for speed changers,	0114	12/83	198.7	189.9	189.9	-1.9	0
Other power transmission equipment	02	12/84	158.3	158.2	158.6	.6	.3
Plain bearings and bushings	0201	12/84	133.8	133.9	133.9	1.2	0
Clutches	0202	12/84	173.9	173.9	174.0	1.1	.1
Flexible couplings	0203	12/84	159.7	159.7	161.5	2.2	1.1
Chains for sprocket drives	0204	12/84	162.3	162.3	163.0	-1.9	.4
Sprockets	0205	12/84	137.9	(²)	137.9	2.4	(²)
Pulleys	0206	12/84	175.0	175.0	175.0	.9	0
Other power transmission equipment, incl. sheaves	0209	12/84	157.8	157.6	157.9	-2.7	.2
Universal joints, ball joints, drives & flex. shafts	0211	06/89	136.7	136.8	136.8	5.1	0
Scales and balances	1146						
Vehicle and industrial scales	11	12/91	119.5	119.7	119.7	.3	0
Vehicle and industrial scales	1101	06/03	115.0	115.4	115.3	.3	-1
Retail, commercial, household, & mail scal	12	12/91	100.0	100.4	100.2	(²)	-2
Retail, commercial, household, and mailing scales	1201	06/03	108.9	108.9	109.2	.7	.3
Parts, attachments, and accessories	13	12/91	100.0	100.0	100.2	(²)	.2
Parts, attachments, and accessories	1301	06/03	102.3	102.3	102.3	0	0
Parts, attachments, and accessories	1301	06/03	100.0	100.0	100.0	(²)	0
Fans and blowers, except portable	1147						
Centrifugal fans and blowers	0141	12/83	155.8	156.0	156.2	2.0	.1
Propeller fans and accessories	0142	12/83	155.0	153.7	154.8	1.6	.7
Dust collection & air purification equip.	0143	12/83	182.3	186.3	185.7	2.8	-3
Dust collection and a/c equip.	0144	12/83	145.8	145.8	145.8	1.4	0
Dust collection and a/c equip.	0144	12/83	142.5	142.8	142.3	2.9	-4
Air conditioning and refrigeration equip	1148						
Heat transfer equipment	01		137.3	136.7	137.3	.1	.4
Unitary air conditioners	02		149.6	148.4	148.6	-.6	.1
Commercial refrigeration equipment	03		129.2	128.1	129.8	.7	1.3
Refrigerant compressors	04		166.3	166.1	166.1	.3	0
Refrigeration condensing units	05		115.3	115.1	115.0	0	-1
Other a/c and refrigeration equipment	06		147.3	147.9	147.1	.5	-.5
Parts & accessories for a/c & refrig. equi	09	12/89	146.9	145.3	147.4	1.7	1.4
Parts & accessories for a/c & refrig. equi	09	12/89	109.8	109.9	109.9	-1.3	0
Miscellaneous general purpose equipment	1149						
Metal valves, except fluid power	02	12/82	172.2	172.1	172.1	.7	0
Gates, globes, angles, and checks	0201	12/82	169.6	169.7	170.0	1.2	.2
Ball valves	0202	12/82	186.5	186.7	187.0	1.2	.2
Butterfly valves	0203	12/82	160.7	161.1	160.8	1.3	-.2
Plug valves	0204	12/82	134.9	134.9	135.4	.4	.4
Plumbing and heating valves (low pressure)	0205	12/82	139.5	140.1	140.3	.4	.1
Solenoid valves	0208	12/82	158.3	158.3	158.3	2.3	0
Other valves	0209	12/82	172.4	172.4	175.5	2.4	1.8
Automatic valves	0211	12/98	174.2	173.8	173.9	1.1	.1
Metal pipe fittings, flanges, and unions	03	12/82	104.7	104.8	104.8	.9	0
Ball and roller bearings	05		214.3	213.7	213.5	2.8	-1
Double row annular ball bearings	0516	06/83	171.8	171.2	170.9	.4	-.2
Angular contact ball bearings	0518	06/83	105.4	105.1	104.8	-.6	-.3
Other single row conrad ball bearings, prec. & reg.	0526	06/83	193.8	193.8	194.9	.6	.6
Mounted bearings	0534	06/83	181.6	181.6	181.6	-.3	0
Ball and roller bearing parts and components	0535	06/83	209.9	209.9	209.9	3.1	0
Thrust ball bearings	0536	06/83	159.6	158.4	159.1	-.7	.4
Taper roller bearings	0537	06/83	143.9	143.9	143.9	7.3	0
Roller bearings, except taper	0538	06/83	145.0	143.7	142.4	-1.8	-.9
Other ball bearings	0539	06/89	204.6	204.2	204.4	2.0	.1
Industrial patterns	07	12/84	130.3	130.5	130.3	1.1	-.2
Filters and strainers	08	12/84	131.1	130.8	130.8	-.9	0
Other miscellaneous general purpose equipm	11	12/84	162.5	162.5	162.5	.1	0
Other miscellaneous general purpose equipm	11	12/84	156.2	156.2	156.3	-.3	.1
Electronic computers and computer equipm	115	12/98	61.8	60.9	60.1	-9.5	-1.3
Electronic computers	1151	12/98					
Large-scale general purpose computers	0111	12/98	34.5	33.4	32.8	-17.6	-1.8
Mid-range general purpose computers	0112	12/98	30.1	28.3	28.3	-21.6	0
Personal computers and workstations	0114	12/98	32.2	31.4	31.2	-11.6	-.6
Portable computers	0115	12/98	30.5	29.7	29.6	-15.9	-.3
Computer storage devices	1152	12/98	24.1	23.4	21.9	-26.3	-6.4
Computer storage devices, except parts	01	12/98	43.3	42.7	41.3	-21.2	-3.3
Computer storage devices, except parts	01	12/98	43.1	42.5	41.1	-21.1	-3.3
Computer terminals and parts	1153	12/98					
Computer terminals	01	12/98	92.9	92.6	91.4	-4.2	-1.3
Computer terminal parts, attachments, et	02	12/98	94.3	94.1	92.7	-4.6	-1.5
Computer terminal parts, attachments, et	02	12/98	84.6	(²)	83.7	-1.1	(²)
Computer peripheral equipment and parts	1154	12/98	96.4	95.8	95.0	-1.8	-.8

See footnotes at end of table.

Table 6. Producer price indexes and percent changes for commodity groupings and individual items, not seasonally adjusted—Continued

(1982=100 unless otherwise indicated)

Commodity	Commodity code	Other index base	Index			Percent change Oct. 2003 from:	
			June 2003 ¹	Sep. 2003 ¹	Oct. 2003 ¹	Oct. 2002	Sep. 2003
Computer peripheral equipment and parts—Continued	1154						
Computer printers	02	12/98	90.6	90.8	90.8	-0.5	0.0
Parts for computer peripheral equipment	05	12/98	104.7	104.7	99.7	-5.1	-4.8
All other peripheral equipment	06	06/99	99.6	98.1	98.3	-1.3	.2
Special industry machinery and equipment	116		166.6	169.2	169.6	2.4	.2
Food products machinery	1161		182.6	183.0	183.1	1.4	.1
Dairy industry machinery	01		191.0	191.0	191.0	2.7	0
Commercial food production machinery	04		173.3	173.3	173.3	1.2	0
Industrial food production machinery	05	12/83	173.7	174.3	174.7	1.3	.2
Textile machinery and equipment	1162		157.9	158.1	158.0	.6	-.1
Textile machinery	12	06/86	139.9	140.2	140.2	.6	0
Textile machinery parts and attachments	77		162.7	162.7	162.5	.7	-.1
Woodworking machinery and equipment	1163		147.9	147.9	147.9	.3	0
Other than for home workshops	01		147.6	147.7	147.6	.1	-.1
Sawmill equipment	0101		164.2	164.2	164.2	0	0
Sawing machines, except sawmill equipment	0103		143.3	143.3	143.3	.6	0
Straight-line machinery: planers, sanders, etc.	0104		167.0	167.0	167.0	0	0
Other woodworking machinery, incl. lathes & presses ..	0106		173.4	173.4	173.4	0	0
All other parts, attachments, and accessories	0108		134.1	134.5	134.5	.7	0
Woodworking power saw blades	05		133.3	133.3	133.3	.6	0
Other woodworking power saw blades	0525	06/83	130.9	130.9	130.9	1.0	0
Paper industries machinery	1164	06/82	170.3	170.3	170.3	.4	0
Pulp mill machinery	0103	06/82	185.9	(²)	(²)	(²)	(²)
Papermill machinery	0105	06/82	160.0	160.1	160.1	.5	0
Paper and paperboard converting equipment	0107	06/82	195.2	195.2	195.2	.5	0
Printing trades machinery and equipment	1165		142.9	142.6	143.3	-.6	.5
Printing presses, offset, lithograph	01		156.6	(²)	156.5	-.1	(²)
Bookbinding machinery and equipment	05		179.2	179.4	(²)	(²)	(²)
Printing presses, other than lithographic	06	12/82	163.8	164.0	164.0	-3.2	0
Other printing machinery and equipment	09	12/82	144.9	143.9	145.2	-.6	.9
Other special industry machinery	1166		165.0	169.9	170.5	4.0	.4
Rubberworking machinery	01		180.2	184.1	182.6	3.0	-.8
Plasticworking machinery	03		174.6	173.5	173.5	-.6	0
Chemical industry machinery	04		151.3	153.9	153.9	-1.7	0
Automotive maintenance equipment	05	06/83	157.5	161.8	167.5	15.9	3.5
Miscellaneous industry machinery	06		164.3	170.1	170.6	4.4	.3
Semiconductor manufacturing equipment	0638	06/87	129.9	(²)	128.7	-1.3	(²)
Printed circuit board manufacturing machinery	0641	06/01	95.7	95.7	98.4	1.8	2.8
Special industry machinery & equipment & parts	0647	06/01	101.1	110.4	110.8	11.7	.4
Packing and packaging machinery	1167		191.3	192.5	192.3	1.3	-.1
Filling machinery	01		209.8	210.0	209.8	2.3	-.1
Form-fill-seal machines	0103		256.6	256.6	256.6	5.2	0
Filling machines	0108	12/83	161.7	161.9	161.7	.4	-.1
Machinery for processing pkgs. & bottles	03		171.5	172.0	171.1	1.2	-.5
Casing and cartoning machinery	0302		186.2	185.9	184.6	.1	-.7
Labeling and coding machinery	0307	12/83	151.1	151.9	151.1	1.8	-.5
Other packing & packaging machinery & pa	04	12/83	173.1	174.5	174.5	1.0	0
Wrapping, banding, bundling and fastening machines ..	0401	12/83	164.5	164.5	164.5	2.8	0
Parts for packing and packaging machinery	0403	12/83	152.9	152.7	153.5	-.5	.5
Other packing and packaging machines	0404	12/88	140.3	142.1	141.9	1.3	-.1
Service industry machinery and parts	1168	06/82	175.1	174.7	174.8	.9	.1
Nonelectric commercial cooking equipment	0101	06/82	227.2	227.2	227.2	3.5	0
Electrical commercial cooking equipment	0102	06/82	173.4	173.9	173.4	1.0	-.3
Commercial floor maintenance machinery, ex. vacuums ..	0104	06/82	196.2	196.2	196.2	3.0	0
Commercial and industrial vacuum cleaners & parts	0111	06/82	162.5	162.5	162.5	0	0
Water softeners and water heaters	0114	12/99	101.9	101.9	101.9	-2.0	0
All other industry/commercial service mach., pts/acc ..	0117	12/99	106.1	105.6	105.8	.2	.2
Parts and access. for commercial cooking equipment	0122	12/87	123.4	123.4	123.4	5.5	0
Commercial laundry & dry cleaning equip.	1169	12/82	176.8	177.3	177.3	3.3	0
Commercial laundry & dry cleaning equip.	09	06/03	100.0	100.3	100.3	(²)	0
Commercial laundry & dry cleaning equip.	0901	06/03	100.0	100.3	100.3	(²)	0
Electrical machinery and equipment	117		114.9	114.6	114.5	-1.1	-.1
Wiring devices	1171		152.0	152.7	152.9	-.5	.1
Current carrying	01		129.1	128.9	129.1	-1.1	.2
Convenience & power outlets, ex. pin & sleeve	0142	12/99	83.5	(²)	85.8	-1.4	(²)

See footnotes at end of table.

Table 6. Producer price indexes and percent changes for commodity groupings and individual items, not seasonally adjusted—Continued

(1982=100 unless otherwise indicated)

Commodity	Commodity code	Other index base	Index			Percent change Oct. 2003 from:	
			June 2003 ¹	Sep. 2003 ¹	Oct. 2003 ¹	Oct. 2002	Sep. 2003
Wiring devices—Continued	1171						
Electric switches	0143	12/99	95.7	95.7	95.7	0.3	0.0
Wire connectors for electrical circuitry	0144	12/99	100.6	100.3	100.3	-3.1	0
Lampholders	0145	12/99	101.9	102.2	102.1	0	-1
Current carrying wiring devices, n.e.c.	0146	12/99	98.8	98.4	98.6	-3	-2
Noncurrent carrying	02		182.2	184.5	184.5	.1	0
Stamped metal switch and receptacle box	0267		196.2	196.2	196.2	.4	0
Fittings, except cast conduit body, cover, & gasket	0279		228.3	228.3	228.3	1.6	0
Cable, cord and flexible conduit fittings	0282	06/83	221.1	221.1	221.1	0	0
Cast metal box, cover, gasket & access. ex. junction	0285		241.4	241.4	(²)	(²)	(²)
Commercial pole and transmission line hardware	0286		166.2	165.8	166.0	-3	.1
Flexible nonmetallic conduit	0294	12/86	137.8	137.8	137.8	0	0
Other noncurrent-carrying wiring devices	0298		219.2	219.1	219.3	2.2	.1
Integrating and measuring instruments	1172		148.1	148.4	147.3	-.7	-.7
Integrating instruments	04	12/83	103.1	103.1	(²)	(²)	(²)
Test equip., elect. character. & signals	05	12/83	142.1	142.4	141.3	-.8	-.8
Indicating and recording instruments	06	12/83	148.6	148.6	(²)	(²)	(²)
Motors, generators, motor generator sets	1173		147.3	147.5	147.2	.5	-.2
Fractional horsepower motors & generators	03	06/83	132.9	133.3	132.7	1.7	-.5
Integral horsepower motors	04	06/83	149.3	149.3	149.2	-.3	-.1
Integral horsepower motor-gen. sets	06	06/83	149.8	149.8	(²)	(²)	(²)
Land transportation types	08	06/83	146.3	146.3	146.3	.1	0
Parts and supplies	09	06/83	144.8	144.8	144.8	.6	0
Transformers and power regulators	1174		131.4	132.3	132.2	.6	-.1
Fluorescent lamp ballasts	02		122.9	122.9	122.9	2.6	0
Power & distribution transformers, ex. pa	09	12/99	96.6	97.9	97.7	-.5	-.2
Power and distribution transformers, ex. parts	0999	12/99	96.6	97.9	97.7	-.5	-.2
Parts & all other transformers	11	12/99	102.0	101.8	101.9	1.2	.1
Commer./institutional/indus. gen/ pump. transformers	1101		168.0	167.4	167.4	3.9	0
Specialty transformers, ex. fluorescent lamp ballast	1102		87.4	87.2	87.3	.6	.1
Power regulators, boosters, other transformers/parts	1109	12/99	101.5	(²)	101.5	0	(²)
Switchgear, switchboard, etc. equipment	1175		160.3	159.1	159.7	.9	.4
Industrial controls	07		156.0	155.7	156.6	2.0	.6
Switchgear, exc. ducts & contr. circuit relay	11	06/85	145.5	145.5	145.4	.1	-.1
Power circuit breakers, all types	12	06/85	106.8	105.1	105.1	-2.7	0
Panelboards & switching & interrupting devs	13	06/85	161.2	160.5	161.7	-.9	.7
Molded case circuit breakers	15	06/85	156.6	147.2	144.8	-2.6	-1.6
Relays for switchgear & industrial control	18	06/90	156.7	158.0	162.6	7.3	2.9
Communication and related equipment	1176		105.7	104.9	105.5	-1.1	.6
Telephone and telegraph equipment	01	12/85	99.0	98.3	99.2	-1.6	.9
Carrier line equipment and external modems	0112	12/00	94.0	94.2	94.3	-1.4	.1
Switching equipment	0121	12/85	110.5	110.5	110.5	-1.8	0
Other telephone and telegraph apparatus	0141	12/85	88.2	86.6	88.2	-1.8	1.8
Radio & television communication equipment	02	12/85	109.1	108.4	108.8	-.9	.4
Broadcast, studio and related equipment	0201	12/85	108.3	106.9	106.9	-1.3	0
Radio communication, fiber optics & related equip.	0202	12/85	100.5	98.8	98.2	-4.3	-.6
Intercom, alarm & traffic control systems	0203	12/85	115.6	115.6	116.2	1.2	.5
Electronic warfare/missile/spec. vhel & intelligence	0205	12/85	96.9	96.9	(²)	(²)	(²)
Navigation, recon. & surveillance systems & equipmen	0207	06/99	104.6	105.1	105.0	-.4	-.1
Radar, sonar, & other search sys., ex. light recon	0208	06/99	96.6	96.6	99.8	4.2	3.3
Electronic systems and equipment, n.e.c.	0211	12/00	100.8	100.8	100.8	.7	0
Electric lamps/bulbs and parts	1177		132.9	132.2	132.6	1.5	.3
Incandescent	01		146.8	146.8	146.8	1.0	0
Other than incandescent	02		116.2	114.6	115.3	2.5	.6
Flourescent, hot cathode	0221	12/83	89.4	89.4	88.9	1.4	-.6
Other electric discharge	0222	12/83	125.3	118.8	123.8	5.9	4.2
Electronic components and accessories	1178		91.1	91.0	90.6	-1.5	-.4
Cathode ray T.V. picture tube	02		71.2	67.2	67.3	-7.4	.1
Power, transmitter, special purpose tubes	03		185.1	185.1	178.4	-2.8	-3.6
Capacitors	11		119.3	115.4	114.3	-15.2	-1.0
Resistors for electric applications	12		156.2	154.9	154.1	-2.0	-.5
Fixed, surface mounted, excluding carbon types	1201	12/96	88.4	87.8	85.4	-4.9	-2.7
Fixed, having two leads, excluding carbon types	1202	12/96	109.9	110.3	109.4	-.8	-.8
Resistor networks, having more than two leads	1203	12/96	107.8	99.5	99.5	-7.7	0
Nonlinear resistors, inc. thermistors and varistors	1205	12/96	88.7	(²)	88.5	-2.6	(²)
Resistor parts and other resistors	1209	12/96	129.8	131.3	131.6	1.0	.2
Relays	21		182.5	181.0	185.3	4.3	2.4
Switches, mechanical (electronic appl.)	22	06/82	165.0	164.6	164.9	1.7	.2
Connectors	24		149.2	149.6	149.2	.5	-.3
Coaxial connectors (radio frequency)	2411		226.8	226.7	223.2	-2.7	-1.5

See footnotes at end of table.

Table 6. Producer price indexes and percent changes for commodity groupings and individual items, not seasonally adjusted—Continued

(1982=100 unless otherwise indicated)

Commodity	Commodity code	Other index base	Index			Percent change Oct. 2003 from:	
			June 2003 ¹	Sep. 2003 ¹	Oct. 2003 ¹	Oct. 2002	Sep. 2003
Electronic components and accessories—Continued	1178						
Cylindrical connectors	2426	06/03	100.0	100.0	(²)	(²)	(²)
Rack and panel connectors (rectangular)	2434	06/03	100.0	103.7	103.7	(²)	0
Printed circuit connectors for electronic circuitry	2443	06/03	100.0	100.6	100.6	(²)	0
Other connectors including parts	2472	06/03	100.0	100.1	100.1	(²)	0
Magnetic and optical recording media	25		57.6	57.3	57.3	-1.4	0
Filters, crystals, and transducers	28	06/82	100.6	100.6	100.6	-4	0
Filters and piezoelectric devices	2891	06/82	109.6	109.6	109.6	-9	0
Diodes and rectifiers	31		109.4	109.4	109.4	-1.1	0
Transistors	35		68.7	68.7	68.7	-2.7	0
Optoelectronic devices	37		86.6	90.0	88.2	-1	-2.0
Digital MOS integrated circuits	42	12/98	63.2	66.0	65.9	2.6	-2
MOS, memory	4221	12/98	53.6	57.6	57.2	5.3	-7
Other MOS, incl. logic, MCU, and MPR	4223	12/98	79.5	82.5	82.5	2.6	0
Mos, microprocessors	4225	12/00	20.0	17.0	16.4	-56.1	-3.5
Linear integrated circuits	45		75.5	63.3	59.9	-29.7	-5.4
Hybrid integrated circuits	46		97.4	97.4	101.6	4.3	4.3
Other semiconductor devices and parts	48		75.5	74.5	74.4	-7.0	-1
Semiconductor dice and wafers	4815		60.1	59.0	58.8	-9.3	-3
Semiconductor parts (packages, other accessories)	4817		123.2	123.4	123.3	-9	-1
Printed circuit boards	49						
Printed circuit boards	4901	06/82	101.3	101.3	101.3	-1.1	0
Electronic transformers and coils	53	06/82	131.1	129.3	129.1	-2.9	-2
Other electronic components	56	06/00	100.0	100.4	99.9	-5	-5
Complex component assem., packs, modules	61	06/82	111.5	111.4	111.4	3.6	0
Miscellaneous electrical mach and equip	1179		111.7	111.5	111.2	-1.7	-3
Storage batteries	01		105.1	105.2	105.7	-1.1	.5
Lead acid batteries, 1.5 cubic foot or less	0103	12/84	111.2	111.3	111.4	.1	.1
Lead acid batteries, larger than 1.5 cubic foot	0104	12/84	128.6	128.4	130.6	-4.3	1.7
Storage batteries other than lead acid, incl. parts	0105	12/84	128.3	128.3	128.3	-8	0
Primary batteries, dry and wet	02		153.4	155.7	154.1	-8.5	-1.0
All primary batteries, dry and wet	0226	06/03	100.0	101.5	100.4	(²)	-1.1
Carbon and graphite products	03		102.6	101.5	101.6	-3.7	.1
Graphite electrodes	0324		85.7	88.6	88.9	9.5	.3
Contacts, brushplates and brushes, except automotive	0333	06/85	141.9	141.9	141.9	-8	0
Other carbon and graphite products, mechanical	0341	06/85	147.7	(²)	(²)	(²)	(²)
Other carbon and graphite products, non-mechanical	0343	06/85	109.2	102.8	102.8	-15.9	0
X-ray and electromedical equipment	05		101.0	100.3	99.7	-1.2	-6
Irradiation equipment	0512	06/85	114.7	114.6	114.7	.7	.1
Diagnostic electromedical equipment	0514	06/85	75.3	74.1	73.0	-3.1	-1.5
Electrotherapeutic equipment	0516	06/85	77.0	77.0	77.0	-2.4	0
Other electromedical equipment, exc diag & therap.	0517	12/02	102.0	101.2	99.9	(²)	-1.3
Parts and accessories for electromedical equipment	0524	06/85	119.5	116.3	116.4	-3.8	.1
Engine electrical equipment	06		124.8	124.8	124.7	-6	-1
Cable sets and ignition wiring harnesses	0601	12/82	134.1	134.1	134.1	1.5	0
Starting motors	0604	12/82	115.4	116.0	115.9	-8	-1
Spark plugs	0605	12/82	119.7	119.7	119.7	0	0
Alternators, generators, and regulators	0607	06/00	99.7	99.9	99.9	-1.8	0
Other complete engine electrical equipment	0608	06/00	99.5	99.5	99.5	.2	0
Parts for engine electrical equipment	0609	06/00	92.9	91.8	90.0	-3.8	-2.0
Porcelain electrical supplies, ex insulato	08	12/85	108.8	108.9	108.8	.6	-1
Electrical industrial apparatus, n.e.c.	29	12/85	115.8	115.9	115.9	-1.2	0
Industrial capacitors	2901	12/85	86.4	86.4	86.4	0	0
Rectifying apparatus	2902	12/85	120.4	120.4	120.4	-8	0
Industrial coil windings & other misc. equipment	2903	12/85	130.0	130.2	130.1	-2.9	-1
Miscellaneous instruments	118		156.9	157.0	157.0	1.2	0
Environmental controls	1181		144.8	144.6	144.6	-3	0
Building comfort controls	01		155.5	155.5	155.5	-7	0
Appliance regulation controls	02		121.3	120.6	120.6	1.0	0
Process control instruments	1182	06/83	164.8	165.0	165.2	2.5	.1
Display and control receiver type instruments	0111	06/83	154.7	159.5	158.0	4.0	-9
Temperature instruments, excl. receiver type	0121	06/83	163.2	163.2	164.5	2.0	.8
Pressure and draft instruments, excl. receiver type	0131	06/83	182.4	183.4	183.1	5.9	-2
Flow and liquid level instruments	0141	06/83	145.1	145.0	145.1	.8	.1
Continuous process gas & liquid analysis instruments	0151	06/83	148.4	148.2	148.2	2.1	0
Other process control products and parts	0191	06/83	185.9	185.6	185.8	2.6	.1
Fluid meters and counting devices	1184	12/85	122.7	123.0	122.8	.2	-2
Integrating & totalizing meters for gas or liquids	0102	12/85	137.6	138.5	137.7	0	-6
Counting devices	0103	12/85	137.9	138.0	138.0	.9	0
Motor vehicle indicating instruments	0104	12/85	89.9	89.9	89.9	.1	0
Engineering and scientific instruments	1185	12/85	169.1	169.6	169.6	3.2	0

See footnotes at end of table.

Table 6. Producer price indexes and percent changes for commodity groupings and individual items, not seasonally adjusted—Continued

(1982=100 unless otherwise indicated)

Commodity	Commodity code	Other index base	Index			Percent change Oct. 2003 from:	
			June 2003 ¹	Sep. 2003 ¹	Oct. 2003 ¹	Oct. 2002	Sep. 2003
Engineering and scientific instruments—Continued	1185						
Aeronautical, nautical, & navigational ins	01	12/85	179.7	180.7	180.7	3.9	0.0
Laboratory apparatus	02	12/85	163.6	163.6	163.6	3.0	0
Surveying/drafting instrs. & lab. furn.	03	12/85	136.4	136.7	136.6	1.2	-.1
Laboratory furniture	0322	12/91	137.6	138.3	138.3	2.6	0
Surveying/drafting instruments	0329	12/91	112.1	112.1	112.1	.2	0
Optical instruments and lenses	1186	12/85	123.7	123.4	123.4	.2	0
Sighting, tracking & fire-control equip.	01	12/85	116.8	116.8	116.8	1.2	0
Optical instruments and lenses	02	12/85	118.4	117.3	117.4	-3.8	.1
Laboratory analytical instruments	03	12/85	126.8	126.6	126.6	1.4	0
Measuring & controlling devices, n.e.c.	1189	06/85	139.7	139.8	140.0	.7	.1
Aircraft engine instruments	01	06/85	134.5	134.5	135.6	-.9	.8
Phys. prop. & kinematic test, insp. & meas e	02	06/85	142.1	142.2	142.2	1.1	0
Comm. meteorological & general purpose ins	03	06/85	145.9	145.9	145.9	1.1	0
Nuclear radiation detect. & monitoring inst	04	06/85	136.3	(²)	136.3	0	(²)
Miscellaneous machinery	119		137.2	137.9	138.2	1.0	.2
Oil field and gas field machinery	1191		139.9	140.1	140.5	3.3	.3
Oil field and gas field drilling machinery	02		152.5	152.5	153.2	4.4	.5
Tungsten-carbide insert bits	0227		243.0	243.0	243.0	9.8	0
Steel-toothed bits	0228		270.9	270.9	(²)	(²)	(²)
Cementing, floating, guiding, and shoe equipment	0234		137.8	(²)	(²)	(²)	(²)
Other rotary drilling surface equipment	0251	12/86	167.6	167.6	167.6	0	0
Other rotary subsurface drilling equipment	0252	12/86	131.6	131.6	131.6	10.5	0
Other oil and gas field drilling equipment	0256	12/86	153.0	153.0	153.0	0	0
Oil field and gas field production machine	04		120.8	121.4	121.4	1.3	0
Christmas tree assemblies, casing and tubing heads	0403		111.5	111.5	111.5	.5	0
Pumping units and other surface lifting equipment	0414	12/94	114.5	114.5	114.5	0	0
Separating, metering, and treating equipment	0427		118.9	118.9	118.9	-.9	0
Other oil and gas field production machinery	0449	12/86	127.5	129.1	129.1	1.3	0
Parts for oil and gas field production machinery	0455	12/86	133.6	133.6	133.6	.3	0
Mining machinery and equipment	1192		154.7	154.8	155.1	1.5	.2
Underground mining machinery	01		167.3	(²)	(²)	(²)	(²)
Loading machines, underground mine	0102		188.9	(²)	(²)	(²)	(²)
Crushing, pulverizing & screening machines	02		197.0	199.2	199.2	2.4	0
Stationary type crushers	0202	12/87	157.6	159.6	159.6	2.0	0
Screens (vibrating, stationary), incl. trommel type	0234		148.8	148.8	(²)	(²)	(²)
Drills and other mining machinery	03		183.4	182.4	183.4	1.4	.5
Mining machinery parts	53		136.1	135.5	136.3	2.8	.6
Mining machinery parts, excluding drills	5301		135.4	134.8	135.6	2.6	.6
Percussion rock drill bits	5346		141.6	(²)	141.6	3.7	(²)
Office and store machines and equipment	1193		111.9	114.1	113.2	.8	-.8
Calculating and accounting machines	01		82.1	81.8	82.9	.4	1.3
Calculating and accounting machines	0112	12/96	92.4	92.1	93.4	.2	1.4
Parts and attach. for calc. & accing mach, cash reg.	0115	06/85	88.5	88.5	88.5	2.4	0
Safes and vaults	05		167.7	(²)	(²)	(²)	(²)
Coin-operated auto. merchandising machines	06		119.4	119.4	119.4	-.2	0
Coin-operated auto. merchandising mach., ex. parts	0654	06/82	119.5	119.5	119.5	-.3	0
Parts for automatic merchandising machines	0656	06/94	97.8	97.8	97.8	0	0
Other office and store machines and parts	07		130.1	130.9	130.9	.5	0
Mailing, letter handling, and addressing machines	0753	06/85	115.4	116.3	116.3	.8	0
Standard typewriters, and all other office machines	0755	12/94	103.3	103.3	103.3	.9	0
Parts/attach. for std. typewriters/other office mach	0757	12/94	109.0	109.0	109.0	.1	0
Internal combustion engines	1194		144.1	145.8	145.6	.1	-.1
Gasoline engines	01		139.5	141.8	141.8	1.6	0
Diesel, semidiesel, & dual fuel, non-auto	07	12/82	130.5	130.5	130.5	-.8	0
Diesel, semidiesel, & dual fuel, auto.	08	12/82	137.2	137.2	137.2	1.3	0
Gas engines, except turbines	11	12/88	161.5	161.4	161.6	.1	.1
Parts and accessories for i.c. engines	13		145.0	150.5	149.8	2.3	-.5
Machine shop products	1195		140.6	140.6	141.1	.6	-.4
Carburetors, pistons, piston rings, & valv	01		138.8	138.8	138.9	1.4	-.1
Carburetors, rebuilt, all types	0102	12/82	187.6	189.2	(²)	(²)	(²)
Pistons for motor vehicles	0108	06/89	96.1	96.3	96.4	.5	.1
Piston rings, compress type, for motor vehicles	0112		111.9	111.9	111.9	0	0
Valves (eng. intake/exhaust) ex. for motor veh. use	0116	12/82	105.7	105.7	105.7	-.2	0
Other machine shop products	05	06/84	126.9	126.9	127.4	.6	.4
Steam, gas, & hydraulic turbines & parts	1196	06/82	172.3	174.5	174.6	3.7	.1
Steam, gas, and hydraulic turbines	01	06/82	208.8	214.4	214.7	5.2	.1
Mechanical drive steam turbines	0101	06/82	181.2	188.2	188.2	7.0	0

See footnotes at end of table.

Table 6. Producer price indexes and percent changes for commodity groupings and individual items, not seasonally adjusted—Continued

(1982=100 unless otherwise indicated)

Commodity	Commodity code	Other index base	Index			Percent change Oct. 2003 from:	
			June 2003 ¹	Sep. 2003 ¹	Oct. 2003 ¹	Oct. 2002	Sep. 2003
Steam, gas, & hydraulic turbines & parts—Continued	1196						
Hydraulic and other turbines	0104	06/94	131.2	127.2	128.4	-3.0	0.9
Turbine parts and accessories	02	06/82	173.0	173.9	173.9	2.8	0
Parts & accessories for steam engines & turbines	0201	06/82	199.8	201.3	201.3	.8	0
Parts & accessories for gas turbines	0202	06/82	157.5	157.7	(²)	(²)	(²)
Turbine generator sets and parts	1197	06/87	168.6	166.5	167.3	-.1	.5
Other miscellaneous machinery	1199	06/84	126.7	126.7	134.0	5.8	5.8
Furniture and household durables	12		134.0	133.7	134.1	.1	.3
Household furniture	121		158.3	158.0	158.4	.4	.3
Metal household furniture	1211		124.9	124.4	124.4	-1.3	0
Metal household dining, dinette, breakfast furniture	0102	06/84	143.5	143.5	142.8	-.5	-.5
Other metal household furniture	0104	06/84	113.9	113.2	113.5	-1.6	.3
Wood household furniture	1212		179.2	178.9	179.7	.7	.4
Living room furniture	01		182.9	182.8	184.4	.9	.9
Table	0101		191.9	192.0	192.8	.8	.4
Desks	0103		191.1	(²)	204.8	7.2	(²)
Other nonupholstered living rm furniture	0109		162.5	162.5	162.6	.1	.1
Dining room furniture	02		193.4	189.7	192.0	-.4	1.2
Table	0211		196.1	194.2	197.6	1.0	1.8
Chairs	0216		193.8	190.4	194.0	.2	1.9
Buffets and servers	0221		238.3	238.3	238.3	0	0
China and corner cabinets	0231		181.8	169.1	169.1	-5.4	0
Other dining rm & kitchen furniture	0233		128.5	128.5	(²)	(²)	(²)
Bedroom furniture	03		183.2	183.9	184.2	1.8	.2
Beds, including bunk and water beds	0336		198.6	201.1	202.7	2.0	.8
Headboard & headboard sets	0341		188.3	188.6	188.6	6.7	0
Dresser, vanities and dressing tables	0342		178.2	178.4	178.9	1.0	.3
Night tables & stands	0344		209.5	210.4	210.4	.8	0
Chests	0351		186.5	187.5	187.5	.7	0
Wardrobes and wardrobe-type cabinets	0353		189.3	189.5	189.5	.5	0
Other nonupholstered bedroom furniture	0355		138.4	138.4	138.4	0	0
Other wood household furniture	04		143.6	143.6	143.6	-.6	0
Unpainted wood furniture	0463		201.3	203.8	201.3	-1.2	-1.2
Unassembled or knockdown wood furniture	0465		121.1	121.1	121.1	-1.3	0
Upholstered household furniture	1213		152.4	152.5	152.6	.6	.1
Sofas, including sectional sofa pieces	0101		155.3	155.2	155.2	.5	0
Chairs, including rockers and recliners	0111		143.6	143.8	144.0	.9	.1
Other upholstered household furniture	0131	06/82	178.9	182.1	182.0	.8	-.1
Bedding	1214		133.2	133.3	133.3	.1	0
Innerspring mattress and foundation set	0104	12/95	103.8	103.9	103.9	.1	0
Other mattresses, including crib and inserts	0114	06/83	160.3	160.3	160.3	0	0
Porch and lawn furniture	1215		157.7	152.0	152.2	-2.8	.1
Household furniture, n.e.c.	1216	12/85	112.3	112.3	112.3	.6	0
Commercial furniture	122		162.5	162.7	163.1	.8	.2
Wood office furniture and store fixtures	1221		178.0	178.0	178.2	1.8	.1
Seating	0112	06/85	150.9	151.9	150.8	1.1	-.7
Desks and extensions	0113	06/85	164.8	165.1	170.4	4.4	3.2
Storage units, files and tables	0114	06/85	169.6	169.3	167.5	.1	-1.1
Other wood office furniture	0116	06/85	155.9	155.9	155.9	3.2	0
Partitions, shelving, and lockers	0141	12/83	144.0	144.0	144.0	1.4	0
Plastic laminated fixture tops	0151	12/83	159.1	159.3	159.2	-.1	-.1
Fixtures for stores, banks, offices, &	0161	12/83	173.5	173.5	173.5	.9	0
Nonwood furniture and store fixtures	1222		154.3	154.7	154.8	.2	.1
Filing cabinets and cases	02		155.5	155.5	155.7	1.8	.1
Furniture	03		159.2	160.7	160.7	-.8	0
Desks and extensions	0321		177.9	(²)	(²)	(²)	(²)
Office seating	0325		156.5	156.4	156.4	-.6	0
Other nonwood office furniture	0326	06/95	101.9	103.5	103.5	-1.3	0
Partitions and fixtures	04	12/83	141.7	141.4	141.6	.6	.1
Partitions prefabricated, assembled, o	0403	12/83	152.8	152.8	(²)	(²)	(²)
Shelving and lockers	0405	12/83	145.5	145.5	145.5	.6	0
Storage racks and accessories	0407	12/83	140.2	139.3	139.3	-.9	0
Fixtures for stores, banks, offices, &	0409	12/83	138.9	138.6	138.9	.3	.2

See footnotes at end of table.

Table 6. Producer price indexes and percent changes for commodity groupings and individual items, not seasonally adjusted—Continued

(1982=100 unless otherwise indicated)

Commodity	Commodity code	Other index base	Index			Percent change Oct. 2003 from:	
			June 2003 ¹	Sep. 2003 ¹	Oct. 2003 ¹	Oct. 2002	Sep. 2003
Public building furniture	1223	12/84	144.0	144.0	144.8	0.3	0.6
School furn. exc. stone, concrete, & library furn.	0101	12/84	156.0	156.3	156.5	2.8	.1
Public bldg. & related furn.exc. school & restaurant	0102	12/84	145.3	145.3	146.1	.1	.6
Furniture and fixtures n.e.c.	1224	12/85	146.7	147.2	147.8	1.8	.4
Hospital beds	0101	12/85	118.3	119.0	119.0	1.3	0
Restaurant, cafeteria & bar furniture	0102	12/85	154.0	154.4	155.2	2.6	.5
Other furniture and fixtures, n.e.c.	0103	12/85	148.8	149.3	150.0	1.0	.5
Floor coverings	123		134.6	134.0	135.1	3.1	.8
Soft surface floor coverings	1231		131.2	130.2	131.5	3.6	1.0
Tufted broadloom	01		133.1	132.0	133.4	3.8	1.1
Tufted broadloom, nylon	0161		134.2	134.2	134.6	2.2	.3
Other tufted carpets and rugs	0165	12/98	114.0	111.0	114.2	7.9	2.9
Woven carpets/rugs made from textile yarns	03	06/85	153.7	155.0	155.3	1.5	.2
Carpets & rugs not made from textile yarns	04	06/85	125.5	125.5	125.5	1.5	0
Hard surface floor coverings	1232		154.9	156.9	157.3	1.5	.3
Commission finishing/dyeing, floor cover	1233	12/86	116.2	(²)	116.2	-.1	(²)
Household appliances	124		102.3	101.7	102.1	-2.4	.4
Major appliances	1241		97.9	97.2	97.6	-2.8	.4
Cooking equipment	01		95.0	94.1	94.7	-2.7	.6
Elec and microwave household cooking units & parts	0105	12/02	97.5	97.9	98.2	(²)	.3
Gas household units and related parts and accessories	0139	12/02	99.1	95.4	97.2	(²)	1.9
Other household equip, exc elec & gas, and outdoor	0169	12/02	100.3	100.3	100.3	(²)	0
Laundry equipment	02		102.3	102.2	102.5	-1.4	.3
Refrigeration equipment	03		88.3	86.5	87.2	-4.7	.8
Household refrigerators, incl. comb. refrig/freezers	0329	12/02	98.0	96.0	96.8	(²)	.8
Parts and attachments for household refrig./freezers	0339	12/02	93.0	(²)	92.8	(²)	(²)
Other major appliances	04		112.9	113.3	113.5	-1.5	.2
Room air conditioners	0445		121.1	121.2	121.5	-.2	.2
Other household appliances and parts	0452	12/00	95.2	95.7	95.8	-2.3	.1
Household vacuum cleaners, parts, & atta	1243		101.6	101.3	101.7	-3.4	.4
Vacuum cleaners	01		95.3	95.0	95.4	-3.4	.4
Canister, tank, and all other general purpose	0111		105.9	105.9	105.9	1.5	0
All other vacuum cleaner types & parts & attachments	0113	12/00	95.6	95.6	97.2	1.7	1.7
Upright	0121		87.8	87.2	87.2	-9.4	0
Electric housewares and fans	1244		108.9	108.7	108.7	-.2	0
Small household appliances	01		105.8	105.8	105.8	0	0
Electric fans	02	12/82	110.2	109.5	109.5	-.9	0
Parts & attach. - small elect. appliances	03	12/82	137.4	(²)	137.4	0	(²)
Electric lamps	1245		148.3	148.9	148.3	-.8	-.4
Home electronic equipment	125		67.6	66.9	67.1	-2.2	.3
Television receivers	1252		57.1	56.0	55.9	-4.1	-.2
Color console TV receiver	0201		74.9	(²)	74.0	-1.6	(²)
Color TV, table & port, over 17 in.	0203		49.9	48.7	48.5	-5.5	-.4
Projection televisions	0206	12/92	63.9	63.0	63.0	-3.8	0
Other home electronic equipment	1253		121.4	121.4	122.8	.5	1.2
High fidelity equipment and components	06	12/86	134.9	134.9	134.9	.1	0
Speakers, including loudspeaker systems	07		120.5	120.5	122.4	.7	1.6
Loudspeakers, sold separately	0701		112.4	112.5	116.6	4.1	3.6
Microphones	0702		170.6	(²)	(²)	(²)	(²)
Loudspeakers, bookshelf	0703		121.7	(²)	(²)	(²)	(²)
Loudspeakers, floor standing	0704		110.6	110.4	110.6	-6.2	.2
Other loudspeaker systems	0705		120.3	120.3	120.3	0	0
Other equipment and accessories	0707	12/92	108.2	(²)	108.4	.2	(²)
Other household durable goods	126		158.9	158.3	158.6	0	.2
Tableware, kitchenware and other pottery	1261		193.1	193.8	193.8	1.6	0
Tableware and kitchenware	01		192.3	192.3	192.3	1.5	0
Semivitreous table and kitchenware	0102	12/99	105.1	105.1	105.1	1.7	0
Pottery, except table and kitchenware	02	12/83	171.9	173.3	173.3	1.6	0
Art, decorative and novelty pottery	0201	12/83	160.9	161.4	161.4	1.6	0
Other pottery products	0202	12/83	190.2	192.5	192.5	1.6	0
Household glassware	1262		169.0	167.8	169.1	-.4	.8

See footnotes at end of table.

Table 6. Producer price indexes and percent changes for commodity groupings and individual items, not seasonally adjusted—Continued

(1982=100 unless otherwise indicated)

Commodity	Commodity code	Other index base	Index			Percent change Oct. 2003 from:	
			June 2003 ¹	Sep. 2003 ¹	Oct. 2003 ¹	Oct. 2002	Sep. 2003
Hollowware	1263	06/85	164.2	164.3	164.2	0.6	-0.1
Household flatware	1264		145.2	145.2	145.2	0	0
Mirrors	1265		149.5	149.5	149.8	-1.8	.2
Framed mirrors	0102	06/83	170.9	(²)	170.9	0	(²)
Unframed mirrors	0103	06/83	132.9	132.9	133.5	-3.4	.5
Lawn/garden equipment excl. garden tract	1266		133.8	131.9	132.3	-1.1	.3
Lawn tractors & riding mowers & equipment	04	12/82	132.6	126.8	127.0	-4.9	.2
Consumer riding lawn, garden & snow equipment	0404	06/03	100.0	96.5	96.7	(²)	.2
Parts & attach., consumer lawn & garden eq	05	12/82	148.0	147.3	148.0	-3	.5
Parts/attach. for consumer lawn, garden & snow equip	0503	06/03	100.0	99.5	100.0	(²)	.5
Consumer nonriding lawn, garden & snow ep	06	06/03	100.0	100.8	101.1	(²)	.3
Consumer nonriding lawn, garden, & snow equipment	0601	06/03	100.0	100.8	101.1	(²)	.3
Cutlery, razors and razor blades	1267		183.6	184.3	184.4	2.4	.1
Razors and razor blades	0102	12/83	190.1	190.1	190.1	3.4	0
Cutlery, scissors, shears, trimmers, a	0141	12/83	162.6	164.1	164.2	1.1	.1
Metal household containers	1268		178.6	178.6	178.6	1.0	0
Stamped and spun utensils, aluminum	0101		175.4	175.4	175.4	0	0
Stamped and spun utensils except aluminum	0102	06/84	156.6	156.6	156.6	2.0	0
Household durables, n.e.c.	1269	06/84	148.6	149.6	149.5	-1	-1
Window shades made from textile fabric & accessories	0101	06/84	153.7	157.3	156.9	4.8	-3
Venetian blinds	0102	06/84	132.9	133.2	133.1	.5	-1
Curtain/drapery rods & shades/blinds, n.e.c.	0103	06/84	150.1	150.1	150.1	-5.8	0
Nonmetallic mineral products	13		148.2	148.4	148.1	1.0	-2
Glass	131		122.1	121.5	121.1	-3	-3
Flat glass	1311		111.5	110.6	110.1	-9	-5
Laminated glass	04	06/83	88.5	87.9	87.8	-2.8	-1
For construction/architectural uses	0413	12/87	126.7	125.2	125.8	-2.7	.5
For automotive uses	0414	12/87	64.8	64.4	64.2	-3.5	-3
For other uses, n.e.c.	0415	12/87	111.4	111.4	111.4	0	0
Sheet, plate, and float glass	05		97.9	96.1	94.7	1.3	-1.5
Specialty glass	07		128.7	128.2	127.9	-9	-2
Tempered glass for automotive use	0711	12/87	84.9	84.1	(²)	(²)	(²)
Tempered glass for construction/architectural uses	0712	12/87	96.8	95.6	96.0	-2.4	.4
Tempered glass for other uses	0713	12/87	127.8	127.8	127.8	.2	0
Other flat glass products, n.e.c.	0714	12/87	141.2	141.1	141.0	-1	-1
Other finished glassware	1313	06/83	141.4	141.1	141.3	1.1	.1
Pressed and blown glassware	01	06/83	143.7	143.3	143.5	1.2	.1
Lighting and electronic glassware	0111	06/83	121.9	121.4	121.7	1.8	.2
Other pressed and blown glassware	0112	06/83	177.6	177.6	177.6	.3	0
Concrete ingredients and related product	132		165.2	165.3	165.4	1.2	.1
Construction sand/gravel/crushed stone	1321		177.3	178.0	178.1	2.7	.1
Sand, construction	0101		196.4	196.5	196.3	1.9	-1
Gravel, construction	0111		187.2	188.0	187.6	1.8	-2
Crushed and broken stone	0121		172.5	173.2	173.4	2.9	.1
Cement	1322		152.7	151.8	151.9	-1.4	.1
Concrete products	133		153.2	153.4	153.4	.5	0
Concrete block and brick	1331		169.5	169.9	169.8	2.0	-1
Structural block	11		173.4	173.9	173.8	2.2	-1
Decorative block	21		146.3	146.3	146.3	-7	0
Concrete brick	31		149.2	149.2	149.2	1.9	0
Paving blocks	41		150.0	150.0	150.0	2.5	0
Concrete pipe	1332		153.7	154.0	154.0	1.5	0
Ready-mixed concrete	1333		150.6	150.7	150.5	.5	-1
Precast concrete products	1334		158.5	158.6	159.3	.2	.4
Prestressed concrete products	1335		148.5	149.9	149.8	-2.3	-1
Clay construction products ex. refractor	134		154.8	154.0	154.1	.4	.1

See footnotes at end of table.

Table 6. Producer price indexes and percent changes for commodity groupings and individual items, not seasonally adjusted—Continued

(1982=100 unless otherwise indicated)

Commodity	Commodity code	Other index base	Index			Percent change Oct. 2003 from:	
			June 2003 ¹	Sep. 2003 ¹	Oct. 2003 ¹	Oct. 2002	Sep. 2003
Brick and structural clay tile	1342	12/84	163.6	162.7	162.9	0.5	0.1
Brick, except ceramic, glazed & refractory	01	12/84	164.0	163.0	163.2	.5	.1
Ceramic floor and wall tile	1344		107.0	106.4	106.3	-.4	-.1
Structural clay products, n.e.c.	1345		169.5	169.7	169.7	3.0	0
Vitrified clay sewer pipe and fittings	0101		149.0	149.4	149.4	1.7	0
Other structural clay products, n.e.c.	0199	12/85	155.0	155.0	155.0	3.6	0
Refractories	135		154.7	154.5	156.3	1.2	1.2
Clay refractories	1352		162.0	162.0	165.9	2.8	2.4
Bricks and shapes	0145	06/91	129.9	129.9	129.9	1.1	0
Unshaped clay refractories	0161	12/85	137.4	(²)	(²)	(²)	(²)
Refractories, non clay	1353		149.4	149.1	149.3	-.1	.1
Silica bricks and shapes	0115	12/85	91.3	91.3	91.0	.1	-.3
All other nonclay refractory bricks and shapes	0117	12/85	148.9	148.6	148.7	2.3	.1
Nonclay refractory mortars/castables, hydro setting	0119	12/85	165.0	164.8	164.9	.5	.1
Plastic refractories & ramming mixes & nonhyd. cast.	0132	12/85	175.5	175.5	175.5	2.5	0
Nonclay gunning mixes, basic and other	0141		115.4	115.4	115.4	0	0
Other nonclay refractory materials in lump or ground	0143	12/85	131.3	130.2	131.2	-6.8	.8
Asphalt felts and coatings	136		119.4	116.9	116.4	4.4	-.4
Prep. asphalt & tar roofing & siding pro	1361		113.4	110.5	109.9	2.8	-.5
Strip shingles	0102		108.7	108.6	108.5	5.9	-.1
Smooth surface roll roofing	0111		130.9	129.0	129.3	4.4	.2
Mineral surface roll roofing	0112		102.0	101.1	99.9	5.8	-1.2
Other prepared asphalt & tar roofing & siding prods.	0121	06/84	133.7	120.7	118.4	-5.8	-1.9
Other asphalt roofing	1362		146.0	146.0	146.0	11.7	0
Gypsum products	137		164.2	178.1	172.0	-.8	-3.4
Gypsum products	1371						
Gypsum building plasters, boards and laths	0102	12/93	133.3	139.5	133.8	-3.6	-4.1
Glass containers	138		140.0	140.8	140.7	3.2	-.1
Other nonmetallic minerals	139		147.4	147.2	147.1	1.4	-.1
Insulation materials	1392		128.2	127.2	128.5	-.7	1.0
Mineral wool for structural insulation	01		116.4	115.2	116.7	-.9	1.3
Building batt, blankets, and rolls	0101		125.4	122.7	124.2	-3.6	1.2
Loose fiber and granulated fiber	0102		95.6	96.4	98.4	4.2	2.1
Acoustical mineral wool	0103		92.6	93.1	93.3	1.0	.2
Other mineral wool for thermal insulation	0104		148.9	148.9	155.1	6.2	4.2
Min. wool for indus. & equip. insulation	02		132.4	132.1	132.4	.1	.2
Paving mixtures and blocks	1394		143.5	143.2	141.5	3.1	-1.2
Paving asphalt	0101		115.4	115.5	114.8	3.0	-.6
Bituminous/asphaltic concrete mixtures and blocks	0111		158.8	158.2	156.1	3.2	-1.3
Other paving mixtures and blocks	0112		89.4	88.1	87.5	0	-.7
Cut stone and stone products	1395	12/84	142.9	143.7	143.4	.3	-.2
Dressed dimension and cut granite	0111	12/84	142.4	142.7	142.8	.1	.1
Dressed dimension and cut marble	0131	12/84	156.2	160.6	158.1	1.2	-1.6
Other cut stone products, incl. slate, sandstone	0141	12/84	139.1	139.1	139.1	.5	0
Gaskets, packing, and sealing devices	1398	12/85	145.8	145.7	146.0	.7	.2
Gaskets and gasketing material	01	12/85	157.3	157.3	157.3	1.0	0
Nonmetallic gaskets and gasketing	0111	12/90	133.0	133.0	133.0	.2	0
Metallic gaskets and machined seals	0112	12/90	131.8	131.8	131.8	1.5	0
Packing and sealing	02	12/85	137.4	137.3	137.7	.4	.3
Compression packings	0211	12/90	147.3	147.3	147.3	2.6	0
Molded packing and sealing devices	0212	12/90	125.7	125.7	126.6	1.5	.7
Axial mechanical face seals	0213	12/90	136.2	136.2	136.2	1.6	0
Rotary oil seals	0214	12/90	108.2	108.0	108.0	-1.6	0
Nonmetallic minerals and products, n.e.c.	1399	06/82	146.0	146.6	146.7	1.8	.1
Industrial sand	01	06/82	159.7	159.7	159.7	2.1	0
Glass sand	0101	06/82	156.5	156.5	156.5	.3	0
Foundry sand	0111	06/82	188.2	188.2	188.2	2.2	0
Other industrial sand	0121	06/82	149.9	149.9	149.9	4.4	0
Other nonmetallic minerals, n.e.c.	02	06/84	141.9	143.0	143.1	1.8	.1
Minerals and earths ground or treated	0209	06/85	136.3	138.0	138.0	1.8	0

See footnotes at end of table.

Table 6. Producer price indexes and percent changes for commodity groupings and individual items, not seasonally adjusted—Continued

(1982=100 unless otherwise indicated)

Commodity	Commodity code	Other index base	Index			Percent change Oct. 2003 from:	
			June 2003 ¹	Sep. 2003 ¹	Oct. 2003 ¹	Oct. 2002	Sep. 2003
Nonmetallic minerals and products, n.e.c.—Continued	1399						
Dimension stone	0211	06/85	167.0	166.5	166.5	2.7	0.0
Clay and related materials, n.e.c.	0214	06/90	119.6	119.6	119.9	1.5	.3
Miscellaneous nonmetallic minerals, n.e.c.	0299	06/85	146.0	146.2	146.6	1.9	.3
Nonmetallic mineral products, n.e.c.	03	12/85	128.9	128.1	128.1	1.8	0
Mica products and stationary art goods	0303	12/00	97.4	(²)	97.4	.9	(²)
Other nonmetallic mineral products	0399	12/85	121.5	120.4	120.4	2.0	0
Transportation equipment	14		144.3	144.0	148.3	1.3	3.0
Motor vehicles and equipment	141		127.8	126.8	132.6	.5	4.6
Motor vehicles	1411		132.3	130.8	140.7	.8	7.6
Passenger cars	01		127.4	125.1	133.8	-.4	7.0
Motor coaches and buses	03		141.5	(²)	(²)	(²)	(²)
Motorcycles	04		172.1	172.1	172.3	.1	.1
Trucks, 10,000 lbs. GVW and under	05		145.0	144.0	157.6	1.7	9.4
Trucks, over 10,000 lbs. GVW	06		155.1	154.3	155.1	1.4	.5
Fire department vehicles	08	06/83	180.7	180.7	(²)	(²)	(²)
Motor vehicle parts	1412		112.0	111.7	111.5	-.6	-.2
Motor vehicle parts, new	03	12/82	109.0	108.7	108.6	-.5	-.1
Motor vehicle parts, new, excl. motorcycle parts	0331	12/82	109.0	108.7	108.5	-.6	-.2
Motorcycle parts, new	0335	12/84	137.3	137.3	137.3	.1	0
Motor vehicle parts, rebuilt	04	12/82	136.7	137.1	137.0	.2	-.1
Truck and bus bodies	1413	12/82	168.6	169.1	169.7	1.0	.4
Truck and bus bodies sold separately	01	12/82	167.5	168.2	171.1	2.3	1.7
Completed vehicles on purchased chassis	02	12/82	175.7	175.9	173.1	-.9	-1.6
Emergency vehicles sold on purchased chassis	0206	12/82	200.1	200.8	200.2	.8	-.3
All other vehicles sold on purchased chassis	0278	12/00	102.0	102.0	99.5	-1.9	-2.5
Truck trailers	1414		139.6	139.5	139.5	.9	0
Vans, over 10,000 lbs.	01		150.0	149.7	149.9	.9	.1
Closed top vans	0106	06/83	150.0	149.7	149.9	.9	.1
Tanks, over 10,000 lbs.	02		143.6	143.6	143.6	4.3	0
Tanks for flammable liquids	0201		127.3	127.3	127.3	5.5	0
Other tanks	0206	12/86	147.7	147.7	147.7	6.3	0
Other trailers and chassis, over 10,000 lb	03		123.2	123.2	123.2	.4	0
Bulk commodity trailers	0301		135.0	135.0	135.0	0	0
Platform trailers	0303		126.4	126.5	126.3	.7	-.2
Low-bed heavy haulers	0304		113.8	113.8	113.8	.6	0
Dump trailers and chassis	0305		138.8	138.8	138.8	-.1	0
Other trailer and chassis	0309		117.3	117.3	117.3	0	0
Truck trailers & chassis, under 10,000 lbs	06	12/86	135.4	135.4	135.4	1.8	0
Motor homes built on purchased chassis	1415	06/84	159.1	160.2	160.4	1.9	.1
Travel trailers and campers	1416	06/84	140.1	141.6	141.8	2.3	.1
Travel trailers	01	06/84	137.8	138.8	139.0	2.1	.1
Campers, pickup covers and parts	02	06/84	146.4	149.1	149.0	2.8	-.1
Aircraft and aircraft equipment	142		191.1	192.7	192.9	3.3	.1
Aircraft	1421		202.0	206.6	206.9	5.1	.1
Civilian aircraft	02	12/85	178.9	184.2	184.5	6.5	.2
Rotary wing	0203		173.9	(²)	(²)	(²)	(²)
Fixed wing	0205	12/92	138.9	143.1	143.4	6.6	.2
Aircraft engines and engine parts	1423	12/85	154.0	153.7	153.8	5.7	.1
Aircraft parts and auxiliary equipment,	1425	06/85	150.5	149.5	149.5	-1.0	0
Ships and boats	143		178.0	179.6	179.2	3.9	-.2
Ships	1431	12/85	158.2	159.3	159.0	5.1	-.2
Self propelled ships, new, nonmilitary	03						
Self-propelled ships, nonmilitary	0301	12/85	170.5	170.5	170.5	3.8	0
Nonpropelled ships, U.S. military & nonmil	04	06/96	107.7	(²)	(²)	(²)	(²)
Boats	1432		181.0	183.6	182.9	1.8	-.4
Outboard motorboats	01		179.8	185.4	183.6	3.1	-1.0
Runabouts	0101		196.7	208.3	207.6	6.1	-.3
Other outboard boats	0103	06/83	174.7	179.5	177.5	2.6	-1.1
Inboard motorboats, incl. i.-o. houseboats	02		194.7	197.1	197.1	1.7	0
Runabouts	0201	06/83	183.2	(²)	184.7	.8	(²)
Cabin cruisers, non-military	0202		198.7	201.7	201.7	2.2	0

See footnotes at end of table.

Table 6. Producer price indexes and percent changes for commodity groupings and individual items, not seasonally adjusted—Continued

(1982=100 unless otherwise indicated)

Commodity	Commodity code	Other index base	Index			Percent change Oct. 2003 from:	
			June 2003 ¹	Sep. 2003 ¹	Oct. 2003 ¹	Oct. 2002	Sep. 2003
Boats—Continued	1432						
Other inboard motor boats	0204	06/96	121.4	120.1	120.2	-0.5	0.1
Inboard-outdrive boats, except houseboats	03		172.4	172.3	172.1	.5	-.1
Runabouts	0305	06/96	123.3	122.8	122.6	-.2	-.2
Cabin cruisers	0306	06/96	115.0	114.8	114.8	-.2	0
Other inboard-outdrive motorboats	0307	06/96	123.4	125.0	125.0	5.1	0
All other boats	04		176.1	176.6	176.6	2.6	0
Sail boats, with or without auxiliary power	0404	06/96	117.6	117.7	117.7	1.6	0
Other boats: rowboats, canoes, skiffs, etc.	0405		172.8	174.3	174.1	4.6	-.1
Railroad equipment	144		136.3	136.9	136.9	1.8	0
Locomotives and parts	1441		131.4	130.5	130.5	-.5	0
Railroad cars and car parts	1442		139.5	141.0	141.0	3.2	0
Railroad car parts and accessories	03		137.6	135.4	135.3	-2.1	-.1
Railroad cars	04	12/01	102.4	104.4	104.5	5.1	.1
Transportation equipment, n.e.c.	149	06/85	137.6	138.6	138.9	1.5	.2
Transportation equipment, n.e.c.	1491						
Self-propell. golf carts & in-plant carriers & parts	1101	06/85	140.9	143.5	144.0	3.7	.3
Automobile and light truck trailers	1104	12/92	124.4	124.6	124.5	.5	-.1
Other transportation equipment, n.e.c.	1105	06/85	131.1	132.0	132.4	1.4	.3
Miscellaneous products	15		179.3	179.7	180.4	-1.5	.4
Toys, sporting goods, small arms, etc.	151		133.2	132.2	132.2	-.8	0
Toys, games, and children's vehicles	1511		125.0	125.1	124.5	-.3	-.5
Games, excl. toys and hobbies	0152	06/85	129.5	129.5	129.5	-.1	0
Baby carriages, children's vehicles, excl. bicycles	0153	06/85	99.3	(²)	99.3	-.3	(²)
Toys, excl. games and hobbies	0154	06/85	115.0	115.0	113.2	-1.5	-1.6
Hobbies, models: crafts and structural kits	0155	06/85	137.5	137.5	138.9	1.0	1.0
Dolls and stuffed toy animals	0156	12/85	123.1	124.4	124.4	1.9	0
Sporting and athletic goods	1512		124.9	123.4	123.6	-1.4	.2
Fishing tackle and equipment	0103	12/85	148.2	148.5	148.8	1.2	.2
Golf equipment	0127	12/85	132.8	128.9	129.8	-2.4	.7
Bicycles, adult tricycles, unicycles and parts	0182	12/84	112.7	111.5	112.1	-1.0	.5
Playground equipment	0185	12/98	106.9	106.9	106.9	1.3	0
Gymnasium and exercise equipment	0192	12/98	99.9	98.9	98.9	-2.4	0
Other sporting and athletic goods	0193	12/85	123.7	123.1	122.7	-1.3	-.3
Small arms and ammunition	1513		181.8	182.2	182.2	1.2	0
Small arms	01		201.5	201.9	201.9	1.6	0
Pistols and revolvers	0102		182.9	182.9	182.9	2.1	0
Shot guns	0111		208.8	208.8	208.8	1.3	0
Rifles, centerfire	0113	06/85	175.8	175.8	175.8	2.0	0
Other small arms	0115	06/85	138.3	138.3	138.3	.1	0
Parts and attachments for small arms	0119	06/85	154.8	154.8	154.8	.1	0
Small arms shipped to U.S. military	0121	06/85	174.3	(²)	177.8	2.0	(²)
Small arms ammunition	02		144.9	145.5	145.5	1.0	0
Components for small arms ammunition	03	06/85	140.4	140.5	140.6	.6	.1
Ammunition components	0301	06/85	140.6	140.5	140.6	.6	.1
All other small arms ammunition products	0308	06/02	100.3	100.5	100.6	.6	.1
Tobacco products, incl. stemmed & redrie	152		429.4	430.3	432.5	-7.4	.5
Cigarettes	1521		511.0	511.5	514.5	-8.9	.6
Filter tip, king size	0102		474.5	475.4	480.8	-9.2	1.1
Filter tip, super king and long size	0103	12/82	395.3	395.3	395.3	-10.7	0
Cigars	1522		289.0	292.0	292.6	3.9	.2
Other tobacco products	1523		375.5	380.8	380.9	4.4	0
Loose leaf chewing tobacco	0102	12/82	324.7	336.5	337.0	5.1	.1
All other chewing and smoking tobacco and snuff	0104	06/99	125.5	128.6	128.5	3.0	-.1
Snuff, dry and moist	0121		482.4	482.4	482.5	4.8	0
Stemmed and redried tobacco	1524	06/84	105.8	106.1	106.3	2.3	.2
Stemmed tobacco	02	06/84	103.7	104.1	104.3	2.2	.2
Notions	153		130.0	129.5	129.2	-.9	-.2
Buttons, button blanks, and parts	1531		135.0	134.0	132.9	-1.6	-.8

See footnotes at end of table.

Table 6. Producer price indexes and percent changes for commodity groupings and individual items, not seasonally adjusted—Continued

(1982=100 unless otherwise indicated)

Commodity	Commodity code	Other index base	Index			Percent change Oct. 2003 from:	
			June 2003 ¹	Sep. 2003 ¹	Oct. 2003 ¹	Oct. 2002	Sep. 2003
Needles, pins, and fasteners	1532		129.1	128.8	128.8	-0.6	0.0
Zippers and slide fasteners	0102	12/85	130.7	130.7	130.7	0	0
Needles, pins, non-slide fasteners & similar notions	0103	12/85	122.2	121.7	121.7	-1.1	0
Photographic equipment and supplies	154		104.9	104.9	103.6	-1.3	-1.2
Photographic equipment	1541		73.2	73.2	73.2	-.8	0
Photographic supplies	1542		118.6	118.6	116.4	-1.5	-1.9
Mobile homes	155		169.0	171.4	172.4	3.2	.6
Mobile homes, residential, single wide	1552		170.3	172.2	175.2	3.8	1.7
Mobile homes, residential, double wide	1553		174.7	177.6	177.2	2.7	-2
Medical, surgical & personal aid devices	156		154.4	154.6	155.6	2.6	.6
Personal aid equipment	1561		162.3	162.3	162.3	0	0
Medical instruments and equipment	1562	06/82	132.8	132.7	132.9	2.7	.2
Surgical appliances and supplies	1563	06/83	177.0	177.8	180.5	2.9	1.5
Surgical dressings	0101	06/83	108.7	108.7	108.7	0	0
Other surgical appliances and supplies	0103	06/83	201.4	202.4	205.7	3.2	1.6
Ophthalmic goods	1564	12/83	120.0	120.3	120.3	.8	0
Plastic ophthalmic focus lenses	0103	12/83	103.2	103.2	103.2	-.3	0
Contact lenses	0104	12/83	101.3	101.3	101.3	1.2	0
Other ophthalmic goods	0105	12/83	101.0	101.9	101.9	.6	0
Dental equipment and supplies	1565	06/85	179.6	179.9	179.1	3.6	-.4
Dental supplies	0104	06/85	184.1	184.1	182.4	2.4	-.9
Dental laboratory equipment and supplies	0105	06/97	141.3	141.3	141.4	1.9	.1
Dental professional equip., inc. dental chairs	0106	06/97	119.2	119.9	119.8	7.2	-.1
Industrial safety equipment	157		213.1	213.1	213.1	1.9	0
Industrial safety equipment	1571						
Respiratory protection equipment	01		211.6	211.6	211.6	1.3	0
Protective clothing except shoes	05		247.8	247.8	247.8	4.8	0
Other industrial safety devices	09	06/89	123.6	123.6	123.6	.1	0
Mining services	158	06/85	131.2	132.7	134.0	2.0	1.0
Mining services	1581						
Metal mining services	01	12/85	117.3	117.3	117.3	0	0
Bituminous coal and lignite mining service	03	06/85	125.9	124.9	129.1	7.0	3.4
Drilling oil and gas wells services	04	12/85	153.0	152.6	153.9	1.1	.9
Oil and gas field exploration services	05	12/85	71.6	69.6	69.3	-3.2	-.4
Oil and gas field services, n.e.c.	06	12/85	134.8	138.0	139.3	2.5	.9
Nonmetallic minerals mining services	07	06/85	114.3	114.9	114.8	3.9	-.1
Other miscellaneous products	159		141.1	141.1	141.7	.9	.4
Miscellaneous products, n.e.c.	159A	12/85	140.5	140.1	140.6	.5	.4
Candles	01	12/85	138.0	(²)	138.0	.7	(²)
Feathers, plumes & artificial trees/flower	03	12/85	145.7	(²)	148.2	2.6	(²)
Signs and advertising displays	04	12/85	142.6	142.5	142.5	-.7	0
Electric signs	0401	12/85	141.2	141.3	141.2	.1	-.1
Non-electric signs	0402	12/85	148.6	148.1	148.4	-1.9	.2
Advertising specialties	0403	12/85	132.2	132.2	132.2	-.7	0
Other miscellaneous products, n.e.c.	09	12/85	140.3	138.7	140.7	2.6	1.4
Other miscellaneous products, n.e.c.	0901	12/85	134.7	134.7	134.7	.7	0
Waste materials, n.e.c.	0902	12/86	162.2	155.9	163.9	7.8	5.1
Caskets	1591		200.2	200.2	200.2	4.7	0
Hardwood, adult size	0103		219.0	219.0	219.0	3.4	0
Steel, excluding stainless, adult sizes	0104		198.0	198.0	198.0	4.9	0
Other metal caskets and coffins, adult sizes	0105	12/84	195.2	195.2	195.2	4.7	0
Other caskets and coffins & metal vaults	0108	12/84	163.3	163.3	163.3	7.2	0
Musical instruments	1593		178.2	178.0	178.0	.4	0
Pianos	0114	06/85	202.6	202.6	202.6	1.5	0
Piano and organ parts	0116	06/85	182.5	182.5	(²)	(²)	(²)
Other musical instruments and parts	0117	06/85	175.3	174.8	174.8	.1	0

See footnotes at end of table.

Table 6. Producer price indexes and percent changes for commodity groupings and individual items, not seasonally adjusted—Continued

(1982=100 unless otherwise indicated)

Commodity	Commodity code	Other index base	Index			Percent change Oct. 2003 from:	
			June 2003 ¹	Sep. 2003 ¹	Oct. 2003 ¹	Oct. 2002	Sep. 2003
Jewelry and jewelry products	1594		129.9	131.6	131.8	2.3	0.2
Jewelry, platinum and karat gold	02		131.9	132.2	132.7	2.0	.4
Other precious metal jewelry	03		107.9	116.6	116.7	5.2	.1
Costume jewelry and novelties	04		144.8	144.8	144.8	.3	0
Costume jewelry & novelties made of base metal	0411	06/85	129.5	129.5	129.5	.3	0
Other costume jewelry, novelties, compacts and cases	0412	06/85	118.8	118.8	118.8	0	0
Jewelers' findings and materials	05		138.3	142.0	141.1	5.5	-.6
Pens, pencils, and marking devices	1595		155.7	155.5	155.6	.1	.1
Pens, mechanical pencils, and parts	02	12/85	156.3	155.9	155.9	.6	0
Ball point pens, including roller pens	0201		155.1	154.5	154.4	.3	-.1
Pen and mechanical pencil parts & refill cartridges	0207	12/85	177.0	177.0	177.0	5.7	0
Markers, fine point and broad tipped	0208	06/93	122.2	122.2	122.2	0	0
Lead pencils and art goods	03	12/85	143.7	143.7	144.2	-.8	.3
Artists' equipment and supplies	0303	12/85	155.3	155.3	156.6	1.0	.8
Nonmechanical pencils, crayons, and chalk	0304	12/01	97.9	97.9	97.9	-2.2	0
Marking devices	04	12/85	138.5	138.7	138.7	.2	0
Rubber and vinyl stamps	0401	12/85	140.3	140.3	140.3	-.1	0
Mechanical hand stamps	0402	12/85	157.1	158.4	158.4	1.7	0
Other marking devices	0405	12/85	120.9	120.9	120.9	-.2	0
Watches, clocks, watchcases, & parts	1596		124.4	124.4	124.4	1.1	0
Brooms and brushes	1597		152.9	152.9	152.9	1.2	0
Brooms	0501	12/85	151.5	151.5	151.5	.1	0
Paint and varnish brushes and rollers	0502	12/85	136.1	136.1	136.1	.1	0
Other brushes, excl. paint and varnish brushes	0503	12/85	151.0	151.0	151.0	2.1	0
Phono records, compact discs, & audio ta ⁴	1598		94.9	91.4	94.6	-4.5	3.5
Phono records, compact and other discs	01		101.6	98.8	102.4	-2.4	3.6
Compact discs	0104	06/92	92.7	90.1	93.6	-2.7	3.9
Disc records	0191	12/84	111.3	108.9	110.7	-.1	1.7
Audio tapes	02		77.2	71.1	73.1	-13.6	2.8
Fire extinguishers	1599		158.6	162.4	162.4	2.5	0

¹ The indexes for June 2003 have been recalculated to incorporate late reports and corrections by respondents. All indexes are subject to revision 4 months after original publication.

² Not available.

³ Prices for all items in this grouping are lagged 1 month.

⁴ Prices for some items in this grouping are lagged 1 month.
n.e.c. = Not elsewhere classified.

NOTE: Titles of some commodities are not shown in this table because they fail to meet our publication criteria.

Table 7. Producer price indexes by durability of product, not seasonally adjusted

(1982=100)

Grouping	2002		2003		
	Annual average	October	June ¹	September ¹	October ¹
Total durable goods.....	132.9	133.4	133.2	133.6	134.7
Total nondurable goods.....	129.5	132.7	141.1	141.8	142.4
Total manufactures.....	134.8	136.8	137.9	138.6	139.5
Durable.....	133.1	133.6	133.1	133.3	134.4
Nondurable.....	136.3	139.7	142.6	143.7	144.5
Total raw or slightly processed goods.....	114.2	116.8	135.7	135.8	136.0
Durable.....	132.3	134.3	143.9	153.1	154.8
Nondurable.....	113.3	116.1	135.3	135.0	135.2

¹ The indexes for June 2003 have been recalculated to incorporate late reports and corrections by respondents. All indexes are subject to revision 4 months after original publication.

Table 8. Producer price indexes for special commodity groupings, not seasonally adjusted¹

(1982=100 unless otherwise indicated)

Commodity grouping	2002		2003		
	Annual average	October	June ²	September ²	October ²
All commodities except farm products.....	133.1	135.2	139.9	140.0	140.4
All foods.....	135.6	135.1	142.3	145.7	149.5
Processed foods.....	137.3	137.3	145.3	147.4	151.7
Industrial commodities less fuels and related products and power.....	143.0	143.9	144.8	145.1	145.9
Selected textile mill products.....	121.2	121.2	122.2	122.0	122.4
Hosiery.....	131.9	133.8	148.0	142.9	142.4
Underwear and nightwear.....	129.6	129.6	129.7	129.8	129.9
Chemicals and allied products, including synthetic rubber and synthetic fibers and yarns.....	149.3	152.6	159.1	158.2	158.8
Pharmaceutical preparations.....	309.2	313.2	322.0	325.1	325.8
Synthetic paint resins (June 1987=100).....	130.3	137.7	149.9	141.8	141.8
Lumber and plywood.....	165.7	163.3	165.3	186.6	186.3
Steel mill products, including fabricated wire products.....	107.3	112.4	111.0	111.3	112.3
Finished steel mill products, excluding fabricated wire products.....	104.9	110.8	109.1	109.1	110.1
Finished steel mill products, including fabricated wire products.....	107.6	113.0	111.4	111.7	112.6
Stainless steel mill products (December 1989=100).....	78.1	78.7	80.4	82.4	83.6
Special metals and metal products.....	127.8	129.4	128.3	128.6	131.4
Fabricated metal products.....	136.3	136.5	137.1	137.3	137.4
Copper and copper products.....	122.8	118.3	127.0	132.1	135.7
Machinery and motive products.....	132.5	133.0	131.8	131.7	133.3
Machinery and equipment, except electrical.....	129.0	128.8	128.6	128.9	128.9
Agricultural machinery, including tractors.....	164.9	165.5	166.2	166.1	168.0
Metalworking machinery.....	157.2	156.8	157.1	157.1	156.4
Total tractors.....	151.7	151.8	153.6	153.9	154.4
Construction materials.....	144.0	145.0	146.1	149.2	149.5
Agricultural machinery and equipment, less parts.....	162.1	162.7	163.9	163.8	165.6
Farm and garden tractors, less parts.....	150.1	150.2	150.8	151.4	152.3
Agricultural machinery excluding tractors, less parts.....	167.3	168.2	169.0	168.6	170.7

¹ These indexes are calculated by combining the indexes listed below by commodity code after each special commodity grouping. The weights are those used for the comprehensive All Commodities Index.

NOTE: Table 8 commodity groupings include the following items:

All commodities except farm products: 02 through 15
 All foods: 011, 017, and 02 less 0261, 0262, and 029
 Processed foods: 02 less 0261, 0262, and 029
 Industrial commodities less fuels and related products and power: 03, 04, and 06 through 15
 Selected textile mill products: 0327, 03370104, 034, 03810169, 03810272, 03810274, 03810298, 03820135, 03820303, 03830324, 03830325, and 1231
 Hosiery: 03810169, 03810171, 03810272, 03810273, 03810363 and 03810365
 Underwear and nightwear: 03810174, 03810175, 03810176, 03810177, 03810178, 03810274, 03810275, 03810276, 03810277, 03810368, and 03810369
 Chemicals and allied products, including synthetic rubber and synthetic fibers: 031, 06 less 064, and 071102
 Pharmaceutical preparations: 0634 and 0638
 Synthetic paint resins: 066207, and 06621102
 Lumber and plywood: 081 and 083
 Steel mill products, including fabricated wire products: 1017 and 1088
 Finished steel mill products, excluding fabricated wire products: 1017 less 101702
 Finished steel mill products, including fabricated wire products: 1017 and 1088 less 101702
 Stainless steel mill products: 10170293, 10170352, 10170445, 10170455, 10170461, 10170551, 10170665, 10170666, 10170669, 10170753, and 10170851
 Special metals and metal products: 10, 111, and 141

² The indexes for June 2003 have been recalculated to incorporate late reports and corrections by respondents. All indexes are subject to revision 4 months after original publication.

Fabricated metal products: 103 through 108
 Copper and copper products: 10210201, 10220107, 10220131, 102301, 102403, 102502, 10260314, 10260326, 10280301, 10280302, and 10280303
 Machinery and motive products: 11 and 14
 Machinery and equipment except electrical: 111, 112, 113, 114, 115, 116, 118, and 119
 Agricultural machinery, including tractors: 1114 less 111409
 Metalworking machinery: 113A, 1132, 113304, 1137, and 1138
 Total tractors: 111403 and 112A less 112A02, and 112A03
 Agricultural machinery and equipment, less parts (old commodity code 111): 111 less 111409
 Farm and garden tractors, less parts (old commodity code 1111): 111403
 Agricultural machinery excluding tractors, less parts (old commodity code 1112): 1114 less 111403
 Construction materials: 062101, 0721, 081101, 081102, 081103, 081105, 081203, 081204, 082, 083, 08490105, 086, 092, 101502, 101703, 101704, 10170627, 10250161, 10250254, 10260307, 104101, 105, 106, 1071, 10730101, 10730102, 10730109, 10730145, 10730146, 10730148, 10730154, 10730156, 10730164, 10730165, 10730171, 10730181, 107404, 10740501, 10740788, 10740794, 107409, 10830225, 10830301, 10830321, 10830323, 10830325, 10830329, 10830361, 10890566, 1142, 1147, 11490205, 11710142, 11710143, 11710144, 11710145, 11710146, 11710264, 11710266, 11710267, 11710272, 11710274, 11710282, 11710291, 11710294, 11710296, 123101, 1232, 13110413, 131105, 13110712, 132, 133, 134, 136, 137, 1392, 1394, and 139501

Table 9. Producer price indexes for material and supply inputs to construction industries, not seasonally adjusted¹

(June 1986=100)

Grouping	Relative Importance June 2003	Unadjusted index ²			Percent change to Oct. 2003 from:	
		June 2003	Sep. 2003	Oct. 2003	Oct. 2002	Sep. 2003
Inputs to construction industries.....	100.000	140.1	142.3	142.3	2.5	0.0
New construction.....	69.705	140.5	142.6	142.7	2.4	.1
Single-unit residential.....	28.263	142.9	146.1	146.3	3.5	.1
Multi-unit residential.....	2.771	139.5	141.7	141.8	2.2	.1
Non-residential buildings.....	13.934	137.0	138.7	138.9	2.0	.1
Highway and street construction.....	6.089	136.9	136.9	136.6	1.6	-.2
Other heavy construction.....	18.650	138.9	140.3	140.3	1.6	0
Maintenance and repair construction.....	30.296	139.0	141.2	141.2	2.8	0
Residential.....	10.458	138.7	141.4	141.3	3.1	-.1
Non-residential.....	19.837	139.1	141.2	141.1	2.6	-.1

¹ Indexes in this table are derived from the primary product indexes in table 5 that are weighted using 1992 input/output relationships. These indexes only include inputs to construction which are produced by the mining and manufacturing sectors of the economy excluding capital equipment. Since they do not include labor or capital costs, these indexes should not be regarded as

comprehensive measures of construction costs. See note on page 190 of the July 1986 issue of *Producer Price Indexes*.

² The indexes for June 2003 have been recalculated to incorporate late reports and corrections by respondents. All data are subject to revision 4 months after original publication.

Table 10. Producer price indexes and percent changes for the net output of industry by stage of process, not seasonally adjusted

(June 1987=100)

Grouping ¹	Relative Importance June 2003	Unadjusted Index ²			Percent changes					Sep. 2003 to Oct. 2003
					12 months ending Oct. 2003	3 months ending				
		June 2003	Sep. 2003	Oct. 2003		Jan. 2003	Apr. 2003	July 2003	Oct. 2003	
Net output from:										
Crude processors.....	100.000	131.0	131.2	132.3	3.6	0.2	2.8	-1.2	1.8	0.8
Crude agricultural and feed processors.....	8.896	116.6	115.2	116.7	3.9	-2.9	5.9	-5.0	6.5	1.3
Crude agricultural processors.....	5.860	115.9	114.0	115.8	5.2	-4.5	9.0	-7.9	9.7	1.6
Crude feed processors.....	3.036	124.0	123.7	124.5	1.4	.1	.1	.3	.9	.6
Crude mining processors.....	36.136	124.8	127.4	128.8	3.5	.2	-6	.7	3.1	1.1
Crude manufacturing processors less feeds.....	54.968	144.8	143.4	144.4	3.7	.8	4.7	-1.9	.2	.7
Crude nondurables processors.....	44.708	149.3	147.0	147.7	3.1	.5	5.7	-2.4	-.5	.5
Crude durables processors.....	10.260	128.7	130.9	132.7	5.9	1.9	.3	.4	3.2	1.4
Primary processors.....										
Primary agricultural and food processors.....	10.093	115.1	125.9	134.3	26.0	5.5	.1	1.9	17.1	6.7
Primary agricultural processors.....	8.598	115.6	127.6	137.7	28.2	6.0	-2	1.2	19.7	7.9
Primary food processors.....	1.495	113.6	117.4	117.2	13.5	2.8	1.8	5.6	2.7	-.2
Primary mining processors.....	0.938	151.3	151.7	151.8	2.5	.7	1.1	.3	.3	.1
Primary manufacturing processors										
less foods.....	88.969	147.0	149.0	148.1	4.4	.8	2.2	1.0	.3	-.6
Primary nondurables processors.....	68.276	157.9	160.2	158.9	5.3	1.1	2.8	1.2	.1	-.8
Primary durables processors.....	20.693	125.9	127.5	127.7	1.7	-.1	.2	.4	1.1	.2
Semifinished processors.....										
Semifinished agricultural and food processors.....	19.483	130.1	133.5	138.4	12.4	2.1	1.6	.7	7.6	3.7
Semifinished agricultural processors.....	2.284	133.0	148.9	146.5	4.1	-4.3	5.0	-7.3	11.8	-1.6
Semifinished food processors.....	17.199	129.8	131.5	137.4	13.7	3.1	1.1	1.9	7.1	4.5
Semifinished manufacturing processors										
less foods.....	80.517	136.4	136.9	137.0	1.6	.6	.4	.3	.4	.1
Semifinished nondurables processors.....	26.939	166.1	166.8	167.1	3.1	1.3	.7	.4	.6	.2
Semifinished durables processors.....	53.578	124.8	125.3	125.3	.9	.2	.2	.2	.2	0
Finished processors.....										
Finished foods processors.....	20.428	136.8	138.5	139.1	3.7	.9	.7	1.2	.9	.4
Finished mining processors.....	0.676	164.1	163.4	164.4	.7	-7	.6	-2	1.0	.6
Finished manufacturing processors										
less foods.....	78.897	129.2	129.4	131.3	.5	-7	-2	0	1.5	1.5
Finished nondurables processors.....	19.837	155.7	156.0	156.5	-1.3	-1.6	-3	.1	.5	.3
Finished durables processors.....	59.060	121.6	121.7	124.0	1.1	-4	-2	-1	1.8	1.9
Special groupings:										
Crude energy processors.....										
Crude processors less energy.....	34.428	126.3	129.0	130.5	3.4	.1	-6	.6	3.2	1.2
Crude processors less energy.....	65.572	138.6	137.4	138.4	3.8	.4	4.6	-2.1	1.0	.7
Crude processors less agriculture.....	94.141	133.1	133.4	134.5	3.5	.5	2.5	-.8	1.4	.8
Crude processors less agriculture and feeds.....	91.104	133.3	133.7	134.8	3.6	.5	2.5	-.8	1.4	.8
Crude processors less agriculture, feeds, and energy.....	56.676	143.0	141.8	142.7	3.7	.8	4.5	-1.7	.2	.6
Primary energy processors.....										
Primary processors less energy.....	41.929	187.1	191.8	189.4	8.4	1.8	3.9	2.1	.3	-1.3
Primary processors less energy.....	58.071	128.2	130.7	132.3	5.3	1.0	.6	.4	3.2	1.2
Primary processors less agriculture, foods, and energy.....	47.977	132.1	132.7	132.7	1.2	0	.8	.1	.4	0
Finished processors less food.....										
	79.573	129.4	129.5	131.4	.5	-7	-2	0	1.5	1.5

¹ Indexes in this table are derived from the industry indexes in table 5. Industries are allocated to stages of process based on inter-industry shipment patterns from the 1977 input/output relationships.

² The indexes for June 2003 have been recalculated to incorporate late

reports and corrections by respondents. All indexes are subject to revision 4 months after original publication.

³ Not available.

Table 11. Producer price indexes and percent changes for net material inputs to industry stage of process and final demand, not seasonally adjusted

(June 1987=100)

Grouping ¹	Relative Importance June 2003	Unadjusted Index ²			Percent changes					
					12 months ending Oct. 2003	3 months ending				Sep. 2003 to Oct. 2003
		June 2003	Sep. 2003	Oct. 2003		Jan. 2003	Apr. 2003	July 2003	Oct. 2003	
Net material input to:										
Primary processors.....	100.000	136.7	136.9	136.3	5.7	1.2	3.8	0.3	0.2	-0.4
Foods and agricultural products.....	11.132	120.8	118.8	119.3	1.2	-2.4	3.9	-4.6	4.6	.4
Crude food and agricultural products.....	7.274	123.6	120.4	120.4	.3	-3.9	6.3	-7.6	6.3	0
Processed foods.....	3.858	121.0	121.0	122.7	2.9	.5	-4	1.2	1.7	1.4
Energy.....	44.838	158.4	160.4	158.3	10.2	3.1	4.5	2.8	-6	-1.3
Goods less food and energy.....	44.029	134.0	133.1	133.5	2.5	.4	3.1	-1.0	.1	.3
Mining products less energy.....	1.034	110.7	112.3	112.8	6.0	1.6	-6	2.6	2.3	.4
Nondurables less food and energy.....	30.499	137.1	135.0	135.0	1.5	0	4.2	-1.6	-1.0	0
Durables.....	12.497	129.1	130.8	132.2	4.5	1.2	.5	.3	2.5	1.1
Semifinished processors.....										
Foods and agricultural products.....	23.239	103.1	114.3	125.5	37.5	10.1	-6	2.6	22.4	9.8
Crude food and agricultural products.....	21.542	101.6	113.3	125.0	39.4	10.6	-6	2.3	23.9	10.3
Processed foods.....	1.697	123.5	127.2	128.7	12.3	2.5	1.0	4.2	4.0	1.2
Energy.....	7.833	185.5	188.6	186.1	9.6	2.8	4.3	2.5	-3	-1.3
Goods less food and energy.....	68.929	129.7	130.0	130.2	1.6	.2	1.0	-1	.4	.2
Mining products less energy.....	1.988	112.9	114.2	115.5	8.0	4.2	-2.2	3.0	2.9	1.1
Nondurables less food and energy.....	31.858	136.2	135.4	135.3	1.3	.2	2.1	-6	-4	-1
Durables.....	35.083	125.0	126.2	126.5	1.4	.1	.2	.2	1.0	.2
Finished processors.....										
Foods and agricultural products.....	11.774	126.0	131.8	138.8	15.5	1.8	.7	1.5	11.0	5.3
Crude food and agricultural products.....	3.224	112.6	129.0	133.9	15.5	-1.8	.3	-4	17.9	3.8
Processed foods.....	8.550	131.6	132.8	140.7	15.4	3.3	.8	2.4	8.2	5.9
Energy.....	3.905	186.4	188.4	185.8	10.7	3.4	4.7	3.0	-7	-1.4
Goods less food and energy.....	84.321	122.6	122.8	122.9	1.0	.2	.6	0	.2	.1
Mining products less energy.....	0.064	115.9	118.6	118.5	7.5	3.7	-2.1	2.7	3.1	-1
Nondurables less food and energy.....	34.375	136.6	136.3	136.3	1.0	.1	1.2	-2	-1	0
Durables.....	49.883	114.8	115.3	115.4	.9	.1	.2	.3	.3	.1
Final demand.....										
Consumers.....	76.577	143.0	144.5	145.8	3.9	.4	1.1	.6	1.8	.9
Foods and agricultural products.....	23.119	134.6	137.1	139.4	7.3	1.5	1.3	.7	3.7	1.7
Crude food and agricultural products.....	1.733	138.0	152.1	150.5	7.2	-2.6	6.7	-6.1	9.9	-1.1
Processed foods.....	21.386	134.1	135.6	138.2	7.3	1.9	.8	1.2	3.2	1.9
Energy.....	16.660	187.4	191.9	189.6	8.4	2.1	3.8	2.0	.3	-1.2
Consumer goods less food and energy.....	36.798	141.0	140.9	143.0	.2	-9	-1	-2	1.5	1.5
Mining products less energy.....	0.013	132.2	132.2	132.4	1.8	.5	1.0	.3	.1	.2
Nondurables less food and energy.....	21.847	160.5	161.0	161.3	0	-8	.1	.2	.4	.2
Durables.....	14.938	118.2	117.5	121.4	.4	-1.1	-6	-8	3.0	3.3
Capital investment.....	23.445	121.1	121.0	122.7	.7	-3	-1	-1	1.2	1.4
Special groupings:										
Final demand less foods and agricultural products.....	76.903	138.0	138.6	139.8	2.0	-1	.7	.3	1.2	.9
Final demand less energy.....	83.340	133.0	133.7	135.7	2.3	-1	.2	.1	2.0	1.5
Final demand less food and energy.....	60.243	132.5	132.5	134.3	.4	-7	-2	-2	1.4	1.4
Consumer goods less energy ⁴	78.245	138.3	139.3	141.4	2.8	0	.4	.1	2.3	1.5
Consumer goods less foods and agricultural products ⁵	69.809	147.7	148.7	149.6	2.6	0	1.0	.5	1.1	.6
Nondurable consumer goods less foods ⁴	50.285	164.5	166.5	165.8	3.5	.4	1.7	1.0	.4	-4

¹ Indexes in this table are derived from the product indexes in table 5. These indexes are composed of the goods used by the industries in each of the industry stage of process output indexes as shown by the 1977 input/output relationships. These material inputs include only domestic material input and do not include any imported materials which may be used.

² The indexes for June 2003 have been recalculated to incorporate late reports and corrections by respondents. All indexes are subject to revision 4 months after original publication.

³ Not available.

⁴ Percent of final inputs to consumers.

Technical Note

Brief Explanation of Producer Price Indexes

The term Producer Price Index (PPI) refers to a family of indexes that measure the average change over time in the selling prices received by domestic producers of goods and services. The PPIs measure price change from the perspective of the seller. This contrasts with other measures, such as the Consumer Price Index (CPI); CPIs measure price change from the purchaser's perspective. Sellers' and purchasers' prices may differ due to government subsidies, sales and excise taxes, and distribution costs.

More than 10,000 PPIs for individual products and groups of products are released each month. PPIs are available for the products of virtually every industry in the mining and manufacturing sectors of the U.S. economy. New PPIs are gradually being introduced for the products of industries in the transportation, utilities, trade, finance, and services sectors of the economy.

More than 100,000 price quotations per month are organized into three sets of producer price indexes: (1) Stage-of-processing indexes; (2) commodity indexes; and (3) indexes for the net output of industries and their products. The stage-of-processing structure organizes products by class of buyer and degree of fabrication. The commodity structure organizes products by similarity of end use or material composition. The entire output of various industries is sampled to derive price indexes for the net output of industries and their products.

Stage-of-Processing Indexes





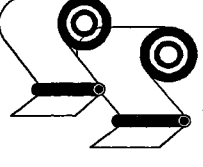




Within the stage-of-processing system, finished goods are commodities that will not undergo further processing and are ready for sale to the final demand user, either an individual consumer or business firm. Consumer foods include unprocessed foods such as eggs and fresh vegetables, as well as processed foods such as bakery products and meats. Other finished consumer goods include durable goods such as automobiles, household furniture, and appliances; and nondurable goods such as apparel and home heating oil. Capital equipment includes producer durable goods such as heavy motor trucks, tractors, and machine tools.

The stage-of-processing category for intermediate materials, supplies, and components consists partly of commodities that have been processed but require further processing. Examples of such semifinished goods include flour, cotton

yarn, steel mill products, and lumber. The intermediate goods category also encompasses nondurable, physically complete items purchased by business firms as inputs for their operations. Examples include diesel fuel, belts and belting, paper boxes, and fertilizers.

Crude materials for further processing are products entering the market for the first time that have not been manufactured or fabricated and that are not sold directly to consumers. Crude foodstuffs and feedstuffs include items such as grains and livestock. Examples of crude nonfood materials include raw cotton, crude petroleum, coal, hides and skins, and iron and steel scrap.

The illustration shows examples of how products are classified by stage of processing.

Crude goods	Intermediate goods	Finished goods
		
		
		

Commodity Indexes

The commodity classification structure of the Producer Price Index organizes products by similarity of end use or material composition, regardless of their industry of origin. Fifteen major commodity groupings (2-digit level) make up the all commodities index. Each major commodity grouping includes (in descending order of aggregation) subgroups (3-digit), product classes (4-digit), subproduct classes (6-digit), and individual items (8-digit).

Nearly all 8-digit commodities under the traditional commodity coding system are now derived from corresponding

industry-classified product indexes. In such instances, movements in the traditional commodity price indexes are identical to movements of their counterparts. Therefore, monthly percent changes for corresponding indexes will be virtually identical even though their respective index levels may differ.

Industry Net-Output Price Indexes

Producer price indexes for the net output of industries and their products are grouped according to the Standard Industrial Classification (SIC). Industry price indexes are compatible with other economic time series organized by SIC codes, such as data on employment, wages, and productivity. Table 5 includes data for SIC industries and industry groups (2-, 3-, and 4-digit levels); indexes for Census product classes (5- and 6-digit levels), products (7-digit level), and more detailed subproducts (9-digit level); and, for some industries, indexes for other sources of revenue.

Indexes may represent one of three kinds of product indexes. Every industry has primary product indexes to show changes in prices received by establishments classified in the industry for products made primarily, but not necessarily exclusively, by that industry. The industry classification of an establishment is determined by which products comprise a plurality of its total shipment value. In addition, most industries have secondary product indexes that show changes in prices received by establishments classified in the industry for products chiefly made in some other industry. Finally, some industries have miscellaneous receipts indexes to show price changes in other sources of revenue received by establishments within the industry that are not derived from sales of their products, e.g., resales of purchased materials, or revenues from parking lots owned by a manufacturing plant.

Some product indexes published in table 5 correspond to 8-digit commodity indexes in table 6. In these cases, movements of the latter indexes are calculated on the basis of movements of their counterparts in table 5. Although most of these indexes continue to be published in table 6 on a base period of 1982 = 100 or some later base, corresponding indexes in table 5 are published on a base of the month of their introduction.

Data Collection

Producer price indexes are based on selling prices reported by establishments of all sizes selected by probability sampling, with the probability of selection proportionate to size. Individual items and transaction terms from these firms are also chosen by probability proportionate to size. The Bureau of Labor Statistics (BLS) strongly encourages cooperating companies to supply actual transaction prices at the time of shipment to minimize the use of list prices. Prices are normally reported by mail questionnaire for the Tuesday of the week containing the 13th.

Price data are provided on a voluntary and confidential basis; no one but sworn BLS employees is allowed access

to individual company price reports. The Bureau publishes price indexes instead of unit dollar prices. All producer price indexes are routinely subject to revision once, 4 months after original publication, to reflect the availability of late reports and corrections by respondents.

The BLS periodically updates the PPI sample of survey respondents to better reflect current conditions when the structure, membership, technology, or product mix of an industry shifts significantly and to spread reporting burden among smaller firms. Results of these resampling efforts are incorporated into the PPI every January and July.

As part of an ongoing effort to expand coverage to sectors of the economy other than mining and manufacturing, an increasing number of service sector industries have been introduced into the PPI. The following list of recently introduced service industries includes the month in which an article describing the industry's content appeared in the *PPI Detailed Report*:

		<i>PPI Detailed Report Issue</i>
<i>Industry</i>	<i>SIC</i>	
Wireless Telecommunications	4812	July 1999
Telephone Communications, Except Radio Telephone	4813	July 1995
Television Broadcasting	4833	July 2002
Grocery Stores	5411	July 2000
Meat and Fish (Seafood) Markets ...	5421	July 2000
Fruit and Vegetable Markets	5431	July 2000
Candy, Nut, and Confectionery Stores	5441	July 2000
Retail Bakeries	5461	July 2000
Miscellaneous Food Stores	5499	July 2000
New Car Dealers	5511	July 2000
Gasoline Service Stations	5541	January 2002
Boat Dealers	5551	January 2002
Recreational Vehicle Dealers	5561	January 2002
Miscellaneous Retail	59	January 2001
Security Brokers, Dealers, and Investment Bankers	6211	January 2001
Investment Advice	6282	January 2003
Life Insurance Carriers	6311	January 1999
Property and Casualty Insurance	6331	July 1998
Insurance Agencies and Brokerages	6412	January 2003
Operators and Lessors of Nonresidential Buildings	6512	January 1996
Real Estate Agents and Managers ...	6531	January 1996
Prepackaged Software	7372	January 1998
Data Processing Services	7374	January 2002
Home Health Care Services	8082	January 1997
Legal Services	8111	January 1997
Engineering Design, Analysis, and Consulting Services	8711	January 1997
Architectural Design, Analysis, and Consulting Services	8712	January 1997
Premiums for Property and Casualty Insurance	9331	July 1998

Weights

Weights for most traditional commodity groupings of the PPI, as well as all indexes (such as stage-of-processing indexes) calculated from traditional commodity groupings, currently reflect 1997 values of shipments as reported in the *Census of Manufactures* and other sources. From January 1996 through December 2001, PPI weights were derived from 1992 shipment values. Industry indexes shown in table 5 are also now calculated with 1997 net output weights. This periodic update of the value weights used to calculate the PPI is done to more accurately reflect changes in production and marketing patterns in the economy. Net output values of shipments are used as weights for industry indexes. Net output values refer to the value of shipments from establishments in one industry to establishments classified in another industry. However, weights for commodity price indexes are based on gross shipment values, including shipment values between establishments within the same industry. As a result, broad commodity grouping indexes such as the all commodities index are affected by the multiple counting of price change at successive stages of processing, which can lead to exaggerated or misleading signals about inflation. Stage-of-processing indexes partially correct this defect, but industry indexes consistently correct for this at all levels of aggregation. Therefore, industry and stage-of-processing indexes are more appropriate than broad commodity groupings for economic analysis of general price trends.

Price Index Reference Base

Effective with publication of January 1988 data, many important PPI series (including stage-of-processing groupings and most commodity groups and individual items) were placed on a new reference base, 1982=100. From 1971 through 1987, the standard reference base for most PPI series was 1967=100. Except for rounding differences, the shift to the new reference base did not alter any changes to previously published percent changes for affected PPI series. (See "Calculating Index Changes," below.) The new reference base is not used for indexes with a base later than December 1981, nor for indexes for the net output of industries and their products.

For further information on the underlying concepts and methodology of the Producer Price Index, see chapter 14, "Producer Prices," in *BLS Handbook of Methods* (April 1997), Bulletin 2490. Reprints are available from the Bureau of Labor Statistics on request.

Calculating Index Changes

Each index measures price changes from a reference period which equals 100.0 (1982 or some later month). An increase of 5.5 percent from the reference period in the finished goods price index, for example, is shown as 105.5. This change can

also be expressed in dollars as follows: "Prices received by domestic producers of a systematic sample of finished goods have risen from \$100 in 1982 to \$105.50 today." Likewise, a current index of 90.0 would indicate that prices received by producers of finished goods today are 10 percent lower than they were in 1982.

Movements of price indexes from one month to another are usually expressed as percent changes, rather than as changes in index points, because index point changes are affected by the level of the index in relation to its base period, whereas percent changes are not. The following example shows the computation of index point and percent changes.

Index point change

Finished Goods Price Index	107.5
Less previous index	104.0
Equals index point change	3.5

Index percent change

Index point change	3.5
Divided by the previous index	104.0
Equals	0.034
Result multiplied by 100	0.034 x 100
Equals percent change	3.4

Seasonally Adjusted and Unadjusted Data

Because price data are used for different purposes by different groups, the Bureau of Labor Statistics publishes seasonally adjusted, and unadjusted changes each month.

Seasonally adjusted data are preferred for analyzing general price trends in the economy, because they eliminate the effect of changes that normally occur at about the same time and in about the same magnitude every year—such as price movements resulting from normal weather patterns, regular production and marketing cycles, model changeovers, seasonal discounts, and holidays. For these reasons, seasonally adjusted data more clearly reveal underlying cyclical trends.

Unadjusted data are of primary interest to users who need information that can be related to actual dollar values of transactions. Individuals requiring this information include marketing specialists, purchasing agents, budget and cost analysts, contract specialists, and commodity traders. It is the unadjusted data that are generally cited in escalating long-term contracts such as purchasing agreements or real estate leases. (See *Escalation and Producer Price Indexes: A Guide for Contracting Parties*, BLS Report 807, September 1991, available on request from BLS.)

In most cases, seasonal factors used in computing seasonally adjusted indexes have, in the past, been derived using the X-11-ARIMA Seasonal Adjustment Method. However, the PPI program upgraded to X-12 beginning in 1998. Each

year, the seasonal status of most commodity indexes is re-evaluated to reflect more recent price behavior.¹ For time series that exhibit seasonal pricing patterns, new seasonal factors are estimated and applied to the unadjusted data for the previous 5 years. These updated seasonally adjusted indexes replace the most recent 5 years of seasonal data.

Seasonal factors may be applied to series using either a direct or aggregative method. Generally, commodity indexes are seasonally adjusted using direct seasonal adjustment, which produces a more complete elimination of seasonal movements than the aggregative method. However, the direct seasonal adjustment process may not yield figures that possess additive consistency. Thus, a seasonally adjusted index for a broad category that is directly adjusted may not be logically consistent with all seasonally adjusted indexes for its components. Seasonal movements for stage-of-processing indexes are derived indirectly through the aggregative method, which combines movements of a wide variety of subproduct class (6-digit level) series.²

Seasonally adjusted indexes can become problematic when previously stable and predictable price patterns abruptly change. If the new pattern persists, the seasonal adjustment method will eventually reflect it adequately; if these patterns keep shifting, however, seasonally adjusted data will become chronically troublesome. This problem occurs relatively infrequently for farm and food-related products but has more often affected manufactured products such as automobiles and steel.

Since January 1988, the PPI has used Intervention Analysis Seasonal Adjustment methods to enhance the calculation of seasonal factors. With this technique, outlier values that may distort the seasonal pattern are removed from the data prior to applying the standard seasonal factor estimation procedure. For example, a possible economic cause for large price movements for petroleum-based products might have been the Persian Gulf War. In this case, intervention techniques allowed for better estimates of seasonally adjusted data. On the whole, very few series have required intervention. Out of nearly 900 seasonally adjusted series, only 16 interventions were performed in 1997.

For more information, see (1) "Appendix A: Seasonal Adjustment Methodology at BLS," in the *BLS Handbook of Methods* (April 1997), Bulletin 2490 and (2) "Summary of Changes to the PPI's Seasonal Adjustment Methodology" in the January 1995 issue of *Producer Price Indexes*.

¹ Note that most broad commodity groupings and 8-digit individual commodities, as well as industry and census product indexes, are not seasonally adjusted and are, therefore, not included in this annual review.

² Tests previously conducted on the stage-of-processing indexes did not find significant residual seasonality.

Producer Price Index Data Via the Internet

In 1995, the Bureau of Labor Statistics (BLS) began posting producer price index (PPI) series, news releases, and technical information to both a World Wide Web (WWW) site and a file transfer protocol (FTP) site. During the years following the introduction of PPI Internet services, usage of these sites eclipsed that of more traditional methods of data dissemination such as subscriptions to the *PPI Detailed Report*. For example, there have been approximately 1.1 million electronic accesses of PPI series during the 12 months ended July 31, 2001.

Retrieving PPI data from the PPI Web site

PPI data can be obtained from the PPI homepage by entering the WWW address (<http://www.bls.gov/ppi>). Scrolling down the page to the "Get Detailed Statistics" header reveals the following five methods of data retrieval:

- **Most Requested Series** is a form-based application that allows the user to quickly obtain PPI time series data by selecting from two separate lists (commodity and industry) of the most commonly requested time series, including "all commodities" and the stage-of-processing indexes (for example, finished goods). Within each list, any one or all of the time series shown can be selected. The user can choose date ranges and output options after executing the query using the reformat button above the data output table.

- **Create Customized Tables** is a form-based query application designed for users unfamiliar with the PPI coding structure. It guides the user through the PPI classification system by listing index titles and does not require knowledge of commodity or industry (SIC-based) codes. Data retrieved are based on a query formulated by selecting data characteristics from lists provided. Two options are available to create customized tables, depending on the user's browser capability. The one screen option is a JavaScript application which utilizes a single screen to guide the user through the available time series data. The second option is the multiple screen, nonJava-based application. Both methods allow the user to browse the PPI coding structure and select multiple series codes. The user can choose data ranges and output options after executing the query using the reformat button above the data output table.

- **Series Report** is a form-based application that uses PPI time series identifiers (commodity or SIC codes) as input in extracting data according to a specified set of date ranges and output options. This application provides the most efficient path for those users who are familiar with the format of PPI time series identifiers. Up to 300 indexes can be extracted at one time.

For PPI data, there are two basic formats to identify specific time series. For commodity codes and stage-of-processing

codes, enter a “wpu” prefix (not seasonally adjusted) or a “wps” prefix (seasonally adjusted). For industry product codes, enter a “pcu” prefix and a “#” between the fourth and fifth characters of the product code. *In both cases, no spaces are required.*

Example:

Commodity code	Will provide data for:
wps063	Drugs and pharmaceuticals, seasonally adjusted
wpusop3000	Finished goods, not seasonally adjusted
Product code	Will provide data for:
pcu28__#	Chemicals and allied products, not seasonally adjusted
pcu3711#111	Passenger cars

Note that the first product code uses two underscores as placeholders to complete the reference to a two-digit product code time series.

- **Flat Files** and the FTP server are best suited for those users requiring access to either a large volume of time series data or other PPI-related documentation (such as seasonal factor and relative importance tables). For increased efficiency, it is suggested that users download files without opening, if their Internet browser permits. The FTP site can be accessed at (<ftp://ftp.bls.gov>) or directly from the links on the “Get Detailed Statistics” page or the PPI homepage.

Data and documentation available for download include:

	Directory:
• SIC Current Series	/pub/time.series/pc
• SIC Discontinued Series	/pub/time.series/pd
• Commodity Series	/pub/time.series/wp
• Special Requests	/pub/special.requests/ppi
• Latest News Release	/pub/news.release/ppi.txt

The FTP site maintains files to help with searches and downloads. These files are centrally located in the **/pub/doc** directory. Within this directory, go to the **overview.doc** file for an overview relating to all BLS data available through the FTP site. For *commodity-based PPI data* (which appear in tables 1, 2, 6, 7, and 8 of the PPI monthly detailed report), the program help file is **wp.doc**. For *industry-based PPI data* (which appear in tables 4, 5, 9, 10, and 11 of the monthly PPI report), the file is **pc.doc**. For industry-based time series that have been discontinued, go to **pd.doc**. (These and other help files also are maintained within each of the five directories listed above.)

Other sources of PPI data

PPI data also can be accessed via the BLS homepage (<http://www.bls.gov>). After clicking the “Get Detailed Statistics” link at the top of the homepage, the user may view a chart that lists all of the available BLS programs. The following four methods are available for PPI data: Most requested series, create customized tables (one screen or multiple screens), and flat files. Additional sources of BLS data also are accessible from this page including: Economic news releases, series report, and economy at a glance.

Additional information

The PPI homepage (<http://www.bls.gov/ppi>) contains additional information regarding PPI data and methodology. The top section of the homepage provides PPI news releases, both current and archived, as well as general PPI information. The “Tables Created by BLS” section found beneath the statistics section provides relative importance and seasonal factor tables. The remaining sections offer special notices and publications pertaining to PPI methodology and applications.

For questions or comments regarding PPI data classification, methodology, or data availability on the Internet, call or e-mail the Section of Index Analysis and Public Information directly at (202) 691-7705 or ppi-info@bls.gov. Data also can be obtained by calling the national Fax-on-Demand service at (202) 691-6325; this service enables customers to request faxes of BLS data 24 hours a day, 7 days a week.