RESEARCH LIBRARY
JUN 2 0 1994

Producer Price Indexes

U.S. Department of Labor
Bureau of Labor Statistics

Data for April 1994



Digitized for FRASER
http://fraser.stlouisfed.org/
Federal Reserve Bank of St. Louis

U.S. DEPARTMENT OF LABOR
Robert B. Reich, Secretary

BUREAU OF LABOR STATISTICS
Katharine G. Abraham, Commissioner

Data for April 1994

Producer Price Indexes is a monthly report on producer price movements including text, tables, and technical notes. An annual supplement contains monthly data for the calendar year, annual averages, and information on weights. (ISSN 0882-5270)

To order this periodical for 1 year, cite *Producer Price Indexes* (WPPI) and send your check for $34.00 ($42.50 foreign) or provide your VISA or Master card number and expiration date to Superintendent of Documents, P.O. Box 371954, Pittsburgh, PA 15220-7954 or by calling. FAX (202) 783-3238.

Subscribers will receive the next available subscription issue after their order is received. An acknowledgement card is sent to all customers directly after their subscription order is processed simply to let them know that they will receive the next available issue released for their subscription order.

Please wait at least 6 weeks before inquiring about your order. Then write to Subscription Service Section, U.S. Government Printing Office, Stop: SSOM, Washington DC 20402, telephone (202) 512-2303 or FAX (202) 512-2168.

To change your address: Please send your mailing label, along with your new address to the Superintendent of Documents, Attn: Chief, Mail List Branch, Mail Stop: SSOM, Washington, DC 20402.

Information in this publication is made available to sensory impaired individuals upon request. Voice phone: (202) 606-7828; TDD phone (202) 606-5897; TDD message referral phone: 1-800-326-2577. This material is in the public domain and, with appropriate credit, may be produced without permission. Second class postage paid at Washington, DC and at additional mailing offices.

May 1994

Digitized for FRASER
http://fraser.stlouisfed.org/
Federal Reserve Bank of St. Louis

RESEARCH LIBRARY
Federal Reserve Bank
of St. Louis

Producer Price Indexes Data for April 1994

Editors: Craig Howell, Jerry L. Matheny, William D. Thomas
Production assistant: Dorothy Williams

Contents

Page

Price movements, April 1994 1

Tables:

1. Producer price indexes and percent changes by stage of processing 4
2. Producer price indexes and percent changes for selected commodity groupings by stage of processing 5
3. Producer price indexes for selected stage-of-processing groupings, seasonally adjusted 8
4. Producer price indexes for the net output of major industry groups 9
5. Producer price indexes for the net output of selected industries and their products 10
6. Producer price indexes and percent changes for commodity groupings and individual items 151
7. Producer price indexes by durability of product 195
8. Producer price indexes for special commodity groupings 196
9. Producer price indexes and percent changes for selected telephone services 197
10. Producer price indexes for material inputs to construction industries 198
11. Producer price indexes and percent changes for the net output of industry by stage of process 199
12. Producer price indexes and percent changes for net material inputs to industry stage of process and final demand 200

Technical notes 201

Digitized for FRASER
http://fraser.stlouisfed.org/
Federal Reserve Bank of St. Louis

Scheduled Release Dates			
Producer Price Index data are scheduled for initial release on the following dates:			
Index month	*Release date*	*Index month*	*Release date*
May	June 10	August	September 9
June	July 12	September	October 13
July	August 11	October	November 10

Digitized for FRASER
http://fraser.stlouisfed.org/
Federal Reserve Bank of St. Louis

Price Movements
April 1994

The Producer Price Index for Finished Goods moved down 0.1 percent, seasonally adjusted, from March to April. This decline followed a 0.2-percent rise in March and an advance of 0.5 percent in February. The Intermediate Goods Price Index showed no change in April following a 0.2-percent increase a month earlier. Prices received by domestic producers of crude goods fell 0.5 percent over the month after climbing 2.8 percent in March. (See table A.)

Among finished goods, consumer food prices turned down following a March increase. The index for finished energy goods eased down slightly after remaining unchanged in the preceding month. Prices for finished goods other than foods and energy edged up 0.1 percent following a 0.2-percent rise in March.

Before seasonal adjustment, the Producer Price Index for Finished Goods remained unchanged in April at 125.0 (1982=100). From April 1993 to April 1994, the Finished Goods Price Index moved down 0.4 percent. During this same period, consumer food prices moved up 0.4 percent, the finished energy goods index dropped 3.7 percent, and prices for finished goods other than foods and energy inched up 0.1 percent.

Prices received by domestic producers of intermediate goods rose 0.4 percent from April 1993 to April 1994, and the Crude Goods Price Index was up 0.5 percent over the last 12 months.

Finished goods

The Producer Price Index for finished consumer foods decreased 0.5 percent, seasonally adjusted, in April in the wake of an increase of the same magnitude in the month before. Prices for fresh and dry vegetables, beef and veal, chicken eggs, fish, processed chickens, and fresh fruits and melons turned down in April after increasing a month earlier. Pork prices, however, fell only half as much as in March, and indexes for shortening and cooking oils, pasta, soft drinks, and processed turkeys turned up following March declines.

The index for finished consumer goods other than foods and energy edged 0.1 percent lower in April after seasonal adjustment following a rise of the same size in March. Prices for tobacco products, women's apparel, sanitary papers and health products, household furniture, pharmaceutical preparations, and periodicals circulation turned down after increasing in the previous month, and

Table A. Monthly and annual percent changes in selected stage-of-processing price indexes, seasonally adjusted[1]

Month	Finished goods					Intermediate goods	Crude goods
	Total	Foods	Energy	Except foods and energy	Change in finished goods from 12 months ago (unadj.)		
1993:							
April	0.5	1.3	0	0.3	2.5	0.3	1.2
May	0	-.4	-.5	.2	2.1	-.3	2.1
June	-.5	-.6	-.9	-.3	1.3	0	-1.5
July	0	-.1	-.8	.1	1.3	0	-2.0
August	-.8	.3	-1.0	-1.1	.5	0	-.7
September	.2	.6	-.1	.1	.4	0	.7
October	-.1	-.2	.8	-.3	.2	.1	2.2
November	.1	.8	-2.1	.4	.4	.2	-.3
December	-.1	.6	-2.9	.1	.2	-.3	-1.5
1994:							
January	.2	-.3	1.1	.4	.2	.1	.7
February	.5	-.4	2.8	.1	.2	.4	-1.3
March	.2	.5	0	.2	.2	.2	2.8
April	-.1	-.5	-.1	.1	-.4	0	-.5

[1] Data for December 1993 have been revised to reflect the availability of late reports and corrections by respondents. For this reason, some of the figures shown above and elsewhere in this report may differ from those previously published.

Digitized for FRASER
http://fraser.stlouisfed.org/
Federal Reserve Bank of St. Louis

Table B. Monthly and annual percent changes in selected price indexes for intermediate goods and crude goods, seasonally adjusted[1]

Month	Intermediate goods				Crude goods			
	Foods	Energy	Except foods and energy	Change in intermediate goods from 12 months ago (unadj.)	Foods	Energy (unadj.)	Except foods and energy	Change in crude goods from 12 months ago (unadj.)
1993:								
April	1.1	0.3	0.2	2.2	1.7	0.4	1.5	5.2
May	.1	-.8	-.2	1.5	.8	4.2	1.1	5.2
June	-1.0	.6	0	1.1	-3.2	-.5	.1	2.1
July	2.4	-1.3	.1	1.0	1.5	-7.3	.7	-.2
August	.6	-1.3	.2	1.0	1.1	-1.9	-2.0	0
September	-.4	0	0	.9	.5	1.2	.1	-1.4
October	.6	.1	0	1.0	-1.4	6.6	1.3	.9
November	1.1	-.2	.2	1.2	4.7	-6.3	1.1	.4
December	1.4	-3.5	.2	1.0	1.0	-5.9	1.2	.1
1994:								
January	.4	-.4	.2	.8	-1.5	2.1	2.5	.8
February	.8	3.1	0	.9	1.2	-6.4	2.0	-.5
March	-.3	.1	.2	.7	-1.0	9.3	.9	2.1
April	-.3	-1.0	.2	.4	-1.1	-.1	-.3	.5

[1] Data for December 1993 have been revised to reflect the availability of late reports and corrections by respondents. For this reason, some of the figures shown above and elsewhere in this report may differ from those previously published.

the index for home electronic equipment was unchanged following an unusually large advance in March. By contrast, the alcoholic beverages index edged up after a sizable decrease in the preceding month.

Capital equipment prices climbed 0.4 percent over the month following increases of 0.3 percent in March and 0.1 percent in February. The index for light motor trucks advanced 1.6 percent in April, far more than March's rise of 0.5 percent. Indexes for tools and dies, civilian aircraft, construction machinery, and metal cutting machine tools also rose more than in the prior month. In addition, the communications equipment index turned up after declining slightly in March, and electronic computer prices fell less than in the preceding month. Conversely, the heavy motor trucks index edged slightly higher following a much larger climb in March, the ships index showed no change after advancing moderately a month before, and prices for transformers and for x-ray and electromedical equipment turned down following March increases.

The index for finished energy goods edged down 0.1 percent in April after showing no change in the previous month. Indexes for residential gas and electricity turned down in April after increasing in March, and home heating oil prices fell much more than they did a month before. Gasoline prices, however, moved 1.0 percent higher following a decline in March.

Intermediate goods

On a seasonally adjusted basis, the Producer Price Index for Intermediate Materials, Supplies, and Components was unchanged in April after a March advance of 0.2 percent. Indexes for energy goods and for durable manufacturing materials turned down in April, and prices for construction materials fell after showing no change in March. The nondurable manufacturing materials index rose considerably more than in the previous month, however. (See table B.)

The index for intermediate energy goods fell 1.0 percent in April after edging up 0.1 percent in the preceding month. Prices for diesel fuel, residual fuel, commercial and industrial natural gas, and natural gas to electric utilities turned down after advancing in March. In contrast, indexes for gasoline and for miscellaneous petroleum and coal products turned up after declining in March.

Prices for materials for durable manufacturing decreased 0.3 percent in April following a 0.5-percent increase in the previous month Indexes for aluminum mill shapes, copper cathode, cold rolled steel sheet and strip, flat glass, and for copper and brass mill shapes turned down after moving up in March. In addition, plywood prices fell more than in March. The cement index rose more in April than it had a month before, however, and cold finished steel bar prices climbed substantially after remaining unchanged in March.

The Producer Price Index for construction materials declined 0.4 percent in April after showing no change in the prior month. Softwood lumber prices fell 7.3 percent, much more than in March. The millwork index also fell more than it had a month before, and gypsum product prices rose far less in April than in the previous month. Additionally, indexes for wiring devices and for plumbing fixtures and brass fittings turned down following March advances. By contrast, prices for plastic construction products, asphalt felts and coatings, and switchgear turned

Digitized for FRASER
http://fraser.stlouisfed.org/
Federal Reserve Bank of St. Louis

up in April, and the concrete products index rose more than in March.

The nondurable manufacturing materials index climbed 0.9 percent in April after rising 0.5 percent in the prior month. Prices for intermediate basic organic chemicals advanced 6.8 percent following a slight increase in March. Indexes for plastic resins and materials, paperboard, medicinal and botanical chemicals, nitrogenates, woodpulp, and phosphates also rose more in April than they had in the month before. Prices for synthetic fibers fell more than they had in March, however, and indexes for inedible fats and oils and for synthetic rubber turned down. Prices for paint materials rose less than they had in March.

The intermediate foods and feeds index declined 0.3 percent for the second consecutive month. Lower prices for animal feeds, flour, pork, and crude vegetable oils more than offset advances for confectionery materials, fluid milk products, and for natural and processed cheese.

Crude goods

The Producer Price Index for Crude Materials for Further Processing turned down 0.5 percent in April, seasonally adjusted, following an advance of 2.8 percent in the preceding month. Indexes for crude energy goods and basic industrial materials turned down after rising in March, and the crude foodstuffs and feedstuffs index fell slightly more than in the prior month. (See table B.)

The crude energy materials index edged down 0.1 percent following an advance of 9.3 percent in March. The index for natural gas to pipelines fell 4.7 percent after surging nearly 18 percent in the preceding month. In contrast, the crude petroleum index increased 7.6 percent after rising nearly 5 percent a month earlier. The coal index fell 1.0 percent for the second consecutive month.

The crude nonfood materials less energy index turned down 0.3 percent in April after increasing 0.9 percent in the prior month. Prices for softwood logs, bolts, and timber and for hardwood logs were unchanged following substantial March increases. Indexes for wastepaper, aluminum base scrap, and copper ores rose considerably less than in the previous month. In addition, the iron and steel scrap index fell more than in March. The pulpwood logs index, however, turned up in April after a slight decline in the prior month, and indexes for construction sand and gravel and for raw cotton rose more than they did a month earlier.

The crude foodstuffs and feedstuffs index moved down 1.1 percent after declining 1.0 percent in March. Prices for corn, slaughter hogs, soybeans, fresh fruits and melons, unprocessed finfish, and for fresh and dry vegetables excluding potatoes fell in April. Conversely, prices were higher for slaughter cattle, hay, slaughter turkeys, and unprocessed shellfish.

Net output price indexes for mining, manufacturing, and other industries

Mining. The Producer Price Index for the net output of total domestic mining industries fell 1.2 percent in April following an 8.4-percent increase in March. (Net output price indexes are not seasonally adjusted.) In April, prices for the oil and gas extraction industry group turned down 1.6 percent after climbing 12.5 percent a month earlier. Prices for the metal mining industry group turned down slightly after rising in March, and prices for anthracite mining turned down after 3 months of no change. In contrast, the index for the nonmetallic minerals mining industry group moved up after showing no change in the previous month. Prices for the bituminous coal and lignite mining industry declined, but somewhat less than in either of the previous 2 months. In April, the Producer Price Index for total mining industries stood at 75.1 (December 1984=100), 1.3 percent lower than a year earlier.

Manufacturing. The Producer Price Index for total domestic manufacturing industries increased 0.2 percent in April after a 0.1-percent rise in March. Prices for the petroleum refining industry group turned up 1.4 percent in April following a modest decline in the previous month. In addition, prices rose 0.5 percent for the industry group for chemicals, and allied products after showing no change in March. Prices for the lumber and wood products industry group, however, turned down 1.4 percent after a small rise in March, and the increase for the nonmetallic mineral products industry group slowed to 0.3 percent. Most other major manufacturing industry groups showed little or no change. The index for the net output of the domestic manufacturing sector stood at 120.1 in April (December 1984=100), 0.3 percent higher than its level of a year earlier.

Other. Prices moved up 2.4 percent after falling a month earlier for airports and airport services. Prices for refined petroleum pipe lines rose after showing no change a month earlier. Prices were unchanged in April following March decreases for farm produce warehousing and storage and for air courier services. Price increases slowed considerably for hotel and motels, crude petroleum pipe lines, and deep sea domestic transportation of freight. Prices continued to rise for water transportation of freight, not elsewhere classified. By contrast, prices turned down after rising a month earlier for passenger car rental, tour operators, metal scrap collection, natural gas utilities, truck rental and leasing, travel agencies, and railroad line haul operations. Prices were unchanged in April after rising in March for courier services except air. Prices continued to decline for freight transportation on the Great Lakes-St. Lawrence Seaway.

Digitized for FRASER
http://fraser.stlouisfed.org/
Federal Reserve Bank of St. Louis

Table 1. Producer price indexes and percent changes by stage of processing

(1982=100)

Grouping	Relative importance Dec. 1993[1]	Unadjusted index			Unadjusted percent change to Apr.1994 from :		Seasonally adjusted percent change from:		
		Dec. 1993[2]	Mar. 1994[2]	Apr. 1994[2]	Apr. 1993	Mar. 1994	Jan. to Feb.	Feb. to Mar.	Mar. to Apr.
Finished goods	100.000	124.1	125.0	125.0	-0.4	0	0.5	0.2	-0.1
Finished consumer goods	76.627	121.9	122.7	122.7	-1.0	0	.6	.2	-.2
Finished consumer foods	22.940	127.2	127.5	127.0	.4	-.4	-.4	.5	-.5
Crude	1.622	130.1	111.8	105.0	-17.0	-6.1	-11.2	4.3	-5.8
Processed	21.317	127.0	128.6	128.6	1.7	0	.3	.3	-.1
Finished consumer goods, excluding foods	53.687	119.4	120.5	120.7	-1.6	.2	.9	.1	-.2
Nondurable goods less foods	35.764	113.7	114.8	115.1	-3.4	.3	1.2	0	-.2
Durable goods	17.923	129.7	130.6	130.4	2.0	-.2	.2	.3	.2
Capital equipment	23.373	132.5	133.7	133.9	2.1	.1	.1	.3	.4
Manufacturing industries	6.059	132.0	132.7	132.9	1.5	.2	.2	.2	.2
Nonmanufacturing industries	17.314	132.7	133.9	134.2	2.3	.2	.2	.3	.4
Intermediate materials, supplies and components	100.000	116.0	116.8	116.8	.4	0	.4	.2	0
Materials and components for manufacturing	49.060	119.2	119.9	120.4	1.1	.4	0	.3	.4
Materials for food manufacturing	3.394	118.8	119.9	120.9	5.2	.8	.1	0	.7
Materials for nondurable manufacturing	14.878	114.8	114.7	115.7	-.3	.9	-.2	.5	.9
Materials for durable manufacturing	11.289	120.0	122.2	122.0	1.9	-.2	.4	.5	-.3
Components for manufacturing[3]	19.499	123.3	123.7	124.0	.8	.2	.2	.1	.2
Materials and components for construction	14.221	134.2	135.5	135.1	1.7	-.3	-.2	0	-.4
Processed fuels and lubricants	12.695	80.0	81.2	80.7	-4.3	-.6	3.2	.2	-.8
Manufacturing industries	5.301	83.4	84.5	83.9	-4.3	-.7	2.7	.2	-.8
Nonmanufacturing industries	7.394	77.8	79.1	78.6	-4.3	-.6	3.6	.1	-.9
Containers	3.458	126.3	126.5	126.4	-.1	-.1	-.2	-.1	-.1
Supplies	20.567	126.1	126.5	126.5	1.4	0	.2	0	-.1
Manufacturing industries[3]	7.602	129.2	129.4	129.6	.9	.2	-.1	.1	.2
Nonmanufacturing industries	12.964	124.6	125.0	124.9	1.7	-.1	.3	-.1	-.2
Feeds	1.419	111.6	111.3	108.7	6.3	-2.3	2.3	-1.1	-2.3
Other supplies[3]	11.545	126.4	127.0	127.2	1.2	.2	.2	.1	.2
Crude materials for further processing	100.000	101.0	104.8	104.4	.5	-.4	-1.3	2.8	-.5
Foodstuffs and feedstuffs	44.050	112.1	114.0	113.1	2.4	-.8	1.2	-1.0	-1.1
Nonfood materials	55.950	90.1	94.9	94.9	-.9	0	-3.2	5.8	-.1
Nonfood materials except fuel[4]	36.150	86.8	90.6	92.7	-5.9	2.3	5.1	2.4	2.7
Manufacturing[4]	30.594	77.8	80.9	83.2	-7.2	2.8	-.6	1.9	2.7
Construction	5.556	194.1	206.1	206.5	3.0	.2	0	.9	-1.0
Crude fuel[3 5]	19.801	87.9	94.0	90.2	9.5	-4.0	-8.1	13.8	-4.0
Manufacturing industries[3]	4.228	86.6	92.0	88.5	8.3	-3.8	-7.1	12.2	-3.8
Nonmanufacturing industries[3]	15.573	89.3	95.7	91.8	9.8	-4.1	-8.4	14.2	-4.1
Special groupings									
Finished goods, excluding foods	[6] 77.060	123.1	124.2	124.4	-.6	.2	.6	.2	0
Intermediate materials less foods and feeds	[7] 95.187	116.0	116.8	116.8	.2	0	.4	.2	0
Intermediate foods and feeds	[7] 4.813	116.8	117.5	117.4	5.6	-.1	.8	-.3	-.3
Crude materials less agricultural products[4 8]	[9] 54.232	89.4	94.1	94.1	-1.5	0	-3.6	6.3	-.2
Finished energy goods	[6] 13.340	73.3	74.8	75.4	-3.7	.8	2.8	0	-.1
Finished goods less energy	[6] 86.660	133.4	134.2	134.0	.1	-.1	0	.3	-.1
Finished consumer goods less energy	[6] 63.287	133.8	134.3	134.1	-.4	-.1	0	.3	-.2
Finished goods less foods and energy	[6] 63.720	135.9	136.8	136.8	.1	0	.1	.2	.1
Finished consumer goods less foods and energy	[6] 40.347	138.0	138.7	138.6	-1.0	-.1	.2	.1	-.1
Consumer nondurable goods less foods and energy	[6] 22.424	143.7	144.2	144.2	-3.2	0	.3	0	-.3
Intermediate energy goods	[7] 12.841	79.9	81.0	80.5	-4.4	-.6	3.1	.1	-1.0
Intermediate materials less energy	[7] 87.159	123.9	124.7	124.8	1.2	.1	.1	.2	.1
Intermediate materials less foods and energy	[7] 82.346	124.4	125.1	125.3	1.0	.2	0	.2	.2
Crude energy materials[3 4]	[9] 34.414	70.0	73.1	73.0	-6.4	-.1	-6.4	9.3	-.1
Crude materials less energy	[9] 65.586	119.9	123.9	123.3	4.6	-.5	1.5	-.4	-.7
Crude nonfood materials less energy[5]	[9] 21.536	143.6	153.3	153.5	9.1	.1	2.0	.9	-.3

[1] Comprehensive relative importance figures are computed once each year in December.

[2] Data for December 1993 have been revised to reflect the availability of late reports and corrections by respondents. All data are subject to revision 4 months after original publication.

[3] Not seasonally adjusted.

[4] Includes crude petroleum.

[5] Excludes crude petroleum.

[6] Percent of total finished goods.

[7] Percent of total intermediate materials.

[8] Formerly titled "Crude materials for further processing, excluding crude foodstuffs and feedstuffs, plant and animal fibers, oilseeds, and leaf tobacco."

[9] Percent of total crude materials.

Digitized for FRASER
http://fraser.stlouisfed.org/
Federal Reserve Bank of St. Louis

Table 2. Producer price indexes and percent changes for selected commodity groupings by stage of processing

(1982 = 100 unless otherwise indicated)

Grouping	Commodity code	Unadjusted index			Unadjusted percent change to Apr. 1994 from:		Seasonally adjusted percent change from:		
		Dec. 1993[1]	Mar. 1994[1]	Apr. 1994[1]	Apr. 1993	Mar. 1994	Jan. to Feb.	Feb. to Mar.	Mar. to Apr.
Finished goods		124.1	125.0	125.0	-0.4	0	0.5	0.2	-0.1
Finished consumer goods		121.9	122.7	122.7	-1.0	0	.6	.2	-.2
Finished consumer foods		127.2	127.5	127.0	.4	-.4	-.4	.5	-.5
Fresh fruits and melons	01-11	95.0	86.3	80.8	9.2	-6.4	4.5	1.4	-4.1
Fresh and dry vegetables	01-13	171.3	116.6	113.3	-34.9	-2.8	-25.0	9.8	-2.9
Eggs for fresh use (Dec. 1991 = 100)[2]	01-71-07	86.0	91.8	81.5	-11.3	-11.2	6.5	4.0	-11.2
Bakery products	02-11	158.1	158.9	159.2	2.0	.2	.1	0	.3
Milled rice	02-13	149.4	139.8	134.3	51.2	-3.9	-4.1	-1.6	-3.0
Pasta products (June 1985 = 100)[2]	02-14-02	132.0	121.1	129.0	9.6	6.5	.5	-9.0	6.5
Beef and veal	02-21-01	106.4	110.3	110.4	-6.7	.1	-.3	3.4	-.9
Pork	02-21-04	102.1	107.7	105.7	-2.0	-1.9	5.1	-4.4	-2.2
Processed young chickens	02-22-03	110.7	116.6	117.0	9.6	.3	1.4	3.2	-.3
Processed turkeys	02-22-06	106.4	105.8	109.7	10.8	3.7	-1.7	-3.6	1.4
Finfish and shellfish	02-23	155.5	162.1	159.2	-1.2	-1.8	-11.0	3.8	-.4
Dairy products	02-3	121.0	120.8	121.5	3.7	.6	.9	1.3	.8
Processed fruits and vegetables	02-4	120.4	121.9	121.5	4.7	-.3	.1	.4	0
Confectionery end products	02-55	156.7	155.6	156.9	4.0	.8	-.2	.6	.9
Soft drinks	02-62	125.3	126.9	126.9	.2	0	-.2	-.2	.2
Roasted coffee	02-63-01	101.7	101.6	101.6	.4	0	-1.8	-1.1	-.8
Shortening and cooking oils	02-76	133.7	139.7	141.7	18.4	1.4	.8	-2.5	2.7
Finished consumer goods excluding foods		119.4	120.5	120.7	-1.6	.2	.9	.1	-.2
Alcoholic beverages	02-61	125.8	126.0	126.0	-.3	0	.6	-1.6	.1
Women's apparel	03-81-01	119.6	120.4	119.1	-1.2	-1.1	.7	.2	-1.1
Men's and boys' apparel	03-81-02	127.7	128.0	128.4	.5	.3	0	0	.3
Girls', children's, and infants' apparel	03-81-03	120.6	120.5	120.9	.6	.3	1.5	.3	.2
Textile housefurnishings[2]	03-82	117.0	117.0	117.0	1.8	0	0	-.1	0
Footwear	04-3	135.1	135.4	135.7	.9	.2	-.1	-.1	.3
Residential electric power (Dec. 1990 = 100)	05-41	107.2	107.4	107.1	.1	-.3	-.1	.2	-.2
Residential gas (Dec. 1990 = 100)	05-51	111.0	111.1	109.8	5.2	-1.2	1.2	1.9	-.4
Gasoline	05-71	52.5	56.3	59.4	-12.5	5.5	6.3	-1.8	1.0
Fuel oil No. 2	05-73-02-01	51.8	56.2	54.7	-11.3	-2.7	23.5	-.7	-5.3
Pharmaceutical preps, ethical (Prescription)	06-35	244.5	249.5	249.3	3.0	-.1	.5	.3	-.7
Pharmaceutical preps,proprietary (Over-counter)	06-36	181.6	182.4	183.1	2.8	.4	.7	.1	-.7
Soaps and synthetic detergents[2]	06-71	122.1	120.9	121.1	-.7	.2	.9	-.6	.2
Cosmetics and other toilet preparations	06-75	128.9	128.9	129.1	-.5	.2	-.4	.2	.1
Tires, tubes, tread, etc.	07-12	98.7	98.4	99.2	-.5	.8	.3	-.3	1.2
Sanitary papers and health products	09-15-01	133.8	133.2	132.7	-2.9	-.4	-.4	.1	-1.6
Newspaper circulation	09-31-01	172.3	172.4	172.4	1.2	0	-.6	-.1	.2
Periodical circulation	09-32-01	164.4	170.6	170.8	3.5	.1	.3	.6	-.2
Book publishing[2]	09-33	170.2	172.7	173.1	1.0	.2	1.5	-.3	.2
Household furniture	12-1	135.8	137.7	137.0	3.6	-.5	1.8	.4	-.5
Floor coverings	12-3	121.2	120.3	119.9	.4	-.3	-.3	-.2	-.3
Household appliances	12-4	112.7	113.2	113.4	.5	.2	0	.2	.1
Home electronic equipment	12-5	80.7	80.6	80.6	.2	0	-.3	1.5	0
Household glassware	12-62	142.3	143.6	144.1	.6	.3	-1.4	1.3	.2
Household flatware	12-64	131.1	131.0	131.1	.5	.1	-.4	1.3	-.3
Lawn and garden equip., ex. tractors	12-66	127.4	128.1	127.7	1.6	-.3	0	.2	-.3
Passenger cars	14-11-01	132.9	133.7	133.3	2.7	-.3	.2	.2	.3
Toys, games, and children's vehicles	15-11	121.4	122.6	122.2	.8	-.3	.1	.2	-.2
Sporting and athletic goods	15-12	119.5	120.6	120.7	2.1	.1	-.2	.8	.2
Tobacco products	15-2	224.2	224.7	224.7	-24.1	0	.6	.6	-.9
Mobile homes[2]	15-5	131.1	137.5	138.4	9.3	.7	0	1.9	.7
Jewelry, platinum, & karat gold[2]	15-94-02	127.2	127.5	127.5	3.1	0	-.2	0	0
Costume jewelry and novelties[2]	15-94-04	133.1	133.4	133.8	.1	.3	0	.2	.3
Capital equipment		132.5	133.7	133.9	2.1	.1	.1	.3	.4
Agricultural machinery and equipment	11-1	135.3	135.4	135.5	1.8	.1	-.1	.1	.1
Construction machinery and equipment	11-2	132.0	133.2	133.5	1.1	.2	-.4	.2	.4
Metal cutting machine tools	11-37	141.4	142.0	143.0	2.1	.7	.1	.2	.9
Metal forming machine tools	11-38	139.0	141.1	141.1	2.6	0	.4	-.1	-.2
Tools, dies, jigs, fixtures, and ind. molds[2]	11-39	129.9	129.5	131.5	3.3	1.5	.1	.1	1.5
Pumps, compressors, and equipment	11-41	133.3	135.0	135.2	1.9	.1	.2	.1	.1
Industrial material handling equipment[2]	11-44	121.3	121.9	121.9	1.8	0	.2	.1	0
Electronic computers (Dec. 1990 = 100)[2]	11-51	60.0	59.0	58.9	-8.3	-.2	-.8	-.5	-.2
Textile machinery	11-62	144.2	144.9	144.7	.4	-.1	.1	.1	-.1
Paper industries machinery (June 1982 = 100)[2]	11-64	145.6	147.3	147.4	2.1	.1	.1	.4	.1
Printing trades machinery[2]	11-65	130.0	131.0	131.0	1.2	0	0	0	0
Transformers and power regulators	11-74	124.2	124.9	124.0	1.4	-.7	.6	.6	-.7

See footnotes at end of table.

Digitized for FRASER
http://fraser.stlouisfed.org/
Federal Reserve Bank of St. Louis

Table 2. Producer price indexes and percent changes for selected commodity groupings by stage of processing—Continued

(1982 = 100 unless otherwise indicated)

Grouping	Commodity code	Unadjusted index			Unadjusted percent change to Apr. 1994 from:		Seasonally adjusted percent change from:		
		Dec. 1993[1]	Mar. 1994[1]	Apr. 1994[1]	Apr. 1993	Mar. 1994	Jan. to Feb.	Feb. to Mar.	Mar. to Apr.
Capital equipment—Continued									
Communication & related equip. (Dec. 1985 = 100)[2]	11-76	109.7	110.1	111.0	1.8	0.8	0.2	-0.1	0.8
X-ray and electromedical equipment[2]	11-79-05	113.4	113.6	113.4	-.5	-.2	-.1	.4	-.2
Oil field and gas field machinery[2]	11-91	109.8	110.9	110.7	2.9	-.2	1.6	.1	-.2
Mining machinery and equipment	11-92	130.3	130.3	130.3	1.6	0	0	.2	-.1
Office and store machines and equipment[2]	11-93	111.3	111.8	111.7	.7	-.1	0	.4	-.1
Commercial furniture	12-2	141.8	143.4	143.7	2.6	.2	0	.1	.1
Light motor trucks	14-11-05	154.5	155.4	155.7	4.4	.2	-.1	.5	1.6
Heavy motor trucks	14-11-06	135.6	140.5	141.1	5.9	.4	0	2.2	.1
Truck trailers[2]	14-14	120.0	120.0	120.3	2.7	.3	.4	0	.3
Civilian aircraft (Dec. 1985 = 100)[2]	14-21-02	133.1	134.6	135.7	2.4	.8	-.4	.5	.8
Ships (Dec. 1985 = 100)[2]	14-31	129.3	131.3	131.3	1.6	0	.9	.7	0
Railroad equipment	14-4	127.6	128.5	128.9	3.5	.3	.1	.2	.5
Intermediate materials, supplies, and components		116.0	116.8	116.8	.4	0	.4	.2	0
Intermediate foods and feeds		116.8	117.5	117.4	5.6	-.1	.8	-.3	-.3
Flour	02-12-03	114.6	111.9	110.1	-.4	-1.6	-.6	-1.5	-2.2
Refined sugar[2]	02-53	118.3	118.3	118.1	-.3	-.2	-.1	0	-.2
Confectionery materials	02-54	105.0	108.1	116.6	26.5	7.9	-.5	.7	6.0
Crude vegetable oils	02-72	135.8	140.3	136.7	31.4	-2.6	-2.2	-3.0	-.7
Prepared animal feeds	02-9	116.2	116.2	113.9	5.3	-2.0	2.6	-.5	-1.9
Intermediate materials less foods and feeds		116.0	116.8	116.8	.2	0	.4	.2	0
Synthetic fibers[2]	03-1	104.2	103.2	102.2	-.6	-1.0	-.1	-.4	-1.0
Processed yarns and threads	03-2	107.1	107.2	107.0	-.8	-.2	.6	-.6	-.3
Gray fabrics	03-3	116.9	116.0	116.6	-2.5	.5	-.1	0	.5
Finished fabrics	03-4	119.1	118.8	119.0	-.4	.2	-.3	0	.1
Industrial textile products	03-83-03	115.8	115.9	115.9	.3	0	.2	-.3	0
Leather	04-2	169.1	171.9	174.0	3.4	1.2	-1.3	.8	1.3
Liquefied petroleum gas	05-32	57.0	55.9	55.4	-17.4	-.9	10.9	3.0	1.9
Commercial electric power	05-42	124.1	124.0	123.8	1.8	-.2	.3	0	.2
Industrial electric power	05-43	126.0	126.0	125.4	-1.1	-.5	.3	0	-.1
Commercial natural gas (Dec. 1990 = 100)[2]	05-52	108.5	109.4	107.3	6.3	-1.9	.5	.7	-1.9
Industrial natural gas (Dec. 1990 = 100)[2]	05-53	104.7	105.6	103.2	3.7	-2.3	1.4	.4	-2.3
Natural gas to electric utilities (Dec. 1990 = 100)[2]	05-54	91.3	94.6	90.6	-4.2	-4.2	1.8	.9	-4.2
Jet fuels	05-72-03	53.8	51.7	50.7	-14.9	-1.9	7.2	-.7	-.2
No. 2 Diesel fuel	05-73-03	51.2	58.0	54.6	-13.6	-5.9	18.1	3.3	-7.6
Residual fuel	05-74	46.2	45.6	43.5	-18.1	-4.6	2.5	12.5	-4.5
Industrial chemicals	06-1	108.7	108.4	110.0	-1.7	1.5	-1.0	1.7	1.4
Prepared paint[2]	06-21	134.0	134.7	134.8	1.2	.1	.4	.1	.1
Paint materials	06-22	130.9	130.6	130.5	-1.4	-.1	-.9	.9	.4
Medicinal and botanical chemicals[2]	06-31	121.5	121.3	125.3	4.0	3.3	-.6	.2	3.3
Fats and oils, inedible	06-4	94.7	101.8	99.0	-1.7	-2.8	6.5	1.8	-3.4
Mixed fertilizers	06-51	101.0	103.8	106.2	6.7	2.3	.1	.9	1.9
Nitrogenates	06-52-01	99.8	106.3	109.9	9.2	3.4	1.8	1.3	5.4
Phosphates	06-52-02	85.9	91.2	94.1	16.0	3.2	1.9	.1	2.6
Other agricultural chemicals	06-53	137.1	138.5	139.7	4.1	.9	1.0	-.6	.4
Plastic resins and materials	06-6	116.2	114.7	116.7	-.3	1.7	.1	.5	2.3
Synthetic rubber	07-11-02	106.1	104.6	104.5	-.2	-.1	-.9	1.2	-.2
Plastic construction products	07-21	119.0	118.9	119.7	3.6	.7	-.6	-.1	.7
Unsupported plastic film, sheet, & other shapes[2]	07-22	120.8	120.5	120.2	-1.9	-.2	0	.2	-.2
Plastic parts and components for manufacturing[2]	07-26	113.6	113.5	113.7	-.5	.2	-.1	-.3	.2
Softwood lumber	08-11	208.8	210.8	199.1	-6.2	-5.6	-6.9	-2.0	-7.3
Hardwood lumber	08-12	166.1	167.8	168.1	4.2	.2	.3	.6	.2
Millwork	08-2	160.7	163.0	162.4	2.3	-.4	-.1	-.4	-1.1
Plywood	08-3	155.5	151.3	147.7	-6.9	-2.4	-7.8	-.9	-3.5
Woodpulp[2]	09-11	98.5	102.2	106.4	0	4.1	1.7	.5	4.1
Paper	09-13	123.5	121.9	121.2	-1.9	-.6	-.2	-.4	-.4
Paperboard	09-14	130.5	131.4	134.6	3.1	2.4	.2	1.2	2.7
Paper boxes and containers	09-15-03	129.9	131.0	131.0	.5	0	.2	.4	.1
Building paper and board	09-2	137.5	140.7	142.2	5.0	1.1	-1.2	.5	.7
Commercial printing (June 1982 = 100)	09-37	135.1	135.5	135.7	.6	.1	-.1	0	.1
Foundry and forge shop products	10-15	121.9	122.8	123.2	1.7	.3	.4	0	.3
Steel mill products	10-17	111.1	112.0	111.7	4.7	-.3	.6	0	-.3
Primary nonferrous metals	10-22	93.1	102.7	103.5	3.0	.8	5.5	3.3	0
Aluminum mill shapes[2]	10-25-01	119.4	123.2	123.0	1.9	-.2	1.7	1.7	-.2
Copper and brass mill shapes	10-25-02	142.8	153.7	151.5	-2.6	-1.4	3.3	.6	-.9
Nonferrous wire and cable	10-26	131.5	135.4	135.2	1.0	-.1	2.0	.1	.3
Metal containers	10-3	110.1	108.9	108.1	-1.0	-.7	-.6	-.1	-.8
Hardware	10-4	136.2	136.7	137.0	1.6	.2	0	.1	.3
Plumbing fixtures and brass fittings	10-5	156.8	158.8	158.7	1.6	-.1	-.1	.3	-.4
Heating equipment	10-6	140.7	142.0	142.1	1.1	.1	.6	.1	.5

See footnotes at end of table.

Digitized for FRASER
http://fraser.stlouisfed.org/
Federal Reserve Bank of St. Louis

Table 2. Producer price indexes and percent changes for selected commodity groupings by stage of processing—Continued

(1982 = 100 unless otherwise indicated)

Grouping	Commodity code	Unadjusted index			Unadjusted percent change to Apr. 1994 from:		Seasonally adjusted percent change from:		
		Dec. 1993[1]	Mar. 1994[1]	Apr. 1994[1]	Apr. 1993	Mar. 1994	Jan. to Feb.	Feb. to Mar.	Mar. to Apr.
Intermediate materials less foods and feeds—Continued									
Fabricated structural metal products[2]	10-7	124.6	125.3	125.6	2.4	0.2	0.2	0.2	0.2
Fabricated ferrous wire products (June 1982 = 100)[2]	10-88	121.2	122.1	122.2	3.3	.1	.2	0	.1
Other misc. metal products	10-89	122.0	122.4	122.3	.8	-.1	.1	.4	-.2
Mechanical power transmission equipment[2]	11-45	138.2	140.2	141.1	4.3	.6	.6	.1	.6
Air conditioning and refrigeration equipment[2]	11-48	126.7	127.2	127.2	1.4	0	0	.5	0
Metal valves, ex.fluid power (Dec. 1982 = 100)	11-49-02	138.1	139.0	139.4	2.0	.3	.7	-.2	.4
Ball and roller bearings	11-49-05	143.2	144.8	145.0	2.7	.1	-.8	.8	.3
Wiring devices	11-71	139.2	140.6	140.6	1.4	0	-.1	.9	-.1
Motors, generators, motor generator sets	11-73	139.4	139.8	140.2	1.2	.3	0	.4	.1
Switchgear, switchboard, etc., equipment	11-75	135.4	136.2	136.8	1.7	.4	1.0	-.5	.6
Electronic components and accessories	11-78	117.2	117.5	117.8	-.4	.3	-.1	-.2	.2
Internal combustion engines	11-94	130.8	132.2	132.2	1.8	0	.2	-.5	.1
Machine shop products[2]	11-95	128.6	129.3	129.6	1.3	.2	.3	.2	.2
Flat glass[2]	13-11	107.5	109.1	108.7	1.5	-.4	.1	1.2	-.4
Cement	13-22	114.1	116.0	118.2	5.8	1.9	.6	.3	1.6
Concrete products	13-3	122.1	122.9	123.2	3.1	.2	.2	.3	.5
Asphalt felts and coatings	13-6	95.8	95.1	94.9	-2.1	-.2	.5	-.7	.2
Gypsum products	13-7	114.2	128.8	130.6	20.0	1.4	4.4	9.0	1.2
Glass containers	13-8	126.5	126.4	126.4	1.2	0	-.4	-.2	0
Motor vehicle parts	14-12	113.8	113.4	113.5	-.3	.1	.2	.1	.1
Aircraft engines & engine parts (Dec. 1985 = 100)[2]	14-23	128.6	130.5	130.8	2.7	.2	.8	.2	.2
Aircraft parts & aux.equip.,nec (June 1985 = 100)[2]	14-25	132.1	132.4	132.5	1.7	.1	-.1	.1	.1
Photographic supplies	15-42	125.0	126.1	126.1	1.7	0	.2	.3	-.1
Medical/surgical/personal aid devices	15-6	138.7	140.2	140.4	1.9	.1	-.2	.1	.3
Crude materials for further processing		101.0	104.8	104.4	.5	-.4	-1.3	2.8	-.5
Crude foodstuffs and feedstuffs		112.1	114.0	113.1	2.4	-.8	1.2	-1.0	-1.1
Wheat	01-21	115.2	104.8	104.0	7.5	-.8	1.0	-6.5	-.9
Corn	01-22-02-05	115.3	113.5	109.0	17.6	-4.0	-2.4	-8.2	-5.9
Slaughter cattle	01-31	109.1	114.3	115.8	-6.7	1.3	.1	-1.0	1.6
Slaughter hogs	01-32	67.0	74.4	71.0	-7.7	-4.6	4.7	-7.3	-5.6
Slaughter broilers/fryers	01-41-02	117.7	138.4	133.0	9.8	-3.9	11.8	5.3	-.5
Slaughter turkeys	01-42	124.2	105.5	112.5	6.0	6.6	6.9	-7.2	2.5
Fluid milk	01-6	98.6	98.4	99.6	7.7	1.2	.9	3.9	1.4
Soybeans	01-83-01-31	115.7	117.7	113.0	11.9	-4.0	.5	-1.6	-4.3
Cane sugar,raw	02-52-01-01	115.3	114.9	115.4	1.4	.4	.3	-.9	.2
Crude nonfood materials		90.1	94.9	94.9	-.9	0	-3.2	5.8	-.1
Raw cotton[2]	01-51-01-01	98.8	121.6	124.1	34.6	2.1	11.2	1.3	2.1
Leaf tobacco	01-92-01-01	105.5	96.3	-	([3])	([3])	4.0	-13.2	([3])
Cattle hides	04-11	183.3	178.6	191.3	4.7	7.1	-2.9	1.0	1.7
Coal[2]	05-1	97.5	96.7	95.7	1.2	-1.0	-1.5	-1.0	-1.0
Natural gas (to pipelines)[2]	05-31	85.5	93.0	88.6	12.3	-4.7	-10.4	17.9	-4.7
Crude petroleum[2]	05-61	38.9	39.6	42.6	-26.2	7.6	-3.8	4.8	7.6
Logs, timber, etc.[2]	08-5	212.4	230.3	230.8	3.7	.2	1.1	1.8	.2
Wastepaper[2]	09-12	108.1	130.9	132.4	4.5	1.1	6.4	14.4	1.1
Iron ore[2]	10-11	82.6	82.6	82.6	.1	0	0	.2	0
Iron and steel scrap	10-12	200.8	202.9	198.8	26.3	-2.0	.5	-1.7	-2.5
Nonferrous metal ores (Dec. 1983 = 100)[2]	10-21	67.3	72.5	72.0	9.3	-.7	4.1	2.1	-.7
Copper base scrap	10-23-01	122.1	138.0	138.4	-3.8	.3	5.3	1.0	.2
Aluminum base scrap	10-23-02	122.6	153.2	157.3	21.6	2.7	7.5	5.4	.9
Construction sand, gravel, and crushed stone	13-21	135.5	137.2	138.0	3.3	.6	.1	.1	.4

[1] All data are subject to revision 4 months after original publication.
[2] Not seasonally adjusted.
[3] Not available.

Digitized for FRASER
http://fraser.stlouisfed.org/
Federal Reserve Bank of St. Louis

Table 3. Producer price indexes for selected stage-of-processing groupings, seasonally adjusted

(1982=100)

Year and month	Index									
	Finished goods	Finished consumer foods	Finished consumer goods excluding foods	Capital equipment	Intermediate materials	Intermediate foods and feeds	Intermediate materials excluding foods	Crude materials	Crude foodstuffs and feedstuffs	Crude nonfood materials
1990:										
January	117.7	124.0	113.4	121.0	113.5	113.6	113.5	107.0	114.6	97.6
February	117.7	124.7	112.9	121.4	112.7	112.3	112.8	107.1	114.7	97.6
March	117.4	124.2	112.4	121.8	112.8	112.1	112.8	105.1	114.2	94.8
April	117.3	123.2	112.4	122.2	112.9	113.2	112.9	102.5	114.1	90.8
May	117.5	123.5	112.6	122.3	113.0	115.3	112.9	103.1	113.2	92.3
June	117.6	123.6	112.6	122.6	112.9	114.3	112.8	100.4	113.3	88.0
July	118.0	124.4	112.9	123.0	112.9	114.6	112.8	101.0	114.3	88.3
August	119.2	124.9	114.8	123.4	114.2	114.2	114.2	110.2	113.2	103.4
September	120.7	124.6	117.8	123.8	115.9	113.3	116.1	115.7	111.9	112.8
October	122.0	125.2	119.9	124.0	117.5	113.3	117.8	125.6	112.4	127.9
November	122.5	125.3	120.7	124.3	117.8	111.9	118.1	117.8	111.1	116.5
December	122.1	125.0	120.0	124.6	117.0	112.1	117.2	111.4	110.0	107.3
1991:										
January	122.5	124.9	120.2	125.7	116.6	110.8	116.9	113.2	108.2	110.9
February	121.8	124.6	118.9	125.9	115.8	111.8	116.0	104.3	107.9	97.9
March	121.3	124.9	117.9	126.1	114.6	112.0	114.7	100.6	108.2	92.2
April	121.4	125.2	117.8	126.2	114.2	112.0	114.3	100.2	107.5	92.0
May	121.6	124.7	118.3	126.6	114.0	110.3	114.2	100.8	105.4	94.0
June	121.4	124.9	117.8	126.7	114.0	109.8	114.2	99.1	105.5	91.5
July	121.3	124.3	117.8	126.8	113.7	108.9	114.0	99.3	104.5	92.4
August	121.4	123.2	118.5	126.9	113.9	110.9	114.1	99.2	102.7	93.0
September	121.6	123.0	118.7	127.1	114.1	111.1	114.2	98.3	104.1	91.1
October	121.9	123.4	119.2	127.4	113.9	112.1	114.0	100.6	104.4	94.3
November	122.2	123.2	119.6	127.5	114.1	112.0	114.2	100.6	103.8	94.6
December	122.0	122.8	119.4	127.8	113.9	111.6	114.1	98.4	103.2	91.6
1992:										
January	122.0	122.7	119.1	128.3	113.4	111.1	113.5	97.2	104.4	88.9
February	122.3	123.3	119.5	128.4	113.8	111.7	113.9	98.8	106.6	90.1
March	122.5	123.1	119.8	128.7	113.9	111.2	114.1	97.1	105.5	88.1
April	122.7	122.6	120.1	129.1	114.1	110.7	114.3	97.9	103.7	90.4
May	123.1	122.2	120.9	129.2	114.5	111.3	114.7	100.0	105.5	92.5
June	123.4	122.8	121.4	129.1	115.1	111.6	115.3	101.4	105.8	94.7
July	123.4	122.8	121.4	129.2	115.2	110.3	115.5	101.6	104.9	95.6
August	123.5	123.5	121.1	129.4	115.2	109.7	115.5	100.8	104.1	94.8
September	123.7	123.8	121.4	129.5	115.3	110.6	115.5	102.9	104.4	98.0
October	124.0	124.4	121.6	129.4	115.1	110.0	115.4	102.8	105.7	96.9
November	123.9	123.6	121.6	129.6	115.1	110.1	115.3	102.8	105.0	97.5
December	123.9	124.7	121.2	129.7	115.1	110.9	115.4	101.7	106.1	94.9
1993:										
January	124.3	124.5	121.8	130.4	115.4	111.3	115.7	101.7	106.2	95.0
February	124.8	124.5	122.5	130.8	115.9	110.7	116.2	101.6	106.4	94.6
March	125.1	124.7	122.9	131.0	116.3	110.2	116.6	101.8	106.6	94.9
April	125.7	126.3	123.3	131.3	116.6	111.4	116.9	103.0	108.4	95.5
May	125.7	125.8	123.3	131.3	116.3	111.5	116.5	105.2	109.3	98.6
June	125.1	125.1	122.6	131.2	116.3	110.4	116.7	103.6	105.8	98.2
July	125.1	125.0	122.5	131.6	116.3	113.1	116.5	101.5	107.4	93.8
August	124.1	125.4	120.6	131.8	116.3	113.8	116.4	100.8	108.6	92.0
September	124.3	126.1	120.5	131.9	116.3	113.3	116.4	101.5	109.1	92.8
October	124.2	125.9	120.6	131.4	116.4	114.0	116.5	103.7	107.6	97.1
November	124.3	126.9	120.3	131.8	116.6	115.3	116.7	103.4	112.7	93.5
December	124.2	127.7	119.6	132.0	116.3	116.9	116.3	101.8	113.8	90.4
1994:										
January	124.5	127.3	120.1	133.0	116.4	117.4	116.4	102.5	112.1	92.5
February	125.1	126.8	121.2	133.1	116.9	118.3	116.9	101.2	113.5	89.5
March	125.4	127.4	121.3	133.5	117.1	117.9	117.1	104.0	112.4	94.7
April	125.3	126.8	121.1	134.0	117.1	117.6	117.1	103.5	111.2	94.6

NOTE: Data for December 1993 have been revised to reflect the availability of late reports and corrections by respondents. All data are subject to revision 4 months after original publication.

Digitized for FRASER
http://fraser.stlouisfed.org/
Federal Reserve Bank of St. Louis

Table 4. Producer price indexes for the net output of major industry groups

Industry[1]	Industry code	Index base	Index			Unadjusted percent change to Apr. 1994 from —	
			Dec. 1993[2]	Mar. 1994[2]	Apr. 1994[2]	Apr. 1993	Mar. 1994
Total mining industries		12/84	72.7	76.0	75.1	-1.3	-1.2
Metal mining	10	12/84	69.5	73.7	73.6	6.8	-.1
Coal mining	12	12/85	94.0	93.2	92.3	-.6	-1.0
Oil and gas extraction	13	12/85	70.9	75.4	74.2	-2.2	-1.6
Mining and quarrying of non-metallic minerals, except fuels	14	12/84	119.2	120.2	120.9	1.9	.6
Total manufacturing industries		12/84	118.8	119.9	120.1	.3	.2
Food and kindred products	20	12/84	119.8	120.9	121.0	2.0	.1
Tobacco manufactures	21	12/84	187.4	187.7	187.7	-24.4	0
Textile mill products	22	12/84	113.5	113.0	113.1	-.4	.1
Apparel and other finished products made from fabrics and similar materials	23	12/84	119.3	119.8	119.5	.3	-.3
Lumber and wood products, except furniture	24	12/84	153.5	155.8	153.6	.7	-1.4
Furniture and fixtures	25	12/84	127.2	128.4	128.3	3.1	-.1
Paper and allied products	26	12/84	120.0	120.2	120.2	-.3	0
Printing, publishing, and allied industries.	27	12/84	146.8	148.5	148.7	2.3	.1
Chemicals and allied products	28	12/84	126.7	126.8	127.4	-.2	.5
Petroleum refining and related products	29	12/84	67.5	71.0	72.0	-11.2	1.4
Rubber and miscellaneous plastic products	30	12/84	115.9	115.7	115.8	.4	.1
Leather and leather products	31	12/84	129.3	129.6	129.9	.9	.2
Stone, clay, glass, and concrete products	32	12/84	116.6	118.0	118.4	3.0	.3
Primary metal industries	33	12/84	112.4	114.2	114.2	3.0	0
Fabricated metal products, except machinery and transportation equipment	34	12/84	118.9	119.5	119.6	1.4	.1
Machinery, except electrical	35	12/84	116.8	117.3	117.5	.6	.2
Electrical and electronic machinery, equipment, and supplies	36	12/84	112.4	112.8	113.0	1.0	.2
Transportation equipment	37	12/84	128.5	129.3	129.3	2.7	0
Measuring and controlling instruments; photographic, medical, optical goods; watches, clocks	38	12/84	121.1	121.7	122.1	1.0	.3
Miscellaneous manufacturing industries	39	12/85	122.1	122.9	123.3	1.8	.3
Services industries							
Motor freight transportation and warehousing	42	06/93	100.2	101.3	101.4	([3])	.1
United States Postal Service	43	06/89	119.8	119.8	119.8	0	0
Water transportation	44	12/92	99.1	99.1	99.2	-.9	.1
Transportation by air	45	12/92	108.2	108.5	108.1	3.4	-.4
Pipe lines, except natural gas	46	12/86	97.1	100.6	101.0	4.7	.4

[1] Indexes in this table are derived from the net-output-weighted industry price indexes shown in table 5. Because of differences in coverage and aggregation methodology, they will generally not match the movements of similarly-titled indexes which are derived from traditional commodity groupings shown in table 6.

[2] Data for December 1993 have been revised to reflect the availability of late reports and corrections by respondents. All data are subject to revision 4 months after original publication. Data are not seasonally adjusted.

[3] Not available.

Digitized for FRASER
http://fraser.stlouisfed.org/
Federal Reserve Bank of St. Louis

Table 5. Producer price indexes for the net output of selected industries and their products

Industry and product[1]	Industry code	Product code	Index base	Index			Unadjusted percent change to Apr. 1994 from —	
				Dec. 1993[2]	Mar. 1994[2]	Apr. 1994[2]	Apr. 1993	Mar. 1994
Total mining industries			12/84	72.7	76.0	75.1	-1.3	-1.2
Metal mining	10		12/84	69.5	73.7	73.6	6.8	-.1
Iron ores	101		12/84	82.0	82.0	82.0	.1	0
Iron ores	1011		12/84	82.0	82.0	82.0	.1	0
Primary products		1011-P	12/84	83.5	83.5	83.5	.1	0
Ores, Great Lakes area		1011-2	12/84	80.9	80.9	80.9	-.1	0
Pellets		1011-21	12/84	78.5	78.5	78.5	0	0
Intra-company transfers		1011-211	12/89	100.2	100.2	100.2	-.2	0
Ores, all areas, excluding Great Lakes		1011-3	12/84	94.4	94.4	94.4	4.1	0
Other ores		1011-32	12/84	121.4	121.4	121.4	0	0
Market sales		1011-322	12/89	121.4	121.4	121.4	0	0
Copper ores	102		06/88	74.9	84.9	86.4	8.0	1.8
Copper ores	1021		06/88	74.9	84.9	86.4	8.0	1.8
Primary products		1021-P	06/88	75.5	86.1	87.1	6.9	1.2
Copper concentrates, copper precipitates, and crude copper ores		1021-3	06/88	75.5	86.1	87.1	6.9	1.2
Copper concentrates		1021-302	06/88	75.1	85.6	86.9	8.5	1.5
Lead and zinc ores	103		12/85	80.5	89.7	84.7	-1.1	-5.6
Lead and zinc ores	1031		12/85	80.5	89.7	84.7	-1.1	-5.6
Primary products		1031-P	12/85	80.5	89.7	84.7	-1.1	-5.6
Lead and zinc concentrates		1031-2	12/85	80.5	89.7	84.7	-1.1	-5.6
Lead concentrates		1031-214	12/85	73.4	89.3	82.6	17.3	-7.5
Zinc concentrates		1031-215	12/85	92.2	99.5	94.6	-6.8	-4.9
Gold and silver ores	104		12/84	73.7	75.4	73.8	13.0	-2.1
Gold ores	1041		06/85	111.6	113.7	112.7	12.6	-.9
Primary products		1041-P	06/85	111.6	113.7	112.7	12.6	-.9
Gold mill bullion, including dore		1041-4	06/85	118.1	120.0	118.8	14.0	-1.0
Ferroalloy ores	106		06/93	91.0	106.7	106.3	[3]	-.4
Ferroalloy ores	1061		06/93	91.0	106.7	106.3	[3]	-.4
Primary products		1061-P	06/93	91.0	106.7	106.3	[3]	-.4
Ferroalloy ores/concentrates		1061-2	06/93	91.0	106.7	106.3	[3]	-.4
Metal mining services	108		12/85	111.0	111.1	111.4	.5	.3
Metal mining services	1081		12/85	111.0	111.1	111.4	.5	.3
Primary products		1081-P	12/85	111.4	111.4	111.7	.4	.3
Prospect and test drilling		1081-803	12/85	111.5	111.6	113.2	1.8	1.4
Other metal mining services		1081-809	12/91	104.8	104.8	104.8	.2	0
Miscellaneous metal ores	109		12/85	32.2	33.0	33.1	2.2	.3
Metal ores, n.e.c.	1099		12/85	111.1	111.9	112.6	2.0	.6
Primary products		1099-P	12/85	109.7	110.6	111.3	2.4	.6
Metal ores, n.e.c.		1099-1	12/85	109.7	110.6	111.3	2.4	.6
Other crude ores and concentrates, such as antimony, rare-earth metals, beryllium, and tin		1099-103	12/85	111.6	114.9	115.9	5.7	.9
Coal mining	12		12/85	94.0	93.2	92.3	-.6	-1.0
Bituminous coal and lignite	121		12/93	100.0	99.0	98.1	[3]	-.9
Bituminous coal and lignite	1211		12/81	97.9	97.0	96.1	-.5	-.9
Primary products		1211-P	12/81	100.4	99.7	98.5	.5	-1.2
Prepared		1211-A	12/81	96.1	96.5	95.0	-.4	-1.6
Steam electric utilities		1211-2	12/81	103.6	104.6	102.8	-.4	-1.7
North Appalachia		1211-211	12/81	100.4	98.4	98.3	1.1	-.1
Spot		1211-2118	12/81	95.1	89.6	86.2	7.8	-3.8
Surface mine		1211-21182	12/86	108.5	[3]	[3]	[3]	[3]
Contract		1211-2119	12/81	101.0	99.8	100.4	-.1	.6
Underground mine		1211-21191	12/86	88.5	86.8	86.7	-1.3	-.1
Surface mine		1211-21192	12/86	109.0	108.1	109.2	.3	1.0
South Appalachia		1211-212	12/81	91.1	92.0	90.9	.1	-1.2
Spot		1211-2128	05/82	88.3	92.2	87.1	7.7	-5.5
Underground mine		1211-21281	12/86	107.8	107.0	98.1	.3	-8.3
Contract		1211-2129	12/81	91.3	91.4	91.4	-1.1	0
Underground mine		1211-21291	12/86	97.2	96.8	97.1	-1.5	.3
Surface mine		1211-21292	12/86	85.1	85.6	85.4	-.5	-.2
Midwest		1211-213	12/81	102.2	103.2	103.6	1.5	.4
Spot		1211-2138	12/81	97.2	[3]	[3]	[3]	[3]
Surface mine		1211-21382	12/86	85.2	[3]	[3]	[3]	[3]

See footnotes at end of table.

Digitized for FRASER
http://fraser.stlouisfed.org/
Federal Reserve Bank of St. Louis

Table 5. Producer price indexes for the net output of selected industries and their products—Continued

Industry and product[1]	Industry code	Product code	Index base	Index			Unadjusted percent change to Apr. 1994 from —	
				Dec. 1993[2]	Mar. 1994[2]	Apr. 1994[2]	Apr. 1993	Mar. 1994
Bituminous coal and lignite—Continued								
Contract		1211-2139	12/81	102.8	102.7	103.1	-0.4	0.4
Underground mine		1211-21391	12/86	87.2	87.6	87.7	-6.5	.1
Surface mine		1211-21392	12/86	95.5	95.0	95.7	1.5	.7
West		1211-214	12/81	120.5	122.7	117.6	-3.7	-4.2
Spot		1211-2148	12/86	(3)	78.2	78.6	(3)	.5
Surface mine		1211-21482	12/86	(3)	72.6	72.6	(3)	0
Contract		1211-2149	12/81	121.9	124.0	118.3	-3.8	-4.6
Underground mine		1211-21491	12/86	91.8	90.7	88.6	-14.5	-2.3
Surface mine		1211-21492	12/86	106.6	110.8	103.9	-1.0	-6.2
Metallurgical/coke producer		1211-3	12/81	80.2	79.9	79.3	-2.7	-.8
Spot		1211-3168	12/86	(3)	99.8	99.8	(3)	0
Contract		1211-3169	12/86	96.9	96.5	95.7	-4.3	-.8
All other industrial		1211-4	12/81	90.8	88.1	87.3	-3.4	-.9
North Appalachia		1211-411	12/81	88.9	88.9	88.9	0	0
Spot		1211-4118	06/85	77.5	77.5	(3)	(3)	(3)
Contract		1211-4119	12/81	(3)	90.8	90.9	(3)	.1
South Appalachia		1211-412	12/81	85.3	87.0	86.8	2.4	-.2
Spot		1211-4128	12/84	84.3	86.8	85.2	3.4	-1.8
Contract		1211-4129	12/81	86.9	88.4	88.6	2.3	.2
Midwest		1211-413	12/81	103.8	92.7	90.0	-13.3	-2.9
Contract		1211-4139	12/81	101.6	89.0	86.0	-15.4	-3.4
West		1211-414	05/84	88.2	87.8	88.5	1.6	.8
Spot		1211-4148	12/86	109.2	(3)	(3)	(3)	(3)
Contract		1211-4149	05/84	(3)	87.5	88.1	(3)	.7
Residential and commercial		1211-5	12/86	(3)	93.9	92.7	(3)	-1.3
Export		1211-6	04/82	56.9	(3)	(3)	(3)	(3)
Unprepared		1211-1	12/81	105.1	103.5	103.6	-.4	.1
For preparation at other establishments		1211-101	12/81	(3)	105.5	105.6	(3)	.1
For use without preparation		1211-102	12/81	106.0	103.8	104.0	-.7	.2
Intracompany shipments		1211-8	12/86	109.6	105.6	104.9	6.7	-.7
Anthracite mining	123		12/93	100.0	100.0	98.7	(3)	-1.3
Anthracite mining	1231		12/79	161.8	161.7	159.7	.4	-1.2
Primary products		1231-P	12/79	160.8	160.8	158.8	0	-1.2
Unprepared anthracite shipped		1231-1	12/79	(3)	151.5	(3)	(3)	(3)
For preparation at other establishments		1231-114	12/93	100.0	100.0	(3)	(3)	(3)
Prepared anthracite shipped		1231-2	12/79	162.6	162.6	159.9	.1	-1.7
Mechanically cleaned by wet-washing, pneumatic, or other methods		1231-207	12/93	100.0	100.0	98.3	(3)	-1.7
Coal mining services	124		06/91	98.0	98.8	97.5	-.9	-1.3
Coal Mining Services	1241		06/85	105.4	106.3	104.9	-.9	-1.3
Primary services		1241-P	06/85	105.3	106.2	104.7	-1.0	-1.4
Exploration and development work		1241-1	06/85	110.1	110.1	110.1	0	0
Drilling		1241-12	06/85	109.7	110.2	110.2	.5	0
Production work not for own account		1241-2	06/85	110.5	112.4	109.7	-1.9	-2.4
Strip mining coal		1241-211	06/85	110.8	112.8	109.8	-2.1	-2.7
Other coal mining services		1241-3						
Other coal mining services		1241-301	06/85	76.7	76.7	76.2	.1	-.7
Oil and gas extraction	13		12/85	70.9	75.4	74.2	-2.2	-1.6
Crude petroleum and natural gas	131		06/84	60.9	64.8	64.4	-5.8	-.6
Crude petroleum and natural gas	1311		06/84	60.9	64.8	64.4	-5.8	-.6
Primary products		1311-P	06/84	60.9	64.7	64.4	-5.8	-.5
Crude petroleum		1311-1	06/84	42.4	43.2	46.4	-26.1	7.4
Natural gas		1311-5	06/84	80.3	87.4	83.3	12.3	-4.7
Sales to interstate pipelines		1311-53201	06/84	76.6	84.4	78.3	15.0	-7.2
Sales to intrastate pipelines		1311-53202	06/84	91.6	96.5	98.4	6.0	2.0
Natural gas liquids	132		06/84	75.9	81.2	77.8	6.4	-4.2
Natural gas liquids	1321		06/84	75.9	81.2	77.8	6.4	-4.2
Primary products		1321-P	06/84	75.8	81.2	77.8	6.6	-4.2
Natural gas liquids		1321-2	06/84	58.6	57.4	56.7	-17.1	-1.2
Plant condensate		1321-211	06/84	44.4	41.2	(3)	(3)	(3)
Ethane		1321-215	06/84	64.1	71.4	69.7	-13.8	-2.4
Natural gasoline		1321-222	06/84	53.5	52.9	53.2	-15.3	.6
Propane		1321-231	06/84	65.7	63.4	62.9	-8.0	-.8
Butane		1321-232	06/84	53.9	47.4	46.8	-26.8	-1.3
Gas mixtures		1321-234	06/84	49.9	55.2	52.8	-25.0	-4.3
Other natural gas liquids		1321-298	06/84	55.6	54.5	53.5	-32.4	-1.8
Oil and gas field services	138		12/85	103.4	103.8	103.1	3.3	-.7
Drilling oil and gas wells	1381		12/85	104.2	104.4	102.4	4.6	-1.9
Primary products		1381-P	12/85	103.8	104.1	102.1	4.6	-1.9

See footnotes at end of table.

Digitized for FRASER
http://fraser.stlouisfed.org/
Federal Reserve Bank of St. Louis

Table 5. Producer price indexes for the net output of selected industries and their products—Continued

Industry and product[1]	Industry code	Product code	Index base	Index			Unadjusted percent change to Apr. 1994 from —	
				Dec. 1993[2]	Mar. 1994[2]	Apr. 1994[2]	Apr. 1993	Mar. 1994
Drilling oil and gas wells—Continued								
Offshore drilling		1381-7	12/85	143.2	143.7	132.3	12.1	-7.9
Drilling oil, gas, dry, and service wells		1381-701	12/85	140.7	139.7	129.5	14.4	-7.3
Reworking wells		1381-704	12/92	156.1	163.9	146.8	(3)	-10.4
Onshore drilling		1381-9	12/85	91.3	91.5	92.8	1.3	1.4
Drilling oil, gas, dry, and service wells		1381-901	12/85	90.5	90.9	92.4	1.3	1.7
Oil and gas exploration services	1382		12/85	95.1	103.2	100.6	12.9	-2.5
Primary products		1382-P	12/85	93.5	101.4	98.9	13.0	-2.5
Geophysical exploration		1382-801	12/85	95.4	103.4	101.4	14.3	-1.9
Land		1382-80101	12/85	105.7	116.4	115.6	19.7	-.7
Marine		1382-80102	12/85	71.8	71.9	65.6	-9.3	-8.8
Oil and gas field services, n.e.c.	1389		12/85	105.9	104.7	105.3	.8	.6
Primary products		1389-P	12/85	106.0	104.7	105.4	.9	.7
Offshore field services, n.e.c.		1389-7	12/85	122.3	(3)	122.3	7.1	(3)
Other oil and gas field services		1389-736	12/85	106.7	(3)	106.7	7.7	(3)
Onshore field services, n.e.c.		1389-9	12/85	103.5	102.2	102.9	.4	.7
Cementing wells		1389-901	12/85	115.2	111.8	(3)	(3)	(3)
Acidizing and other chemical treatment of wells, excluding hydraulic fracturing		1389-902	12/85	139.2	138.7	143.1	4.5	3.2
Well surveying and well logging		1389-904	12/85	91.3	84.0	82.5	-6.1	-1.8
Hydraulic fracturing		1389-911	12/85	107.3	107.2	108.8	-7.1	1.5
Running, cutting, and pulling casing, tubes and rods		1389-914	12/85	104.7	104.7	104.7	0	0
Installing production equipment, such as wellhead fittings, pumps, and engines		1389-915	12/85	103.1	(3)	103.1	0	(3)
Other oil and gas field services		1389-936	12/85	105.3	105.1	105.3	2.5	.2
Secondary products and miscellaneous receipts		1389-SM						
Secondary products		1389-S	12/85	102.1	102.1	102.1	0	0
Mining and quarrying of non-metallic minerals, except fuels	14		12/84	119.2	120.2	120.9	1.9	.6
Dimension stone	141		06/85	120.1	120.4	120.9	.4	.4
Dimension stone	1411		06/85	120.1	120.4	120.9	.4	.4
Primary products		1411-P	06/85	120.5	120.7	121.0	.3	.2
Rough dimension limestone		1411-101	06/85	136.7	137.6	137.6	.7	0
Rough dimension granite		1411-501	06/85	115.1	115.1	115.7	.5	.5
Other rough dimension stone		1411-901	06/85	115.5	115.5	115.5	-.4	0
Secondary products and miscellaneous receipts		1411-SM						
Secondary products		1411-S	06/89	103.8	104.9	108.5	.8	3.4
Crushed and broken stone, including riprap	142		12/84	124.2	125.8	126.7	2.8	.7
Crushed and broken limestone	1422		12/83	126.1	127.8	127.2	1.0	-.5
Primary products		1422-P	12/83	127.3	129.1	128.4	1.0	-.5
North Central region		1422-1	06/89	110.7	112.0	112.5	1.7	.4
East North Central division		1422-112	12/83	126.7	127.1	127.6	.9	.4
West North Central division		1422-113	12/83	133.6	137.0	137.6	2.9	.4
Other regions		1422-2	12/83	127.7	129.6	128.5	.8	-.8
South region		1422-21	06/89	106.1	108.1	106.7	.8	-1.3
South Atlantic division		1422-211	06/89	104.4	105.7	104.8	1.8	-.9
East South Central division		1422-212	06/89	107.5	108.5	108.9	1.9	.4
West South Central division		1422-213	06/89	108.8	113.2	109.3	-2.5	-3.4
Northeast region		1422-22	06/89	106.9	108.2	108.2	1.5	0
Secondary products and miscellaneous receipts		1422-SM						
Secondary products		1422-S	12/83	107.8	107.8	107.8	2.3	0
Crushed and broken granite, n.e.c.	1423		12/83	144.9	147.2	152.8	6.2	3.8
Primary products		1423-P	12/83	145.0	147.4	153.0	6.2	3.8
Granite and related rocks		1423-111						
South Atlantic region		1423-11101	12/83	153.2	156.0	163.1	7.3	4.6
Other regions		1423-11102	12/83	117.4	117.9	118.1	.7	.2
Crushed and broken stone, n.e.c.	1429		12/83	125.6	126.5	127.9	4.9	1.1
Primary products		1429-P	12/83	125.8	126.4	127.9	4.8	1.2
Traprock		1429-11111	12/83	118.5	119.0	119.1	2.6	.1
Sandstone		1429-11112	12/83	122.0	122.7	131.1	18.9	6.8
Other, (slate, volcanic rock, etc.)		1429-11114	12/83	148.4	149.9	149.6	1.6	-.2
Secondary products and miscellaneous receipts		1429-SM						
Secondary products		1429-S	12/83	123.6	129.4	129.5	7.4	.1
Sand and gravel	144		12/84	131.9	133.3	134.0	4.4	.5
Construction sand and gravel	1442		06/82	140.2	141.8	142.8	5.0	.7
Primary products		1442-P	06/82	141.2	142.7	143.9	5.3	.8
Construction sand		1442-3	06/82	143.9	147.3	148.3	5.5	.7
Northeastern Region		1442-3A	06/82	148.2	148.3	149.8	1.4	1.0
New England		1442-31	06/82	179.2	179.2	183.3	3.2	2.3
Mid-Atlantic		1442-32	06/82	138.8	139.0	138.9	.1	-.1

See footnotes at end of table.

Digitized for FRASER
http://fraser.stlouisfed.org/
Federal Reserve Bank of St. Louis

Table 5. Producer price indexes for the net output of selected industries and their products—Continued

Industry and product[1]	Industry code	Product code	Index base	Index			Unadjusted percent change to Apr. 1994 from —	
				Dec. 1993[2]	Mar. 1994[2]	Apr. 1994[2]	Apr. 1993	Mar. 1994
Construction sand and gravel—Continued								
North Central Region		1442-3B	06/82	134.5	140.4	138.6	6.3	-1.3
East North Central		1442-33	06/82	135.1	138.0	138.0	2.5	0
West North Central		1442-34	06/82	132.7	144.1	139.1	14.4	-3.5
Southern Region		1442-3C	06/82	137.6	145.3	145.5	5.9	.1
South Atlantic		1442-35	06/82	146.0	148.9	148.7	2.2	-.1
East South Central		1442-36	06/82	103.7	134.7	134.3	29.6	-.3
West South Central		1442-37	06/82	130.9	132.3	133.0	1.6	.5
Western Region		1442-3D	06/82	156.9	157.2	160.2	6.2	1.9
Mountain		1442-38	06/82	108.0	108.0	108.0	16.8	0
Pacific		1442-39	06/82	168.1	168.5	172.9	2.9	2.6
Construction gravel		1442-5	06/82	139.0	138.8	140.1	4.9	.9
Northeastern Region		1442-5A	06/82	144.1	145.1	145.4	1.2	.2
New England		1442-51	06/82	165.9	165.9	166.9	1.0	.6
Mid-Atlantic		1442-52	06/82	128.9	130.5	130.4	1.3	-.1
North Central Region		1442-5B	06/82	139.8	140.8	140.8	1.1	0
East North Central		1442-53	06/82	145.6	147.0	147.0	1.1	0
West North Central		1442-54	06/82	125.9	125.9	125.9	1.2	0
Southern Region		1442-5C	06/82	133.3	129.8	133.0	-.2	2.5
South Atlantic		1442-55	06/82	145.6	148.4	148.4	1.9	0
East South Central		1442-56	06/82	110.6	114.4	114.4	3.5	0
West South Central		1442-57	06/82	133.2	122.7	129.3	-2.9	5.4
Western Region		1442-5D	06/82	135.3	136.3	137.4	12.9	.8
Mountain		1442-58	06/82	147.1	148.1	148.8	29.6	.5
Pacific		1442-59	06/82	127.5	128.4	129.7	4.1	1.0
Secondary products and miscellaneous receipts		1442-SM						
Miscellaneous receipts		1442-M	06/82	156.1	157.3	157.3	.8	0
Contract work and other miscellaneous receipts		1442-XY9	06/82	142.0	143.0	143.0	.7	0
Secondary products		1442-S	06/82	110.4	114.4	113.1	2.5	-1.1
Industrial sand	1446		06/82	129.6	130.1	129.8	.4	-.2
Primary products		1446-P	06/82	129.4	129.8	129.6	.5	-.2
Glass sand		1446-1	06/82	130.1	130.9	130.3	.2	-.5
Molding sand		1446-5	06/82	145.0	145.0	145.0	1.3	0
Other industrial sand, n.e.c.		1446-9	06/82	116.8	117.0	117.0	.3	0
Abrasive sand, including blast sand		1446-90101	06/82	138.9	139.5	139.4	1.4	-.1
Other industrial sand, n.e.c.		1446-90109	06/82	139.0	139.1	139.1	.1	0
Clay, ceramic, and refractory minerals	145		12/84	112.7	112.9	113.5	.7	.5
Kaolin and ball clay	1455		06/84	111.8	112.0	112.9	.1	.8
Primary products		1455-P	06/84	111.8	111.9	112.9	.2	.9
Prepared kaolin and ball clay		1455-201	06/84	111.6	111.8	112.8	.2	.9
Secondary products		1455-S	08/84	115.8	115.8	115.8	0	0
Clay and related minerals, n. e. c	1459		06/84	127.2	127.5	127.4	1.5	-.1
Primary products		1459-P	06/84	127.0	127.3	127.2	1.5	-.1
Bentonite		1459-1	06/84	103.1	103.2	103.1	.2	-.1
Prepared bentonite		1459-113	06/84	103.2	103.3	103.2	.2	-.1
Fire clay		1459-2	12/84	104.3	104.3	104.3	0	0
Crude fire clay		1459-212	12/84	126.9	126.9	126.9	0	0
Prepared fire clay		1459-213	06/90	105.4	105.4	105.4	0	0
Feldspar		1459-6	06/84	125.5	126.4	126.4	1.9	0
Common clay and shale		1459-7	06/84	127.4	127.6	127.6	.2	0
Crude		1459-711	06/84	131.7	131.6	131.6	.2	0
Prepared		1459-721	06/84	126.8	127.0	127.0	.2	0
Other clay and related minerals		1459-9	06/84	126.5	126.9	126.9	5.0	0
Prepared		1459-921	06/84	126.9	127.4	127.4	5.5	0
Secondary products and miscellaneous receipts		1459-SM						
Secondary products		1459-S	06/84	127.6	129.8	129.8	1.7	0
Chemical and fertilizer mineral mining	147		12/84	102.5	102.5	103.2	-1.2	.7
Potash, soda, and borate minerals	1474		12/84	114.8	113.5	115.1	-.3	1.4
Primary products		1474-P	12/84	114.7	113.4	114.9	-.3	1.3
Processed or refined potassium salts		1474-201	12/84	116.3	113.3	114.7	.1	1.2
Natural sodium carbonates		1474-301	12/84	114.5	113.3	113.8	-4.0	.4
Natural sodium sulfate		1474-303	04/85	97.0	101.8	101.6	-.3	-.2
Boron compounds		1474-402	12/84	118.3	117.3	120.4	4.8	2.6
Phosphate rock	1475		12/82	95.3	96.7	95.9	-.4	-.8
Primary products		1475-P	12/82	95.6	96.9	96.1	-.4	-.8
Processed phosphate rock		1475-2	12/82	95.6	96.9	96.1	-.4	-.8
Washed or concentrated phosphate rock		1475-201	12/82	88.8	88.4	([3])	([3])	([3])
Dried phosphate rock		1475-206	12/82	104.8	108.9	([3])	([3])	([3])
66% and up to but not including 70% BPL		1475-20602	12/82	88.7	93.5	([3])	([3])	([3])
Chemical and fertilizer mineral mining, n.e.c.	1479		12/89	90.3	90.4	92.0	-4.0	1.8
Primary products		1479-P	12/89	87.5	87.5	89.3	-4.4	2.1
Barite		1479-1	12/84	93.4	95.3	95.3	4.8	0

See footnotes at end of table.

Digitized for FRASER
http://fraser.stlouisfed.org/
Federal Reserve Bank of St. Louis

Table 5. Producer price indexes for the net output of selected industries and their products—Continued

Industry and product[1]	Industry code	Product code	Index base	Index			Unadjusted percent change to Apr. 1994 from —	
				Dec. 1993[2]	Mar. 1994[2]	Apr. 1994[2]	Apr. 1993	Mar. 1994
Chemical and fertilizer mineral mining, n.e.c.—Continued								
Prepared barite		1479-122	12/84	88.0	89.7	89.7	4.8	0
Rock salt		1479-3	12/84	142.2	146.0	145.2	1.8	-.5
Northern region rock salt		1479-333	12/84	133.9	143.1	141.1	([3])	-1.4
Sulfur		1479-4	12/84	44.4	([3])	([3])	([3])	([3])
Chemical and fertilizer mineral mining, n.e.c.		1479-9	12/89	113.3	113.3	113.3	0	0
Non-metallic minerals (except fuels) services	148		06/85	97.6	97.8	98.0	-.1	.2
Non-metallic minerals (except fuels) services	1481		06/85	97.6	97.8	98.0	-.1	.2
Primary products		1481-P	06/85	96.6	96.9	97.1	-.1	.2
Drilling		1481-803	06/85	109.1	109.4	109.7	-.3	.3
Other drilling including blasting		1481-80302	06/85	110.0	110.4	110.7	.6	.3
Miscellaneous nonmetallic minerals, except fuels	149		12/84	131.5	132.0	132.2	.8	.2
Miscellaneous nonmetallic minerals	1499		06/85	122.6	123.0	123.2	.7	.2
Primary products		1499-P	06/85	123.0	123.4	123.5	.7	.1
Pumice and pumicite		1499-3	06/91	103.7	([3])	107.9	7.3	([3])
Peat		1499-5	06/85	115.7	115.7	115.7	-3.7	0
Talc, soapstone, and pyrophyllite		1499-8	07/91	107.2	108.2	109.0	1.9	.7
Processed		1499-822	07/91	107.2	108.2	109.0	1.9	.7
Other nonmetallic minerals		1499-9	06/91	103.6	103.8	103.9	1.2	.1
Shell, crushed or broken		1499-907	06/91	103.3	103.3	103.3	0	0
Other nonmetallic minerals n.e.c.		1499-998	06/85	127.7	128.1	128.3	1.7	.2
Secondary products and miscellaneous receipts		1499-SM						
Secondary products		1499-S	06/85	113.1	115.0	115.0	1.7	0
Total manufacturing industries			12/84	118.8	119.9	120.1	.3	.2
Food and kindred products	20		12/84	119.8	120.9	121.0	2.0	.1
Meat products	201		12/84	110.9	114.2	114.8	-.9	.5
Meat packing plants	2011		12/80	108.5	113.3	113.6	-3.4	.3
Primary products		2011-P	12/80	108.4	113.8	114.1	-3.6	.3
Miscellaneous byproducts of meatpacking plants, except sausage casings		2011-C	12/80	88.6	93.3	92.4	2.7	-1.0
Edible tallow and stearin		2011-C41	12/80	81.5	85.9	85.1	2.8	-.9
Beef, not canned or made into sausage		2011-1	12/80	104.2	108.8	110.2	-5.9	1.3
Whole carcass beef		2011-112	12/80	110.4	115.6	119.1	-4.3	3.0
USDA choice beef carcasses		2011-11202	12/80	111.7	114.8	117.6	-4.7	2.4
Other USDA graded and ungraded beef carcasses		2011-11205	12/88	98.4	105.9	110.0	-3.8	3.9
Primal and fabricated beef cuts		2011-117	12/80	95.7	99.9	98.2	-7.8	-1.7
Boneless beef, including hamburger		2011-131	12/80	89.0	93.8	96.5	-4.5	2.9
Variety meats (edible organs)		2011-151	12/80	67.6	62.3	62.2	-21.1	-.2
Pork, fresh and frozen		2011-4	12/80	105.2	116.9	113.7	-3.6	-2.7
Primal and fabricated cuts (incl trimmings)		2011-417	12/80	101.9	115.2	111.9	-3.0	-2.9
Pork, processed or cured (not canned or made into sausage)		2011-6	12/80	115.2	118.6	117.8	5.7	-.7
Hams and picnics, except canned		2011-631	12/80	112.9	110.3	108.4	1.1	-1.7
Sliced bacon		2011-641	12/80	122.3	134.2	134.8	11.6	.4
Sausage and similar products (not canned)		2011-7	12/80	112.5	115.2	114.9	-1.3	-.3
Fresh sausage		2011-711	12/80	128.4	137.0	132.4	-2.3	-3.4
Frankfurters or wieners		2011-721	12/80	106.0	106.4	106.7	-3.6	.3
Other sausage, smoked or cooked		2011-735	12/80	107.3	109.2	110.1	-.6	.8
Hides, skins, and pelts		2011-9	12/80	159.5	155.4	166.5	4.8	7.1
Cattle hides, except kip		2011-912	12/80	160.9	156.8	168.0	4.7	7.1
Other hides, skins, and pelts, except kip		2011-997	12/80	79.3	80.8	83.3	9.3	3.1
Secondary products and miscellaneous receipts		2011-SM						
Secondary products		2011-S	12/80	87.3	90.1	90.3	2.0	.2
Sausages and other prepared meats	2013		12/82	109.7	110.1	110.2	-.7	.1
Primary products		2013-P	12/82	108.2	108.5	108.4	-.1	-.1
Portion control and miscellaneous processed, frozen, or cooked meats		2013-B	12/82	122.6	123.1	123.2	-1.8	.1
Frozen ground meat patties		2013-B11	12/88	105.7	108.2	107.5	-2.8	-.6
Frozen portion control other than ground meat patties		2013-B13	12/88	113.5	110.8	112.0	-1.9	1.1
Miscellaneous processed, frozen, or cooked meats		2013-B19	12/88	114.6	115.2	115.2	-1.1	0
Pork, processed or cured, including frozen (not canned or made into sausage)		2013-6	12/82	86.9	85.7	85.3	2.5	-.5
Hams and picnics, except canned		2013-631	12/82	99.9	95.8	94.6	-.7	-1.3
Sliced bacon		2013-641	12/82	74.6	77.0	77.2	7.7	.3
Other smoked pork		2013-652	12/88	109.7	111.2	110.6	2.7	-.5
Boiled ham, barbecued pork, and other cooked pork, except canned meats and sausage		2013-661	12/82	85.5	84.2	83.6	-2.2	-.7
Sausages and similar products (not canned)		2013-7	12/82	113.4	114.4	114.2	-.9	-.2
Fresh sausage, pork sausage, breakfast links, etc.		2013-711	12/82	110.0	115.6	116.1	-.7	.4
Dry and semidry sausage (salami, cervelat, summer sausage, pepperoni, pork roll, etc.)		2013-717	12/82	112.8	112.3	112.3	.8	0
Frankfurters and wieners		2013-721	12/82	112.6	111.5	110.0	-3.0	-1.3

See footnotes at end of table.

Digitized for FRASER
http://fraser.stlouisfed.org/
Federal Reserve Bank of St. Louis

Table 5. Producer price indexes for the net output of selected industries and their products—Continued

Industry and product[1]	Industry code	Product code	Index base	Index			Unadjusted percent change to Apr. 1994 from —	
				Dec. 1993[2]	Mar. 1994[2]	Apr. 1994[2]	Apr. 1993	Mar. 1994
Sausages and other prepared meats—Continued								
Other sausage, smoked or cooked (bologna, liverwurst, Polish sausage, luncheon meats, etc.)		2013-735	12/82	115.5	115.8	116.2	-0.1	0.3
Canned meats (except dog and cat food) containing 20-percent or more meat		2013-8	12/82	110.2	111.8	111.8	1.5	0
Other canned meats		2013-898	12/82	114.3	115.9	115.9	1.5	0
Secondary products and miscellaneous receipts		2013-SM						
Miscellaneous receipts		2013-M	12/82	114.9	116.7	118.7	-3.8	1.7
Resales		2013-Z89	12/82	113.8	115.5	117.5	-3.8	1.7
Secondary products		2013-S	12/82	122.3	120.5	120.5	-2.4	0
Poultry slaughtering and processing	2015		12/81	119.6	122.9	124.0	6.5	.9
Primary poducts		2015-P	12/81	119.9	123.3	124.4	6.7	.9
Young chickens		2015-1	12/81	118.9	125.2	125.7	9.6	.4
Broilers/fryers		2015-13	12/90	109.1	114.8	115.4	9.6	.5
Wet ice pack broilers		2015-133	12/81	122.4	130.5	131.5	11.3	.8
Grade A bulk whole broilers		2015-13301	12/81	114.6	125.6	126.7	7.9	.9
Other wet ice pack broilers		2015-13398	12/81	126.9	134.4	135.4	12.1	.7
Dry ice (CO_2) pack broilers		2015-134	12/81	126.0	137.2	135.9	16.3	-.9
Tray pack broilers (consumer packaged)		2015-136	12/81	101.5	103.4	102.3	2.8	-1.1
Other broilers (incl. frozen, whole and parts)		2015-139	12/81	122.3	121.9	126.5	8.3	3.8
Turkeys		2015-3	12/81	116.4	115.7	120.0	10.8	3.7
Young turkeys		2015-323	12/81	118.2	117.6	121.9	10.7	3.7
Hens, Grade A whole		2015-32301	12/81	120.4	106.5	107.0	5.6	.5
Toms, Grade A whole		2015-32302	12/81	120.0	109.2	109.7	2.0	.5
Other young turkeys (parts, ground turkey)		2015-32398	12/81	132.2	134.6	140.5	12.2	4.4
Other poultry and small game (incl. hens/fowl)		2015-4	12/90	103.2	94.6	96.9	-15.6	2.4
Chickens: hens/fowl (breeders/egg producers)		2015-411	12/81	158.0	141.5	147.0	-17.8	3.9
Processed poultry and small game		2015-5	12/81	127.3	126.0	126.1	1.1	.1
Poultry, cooked or smoked		2015-52	12/90	100.0	98.8	98.7	.6	-.1
Turkey, cooked or smoked		2015-521	12/81	131.0	127.5	127.5	1.0	0
Chicken, cooked or smoked		2015-523	12/81	115.9	115.5	115.2	.4	-.3
Poultry frankfurters, weiners		2015-533	12/90	100.0	96.4	97.7	-1.1	1.3
Poultry luncheon meats		2015-534	12/90	109.8	110.4	110.9	3.4	.5
Liquid, dried and frozen eggs		2015-9	12/81	96.5	97.8	102.7	-3.0	5.0
Liquid or frozen eggs		2015-95	12/90	83.2	83.9	91.0	-3.1	8.5
Liquid or frozen egg whites		2015-951	12/81	199.0	199.1	199.2	-.4	.1
Secondary products		2015-S	12/81	129.9	129.7	129.7	2.0	0
Dairy products	202		12/84	116.7	116.7	117.2	3.9	.4
Creamery butter	2021		06/84	65.9	62.8	63.6	-2.0	1.3
Primary products		2021-P	06/84	53.6	49.4	49.5	-9.8	.2
Creamery butter		2021-1	06/84	53.6	49.4	49.5	-9.8	.2
Bulk butter (over 3 pounds)		2021-113	06/84	51.2	47.6	47.7	-10.8	.2
Consumer butter (3 pounds or less)		2021-115	06/84	57.3	52.3	52.4	-9.0	.2
Secondary products and miscellaneous receipts		2021-SM						
Secondary products		2021-S	06/84	104.6	103.7	106.6	9.3	2.8
Other secondary products		2021-SS	06/84	78.5	78.5	78.5	0	0
Dry, condensed, and evaporated milk		2023-S	06/84	101.7	100.6	104.4	12.6	3.8
Natural and processed cheese	2022		06/81	112.3	112.5	113.9	3.5	1.2
Primary products		2022-P	06/81	115.9	116.8	118.3	2.3	1.3
Natural cheese, except cottage cheese		2022-1	06/81	108.5	110.0	111.6	1.5	1.5
American-type cheese		2022-102	06/81	104.9	106.9	108.9	.3	1.9
Cheddar cheese		2022-10201	06/81	106.8	109.2	111.6	1.1	2.2
Other American-type cheese		2022-10211	06/81	98.8	99.3	99.7	-2.9	.4
Italian-type cheese		2022-103	06/81	112.4	113.2	114.8	3.7	1.4
Mozzarella cheese		2022-10301	06/81	113.5	115.0	116.8	3.5	1.6
Other Italian-type cheese		2022-10311	06/81	110.8	110.5	111.6	3.7	1.0
Swiss cheese		2022-105	06/81	122.9	122.8	122.8	.5	0
Cream and neufchatel cheese		2022-107	06/81	113.1	115.2	112.4	-1.1	-2.4
Other natural cheese, except cottage		2022-111	06/81	116.6	117.5	120.6	6.3	2.6
Processed cheese and related products		2022-2	06/81	127.5	127.3	128.7	4.1	1.1
Processed cheese		2022-211	06/81	122.1	121.7	123.8	4.6	1.7
Cheese food		2022-213	06/81	144.6	143.7	144.4	5.0	.5
Cheese spread		2022-215	06/81	125.2	127.1	126.2	1.7	-.7
Other related processed cheese products		2022-219	06/81	112.5	115.3	115.3	-1.6	0
Secondary products and miscellaneous reciepts		2022-SM						
Miscellaneous receipts		2022-M	06/81	113.5	112.7	113.8	7.6	1.0
Resales		2022-Z89	06/81	113.8	113.0	114.1	7.5	1.0
Secondary products		2022-S	06/81	83.4	81.9	82.9	7.9	1.2
Other secondary products		2022-SSS	06/81	129.2	128.9	128.9	.5	0
Condensed and evaporated milk		2023-S	06/81	88.6	86.6	90.0	22.6	3.9
Fluid milk		2026-S	06/81	74.3	72.7	73.1	5.2	.6
Dry, condensed, and evaporated milk products	2023		12/83	130.8	133.2	133.8	4.7	.5
Primary products		2023-P	12/83	145.5	148.0	148.9	4.9	.6
Dry milk products, except substitutes		2023-5	12/83	138.4	139.7	140.1	4.3	.3

See footnotes at end of table.

Digitized for FRASER
http://fraser.stlouisfed.org/
Federal Reserve Bank of St. Louis

Table 5. Producer price indexes for the net output of selected industries and their products—Continued

Industry and product[1]	Industry code	Product code	Index base	Index			Unadjusted percent change to Apr. 1994 from —	
				Dec. 1993[2]	Mar. 1994[2]	Apr. 1994[2]	Apr. 1993	Mar. 1994
Dry, condensed, and evaporated milk products—Continued								
Dry milk products, except substitutes, shipped in consumer-type packages (3 lbs. or less)		2023-5A	06/92	106.2	110.8	111.2	9.2	0.4
Dry milk products, except substitutes, shipped in bulk (more than 3 lbs.)		2023-5B	06/92	99.5	97.9	98.3	1.0	.4
Dry whole milk (food grade) shipped in bulk (more than 3 lbs.)		2023-542	12/83	102.3	100.3	102.0	1.2	1.7
Nonfat dry milk (food grade) shipped in bulk (more than 3 lbs.)		2023-543	12/83	115.0	116.1	116.3	0	.2
Dry whey (food grade) shipped in bulk (more than 3 lbs.)		2023-545	12/83	143.6	131.0	131.5	[3]	.4
Other food grade dry milk products shipped in bulk (more than 3 lbs.)		2023-549	12/83	132.8	130.0	130.0	.1	0
Feed grade dry milk products shipped in bulk (more than 3 lbs.)		2023-551	12/83	173.3	164.8	164.7	5.0	-.1
Canned milk products (consumer-type cans), except substitutes		2023-6	12/83	163.4	169.2	169.0	3.3	-.1
Evaporated milk, consumer-type cans		2023-612	12/83	119.5	120.2	119.8	.3	-.3
Concentrated milk products, shipped in bulk, except substitutes		2023-7	12/83	136.5	138.4	143.2	13.2	3.5
All other food grade concentrated milk products, shipped in bulk		2023-719	12/83	136.4	138.3	143.1	13.2	3.5
Dairy product substitutes		2023-9	06/92	103.5	105.1	105.1	2.4	0
Dry coffee whiteners, nondairy base		2023-921	06/92	100.9	100.3	100.3	-.6	0
Secondary products and miscellaneous receipts		2023-SM						
Miscellaneous receipts		2023-M	12/83	115.4	118.5	117.7	4.0	-.7
Resales		2023-Z89	12/83	114.1	117.1	116.3	4.0	-.7
Secondary products		2023-S	12/83	84.5	85.6	86.0	4.4	.5
Creamery butter		2021-S	12/83	55.7	49.1	49.8	-13.1	1.4
Other secondary products		2023-SS	12/83	149.4	[3]	162.5	7.5	[3]
Fluid milk		2026-S	12/83	85.8	86.8	86.2	9.7	-.7
Ice cream and frozen desserts	2024		06/83	125.2	125.4	125.6	1.0	.2
Primary products		2024-P	06/83	125.9	126.1	126.3	.8	.2
Ice cream and ices		2024-1	06/83	125.9	126.1	126.3	.8	.2
Bulk ice cream and custard (3 gallons or more)		2024-114	06/83	136.8	137.4	137.4	.2	0
Consumer-size ice cream and custard (16 oz. to less than 3 gallons)		2024-115	06/83	119.4	119.6	119.9	1.2	.3
Superpremium and premium		2024-11502	06/92	102.0	102.3	103.2	2.3	.9
Regular and economy		2024-11503	06/92	101.0	101.0	100.9	.5	-.1
Novelty forms (ice cream and custard)		2024-117	06/92	102.1	102.1	102.3	.7	.2
Water ices		2024-151	06/83	128.6	128.9	128.0	1.9	-.7
Consumer-size ice milk (16 oz. to less than 3 gallons)		2024-184	06/83	129.2	129.2	129.2	-.8	0
Superpremium and premium		2024-18401	06/92	95.4	95.4	95.4	-3.3	0
Regular and economy		2024-18402	06/92	133.1	133.1	133.1	0	0
Consumer-size sherbet (16 oz. to less than 3 gallons)		2024-196	06/83	116.2	116.4	116.4	.2	0
Other frozen dairy desserts		2024-197	04/90	102.0	100.4	100.9	-.2	.5
Frozen yogurt		2024-19701	06/92	101.6	102.0	102.9	2.2	.9
Secondary products and miscellaneous receipts		2024-SM						
Miscellaneous receipts		2024-M	06/83	121.1	121.1	121.7	1.3	.5
Resales		2024-Z89	06/83	121.1	121.1	121.7	1.3	.5
Secondary products		2024-S	06/83	122.5	122.5	122.5	4.2	0
Other secondary products		2024-SS	06/83	118.0	116.2	116.4	4.1	.2
Fluid milk		2026-S	06/92	104.4	105.0	105.0	7.6	0
Fluid milk	2026		12/82	124.7	124.0	124.1	4.8	.1
Primary products		2026-P	12/82	122.2	121.7	121.7	5.5	0
Bulk fluid milk and cream		2026-1	12/91	92.3	86.1	87.3	3.4	1.4
Packaged fluid milk and related products		2026-2	12/82	126.6	127.3	127.0	5.7	-.2
Fluid whole milk, packaged (including U.H.T.)		2026-212	12/82	122.6	122.4	122.0	3.9	-.3
Fluid whole milk, packaged, Northeast region		2026-21201	12/82	125.7	125.9	125.9	7.3	0
Fluid whole milk, packaged, North Central region		2026-21202	12/82	116.2	117.1	115.7	6.4	-1.2
Fluid whole milk, packaged, Southern region		2026-21203	12/82	121.5	120.0	119.8	-1.2	-.2
Fluid whole milk, packaged, Western region		2026-21204	12/82	137.3	139.7	139.2	9.7	-.4
Lowfat milk, 0.5 - 2.0% butterfat, packaged (including U.H.T.)		2026-223	12/82	136.6	138.8	138.4	8.2	-.3
Lowfat milk, packaged, Northeast region		2026-22301	12/91	103.4	104.6	104.6	8.8	0
Lowfat milk, packaged, North Central region		2026-22302	12/91	104.8	106.5	105.8	9.0	-.7
Lowfat milk, packaged, Southern region		2026-22303	12/91	103.7	105.0	105.0	5.4	0
Lowfat milk, packaged, Western region		2026-22304	12/91	108.5	111.3	111.2	10.9	-.1
Skim milk, packaged (including U.H.T.)		2026-225	12/82	145.2	149.7	149.1	9.7	-.4
Sour cream, unflavored		2026-245	12/82	108.2	108.0	108.2	-.2	.2
Half and half		2026-252	12/82	110.0	108.1	105.4	-2.9	-2.5
Whipped topping with a butterfat base		2026-263	12/82	103.2	98.6	100.1	-2.4	1.5
Cottage cheese (including farmers' cheese, pot cheese and bakers' cheese)		2026-3	12/82	151.6	149.6	151.1	11.3	1.0
Cottage cheese, manufactured and creamed at the establishment		2026-313	12/82	150.5	148.5	150.0	11.1	1.0
Yogurt, except frozen		2026-5	12/82	121.5	121.4	121.0	-1.1	-.3
Products which substitute for fluid milk products		2026-7	12/91	101.3	101.4	101.7	-.7	.3
Coffee whiteners		2026-714	12/91	100.1	100.4	101.0	-1.7	.6
Other packaged milk products, n.e.c.		2026-8	12/91	106.2	106.2	106.3	6.0	.1
Flavored milks (chocolate milk, etc.)		2026-815	12/91	105.6	106.0	106.0	7.7	0
Other milk products (eggnog, buttermilk, acidophilus milk, reconstituted milk, etc.)		2026-819	12/91	108.4	108.0	108.1	4.8	.1
Secondary products and miscellaneous receipts		2026-SM						
Miscellaneous receipts		2026-M	12/82	145.2	145.3	145.8	6.1	.3
Resales		2026-Z89	12/82	145.2	145.3	145.8	6.1	.3
Secondary products		2026-S	12/82	103.8	102.0	102.5	0	.5
Ice cream and frozen desserts		2024-S	12/82	125.8	126.6	126.5	1.5	-.1
Other secondary products		2026-SS	12/82	130.4	130.6	130.6	4.1	0

See footnotes at end of table.

Digitized for FRASER
http://fraser.stlouisfed.org/
Federal Reserve Bank of St. Louis

Table 5. Producer price indexes for the net output of selected industries and their products—Continued

Industry and product[1]	Industry code	Product code	Index base	Index			Unadjusted percent change to Apr. 1994 from —	
				Dec. 1993[2]	Mar. 1994[2]	Apr. 1994[2]	Apr. 1993	Mar. 1994
Canned and preserved fruits and vegetables	203		12/84	122.8	124.0	123.9	3.3	-0.1
Canned specialties	2032		12/82	148.8	148.4	148.1	2.3	-.2
Primary products		2032-P	12/82	155.1	154.6	154.2	2.8	-.3
Canned baby foods, except cereal and biscuits		2032-1	12/82	183.0	183.0	180.8	0	-1.2
Vegetables		2032-131	12/82	200.9	200.9	195.3	0	-2.8
Canned soups, except frozen or seafood		2032-2	12/82	186.1	187.7	187.2	7.8	-.3
Canned dry beans including baked		2032-3	12/82	120.0	114.3	114.3	-5.6	0
Beans with pork		2032-37	06/91	97.8	89.4	89.4	-10.2	0
Beans with pork (7.1 to 18.0 ounces)		2032-373	12/82	130.5	113.8	113.8	-15.0	0
Beans with sauce, vegetarian style		2032-38	06/91	101.3	101.3	101.3	1.2	0
Beans with sauce, vegetarian style (other sizes)		2032-384	06/91	100.0	100.0	100.0	.0	.0
Other canned dry beans, including chile con carne with less than 20% meat		2032-39	06/91	94.7	94.7	94.7	0	0
Other canned dry beans, 13.1 to 18 ounces		2032-392	12/82	101.9	101.9	101.9	0	0
Other canned beans, all other sizes		2032-393	12/82	119.2	119.2	119.2	0	0
Canned specialty foods		2032-4	12/82	116.0	115.7	116.3	1.3	.5
Spaghetti, macaroni and ravioli		2032-46	06/91	103.8	103.8	103.8	1.6	0
Spaghetti with meat		2032-461	12/82	87.2	87.2	87.2	1.9	0
Spanish foods (Mexican rice, tortillas, enchiladas)		2032-493	12/82	154.1	154.1	154.1	1.0	0
Other canned specialties, including gravy and puddings (other than meats)		2032-498	12/82	121.6	120.5	122.8	1.3	1.9
Secondary products and miscellaneous receipts		2032-SM						
Secondary products		2032-S	12/82	129.4	129.4	129.4	.4	0
Other secondary products		2032-SSS	12/82	123.7	123.5	123.6	.7	.1
Canned fruits and vegetables		2033-S	12/82	134.5	134.6	134.6	.1	0
Canned fruits and vegetables	2033		06/81	128.3	130.7	130.5	3.5	-.2
Primary products		2033-P	06/81	127.1	129.7	129.5	4.0	-.2
Canned fruits, except baby food		2033-1	06/81	134.6	132.8	135.2	.5	1.8
Apples		2033-112	06/81	122.5	119.6	119.6	-4.8	0
Cherries, sweet		2033-124	12/81	143.1	143.1	143.1	1.4	0
Fruit pie mixes		2033-162	06/81	115.9	115.0	114.6	-3.2	-.3
Apple pie mix		2033-16261	12/87	116.3	114.6	114.0	-3.0	-.5
Cherry pie mix		2033-16263	12/87	111.4	110.9	110.6	-3.3	-.3
Applesauce		2033-171	06/81	131.2	130.0	133.4	-1.8	2.6
Peaches, including spiced		2033-174	06/81	152.2	147.9	156.5	2.8	5.8
Pears, including spiced		2033-175	06/81	131.4	131.4	131.4	2.8	0
Canned vegetables, except hominy and mushrooms		2033-2	06/81	119.4	126.0	125.9	10.1	-.1
Fresh lima beans		2033-203	06/81	128.9	136.0	135.4	11.5	-.4
Beans, green and wax (including blue lake)		2033-207	06/81	115.2	125.8	124.7	17.6	-.9
Beans, green and wax (excluding blue lake)		2033-20792	12/87	106.8	114.3	113.2	14.8	-1.0
Carrots		2033-215	06/81	136.3	140.8	136.3	-2.9	-3.2
Vegetable combinations		2033-235	06/81	138.6	132.4	138.6	9.7	4.7
Spinach		2033-255	06/81	113.3	113.3	109.0	-8.6	-3.8
Other leafy greens		2033-258	12/87	107.3	107.3	[3]	[3]	[3]
White potatoes		2033-275	06/81	146.7	144.9	144.9	.8	0
Sauerkraut		2033-276	06/81	159.7	161.5	161.5	6.6	0
Asparagus		2033-291	12/87	103.5	106.0	108.5	6.0	2.4
Beets		2033-293	06/81	163.3	193.7	193.7	50.2	0
Sweet corn, whole kernel		2033-294	06/81	95.7	107.8	107.8	11.2	0
Sweet corn, cream style		2033-295	08/81	104.5	115.2	113.9	10.5	-1.1
Green peas		2033-296	06/81	114.7	118.7	117.0	12.3	-1.4
Tomatoes		2033-297	06/81	134.2	135.7	136.7	1.9	.7
Other canned vegetables		2033-299	12/87	115.7	115.7	115.7	1.2	0
Canned hominy and mushrooms		2033-3	06/81	127.1	135.1	136.6	10.6	1.1
Mushrooms		2033-321	06/81	126.0	133.8	135.3	10.5	1.1
Canned fruit juices, nectars, and concentrates		2033-4	06/81	133.8	133.7	134.1	2.6	.3
Apple juice		2033-411	06/81	138.4	138.2	138.0	-5.3	-.1
Grape juice		2033-425	06/81	139.7	139.7	139.7	3.8	0
Pineapple juice		2033-428	06/81	131.2	131.2	131.2	.5	0
Grapefruit juice		2033-431	06/81	120.7	120.7	120.7	1.2	0
Other whole fruit juices and mixtures of whole fruit juices		2033-472	06/81	117.0	117.0	119.0	2.9	1.7
Fresh fruit juice to be refrigerated		2033-491	06/81	151.4	152.0	152.0	8.9	0
Orange juice, single strength		2033-492	06/81	135.5	135.5	136.2	3.7	.5
Canned vegetable juices		2033-5	06/81	134.9	136.4	136.4	4.4	0
Tomato juice		2033-515	06/81	132.6	134.0	134.0	4.5	0
Catsup and other tomato sauces, etc.		2033-6	06/81	120.8	124.9	121.2	2.5	-3.0
Tomato sauces		2033-614	06/81	137.9	147.7	134.2	-1.8	-9.1
Tomato sauces, 7.1- 10 oz. size		2033-61413	12/87	98.3	98.3	98.3	.2	0
Tomato sauces, other sizes		2033-61419	12/87	115.3	125.4	111.5	-2.4	-11.1
Catsup		2033-621	06/81	111.0	111.8	114.1	2.1	2.1
Catsup, 14- 32 oz. size		2033-62122	12/87	92.3	91.5	94.4	2.3	3.2
Tomato paste		2033-662	06/81	109.2	112.2	111.7	9.9	-.4
Tomato paste, all other sizes (incl. bulk)		2033-66264	12/87	108.4	111.9	111.3	11.7	-.5
Tomato pulp and puree		2033-691	06/81	113.1	111.3	113.1	5.9	1.6
Jams, jellies and preserves		2033-8	06/81	133.7	134.8	134.2	-.7	-.4
Strawberry jams and preserves		2033-811	06/81	140.9	136.6	132.5	-4.5	-3.0
Other jams and preserves		2033-815	06/81	136.7	145.6	145.6	5.1	0
Grape jelly		2033-821	06/81	114.8	113.5	113.9	-1.6	.4

See footnotes at end of table.

Digitized for FRASER
http://fraser.stlouisfed.org/
Federal Reserve Bank of St. Louis

Table 5. Producer price indexes for the net output of selected industries and their products—Continued

Industry and product[1]	Industry code	Product code	Index base	Index			Unadjusted percent change to Apr. 1994 from —	
				Dec. 1993[2]	Mar. 1994[2]	Apr. 1994[2]	Apr. 1993	Mar. 1994
Canned fruits and vegetables—Continued								
Other jellies		2033-825	06/81	141.8	140.0	140.0	-4.5	0
Secondary products and miscellaneous receipts		2033-SM						
Miscellaneous receipts		2033-M	06/81	92.8	92.8	92.8	-7.1	0
Resales		2033-Z89	06/81	91.7	91.7	91.7	-7.2	0
Secondary products		2033-S	06/81	146.9	148.2	147.7	1.0	-.3
Canned specialties		2032-S	06/81	137.5	137.5	137.5	2.8	0
Other secondary products		2033-SSS	06/81	141.1	142.6	141.6	.7	-.7
Frozen fruits and vegetables		2037-S	06/81	160.9	162.8	162.6	.4	-.1
Dried and dehydrated fruits, vegetables, and soups	2034		12/82	137.2	137.4	137.3	1.9	-.1
Primary products		2034-P	12/82	136.7	136.8	136.6	1.5	-.1
Dried fruits and vegetables		2034-A	12/82	139.8	139.9	139.9	2.0	0
Dried fruits		2034-1	12/82	114.5	115.6	115.6	3.8	0
Raisins		2034-113	12/82	98.7	98.6	98.6	-.4	0
Prunes		2034-115	12/82	145.6	151.6	151.6	10.6	0
Other fruits and fruit flours		2034-123	12/82	124.2	122.5	122.5	4.7	.0
Dried vegetables		2034-2	12/82	158.1	156.1	156.1	-.7	0
Potatoes (including flakes, granules, slices, dices, etc.)		2034-213	12/82	196.4	189.1	188.8	-2.4	-.2
Consumer sized: 1 lb. or less		2034-21311	06/91	103.2	102.4	102.6	.7	.2
Commercial size: over 1 lb		2034-21312	06/91	96.9	91.8	91.5	-3.9	-.3
Onions		2034-237	12/82	106.8	106.7	106.7	.3	0
Vegetable powders, meals, and flours		2034-238	06/91	106.1	106.0	106.0	-.1	0
Other vegetables		2034-241	12/82	106.3	106.0	106.1	-.2	.1
Dried soups		2034-B	12/82	125.1	(3)	124.4	-.2	(3)
Dried soups		2034-3	12/82	125.1	(3)	124.4	-.2	(3)
Secondary products and miscellaneous receipts		2034-SM						
Secondary products		2034-S	12/82	134.3	134.0	134.5	2.9	.4
Pickles, sauces and salad dressings	2035		06/81	153.8	157.4	157.0	2.5	-.3
Primary products		2035-P	06/81	161.1	165.2	164.4	5.8	-.5
Pickles and other pickled products		2035-2	06/81	176.0	178.6	175.1	7.4	-2.0
Fermented pickles		2035-212	12/86	144.9	146.8	147.4	6.6	.4
Dill pickles		2035-21211	06/81	168.1	171.5	170.6	6.8	-.5
Sweet pickles		2035-21215	06/81	187.8	187.1	191.6	5.8	2.4
Other finished pickled products		2035-233	06/81	197.7	201.7	182.7	10.8	-9.4
Meat sauces		2035-3	06/81	150.6	150.8	150.8	.1	0
Other sauces		2035-351	06/81	151.3	151.3	151.3	0	0
Mayonnaise, salad dressings and sandwich spreads		2035-4	06/81	154.3	159.9	160.5	5.7	.4
Salad dressing		2035-411	06/81	155.5	160.2	162.5	7.5	1.4
Mayonnaise		2035-423	06/81	154.8	163.0	163.0	4.6	0
Secondary products and miscellaneous receipts		2035-SM						
Secondary products		2035-S	06/81	141.3	143.9	143.9	-3.4	0
Canned fruits and vegetables		2033-S	10/83	137.9	138.6	138.6	-6.5	0
Other secondary products		2035-SSS	06/81	142.3	145.1	145.1	-3.1	0
Frozen fruits and vegetables	2037		06/81	133.9	134.3	133.6	4.9	-.5
Primary production		2037-P	06/81	126.8	127.8	127.1	7.1	-.5
Frozen fruits, juices, ades, drinks, and cocktails		2037-1	06/81	112.2	109.7	109.6	7.6	-.1
Frozen fruits		2037-1A	12/90	105.5	(3)	(3)	(3)	(3)
Frozen fruit and berry juices, concentrated		2037-1B	12/90	100.1	97.0	96.9	10.5	-.1
Frozen orange juice		2037-179	06/81	100.5	97.0	97.0	17.1	0
Consumer and institutional sizes		2037-1791	12/90	91.0	87.5	87.5	10.5	0
6.1 oz. to 12 oz		2037-17912	12/90	89.4	85.4	85.4	11.2	0
12.1 oz. to 24 oz		2037-17913	12/90	88.9	89.8	89.8	7.8	0
Bulk		2037-1792	12/90	92.8	90.3	90.3	31.6	0
Frozen grapefruit juice		2037-183	07/81	136.4	132.4	130.5	2.5	-1.4
Frozen grapefruit juice, all other sizes		2037-18302	07/81	137.8	133.5	131.4	2.7	-1.6
Frozen grape juice		2037-191	06/81	123.1	123.1	(3)	(3)	(3)
Frozen grape juice, 10.1 to 13 oz		2037-19102	06/81	125.5	125.5	(3)	(3)	(3)
Frozen fruit ades, drinks, and cocktails, concentrated		2037-1C	12/90	91.8	94.3	94.3	3.9	0
Frozen lemonade		2037-189	06/81	128.8	128.8	(3)	(3)	(3)
Citrus pulp		2037-197	06/81	64.2	72.6	72.6	-1.5	0
Frozen vegetables		2037-2	06/81	137.5	140.9	139.7	6.9	-.9
Frozen green beans, regular and french cut		2037-213	06/81	119.3	118.3	117.3	11.5	-.8
Frozen lima beans; baby, emerald, and fordhook		2037-221	06/81	153.6	153.6	152.5	8.3	-.7
Frozen broccoli		2037-225	06/81	113.9	114.7	114.7	1.0	0
Frozen carrots		2037-233	06/81	134.7	130.9	130.3	-2.0	-.5
Frozen cauliflower		2037-235	06/81	114.8	114.8	114.8	.2	0
Frozen green peas		2037-241	06/81	146.4	146.0	146.1	6.3	.1
Frozen spinach		2037-242	06/81	138.9	143.5	143.5	5.0	0
Frozen vegetable combinations (succotash, peas & carrots/onions, mixed vegetables, etc.)		2037-245	12/90	99.9	101.3	101.2	5.3	-.1
Frozen french fried potatoes		2037-248	06/81	150.0	156.0	152.9	6.3	-2.0
Frozen french fried potatoes, two lbs and under		2037-24801	06/81	135.7	144.0	131.9	11.5	-8.4
Frozen french fried potatoes, over two lbs.		2037-24802	06/81	153.7	159.3	157.6	5.7	-1.1
Other frozen potato products (patties, puffs, etc.)		2037-249	06/81	120.8	123.1	123.0	5.4	-.1
Frozen sweet cut corn, yellow		2037-253	06/81	129.1	135.4	136.2	19.6	.6
Frozen sweet cob corn, yellow		2037-255	06/81	147.9	153.1	153.6	15.3	.3
Other frozen vegetables		2037-298	06/81	141.4	143.0	143.0	7.4	0

See footnotes at end of table.

Digitized for FRASER
http://fraser.stlouisfed.org/
Federal Reserve Bank of St. Louis

Table 5. Producer price indexes for the net output of selected industries and their products—Continued

Industry and product[1]	Industry code	Product code	Index base	Index			Unadjusted percent change to Apr. 1994 from —	
				Dec. 1993[2]	Mar. 1994[2]	Apr. 1994[2]	Apr. 1993	Mar. 1994
Frozen fruits and vegetables—Continued								
Secondary products and miscellaneous receipts		2037-SM						
Secondary products		2037-S	06/81	112.2	113.0	113.1	5.3	0.1
Canned fruits and vegetables		2033-S	06/81	114.9	114.9	114.9	6.9	0
All other secondary products		2037-SSS	06/81	115.3	117.9	118.2	2.0	.3
Frozen specialties	2038		12/82	130.8	130.5	131.7	.5	.9
Primary products		2038-P	12/82	134.7	134.3	135.7	.5	1.0
Frozen dinners; beef, pork, and poultry pies; and nationality foods		2038-2	12/82	133.9	133.4	134.8	.4	1.0
Frozen dinners, entrees and side dishes (including rice dishes)		2038-22	06/91	98.6	97.9	99.7	-.6	1.8
Frozen dinners		2038-223	12/82	147.6	147.7	147.3	.1	-.3
Frozen entrees and side dishes (excluding rice dishes and nationality foods)		2038-226	12/82	128.3	126.8	130.7	-.9	3.1
Frozen nationality foods		2038-25	12/82	124.2	124.3	124.4	1.9	.1
Frozen pizza		2038-252	12/82	112.3	112.0	112.1	1.3	.1
Frozen Mexican food		2038-253	06/91	105.5	105.1	105.4	3.1	.3
Frozen Italian food, excluding pizza		2038-255	06/91	102.6	103.1	103.0	1.5	-.1
Other frozen specialties		2038-4	06/91	103.9	103.9	104.9	1.1	1.0
Other frozen specialties, n.e.c.		2038-46	06/91	101.7	101.7	102.7	1.2	1.0
Frozen waffles, pancakes, and French toast		2038-463	06/91	103.5	103.5	107.1	4.2	3.5
Other frozen specialties, except seafood, including soups, etc.		2038-469	06/91	101.0	101.0	101.0	0	0
Secondary products and miscellaneous receipts		2038-SM						
Secondary products		2038-S	12/82	130.7	[3]	[3]	[3]	[3]
Grain mill products	204		12/84	126.3	127.5	127.2	7.3	-.2
Flour and other grain mill products	2041		06/83	110.7	109.7	107.4	2.4	-2.1
Primary products		2041-P	06/83	110.1	108.9	106.2	1.9	-2.5
Wheat flour, except flour mixes		2041-1	06/83	112.5	109.9	107.9	-.5	-1.8
Baker's and institutional flour		2041-1B	06/92	105.5	99.5	97.1	-1.7	-2.4
White bread-type flour		2041-1B1	06/92	108.7	101.4	98.3	-.5	-3.1
Bakers' and institutional white bread-type flour shipped in bulk		2041-111	06/83	118.9	109.0	106.6	-2.4	-2.2
Bakers' and institutional white bread-type flour shipped in containers		2041-113	06/83	122.4	124.1	115.3	9.4	-7.1
Soft wheat flour		2041-1B2	06/92	93.0	92.4	92.5	-6.5	.1
Bakers' and institutional soft wheat flour shipped in bulk		2041-115	06/83	115.5	115.1	115.1	-6.0	0
Family flour		2041-1C	06/92	83.5	85.4	85.4	-7.9	0
Family flour, < 25 pounds, incl. all-purpose for domestic donation		2041-121	06/83	97.3	98.4	98.4	-10.0	0
Family white flour >= 25 pounds, incl. all-purpose for domestic donation		2041-123	06/83	126.2	133.3	133.3	-1.2	0
Flour shipped to blenders and other processors		2041-1D						
Flour shipped to blenders and other processors for use in food products		2041-129	06/83	102.0	99.5	97.8	-5.2	-1.7
Other wheat flour		2041-1E	06/92	109.5	113.2	112.5	13.5	-.6
Whole wheat flour		2041-131	06/83	142.1	140.1	134.9	4.3	-3.7
Durum flour and semolina		2041-151	08/83	92.0	[3]	96.9	25.5	[3]
Self-rising flour, all sizes		2041-171	06/83	113.9	113.9	113.9	-11.6	0
Other wheat flour		2041-198	12/84	136.0	142.0	142.3	4.4	.2
Other wheat mill products		2041-2	06/83	85.5	89.8	79.1	17.7	-11.9
Wheat mill feed		2041-213	06/83	84.1	88.5	76.9	19.0	-13.1
Other wheat mill products, including wheat germ, wheat bran, etc.		2041-219	06/83	112.5	115.5	115.3	7.5	-.2
Corn mill products		2041-3	06/83	99.2	101.2	99.9	8.7	-1.3
Whole cornmeal		2041-311	06/83	115.6	118.9	118.1	6.8	-.7
Degermed cornmeal		2041-315	06/83	109.1	109.4	108.8	6.5	-.5
Corn grits and flakes, for brewer's use		2041-323	06/83	110.9	112.6	105.3	11.2	-6.5
Hominy feed, cornmeal and other by-products of dry corn milling		2041-365	06/83	74.4	78.0	79.0	30.4	1.3
Corn flour		2041-393	06/92	105.2	104.5	107.3	9.0	2.7
Blended and prepared flour		2041-5	06/83	132.5	132.5	132.5	3.1	0
Biscuit mixes		2041-5C						
Biscuit mixes, less than 5 pounds		2041-556	06/83	169.2	169.2	169.2	12.4	0
Other prepared flour mixes		2041-5E	06/92	102.9	102.9	102.9	2.9	0
Other prepared flour mixes, less than 5 pounds		2041-568	10/83	113.6	113.6	113.6	3.3	0
Other grain mill products		2041-6	06/83	94.9	90.8	97.0	1.8	6.8
Rye flour		2041-611	06/92	125.6	[3]	131.7	29.5	[3]
Secondary products and miscellaneous receipts		2041-SM						
Miscellaneous receipts		2041-M	06/92	100.1	100.2	100.2	.1	0
Resales		2041-Z89	06/92	100.1	100.2	100.2	.1	0
Secondary products		2041-S	06/83	145.7	149.5	157.8	35.7	5.6
Cereal breakfast foods	2043		12/83	166.2	166.9	164.6	-.3	-1.4
Primary products		2043-P	12/83	182.5	183.5	180.3	-.4	-1.7
Ready to serve cereal breakfast foods		2043-1	12/83	182.7	183.7	180.2	-.6	-1.9
Corn flakes and other corn breakfast foods		2043-111	12/83	173.2	175.4	175.5	1.3	.1
Wheat flakes and other wheat breakfast foods		2043-112	12/83	184.4	184.9	180.0	-1.3	-2.7
Oat breakfast foods		2043-115	12/83	188.9	187.7	182.9	-2.8	-2.6
Preparations of other grains and mixed grains, excluding infant cereals		2043-119	12/83	192.9	192.9	183.8	-4.7	-4.7
To be cooked before serving cereal breakfast foods		2043-2	12/83	179.0	179.0	179.0	0	0
Rolled oats and oatmeal		2043-253	12/92	102.2	102.2	102.2	0	0
Instant hot cereals, all types of grain		2043-3	12/92	104.2	104.2	104.2	1.4	0

See footnotes at end of table.

Digitized for FRASER
http://fraser.stlouisfed.org/
Federal Reserve Bank of St. Louis

Table 5. Producer price indexes for the net output of selected industries and their products—Continued

Industry and product[1]	Industry code	Product code	Index base	Index			Unadjusted percent change to Apr. 1994 from —	
				Dec. 1993[2]	Mar. 1994[2]	Apr. 1994[2]	Apr. 1993	Mar. 1994
Rice milling	2044		06/84	136.6	128.3	123.4	48.5	-3.8
Primary products		2044-P	06/84	135.3	126.6	121.7	50.8	-3.9
Head rice		2044-1	06/84	143.2	133.8	128.6	56.3	-3.9
Long grain milled rice		2044-101	06/84	147.4	139.0	131.2	57.1	-5.6
Packed in 100-pound bags or more		2044-10103	06/84	150.5	138.0	127.6	67.5	-7.5
Packed in all other containers		2044-10107	06/84	134.3	131.2	126.6	56.1	-3.5
Medium grain milled rice		2044-103	06/84	148.0	134.3	134.7	62.5	.3
Packed in 100-pound bags or more		2044-10303	06/84	152.5	126.4	126.7	85.5	.2
Packed in all other containers		2044-10307	06/84	154.5	157.5	158.1	42.0	.4
Other milled rice and byproducts		2044-2	06/84	84.6	80.3	77.2	14.9	-3.9
Bran		2044-207	12/92	101.8	103.5	86.4	-11.3	-16.5
All other milled rice and byproducts		2044-298	06/84	138.3	126.2	122.7	40.1	-2.8
Blended and prepared flour	2045		06/85	113.6	115.3	115.6	2.6	.3
Primary products		2045-P	06/85	112.3	113.5	113.8	2.2	.3
Flour mixes and refrigerated and frozen doughs and batters, made from purchased materials		2045-5	06/85	112.3	113.5	113.8	2.2	.3
Flour mixes		2045-5A	06/85	108.9	110.1	110.4	2.9	.3
Pancake and waffle mixes		2045-5AA	06/92	101.8	102.4	103.0	3.0	.6
Pancake and waffle mixes, less than 5 pounds		2045-551	06/85	108.4	109.0	109.3	.9	.3
Pancake and waffle mixes, 5 pounds or more		2045-552	06/85	121.3	122.2	123.2	4.6	.8
Cake mixes, including gingerbread		2045-5AB	06/92	100.8	102.4	102.4	3.9	0
Cake mixes, including gingerbread, 5 pounds or more		2045-554	06/85	139.2	142.4	142.4	5.9	0
Biscuit mixes		2045-5AC	06/92	101.3	101.8	102.1	2.3	.3
Biscuit mixes, 5 pounds or more		2045-557	06/85	123.7	125.1	126.1	5.3	.8
Other prepared flour mixes		2045-5AE	06/92	102.0	102.6	103.2	1.8	.6
Other prepared flour mixes, including cookie, less than 5 pounds		2045-568	06/85	132.3	132.3	133.3	1.2	.8
Other prepared flour mixes, including cookie, 5 pounds or more		2045-569	06/85	78.8	80.4	80.6	3.1	.2
Doughnut and other sweet yeast goods mixes		2045-563	06/92	105.8	107.9	108.6	4.4	.6
Refrigerated doughs and batters		2045-5B	06/85	126.9	126.9	126.9	.3	0
Frozen doughs and batters		2045-5C	06/92	100.8	103.6	103.8	3.0	.2
Frozen bread and bread-type roll doughs, all sizes		2045-591	06/92	100.2	104.1	104.6	4.6	.5
All other frozen doughs and batters, all sizes		2045-593	06/92	101.6	102.9	102.9	1.1	0
Secondary products and miscellaneous receipts		2045-SM						
Secondary products		2045-S	06/85	128.5	129.2	130.7	2.0	1.2
Wet corn milling	2046		06/85	120.2	126.0	133.6	24.6	6.0
Primary products		2046-P	06/85	123.4	128.7	136.6	26.6	6.1
Corn sweeteners		2046-1	06/85	123.4	130.2	145.6	38.0	11.8
Glucose syrup		2046-101	06/85	137.2	148.3	148.1	22.7	-.1
Type II (38 up to 58 dextrose equivalent)		2046-10103	06/85	[3]	153.8	153.8	[3]	0
Types III and IV (58 or more dextrose equivalent)		2046-10105	06/85	130.1	[3]	[3]	[3]	[3]
High fructose corn syrup		2046-105	06/85	114.0	118.7	139.7	52.7	17.7
Manufactured starch		2046-3	06/85	135.7	142.7	142.0	14.2	-.5
Corn starch		2046-301	06/85	138.3	146.8	146.3	16.7	-.3
Other starch (including potato, wheat, rice, etc.)		2046-303	06/85	130.5	[3]	[3]	[3]	[3]
Dextrin (corn, tapioca and other)		2046-305	06/85	104.6	[3]	[3]	[3]	[3]
Wet process corn byproducts		2046-7	06/85	130.7	132.7	131.4	12.8	-1.0
Corn gluten feed		2046-701	06/85	133.7	[3]	137.5	10.4	[3]
Corn gluten meal		2046-703	06/85	184.4	182.7	177.0	6.1	-3.1
Other wet process byproducts, including steepwater concentrate (50% solids basis)		2046-705	06/85	[3]	90.7	90.8	[3]	.1
Secondary products and miscellaneous receipts		2046-SM	06/85	[3]	[3]	[3]	[3]	[3]
Secondary products		2046-S	06/85	95.5	[3]	[3]	[3]	[3]
Secondary products		2046-SS	06/85	95.5	[3]	[3]	[3]	[3]
Dog and cat food	2047		12/85	123.1	124.7	124.5	2.0	-.2
Primary products		2047-P	12/85	124.5	126.3	126.1	2.2	-.2
Dog food		2047-3	12/85	128.9	131.4	131.2	3.2	-.2
Canned ration-type dog food		2047-321	12/85	127.8	132.0	132.0	5.3	0
Other canned dog food		2047-323	12/85	134.1	138.0	138.0	3.1	0
Dry and semimoist dog food shipped in packages less than 25 pounds		2047-326	06/91	102.7	102.8	102.7	-.4	-.1
Dry and semimoist dog food shipped in packages 25 pounds or more		2047-338	06/91	106.9	109.7	109.4	5.9	-.3
Cat food		2047-4	12/85	117.5	117.8	117.6	-.3	-.2
Meat-based canned cat food		2047-443	12/85	127.9	127.9	127.8	-.1	-.1
Other (ration-meal) based canned cat food		2047-445	12/85	127.6	127.6	127.6	0	0
Dry cat food		2047-454	06/91	99.5	100.0	99.8	.7	-.2
Secondary products and miscellaneous receipts		2047-SM						
Secondary products		2047-S	12/85	108.4	108.4	108.4	.8	0
Prepared animal feeds, n.e.c.	2048		12/80	101.1	102.5	101.2	7.8	-1.3
Primary products		2048-P	12/80	98.5	99.5	98.2	8.1	-1.3
Specialty feeds		2048-A	06/91	105.2	106.6	105.3	6.0	-1.2
Fresh and frozen meat of horses and other animals for pet foods		2048-A01	06/91	101.5	101.5	[3]	[3]	[3]
Bird feed (wild, tame, pigeon, game)		2048-A09	12/85	149.4	160.9	165.0	28.3	2.5
Other specialty feeds		2048-A13	12/85	96.6	94.3	90.9	-.8	-3.6
Chicken and turkey feed, supplements, concentrates, and premixes		2048-1	12/80	91.3	93.9	92.7	11.3	-1.3
Starter-grower complete chicken feed		2048-111	12/80	75.0	77.5	76.5	14.7	-1.3
Layer-breeder complete chicken feed		2048-115	12/80	101.5	103.1	102.0	12.6	-1.1

See footnotes at end of table.

Digitized for FRASER
http://fraser.stlouisfed.org/
Federal Reserve Bank of St. Louis

Table 5. Producer price indexes for the net output of selected industries and their products—Continued

Industry and product[1]	Industry code	Product code	Index base	Index			Unadjusted percent change to Apr. 1994 from —	
				Dec. 1993[2]	Mar. 1994[2]	Apr. 1994[2]	Apr. 1993	Mar. 1994
Prepared animal feeds, n.e.c.—Continued								
Broiler complete chicken feed		2048-116	12/80	94.2	98.1	97.0	13.7	-1.1
Layer-breeder chicken supplements and concentrates		2048-122	12/80	119.9	117.9	116.4	5.8	-1.3
Complete dairy cattle feeds		2048-2	12/80	94.1	95.8	93.9	10.2	-2.0
Dairy cattle feed supplements, concentrates, and premixes		2048-3	12/80	95.9	95.5	94.7	5.0	-.8
Dairy feed supplements and concentrates		2048-301	12/80	96.3	95.7	94.8	5.9	-.9
Dairy cattle feed premixes (feed base)		2048-302	06/91	109.2	109.6	109.5	1.0	-.1
Complete swine feeds		2048-4	12/80	106.9	107.3	107.0	9.7	-.3
Swine feed supplements, concentrates, and premixes		2048-5	12/80	109.8	106.5	105.6	2.6	-.8
Swine feed supplements and concentrates		2048-503	12/80	111.3	107.0	105.9	2.8	-1.0
Swine feed premixes (feed base)		2048-504	06/91	107.6	107.6	107.7	1.9	.1
Complete beef cattle feeds		2048-6	12/80	130.5	128.9	124.8	7.0	-3.2
Beef cattle feed supplements, concentrates, and premixes		2048-7	12/80	105.8	106.2	104.2	5.8	-1.9
Beef cattle feed supplements and concentrates		2048-705	12/80	107.6	107.9	105.6	6.9	-2.1
Beef cattle feed premixes (feed base)		2048-706	06/91	97.2	98.2	98.2	-1.7	0
Other poultry and livestock feeds, including duck, goose, horse, mule, etc.		2048-8	12/80	108.2	108.0	107.6	5.1	-.4
Complete horse and mule feeds		2048-816	12/80	118.6	118.4	117.8	5.2	-.5
Other complete livestock feeds (sheep,etc.)		2048-821	06/91	105.2	107.0	107.0	8.2	0
Horse and mule feed supplements and concentrates		2048-823	12/80	147.1	146.4	145.7	4.4	-.5
Other livestock feed supplements and concentrates (sheep, etc.)		2048-825	06/91	103.4	103.6	103.3	2.7	-.3
Other prepared animal feeds incl. feeding materials and adjuncts		2048-9	12/80	91.3	92.6	91.8	4.0	-.9
Grain -- ground, rolled, pulverized, chopped, or crimped, excluding cornmeal		2048-911	12/80	63.6	64.4	63.4	3.3	-1.6
Mineral mixture, including oyster shells, prepared for feed use		2048-922	06/91	103.5	103.4	103.5	-.1	.1
Secondary products and miscellaneous receipts		2048-SM						
Miscellaneous receipts		2048-M	12/80	121.5	126.7	125.2	4.9	-1.2
Resales		2048-Z89	12/80	109.2	113.7	112.5	4.7	-1.1
Secondary products		2048-S	12/80	138.0	141.9	141.7	6.1	-.1
Bakery products	205		12/84	144.1	144.3	144.5	1.3	.1
Bread, cake, and related products	2051		06/80	181.3	181.3	181.3	1.2	0
Primary products		2051-P	06/80	181.0	181.2	181.5	1.9	.2
Bread		2051-1	06/80	183.3	181.6	182.1	.7	.3
White bread		2051-1A	06/80	183.8	180.1	180.7	-.4	.3
White pan bread		2051-111	06/80	181.3	176.8	177.6	-.6	.5
White pan bread, Northeast		2051-11101	06/80	188.5	184.0	184.0	-.2	0
White pan bread, North Central		2051-11102	06/80	207.1	207.9	207.9	2.5	0
White pan bread, South		2051-11103	06/80	151.8	151.1	151.1	-.1	0
White pan bread, West		2051-11104	06/80	183.7	163.8	167.9	-7.4	2.5
White hearth bread		2051-113	06/80	204.6	206.8	206.5	1.2	-.1
Other bread		2051-1B	06/80	182.1	186.4	186.5	3.8	.1
Dark wheat bread		2051-115	06/80	179.8	181.6	181.8	2.2	.1
Rye bread		2051-117	06/80	196.3	204.6	204.6	7.2	0
Other variety bread		2051-128	06/80	178.3	185.9	185.9	5.0	0
Bread type rolls, stuffing, and crumbs		2051-2	06/80	171.4	174.4	174.7	4.1	.2
Bread type rolls		2051-23	06/80	173.0	174.6	174.9	3.2	.2
Hamburger and weiner rolls		2051-233	06/80	171.2	172.7	172.7	2.1	0
Brown and serve rolls		2051-235	06/80	159.1	160.8	160.8	1.8	0
Other bread type rolls		2051-239	06/80	177.1	178.3	178.3	5.0	0
Sweet yeast goods		2051-3	06/80	164.4	165.8	165.8	4.7	0
Yeast raised doughnuts		2051-313	06/80	168.9	168.9	168.9	5.5	0
Other sweet yeast goods		2051-398	06/80	161.0	163.0	163.0	4.4	0
Soft cakes		2051-4	06/80	195.5	197.0	197.0	.6	0
Snack cakes		2051-413	06/80	206.8	209.1	209.1	1.1	0
Other soft cakes		2051-418	06/80	171.7	171.7	171.7	-.6	0
Pies		2051-5	06/80	199.6	201.4	201.4	2.7	0
Snack pies		2051-513	06/80	219.8	223.0	223.0	3.3	0
Other pies		2051-519	06/80	173.6	173.6	173.6	1.7	0
Cake type doughnuts		2051-7	06/80	175.8	177.8	177.8	5.5	0
Secondary products and miscellaneous receipts		2051-SM						
Miscellaneous receipts		2051-M	06/80	185.0	183.8	182.4	-2.3	-.8
Resales		2051-Z99	06/86	149.4	148.5	147.3	-2.3	-.8
Secondary products		2051-S	06/80	152.4	152.4	152.4	2.0	0
Cookies and crackers		2052-S	06/80	146.9	146.9	146.9	1.3	0
Cookies and crackers	2052		06/83	152.7	153.8	154.1	1.5	.2
Primary products		2052-P	06/83	155.3	156.5	156.9	1.6	.3
Crackers, cracker sandwiches, and pretzels		2052-1	06/83	171.0	171.5	173.4	2.0	1.1
Crackers		2052-1A	06/83	181.0	181.2	183.7	2.2	1.4
Graham crackers		2052-123	06/83	149.9	149.9	149.9	0	0
Saltines		2052-125	06/83	167.0	167.0	167.0	0	0
Other crackers		2052-198	06/83	193.3	193.5	197.6	3.2	2.1
Cracker sandwiches		2052-1B	06/83	109.2	110.6	109.6	-.5	-.9
Pretzels		2052-1C	06/83	118.8	120.7	120.2	1.9	-.4
Cookies and ice cream cones		2052-2	06/83	143.5	145.2	144.5	1.1	-.5
Cookies		2052-2A	06/83	142.3	144.1	143.3	1.2	-.6
Sandwich cookies		2052-213	06/83	151.3	154.4	151.7	.3	-1.7
Marshmallow cookies		2052-215	06/83	135.9	135.9	135.9	-.1	0

See footnotes at end of table.

Digitized for FRASER
http://fraser.stlouisfed.org/
Federal Reserve Bank of St. Louis

Table 5. Producer price indexes for the net output of selected industries and their products—Continued

Industry and product[1]	Industry code	Product code	Index base	Index			Unadjusted percent change to Apr. 1994 from —	
				Dec. 1993[2]	Mar. 1994[2]	Apr. 1994[2]	Apr. 1993	Mar. 1994
Cookies and crackers—Continued								
All other cookies and wafers		2052-237	06/83	139.0	140.3	140.3	1.7	0
Secondary products and miscellaneous receipts		2052-SM						
Miscellaneous receipts		2052-M	06/83	137.9	139.3	139.3	1.0	0
Resales		2052-Z89	06/83	137.9	139.3	139.3	1.0	0
Secondary products		2052-S	06/83	124.7	124.7	124.7	3.4	0
Frozen bakery products, except bread	2053		06/91	105.8	106.1	106.4	.8	.3
Primary products		2053-P	12/82	148.6	149.1	149.5	1.2	.3
Frozen bakery products		2053-1						
Frozen pies (fruit, custard and cream type)		2053-111	12/82	161.1	161.5	161.5	.4	0
Sweet yeast goods including yeast raised doughnuts, sweet rolls, coffeecake, etc		2053-113	12/82	127.6	128.1	128.1	.6	0
Soft cakes including pound, layer, sheet, fruit, cheese, etc.		2053-114	12/82	133.1	133.1	134.4	1.2	1.0
All other bakery products including cookies and pastries; excluding bread and rolls		2053-119	12/82	153.4	153.5	153.5	1.8	0
Secondary products		2053-S	06/91	99.5	[3]	101.3	[3]	[3]
Sugar and confectionery products	206		12/84	120.4	119.4	119.9	2.4	.4
Raw cane sugar mills	2061		06/82	111.8	111.4	111.9	.9	.4
Primary products		2061-P	06/82	111.8	111.4	111.9	.9	.4
Raw cane sugar		2061-1	06/82	112.3	111.9	112.4	1.4	.4
Cane sugar refining	2062		06/82	123.0	122.8	122.8	-.6	0
Primary products		2062-P	06/82	123.0	122.8	122.8	-.6	0
Refined cane sugar		2062-1	06/82	123.0	122.8	122.8	-.6	0
Granulated cane sugar, including cube and tablet sugar		2062-1A	06/82	126.7	126.1	126.1	-.8	0
Consumer units (containers of 25 lbs or less)		2062-112	06/82	119.9	118.9	118.9	-3.0	0
Commercial units (bags and other containers: over 25 lbs)		2062-114	06/82	132.2	132.4	132.4	1.8	0
Bulk shipments (rail cars, trucks, or bins)		2062-115	06/82	130.4	129.3	129.5	-.1	.2
Confectioners' powdered sugar		2062-13	06/82	116.2	116.2	116.2	.7	0
Brown or soft sugar		2062-14	06/82	96.5	102.6	102.6	.7	0
Beet sugar processing	2063		06/82	109.6	109.5	109.1	-.3	-.4
Primary products		2063-P	06/82	109.7	109.5	109.1	-.5	-.4
Refined beet sugar		2063-1	06/82	109.7	108.9	108.5	-.7	-.4
Granulated beet sugar, including cube and tablet sugar		2063-1X	06/82	108.7	108.1	107.7	-.7	-.4
Individual services (small paper packets) and consumer units (cartons and sacks: 25 lb or less)		2063-107	10/82	98.8	96.9	94.8	2.3	-2.2
Commercial units (bags and other containers: over 25 lbs)		2063-113	11/82	111.7	111.6	111.5	1.1	-.1
Bulk shipments (rail cars, trucks, or bins)		2063-115	06/82	104.4	103.7	103.4	-2.5	-.3
Confectioners' powdered sugar		2063-13	11/82	122.3	120.8	120.6	-.6	-.2
Liquid sugar or sugar syrup		2063-15	06/82	115.0	113.4	[3]	[3]	[3]
Sucrose type		2063-151	10/82	100.7	99.3	[3]	[3]	[3]
Other beet sugar factory products and byproducts		2063-2	06/82	109.9	114.9	114.9	2.0	0
All other sugar beet refining products and byproducts, incl. dried beet pulp		2063-289	06/82	83.6	86.2	86.2	-9.7	0
Candy and other confectionery products	2064		06/83	134.8	134.7	135.7	1.5	.7
Primary products		2064-P	06/83	136.3	136.2	137.3	1.3	.8
Chocolate and chocolate type confectionery products made from purchased chocolate		2064-2	06/83	129.1	129.3	130.1	1.2	.6
Solid chocolate confectionery products		2064-2A	06/91	101.5	101.4	102.0	.6	.6
Solid chocolate confectionery products without inclusions		2064-211	06/91	102.1	102.1	103.3	1.4	1.2
Solid chocolate confectionery products with inclusions		2064-231	06/91	100.9	100.8	100.8	-.1	0
Enrobed or molded chocolate confectionery products		2064-251	06/91	101.3	101.7	102.0	.5	.3
Enrobed or molded chocolate confectionery products with candy, fruit, or nut centers		2064-25131	06/91	102.1	102.6	102.9	1.2	.3
Enrobed or molded chocolate confectionery products with bakery product centers		2064-25151	06/91	95.2	95.2	95.2	-5.0	0
Panned chocolate confectionery products		2064-271	06/91	95.3	94.7	94.7	2.8	0
Chocolate assortments and other chocolate and chocolate type confectionery products		2064-291	06/91	110.1	110.2	114.6	5.0	4.0
Nonchocolate type confectionery products		2064-3	06/83	134.3	133.6	134.7	1.2	.8
Hard candy		2064-311	06/91	104.2	104.4	104.6	.4	.2
Chewy nonchocolate candy, including granola bars		2064-321	06/91	109.4	109.4	110.7	.5	1.2
Soft nonchocolate candy		2064-331	06/91	104.6	103.8	106.5	3.7	2.6
Iced/coated nonchocolate confectionery products		2064-351	06/91	100.7	100.7	100.7	.4	0
Panned nonchocolate confectionery products		2064-371	06/91	102.3	99.6	98.6	.6	-1.0
Licorice and licorice type confectionery products		2064-381	06/91	101.4	101.4	105.4	3.9	3.9
Other confectionery type products		2064-9	06/91	95.2	95.2	103.3	8.5	8.5
Other candy and confectionery products, n.e.c.		2064-991	06/91	102.3	102.2	102.2	.4	0
Secondary products and miscellaneous receipts		2064-SM						
Miscellaneous receipts		2064-M	06/91	116.1	116.1	116.1	7.2	0
Resales		2064-Z89	06/91	116.1	116.1	116.1	7.2	0
Secondary products		2064-S	06/91	95.7	95.7	95.7	-1.9	0
Chocolate and cocoa products	2066		06/83	119.9	116.2	116.4	7.0	.2
Primary products		2066-P	06/83	119.5	115.6	115.9	7.7	.3

See footnotes at end of table.

Digitized for FRASER
http://fraser.stlouisfed.org/
Federal Reserve Bank of St. Louis

Table 5. Producer price indexes for the net output of selected industries and their products—Continued

Industry and product[1]	Industry code	Product code	Index base	Index			Unadjusted percent change to Apr. 1994 from —	
				Dec. 1993[2]	Mar. 1994[2]	Apr. 1994[2]	Apr. 1993	Mar. 1994
Chocolate and cocoa products—Continued								
Chocolate coatings		2066-1	06/83	95.9	95.5	95.0	6.5	-0.5
Sweet chocolate coatings		2066-112	06/83	80.4	80.1	79.0	6.3	-1.4
Milk chocolate coatings		2066-122	06/83	97.3	95.7	95.2	7.4	-.5
Chocolate confectionery products made from cocoa beans ground in the same establishment		2066-2	06/83	140.8	133.5	133.2	7.8	-.2
Solid chocolate confectionery products		2066-2A	06/91	101.8	102.0	101.6	-.4	-.4
Solid chocolate confectionery products without inclusions		2066-212	06/91	103.6	104.0	103.2	-.8	-.8
Other chocolate and cocoa products		2066-9	06/83	114.9	112.9	114.3	8.2	1.2
Powdered cocoa		2066-9B	06/91	130.3	125.5	125.5	13.7	0
Powdered cocoa, unsweetened		2066-963	12/85	177.0	158.6	158.6	58.1	0
Other chocolate and cocoa products, n.e.c.		2066-999	06/91	96.6	[3]	[3]	[3]	[3]
Secondary products and miscellaneous receipts		2066-SM						
Secondary products		2066-S	06/83	110.2	109.6	109.2	1.0	-.4
Chewing gum and gum base	2067		12/84	128.5	127.0	129.2	2.1	1.7
Primary products		2067-P	12/84	130.7	130.6	129.9	2.5	-.5
Chewing gum, non-medicated		2067-1	12/84	130.1	130.1	129.3	3.0	-.6
Containing sugar		2067-112	12/84	126.9	126.5	126.4	-.2	-.1
Secondary products		2067-S	12/84	127.8	121.6	132.6	[3]	9.0
Processed nuts and seeds (salted, roasted, cooked, blanched, etc.)	2068		06/91	108.4	108.0	107.9	4.9	-.1
Primary products		2068-P	06/91	108.9	110.1	110.0	6.8	-.1
Processed nuts sold in bulk		2068-11	06/91	108.5	112.6	112.9	11.3	.3
Peanuts		2068-113	06/83	168.4	168.4	168.4	1.1	0
Other nuts, made up of from one to three varieties		2068-117	06/83	141.6	154.3	155.4	28.0	.7
Processed nuts, packaged in cans		2068-13	06/91	99.5	99.3	97.6	-2.1	-1.7
Other nuts, made up of from one to three varieties		2068-137	11/83	192.4	190.7	190.7	-1.0	0
Processed nuts, in packaging other than cans or sold bulk		2068-15	06/91	111.9	111.9	111.9	6.7	0
Peanuts		2068-153	06/83	154.8	154.8	154.8	1.2	0
Other nuts, made up of from one to three varieties		2068-157	06/83	178.9	178.9	178.9	10.2	0
Secondary products and miscellaneous receipts		2068-SM						
Secondary products		2068-S	06/91	105.1	89.4	89.5	-12.6	.1
Fats and oils	207		12/84	108.7	109.1	107.0	10.4	-1.9
Cottonseed oil mill products	2074		06/85	125.5	127.2	122.1	14.2	-4.0
Primary products		2074-P	06/85	128.6	130.5	124.1	14.3	-4.9
Cottonseed oil, crude		2074-1	06/85	88.1	104.1	91.1	22.3	-12.5
Cottonseed oil, once refined		2074-2	06/85	92.8	100.6	97.0	21.3	-3.6
Cotton linters		2074-3	06/85	60.9	60.9	61.3	-4.7	.7
Cottonseed cake, meal, and other byproducts		2074-4	06/85	223.1	201.4	199.0	9.6	-1.2
Cottonseed cake and meal		2074-414	06/85	207.7	198.8	198.3	9.7	-.3
Cottonseed hulls		2074-451	06/85	365.0	243.1	226.6	8.1	-6.8
Other cottonseed byproducts		2074-498	07/85	185.9	203.6	206.0	16.3	1.2
Cottonseed oil once refined, purchased and deodorized only		2074-499	12/91	152.6	149.0	147.9	10.0	-.7
Secondary products and miscellaneous receipts		2074-SM						
Soybean oil mill products	2075		12/79	97.8	97.5	94.3	13.8	-3.3
Primary products		2075-P	12/79	94.2	93.1	89.8	11.8	-3.5
Soybean oil		2075-1						
Crude soybean oil		2075-11	12/79	97.0	99.6	97.2	32.4	-2.4
Soybean oil, crude, not degummed		2075-115	12/79	102.6	106.8	104.3	33.0	-2.3
Soybean cake, meal, and other byproducts		2075-2	12/79	91.5	88.1	84.3	1.2	-4.3
Soybean byproducts, meal		2075-211	12/79	92.1	88.3	84.3	.8	-4.5
Vegetable oil mills, n.e.c.	2076		12/85	117.0	120.1	117.6	15.6	-2.1
Primary products		2076-P	12/85	118.5	121.7	120.7	18.9	-.8
Vegetable oils, other than corn, cottonseed, soybean, and linseed		2076-2	12/85	123.0	132.2	130.8	36.0	-1.1
Peanut oil, crude		2076-252	12/85	102.0	114.6	108.8	52.2	-5.1
Sunflower oil, crude		2076-262	12/91	142.3	147.5	150.4	30.9	2.0
Other crude vegetable oils including safflower, canola, etc.		2076-264	12/91	108.7	114.5	113.1	15.2	-1.2
Other vegetable oil mill products, except cottonseed and soybean		2076-3	12/85	150.5	147.6	145.7	12.0	-1.3
Peanut cake and meal		2076-351	12/85	160.8	151.9	135.1	-.7	-11.1
Sunflower seed cake and meal		2076-361	12/91	122.2	132.3	127.2	17.9	-3.9
Animal and marine fats and oils	2077		12/82	111.9	111.5	108.6	-3.7	-2.6
Primary products		2077-P	12/82	110.2	109.3	106.1	-4.4	-2.9
Grease and inedible tallow		2077-1	12/82	99.8	107.9	104.9	-2.1	-2.8
Inedible tallow, including inedible animal stearin		2077-111	12/82	100.7	105.6	103.6	-2.0	-1.9
Inedible beef tallow		2077-11111	12/82	99.3	102.7	102.8	-.7	.1
Other inedible tallow and inedible animal stearin		2077-11113	12/82	105.4	111.9	107.8	-3.1	-3.7
Grease, other than wool grease		2077-113	12/82	101.0	117.3	111.8	-2.6	-4.7
Feed and fertilizer by-products		2077-2	12/82	115.7	109.2	105.7	-5.7	-3.2
Meat/bone meal		2077-211	12/82	113.6	105.4	102.0	-7.1	-3.2
Meat meal and combinations of meat and bone meal		2077-21111	12/82	112.1	104.0	100.7	-7.0	-3.2
Dry rendered tankage		2077-212	12/82	115.3	105.2	98.8	-10.7	-6.1
Feather meal		2077-237	12/82	134.1	110.9	104.8	-7.3	-5.5

See footnotes at end of table.

Digitized for FRASER
http://fraser.stlouisfed.org/
Federal Reserve Bank of St. Louis

Table 5. Producer price indexes for the net output of selected industries and their products—Continued

Industry and product[1]	Industry code	Product code	Index base	Index			Unadjusted percent change to Apr. 1994 from —	
				Dec. 1993[2]	Mar. 1994[2]	Apr. 1994[2]	Apr. 1993	Mar. 1994
Animal and marine fats and oils—Continued								
Other feed and fertilizer, including poultry by-product meal and blood meal		2077-298	12/82	119.0	118.9	116.5	-2.3	-2.0
Animal and marine oil mill products, including foots		2077-3	12/82	120.9	118.2	114.6	-5.6	-3.0
Fish and marine animal oil		2077-361	12/82	140.5	140.8	137.5	5.4	-2.3
Fish scrap and meal		2077-366	12/82	117.7	113.8	110.0	-9.6	-3.3
Secondary products and miscellaneous receipts		2077-SM						
Miscellaneous receipts		2077-M	12/82	79.5	[3]	[3]	[3]	[3]
Secondary products		2077-S	12/82	149.2	159.0	151.9	13.1	-4.5
Shortening and cooking oils	2079		12/81	137.4	142.9	144.1	17.7	.8
Primary products		2079-P	12/81	137.0	142.9	144.8	19.1	1.3
Shortening and cooking oils		2079-1	12/81	136.9	141.9	141.5	17.5	-.3
Baking or frying fats		2079-11	12/89	115.9	122.0	121.4	13.5	-.5
Baking or frying fats (shortening), 100% vegetable oil		2079-113	12/81	146.3	155.4	154.4	17.5	-.6
Baking or frying fats (shortening), 100% animal fats or blends of vegetable and animal fats		2079-115	12/81	109.1	110.1	110.5	-1.2	.4
Hydrogenated oils other than baking or frying fats		2079-142	12/81	121.8	121.7	121.1	15.7	-.5
Salad or cooking oils		2079-15	12/89	118.8	121.4	121.3	22.0	-.1
Salad or cooking oils, partially hydrogenated soybean oil		2079-151	12/81	148.2	151.1	148.6	25.1	-1.7
Salad or cooking oils, vegetable oil blends		2079-154	02/90	90.8	97.0	97.0	11.2	0
All other salad or cooking oils		2079-159	12/81	121.9	126.7	127.6	15.1	.7
Margarine		2079-2	12/81	135.5	144.7	154.5	24.4	6.8
Secondary products and miscellaneous receipts		2079-SM						
Secondary products		2079-S	12/81	141.8	145.5	143.0	11.2	-1.7
Beverages	208		12/84	118.3	119.2	119.1	.3	-.1
Malt beverages	2082		06/82	122.0	121.8	121.7	-1.1	-.1
Primary products		2082-P	06/82	122.0	121.9	121.7	-1.1	-.2
Canned beer		2082-1	06/82	125.8	127.6	128.5	.3	.7
Light beer in cans		2082-111	06/82	117.8	116.8	119.2	2.0	2.1
Regular beer in cans		2082-112	06/82	125.8	128.6	128.9	-.2	.2
Bottled beer		2082-2	06/82	117.9	113.4	113.1	-3.8	-.3
Returnable bottles		2082-211	06/82	98.5	100.4	99.4	1.3	-1.0
Light beer in returnable bottles		2082-21111	12/91	90.0	92.8	92.8	3.8	0
Regular beer in returnable bottles		2082-21112	06/82	101.7	103.3	102.0	.6	-1.3
Nonreturnable bottles		2082-221	06/82	135.1	127.9	127.9	-5.1	0
Light beer in nonreturnable bottles		2082-22111	06/82	126.4	126.7	126.4	.1	-.2
Regular beer in nonreturnable bottles		2082-22112	06/82	139.2	129.4	129.5	-6.7	.1
Barrels and kegs		2082-3	06/82	118.9	124.1	113.0	-3.2	-8.9
Regular beer in barrels and kegs		2082-312	06/82	124.6	128.9	113.8	-6.4	-11.7
Other fermented malt beverages and byproducts		2082-4	06/82	113.8	115.5	115.5	1.3	0
Malt liquor		2082-411	06/82	119.8	122.5	122.5	1.8	0
Ale, porter and stout		2082-471	06/82	129.0	129.0	129.0	.4	0
All other fermented malt beverages and by products (including non-alcoholic brews)		2082-499	12/91	98.0	97.4	97.4	-.6	0
Malt	2083		06/85	100.4	100.2	101.9	1.4	1.7
Primary products		2083-P	06/85	100.4	100.2	102.0	1.5	1.8
Malt and malt byproducts		2083-1	06/85	100.4	100.2	102.0	1.5	1.8
Secondary products and miscellaneous receipts		2083-SM						
Miscellaneous receipts		2083-M	12/92	100.0	95.8	98.6	-1.4	2.9
Contracts and other miscellaneous receipts		2083-Z89	12/92	100.0	95.8	98.6	-1.4	2.9
Wines, brandy and brandy spirits	2084		12/83	119.7	119.4	119.4	.3	0
Primary products		2084-P	12/83	122.7	121.9	122.0	-.2	.1
Wines		2084-A	12/91	102.8	102.1	102.2	-.3	.1
Grape table wines		2084-1	12/83	117.0	116.6	116.6	-.3	0
White wines		2084-112	12/83	113.0	112.0	112.1	-.4	.1
White varietal wines		2084-11211	12/83	125.8	125.0	125.3	-.3	.2
White generic, semi-generic, and proprietary wines		2084-11221	12/83	109.1	108.2	108.2	-.4	0
Red wines		2084-114	12/83	126.0	126.0	126.1	0	.1
Red varietal wines		2084-11411	12/83	167.6	167.2	167.9	-.1	.4
Red generic, semi-generic, and proprietary wines		2084-11421	12/83	113.8	113.9	113.9	.1	0
Rose wines		2084-116	12/83	109.4	109.6	109.6	-.4	0
Rose varietal wines		2084-11611	12/83	130.6	131.7	131.6	-1.6	-.1
Bulk wines		2084-2	12/83	174.3	166.8	166.8	-3.5	0
Bulk white wine		2084-212	12/83	151.5	134.7	134.7	-1.7	0
Bulk red wine (includes rose)		2084-214	12/91	126.4	126.2	126.2	-4.4	0
Dessert wines		2084-4	12/83	108.2	108.2	108.2	0	0
Sparkling wines, natural and carbonated		2084-5	12/83	116.8	116.8	116.8	3.3	0
Specialty (formula) wines		2084-6	12/90	91.1	90.9	91.1	-.1	.2
Other specialty (formula) wines		2084-619	12/90	91.8	91.8	91.8	0	0
Secondary products		2084-S	12/83	132.6	132.6	132.6	.1	0
Distilled spirits, except brandy	2085		06/83	138.6	140.2	140.1	1.4	-.1
Primary products		2085-P	06/83	136.5	138.5	138.4	1.8	-.1
Distilled spirits, except brandy (bulk and bottled)		2085-5	06/90	114.0	115.6	115.5	1.8	-.1
Bottled distilled spirits, except brandy		2085-52	06/83	139.9	141.3	141.2	.9	-.1

See footnotes at end of table.

Digitized for FRASER
http://fraser.stlouisfed.org/
Federal Reserve Bank of St. Louis

Table 5. Producer price indexes for the net output of selected industries and their products—Continued

Industry and product[1]	Industry code	Product code	Index base	Index			Unadjusted percent change to Apr. 1994 from —	
				Dec. 1993[2]	Mar. 1994[2]	Apr. 1994[2]	Apr. 1993	Mar. 1994
Distilled spirits, except brandy—Continued								
Whiskey		2085-521	06/90	110.3	111.1	111.1	0.5	0
American blended whiskey		2085-5211	06/90	107.1	107.1	107.1	-.5	0
American blended whiskey - blend of whiskies		2085-52111	06/83	130.3	130.3	130.3	-2.3	0
Bourbon whiskey and rye whiskey		2085-5212	06/83	144.7	146.2	146.2	.7	0
Bourbon whiskey		2085-52121	06/90	111.4	112.5	112.5	.7	0
Other whiskey, except imports (corn, bourbon & blend, light, etc.)		2085-5213	06/90	120.3	120.3	120.3	2.9	0
Distilled spirits, except whiskey and brandy		2085-522	06/90	121.3	122.8	122.6	1.6	-.2
Vodka		2085-52211	06/83	139.5	139.7	139.8	.5	.1
Gin		2085-52221	06/83	146.5	146.8	146.8	-.6	0
Cordials/liqueurs		2085-52241	06/83	137.0	143.9	143.1	4.9	-.6
Other distilled spirits, except imports (spirit-based coolers, bitters, etc.)		2085-52261	06/90	121.4	121.4	121.4	0	0
Secondary products and miscellaneous receipts		2085-SM						
Miscellaneous receipts		2085-M	08/83	135.7	136.1	136.1	1.7	0
Resales		2085-Z89	08/83	136.5	137.0	137.0	1.8	0
Bottled and canned soft drinks	2086		06/81	132.0	133.8	133.6	.7	-.1
Primary products		2086-P	06/81	132.3	134.7	134.5	.7	-.1
Bottled and canned soft drinks		2086-1	06/89	106.8	108.8	108.7	.6	-.1
Canned carbonated soft drinks in 10 and 12 oz cans		2086-11	06/89	102.9	103.0	103.2	-.2	.2
Nondietetics		2086-111	06/89	103.7	103.6	104.0	0	.4
Cola		2086-11151	06/89	103.5	102.3	102.4	.1	.1
Orange		2086-11152	06/89	90.4	96.1	105.2	2.2	9.5
Lemon, lime and lemon-lime		2086-11153	06/89	114.6	113.1	110.2	-2.5	-2.6
Ginger ale		2086-11155	06/89	100.0	103.7	103.7	-8.1	0
Other carbonated flavors including carbonated water and club soda		2086-11157	06/89	101.7	103.8	104.8	1.6	1.0
Low calorie		2086-112	06/89	100.2	100.9	100.5	-.7	-.4
Cola		2086-11258	06/89	100.4	101.2	100.6	-1.0	-.6
Other carbonated flavors including carbonated water and club soda		2086-11259	06/89	99.9	100.4	100.4	-.3	0
10 to 12 oz bottled carbonated soft drinks		2086-13	06/89	110.1	113.6	113.5	4.0	-.1
Nondietetics		2086-131	06/89	109.8	112.2	112.2	3.2	0
Cola		2086-13111	06/89	108.7	111.7	111.9	4.7	.2
16 oz bottled carbonated soft drinks		2086-14	06/89	117.4	120.6	120.4	2.4	-.2
Nondietetic		2086-141	06/89	117.4	121.0	121.0	2.4	0
Cola		2086-14121	06/89	121.2	125.7	125.8	2.9	.1
Other carbonated flavors including carbonated water and club soda		2086-14127	06/89	114.0	117.5	116.9	9.2	-.5
Low calorie		2086-142	06/89	117.6	117.8	116.9	2.7	-.8
Cola		2086-14228	06/89	119.1	119.2	118.3	-1.0	-.8
All other size bottled carbonated soft drinks		2086-16	06/89	103.0	107.4	106.3	-1.1	-1.0
Nondietetics		2086-161	06/89	102.5	107.2	105.5	-1.8	-1.6
Cola		2086-16142	06/89	101.7	105.4	104.2	-.9	-1.1
Other carbonated flavors including carbonated water and club soda		2086-16144	06/89	104.0	110.8	108.1	-3.4	-2.4
Low Calorie		2086-162	06/89	105.7	108.4	110.0	1.8	1.5
Cola		2086-16245	06/89	97.2	101.1	103.8	2.7	2.7
Other carbonated flavors including carbonated water and club soda		2086-16247	06/89	118.6	119.5	119.5	.8	0
Fruit drinks, cocktails and ades containing no real fruit juice		2086-171	06/89	102.5	101.7	101.7	-.8	0
Soft drinks sold in bulk		2086-4	06/89	117.6	120.9	120.9	3.7	0
Cola		2086-411	06/89	119.0	122.3	122.3	3.5	0
Other flavors		2086-421	06/89	114.8	118.1	118.1	4.1	0
Secondary products and miscellaneous receipts		2086-SM						
Miscellaneous receipts		2086-M	06/81	129.0	127.4	127.4	-.2	0
Resales		2086-Z89	06/81	130.2	128.7	128.6	-.2	-.1
Flavoring extracts and sirups, n.e.c.	2087		12/85	123.4	123.5	123.2	.5	-.2
Primary products		2087-P	12/85	126.2	126.2	125.9	.6	-.2
Flavoring extracts, emulsions and other liquid flavors		2087-1	12/85	100.4	100.4	100.4	-.3	0
Natural extracts in containers of more than 8 ounces		2087-115	12/85	108.5	108.5	108.5	-.5	0
Imitation extracts		2087-153	12/85	90.2	90.2	90.2	0	0
Liquid beverage bases, not for use by soft drink bottlers		2087-2	12/85	129.8	131.5	131.5	1.3	0
Other flavors		2087-225	12/85	128.1	129.8	129.8	1.3	0
Liquid beverage bases, for use by soft drink bottlers		2087-3	12/85	145.6	145.6	145.8	2.7	.1
Other liquid beverage bases containing kola extract or flavoring		2087-313	12/85	146.1	146.1	146.1	2.7	0
Other flavors		2087-339	12/85	142.3	142.4	143.7	2.8	.9
Other flavoring agents, except chocolate sirups; flavoring powders and tablets		2087-4	12/85	109.4	109.1	108.2	-2.1	-.8
Soft drinks (effervescent and noneffervescent)		2087-435	12/85	108.4	[3]	[3]	[3]	[3]
Other flavoring powders and tablets; dry mix cocktails; flavoring paste		2087-436	12/85	130.0	130.2	130.2	2.8	0
Flavoring sirups for fountain, ice cream, home beverage use, all flavors		2087-459	12/85	95.9	94.8	94.1	-1.9	-.7
Secondary products and miscellaneous receipts		2087-SM						
Secondary products		2087-S	12/85	101.2	101.4	101.4	.6	0
Miscellaneous food preparations and kindred products	209		12/84	119.3	119.1	119.6	.9	.4

See footnotes at end of table.

Digitized for FRASER
http://fraser.stlouisfed.org/
Federal Reserve Bank of St. Louis

Table 5. Producer price indexes for the net output of selected industries and their products—Continued

Industry and product[1]	Industry code	Product code	Index base	Index			Unadjusted percent change to Apr. 1994 from —	
				Dec. 1993[2]	Mar. 1994[2]	Apr. 1994[2]	Apr. 1993	Mar. 1994
Canned and cured seafoods	2091		12/84	106.6	104.2	108.1	-7.9	3.7
Primary products		2091-P	12/84	109.3	110.3	110.8	-4.6	.5
Canned and cured seafoods including soup (except frozen)		2091-1	12/84	109.3	110.3	110.8	-4.6	.5
Canned salmon		2091-113	12/84	115.8	114.6	115.2	-14.5	.5
Canned sardines		2091-114	12/84	117.4	125.0	125.0	.8	0
Canned clams		2091-115	12/84	116.3	122.9	124.0	3.8	.9
Other canned fish and seafood (except soups, stews, and chowders)		2091-119	12/84	127.0	130.7	132.1	2.3	1.1
Canned seafood soups, stews and chowders		2091-131	02/85	88.0	88.1	88.1	.1	0
Smoked salmon		2091-151	12/84	126.6	126.6	126.6	.5	0
Other smoked fish		2091-171	12/84	151.1	151.1	151.1	0	0
Salted and pickled fish		2091-182	12/84	132.6	132.6	132.6	3.0	0
Secondary products and miscellaneous receipts		2091-SM						
Secondary products		2091-S	12/84	106.2	(3)	107.8	-12.5	(3)
Fresh or frozen packaged fish	2092		12/82	135.0	136.1	136.5	.4	.3
Primary products		2092-P	12/82	134.7	136.6	137.2	1.8	.4
Fresh packaged fish and other seafood		2092-2	12/82	164.5	169.7	167.8	1.0	-1.1
Prepared fresh fish, excluding shellfish		2092-2A	06/89	112.7	117.4	113.0	-.9	-3.7
Prepared fresh shellfish		2092-2B	06/89	114.9	117.7	118.4	2.2	.6
Crabmeat: blue and rock		2092-221	12/82	167.4	180.2	182.3	-9.3	1.2
Other crabmeat		2092-222	06/89	86.5	97.9	109.9	9.2	12.3
Oysters		2092-224	12/82	162.9	162.9	162.9	-11.9	0
Clams		2092-225	06/89	(3)	(3)	(3)	(3)	(3)
Frozen packaged fish, excluding shellfish		2092-3	12/82	139.5	140.0	141.7	-3.7	1.2
Groundfish		2092-3A	06/89	119.8	119.0	120.7	-3.4	1.4
Groundfish, fillets and steaks		2092-321	12/82	156.9	154.8	154.9	-5.6	.1
Groundfish, sticks and portions		2092-322	12/82	160.1	159.2	161.1	-3.5	1.2
Other groundfish		2092-323	06/89	122.3	124.0	136.2	7.8	9.8
Flounder		2092-3B	06/89	110.2	(3)	110.2	1.2	(3)
Other frozen fish		2092-3C	06/89	90.5	92.5	93.5	-5.0	1.1
Other fillets and steaks		2092-326	12/82	114.5	119.9	120.3	-1.3	.3
Other frozen packaged fish		2092-329	12/82	106.6	107.0	108.9	-7.6	1.8
Frozen packaged shellfish and other seafood, including soup		2092-4	12/82	115.8	117.2	118.0	7.1	.7
Frozen shrimp		2092-4A	06/89	103.3	106.6	109.7	11.9	2.9
Shrimp, headless, raw		2092-421	06/89	106.6	115.8	122.3	20.4	5.6
Shrimp, peeled, raw		2092-422	06/89	110.3	113.6	117.0	16.2	3.0
Shrimp, peeled, cooked		2092-423	02/83	88.9	89.0	90.7	4.6	1.9
Shrimp, breaded		2092-424	12/82	99.8	101.5	103.0	7.1	1.5
Other 100 percent shrimp products		2092-425	06/89	85.1	85.1	87.9	7.3	3.3
Frozen crabs		2092-4C	06/89	100.5	103.4	103.8	.2	.4
Crab meat, blue and rock		2092-431	06/89	131.7	135.7	135.4	-2.9	-.2
Crab, king, sections		2092-434	08/89	67.3	(3)	(3)	(3)	(3)
Other crab		2092-435	08/89	133.5	(3)	(3)	(3)	(3)
Other frozen packaged shellfish		2092-4D	06/89	150.5	145.2	138.1	4.8	-4.9
Other frozen seafoods		2092-4E	06/89	120.5	113.7	(3)	(3)	(3)
Secondary products and miscellaneous receipts		2092-SM						
Miscellaneous receipts		2092-M	12/82	128.0	129.3	126.7	-7.4	-2.0
Resales		2092-Z89	06/89	122.4	123.7	121.2	-7.3	-2.0
Secondary products		2092-S	12/82	118.7	100.6	100.9	-18.4	.3
Coffee	2095		06/81	110.9	110.7	110.7	.3	0
Primary products		2095-P	06/81	105.3	105.1	105.1	.3	0
Whole bean and ground roasted coffee		2095-1	06/81	101.6	102.0	102.0	.6	0
Whole bean, roasted coffee		2095-111	06/81	102.3	103.2	104.1	3.6	.9
Ground, roasted coffee		2095-116	06/81	101.2	101.5	101.5	.2	0
Ground coffee mixtures		2095-121	06/88	76.7	76.8	76.8	.1	0
Concentrated (instant) coffee		2095-2	06/81	116.6	114.4	114.4	-.6	0
Secondary products and miscellaneous receipts		2095-SM						
Miscellaneous receipts		2095-M	06/81	101.7	101.7	101.7	.6	0
Resales		2095-Z89	06/81	101.6	101.6	101.6	.5	0
Potato and corn chips, and similar snacks	2096		06/91	102.2	102.5	103.6	2.1	1.1
Primary products		2096-P	12/85	117.4	117.8	119.1	2.1	1.1
Potato chips and sticks		2096-1	12/85	118.9	119.8	119.6	1.7	-.2
Potato chips		2096-111	06/91	100.2	100.9	100.8	1.7	-.1
Plain		2096-11112	06/91	101.6	102.7	102.8	2.6	.1
Flavored potato chips		2096-11114	06/91	96.6	96.4	95.7	-.4	-.7
Corn chips, curls and related products		2096-2	12/85	110.1	110.4	113.9	3.2	3.2
Corn and tortilla chips		2096-21	06/91	101.7	102.2	106.0	3.8	3.7
Corn chips		2096-212	06/91	103.1	106.9	106.9	4.2	0
Curls and related products		2096-299	06/91	101.3	100.1	100.2	-1.1	.1
Other chips, sticks, etc.		2096-3	12/85	136.1	134.8	134.8	1.0	0
Popped popcorn (except candied)		2096-311	06/91	116.6	116.6	116.6	2.8	0
Pork rinds		2096-312	06/91	105.1	100.0	100.0	-6.0	0
Other chips, sticks, etc.		2096-399	06/91	104.1	104.1	104.1	.9	0
Secondary products and miscellaneous receipts		2096-SM						
Miscellaneous receipts		2096-M	06/91	102.8	102.8	102.8	-.1	0
Secondary products		2096-S	06/91	101.6	102.2	100.4	1.4	-1.8
Manufactured ice	2097		12/85	126.9	127.2	127.3	4.0	.1

See footnotes at end of table.

Digitized for FRASER
http://fraser.stlouisfed.org/
Federal Reserve Bank of St. Louis

Table 5. Producer price indexes for the net output of selected industries and their products—Continued

Industry and product[1]	Industry code	Product code	Index base	Index			Unadjusted percent change to Apr. 1994 from —	
				Dec. 1993[2]	Mar. 1994[2]	Apr. 1994[2]	Apr. 1993	Mar. 1994
Manufactured ice—Continued								
Primary products		2097-P	12/85	119.7	119.9	120.1	4.7	0.2
Can or block ice		2097-1	12/85	133.6	134.3	134.3	9.6	0
Cubed,crushed or other processed ice		2097-2	12/85	111.8	111.8	112.0	1.4	.2
Macaroni, spaghetti, and noodles	2098		06/85	131.8	121.9	129.1	9.1	5.9
Primary products		2098-P	06/85	132.4	121.6	129.5	9.0	6.5
Macaroni, spaghetti, vermicelli, etc. (without egg)		2098-1	06/85	133.8	121.2	130.6	11.3	7.8
Macaroni, spaghetti, vermicelli, etc. (without egg)		2098-111	06/85	133.8	[3]	[3]	[3]	[3]
Noodle products, etc. (with egg)		2098-2	06/85	127.9	125.0	125.9	1.6	.7
Noodle products, etc. (with egg)		2098-211	06/85	127.9	[3]	[3]	[3]	[3]
Secondary products and miscellaneous receipts		2098-SM						
Miscellaneous receipts		2098-M	12/93	100.0	100.0	100.0	[3]	0
Secondary products		2098-S	06/85	[3]	121.8	122.3	[3]	.4
Food preparations, n.e.c.	2099		12/85	119.1	118.9	118.8	.9	-.1
Primary products		2099-P	12/85	119.7	119.4	119.2	.7	-.2
Perishable prepared foods (sold in bulk or packages, not frozen)		2099-A	12/85	125.4	125.9	125.7	2.6	-.2
Salads		2099-A21	12/85	124.7	124.7	124.7	3.5	0
Sandwiches, made from bread		2099-A31	12/85	144.8	145.5	145.5	5.4	0
Tortillas, tamales, and other Mexican food specialties		2099-A41	06/91	103.3	103.8	103.5	1.6	-.3
Other perishable prepared foods		2099-A98	12/85	122.0	122.9	122.9	1.7	0
Spices		2099-E	12/85	130.4	131.1	131.2	5.3	.1
Pepper, white and black		2099-E11	06/91	99.8	100.2	100.7	7.2	.5
Consumer sizes (less than 1 pound)		2099-E1131	12/85	126.0	126.0	126.0	2.4	0
Commercial sizes (1 pound or greater)		2099-E1133	12/85	84.1	85.2	86.6	21.5	1.6
Other spices, except pepper		2099-E12	06/91	113.2	113.8	113.8	4.8	0
Consumer sizes (less than 1 pound)		2099-E1238	12/85	164.5	164.5	164.5	6.2	0
Commercial sizes (1 pound or greater)		2099-E1239	12/85	100.0	102.2	102.2	1.1	0
Tea in consumer packages		2099-5	12/85	105.3	104.7	102.2	-3.6	-2.4
Packaged tea in tea bags		2099-582	12/85	103.4	102.4	102.4	-2.0	0
Powdered tea		2099-583	12/85	108.6	108.6	101.8	-6.3	-6.3
Cider and vinegar		2099-6	12/85	115.0	115.0	114.2	-.7	-.7
Vinegar, fermented and distilled		2099-651	12/85	115.0	115.0	114.2	-.7	-.7
Dry mix preparations		2099-7	06/91	100.6	100.1	100.2	-.1	.1
Seasoning mixes		2099-741	06/91	100.1	99.7	99.7	-.7	0
Other dry preparations, including bullion, but excluding imitation dairy mixes		2099-798	06/91	103.1	102.9	103.2	2.6	.3
Other food preparations, n.e.c.		2099-9	12/85	128.1	128.1	128.1	-1.7	0
Unpopped popcorn in consumer packages		2099-985	12/85	108.4	108.6	108.5	-4.7	-.1
Other (incl. cracker sandwiches mfpm, coconut, pectin)		2099-998	12/85	125.5	125.5	125.5	-.5	0
Secondary products and miscellaneous receipts		2099-SM						
Miscellaneous receipts		2099-M	12/85	104.1	104.1	104.1	3.4	0
Miscellaneous receipts		2099-MM	12/85	104.1	104.1	104.1	3.4	0
Secondary products		2099-S	12/85	120.9	122.4	121.9	.9	-.4
Tobacco manufactures	21		12/84	187.4	187.7	187.7	-24.4	0
Cigarettes	211		12/82	199.0	199.0	199.0	-26.4	0
Cigarettes	2111		12/82	199.0	199.0	199.0	-26.4	0
Primary products		2111-P	12/82	201.5	201.5	201.5	-27.4	0
Filter tip		2111-1	12/82	197.4	197.4	197.4	-27.4	0
81 to 95 mm long		2111-116	12/82	199.1	199.1	199.1	-26.5	0
Greater than 95 mm		2111-118	12/82	194.5	194.5	194.5	-29.0	0
Cigars	212		12/82	168.9	169.6	169.7	2.8	.1
Cigars	2121		12/82	168.9	169.6	169.7	2.8	.1
Primary products		2121-P	12/82	168.3	168.8	168.8	2.7	0
Cigars and cigarillos (weighing 3 or more pounds per 1,000 cigars)		2121-3	12/82	168.3	168.8	168.8	2.7	0
Cigarillos (weighing 3 to 10 pounds per 1,000)		2121-312	06/89	132.5	132.5	132.5	6.4	0
Cigars (weighing more than 10 pounds per 1,000)		2121-314	06/89	125.3	125.8	125.9	1.1	.1
Chewing and smoking tobacco and snuff	213		12/82	224.0	227.5	227.1	6.9	-.2
Chewing and smoking tobacco and snuff	2131		12/82	224.0	227.5	227.1	6.9	-.2
Primary products		2131-P	12/82	231.6	235.3	234.8	7.2	-.2
Smoking tobacco		2131-111	12/82	192.6	196.7	196.7	5.2	0
Loose leaf chewing tobacco		2131-113	12/82	201.0	210.8	208.8	3.9	-.9
Chewing tobacco other than loose leaf, including fine cut, plug, and twist		2131-115	12/82	216.6	221.7	221.7	2.4	0
Snuff, dry and moist		2131-117	12/82	285.6	286.1	286.1	9.7	0
Tobacco stemming and redrying	214		06/84	108.0	110.0	110.1	-.8	.1
Tobacco stemming and redrying	2141		06/84	108.0	110.0	110.1	-.8	.1
Primary products		2141-P	06/84	104.2	106.6	106.6	-1.3	0
Unstemmed leaf tobacco redried before packing, including interplant transfers		2141-1	06/84	113.7	114.7	114.7	.2	0

See footnotes at end of table.

Digitized for FRASER
http://fraser.stlouisfed.org/
Federal Reserve Bank of St. Louis

Table 5. Producer price indexes for the net output of selected industries and their products—Continued

Industry and product[1]	Industry code	Product code	Index base	Index			Unadjusted percent change to Apr. 1994 from —	
				Dec. 1993[2]	Mar. 1994[2]	Apr. 1994[2]	Apr. 1993	Mar. 1994
Tobacco stemming and redrying—Continued								
Unstemmed leaf tobacco redried before packing, including interplant transfers		2141-121	06/84	113.7	114.7	114.7	0.2	0
Tobacco stemmed		2141-2	06/84	103.0	105.4	(3)	(3)	(3)
Reconstituted tobacco (processed sheet and homogenized)		2141-3	06/89	106.9	108.8	108.9	2.0	.1
Reconstituted tobacco (processed sheet and homogenized)		2141-311	06/89	106.9	108.8	108.9	2.0	.1
Secondary products and miscellaneous receipts		2141-SM						
Miscellaneous receipts		2141-M	11/84	126.1	126.2	126.4	1.6	.2
Contract work and other miscellaneous receipts		2141-XY9	11/84	131.8	131.8	132.4	3.8	.5
Resales		2141-Z89	06/89	102.0	102.1	102.1	.1	0
Textile mill products	22		12/84	113.5	113.0	113.1	-.4	.1
Cotton broadwoven fabric	221		12/80	111.9	112.0	112.8	.7	.7
Cotton broadwoven fabric	2211		12/80	111.9	112.0	112.8	.7	.7
Primary products		2211-P	12/80	114.7	114.6	114.8	1.4	.2
Gray cotton broadwoven fabric, except interplant transfers		2211-A	12/80	110.2	111.0	111.2	-.3	.2
Plain weaves, except duck		2211-A1	06/87	110.5	112.8	112.5	-.6	-.3
Sheeting, other than bed sheeting		2211-A14	12/80	99.3	99.4	99.3	-1.3	-.1
Twill weaves, except denim		2211-A2						
Other weaves, except pile fabric		2211-A3	06/87	121.2	120.1	121.2	.2	.9
Duck		2211-A32	12/80	150.3	147.5	150.3	.5	1.9
Finished cotton broadwoven fabric, except interplant transfers		2211-B	12/80	111.5	109.2	109.8	-.8	.5
Plain weaves		2211-B1	06/87	123.6	(3)	(3)	(3)	(3)
Other plain weaves		2211-B15	06/87	123.7	(3)	(3)	(3)	(3)
Twill weaves		2211-B2	06/87	109.5	108.5	108.9	-1.1	.4
Blue indigo denim		2211-B21	06/87	107.1	105.1	102.9	-4.2	-2.1
Cotton broadwoven fabric, finished products		2211-C	12/80	139.0	139.0	(3)	(3)	(3)
Bedspreads		2211-C31	06/87	107.8	(3)	(3)	(3)	(3)
Secondary products and miscellaneous receipts		2211-SM						
Secondary products		2211-S	12/80	95.6	96.8	99.9	-4.2	3.2
Man-made fiber and silk broadwoven fabric		2221-S	12/80	110.9	110.9	109.2	-5.5	-1.5
Synthetic fiber and silk broadwoven fabric	222		06/81	113.5	110.0	109.8	-4.4	-.2
Synthetic fiber and silk broadwoven fabric	2221		06/81	113.5	110.0	109.8	-4.4	-.2
Primary products		2221-P	06/81	112.6	108.9	108.6	-5.0	-.3
Gray goods, except interplant transfers		2221-1	06/81	109.6	108.2	108.7	-3.9	.5
Filament yarn fabric (85% + filament)		2221-12	06/81	116.1	115.9	115.9	0	0
Chiefly rayon and/or acetate		2221-121	06/81	143.6	140.9	140.9	.4	0
Other filament yarn fabric		2221-122	06/81	110.3	110.6	110.6	-.1	0
Chiefly polyester		2221-1224	06/81	99.2	98.8	98.7	-.9	-.1
Spun yarn fabric (85% + spun), except manmade fiber/wool blends and silk fabric		2221-13	06/81	104.8	103.0	103.3	-6.2	.3
Plain weaves		2221-135	06/87	98.9	97.1	97.1	-6.5	0
Plain printcloth		2221-1351	06/87	96.4	93.9	94.1	-8.3	.2
Chiefly polyester/cotton blends		2221-13511	06/81	102.3	98.8	99.3	-12.4	.5
Other plain weaves		2221-1356	06/87	101.8	103.4	103.4	.6	0
Twill weaves		2221-136	06/87	105.5	102.9	103.8	-7.5	.9
Other weaves, except pile fabric		2221-137	06/87	95.8	96.8	96.8	-.1	0
Other		2221-1372	06/87	99.1	100.0	100.0	-.2	0
Spun/filament yarn fabric (less than 85% spun or filament)		2221-143	04/85	114.8	112.3	115.0	-4.5	2.4
Finished fabric, except interplant transfers		2221-2	06/81	118.7	119.1	120.2	1.6	.9
Filament yarn fabric (85% + filament)		2221-21	06/87	112.7	113.8	115.8	3.8	1.8
Chiefly polyester		2221-212	06/87	109.6	109.6	111.9	4.2	2.1
Chiefly other filaments		2221-213	06/87	116.9	118.5	120.4	3.6	1.6
Spun yarn fabric (85% + spun), except manmade fiber/wool blends and silk fabric		2221-22	06/87	116.0	115.8	116.6	.9	.7
Plain weaves		2221-224	06/87	119.9	119.0	120.3	1.0	1.1
Plain printcloth		2221-2241	06/87	119.1	120.0	119.1	.5	-.8
Broadcloth, carded and combed		2221-2242	06/87	115.2	112.7	113.9	1.6	1.1
Other plain weaves		2221-2245	06/87	119.5	119.7	121.3	.3	1.3
Twill weaves		2221-225	06/87	112.7	113.6	113.7	.8	.1
Other weaves, except pile fabric		2221-226	06/87	107.8	108.1	108.1	.3	0
Other		2221-22612	06/87	107.8	108.1	108.1	.3	0
Spun/filament yarn fabric (less than 85% spun or filament)		2221-231	06/87	113.0	114.0	114.0	0	0
Fabricated textile products		2221-3	06/81	111.0	111.3	111.3	.3	0
Secondary products and miscellaneous receipts		2221-SM						
Secondary products		2221-S	06/81	119.4	118.3	118.4	-.4	.1
Cotton broadwoven fabric		2211-S	06/87	110.1	110.0	109.9	-.4	-.1
Other grey cotton fabric		2211-A341S	06/87	103.6	103.2	102.9	-1.2	-.3
Finished cotton broadcloth		2211-B131S	06/87	111.4	112.1	113.1	2.3	.9
Other finished cotton fabrics		2211-B331S	06/87	113.6	113.5	113.7	.4	.2
Other secondary products		2221-SSS	06/87	115.6	113.5	113.6	-.5	.1
Wool weaving and finishing	223		06/85	114.1	113.3	113.4	-.3	.1

See footnotes at end of table.

Digitized for FRASER
http://fraser.stlouisfed.org/
Federal Reserve Bank of St. Louis

Table 5. Producer price indexes for the net output of selected industries and their products—Continued

Industry and product[1]	Industry code	Product code	Index base	Index			Unadjusted percent change to Apr. 1994 from —	
				Dec. 1993[2]	Mar. 1994[2]	Apr. 1994[2]	Apr. 1993	Mar. 1994
Wool weaving and finishing	2231		06/85	114.1	113.3	113.4	-0.3	0.1
Primary products		2231-P	06/85	108.6	107.8	108.0	-.2	.2
Finished wool fabrics		2231-A	06/85	110.2	109.0	109.2	-.4	.2
Finished wool apparel fabrics		2231-3	06/85	106.4	105.2	105.4	-.6	.2
Worsted		2231-314	06/85	115.3	112.7	113.0	-1.2	.3
Woolen		2231-316	06/85	104.4	105.0	105.1	.7	.1
Finished wool non-apparel fabrics and felts		2231-411	06/85	122.2	121.7	121.5	.5	-.2
Secondary products and miscellaneous receipts		2231-SM						
Secondary products		2231-S	06/85	132.1	130.9	130.9	-1.1	0
Narrow fabric mills	224		06/84	115.5	115.8	116.2	.3	.3
Narrow fabric mills	2241		06/84	115.5	115.8	116.2	.3	.3
Primary products		2241-P	06/84	115.8	116.1	116.5	.3	.3
Woven narrow fabric		2241-1	06/84	109.9	110.5	111.1	1.3	.5
Elastic		2241-11	06/84	116.3	117.4	118.1	1.6	.6
Corset and allied lines		2241-112	06/84	110.0	111.0	112.8	2.5	1.6
Over 3/4 inches		2241-11213	06/91	104.6	107.3	107.3	[3]	0
Underwear		2241-113	06/91	101.4	101.8	101.8	.4	0
Other apparel		2241-114	06/84	131.3	133.2	133.2	1.8	0
Nonelastic		2241-12	06/84	106.6	107.0	107.5	1.0	.5
Woven edge ribbons		2241-121	06/84	98.5	99.9	99.9	1.4	0
Woven labels		2241-123	06/84	120.6	120.6	120.6	.5	0
Tapes (wt. less than 15 oz./sq. yd.)		2241-125	06/84	102.4	103.2	103.2	1.0	0
All other tape		2241-12556	06/84	89.6	90.9	90.9	2.0	0
Webbing (wt. 15 oz./sq. yd. or more)		2241-127	06/84	112.7	112.6	114.5	1.8	1.7
All other webbing		2241-12739	06/84	111.0	110.9	113.5	2.4	2.3
All other nonelastic		2241-129	06/84	98.1	98.4	99.3	1.1	.9
Braided narrow fabric		2241-4	06/84	131.9	131.9	131.9	-1.9	0
Nonelastic braids		2241-422	06/84	127.1	127.1	127.1	-2.5	0
Shoe and corset laces		2241-42221	06/84	124.3	124.3	124.3	-4.7	0
Other nonelastic braids		2241-42223	06/84	128.6	128.6	128.6	-1.8	0
Secondary products and miscellaneous receipts		2241-SM						
Secondary products		2241-S	06/84	113.0	113.0	113.0	.7	0
Knitting mills	225		12/84	112.7	112.6	112.7	-.9	.1
Women's hosiery knit on 300 needles or more	2251		06/84	114.7	114.0	114.1	-.5	.1
Primary products		2251-P	06/84	115.2	114.5	114.6	-.5	.1
Finished seamless hosiery		2251-3	06/84	115.6	114.9	115.0	-.6	.1
Stockings and knee-highs, knit on 300 needles or more		2251-321	06/84	116.9	117.0	117.2	.6	.2
Knee-high		2251-32177	06/84	116.9	117.2	117.4	.5	.2
Full-length		2251-32188	06/84	135.2	135.2	135.2	.6	0
Pantyhose		2251-351	06/84	114.7	113.8	113.8	-1.0	0
Under 30 denier, sheer		2251-35122	06/84	121.0	119.6	119.8	-.7	.2
Elastomer pantyhose		2251-3516	06/84	108.8	107.7	107.7	-.9	0
Control top		2251-35161	06/84	114.2	111.7	111.8	-1.9	.1
Leg support		2251-35162	06/84	104.5	104.5	104.5	-.1	0
Other women's finished hosiery, knit on 300 needles or more		2251-361	06/84	140.9	140.9	140.9	0	0
Unfinished seamless hosiery		2251-5	06/84	113.1	113.1	113.1	0	0
Unfinished pantyhose		2251-517	06/84	122.2	122.2	122.2	0	0
Secondary products and miscellaneous receipts		2251-SM						
Secondary products		2251-S						
Hosiery, n.e.c.		2252-S	06/84	109.4	109.4	109.4	0	0
Hosiery, n.e.c.	2252		06/84	113.3	113.2	113.2	-.5	0
Primary products		2252-P	06/84	112.6	112.3	112.3	-.9	0
Men's finished hosiery		2252-22	06/84	116.5	116.7	116.7	.1	0
Anklet		2252-222	06/84	122.2	122.4	122.4	-.1	0
Non-cushion		2252-2222	06/84	124.7	125.0	125.0	0	0
Natural fibers		2252-22221	06/84	117.3	117.3	117.3	0	0
Manmade fibers		2252-22227	06/84	128.2	128.5	128.5	0	0
Mid-calf/crew		2252-223	06/84	114.4	115.1	114.7	.4	-.3
Cushion		2252-2231	06/84	110.6	111.2	110.5	.1	-.6
Natural fibers		2252-22311	06/84	104.5	104.5	102.9	-1.1	-1.5
Manmade fibers		2252-22317	06/84	115.1	116.2	116.2	1.0	0
Non-cushion		2252-2232	06/84	120.6	121.3	121.2	.6	-.1
Natural fibers		2252-22321	06/84	123.7	124.9	124.7	1.4	-.2
Manmade fibers		2252-22327	06/84	119.4	119.7	119.7	0	0
Knee-high		2252-224	06/84	105.3	105.2	105.3	0	.1
Cushion		2252-2241	06/84	101.5	101.3	101.3	-.2	0
Natural fibers		2252-22411	06/84	109.0	108.6	108.6	-.4	0
Non-cushion		2252-2242	06/84	121.1	121.1	121.9	.7	.7
Natural fibers		2252-22421	06/84	129.3	129.3	130.1	.6	.6
Other finished hosiery, knit on less than 300 needles, except women's stockings		2252-23	06/84	110.7	110.2	110.2	-1.8	0
Women's, girls' and boys' footsock		2252-231	06/84	99.9	99.9	99.9	0	0
Women's, girls' and boys' anklet		2252-232	06/84	101.4	101.6	101.5	0	-.1
Cushion		2252-2321	06/84	96.1	96.1	96.1	-.5	0
Natural fibers		2252-23211	06/90	96.1	96.1	96.1	-.5	0

See footnotes at end of table.

Digitized for FRASER
http://fraser.stlouisfed.org/
Federal Reserve Bank of St. Louis

Table 5. Producer price indexes for the net output of selected industries and their products—Continued

Industry and product[1]	Industry code	Product code	Index base	Index			Unadjusted percent change to Apr. 1994 from —	
				Dec. 1993[2]	Mar. 1994[2]	Apr. 1994[2]	Apr. 1993	Mar. 1994
Hosiery, n.e.c.—Continued								
Non-cushion		2252-2322	06/84	105.5	105.8	105.8	0.4	0
Natural fibers		2252-23221	06/84	130.5	131.2	131.1	.7	-.1
Manmade fibers		2252-23227	06/84	94.6	94.6	94.6	0	0
Women's, girls', and boy's knee-high socks		2252-233	06/84	131.0	129.3	129.3	-2.9	0
Women's knee-high socks--manmade fibers		2252-2334	06/90	105.2	105.2	105.2	-.8	0
Other women's, girls' and boys' finished hosiery, including leg warmers, waist-highs, etc.		2252-234	06/84	106.6	106.5	106.5	.4	0
Infants' and children's anklet		2252-235	06/84	107.6	107.6	107.6	-2.2	0
Natural fibers		2252-23511	06/84	107.2	107.2	107.2	-5.5	.0
Other infants' and children's finished hosiery		2252-238	06/84	96.9	96.9	96.9	-7.4	0
Unfinished hosiery, knit on less than 300 needles, except women's stockings		2252-24	06/84	103.8	101.9	102.0	-2.2	.1
Men's unfinished hosiery		2252-242	06/84	103.4	100.9	101.0	-2.9	.1
Other unfinished hosiery, knit on less than 300 needles, except women's stockings		2252-246	06/84	107.1	106.7	106.7	-.4	0
Secondary products and miscellaneous receipts		2252-SM						
Secondary products		2252-S	06/84	109.2	109.2	109.2	1.5	0
Knit outerwear	2253		12/84	113.1	114.1	113.7	.4	-.4
Primary products		2253-P	12/84	114.1	115.1	114.6	.4	-.4
Sweaters and sweater vests		2253-1	12/84	115.7	118.3	116.9	.3	-1.2
Men's and boys'		2253-12	12/84	127.4	128.8	127.3	.1	-1.2
All manmade and chiefly manmade		2253-124	12/84	122.3	122.4	122.4	.5	0
Other fibers		2253-126	06/90	98.4	98.4	94.0	-4.5	-4.5
Women's, misses' and juniors'		2253-14	12/84	102.1	105.8	104.4	-.1	-1.3
All manmade and chiefly manmade		2253-144	12/84	([3])	105.3	103.2	3.0	-2.0
Cotton		2253-146	06/90	99.9	101.0	101.3	-4.6	.3
Knit outerwear sport shirts, including sweat shirts		2253-2	12/84	121.7	120.5	120.4	-1.0	-.1
Men's and boys'		2253-22	12/84	123.2	121.7	121.6	-.9	-.1
Sweatshirts and jerseys		2253-222	06/90	102.2	98.3	98.3	-.6	0
Cotton sport shirts		2253-223	06/90	88.9	([3])	88.8	([3])	([3])
Other knit outerwear		2253-3	12/84	104.4	106.4	106.2	1.6	-.2
Women's, misses' & juniors' knit outerwear, excl. sweaters, jackets, jerseys & sport shirts		2253-31	12/84	106.4	107.9	107.9	1.9	0
Women's, misses' and juniors' slacks, jeans and dungarees		2253-315	12/84	107.9	109.0	108.9	([3])	-.1
Women's, misses', and juniors' knit outerwear		2253-319	12/84	106.0	107.5	107.5	2.9	0
Men's and boys' knit outerwear, excluding sweaters, jackets, jerseys and sport shirts		2253-33	12/84	119.0	122.6	122.1	1.6	-.4
Men's and boys' trousers		2253-333	06/90	103.8	([3])	([3])	([3])	([3])
Men's and boys' shirts, excluding sport shirts		2253-335	12/84	119.6	118.9	118.7	-3.6	-.2
Men's and boys' other knit outerwear		2253-338	12/84	119.4	123.6	123.0	2.1	-.5
Contract work on knitting and dyeing knit outerwear		2253-9						
Contract work on knitting and dyeing knit outerwear		2253-911	12/84	121.7	122.3	122.2	2.3	-.1
Secondary products and miscellaneous receipts		2253-SM						
Secondary products		2253-S	12/84	112.0	113.2	113.3	-.8	.1
Other secondary products		2253-SSS	06/90	105.6	107.4	107.6	-1.1	.2

Digitized for FRASER
http://fraser.stlouisfed.org/
Federal Reserve Bank of St. Louis

Table 5. Producer price indexes for the net output of selected industries and their products—Continued

Industry and product[1]	Industry code	Product code	Index base	Index			Unadjusted percent change to Apr. 1994 from —	
				Dec. 1993[2]	Mar. 1994[2]	Apr. 1994[2]	Apr. 1993	Mar. 1994
Knit underwear and nightwear mills	2254		06/82	128.4	128.4	128.9	-1.5	0.4
Primary products		2254-P	06/82	128.2	128.2	128.3	-2.1	.1
Men's and boys' knit underwear		2254-A	06/82	127.5	127.5	127.5	-3.3	0
Men's and boys' undershirts, except thermal		2254-1	06/82	126.6	126.6	126.6	-5.6	0
Undershirts, except athletic types		2254-122	06/82	125.1	125.1	125.1	-6.3	0
Men's and boys' shorts and briefs		2254-4	06/82	104.6	104.6	104.6	-2.0	0
Shorts and briefs, except thermal underwear and union suits		2254-411	12/87	104.0	104.0	104.0	-1.9	0
Women's and children's underwear and nightwear		2254-C	06/82	131.2	131.2	131.8	1.5	.5
Women's and children's underwear		2254-2	06/82	135.5	135.5	135.2	1.3	-.2
Women's underwear		2254-21	06/82	136.3	136.3	(3)	(3)	(3)
Secondary products and miscellaneous receipts		2254-SM						
Circular knit fabrics	2257		06/81	105.3	104.1	104.3	-2.6	.2
Primary products		2257-P	06/81	105.1	104.2	104.3	-2.3	.1
Gray fabrics		2257-1						
Gray fabrics		2257-111	06/81	107.5	107.5	107.5	-.9	0
Finished underwear and nightwear fabrics		2257-2						
Finished high pile fabrics		2257-4						
Finished high pile fabrics		2257-411	06/81	107.0	107.0	107.0	.4	0
Finished single knit outerwear fabrics		2257-5	06/81	104.7	103.6	103.9	-3.8	.3
Manmade and chiefly manmade fibers		2257-511	06/81	106.5	105.9	106.2	-2.4	.3
All other fibers		2257-512	06/81	106.4	104.3	104.6	-6.5	.3
Finished rib knit outerwear fabrics, excluding double knit and interlock		2257-6	06/87	108.7	107.0	106.8	-4.7	-.2
Manmade and chiefly manmade fibers		2257-611	06/87	108.3	108.1	107.8	-.6	-.3
Finished double knit outerwear fabrics, including interlock and eightlock fabrics		2257-7	06/81	98.6	94.6	96.3	-2.9	1.8
Manmade and chiefly manmade fibers		2257-711	06/81	96.9	93.7	93.7	-3.8	0
All other finished circular knit fabrics		2257-8						
All other finished circular knit fabrics		2257-811	06/81	108.3	108.3	104.9	-3.1	-3.1
Contract work on gray and finished circular knit fabric		2257-9	06/81	110.5	110.7	110.7	-.7	0
Contract knitting of gray fabric		2257-911	06/87	102.8	103.3	103.3	-.6	0
Contract knitting/finishing		2257-915	06/81	112.3	112.3	112.3	-.8	0
Secondary products and miscellaneous receipts		2257-SM						
Warp knit fabrics	2258		06/81	118.5	118.6	118.9	-.6	.3
Primary products		2258-P	06/81	117.2	117.6	117.8	-.2	.2
Gray goods		2258-1						
Gray goods		2258-101	06/81	117.9	119.8	119.8	1.6	.0
Finished underwear and nightwear fabrics		2258-2	06/81	113.6	113.6	113.5	-.4	-.1
Manmade and chiefly manmade fibers		2258-211	06/81	127.6	127.6	127.6	-.3	0
Finished outerwear fabrics		2258-3	06/81	124.0	125.1	125.4	-2.3	.2
Manmade and chiefly manmade fibers		2258-311	06/87	121.8	122.9	123.2	-2.2	.2
Other finished warp knit fabrics		2258-4	06/81	117.1	115.8	116.3	-.9	.4
Others		2258-439	09/81	127.5	126.0	126.6	-.8	.5
Contract work on gray and finished warp knit fabric		2258-9	06/81	114.3	114.3	114.3	1.2	0
Contract knitting/finishing		2258-915	06/81	114.3	114.3	114.3	1.2	0
Secondary products and miscellaneous receipts		2258-SM						
Secondary products		2258-S	06/81	136.8	140.6	140.6	3.9	0
Other secondary products		2258-SSS	06/81	144.6	148.6	148.6	3.9	0
Knitting mills n.e.c.	2259		12/85	113.5	114.0	114.0	.6	0
Primary products		2259-P	12/85	113.0	113.5	113.5	.4	0
Knit gloves and mittens		2259-1	12/85	117.5	118.7	118.7	.7	0
Work, including fabric and leather or plastic combinations		2259-171	12/85	117.4	117.4	117.4	-.4	0
Other knit end products		2259-2	12/85	110.1	110.1	110.2	.1	.1
Other knit end products, n.e.c.		2259-298	12/85	110.1	110.1	110.2	.1	.1
Dyeing and finishing textiles, except wool fabrics and knit goods	226		12/84	125.8	125.3	125.1	.3	-.2
Finished cotton broadwoven fabric	2261		06/84	127.1	127.5	127.0	3.8	-.4
Primary products		2261-P	06/84	127.2	127.6	126.9	2.1	-.5
Non-commission finished fabric		2261-7	06/84	120.1	120.0	120.0	1.9	0
Plain weaves		2261-72	06/87	125.3	125.2	125.2	3.6	0
Other plain weaves		2261-725	06/87	122.2	121.8	121.9	1.1	.1
Commission finishing		2261-9						
Commission finishing		2261-911	02/86	140.0	141.4	139.4	2.4	-1.4
Secondary products and miscellaneous receipts		2261-SM						
Secondary products		2261-S	06/84	119.6	119.6	119.6	10.5	0
Finished synthetic fiber and silk broadwoven fabric	2262		06/84	130.1	128.9	128.6	-1.0	-.2
Primary products		2262-P	06/84	132.6	131.3	130.8	-1.2	-.4
Non-commission finished fabric		2262-8	06/84	135.0	132.8	132.3	-1.9	-.4
Commission finishing		2262-9	06/84	128.3	128.7	128.5	.4	-.2
Commission finishing		2262-911						
Secondary products and miscellaneous receipts		2262-SM						
Secondary products		2262-S	06/84	123.5	122.4	122.5	-.3	.1
Finished yarn, raw stock, braided goods and narrow fabric, except knits and wool	2269		06/83	120.5	121.8	121.9	1.2	.1

See footnotes at end of table.

Digitized for FRASER
http://fraser.stlouisfed.org/
Federal Reserve Bank of St. Louis

Table 5. Producer price indexes for the net output of selected industries and their products—Continued

Industry and product[1]	Industry code	Product code	Index base	Index			Unadjusted percent change to Apr. 1994 from —	
				Dec. 1993[2]	Mar. 1994[2]	Apr. 1994[2]	Apr. 1993	Mar. 1994
Finished yarn, raw stock, braided goods and narrow fabric, except knits and wool—Continued								
Primary products		2269-P	06/83	121.9	123.3	123.5	1.3	0.2
Non-commission finishing		2269-A	12/89	104.6	105.9	106.0	1.2	.1
Dyed yarn		2269-2	06/83	120.9	122.6	122.7	1.2	.1
Chiefly carded cotton yarn		2269-221	06/83	115.0	116.7	117.4	-2.2	.6
Chiefly combed cotton yarn		2269-223	06/83	134.1	137.4	137.5	1.1	.1
Chiefly acrylic or modacrylic yarn		2269-232	06/83	111.1	111.1	111.1	0	0
Polyester/cotton spun yarn		2269-241	06/83	112.9	116.4	116.4	4.4	0
Other chiefly polyester spun yarn		2269-243	06/83	125.3	127.4	127.4	1.7	0
Other dyed yarn		2269-254	06/83	130.1	130.1	130.1	0	0
Finished braided or woven narrow fabric		2269-771	11/83	127.8	128.0	129.0	3.6	.8
Commission finishing		2269-B	12/89	106.2	106.8	106.8	1.5	0
Chiefly carded cotton yarn		2269-921	12/89	103.5	102.0	102.0	-1.3	0
Chiefly rayon or acetate yarn		2269-922	12/89	106.6	111.1	111.1	6.2	0
Bleached or dyed raw stock		2269-923	12/89	123.9	123.9	123.9	2.3	0
Other commission finishing		2269-929	12/89	103.1	103.1	103.1	.5	0
Secondary products and miscellaneous receipts		2269-SM						
Secondary products		2269-S	11/83	117.1	117.1	117.1	.8	0
Floor covering mills	227		12/84	109.8	109.2	108.8	.8	-.4
Carpet and rugs	2273		06/90	100.5	100.0	99.6	.8	-.4
Primary products		2273-P	06/90	100.1	99.4	99.1	.7	-.3
Woven carpet and rugs		2273-1	06/85	127.0	127.1	127.5	1.5	.3
Woven carpet and rugs, including mats and art squares		2273-111	06/85	127.0	127.1	127.5	1.5	.3
Tufted carpet and rugs		2273-2	12/79	138.4	137.4	137.1	.8	-.2
Bathmats and sets and scatter rugs 6 X 9 or less		2273-211	12/79	142.4	142.6	142.6	2.2	0
Tufted broadloom		2273-233	12/79	139.5	138.2	137.7	.7	-.4
Nylon tufted broadloom		2273-23301	12/79	146.5	144.8	144.3	.5	-.3
Other tufted broadloom		2273-23309	12/79	105.9	105.9	105.9	1.0	0
Automobile and aircraft carpeting		2273-255	12/79	119.5	119.5	119.5	-.8	0
Other tufted carpet and rugs, including artificial grass		2273-277	02/85	117.8	117.8	117.8	1.4	0
Finishing only		2273-288	12/86	103.2	103.2	103.2	.9	0
Other carpet and rugs		2273-3	06/85	122.7	122.7	119.4	-1.1	-2.7
Needle punched carpet and rugs		2273-321	06/85	118.9	118.9	114.3	-2.6	-3.9
Braided, hooked, and other carpet and rugs, excluding woven and tufted		2273-331	06/85	129.2	129.2	[3]	[3]	[3]
Secondary products and miscellaneous receipts		2273-SM						
Miscellaneous receipts		2273-M	06/90	105.6	[3]	[3]	[3]	[3]
Yarn and thread mills	228		12/84	106.2	106.4	106.4	-.8	0
Spun yarn	2281		12/82	100.6	101.1	101.0	-1.2	-.1
Primary products		2281-P	12/82	100.3	100.8	100.7	-1.3	-.1
Carded cotton yarns		2281-1	12/82	86.4	87.4	89.5	-4.7	2.4
Gray carded cotton yarns for sale to others		2281-113	12/82	86.2	87.3	89.6	-4.4	2.6
1 - 20 count		2281-1131	12/82	94.7	94.0	96.2	-6.7	2.3
21 count and over		2281-1133	12/82	71.8	75.9	78.4	.6	3.3
Combed cotton yarns		2281-2	12/82	105.3	106.3	109.4	1.2	2.9
Gray combed cotton yarns for sale to others		2281-213	12/82	104.5	106.2	109.8	1.9	3.4
1 - 25 count		2281-2131	12/82	97.9	99.2	102.9	2.8	3.7
26 count and over		2281-2133	12/82	109.4	111.9	114.6	.1	2.4
Rayon and/or acetate spun yarns		2281-3	12/82	124.9	104.2	108.4	-15.2	4.0
Gray rayon and/or acetate spun yarns for sale to others		2281-313	12/82	124.9	104.2	108.4	-15.2	4.0
Spun noncellulosic fiber, silk, and wool yarns		2281-4	12/82	103.3	104.6	104.4	-.1	-.2
Spun chiefly polyester yarns		2281-41	12/82	99.9	100.3	101.0	-2.6	.7
Gray spun chiefly polyester yarns for sale to others		2281-413	12/82	94.2	94.8	96.4	-3.6	1.7
100% spun polyester		2281-4133	12/82	109.5	111.2	111.2	1.0	0
Blends, chiefly polyester		2281-4135	12/82	90.4	90.8	92.7	-5.0	2.1
50-50 polyester/cotton blend		2281-41351	12/82	88.9	89.4	91.3	-6.0	2.1
Spun noncellulosic fiber, silk, and wool yarns, excluding polyester		2281-42	12/82	104.9	106.6	106.0	.9	-.6
Gray spun noncellulosic fiber, silk, and wool yarns for sale		2281-423	12/82	100.3	103.2	102.8	2.1	-.4
100% acrylic		2281-4231	12/82	[3]	[3]	[3]	[3]	[3]
100% nylon		2281-4233	12/82	102.6	[3]	[3]	[3]	[3]
Chiefly wool		2281-4234	12/88	93.1	94.1	94.1	1.1	0
Finished spun noncellulosic fiber, silk, and wool yarns		2281-427	12/82	114.2	113.5	112.4	-1.3	-1.0
Chiefly wool		2281-4271	12/88	96.6	96.6	97.2	3.6	.6
Other spun noncellulosic fiber and silk yarns		2281-4273	12/88	108.9	108.1	106.9	-1.8	-1.1
Interplant transfers of gray spun yarn		2281-6	12/88	91.7	91.5	88.9	-2.1	-2.8
Texturing, throwing, and winding mill products: cotton, manmade fibers, silk, and wool	2282		12/82	121.5	121.2	121.5	.2	.2
Primary products		2282-P	12/82	120.8	120.5	120.9	.2	.3
Thrown filament yarns, except textured		2282-3	12/82	128.0	129.5	129.5	1.2	0
Machine knitting yarns		2282-332	12/82	129.4	129.4	129.4	-.2	0
Other thrown yarns		2282-335	12/82	127.5	127.5	127.5	0	0
Textured, bulked, or crimped filament yarn (made from purchased yarn)		2282-5	12/82	122.5	122.0	122.2	-.2	.2
Nylon		2282-515	12/82	125.1	125.0	125.0	.2	0
Nylon (60 - 89 denier)		2282-51513	12/82	120.1	120.1	120.1	0	0

See footnotes at end of table.

Digitized for FRASER
http://fraser.stlouisfed.org/
Federal Reserve Bank of St. Louis

Table 5. Producer price indexes for the net output of selected industries and their products—Continued

Industry and product[1]	Industry code	Product code	Index base	Index			Unadjusted percent change to Apr. 1994 from —	
				Dec. 1993[2]	Mar. 1994[2]	Apr. 1994[2]	Apr. 1993	Mar. 1994
Texturing, throwing, and winding mill products: cotton, manmade fibers, silk, and wool—Continued								
Nylon (90 - 210 denier)		2282-51514	12/82	121.7	120.7	120.7	-0.8	0
Polyester		2282-551	12/82	124.1	123.4	123.4	-.2	0
Polyester (145 - 179 denier)		2282-55123	12/82	127.1	126.3	126.3	-.2	0
Polyester (all other deniers)		2282-55124	12/88	96.7	96.7	96.7	(3)	0
All other textured filament yarns		2282-571	02/83	85.1	81.3	85.0	-4.7	4.6
Commission texturing, throwing, plying, etc. of filament yarns		2282-9	12/82	105.0	105.0	105.0	.3	0
Commission texturing or throwing of filament yarns		2282-911	12/82	104.6	104.6	104.6	.4	0
Secondary products and miscellaneous receipts		2282-SM						
Secondary products		2282-S	12/88	110.7	(3)	110.7	0	(3)
Thread mills	2284		06/84	131.4	129.4	129.1	-.5	-.2
Primary products		2284-P	06/84	131.2	129.3	129.0	-.5	-.2
Finished thread for use in the home		2284-1	06/84	127.6	126.5	126.5	4.6	0
Manmade fiber thread and other thread		2284-157	06/84	130.4	129.2	129.2	6.6	0
Finished thread for industrial or manufacturers' use		2284-2	06/84	134.1	131.5	131.1	-1.3	-.3
Manmade fiber thread and other thread		2284-225	06/84	132.9	129.1	128.5	-1.9	-.5
Spun polyester		2284-22501	06/84	124.0	122.0	118.5	-3.1	-2.9
Corespun		2284-22502	06/84	127.7	121.9	121.9	-3.2	0
Textured polyester and nylon		2284-22503	12/88	124.5	124.5	124.5	0	0
Filament polyester and nylon		2284-22504	06/84	139.1	139.1	139.1	4.0	0
Secondary products and miscellaneous receipts		2284-SM						
Secondary products		2284-S	12/84	124.1	124.1	124.1	0	0
Miscellaneous textile goods	229		12/84	116.8	117.3	117.5	1.2	.2
Lace goods	2292		12/85	139.1	139.1	139.3	-2.0	.1
Primary products		2292-P	12/85	142.9	142.9	142.9	-2.5	0
Secondary products and miscellaneous receipts		2292-SM						
Miscellaneous receipts		2292-M	12/85	115.5	115.5	117.2	1.5	1.5
Contract work and other miscellaneous receipts		2292-XY9	12/85	115.5	115.5	117.2	1.5	1.5
Coated fabrics, not rubberized	2295		06/85	120.5	119.5	119.7	.2	.2
Primary products		2295-P	06/85	118.5	117.4	117.5	-.1	.1
Pyroxylin coated or laminated fabric		2295-1						
Vinyl coated or laminated fabric		2295-2	06/85	115.4	114.9	115.0	.4	.1
Lightweight fabric, 10 oz. & under/sq yd. finished wt		2295-211	06/85	107.3	107.5	108.0	1.9	.5
Woven fabric base		2295-21113	06/85	102.6	103.0	103.8	1.4	.8
Knitted fabric base		2295-21115	12/91	(3)	(3)	103.8	(3)	(3)
Nonwoven fabric base		2295-21117	06/85	111.0	111.0	111.0	.3	0
Mediumweight fabric, over 10 oz. to 16 oz./sq. yd. finished wt		2295-222	06/85	119.9	118.6	118.6	-1.0	0
Heavyweight fabric, over 16 oz./sq. yd finished wt		2295-233	06/85	115.3	114.9	114.9	.6	0
Woven fabric base		2295-23332	06/85	112.2	112.2	112.2	0	0
Knitted fabric base		2295-23334	06/85	115.9	115.6	115.6	1.1	0
Nonwoven fabric base		2295-23336	06/85	115.8	114.4	114.4	1.1	0
Polyurethane & other coated & laminated fabric		2295-3	06/85	122.1	120.2	120.4	-.8	.2
Polyurethane coated or laminated fabric		2295-315	06/85	139.2	140.5	140.5	6.8	0
Other coated or laminated fabric		2295-322	06/85	118.9	116.3	116.6	-2.6	.3
Lightweight fabric, 10 oz. & under/sq yd. finished wt		2295-3222	06/85	120.7	119.4	119.8	-1.6	.3
Woven fabric base		2295-32222	06/85	123.2	121.6	122.1	-1.8	.4
Knitted or nonwoven fabric base		2295-32225	12/91	120.9	121.0	120.7	-.3	-.2
Mediumweight fabric, over 10 oz. to 16 oz./sq. yd. finished wt		2295-3223	06/85	110.8	111.0	111.0	.1	0
Heavyweight fabric, over 16 oz./sq. yd finished wt		2295-3224	06/85	128.7	114.3	114.3	-11.2	0
Plastic coated yarn (from purchased yarn)		2295-4						
Secondary products and miscellaneous receipts		2295-SM						
Secondary products		2295-S	06/85	119.0	119.0	119.0	1.4	0
Tire cord and fabric	2296		06/84	112.2	114.1	114.1	2.7	0
Primary products		2296-P	06/84	111.8	113.4	113.4	2.6	0
Tire cord and fabric		2296-1	06/84	111.8	113.4	113.4	2.6	0
Nylon tire cord and fabric		2296-122	06/84	107.2	110.2	110.3	5.8	.1
Polyester tire cord and fabric		2296-133	06/84	108.8	110.8	110.8	2.0	0
Nonwoven fabrics and related products	2297		12/85	121.9	122.1	122.2	.2	.1
Primary products		2297-P	12/85	124.9	125.1	125.2	-.1	.1
Nonwoven fabrics		2297-1	12/85	125.2	125.2	125.2	-.9	0
Laminated and wet laid		2297-12	12/85	140.8	143.5	143.5	.2	0
1 ounce to 2.5 ounces per square yard		2297-123	06/91	97.1	101.5	(3)	(3)	(3)
Over 2.5 ounces per square yard		2297-125	06/91	98.6	98.6	98.6	0	0
Spun bonded, dry laid, and others		2297-13	12/85	116.1	115.3	115.3	-1.4	0
Under 0.8 ounces per square yard		2297-131	12/85	106.5	103.7	103.7	-2.4	0
0.8 ounces to 1.5 ounces per square yard		2297-133	12/85	121.0	121.1	121.1	-1.2	0
Over 1.5 ounces per square yard		2297-135	12/85	121.1	120.9	120.8	-1.0	-.1
Fabricated nonwoven products		2297-2	01/86	125.2	126.2	126.7	3.4	.4
Wipers made from nonwoven fabrics (windshield, industrial, and lithographic)		2297-251	06/91	99.9	99.9	102.2	2.3	2.3
Other nonwoven products		2297-298	01/86	121.8	121.8	(3)	(3)	(3)
Secondary products and miscellaneous receipts		2297-SM						
Secondary products		2297-S	06/86	106.2	106.2	106.2	1.3	0

See footnotes at end of table.

Digitized for FRASER
http://fraser.stlouisfed.org/
Federal Reserve Bank of St. Louis

Table 5. Producer price indexes for the net output of selected industries and their products—Continued

Industry and product[1]	Industry code	Product code	Index base	Index			Unadjusted percent change to Apr. 1994 from —	
				Dec. 1993[2]	Mar. 1994[2]	Apr. 1994[2]	Apr. 1993	Mar. 1994
Cordage and twine	2298		06/85	125.8	124.9	124.5	3.1	-0.3
Primary products		2298-P	06/85	127.4	126.6	126.1	4.3	-.4
Soft fiber cordage and twine, except cotton		2298-2	06/85	130.7	129.3	128.4	-.5	-.7
Manmade fiber cordage and twine		2298-2A	06/85	132.5	131.1	130.2	-.5	-.7
Fish line, fish net, and fish netting (made in this establishment)		2298-207	06/85	184.6	188.3	188.2	3.1	-.1
Fish line		2298-2071	12/92	100.0	105.1	105.0	5.3	-.1
Rope		2298-208	06/85	116.7	108.9	110.1	-5.6	1.1
All other manmade fiber cordage and twine, incl. agriculture and industrial		2298-213	12/92	101.8	101.8	99.4	-.3	-2.4
Cotton cordage and twine		2298-3	06/85	118.4	119.0	119.2	-.3	.2
Braided cord		2298-311	12/92	96.4	97.9	98.5	-.9	.6
Wrapping, seine, and other twine		2298-325	11/85	117.9	117.9	117.9	0	0
Secondary products and miscellaneous receipts		2298-SM						
Secondary products		2298-S	06/85	110.2	106.0	105.9	-6.0	-.1
Textile goods, n.e.c.	2299		06/85	106.9	108.6	109.5	2.3	.8
Primary products		2299-P	06/85	107.0	109.1	110.2	2.9	1.0
Felt goods, except woven felt and hats		2299-1	12/85	112.9	112.4	113.1	-1.1	.6
Pressed wool felt		2299-11	12/85	130.6	130.6	130.6	0	0
Industrial felt		2299-111	12/85	150.3	150.3	150.3	0	0
Punched or needled felts		2299-12	12/85	106.2	105.5	106.5	-1.9	.9
Wool felts and man-made fiber felts		2299-124	12/85	107.6	106.6	107.9	-2.4	1.2
Scouring and combing mill products		2299-3	06/85	98.4	105.0	107.8	10.6	2.7
Processed textile waste		2299-4	12/85	144.0	153.8	158.1	10.5	2.8
Recovered fibers, processed mill waste, and related products		2299-41	12/85	144.0	153.8	158.1	10.5	2.8
Fibers recovered from clips and rags (new and used)		2299-411	12/85	88.0	94.2	91.0	5.8	-3.4
Fibers recovered from mill waste, excluding fibers recovered from clips and rags		2299-412	12/85	145.3	159.0	165.8	15.6	4.3
Man-made fibers		2299-4127	12/85	137.2	135.1	143.2	3.1	6.0
All other fibers, including oakum and wool		2299-4128	12/90	82.0	(3)	(3)	(3)	(3)
Padding and upholstery filling		2299-6	12/85	107.7	107.7	107.7	.4	0
Padding and upholstery filling, batting, wadding, excluding foam rubber and plastics		2299-63	12/85	107.7	107.7	107.7	.4	.0
Padding and pads		2299-631	12/85	100.5	100.5	100.5	.7	0
All other padding		2299-63119	12/85	115.9	115.9	115.9	1.1	0
Batting, wadding, and mattress felts		2299-633	12/85	115.7	115.7	115.7	.2	0
Made from all other fibers		2299-63341	12/85	122.7	122.8	122.8	.2	0
Other textile goods, n.e.c.		2299-859	06/85	103.7	103.5	103.3	-.6	-.2
Secondary products and miscellaneous receipts		2299-SM						
Secondary products		2299-S	06/85	125.0	125.3	125.2	-1.7	-.1
Apparel and other finished products made from fabrics and similar materials	23		12/84	119.3	119.8	119.5	.3	-.3
Men's and boys' suits and coats	231		12/80	153.0	153.5	153.5	1.4	0
Men's and boys' suits and coats	2311		12/80	153.0	153.5	153.5	1.4	0
Primary products		2311-P	12/80	153.2	153.7	153.7	1.3	0
Men's and boys' suits and coats, excluding contract work		2311-A	12/86	121.8	122.3	122.3	1.4	0
Men's suits		2311-1	12/80	153.8	154.4	154.4	1.8	0
Men's suits		2311-111	12/80	153.8	(3)	(3)	(3)	(3)
Men's tailored outercoats		2311-2	12/93	100.0	100.5	100.5	(3)	0
Men's tailored dress and sport coats and jackets		2311-3	12/80	147.5	147.9	147.9	.6	0
Men's tailored dress and sport coats and jackets		2311-333	12/80	147.5	(3)	(3)	(3)	(3)
Receipts for contract work on men's and boys' suits and coats		2311-9	12/80	171.2	171.2	171.2	1.1	0
Secondary products and miscellaneous receipts		2311-SM						
Secondary products		2311-S	12/80	158.6	158.6	158.6	1.5	0
Other secondary products		2311-SSS	12/80	174.7	(3)	(3)	(3)	(3)
Men's and boys' separate trousers and slacks		2325-S	12/80	140.9	(3)	(3)	(3)	(3)
Women's, misses', and juniors' suits, skirts, and coats		2337-S	12/93	(3)	(3)	(3)	(3)	(3)
Men's, youths' & boys' furnishings, work clothing & allied garments	232		12/84	122.1	122.4	122.8	1.0	.3
Men's and boys' shirts, except work shirts	2321		06/83	124.1	123.9	123.9	-.1	0
Primary products		2321-P	06/83	125.5	125.4	125.3	-.4	-.1
Men's and boys' knit outerwear sport shirts, including sweatshirts		2321-2	06/83	116.8	116.4	116.1	-1.1	-.3
Men's knit outerwear sportshirts, including sweatshirts		2321-211	06/83	112.1	111.5	111.1	-2.1	-.4
All cotton and chiefly cotton fibers		2321-21115	06/83	116.6	116.3	116.6	-1.5	.3
All manmade and chiefly manmade fibers		2321-21117	06/83	106.2	105.4	104.5	-2.6	-.9
Boys' knit outerwear sport shirts, including sweatshirts		2321-225	06/83	129.7	130.1	130.1	1.6	0
All manmade and chiefly manmade fibers		2321-22527	06/83	134.3	134.8	134.8	1.6	0
Men's and boys' dress and woven sport shirts, including uniform shirts		2321-4	06/83	128.0	128.0	128.1	.5	.1
Men's dress and business shirts and collars, including uniform shirts		2321-417	06/83	138.0	138.0	138.2	.5	.1
All cotton and chiefly cotton fibers		2321-41718	06/83	126.1	124.1	124.0	-1.4	-.1
All manmade and chiefly manmade fibers		2321-41721	06/83	143.2	144.3	144.7	1.5	.3
Men's woven sport shirts		2321-427	06/83	118.5	118.6	118.6	.4	0
All cotton and chiefly cotton fibers		2321-42713	09/83	124.8	125.1	(3)	(3)	(3)
All manmade and chiefly manmade fibers		2321-42714	06/83	115.1	115.1	115.1	0	0
Contract work on men's and boys shirts		2321-9	06/83	134.3	134.3	134.3	-1.0	0
Contract work on men's and boys' shirts and collars		2321-913	06/83	134.3	134.3	134.3	-1.0	0

See footnotes at end of table.

Digitized for FRASER
http://fraser.stlouisfed.org/
Federal Reserve Bank of St. Louis

Table 5. Producer price indexes for the net output of selected industries and their products—Continued

Industry and product[1]	Industry code	Product code	Index base	Index			Unadjusted percent change to Apr. 1994 from —	
				Dec. 1993[2]	Mar. 1994[2]	Apr. 1994[2]	Apr. 1993	Mar. 1994
Men's and boys' shirts, except work shirts—Continued								
Secondary products and miscellaneous receipts		2321-SM						
Miscellaneous receipts		2321-M	06/83	99.4	99.4	99.4	0.3	0
Secondary products		2321-S	06/83	127.5	127.1	127.3	2.1	.2
Men's and boys' underwear and nightwear	2322		06/82	122.4	122.4	122.4	.8	0
Primary products		2322-P	06/82	119.0	119.1	119.1	1.0	0
Men's and boys' knit underwear		2322-A	06/82	119.7	119.7	119.7	.8	0
Knit shorts and briefs, except thermal		2322-4	06/82	120.0	120.0	120.0	0	0
Secondary products and miscellaneous receipts		2322-SM						
Secondary products		2322-S	06/82	149.5	149.5	149.5	-.5	0
Men's and boys' neckwear	2323		12/83	126.6	126.8	126.6	.2	-.2
Primary products		2323-P	12/83	126.9	127.1	126.9	.2	-.2
Men's and boys' neckwear		2323-1	12/83	126.9	127.1	126.9	.2	-.2
Men's and boys' neckties		2323-12	12/83	127.3	127.5	127.3	.2	-.2
All silk		2323-121	12/83	157.8	155.3	155.6	-1.3	.2
All polyester		2323-127	12/83	120.3	122.3	121.7	1.5	-.5
Other fabrics, including blends		2323-129	12/83	105.3	105.7	105.7	.4	0
Men's and boys' neckwear, n.e.c., including mufflers and scarfs		2323-149	12/83	121.6	121.6	121.6	0	0
Secondary products and miscellaneous receipts		2323-SM						
Miscellaneous receipts		2323-M	12/83	127.0	127.0	127.0	.9	0
Contract work		2323-Y93	01/90	101.6	101.6	101.6	1.6	0
Men's and boys' separate trousers and slacks	2325		12/81	127.9	128.3	129.6	1.7	1.0
Primary products		2325-P	12/81	127.1	127.4	129.0	1.5	1.3
Men's and boys' separate dress and sport trousers		2325-1	12/81	125.1	125.0	125.3	1.0	.2
Men's separate trousers and slacks		2325-11	12/81	129.0	128.8	129.2	1.0	.3
Boys' separate trousers and slacks		2325-13	06/87	108.9	108.9	108.9	0	0
Men's and boys' jeans, jean cut casual slacks, and dungarees		2325-2	12/81	125.6	125.8	128.4	1.6	2.1
Men's jeans, dungarees, and jean cut casual slacks		2325-2A	12/81	126.8	127.1	130.4	2.3	2.6
Men's jeans and dungarees		2325-21	12/92	99.5	99.8	102.9	2.8	3.1
Men's jean cut casual slacks		2325-22	12/92	99.9	99.9	99.9	-.2	0
Boys' jeans, dungarees, and jean cut casual slacks		2325-2B	12/81	122.1	121.8	121.7	-1.2	-.1
Boys' jeans and dungarees		2325-23	12/92	100.0	99.7	99.7	-1.4	0
Contract work on men's and boys' dress and sport trousers and slacks		2325-9	12/81	138.7	140.2	140.2	2.1	0
Contract work on men's and boys' trousers and slacks		2325-911	12/81	138.5	141.8	142.7	3.2	.6
Contract work on men's and boys' jeans and jean cut casual slacks, including dungarees		2325-912	12/92	101.3	101.8	101.4	1.5	-.4
Secondary products and miscellaneous receipts		2325-SM						
Secondary products		2325-S	12/81	143.7	144.9	144.7	2.9	-.1
Men's and boys' work clothing	2326		12/81	127.3	128.3	128.4	.8	.1
Primary products		2326-P	12/81	128.7	130.0	130.1	.8	.1
Men's and boys' work shirts		2326-1	12/81	126.3	127.6	127.8	1.2	.2
Men's and boys' other work clothing		2326-2	12/81	127.6	129.0	129.1	.8	.1
Men's and boys' work pants		2326-211	12/81	131.4	132.9	132.8	.4	-.1
Men's and boys' coveralls, overalls, and jumpsuits		2326-231	12/92	104.4	106.4	106.6	2.6	.2
Men's washable service apparel		2326-251	12/81	119.4	119.8	119.8	-1.3	0
Men's and boys' other work clothing, including jackets		2326-281	12/81	119.0	119.0	119.6	.9	.5
Contract and commission work on men's and boys' work clothing		2326-9						
Contract and commission work on men's and boys' work clothing		2326-911	12/81	129.1	129.1	129.1	0	0
Secondary products and miscellaneous receipts		2326-SM						
Secondary products		2326-S	12/81	121.2	121.3	121.3	.7	0
Men's and boys' clothing, n.e.c.	2329		12/83	122.4	122.8	122.6	1.7	-.2
Primary products		2329-P	12/83	123.3	124.3	124.1	1.5	-.2
Men's and boys' nontailored heavy jackets and coats, including uniform, excluding ski jackets		2329-1	12/83	121.1	122.0	121.4	1.1	-.5
Men's heavy nontailored jackets and coats, including uniform		2329-121	12/83	124.6	125.6	124.9	1.1	-.6
Chiefly cotton		2329-12101	12/83	140.2	110.2	111.5	[3]	1.2
Chiefly wool		2329-12102	12/89	112.5	116.9	116.9	4.1	0
Other fabrics		2329-12103	12/83	128.7	129.2	127.6	.5	-1.2
Men's and boys' swimwear, sweaters, and outerwear n.e.c.		2329-2	12/83	125.1	126.1	126.1	1.7	0
Swimwear and athletic shorts		2329-22	12/83	124.5	126.2	125.9	1.5	-.2
Men's and boys' athletic shorts		2329-223	12/83	127.6	131.7	131.7	4.3	0
Men's and boys' athletic uniforms sold as such		2329-23	12/89	109.4	110.0	110.0	3.1	0
Men's and boys' outerwear, n.e.c.		2329-25	12/83	124.6	125.1	125.4	1.5	.2
Men's light nontailored jackets, excluding uniform		2329-255	12/83	124.2	124.9	124.8	1.3	-.1
Other men's and boys' outerwear, n.e.c.		2329-259	12/83	128.0	128.7	130.0	1.6	1.0
Secondary products and miscellaneous receipts		2329-SM						
Miscellaneous receipts		2329-M	12/83	122.4	120.5	120.5	4.4	0
Contract work		2323-Y93	12/83	118.8	116.2	116.2	5.4	0
Secondary products		2329-S	12/83	123.9	124.2	124.2	.2	0
Women's, misses', and juniors' outerwear	233		12/84	117.2	117.8	116.7	-1.0	-.9
Women's, misses', & juniors' blouses & shirts	2331		06/83	132.5	132.7	129.1	-2.6	-2.7
Primary products		2331-P	06/83	132.7	132.9	129.2	-2.8	-2.8
Women's, misses', & juniors' blouses & shirts, excluding contract work		2331-A	06/86	118.1	118.3	114.2	-3.5	-3.5

See footnotes at end of table.

Digitized for FRASER
http://fraser.stlouisfed.org/
Federal Reserve Bank of St. Louis

Table 5. Producer price indexes for the net output of selected industries and their products—Continued

Industry and product[1]	Industry code	Product code	Index base	Index			Unadjusted percent change to Apr. 1994 from —	
				Dec. 1993[2]	Mar. 1994[2]	Apr. 1994[2]	Apr. 1993	Mar. 1994
Women's, misses', & juniors' blouses & shirts—Continued								
Knit shirts and blouses made from purchased fabric		2331-3	06/93	99.9	99.9	97.8	(3)	-2.1
T-shirts and tank tops		2331-321	06/93	99.6	99.6	99.6	(3)	0
All other		2331-351	06/93	100.0	100.0	97.0	(3)	-3.0
Woven shirts and blouses		2331-4	06/83	162.6	163.0	156.4	-2.3	-4.0
Contract work on women's, misses', and juniors' blouses & shirts		2331-9	06/83	111.6	111.5	111.7	.7	.2
Contract work on women's, misses', and juniors' blouses & shirts		2331-911						
Secondary products and miscellaneous receipts		2331-SM						
Secondary products		2331-S	06/83	120.2	120.6	117.5	-1.7	-2.6
Women's, misses', and juniors' dresses	2335		12/80	128.4	130.5	128.3	-.9	-1.7
Primary products		2335-P	12/80	130.3	132.5	130.2	-.9	-1.7
Dresses made from purchased fabric		2335-3	06/86	117.0	119.7	116.9	-1.8	-2.3
Contract work on women's and misses' dresses		2335-9	12/80	135.1	135.1	135.1	1.7	0
Secondary products and miscellaneous receipts		2335-SM						
Secondary products		2335-S	12/80	124.6	124.6	124.6	(3)	.0
Women's, misses', and juniors' suits and coats	2337		12/82	116.2	116.0	116.3	.3	.3
Primary products		2337-P	12/82	117.6	117.5	117.4	-.1	-.1
Coats, suits, and skirts, excluding contract work		2337-A	06/86	113.9	113.7	113.7	.6	0
Suits and pantsuits		2337-2	06/93	100.5	101.7	101.7	(3)	0
Suits and pantsuits		2337-222	06/93	100.5	101.7	101.7	(3)	0
Jackets, vests and skirts		2337-4	12/82	112.2	111.6	111.7	.4	.1
Skirts, including uniform		2337-411	12/82	110.0	108.9	109.0	-.4	.1
Separate tailored suit type jackets		2337-417	12/82	116.5	116.9	117.1	2.3	.2
Contract work on women's, misses' and juniors' suits and coats		2337-9	12/82	123.5	123.5	123.2	-3.3	-.2
Secondary products and miscellaneous receipts		2337-SM						
Secondary products		2337-S	12/82	120.0	119.8	120.6	.9	.7
Women's, misses', and juniors' outerwear, n.e.c.	2339		06/83	105.3	105.8	105.9	-.9	.1
Primary products		2339-P	06/83	106.8	106.9	107.1	-1.6	.2
Non-commission women's, misses', and juniors' outerwear, n.e.c.		2339-A	06/86	106.0	106.1	106.3	-2.3	.2
Washable service apparel		2339-2	06/86	117.9	117.9	117.9	0	0
Washable service apparel		2339-215	06/93	100.0	100.0	100.0	(3)	0
Bathing suits		2339-4						
Slacks		2339-5	06/83	93.8	94.0	94.2	-2.9	.2
Slacks, except dungarees and jeans		2339-511	06/93	99.3	99.7	99.9	(3)	.2
Jeans and dungarees		2339-512	06/93	93.0	93.1	93.1	(3)	0
Other outerwear, n.e.c.		2339-7	06/83	105.1	105.1	105.7	-4.2	.6
Play garments, including shorts, pedal pushers, Bermudas, and Jamaicas		2339-761	06/93	100.0	100.0	100.0	(3)	0
Contract and commission work on women's, misses', and juniors' outerwear, n.e.c.		2339-9	06/83	120.9	121.0	120.9	1.0	-.1
Secondary products and miscellaneous receipts		2339-SM						
Miscellaneous receipts		2339-M						
Secondary products		2339-S	06/83	100.6	102.2	102.3	2.0	.1
Women's, misses', children's, and infants' undergarments	234		12/84	117.4	118.1	118.0	1.0	-.1
Women's and children's underwear and nightwear	2341		06/82	119.4	120.0	120.0	.8	0
Primary products		2341-P	06/82	122.1	122.8	122.8	.9	0
Women's and children's underwear and nightwear, excluding contract work		2341-A	12/87	110.4	111.1	111.1	.8	0
Underwear		2341-2	06/82	129.0	130.7	130.7	1.6	0
Women's underwear		2341-21	06/82	125.4	127.4	127.4	1.4	0
Panties		2341-213	06/82	129.9	134.1	134.1	2.9	0
Other women's underwear		2341-214	06/82	128.8	128.8	128.8	0	0
Girls', children's and infants' underwear		2341-22	06/82	145.0	145.0	145.0	1.9	0
Other girls', children's and infants' underwear		2341-225	06/82	165.0	(3)	(3)	(3)	(3)
Nightwear		2341-3	06/82	115.0	115.2	115.2	.3	0
Women's nightwear		2341-31	06/82	113.5	113.8	113.8	.2	0
Nightgowns		2341-315	06/82	110.1	110.4	110.4	.2	0
Chiefly synthetic fibers		2341-3153	06/82	113.3	113.6	113.6	.2	0
Pajamas		2341-316	06/82	120.5	120.5	120.5	.2	0
Chiefly synthetic fibers		2341-3163	06/82	120.6	120.6	120.6	.3	0
Other women's nightwear		2341-317	06/82	126.2	126.2	126.2	0	0
Girls', children's and infants' nightwear		2341-32	06/82	122.5	122.5	122.5	.3	0
Pajamas		2341-326	06/82	116.1	116.1	116.1	.6	0
Contract work on women's and children's underwear and nightwear		2341-9	06/82	129.4	129.3	129.3	1.5	0
Secondary products and miscellaneous receipts		2341-SM						
Secondary products		2341-S	06/82	93.9	94.3	94.1	.2	-.2
Brassieres and allied garments	2342		06/82	137.7	138.5	138.5	1.6	0
Primary products		2342-P	06/82	138.5	139.1	139.1	1.2	0
Brassieres and allied garments, excluding contract work		2342-A	12/87	114.1	114.7	114.7	1.2	0
Brassieres		2342-1	06/82	134.7	135.2	135.2	1.4	0
Bandeau		2342-14	06/82	134.7	135.2	135.2	1.5	0
Regular strap		2342-141	06/82	127.5	126.8	126.8	.2	0
Soft cup		2342-14112	06/82	122.6	124.1	124.1	2.8	0
Underwire		2342-14114	06/82	99.4	100.4	100.4	1.0	0

See footnotes at end of table.

Digitized for FRASER
http://fraser.stlouisfed.org/
Federal Reserve Bank of St. Louis

Table 5. Producer price indexes for the net output of selected industries and their products—Continued

Industry and product[1]	Industry code	Product code	Index base	Index			Unadjusted percent change to Apr. 1994 from —	
				Dec. 1993[2]	Mar. 1994[2]	Apr. 1994[2]	Apr. 1993	Mar. 1994
Brassieres and allied garments—Continued								
Contour lined or padded strap		2342-142	06/82	148.9	151.9	151.9	3.8	0
Soft cup		2342-14212	12/87	119.8	120.9	120.9	4.2	0
Strapless, convertible or other bandeau bras		2342-143	06/82	157.5	159.1	159.9	4.0	.5
Other bras, including long line		2342-15	06/82	134.5	135.9	135.9	1.3	0
Girdles, corsets, combinations and accessories		2342-2	06/82	150.6	151.7	151.7	.7	0
Girdles, with or without openings		2342-211	12/87	114.9	116.0	116.0	1.0	0
Corsets, combinations, and accessories		2342-241	06/82	130.8	[3]	[3]	[3]	[3]
Secondary products and miscellaneous receipts		2342-SM						
Secondary products		2342-S	06/82	124.5	124.5	124.5	7.1	.0
Hats, caps, and millinery	235		06/85	127.6	128.0	128.1	2.0	.1
Hats, caps, and millinery	2353		12/90	110.4	110.7	110.9	2.0	.2
Primary products		2353-P	12/90	110.8	111.1	111.2	1.9	.1
Millinery		2353-1	12/90	105.8	105.9	105.8	.2	-.1
Fur felt and wool felt		2353-112	06/85	111.3	111.3	111.1	-.2	-.2
All other millinery inc. flowered millinery, straw, whimseys, miniatures, etc.		2353-193	06/85	120.7	121.0	121.0	.6	0
Hats and hat bodies, except cloth and millinery		2353-2	12/90	115.5	114.3	114.5	-.1	.2
Finished straw hats except harvest hats		2353-215	06/85	121.7	122.7	122.7	4.7	0
Wool felt finished hats		2353-241	06/85	145.8	143.3	145.3	-.3	1.4
Fur felt finished hats		2353-283	06/85	168.2	[3]	[3]	[3]	[3]
Woven cloth hats and caps		2353-3	12/90	110.6	111.5	111.5	3.0	0
Woven cloth hats, except uniform		2353-312	06/85	148.2	151.6	151.6	2.2	0
Woven cloth caps, except uniform		2353-315	06/85	123.8	124.3	124.3	3.2	0
Woven uniform hats and caps		2353-317	06/85	125.4	125.4	125.4	2.2	0
All other hats and caps, including those made from purchased knit fabric and harvest hats		2353-498	12/90	108.6	108.8	110.5	4.7	1.6
Secondary products and miscellaneous receipts		2353-SM	12/90	103.9	105.2	105.2	2.2	0
Miscellaneous receipts		2353-M	12/90	98.3	100.5	100.5	2.2	0
Secondary products		2353-S	12/90	112.7	112.7	112.7	2.5	0
Girls', children's, and infants' outerwear	236		12/84	116.2	116.0	116.5	.5	.4
Girls', children's, and infants' dresses, blouses, and shirts	2361		12/84	116.9	116.5	117.0	-.1	.4
Primary products		2361-P	12/84	118.4	117.9	118.5	0	.5
Dresses, blouses, & shirts, except knit sport shirts & sweatshirts		2361-1	12/84	121.0	119.8	120.9	-.4	.9
Dresses		2361-12	12/84	125.1	123.4	124.7	-.9	1.1
Girls' dresses		2361-121	12/84	120.8	120.8	120.8	1.3	0
Children's dresses		2361-123	12/84	121.2	119.4	119.4	-1.5	0
All or chiefly manmade fiber fabric		2361-12335	12/84	115.7	115.8	115.8	.1	0
Infants' dresses		2361-125	12/84	126.9	123.5	128.6	-1.9	4.1
Knit sport shirts & sweatshirts		2361-2	12/84	107.3	107.8	107.8	.5	0
Knit sport shirts		2361-21	12/84	107.2	107.7	107.7	.5	0
Girls' knit sport shirts		2361-213	12/84	123.2	[3]	123.2	[3]	[3]
Contract work on dresses, blouses & shirts		2361-9	12/84	123.7	123.7	123.7	.3	0
Secondary products and miscellaneous receipts		2361-SM						
Secondary products		2361-S	12/84	113.0	112.8	112.8	-.4	0
Girls', children's, & infants' outerwear, n.e.c.	2369		12/84	114.6	114.6	115.1	1.1	.4
Primary products		2369-P	12/84	115.8	115.9	116.4	1.2	.4
Coats, snowsuits, coat-and-legging sets, suits, vests, & jackets		2369-2	12/84	133.0	[3]	134.3	2.1	[3]
Coats		2369-21	12/84	[3]	[3]	[3]	[3]	[3]
Outerwear, n.e.c., except contract work		2369-3	12/84	115.9	116.4	116.4	1.2	0
Play garments		2369-34	12/84	115.4	115.9	115.9	1.2	0
Children's and infants' play garments, except infants' creepers and rompers		2369-345	12/84	105.1	105.1	105.1	1.0	0
Jeans, dungarees, and shorts		2369-3452	02/85	95.1	[3]	[3]	[3]	[3]
Other fabric		2369-34522	12/88	[3]	[3]	[3]	[3]	[3]
All other play garments, except infants' creepers and rompers		2369-3453	02/85	108.5	108.5	108.5	.3	0
Infants' creepers and rompers		2369-346	12/84	128.0	129.8	[3]	[3]	[3]
Contract work on children's outerwear, n.e.c.		2369-9	12/84	103.1	103.1	103.1	0	0
Secondary products and miscellaneous receipts		2369-SM						
Secondary products		2369-S	12/84	107.1	107.1	107.1	-.3	0
Girls', children's, and infants' dresses, blouses, & shirts		2361-S	12/84	107.9	107.9	107.9	-.5	0
Other secondary products		2369-SSS	12/84	105.9	105.9	105.9	-.1	0
Fur goods	237		12/83	102.9	103.9	103.9	2.7	0
Fur goods	2371		12/83	102.9	103.9	103.9	2.7	0
Primary products		2371-P	12/83	104.5	105.5	105.5	2.7	0
Fur products		2371-1	12/83	104.5	105.5	105.5	2.7	0
Mink		2371-111	12/83	106.0	107.1	107.1	3.1	0
Fox		2371-113	06/90	104.0	106.6	106.6	2.9	0
Beaver, Rabbit, and Other Furs		2371-115	12/83	103.0	103.0	103.0	1.3	0
Miscellaneous apparel and accessories	238		06/85	120.5	121.2	121.1	.4	-.1
Fabric dress and work gloves	2381		06/85	117.4	116.7	117.1	-.9	.3

See footnotes at end of table.

Digitized for FRASER
http://fraser.stlouisfed.org/
Federal Reserve Bank of St. Louis

Table 5. Producer price indexes for the net output of selected industries and their products—Continued

Industry and product[1]	Industry code	Product code	Index base	Index			Unadjusted percent change to Apr. 1994 from —	
				Dec. 1993[2]	Mar. 1994[2]	Apr. 1994[2]	Apr. 1993	Mar. 1994
Fabric dress and work gloves—Continued								
Primary products		2381-P	06/85	114.5	113.6	114.0	-1.4	0.4
Work gloves and mittens		2381-2	06/85	114.0	114.5	114.9	-.2	.3
All fabric		2381-211	06/85	114.4	114.9	115.4	-.3	.4
Single canton flannel		2381-21122	06/85	112.5	112.5	112.7	.2	.2
Double canton flannel		2381-21124	06/85	106.2	105.8	105.8	-6.5	0
Fleeced cotton jersey		2381-21132	06/85	111.2	113.1	113.7	2.3	.5
Circular knit cotton		2381-21134	06/85	129.9	131.0	134.4	3.5	2.6
Coated and partially coated fabric		2381-21138	06/85	112.4	112.8	111.1	-1.2	-1.5
Other fabric		2381-21147	06/85	115.4	116.8	116.7	1.5	-.1
Leather or plastic and fabric combinations		2381-251	06/85	111.6	112.0	112.0	.4	0
Secondary products and miscellaneous receipts		2381-SM						
Miscellaneous receipts		2381-M	06/85	128.9	128.9	128.9	2.5	0
Resales		2381-Z89	06/85	128.9	128.9	128.9	2.5	0
Secondary products		2381-S	06/85	133.3	134.0	134.7	1.4	.5
Robes and dressing gowns, except children's	2384		06/85	113.2	115.8	115.8	2.8	0
Primary products		2384-P	06/85	113.4	116.8	116.9	3.8	.1
Men's and boys' robes and dressing gowns		2384-1	06/85	117.1	[3]	117.4	2.4	[3]
Women's, misses', and juniors' robes and dressing gowns		2384-2	06/85	112.0	117.0	117.0	4.5	0
Secondary products		2384-S	06/85	111.1	[3]	111.1	0	[3]
Waterproof outer garments	2385		06/85	121.7	121.7	121.7	-.3	0
Primary products		2385-P	06/85	122.3	122.8	122.8	.5	0
Raincoats and raincapes		2385-141	06/85	119.9	120.4	120.4	.4	0
Men's and boys'		2385-14111	06/85	124.1	124.6	124.6	.5	0
Other waterproof garments		2385-198	06/85	122.6	122.7	122.7	-.1	0
Secondary products and miscellaneous receipts		2385-SM						
Miscellaneous receipts		2385-M	06/91	[3]	[3]	[3]	[3]	[3]
Secondary products		2385-S	06/85	[3]	[3]	[3]	[3]	[3]
Leather and sheep lined clothing	2386		12/85	123.7	123.7	123.2	-.2	-.4
Primary products		2386-P	12/85	123.0	123.1	122.5	-.2	-.5
Leather coats and jackets		2386-1A	12/85	125.2	125.3	125.3	.6	0
Men's and boys'		2386-101	12/85	132.1	132.3	132.3	-.5	0
Women's, misses', and juniors'		2386-102	12/85	117.5	117.5	117.5	1.9	0
All other leather and sheep lined clothing, including children's		2386-1B						
All other leather and sheep lined clothing, including children's		2386-198	12/85	106.5	106.3	103.9	-3.2	-2.3
Secondary products and miscellaneous receipts		2386-SM						
Secondary products		2386-S	11/89	108.8	108.8	108.8	0	0
Apparel belts	2387		06/85	123.4	124.3	124.1	.1	-.2
Primary products		2387-P	06/85	121.0	122.0	121.8	.3	-.2
Leather belts		2387-1	06/85	129.3	130.9	130.6	1.0	-.2
Women's and children's leather belts		2387-11	06/92	103.6	104.0	104.0	.4	0
Women's and children's made for sale separately		2387-115	06/85	110.0	111.2	111.2	1.0	0
Men's and boys' leather belts		2387-15	06/85	135.4	137.8	137.3	1.4	-.4
Men's and boys' made for sale separately		2387-155	06/92	101.3	103.0	102.6	1.4	-.4
Belts other than leather		2387-2	06/85	103.0	103.0	103.0	-1.2	0
Women's and children's other than leather		2387-21	06/92	95.8	95.8	95.8	-2.1	0
Women's and children's made for sale to apparel firms		2387-213	06/85	[3]	[3]	[3]	[3]	[3]
Women's and children's made for sale separately		2387-215	06/85	106.4	[3]	106.4	0	[3]
Secondary products and miscellaneous receipts		2387-SM						
Miscellaneous receipts		2387-M	06/92	97.7	97.7	97.7	-1.0	0
Contract work and other miscellaneous receipts		2387-XY9	06/92	96.1	96.1	96.1	-1.7	0
Secondary products		2387-S	06/85	135.1	135.1	135.1	0	0
Apparel and accessories, n.e.c.	2389		12/85	119.8	119.2	119.2	-.2	0
Primary products		2389-P	12/85	118.0	117.1	117.1	-.8	0
Apparel and accessories, n.e.c.		2389-1	12/85	118.0	117.1	117.1	-.8	0
Academic caps and gowns and costumes, including theatrical		2389-191	12/85	124.8	121.6	121.6	-3.3	0
Ecclesiastical vestments, special garments for fraternal orders, except tailored clothing		2389-198	12/85	104.5	104.7	104.7	1.0	0
Secondary products and miscellaneous receipts		2389-SM						
Miscellaneous receipts		2389-M	12/85	126.2	126.2	126.2	1.9	0
Secondary products		2389-S	12/85	127.0	129.0	129.0	2.5	0
Miscellaneous fabricated textile products	239		12/84	117.1	117.4	117.4	.9	0
Curtains and draperies	2391		06/84	127.7	127.7	128.0	2.4	.2
Primary products		2391-P	06/84	126.5	126.5	126.7	2.5	.2
Curtains, except lace		2391-2	06/84	121.9	121.9	121.9	1.3	0
Wholly or chiefly cotton fabrics		2391-211	06/84	138.6	138.6	138.6	4.4	0
Wholly or chiefly manmade fiber fabrics, plastics, and other materials		2391-222	06/84	117.5	117.6	117.6	.5	0
Chiefly polyester fabrics		2391-22273	06/84	117.2	117.2	117.3	.3	.1
Other materials, including plastics		2391-22274	06/89	106.3	106.3	106.3	1.9	0
Draperies		2391-4	06/84	129.4	129.4	129.8	3.2	.3
Wholly or chiefly cotton fabrics		2391-411	06/84	121.3	121.0	123.0	3.7	1.7

See footnotes at end of table.

Digitized for FRASER
http://fraser.stlouisfed.org/
Federal Reserve Bank of St. Louis

Table 5. Producer price indexes for the net output of selected industries and their products—Continued

Industry and product[1]	Industry code	Product code	Index base	Index			Unadjusted percent change to Apr. 1994 from —	
				Dec. 1993[2]	Mar. 1994[2]	Apr. 1994[2]	Apr. 1993	Mar. 1994
Curtains and draperies—Continued								
Wholly or chiefly manmade fiber fabrics, plastics, and other materials		2391-444	06/84	131.8	131.8	131.9	3.1	0.1
Chiefly rayon and acetate fabrics		2391-44471	06/84	132.5	132.6	132.6	4.4	0
Nylon and other manmade fiber fabrics, excluding rayon, acetate, and polyester		2391-44472	06/89	116.4	116.9	118.2	4.4	1.1
Chiefly polyester fabrics		2391-44473	06/84	133.9	134.1	134.1	2.4	0
Other materials, including plastics		2391-44474	12/84	117.9	117.2	117.3	-.7	.1
Secondary products and miscellaneous receipts		2391-SM						
Miscellaneous receipts		2391-M	06/84	140.2	140.2	141.4	2.2	.9
Contract work and other miscellaneous receipts		2391-XY9	06/84	130.5	130.5	[3]	[3]	[3]
Secondary products		2391-S	06/84	125.9	125.9	125.9	1.0	0
House furnishings, n.e.c.	2392		06/83	114.7	114.8	114.8	.6	0
Primary products		2392-P	06/83	112.9	113.0	113.0	.7	0
Bedspreads and bedsets		2392-A	06/83	115.9	113.2	113.2	-2.3	0
Tailored, quilted		2392-A11	06/88	115.8	110.7	110.7	-4.4	0
Nontailored, except tufted		2392-A14	06/88	104.1	105.1	104.9	.7	-.2
Sheets and pillowcases		2392-2	06/83	114.6	114.6	114.6	.7	0
Towels and washcloths		2392-3	06/83	96.0	96.0	96.0	0	0
Other house furnishings		2392-4	06/83	116.0	116.8	116.8	1.5	0
Comforters		2392-423	06/83	95.9	96.3	96.3	.8	0
Blankets		2392-482	06/88	117.9	122.4	122.4	4.1	0
Crib size		2392-48286	06/88	112.6	117.7	117.7	4.5	0
All other housefurnishings, except blankets and comforters		2392-4C	06/88	111.8	112.0	112.0	1.2	0
Shower/bath curtains, including plastic		2392-419	06/83	93.6	95.0	95.0	.8	0
Mattress protectors		2392-431	06/83	104.9	104.9	104.9	.1	0
Fancy pillows and cushions		2392-455	06/83	122.2	122.2	122.2	-.5	0
Foam		2392-45557	06/83	112.1	112.1	112.1	0	0
Other materials		2392-45559	06/83	125.5	125.5	125.5	-.6	0
Mops and dusters		2392-477	06/83	128.8	128.8	128.8	1.6	0
Dry mops and dusters		2392-47771	06/83	133.6	133.6	133.6	1.0	0
Sponge mops		2392-47775	06/83	123.8	123.8	123.8	1.9	0
All other house furnishings		2392-498	06/83	124.0	123.9	123.9	-2.2	0
Secondary products and miscellaneous receipts		2392-SM						
Miscellaneous receipts		2392-M	06/83	115.5	115.2	115.1	-.3	-.1
Contract work and other miscellaneous receipts		2392-XY9	06/83	112.7	112.7	112.5	1.0	-.2
Resales		2392-Z89	06/83	118.9	118.3	118.3	-1.8	0
Secondary products		2392-S	06/83	130.8	130.9	130.9	.6	0
Textile bags	2393		12/85	113.7	115.3	115.6	1.6	.3
Primary products		2393-P	12/85	115.4	116.3	116.5	.7	.2
Vegetable fiber bags		2393-1	12/85	113.1	114.0	115.5	1.4	1.3
Wholly or chiefly cotton fabrics, including cotton canvas and open-mesh cotton		2393-121	12/85	153.9	156.6	158.2	2.6	1.0
Duffel bags/knapsacks		2393-12111	12/92	100.0	[3]	101.5	1.7	[3]
Other wholly or chiefly cotton fabric bags		2393-12122	12/92	104.4	106.2	107.5	2.8	1.2
Burlap fabric bags		2393-131	12/85	89.2	[3]	89.0	-2.5	[3]
Other textile bags		2393-2	12/85	118.7	119.4	118.5	.2	-.8
Wholly or chiefly manmade fiber fabrics		2393-241	12/85	120.5	121.6	121.4	2.9	-.2
Split polyethylene or polypropylene strip bags		2393-24122	12/92	108.1	108.1	108.1	8.1	0
Other manmade fiber fabric bags		2393-24133	12/92	101.2	102.6	102.4	1.3	-.2
Spun paper		2393-258	12/92	100.9	101.4	101.1	1.8	-.3
Other fabrics		2393-279	12/89	99.9	100.2	97.8	-6.2	-2.4
Secondary products and miscellaneous receipts		2393-SM						
Secondary products		2393-S	12/85	105.2	111.0	111.3	6.0	.3
Other secondary products		2393-SSS	12/85	105.2	111.0	111.4	6.1	.4
Canvas and related products	2394		12/85	139.2	139.4	139.6	2.3	.1
Primary products		2394-P	12/85	140.0	140.3	140.5	2.5	.1
Awnings		2394-2	12/85	158.5	157.5	159.1	5.2	1.0
Tents		2394-3	12/85	143.0	143.0	143.0	0	0
Other tents		2394-366	12/85	138.2	138.2	138.2	0	0
Commercial and other tents		2394-36637	12/85	139.0	139.0	139.0	0	0
Tarpaulins and other covers		2394-5	12/85	143.3	145.6	145.6	5.9	0
Flat		2394-533	12/85	158.0	[3]	[3]	[3]	[3]
Fitted		2394-555	12/85	128.5	132.9	132.9	5.2	0
Other products		2394-8						
Sails		2394-877	12/85	135.8	135.8	135.7	.9	-.1
Secondary products and miscellaneous receipts		2394-SM						
Miscellaneous receipts		2394-M	12/85	127.3	127.3	127.3	0	0
Contract work and other miscellaneous receipts		2394-XY9	06/92	100.0	[3]	[3]	[3]	[3]
Secondary products		2394-S	12/85	142.2	142.2	142.2	.6	0
Pleating, stitching, and tucking	2395		12/85	131.8	131.8	131.8	1.4	0
Primary products		2395-P	12/85	129.8	129.8	129.8	.5	0
Embroideries (except Schiffli)		2395-1	12/85	132.3	132.3	132.3	.7	0
Embroideries, including embroidered art needlework		2395-112	12/85	140.3	140.3	140.3	.6	0
Commission embroidering, tucking, pleating, etc. for the trade		2395-9	12/85	126.2	126.2	126.2	.4	0
Embroidering (exc. Schiffli) on materials owned by others		2395-911	12/85	164.3	164.3	164.3	0	0

See footnotes at end of table.

Digitized for FRASER
http://fraser.stlouisfed.org/
Federal Reserve Bank of St. Louis

Table 5. Producer price indexes for the net output of selected industries and their products—Continued

Industry and product[1]	Industry code	Product code	Index base	Index			Unadjusted percent change to Apr. 1994 from —	
				Dec. 1993[2]	Mar. 1994[2]	Apr. 1994[2]	Apr. 1993	Mar. 1994
Pleating, stitching, and tucking—Continued								
Contract tucking, pleating, hemstitching, and buttonholing for the trade		2395-931	12/85	116.0	116.0	116.0	1.0	0
Secondary products and miscellaneous receipts		2395-SM						
Secondary products		2395-S	12/85	147.1	147.1	147.1	4.8	.0
Automotive trimmings, apparel findings, and related products	2396		12/83	109.2	109.7	109.5	.5	-.2
Primary products		2396-P	12/83	109.1	109.6	109.4	.5	-.2
Men's and boys' suit and coat findings, and hat and cap trimmings		2396-1	12/83	126.8	127.0	127.0	2.5	0
Men's and boys' coat, suit, and trouser findings		2396-111	12/83	127.5	127.6	127.6	.1	0
Automotive trimmings		2396-2	12/83	106.3	106.2	106.2	-.1	0
Other trimmings and findings		2396-3	12/83	111.0	111.0	111.0	-.4	0
Women's and children's apparel trimmings and findings		2396-311	12/83	113.0	113.0	113.0	-2.0	0
Other trimmings and findings, including furniture trimmings		2396-312	12/83	85.0	85.0	85.0	-.7	0
Bias bindings, except fused or sealed edge		2396-333	12/83	137.9	137.9	137.9	0	0
Printing and stamping on apparel, apparel accessories, and art goods		2396-4	06/90	103.0	105.1	104.4	1.4	-.7
Printing on purchased textile products, including silk screen		2396-441	12/85	114.3	116.7	115.9	1.4	-.7
Secondary products and miscellaneous receipts		2396-SM						
Miscellaneous receipts		2396-M	12/83	106.7	106.7	106.7	0	0
Contract work and other miscellaneous receipts		2396-XY9	12/83	101.3	101.3	101.3	0	0
Secondary products		2396-S	12/83	107.5	107.4	107.4	0	0
Schiffli machine embroideries	2397		06/85	133.3	133.3	133.3	.5	0
Primary products		2397-P	06/85	135.5	135.5	135.5	.4	0
Schiffli machine embroideries		2397-1	06/85	135.5	135.5	135.5	.4	0
Secondary products and miscellaneous receipts		2397-SM						
Contract work and other miscellaneous receipts		2397-XY9	06/85	103.8	103.8	103.8	.9	0
Secondary Products		2397-SS	06/85	125.6	125.6	125.6	0	0
Fabricated textile products, n.e.c.	2399		12/85	106.4	106.6	106.3	-.3	-.3
Primary products		2399-P	12/85	106.2	106.4	106.4	-.1	0
Automobile seat covers		2399-115	12/85	120.7	121.0	120.9	.2	-.1
Seat or safety belts, including shoulder harnesses, except leather		2399-125	12/85	94.9	92.8	92.7	-5.0	-.1
Sleeping bags		2399-131	12/85	106.7	106.4	106.5	.1	.1
Flags, banners, and similar emblems		2399-141	12/85	126.5	126.9	126.9	.8	0
Parachutes		2399-185	12/85	153.7	167.7	168.0	13.3	.2
All other fabricated textile products, n.e.c.		2399-198	12/85	107.9	108.1	108.2	.4	.1
Secondary products and miscellaneous receipts		2399-SM						
Miscellaneous receipts		2399-M	12/85	102.4	102.4	95.7	-6.6	-6.5
Contract work and other miscellaneous receipts		2399-XY9	12/85	102.2	102.2	102.2	([3])	0
Resales		2399-Z89	12/92	([3])	([3])	([3])	([3])	([3])
Secondary products		2399-S	12/85	113.5	114.1	113.8	1.6	-.3
Lumber and wood products, except furniture	24		12/84	153.5	155.8	153.6	.7	-1.4
Logging camps and logging contractors	241		12/81	186.5	201.2	203.0	5.1	.9
Logging camps and logging contractors	2411		12/81	186.5	201.2	203.0	5.1	.9
Primary products		2411-P	12/81	192.7	207.9	208.0	3.7	0
Softwood logs, bolts, and timber		2411-1	12/81	238.8	261.4	261.4	2.8	0
Douglas fir		2411-117	12/81	265.6	290.0	278.9	1.0	-3.8
Sawlogs and bolts		2411-11744	12/81	257.8	278.8	268.2	.6	-3.8
Veneer logs and bolts		2411-11766	12/81	310.7	354.3	([3])	([3])	([3])
Softwood, except Douglas fir		2411-13	12/81	221.6	243.0	250.2	4.2	3.0
Southern yellow pine		2411-131	12/81	89.3	94.6	94.9	11.1	.3
Spruce		2411-133	12/81	185.6	214.7	215.6	17.8	.4
Hemlock		2411-135	12/81	226.0	260.2	255.6	-5.9	-1.8
Western red cedar		2411-136	12/81	337.6	330.0	360.6	1.4	9.3
Other softwood log species, n.e.c.		2411-137	12/81	263.5	280.4	280.7	7.7	.1
Hardwood logs, bolts, and timber		2411-2	12/81	155.6	158.0	158.0	17.4	0
Other hardwood log species, n.e.c.		2411-221	12/81	121.3	121.3	121.3	0	0
Pulpwood		2411-3	12/81	98.5	101.5	102.9	5.8	1.4
Softwood		2411-31115	12/81	95.0	97.9	99.1	6.3	1.2
Other roundwood products		2411-4	06/82	91.8	96.0	100.4	8.2	4.6
Other roundwood products, n.e.c.		2411-429	06/82	90.4	94.5	98.8	7.2	4.6
Contract logging		2411-9	12/81	113.0	115.4	114.7	5.0	-.6
Contract logging		2411-911	12/81	113.0	115.4	114.7	5.0	-.6
Secondary products and miscellaneous receipts		2411-SM						
Sawmills and planing mills	242		12/84	170.2	171.8	165.0	-4.2	-4.0
Sawmills and planing mills	2421		12/80	167.6	169.2	161.9	-5.1	-4.3
Primary products		2421-P	12/80	173.5	174.8	167.1	-4.7	-4.4
Hardwood lumber rough and dressed except siding		2421-1	12/80	177.2	178.5	178.2	2.9	-.2
Hardwood rough lumber		2421-12	12/80	173.4	174.8	174.4	2.8	-.2
Oak		2421-121	12/80	197.7	196.2	194.7	-1.8	-.8
Red, no. 1 common		2421-12111	12/80	223.6	219.7	215.9	-4.7	-1.7
White		2421-12112	12/80	159.7	160.9	162.2	3.5	.8
Other Oak		2421-12119	12/80	197.3	198.3	198.1	-.4	-.1
Poplar		2421-122	12/80	152.3	155.1	155.9	11.4	.5

See footnotes at end of table.

Digitized for FRASER
http://fraser.stlouisfed.org/
Federal Reserve Bank of St. Louis

Table 5. Producer price indexes for the net output of selected industries and their products—Continued

Industry and product[1]	Industry code	Product code	Index base	Index			Unadjusted percent change to Apr. 1994 from —	
				Dec. 1993[2]	Mar. 1994[2]	Apr. 1994[2]	Apr. 1993	Mar. 1994
Sawmills and planing mills—Continued								
No. 1 common		2421-12211	12/80	146.4	149.0	151.0	15.2	1.3
Hardwood other than Oak and Poplar		2421-129	12/80	153.8	157.6	158.0	6.8	.3
Maple, Beech and Ash		2421-1295	12/86	157.2	164.3	164.3	6.2	0
Other hardwoods		2421-1299	12/80	144.2	146.2	146.8	8.1	.4
Hardwood, dressed lumber, including ceiling, framing, and matched and shiplapped lumber		2421-13	12/80	198.5	199.4	199.4	3.5	0
Oak		2421-131	08/85	192.5	191.9	191.9	-2.7	0
Other hardwood species		2421-139	12/80	167.4	169.3	169.3	9.8	0
Softwood lumber, rough and dressed, except siding		2421-2	12/80	188.9	190.2	178.9	-7.1	-5.9
Softwood lumber, rough and dressed, Eastern species, except siding		2421-3	12/80	168.3	173.7	166.5	1.8	-4.1
Rough softwood lumber, Eastern species		2421-31	12/80	125.7	127.0	133.5	8.4	5.1
Boards - lumber less than 2 inches in nominal thickness		2421-311	12/80	102.8	105.7	107.7	13.4	1.9
Dressed softwood lumber, Eastern species		2421-32	12/80	186.3	193.4	180.4	-.1	-6.7
Boards - lumber less than 2 inches in nominal thickness		2421-321	12/80	175.1	177.0	177.6	-2.0	.3
Southern Pine		2421-3211	12/80	177.8	179.7	180.2	-2.3	.3
Finish, c and better		2421-32111	12/80	155.6	162.6	158.2	6.2	-2.7
Other Southern Pine Boards		2421-32119	12/80	190.1	182.7	182.9	[3]	.1
Light framing lumber 2 inch nominal thickness only		2421-322	12/80	195.4	203.2	181.3	-1.2	-10.8
Southern Pine		2421-3221	12/80	186.5	195.3	175.5	-2.4	-10.1
Dimension, no. 1		2421-32211	12/80	175.5	175.2	153.9	-9.4	-12.2
Dimension no. 2		2421-32212	12/80	194.1	201.5	178.3	-2.5	-11.5
Other 2 inch Southern Pine lumber		2421-32219	12/80	175.8	189.1	175.1	-.7	-7.4
Lumber and timbers over 2 inch nominal thickness, Eastern species		2421-323	12/80	162.8	180.7	179.4	14.0	-.7
Southern Pine		2421-32311	12/80	151.6	168.2	167.0	14.1	-.7
Softwood lumber, rough and dressed, Western species		2421-4	12/80	196.7	196.4	183.4	-10.0	-6.6
Rough softwood lumber, Western species		2421-41	12/80	190.3	194.2	188.6	-8.1	-2.9
Boards - lumber less than 2 inches in nominal thickness		2421-411	12/80	205.1	200.8	190.6	-13.8	-5.1
Light framing lumber 2 inch nominal thickness only		2421-412	12/80	152.8	162.9	160.6	-4.2	-1.4
Lumber and timbers over 2 inches in nominal thickness		2421-413	12/80	238.9	242.3	236.4	-6.7	-2.4
Dressed softwood lumber, Western species		2421-42	12/80	199.9	197.9	182.0	-10.7	-8.0
Boards-lumber less than 2 inch nominal thickness		2421-421	12/80	180.9	182.1	177.0	-6.7	-2.8
Douglas Fir		2421-4211	12/80	155.4	153.8	148.3	-7.3	-3.6
Other boards		2421-42119	12/80	152.4	150.1	143.8	-9.2	-4.2
Ponderosa Pine		2421-4212	12/80	230.5	235.4	232.5	-7.0	-1.2
No. 3 boards		2421-42121	12/80	148.4	156.6	158.5	5.6	1.2
Other boards		2421-42129	12/80	256.6	263.9	259.3	-11.3	-1.7
Redwood and Western Red Cedar		2421-4216	12/86	167.7	168.3	165.7	-2.9	-1.5
Other boards, Western dressed softwood		2421-4219	12/80	210.4	214.6	207.8	-6.6	-3.2
Lumber of 2 inches nominal thickness only		2421-422	12/80	206.0	204.7	180.2	-13.2	-12.0
Douglas Fir		2421-4221	12/80	209.6	209.0	182.8	-13.2	-12.5
Standard and better		2421-42214	12/80	227.0	222.0	187.9	-16.5	-15.4
Other 2 inch Douglas Fir lumber		2421-42219	12/80	231.0	223.2	203.2	-20.3	-9.0
Ponderosa Pine		2421-4222	12/80	187.2	182.4	163.9	-11.5	-10.1
White Fir		2421-4224	12/80	234.2	225.4	193.9	-18.0	-14.0
Standard and better		2421-42241	12/80	241.2	224.5	186.4	-21.6	-17.0
Other 2 inch White Fir lumber		2421-42249	12/80	220.9	227.3	208.1	-11.0	-8.4
Western Hemlock		2421-4225	12/80	196.1	198.8	177.7	-12.3	-10.6
Dimension, std. and btr.		2421-42251	12/80	192.0	190.1	163.1	-11.8	-14.2
Other 2 inch Western Hemlock lumber		2421-42259	12/80	201.8	210.7	197.8	-12.8	-6.1
Redwood 2 inch lumber		2421-4226	12/80	143.6	148.1	146.2	-18.0	-1.3
Lodgepole, Sugar, and Western (Idaho) White Pine 2 inch lumber		2421-4228	12/80	221.0	225.8	190.1	-8.3	-15.8
Other Western softwood 2 inch lumber		2421-4229	12/80	231.6	224.2	202.5	-10.5	-9.7
Lumber and timbers, over 2 inch nominal thickness		2421-423	12/80	229.6	212.5	211.0	-9.0	-.7
Douglas Fir		2421-4231	12/80	213.0	211.2	203.7	-7.8	-3.6
Other Western softwood timbers		2421-4239	12/80	242.7	212.4	216.2	-9.9	1.8
Wood chips		2421-5	12/80	105.5	105.0	106.2	-.7	1.1
Short tons		2421-577	12/80	125.4	125.5	127.9	-.3	1.9
Standard units		2421-578	12/80	81.0	80.1	80.1	-1.0	0
Softwood cut stock		2421-7	12/80	162.0	168.8	167.8	9.2	-.6
Other industrial cut stock		2421-751	12/80	167.1	171.6	170.0	3.6	-.9
Softwood flooring, siding and other sawmill and planing mill products		2421-8	12/80	140.9	143.9	143.9	3.4	0
Woodsiding		2421-813	12/80	161.7	167.1	167.1	-2.3	0
Railway crossties and mine ties		2421-817	12/80	144.6	143.6	143.6	10.5	0
Other sawmill products		2421-897	12/80	146.1	148.5	149.5	4.8	.7
Contract or custom work		2421-9	12/80	134.2	134.2	134.2	0	0
Contract drying, planing, resawing or other manufacturing of lumber owned by others		2421-951	12/86	116.4	116.4	116.4	0	0
Secondary products and miscellaneous receipts		2421-SM						
Secondary products		2421-S	12/80	126.1	132.0	130.5	-9.8	-1.1
Hardwood dimension and flooring	2426		06/84	142.2	144.3	145.0	5.6	.5
Primary products		2426-P	06/84	143.3	145.3	146.2	6.0	.6
Hardwood flooring		2426-1	06/84	132.5	137.6	138.2	7.3	.4
Oak		2426-11	06/91	125.0	130.4	130.6	7.1	.2
Strip oak flooring (3/4", 1/2", 3/8" T & G and EM)		2426-111	06/84	131.5	135.1	135.5	5.9	.3
Oak specialty flooring, including block, parquetry and plank		2426-119	06/84	141.9	150.1	150.1	8.3	0
Glued laminated truck trailer flooring and railroad car decking		2426-141	06/84	139.9	141.9	145.8	5.8	2.7

See footnotes at end of table.

Digitized for FRASER
http://fraser.stlouisfed.org/
Federal Reserve Bank of St. Louis

Table 5. Producer price indexes for the net output of selected industries and their products—Continued

Industry and product[1]	Industry code	Product code	Index base	Index			Unadjusted percent change to Apr. 1994 from —	
				Dec. 1993[2]	Mar. 1994[2]	Apr. 1994[2]	Apr. 1993	Mar. 1994
Hardwood dimension and flooring—Continued								
Hardwood dimension stock for furniture and industrial uses		2426-2	06/84	144.8	144.1	145.4	5.2	0.9
Furniture dimension		2426-22	06/91	118.2	118.4	118.7	3.6	.3
Rough		2426-223	06/84	135.7	137.0	137.6	4.8	.4
Semifabricated		2426-227	06/84	129.8	128.9	129.2	2.4	.2
Completely fabricated ready for assembly, incl furniture parts, ex frames for household furn		2426-229	06/84	160.9	160.9	160.9	3.1	0
Industrial dimension		2426-28						
Industrial dimension except compression-modified and densified wood		2426-284	06/91	122.1	118.3	122.7	11.7	3.7
Wood frames for household furniture		2426-6	06/84	144.5	147.6	147.6	5.7	0
Secondary products and miscellaneous receipts		2426-SM						
Secondary products		2426-S	06/84	137.4	139.0	138.2	2.2	-.6
Special product sawmills, n.e.c.	2429		12/85	196.7	194.0	194.2	-2.7	.1
Primary products		2429-P	12/85	198.9	196.0	196.2	-2.9	.1
Red cedar shingles and shakes		2429-111	12/85	209.7	206.2	206.4	-3.6	.1
Shingles		2429-11101	12/85	200.6	201.5	202.2	.5	.3
Shakes (handsplit and resawn, taper and straight split)		2429-11103	12/85	213.7	208.4	208.4	-5.0	0
Millwork, veneer, plywood, and structural wood members	243		12/84	147.5	147.8	145.9	0	-1.3
Millwork	2431		06/83	153.2	154.5	153.4	1.2	-.7
Primary products		2431-P	06/83	154.1	155.4	154.1	.9	-.8
Wood window units		2431-1	06/83	143.3	144.4	145.9	3.1	1.0
Double hung		2431-133	06/83	146.9	147.4	149.4	2.6	1.4
Casement		2431-137	06/83	144.3	146.0	147.5	3.1	1.0
Horizontal sliding		2431-141	06/83	137.8	138.9	141.2	6.8	1.7
All other, including single hung and skylights		2431-145	06/83	108.3	108.3	108.3	6.7	0
Wood sash, incl. comb. screen and storm sash, and window screens, excl. window units		2431-2	06/83	158.2	159.7	160.7	6.1	.6
Wood sash; glazed		2431-215	06/83	152.4	153.9	154.8	6.1	.6
Wood window and door frames and door frames shipped in door units		2431-3	06/83	158.7	152.8	148.7	-4.2	-2.7
Door frames		2431-315	06/83	168.4	159.5	153.2	-11.1	-3.9
Wood doors, int. and ext., incl. those shipped with glazed sections and in door units		2431-4	06/83	149.4	154.1	154.1	7.4	0
Panel type doors, including French doors		2431-41	06/88	143.2	144.1	144.1	5.0	0
Douglas fir		2431-411	06/83	181.1	181.8	181.8	6.6	0
Western pines		2431-413	06/83	152.7	153.6	153.6	2.5	0
Other species		2431-419	06/83	161.4	163.6	163.6	5.1	0
Flush type doors, hollow core		2431-43	06/88	135.5	140.8	140.7	7.1	-.1
Hardwood faces, including lauan, birch, oak, etc.		2431-433	06/83	149.4	157.2	157.2	9.9	0
Hardboard faces		2431-435	06/83	129.8	132.3	132.3	3.1	0
Flush type doors, solid core		2431-44	06/88	126.1	132.9	132.9	10.5	0
Hardwood faces, including lauan, birch, oak, etc.		2431-44A	06/88	118.6	126.9	126.9	11.0	0
Non-hardwood faces		2431-44B						
Softwood and other faces		2431-448	06/83	172.1	172.1	[3]	[3]	[3]
Other wood doors, incl. garage, screen, storm, combination, and louvre		2431-5	06/83	143.4	146.7	147.6	8.1	.6
Screen doors and combination screen and storm doors, wood		2431-575	06/88	130.8	130.8	133.4	7.6	2.0
Bi-fold doors, wood		2431-584	06/83	156.8	160.7	161.2	10.4	.3
Sliding patio doors, wood		2431-585	06/83	143.3	143.3	144.6	4.9	.9
Other wood doors, incl. storm, cabinet, toilet, grain, etc.		2431-598	06/83	144.5	151.4	151.9	9.6	.3
Wood moldings (standard) except prefinished moldings made from purchased moldings		2431-6	06/83	176.6	172.7	164.0	-12.0	-5.0
Softwood moldings		2431-62	06/88	161.9	157.8	148.7	-14.4	-5.8
Pine		2431-621	06/83	178.8	174.2	163.6	-14.7	-6.1
Other softwood species		2431-622	06/83	185.8	182.2	179.5	-10.9	-1.5
Hardwood, including lauan		2431-651	06/83	165.2	165.2	165.2	7.1	0
Other millwork products including stairwork and exterior millwork		2431-8	06/83	164.7	168.7	168.1	1.2	-.4
Stairwork, including treads, risers, balusters, brackets, crooks, newels, rails, etc.		2431-82	06/88	132.9	136.1	136.1	10.8	0
Softwood		2431-821	06/83	171.2	180.5	180.5	14.7	0
Hardwood		2431-825	06/83	153.4	153.5	153.5	7.9	0
Exterior wood blinds and shutters, with or without hardware		2431-831	06/83	146.8	148.9	150.6	3.5	1.1
Exterior millwork, including porch columns, porch rails, newels, trellises, and entrances		2431-835	08/83	182.7	187.2	187.2	6.2	0
Nonstandard wood moldings, carvings, and ornaments suitable for arch. or furn. decorations		2431-875	06/83	210.2	222.5	219.3	-5.3	-1.4
Other millwork products, n.e.c., including interior millwork		2431-898	06/83	159.0	159.0	159.0	1.0	0
Secondary products and miscellaneous receipts		2431-SM						
Miscellaneous receipts		2431-M	06/83	149.9	149.9	149.9	1.8	.0
Resales		2431-Z89	06/83	151.3	151.3	151.3	2.0	0
Secondary products		2431-S	06/83	146.6	147.4	147.9	4.4	.3
Other secondary products		2431-SSS	06/83	153.9	154.5	154.5	5.0	0
Metal doors, sash, and trim		3442-S	06/83	124.9	126.1	128.3	2.7	1.7
Wood kitchen cabinets	2434		06/84	136.1	137.6	138.5	4.8	.7
Primary products		2434-P	06/84	135.8	137.1	138.1	4.8	.7
Wood kitchen cabinets and cabinetwork, stock line		2434-1	06/84	138.8	140.0	140.9	4.8	.6
Wood		2434-111	06/84	139.9	141.0	142.0	4.9	.7

See footnotes at end of table.

Digitized for FRASER
http://fraser.stlouisfed.org/
Federal Reserve Bank of St. Louis

Table 5. Producer price indexes for the net output of selected industries and their products—Continued

Industry and product[1]	Industry code	Product code	Index base	Index			Unadjusted percent change to Apr. 1994 from —	
				Dec. 1993[2]	Mar. 1994[2]	Apr. 1994[2]	Apr. 1993	Mar. 1994
Wood kitchen cabinets—Continued								
Plastic laminated		2434-113	06/84	132.7	134.0	134.0	4.5	0
Wood kitchen cabinets and cabinetwork, custom		2434-2	06/84	130.3	132.2	132.9	4.5	.5
Wood		2434-212	06/84	132.4	134.1	135.2	4.5	.8
Plastic laminated		2434-214	06/84	123.7	126.2	126.2	4.7	0
Vanities and other cabinetwork		2434-3	06/84	139.8	140.8	142.2	4.8	1.0
Stock line		2434-316	06/84	140.3	142.2	144.9	5.5	1.9
Custom		2434-318	06/84	139.7	139.7	139.7	3.9	0
Secondary products and miscellaneous receipts		2434-SM						
Miscellaneous receipts		2434-M	12/89	115.6	115.6	115.6	2.9	0
Contract work and other miscellaneous receipts		2434-XY9	12/89	118.0	118.0	118.0	7.7	0
Secondary products		2434-S	06/84	143.8	149.2	149.2	7.8	0
Other secondary products		2434-SSS	06/84	156.3	(3)	(3)	(3)	(3)
Hardwood veneer and plywood	2435		06/85	130.1	132.7	133.0	9.0	.2
Primary products		2435-P	06/85	132.1	135.2	135.5	8.1	.2
Hardwood plywood		2435-1	06/85	131.7	135.3	136.1	7.5	.6
Veneer core hardwood plywood		2435-108	06/91	116.7	120.3	121.1	8.4	.7
Prefinished hardwood plywood made from purchased plywood		2435-2	06/85	134.5	139.1	139.1	12.4	0
Hardwood plywood type products		2435-3	06/85	133.5	133.4	133.2	7.4	-.1
Hardwood veneered panels		2435-331	06/85	139.8	139.1	137.1	9.5	-1.4
Hardwood veneer, not reinforced or backed		2435-4	06/85	121.5	124.3	124.5	6.4	.2
Maple		2435-417	06/91	121.7	127.2	121.7	8.2	-4.3
Oak		2435-419	06/85	121.9	125.3	126.2	10.4	.7
Walnut		2435-421	06/85	146.6	146.6	146.6	.8	0
Other hardwoods (domestic and imported)		2435-429	06/85	112.9	115.4	115.2	4.5	-.2
Secondary products and miscellaneous receipts		2435-SM						
Softwood plywood	2436		12/80	153.2	147.3	139.9	-8.9	-5.0
Primary products		2436-P	12/80	144.2	137.2	132.6	-11.7	-3.4
Specialty softwood plywood		2436-3	12/80	165.7	164.4	161.1	-7.6	-2.0
Softwood veneer		2436-4	12/80	155.5	154.0	146.2	-16.4	-5.1
Softwood plywood sheathing		2436-5	12/80	140.8	130.0	125.3	-11.7	-3.6
Western, inland and other non-southern softwood plywood sheathing		2436-511	12/80	145.3	134.5	131.7	-9.0	-2.1
CDX		2436-5111	12/80	141.3	128.2	125.3	-10.6	-2.3
Underlayerment		2436-5112						
All other sheathing		2436-5113	12/86	148.1	144.2	139.1	-7.2	-3.5
Interior		2436-51132	12/80	126.4	123.1	118.7	-7.2	-3.6
Southern softwood plywood sheathing		2436-522	12/80	138.2	127.3	121.3	-13.7	-4.7
CDX		2436-52231	12/80	137.1	127.2	122.8	-13.6	-3.5
Sheathing, interior		2436-52232	12/80	134.0	121.8	109.5	-9.7	-10.1
Sanded softwood plywood		2436-6	12/80	144.1	143.6	140.4	-9.9	-2.2
Western, inland and other non-southern sanded softwood plywood		2436-611	12/80	145.0	143.0	140.0	-9.9	-2.1
A-C, exterior		2436-61121	12/80	140.7	137.6	135.3	-12.7	-1.7
Southern sanded softwood plywood		2436-622	12/80	133.2	147.9	141.3	-10.5	-4.5
Secondary products		2436-S	12/80	196.2	198.2	175.9	.7	-11.3
Structural wood members, n.e.c.	2439		06/81	156.0	162.4	160.3	1.5	-1.3
Primary products		2439-P	06/81	153.8	160.5	158.2	1.3	-1.4
Glued laminated lumber		2439-131	06/81	146.5	151.2	146.0	-9.4	-3.4
Roof trusses		2439-151	06/81	148.9	156.8	155.6	3.9	-.8
Other fabricated structural wood products		2439-198	06/81	193.1	197.3	194.6	4.5	-1.4
Floor trusses, incl I-beam floor joists		2439-19815	06/81	197.8	202.1	200.1	6.8	-1.0
Other fabricated structural wood products, except floor trusses		2439-19825	06/81	183.8	187.8	183.8	-.2	-2.1
Secondary products and miscellaneous receipts		2439-SM						
Miscellaneous receipts		2439-M						
Resales		2439-Z89	12/93	100.0	100.9	101.4	(3)	.5
Wood containers	244		06/85	146.9	147.2	147.1	5.3	-.1
Nailed wood boxes and shook	2441		06/85	137.6	139.9	139.3	2.3	-.4
Primary products		2441-P	06/85	131.3	133.4	133.3	2.3	-.1
Nailed or lock-corner wooden boxes		2441-1	06/85	118.8	121.7	121.4	3.8	-.2
Made from lumber for industrial and other uses		2441-151	06/85	120.9	124.5	124.6	6.3	.1
Made from veneer and plywood for fruits, vegetables, and industrial and other uses		2441-165	06/85	132.6	136.4	135.4	2.1	-.7
Wooden box and crate shook		2441-2	06/85	140.4	142.0	142.0	1.5	0
Made from lumber for fruits and vegetables		2441-211	06/92	111.0	116.3	116.3	-8.6	0
Made from lumber for industrial and other uses		2441-215	06/85	141.5	141.5	(3)	(3)	(3)
Secondary products and miscellaneous receipts		2441-SM						
Secondary products		2441-S	06/85	127.5	128.1	128.0	5.8	-.1
Wood pallets and skids	2448		06/85	150.8	151.0	150.9	6.6	-.1
Primary products		2448-P	06/85	147.2	147.1	147.1	7.0	0
Pallets, wooden, flat		2448-162	06/85	151.2	151.1	151.0	7.2	-.1
Wooden skids		2448-165	06/85	122.6	122.6	122.6	4.0	0
Secondary products and miscellaneous receipts		2448-SM						
Miscellaneous receipts		2448-M	06/92	(3)	(3)	103.8	(3)	(3)
Secondary products		2448-S	06/85	167.9	171.5	171.8	6.4	.2

See footnotes at end of table.

Digitized for FRASER
http://fraser.stlouisfed.org/
Federal Reserve Bank of St. Louis

Table 5. Producer price indexes for the net output of selected industries and their products—Continued

Industry and product[1]	Industry code	Product code	Index base	Index			Unadjusted percent change to Apr. 1994 from —	
				Dec. 1993[2]	Mar. 1994[2]	Apr. 1994[2]	Apr. 1993	Mar. 1994
Wood containers, n.e.c.	2449		12/85	136.5	134.9	135.9	1.0	0.7
Primary products		2449-P	12/85	136.3	136.5	137.6	3.3	.8
Wirebound boxes made from lumber, veneer, and plywood		2449-1	12/85	130.6	132.7	134.3	8.3	1.2
Made from lumber		2449-111	12/85	143.1	151.8	145.5	8.4	-4.2
Made from veneer and plywood		2449-112	12/85	125.3	125.5	129.3	8.4	3.0
For fruits and vegetables		2449-11211	12/85	116.7	116.7	117.4	3.2	.6
For industrial and other use		2449-11213	12/85	153.9	154.7	168.4	22.3	8.9
Veneer and plywood containers, except boxes and crates		2449-3	12/85	149.0	140.5	141.1	-8.7	.4
Containers incl. pails, drums, tubs, fruit and vegetable baskets, and hampers, etc.		2449-312	12/85	149.0	140.5	141.1	-8.7	.4
Slack and tight cooperage		2449-5	12/85	142.7	143.8	143.8	-.3	0
Slack cooperage(hogsheads, barrels, & kegs, incl. recoopered used slack barrels and kegs)		2449-512	06/92	104.7	104.7	104.7	.7	0
Tight cooperage(hogsheads, barrels, & kegs for bourbon and other whiskey)		2449-513	12/85	141.6	143.0	143.0	-.6	0
Secondary products and miscellaneous receipts		2449-SM						
Secondary products		2449-S	12/85	135.1	123.0	123.0	-11.7	0
Wood buildings and mobile homes	245		12/84	133.2	136.8	138.9	8.1	1.5
Mobile homes	2451		06/81	135.8	139.5	140.8	7.6	.9
Primary products		2451-P	06/81	135.7	139.4	140.7	7.6	.9
Mobile homes, residential		2451-1	06/81	137.2	140.8	142.2	7.6	1.0
Single section		2451-13	06/81	134.9	137.6	139.5	7.6	1.4
Width: 14' and over		2451-1344	06/81	145.6	148.5	150.5	7.5	1.3
Length: greater than 69' to 74'		2451-13444	06/81	151.5	155.6	156.3	8.4	.4
Length: greater than 74'		2451-13445	06/81	143.4	148.2	149.0	9.9	.5
Multi-section		2451-14	06/81	144.8	151.1	151.2	7.7	.1
Doublewide		2451-141	06/81	144.8	151.1	151.2	7.7	.1
24' single story doublewide		2451-1411	06/81	145.7	152.1	152.1	7.6	0
Length: greater than 49' to 59'		2451-14112	06/81	146.1	154.4	154.4	[3]	0
Other doublewide		2451-1412	04/87	132.5	137.0	137.4	9.0	.3
Prefabricated wood buildings and components	2452		12/84	140.9	144.6	148.0	8.9	2.4
Primary products		2452-P	12/84	139.4	143.0	146.5	8.2	2.4
Components not sold as complete units		2452-1	12/89	127.8	120.9	128.8	10.7	6.5
Residential (homes, townhouses, and apartments)		2452-173	12/89	129.6	122.6	130.6	10.6	6.5
Precut packages sold as complete units		2452-2	12/84	147.9	152.4	160.7	15.9	5.4
Residential (homes, townhouses, and apartments)		2452-221	12/84	155.9	164.0	167.1	20.3	1.9
Nonresidential, including motels and hotels		2452-223	12/84	130.1	130.1	144.0	10.6	10.7
Panelized buildings sold as complete units		2452-3	12/84	142.0	150.8	151.7	6.5	.6
Residential		2452-334	12/84	140.4	146.9	148.1	4.4	.8
Single family, including townhouses		2452-33433	12/84	145.0	148.1	149.6	5.2	1.0
Nonresidential, including motels and hotels		2452-337	12/84	129.6	143.2	143.2	12.5	0
Modular buildings shipped with floors and walls, and usually ceilings and roofs		2452-4	12/84	128.9	132.1	132.0	2.3	-.1
Residential		2452-444	12/84	124.0	128.6	128.4	3.5	-.2
Secondary products		2452-S	08/92	[3]	[3]	158.5	[3]	[3]
Miscellaneous wood products	249		12/84	136.9	139.9	139.4	3.7	-.4
Wood preserving	2491		06/85	140.3	143.5	140.8	3.2	-1.9
Primary products		2491-P	06/85	142.0	145.2	142.3	3.4	-2.0
Wood poles, piles, and posts owned and treated by same establishment		2491-2	06/85	136.0	137.2	137.6	3.4	.3
Not over 15 feet in length		2491-211	06/85	134.5	134.5	133.6	2.4	-.7
Over 15 feet in length		2491-213	06/85	135.9	137.4	138.2	3.7	.6
Other wood products owned and treated by same establishment		2491-3	06/85	150.4	155.7	149.6	3.2	-3.9
Railway crossties and mine ties		2491-311	06/85	147.1	150.8	153.7	20.9	1.9
Lumber and wood siding, rough and worked		2491-313	06/85	146.4	152.6	142.2	-4.4	-6.8
Other wood treated products		2491-319	06/85	142.5	144.4	142.3	3.8	-1.5
Contract wood preserving		2491-911	06/85	123.0	123.2	123.6	4.1	.3
Secondary products and miscellaneous receipts		2491-SM						
Secondary products		2491-S	06/85	177.1	181.1	184.8	-3.0	2.0
Reconstituted wood products	2493		06/91	119.6	122.8	123.6	4.4	.7
Primary products		2493-P	06/91	120.2	123.4	124.4	4.5	.8
Particleboard		2493-1	12/82	147.0	149.9	158.4	18.6	5.7
Shelving		2493-107	12/82	124.8	124.8	124.8	2.1	0
Other industrial board		2493-112	12/82	139.4	141.8	150.0	18.9	5.8
3/4 inch thick		2493-11211	12/82	138.1	141.4	145.9	21.2	3.2
5/8 inch thick		2493-11213	12/82	146.0	150.5	155.2	21.0	3.1
Oriented strand board		2493-2	12/82	144.7	151.9	142.6	-13.1	-6.1
Medium density fiberboard		2493-3	06/84	105.7	114.1	115.7	16.3	1.4
Uncoated panel		2493-311						
Uncoated standard size panel		2493-31114	06/84	103.0	111.6	113.3	16.8	1.5
Fabricated hardboard products from hardboard made in this establishment		2493-4	06/84	110.2	109.2	110.4	2.6	1.1
Fiberboard		2493-5	12/85	122.7	120.1	124.4	9.8	3.6
Fabricated hardboard products made from purchased hardboard		2493-6	09/84	122.3	122.7	124.1	.5	1.1
Coated or laminated		2493-622						

See footnotes at end of table.

Digitized for FRASER
http://fraser.stlouisfed.org/
Federal Reserve Bank of St. Louis

Table 5. Producer price indexes for the net output of selected industries and their products—Continued

Industry and product[1]	Industry code	Product code	Index base	Index			Unadjusted percent change to Apr. 1994 from —	
				Dec. 1993[2]	Mar. 1994[2]	Apr. 1994[2]	Apr. 1993	Mar. 1994
Reconstituted wood products—Continued								
Other, including door skins, garage door panels, furniture stock		2493-62217	06/91	109.9	110.5	110.5	-1.1	0
Prefinished particleboard and medium density fiberboard made from purchased materials		2493-7	06/91	116.3	122.0	124.0	11.3	1.6
Particleboard		2493-721	06/91	120.8	126.7	130.5	14.0	3.0
Wood products, n.e.c.	2499		06/84	129.5	131.6	131.6	3.5	0
Primary products		2499-P	06/84	127.3	129.4	129.3	3.7	-.1
Mirror and picture frames		2499-1	06/84	148.0	151.1	151.2	3.3	.1
Frames		2499-111	06/84	129.6	131.2	131.0	2.3	-.2
Wood frames		2499-11111	06/84	133.9	136.2	136.0	3.4	-.1
Metal frames		2499-11115	06/84	124.7	124.7	124.7	0	0
Finished moldings for mirrors and pictures		2499-121	06/84	160.3	160.3	160.3	2.9	0
Wood molding		2499-12131	06/84	173.8	173.8	173.8	3.4	0
Framed pictures		2499-131	06/84	195.8	204.8	205.6	5.0	.4
Wood framed pictures		2499-13161	06/84	216.9	229.8	231.1	6.5	.6
Miscellaneous wood products, n.e.c.		2499-9	06/84	133.8	135.7	135.5	4.0	-.1
Wood fences, palings, and rails; assembled into fences		2499-917	06/91	105.9	107.5	107.5	3.0	0
Toothpicks, skewers, candy sticks, and similar small wares		2499-919	06/84	121.5	[3]	121.5	4.0	[3]
Wood handles and tools		2499-95	06/91	103.4	104.1	104.2	2.3	.1
Handles, including handtool, mop, and broom		2499-951	06/84	113.5	114.1	114.1	2.0	0
Other handles and wooden tools		2499-959	06/84	129.8	130.8	131.7	3.7	.7
Dowels and dowel pins		2499-962	06/84	140.2	142.0	142.0	3.5	0
Wooden reels for wire and cable		2499-985	06/84	142.6	[3]	143.9	6.1	[3]
Other miscellaneous wooden products, nec, including wood turnings not for furniture		2499-998	06/84	135.1	137.3	136.8	3.8	-.4
Secondary products and miscellaneous receipts		2499-SM						
Miscellaneous receipts		2499-M	06/84	185.5	185.7	190.2	3.2	2.4
Resales		2499-Z89	06/84	179.2	179.5	179.1	-.1	-.2
Secondary products		2499-S	06/84	128.8	131.1	129.8	.5	-1.0
Other secondary products		2499-SSS	06/84	129.0	131.5	130.5	.7	-.8
Furniture and fixtures	25		12/84	127.2	128.4	128.3	3.1	-.1
Household furniture	251		12/84	126.7	128.2	127.8	3.3	-.3
Wood household furniture, except upholstered	2511		12/79	176.1	178.7	178.8	3.9	.1
Primary products		2511-P	12/79	177.7	180.6	180.6	4.0	0
Wood living room, library, family room and den furniture		2511-2	12/79	179.3	183.6	183.6	4.1	0
Cabinets, except sewing machine cabinets		2511-219	12/79	195.3	205.9	[3]	[3]	[3]
Chairs, except dining room (including rockers)		2511-231	12/79	187.2	188.7	188.7	1.5	0
Tables, except card and telephone tables		2511-241	12/79	180.8	185.3	185.4	5.1	.1
Desks		2511-251	12/79	180.2	182.2	182.2	4.4	0
Credenzas, bookcases, and bookshelves		2511-271	12/79	163.4	[3]	164.4	.6	[3]
Other nonupholstered living room furniture		2511-298	12/79	159.1	162.5	162.3	2.1	-.1
Wood dining room and kitchen furniture, except cabinets		2511-3	12/79	195.2	197.5	197.5	3.2	0
Tables, dining room, 30 x 40 inches and greater		2511-311	12/79	193.6	195.1	195.9	3.6	.4
Chairs, dining room		2511-331	12/79	202.8	205.7	205.6	2.8	0
Buffets and servers, dining room		2511-351	12/79	206.3	[3]	207.2	5.3	[3]
China and corner cabinets, dining room		2511-371	12/79	183.7	188.3	186.3	3.7	-1.1
Other dining room and kitchen furniture		2511-398	12/79	150.6	150.8	151.1	0	.2
Wood bedroom furniture		2511-5	12/79	169.9	172.5	172.8	4.0	.2
Beds, headboards and footboards		2511-5A	12/79	171.4	174.4	174.4	4.7	0
Beds, except bunk beds		2511-511	12/79	178.3	179.2	179.2	4.9	0
Headboards and headboard sets		2511-513	12/79	166.4	172.1	171.8	6.8	-.2
Bunk beds		2511-515	12/79	164.2	164.2	165.5	-4.4	.8
Dressers, vanities and dressing tables		2511-521	12/79	174.3	175.9	176.1	3.4	.1
Wardrobes and wardrobe-type cabinets		2511-533	12/79	164.1	172.8	172.8	8.4	0
Chests of drawers		2511-535	12/79	168.5	170.2	170.5	2.6	.2
Night tables and stands		2511-561	12/79	186.7	190.8	192.0	5.9	.6
Other nonupholstered bedroom furniture		2511-598	12/79	155.0	156.1	156.1	1.9	0
Infants' and children's wood furniture		2511-6	12/79	160.2	162.2	161.5	4.9	-.4
Cribs, including springs sold as part of the crib		2511-611	02/80	169.0	171.4	170.3	4.6	-.6
Miscellaneous infants' and children's furniture		2511-698	12/79	151.0	152.7	152.4	5.2	-.2
Unpainted, unassembled, knock-down, and outdoor furniture		2511-7	12/79	156.3	157.2	157.2	7.3	.0
Unassembled, knock-down, and outdoor furniture		2511-751	06/87	114.2	115.4	115.4	9.1	0
Secondary products and miscellaneous receipts		2511-SM						
Miscellaneous receipts		2511-M	12/79	140.8	140.8	140.8	4.8	0
Resales		2511-Z89	12/79	140.8	140.8	140.8	4.8	0
Secondary products		2511-S	12/79	173.3	173.6	174.6	1.3	.6
Other secondary products		2511-SSS	12/79	171.9	172.3	172.3	1.1	0
Upholstered wood household furniture	2512		06/82	128.4	128.9	129.1	2.0	.2
Primary products		2512-P	06/82	129.5	130.0	130.1	1.9	.1
Upholstered wood household furniture		2512-1	06/82	129.5	130.0	130.1	1.9	.1
Sofas, davenports, settees, and loveseats		2512-112	06/82	130.2	130.7	130.8	1.7	.1
Chiefly cotton		2512-11232	06/82	135.2	135.5	135.6	1.5	.1
Chiefly rayon		2512-11233	06/82	148.6	151.5	151.5	3.6	0
Chiefly olefin		2512-11234	06/82	126.9	127.4	127.6	1.1	.2
Chiefly nylon		2512-11235	06/82	127.0	127.0	127.1	2.3	.1

See footnotes at end of table.

Digitized for FRASER
http://fraser.stlouisfed.org/
Federal Reserve Bank of St. Louis

Table 5. Producer price indexes for the net output of selected industries and their products—Continued

Industry and product[1]	Industry code	Product code	Index base	Index			Unadjusted percent change to Apr. 1994 from —	
				Dec. 1993[2]	Mar. 1994[2]	Apr. 1994[2]	Apr. 1993	Mar. 1994
Upholstered wood household furniture—Continued								
Chiefly polyester		2512-11236	06/82	123.6	123.6	123.6	2.3	0
Other fibers and blends, including coated fabric and vinyl		2512-11237	06/82	121.3	121.5	121.5	1.1	0
Chairs, except reclining and rockers		2512-132	06/82	130.6	131.0	131.2	2.2	.2
Chiefly cotton		2512-13242	06/82	129.3	128.0	128.2	1.1	.2
Chiefly rayon		2512-13243	06/82	135.5	137.2	137.2	2.6	0
Chiefly olefin		2512-13244	06/82	119.6	120.9	121.2	1.8	.2
Other fibers and blends, including coated fabric and vinyl		2512-13245	06/82	139.5	139.5	140.0	3.2	.4
Sectional sofa pieces		2512-141	12/87	121.4	121.2	122.3	3.1	.9
Rockers, including swivel		2512-145	06/82	108.3	108.4	108.4	.9	0
Reclining chairs		2512-154	06/82	125.8	125.8	125.8	1.0	0
Other upholstered wood household furniture (ottomans, hassocks, etc)		2512-198	06/82	151.1	157.3	156.7	7.3	-.4
Secondary products and miscellaneous receipts		2512-SM						
Secondary products		2512-S	06/82	115.6	116.3	116.2	1.5	-.1
Metal household furniture	2514		06/84	121.0	121.6	121.4	1.6	-.2
Primary products		2514-P	06/84	120.4	121.0	120.8	1.4	-.2
Metal household dining, dinette and breakfast furniture		2514-1	06/84	129.9	130.1	130.4	1.0	.2
Tubular metal sets (tables and chairs)		2514-111	06/84	127.0	127.0	127.0	.2	0
Tubular metal tables (not sold with a set)		2514-115	06/84	135.6	136.6	139.5	4.7	2.1
Tubular metal chairs (not sold in a set)		2514-117	06/84	133.0	134.3	134.3	1.2	0
Other metal dining, dinette, and breakfast furniture		2514-198	06/84	145.8	145.8	145.8	1.8	0
Metal kitchen furniture		2514-2	06/84	101.1	101.1	98.6	-2.0	-2.5
Stools, padded and plain		2514-251	06/84	110.0	110.0	107.2	-2.1	-2.5
Metal porch, lawn, outdoor and casual furniture		2514-3	06/84	126.4	127.1	127.1	3.8	0
Tubular aluminum		2514-31	06/84	130.0	130.2	130.2	4.7	0
Chairs, rockers, benches, chaise lounges and settees		2514-312	06/84	131.9	132.2	132.2	4.9	0
Other porch, lawn, outdoor and casual furniture		2514-314	06/84	123.6	123.6	123.6	3.5	0
Cast and wrought iron		2514-32	06/84	112.1	114.8	114.8	1.1	0
Other porch, lawn, outdoor, and casual furniture, inc. picnic tables		2514-398	06/84	131.3	131.5	131.5	1.8	0
Other metal household furniture		2514-4	06/84	110.7	111.7	111.1	0	-.5
Folding cots, rollable cots, army cots, and other metal beds		2514-433	06/84	111.7	116.1	114.4	4.6	-1.5
Metal bed frames		2514-437	06/84	110.6	[3]	113.0	2.2	[3]
Infants' and children's metal furniture		2514-489	07/84	105.1	103.9	103.9	-4.8	0
Infants' high chairs		2514-48922	07/84	108.4	108.5	108.5	-.3	0
Infants' car seats		2514-48933	07/84	114.5	115.9	115.9	-6.6	0
Other infants' and children's metal furniture (chairs, tables, playpens, etc.)		2514-48944	08/84	101.2	97.9	97.9	-5.1	0
Other metal household furniture		2514-498	06/84	110.9	111.0	111.0	.9	0
Secondary products and miscellaneous receipts		2514-SM						
Secondary products		2514-S	06/84	122.4	122.5	122.5	3.0	0
Mattresses and bedsprings	2515		06/83	130.9	134.0	130.8	6.3	-2.4
Primary products		2515-P	06/83	130.8	134.3	130.9	6.1	-2.5
Innerspring mattresses other than crib size		2515-1	06/83	121.2	121.1	121.2	.7	.1
Twin size innerspring mattresses		2515-112	06/83	112.4	112.3	112.5	1.0	.2
Queen size innerspring mattresses		2515-113	06/83	134.5	134.1	134.2	.6	.1
Other size innerspring mattresses, except crib size		2515-114	06/83	119.9	120.2	120.2	.4	0
Other mattresses, including crib mattresses and mattress inserts		2515-2	06/83	152.0	152.0	152.0	-.1	0
Foam core mattresses, other than crib size		2515-215	06/83	142.1	142.1	142.1	-.1	0
Foundations		2515-3	06/83	124.5	124.5	124.6	4.7	.1
Spring foundations		2515-315	06/89	107.6	107.7	107.8	4.8	.1
Other foundations, including platform		2515-319	06/89	127.5	127.5	127.5	1.0	0
Dual purpose sleep furniture		2515-5	06/89	125.8	137.8	125.8	19.1	-8.7
Convertible sofas		2515-512	06/83	152.6	168.0	152.6	20.6	-9.2
Secondary products and miscellaneous receipts		2515-SM						
Miscellaneous receipts		2515-M	06/89	100.4	101.7	101.7	1.3	0
Resales		2515-Z89	06/89	100.5	102.0	102.0	1.5	0
Secondary products		2515-S	06/83	144.5	143.4	141.9	13.2	-1.0
Wood household furniture		2511-S	06/89	107.5	107.5	107.5	1.4	0
Other secondary products		2515-SSS	06/83	160.3	157.3	152.9	12.7	-2.8
Wood television, radio, phonograph and sewing machine cabinets	2517		12/85	108.2	108.2	108.2	.5	0
Primary products		2517-P	12/85	107.5	107.5	107.5	.7	0
Console phono cabinets and other audio cabinets incl. radio, stereo, and speaker cabinets		2517-113	06/92	106.0	106.0	106.0	1.3	0
TV cabinets & combinations of TV, stereo, and radio		2517-115	12/85	99.8	99.8	99.8	0	0
Sewing machine cabinets		2517-121	12/85	123.6	[3]	123.6	4.5	[3]
Secondary products and miscellaneous receipts		2517-SM						
Household furniture, n.e.c.	2519		12/85	107.3	107.3	107.3	.6	0
Primary products		2519-P	12/85	106.7	106.7	106.7	.8	0
Plastics and fibrous glass household furniture		2519-11	06/91	100.0	100.0	100.0	0	0
Reed & rattan furniture, including willow, wicker & cane		2519-13	12/85	107.2	107.2	107.2	3.6	0
All other reed and rattan household furniture		2519-135	06/91	109.8	109.8	109.8	4.7	0
Other household furn., exc. wood, metal, plastics or fibrous glass, incl corrugated furn		2519-198	06/91	91.0	91.0	91.0	1.2	0
Office furniture	252		12/84	127.5	128.5	128.9	2.1	.3

See footnotes at end of table.

Digitized for FRASER
http://fraser.stlouisfed.org/
Federal Reserve Bank of St. Louis

Table 5. Producer price indexes for the net output of selected industries and their products—Continued

Industry and product[1]	Industry code	Product code	Index base	Index			Unadjusted percent change to Apr. 1994 from —	
				Dec. 1993[2]	Mar. 1994[2]	Apr. 1994[2]	Apr. 1993	Mar. 1994
Wood office furniture	2521		06/85	123.0	123.5	123.9	2.2	0.3
Primary products		2521-P	06/85	123.6	124.0	124.4	2.9	.3
Seating		2521-1	06/85	126.3	128.5	129.0	3.7	.4
Secretarial chairs		2521-111	06/85	137.6	145.3	146.9	12.7	1.1
General office and desk chairs (including executive office chairs)		2521-113	06/85	130.3	133.1	133.7	4.4	.5
Side and arm chairs		2521-114	06/85	124.1	125.3	125.4	2.0	.1
Lounge seating		2521-121	06/85	103.0	103.0	103.0	1.0	0
Desks and extensions		2521-2	06/85	128.1	128.3	128.5	2.5	.2
Desks		2521-221	06/85	128.9	129.1	129.3	2.8	.2
Storage units, files and tables		2521-4	06/85	132.3	132.8	133.6	2.7	.6
Storage units		2521-411	06/85	129.0	129.2	129.2	2.0	0
Credenzas		2521-41141	06/85	123.9	124.2	124.2	-.1	0
Bookcases and other storage units		2521-41143	06/85	138.5	138.5	138.5	5.4	0
Files		2521-422	06/85	130.9	133.8	133.8	3.6	0
Horizontal/lateral, letter and legal.		2521-42247	06/85	128.1	131.5	131.5	3.6	0
Tables		2521-433	06/85	138.0	138.3	140.6	3.4	1.7
Work/conference		2521-43355	06/85	138.7	139.1	139.1	3.0	0
Panel and modular systems furniture		2521-5	06/85	107.7	105.2	105.2	2.5	0
Panel systems		2521-51	06/85	107.7	104.5	104.6	3.3	.1
Panel supported systems		2521-512	06/85	107.7	104.5	104.6	3.3	.1
Panels, ceiling height and less than ceiling height		2521-5123	06/85	99.2	97.3	97.4	5.0	.1
Work surfaces		2521-5124	06/85	140.2	129.4	129.4	3.4	0
Panel attached		2521-51247	06/90	122.0	112.6	112.6	3.5	0
Modular systems		2521-52	06/90	106.5	106.5	106.5	0	0
Filing, storage and shelving components		2521-528	06/90	108.4	108.4	108.4	0	0
Other wood office furniture		2521-6						
Other wood office furniture		2521-611	06/85	138.2	138.2	138.2	0	0
Secondary products and miscellaneous receipts		2521-SM						
Miscellaneous receipts		2521-M	06/85	132.4	134.3	134.3	2.6	0
Resales		2521-Z89	06/85	132.4	134.3	134.3	2.6	0
Secondary products		2521-S	06/85	118.0	118.5	118.5	-5.3	0
Nonwood office furniture	2522		12/79	173.1	174.7	175.4	2.0	.4
Primary products		2522-P	12/79	176.0	177.5	177.9	1.9	.2
Office seating		2522-1	12/79	180.8	181.0	181.2	1.3	.1
Chairs		2522-11	12/87	123.2	123.3	123.5	1.1	.2
Side and arm chairs		2522-112	12/87	124.4	124.4	124.4	2.2	0
General office and desk chairs, except secretarial		2522-114	12/87	124.3	124.3	124.3	1.9	0
Other chairs		2522-115	12/79	171.7	167.6	168.8	-4.8	.7
Desks and extensions		2522-2	12/79	194.8	197.9	199.7	5.5	.9
Desks		2522-224	12/87	129.4	131.4	132.6	5.6	.9
Filing cabinets and cases		2522-3	12/79	163.9	170.6	171.4	-1.3	.5
Vertical files, letter and legal.		2522-311	12/79	170.2	176.1	176.1	1.7	0
Horizontal or lateral files, letter and legal.		2522-321	12/79	132.3	142.8	144.9	-6.2	1.5
Other files, including motorized, visible, and insulated		2522-328	12/87	121.3	121.5	121.5	.2	0
Other nonwood office furniture		2522-4	12/79	176.1	175.4	175.4	3.4	0
Tables and stands		2522-411	12/79	163.1	166.6	166.6	5.6	0
Systems furniture		2522-42	12/87	118.5	116.5	116.5	3.4	0
Modular systems furniture		2522-421	12/79	145.7	150.0	150.0	-5.7	0
Panel systems furniture		2522-422	12/87	119.6	117.2	117.2	4.1	0
Miscellaneous nonwood office furniture, including bookcases		2522-498	12/79	192.9	199.7	199.7	2.1	0
Secondary products and miscellaneous receipts		2522-SM						
Secondary products		2522-S	12/79	148.9	151.1	154.9	2.9	2.5
Public building and related furniture	253		12/84	128.3	128.6	128.7	4.9	.1
Public building and related furniture	2531		12/84	128.3	128.6	128.7	4.9	.1
Primary products		2531-P	12/84	129.1	129.4	129.6	6.0	.2
School furniture, except stone, concrete, and library furniture		2531-1	12/84	125.5	125.7	125.3	3.5	-.3
Single pupil units		2531-131	06/87	114.5	114.7	114.6	-1.7	-.1
Chairs, all purpose (nonfolding)		2531-136	12/84	124.9	125.0	126.0	-2.6	.8
Other school furniture designed specifically for use in schools		2531-198	12/84	133.4	133.7	132.8	6.7	-.7
Public building and related furniture, except school and restaurant		2531-2	12/84	130.8	131.1	131.5	6.7	.3
Seats for public conveyances		2531-211	12/84	115.5	115.7	115.7	.7	0
Church furniture		2531-23	12/84	132.9	132.9	136.0	4.2	2.3
Church pews		2531-231	12/84	133.6	133.6	137.2	4.1	2.7
Chairs and seats, excluding seats for public conveyances and stadiums		2531-25	12/84	171.6	[3]	171.6	25.5	[3]
Stadium and bleacher seating, including grandstands		2531-261	12/84	116.7	[3]	120.4	4.2	[3]
Other public building furniture		2531-298	12/84	115.2	114.8	113.7	.4	-1.0
Secondary products and miscellaneous receipts		2531-SM						
Secondary products		2531-S	12/84	116.2	116.2	116.2	.3	0
Partitions, shelving, lockers, and office and store fixtures	254		12/84	130.1	130.9	131.1	4.2	.2
Wood partitions and fixtures	2541		12/83	136.3	137.3	137.5	3.4	.1
Primary products		2541-P	12/83	136.7	137.5	137.8	3.5	.2
Wood partitions, shelving, and lockers		2541-1	12/83	113.9	113.9	113.9	1.9	0
Partitions (prefabricated, assembled, or knocked down)		2541-111	12/83	118.6	118.6	118.6	1.6	0
Shelving and lockers		2541-141	03/84	108.8	[3]	[3]	[3]	[3]

See footnotes at end of table.

Digitized for FRASER
http://fraser.stlouisfed.org/
Federal Reserve Bank of St. Louis

Table 5. Producer price indexes for the net output of selected industries and their products—Continued

Industry and product[1]	Industry code	Product code	Index base	Index			Unadjusted percent change to Apr. 1994 from —	
				Dec. 1993[2]	Mar. 1994[2]	Apr. 1994[2]	Apr. 1993	Mar. 1994
Wood partitions and fixtures—Continued								
Plastic laminated fixture tops		2541-2	12/83	136.3	137.7	137.7	2.8	0
Wood fixtures for stores, banks, offices, etc.		2541-3	12/83	139.6	140.3	140.6	3.8	.2
Retail store fixtures, except food store: custom		2541-33A	12/83	127.9	128.1	128.2	5.2	.1
Walls and wall fixtures		2541-332	08/84	116.6	116.6	116.6	1.4	0
Other fixtures and displays		2541-334	12/83	115.8	116.3	116.4	2.8	.1
Retail store fixtures, except food store: manufacturers' standard		2541-337	12/83	164.0	165.4	169.1	7.3	2.2
Retail food store fixtures		2541-338	06/88	108.7	108.7	108.7	.8	0
Cabinets (floor or wall types)		2541-341	12/83	125.0	126.4	126.4	2.9	0
Counters and bank fixtures		2541-36	12/83	135.0	137.9	137.7	3.8	-.1
Counters, except bank counters		2541-361	12/83	134.2	135.5	135.3	4.0	-.1
Bank fixtures, including bank counters		2541-362	12/83	128.6	133.4	[3]	[3]	[3]
Other wood fixtures, including window backs, telephone booths, etc.		2541-398	12/83	117.2	117.9	117.8	1.4	-.1
Secondary products and miscellaneous receipts		2541-SM						
Secondary products		2541-S	12/83	136.6	137.3	137.0	2.0	-.2
Metal partitions and fixtures	2542		12/83	133.7	134.5	134.6	4.8	.1
Primary products		2542-P	12/83	129.7	130.7	130.7	1.8	0
Metal partitions (prefabricated, assembled, or knocked down)		2542-1	12/83	132.2	132.6	132.9	1.3	.2
Movable, except free standing		2542-117	12/83	146.4	145.2	146.4	-.3	.8
Other partitions, including free standing		2542-119	06/88	119.9	120.7	120.7	1.9	0
Metal shelving and lockers		2542-2	12/83	130.4	131.9	132.2	3.5	.2
Metal shelving		2542-23	12/83	130.3	131.7	131.7	3.5	0
Commercial shelving for factories, stores, etc.		2542-233	12/83	124.3	125.7	125.7	4.1	0
Other shelving, including office shelving for correspondence, computer tapes, etc.		2542-241	12/83	122.2	123.4	123.9	1.4	.4
Lockers		2542-251	12/83	130.4	132.8	133.7	3.6	.7
Metal storage racks and accessories		2542-3	12/83	126.8	127.3	127.3	.6	0
Stacker racks and other metal racks		2542-351	12/83	128.5	126.4	126.4	-1.5	0
Metal fixtures for stores, banks, offices, etc.		2542-4	12/83	130.2	131.2	131.0	1.4	-.2
Retail store fixtures, except food store		2542-46A	12/83	127.1	129.1	128.6	2.1	-.4
Custom fixtures		2542-463	12/83	123.8	127.1	125.8	2.9	-1.0
Manufacturers' standard fixtures		2542-465	12/83	130.2	131.3	131.3	1.5	0
Cabinets (floor or wall type)		2542-471	12/83	138.1	138.5	139.0	2.1	.4
Other metal fixtures, including bank fixtures, bank counters, clothing racks, etc.		2542-498	12/83	117.4	117.4	117.4	.3	0
Secondary products and miscellaneous receipts		2542-SM						
Miscellaneous receipts		2542-M	06/88	170.3	170.3	[3]	[3]	[3]
Secondary products		2542-S	12/83	136.8	137.0	137.7	2.5	.5
Miscellaneous furniture and fixtures	259		12/84	126.2	127.5	126.9	.9	-.5
Drapery hardware and blinds and shades	2591		06/84	127.0	128.9	127.6	0	-1.0
Primary products		2591-P	06/84	126.9	129.0	127.5	.2	-1.2
Window shades and accessories		2591-3	06/84	120.6	118.4	118.7	-.8	.3
Window shades		2591-31	06/84	120.7	118.5	118.8	-.8	.3
Plastic window shades		2591-311	06/84	130.2	131.6	132.3	1.4	.5
Other window shades including cloth and paper		2591-313	06/84	117.6	114.3	114.5	-1.5	.2
Venetian blinds		2591-4	06/84	106.2	109.8	107.5	.9	-2.1
Complete venetian blinds, vertical and horizontal		2591-45	06/84	113.7	117.8	115.0	.8	-2.4
Aluminum slat blinds		2591-452	06/84	110.9	116.0	111.8	1.3	-3.6
All other venetian blinds including wood and plastic		2591-459	06/84	133.5	135.9	135.8	.1	-.1
Unassembled venetian blinds, parts, and components fabricated at plant		2591-471	06/84	77.5	79.1	79.1	2.1	0
Other shades and blinds n.e.c., curtain and drapery rods, poles and other hardware		2591-5	06/84	143.9	144.6	144.2	-.4	-.3
Other shades and blinds, except canvas and other textile fabrics		2591-511	06/84	145.0	148.5	147.5	-6.1	-.7
Curtain and drapery rods, poles, and fixtures fabricated at plant		2591-517	06/84	142.6	142.6	142.4	1.0	-.1
Secondary products and miscellaneous receipts		2591-SM						
Miscellaneous receipts		2591-M	06/84	136.0	137.7	137.6	1.3	-.1
Resales		2591-Z89	06/84	136.5	138.3	138.2	1.2	-.1
Secondary products		2591-S	06/84	120.5	120.5	120.5	-10.3	0
Furniture and fixtures, n.e.c.	2599		12/85	126.4	127.1	127.2	1.4	.1
Primary products		2599-P	12/85	127.9	128.7	128.9	1.6	.2
Hospital and similar health care beds		2599-1						
Hospital and similar health care beds		2599-101	12/85	116.8	116.9	116.9	.1	0
Restaurant, cafeteria and bar furniture		2599-2	12/85	128.7	129.4	129.7	1.8	.2
Wood chairs and stools		2599-241	12/85	133.7	133.7	133.7	.6	0
Upholstered		2599-24101	06/91	105.9	105.9	105.9	.9	0
Metal chairs and stools		2599-245	12/85	125.7	125.6	125.6	.2	0
Upholstered		2599-24501	06/91	105.7	105.7	105.7	.2	0
Booths, bars and back bars		2599-247	12/85	119.2	120.2	120.9	2.3	.6
Other restaurant, cafeteria and bar furniture		2599-248	12/85	130.3	131.3	131.7	2.3	.3
Other furniture and fixtures, n.e.c.		2599-3	12/85	129.7	131.3	131.1	1.9	-.2
Industrial furniture, including benches, stools, sorting tables and cabinets		2599-353	12/85	125.2	130.5	129.9	5.1	-.5
All other furniture and fixtures, n.e.c.		2599-354	12/85	131.0	131.4	131.4	1.1	0
Secondary products and miscellaneous receipts		2599-SM						
Miscellaneous receipts		2599-M	12/85	126.7	126.7	126.7	0	0
Resales		2599-Z89	12/85	131.0	[3]	131.0	0	[3]
Secondary products		2599-S	12/85	115.5	114.9	115.0	.4	.1

See footnotes at end of table.

Digitized for FRASER
http://fraser.stlouisfed.org/
Federal Reserve Bank of St. Louis

Table 5. Producer price indexes for the net output of selected industries and their products—Continued

Industry and product[1]	Industry code	Product code	Index base	Index			Unadjusted percent change to Apr. 1994 from —	
				Dec. 1993[2]	Mar. 1994[2]	Apr. 1994[2]	Apr. 1993	Mar. 1994
Paper and allied products	26		12/84	120.0	120.2	120.2	-0.3	0
Pulp mills	261		12/82	101.4	103.9	107.8	.7	3.8
Pulp mills	2611		12/82	101.4	103.9	107.8	.7	3.8
Primary products		2611-P	12/82	105.6	108.2	112.3	-.9	3.8
Special alpha and dissolving woodpulp		2611-1	12/82	(3)	(3)	108.8	-9.7	(3)
Other pulp, including pulpmill byproducts, except tall oil		2611-2	12/82	106.9	112.4	118.0	1.7	5.0
Woodpulp		2611-21	12/82	101.2	107.0	113.0	1.7	5.6
Sulfate woodpulp, including soda		2611-213	12/82	(3)	107.3	113.7	(3)	6.0
Sulfate, bleached and semibleached (including soda)		2611-2134	06/88	60.9	64.6	68.5	2.7	6.0
Sulfate, softwood		2611-21341	12/82	112.4	116.7	124.2	2.3	6.4
Exports		2611-2134E	12/93	(3)	(3)	(3)	(3)	(3)
Intracompany shipments		2611-2134I	06/88	64.8	67.0	70.8	-3.5	5.7
Domestic (market shipments only)		2611-2134M	06/88	64.3	67.0	65.4	-1.4	-2.4
Sulfate, hardwood		2611-21342	12/82	88.2	97.5	102.5	4.1	5.1
Sulfite and other woodpulp		2611-217	06/88	65.9	(3)	(3)	(3)	(3)
Pulp, other than wood, and miscellaneous pulp mill byproducts		2611-25	06/88	(3)	109.2	109.2	(3)	0
Other pulp, including pulp made from straw, rag, flax, etc.		2611-2513	12/93	100.0	99.7	99.8	(3)	.1
Paper mill products except building paper	262		06/81	126.1	124.6	124.1	-2.2	-.4
Paper mills	2621		06/81	126.1	124.6	124.1	-2.2	-.4
Primary products		2621-P	06/81	127.2	125.3	124.6	-2.7	-.6
Tissue paper and sanitary paper stock		2621-A	06/81	134.9	134.4	135.1	-2.1	.5
Sanitary papers, including stock, made in papermills		2621-A4	06/81	133.4	132.9	133.6	-2.3	.5
Toilet tissue and stock		2621-A41	11/87	108.1	108.2	108.3	-4.8	.1
Facial tissue and stock		2621-A42	08/81	125.4	126.2	126.2	-3.3	0
Napkins and napkin stock		2621-A43	06/81	115.2	114.7	115.5	-.1	.7
Towels and towel stock		2621-A44	08/81	149.2	147.5	149.1	-.1	1.1
Other sanitary papers, including stock		2621-A49	12/87	102.7	102.6	102.6	-3.6	0
Tissue paper		2621-A8	06/81	165.0	(3)	(3)	(3)	(3)
Newsprint		2621-B	06/81	115.8	115.4	115.3	-2.9	-.1
Newsprint		2621-1	06/81	115.8	(3)	(3)	(3)	(3)
Printing and writing grades		2621-C	12/87	104.4	101.9	100.9	-3.2	-1.0
Groundwood paper, uncoated		2621-2	06/81	117.1	110.8	110.9	-7.0	.1
Publication and printing		2621-211	06/81	115.0	108.9	109.0	-7.1	.1
Clay coated printing and converting paper		2621-3	06/81	132.9	132.5	131.3	-.4	-.9
Coated 1-side		2621-34	06/81	156.5	155.8	156.0	-.5	.1
Coated 2-sides		2621-36	06/81	130.8	130.4	129.1	-.4	-1.0
No. 3 coated 2-sides		2621-363	06/81	130.3	129.5	130.2	-.5	.5
No. 5 coated 2-sides		2621-365	06/81	125.5	124.1	122.7	-.1	-1.1
Coated 2-sides except No. 3 and No. 5		2621-366	06/81	130.0	130.0	127.7	-2.1	-1.8
No. 4 coated 2-sides		2621-36604	12/87	102.7	102.3	100.2	-3.0	-2.1
All other clay coated 2-sides, including No.1 and No. 2		2621-36606	12/87	104.1	104.5	103.0	-1.2	-1.4
Book paper, uncoated free sheet		2621-4	06/81	113.9	109.4	107.9	-4.9	-1.4
Chemical woodpulp writing paper, except body stock		2621-421	06/81	109.3	103.9	101.7	-6.4	-2.1
Unwatermarked bond		2621-4211	12/87	100.8	97.8	98.5	-.2	.7
Unwatermarked bond, No. 4 grade		2621-42111	06/81	118.4	(3)	(3)	(3)	(3)
Unwatermarked bond, except No. 4		2621-42112	12/87	90.3	84.1	85.7	.1	1.9
Watermarked bond		2621-4212	06/81	145.3	144.4	144.1	-.6	-.2
Form bond, in rolls		2621-4215	12/87	90.3	87.0	84.2	-8.4	-3.2
15 lb. form bond in rolls		2621-42155	06/81	96.9	(3)	(3)	(3)	(3)
20 lb. form bond in rolls		2621-42156	12/87	82.5	81.6	81.6	-10.8	0
Form bond in rolls, except 12, 15 and 20 lb. grades		2621-42159	06/81	103.4	98.0	91.6	-12.3	-6.5
Other writing papers, including manifold and carbonless base stock & body stock for commun		2621-4217	06/81	121.8	109.4	102.9	-15.0	-5.9
Publication and printing grade free sheet		2621-441	06/81	117.9	114.3	113.2	-4.5	-1.0
Plain (including M.F., E.F., supercalendered, eggshell and antique grades)		2621-44111	12/87	111.3	111.0	110.7	-.9	-.3
Offset		2621-44122	06/81	114.6	112.8	110.7	-4.0	-1.9
Cover and text papers		2621-465	06/81	147.4	147.2	147.1	.3	-.1
Other converting and miscellaneous free sheet, including body stock for coating		2621-481	12/87	95.1	92.0	91.7	-3.0	-.3
Envelope paper		2621-4811	12/87	95.5	93.3	92.7	-1.2	-.6
White wove envelope paper		2621-48111	12/87	91.8	88.4	87.4	-2.5	-1.1
All other uncoated free sheet, n.e.c., including body stock for coating		2621-4812	06/81	(3)	93.4	93.8	-15.6	.4
Bleached bristols, excluding cotton fiber index and bogus		2621-5	06/81	(3)	137.5	137.5	(3)	0
Uncoated bristols		2621-5A	06/81	(3)	130.8	130.8	(3)	0
Other uncoated bristols, including index, printing and postcard		2621-551	12/93	100.0	98.6	98.6	(3)	0
Cotton fiber paper and thin paper		2621-6	06/81	(3)	143.4	143.4	(3)	0
Thin paper		2621-671	06/81	(3)	136.5	136.5	(3)	0
Packaging and industrial grade papers		2621-D	12/87	119.8	120.2	120.1	.4	-.1
Unbleached kraft packaging and industrial converting paper		2621-7	06/81	152.1	153.9	153.9	.7	0
Wrapping		2621-711	06/81	(3)	(3)	(3)	(3)	(3)
Bag and sack, other than shipping sack		2621-751	06/81	140.1	141.9	141.9	-.8	0
Other unbleached kraft packaging and industrial converting paper		2621-761	06/81	(3)	149.5	149.5	(3)	0
Packaging and industrial converting paper, except unbleached kraft.		2621-8	06/81	133.7	134.0	133.7	-1.3	-.2

See footnotes at end of table.

Digitized for FRASER
http://fraser.stlouisfed.org/
Federal Reserve Bank of St. Louis

Table 5. Producer price indexes for the net output of selected industries and their products—Continued

Industry and product[1]	Industry code	Product code	Index base	Index			Unadjusted percent change to Apr. 1994 from —	
				Dec. 1993[2]	Mar. 1994[2]	Apr. 1994[2]	Apr. 1993	Mar. 1994
Paper mills—Continued								
Wrapping		2621-811	06/81	137.9	(3)	(3)	(3)	(3)
Bag and sack, other than shipping sack		2621-851	06/81	127.2	127.1	126.6	-6.5	-0.4
Other packaging and industrial converting paper, except unbleached kraft.		2621-861	06/81	125.1	125.8	125.3	.2	-.4
Glassine, greaseproof, and vegetable parchment		2621-881	06/81	142.2	(3)	(3)	(3)	(3)
Special industrial paper		2621-9	06/81	143.8	143.4	143.1	1.4	-.2
Secondary products and miscellaneous receipts		2621-SM						
Secondary products		2621-S	06/81	101.2	104.4	106.8	3.3	2.3
Pulp mill products		2611-S	06/81	68.9	70.6	74.5	1.2	5.5
Other secondary products		2621-SSS	06/81	138.5	(3)	(3)	(3)	(3)
Paperboard mill products		2631-S	06/81	124.9	(3)	(3)	(3)	(3)
Paperboard mills	263		12/82	138.7	140.2	143.8	4.0	2.6
Paperboard mills	2631		12/82	138.7	140.2	143.8	4.0	2.6
Primary products		2631-P	12/82	136.2	137.3	140.8	3.2	2.5
Paperboard, made from primarily virgin wood pulp		2631-A	12/88	92.9	93.4	96.2	3.2	3.0
Unbleached kraft packaging and industrial converting paperboard (>80% virgin wood pulp)		2631-1	12/82	139.5	140.6	144.9	3.0	3.1
Unbleached linerboard		2631-111	12/82	139.3	140.2	145.0	3.3	3.4
42 lb. kraft linerboard		2631-11101	12/82	141.8	141.5	148.1	4.8	4.7
Other unbleached linerboard		2631-11102	12/82	134.3	137.0	139.0	1.1	1.5
Bleached packaging and industrial converting paperboard (>80% virgin wood pulp)		2631-2	12/82	136.3	133.5	132.4	-2.9	-.8
Linerboard		2631-211	12/82	124.0	123.4	123.4	.2	0
Folding carton-type board		2631-241	12/82	136.1	134.6	133.3	-2.1	-1.0
Bleached paperboard for moist, liquid or oily foods, including milk carton board		2631-26	12/88	113.7	109.7	108.7	-4.4	-.9
Other bleached paperboard for packaging and other solid bleached board		2631-28	12/88	(3)	110.0	111.3	(3)	1.2
Semichemical paperboard (>75% virgin wood pulp)		2631-3						
Corrugating medium		2631-321	12/82	128.1	132.9	145.0	15.1	9.1
Recycled paperboard		2631-4	12/82	133.2	135.4	137.5	3.4	1.6
Linerboard (<80% virgin fiber)		2631-411	12/82	130.8	141.2	143.3	11.2	1.5
Corrugating medium (<75% virgin fiber)		2631-421	12/82	148.4	155.5	162.6	10.8	4.6
Folding carton board		2631-44	12/88	112.3	111.1	112.7	-.4	1.4
Unlined chipboard		2631-443	12/82	121.3	(3)	(3)	(3)	(3)
Kraft-lined folding carton board		2631-444	02/83	125.6	(3)	(3)	(3)	(3)
White-lined folding carton board		2631-445	12/82	(3)	(3)	(3)	(3)	(3)
Clay-coated folding carton board		2631-446	12/82	128.1	127.9	127.3	-1.2	-.5
Other recycled paperboard		2631-48	12/88	108.8	109.2	109.2	.6	0
Secondary products and miscellaneous receipts		2631-SM						
Secondary products		2631-S	12/82	(3)	153.6	157.1	(3)	2.3
Papermill products		2621-S	12/88	(3)	90.4	92.5	(3)	2.3
Paperboard containers and boxes	265		12/84	118.1	118.9	119.0	.6	.1
Setup paperboard boxes	2652		12/83	130.6	131.0	131.0	2.3	0
Primary products		2652-P	12/83	129.5	129.9	129.9	2.3	0
Setup paperboard boxes (classified by end use)		2652-1	12/83	129.5	129.9	129.9	2.3	0
Textiles, wearing apparel, and hosiery		2652-121	12/83	145.3	145.3	145.3	0	0
Department stores and other retail stores		2652-131	12/83	138.9	(3)	(3)	(3)	(3)
Confections		2652-141	12/83	112.5	112.6	112.6	6.0	0
Stationery and office supplies		2652-161	12/83	142.9	144.3	144.3	2.3	0
All other end uses, n.e.c.		2652-198	12/83	129.1	129.3	129.3	2.5	0
Secondary products and miscellaneous receipts		2652-SM						
Secondary products		2652-S	12/83	142.6	142.6	142.6	2.8	0
Corrugated and solid fiber boxes	2653		03/80	135.7	137.7	137.9	.7	.1
Primary products		2653-P	03/80	135.7	137.8	137.9	.8	.1
Corrugated shipping containers		2653-1	03/80	133.9	135.9	136.1	.7	.1
For foods and beverages		2653-112	03/80	132.2	134.2	135.0	.8	.6
For canned and bottled foods and beverages		2653-11201	06/87	106.2	108.3	109.8	1.5	1.4
For fresh fruits and vegetables		2653-11202	06/87	119.7	124.8	123.4	4.7	-1.1
For dry goods		2653-11203	06/87	95.0	96.5	97.7	1.3	1.2
For all food and beverage uses not specified		2653-11204	06/87	95.8	96.1	96.7	-1.0	.6
For paper and allied products		2653-113	03/80	136.2	138.2	137.9	-.4	-.2
For metal products and machinery, equipment and supplies, except electrical		2653-116	03/80	145.9	147.8	146.6	-.9	-.8
For electrical machinery, equipment, supplies and appliances		2653-118	03/80	125.2	127.5	128.9	1.0	1.1
For all other uses not specified above		2653-119	03/80	133.4	135.8	135.7	1.3	-.1
For chemicals and drugs, including paints, varnishes, cosmetics and soaps		2653-11901	06/87	113.1	113.6	114.5	1.1	.8
For lumber and wood products, including furniture		2653-11902	06/87	108.2	109.4	110.1	1.4	.6
For all other uses		2653-11903	06/87	104.3	106.6	106.1	1.3	-.5
Corrugated paperboard in sheets and rolls, lined and unlined		2653-3	03/80	138.2	140.5	141.4	3.4	.6
Corrugated and solid fiber pallets, pads, and partitions		2653-4	03/80	192.8	196.0	194.4	.8	-.8
Secondary products and miscellaneous receipts		2653-SM						
Secondary products		2653-S	12/90	115.7	118.0	117.5	-5.5	-.4

Digitized for FRASER
http://fraser.stlouisfed.org/
Federal Reserve Bank of St. Louis

Table 5. Producer price indexes for the net output of selected industries and their products—Continued

Industry and product[1]	Industry code	Product code	Index base	Index			Unadjusted percent change to Apr. 1994 from —	
				Dec. 1993[2]	Mar. 1994[2]	Apr. 1994[2]	Apr. 1993	Mar. 1994
Fiber cans, drums and similar products	2655		12/85	128.9	128.8	128.4	-0.3	-0.3
Primary products		2655-P	12/85	128.8	128.7	128.3	-.3	-.3
Paperboard fiber drums with metal, wood, plastic or paperboard ends		2655-1	12/85	123.4	123.5	123.5	.2	0
Fiber cans, tubes, and similar fiber products		2655-2	12/85	130.3	130.1	129.6	-.5	-.4
Cans, all fiber and composite		2655-221	12/85	131.8	131.8	130.5	-1.1	-1.0
Food products		2655-221A	12/85	139.2	139.2	137.7	-1.2	-1.1
All other food products, excluding pet food		2655-22113	12/85	158.1	158.1	156.4	-1.0	-1.1
Non-food products		2655-221B						
All other non-food products, including pet food		2655-22117	12/85	113.0	113.0	113.0	.4	0
Cores and tubes		2655-231	12/85	123.3	123.0	123.0	-.2	0
Paperboard cones, reels, spools, bobbins, blocks and other products		2655-271	12/85	124.8	123.5	124.1	-.2	.5
Secondary products and miscellaneous receipts		2655-SM						
Secondary products		2655-S	12/85	130.5	130.5	130.5	.2	0
Sanitary food containers	2656		06/85	135.2	134.8	134.5	.1	-.2
Primary products		2656-P	06/85	134.8	134.2	133.8	.1	-.3
Milk and milk-type cartons, including juices and other beverages		2656-1	06/85	130.4	128.8	127.6	.2	-.9
Cups and liquid-tight containers		2656-2	06/85	144.2	144.2	144.2	.9	0
Drinking cups and portion serving cups		2656-235	06/85	144.1	144.1	144.1	1.0	0
Other sanitary food containers, boards, and trays, except folding		2656-5	06/85	128.0	127.3	127.3	-2.1	0
Pressed plates, dishes, spoons and similar products		2656-511	06/85	130.9	130.9	130.9	0	0
Secondary products and miscellaneous receipts		2656-SM						
Secondary products		2656-S	06/85	140.3	140.3	140.3	0	0
Other secondary products		2656-SSS	12/88	106.7	106.7	106.7	0	0
Folding paperboard boxes	2657		12/83	133.5	133.0	133.0	.6	0
Primary products		2657-P	12/83	132.6	132.3	132.2	.4	-.1
Folding paperboard boxes, except sanitary food containers, classified by end use		2657-1	12/83	131.1	130.8	130.8	-.9	0
Dry food and produce, incl. pet and animal food		2657-114	12/83	126.8	126.0	126.0	-.9	0
Soaps and detergents		2657-131	12/83	127.4	127.4	127.4	-.9	0
Tobacco		2657-141	12/83	132.5	132.5	132.5	0	0
Hardware and household supplies		2657-151	12/83	144.6	143.8	143.8	.2	0
Candy		2657-161	12/83	133.1	133.1	133.1	-.4	.0
Cosmetics and medicinal products		2657-171	12/83	117.8	118.5	118.5	.3	0
Cosmetics		2657-17101	12/83	117.4	117.4	117.4	0	0
Medicinal products		2657-17102	12/83	117.7	118.9	118.9	.5	0
Paper goods or products, including book mailers		2657-181	12/83	134.0	134.0	134.0	-.2	0
Folding carry-out boxes and trays for retail food		2657-195	12/88	104.4	104.4	104.4	-5.7	0
All other end uses, n.e.c.		2657-198	12/83	142.1	141.3	141.7	-.7	.3
Folding sanitary containers for liquid, moist, oily or perishable foods		2657-2	06/85	129.1	129.1	128.4	6.6	-.5
Bakery, fresh and frozen		2657-201	06/85	119.3	119.2	118.9	-.1	-.3
Butter and ice cream packages and food pails		2657-202	06/85	166.7	166.7	166.7	31.7	0
Processed meat, margarine, lard and shortening		2657-203	06/85	106.8	106.8	106.8	0	0
Other frozen foods		2657-204	12/88	110.9	110.9	109.1	-3.1	-1.6
Secondary products and miscellaneous receipts		2657-SM						
Secondary products		2657-S	12/83	142.1	136.4	136.4	2.0	0
Converted paper and paperboard products, except containers and boxes	267		06/93	99.5	99.7	99.6	[3]	-.1
Paper coated and laminated, packaging	2671		06/93	99.6	100.0	99.9	[3]	-.1
Primary products		2671-P	12/87	117.0	117.5	117.4	.3	-.1
Single web paper (coated rolls and sheets including waxed)		2671-1	12/87	115.8	115.8	115.8	-.3	0
Other		2671-115	06/93	101.6	101.6	101.6	[3]	0
Single web film (coated rolls and sheets including coextruded)		2671-2	12/87	107.8	108.0	108.0	5.4	0
Single web film, coated		2671-211	06/93	100.0	100.4	100.3	[3]	-.1
Coextruded film		2671-212	06/93	100.0	100.0	100.0	[3]	0
Paper/paper multiweb laminations		2671-3	12/87	110.2	111.0	111.0	-.8	0
Other laminations		2671-312	06/93	94.8	97.1	97.1	[3]	0
Coated		2671-31218	06/93	100.0	100.0	100.0	[3]	0
Multiweb laminated rolls and sheets ex. paper/paper and foil		2671-4	12/87	123.3	124.3	124.0	[3]	-.2
Film/paper multiweb laminations		2671-411	06/93	100.0	[3]	[3]	[3]	[3]
Other film/film laminations		2671-416	06/93	100.0	101.2	101.2	[3]	0
Secondary products and miscellaneous receipts		2671-SM						
Secondary products		2671-S						
Other secondary products		2671-SSS	06/93	99.4	99.5	99.5	[3]	0
Paper coated and laminated, n.e.c.	2672		06/93	100.3	101.8	101.5	[3]	-.3
Primary products		2672-P	12/87	119.4	120.6	120.3	.5	-.2
Printing paper coated at establishments other than where paper was produced		2672-1	12/82	141.0	145.6	143.1	1.1	-1.7
Coated, one side (for labels and similar uses)		2672-113	12/82	140.9	143.7	142.7	1.2	-.7
Coated, two sides (for printing of magazines, directories, and similar uses)		2672-153	12/82	140.7	148.5	143.4	[3]	-3.4
Pressure sensitive products		2672-3	12/82	130.0	131.1	131.6	.8	.4
Single faced tape		2672-301	12/87	113.8	115.3	116.1	.7	.7
Paper backing		2672-30101	12/82	124.5	125.0	126.4	1.9	1.1
Cloth backing, except electrical		2672-30102	12/87	119.4	120.9	120.9	-.7	0

See footnotes at end of table.

Digitized for FRASER
http://fraser.stlouisfed.org/
Federal Reserve Bank of St. Louis

Table 5. Producer price indexes for the net output of selected industries and their products—Continued

Industry and product[1]	Industry code	Product code	Index base	Index			Unadjusted percent change to Apr. 1994 from —	
				Dec. 1993[2]	Mar. 1994[2]	Apr. 1994[2]	Apr. 1993	Mar. 1994
Paper coated and laminated, n.e.c.—Continued								
Film backing, incl. cellophane, anti-corrosive & other transparent material		2672-30103	12/87	121.5	124.0	124.0	[3]	0
Reinforced and laminated tape		2672-30105	12/82	97.5	98.8	[3]	[3]	[3]
Double faced tape		2672-302	12/82	144.3	146.4	145.2	1.3	-.8
Unprinted pressure sensitive labels		2672-303	12/82	142.1	142.1	142.1	1.4	0
Pressure sensitive base stock		2672-304	12/87	129.8	130.1	130.1	.7	0
Base stock for labels		2672-30401	04/83	163.8	164.3	164.3	.9	0
Other coated and processed papers, except for packaging uses		2672-4	12/82	138.2	139.6	140.3	.8	.5
Other coated and processed paper, n.e.c.		2672-459	12/82	127.5	128.9	129.5	.6	.5
Secondary products and miscellaneous receipts		2672-SM						
Miscellaneous receipts		2672-M	06/93	100.0	100.0	100.0	[3]	0
Resales		2672-Z89	07/93	[3]	[3]	100.0	[3]	[3]
Secondary products		2672-S	06/93	102.4	107.8	107.1	[3]	-.6
Paper coated and laminated, packaging		2671-S	06/93	100.0	100.4	100.4	[3]	0
Other secondary products		2672-SSS	06/93	[3]	108.2	107.5	[3]	-.6
Plastics, foil and coated paper bags	2673		12/83	140.9	140.4	140.1	-2.2	-.2
Primary products		2673-P	12/83	143.2	142.5	142.4	-2.3	-.1
Specialty bags and liners, single web paper, coated		2673-1	11/84	134.4	134.4	134.4	0	0
Specialty bags and liners, single web film		2673-2	12/83	122.2	121.7	121.6	-2.6	-.1
Polyethylene bags		2673-21	12/90	87.8	87.4	87.1	-3.1	-.3
Grocery and variety		2673-211	12/90	85.6	83.4	82.7	-7.1	-.8
Refuse		2673-212	12/90	82.4	82.4	82.0	-2.6	-.5
Produce		2673-213	12/90	90.0	90.0	90.0	.7	0
Textile and clothing		2673-214	12/90	97.1	97.4	97.6	.8	.2
Drum and box liners		2673-215	12/90	92.6	93.7	92.6	-4.4	-1.2
Shipping sacks		2673-216	12/90	95.5	95.4	93.6	-4.8	-1.9
Household food storage		2673-217	12/83	85.6	85.1	84.8	-4.1	-.4
Other polyethylene bags		2673-218	12/90	98.4	99.0	99.6	.7	.6
Single web film bags other than polyethylene		2673-22	12/90	105.2	105.3	107.0	1.7	1.6
Coextruded film		2673-221	12/90	108.6	108.6	110.5	1.7	1.7
Other film type		2673-223	12/90	100.4	100.8	102.1	1.7	1.3
Specialty bags and liners, multiweb laminations and foil		2673-3	12/83	126.5	124.8	124.9	-2.2	.1
Paper combinations except paper/foil		2673-311	12/90	104.2	104.2	104.2	0	0
Foil and foil combinations		2673-312	08/84	103.0	102.6	102.4	-.9	-.2
Other multiweb laminations		2673-314	12/83	111.1	109.0	109.2	-3.0	.2
Secondary products and miscellaneous receipts		2673-SM						
Miscellaneous receipts		2673-M	12/90	101.7	101.1	101.1	-1.2	0
Resales		2673-Z89	12/90	96.6	96.6	96.6	0	0
Secondary products		2673-S	12/83	118.3	118.7	118.1	-1.6	-.5
Uncoated paper and multiwall bags	2674		12/90	90.3	90.1	91.7	-2.2	1.8
Primary products		2674-P	12/90	90.9	90.7	92.3	-2.4	1.8
Uncoated paper bags		2674-1	12/83	171.9	171.2	178.7	-3.7	4.4
Grocers' bags and sacks		2674-111	12/83	185.0	184.1	193.5	-4.5	5.1
Variety bags		2674-112	12/83	118.1	118.1	118.1	-2.5	0
Other uncoated bags		2674-115	12/83	155.1	155.1	155.1	0	0
Shipping sacks and multiwall bags		2674-2	12/83	165.6	165.3	165.4	-1.3	.1
Single and double wall		2674-211	12/83	150.4	150.4	150.4	-.1	0
Multiwall (three or more plies)		2674-212	12/83	167.8	167.4	167.5	-1.9	.1
Secondary products and miscellaneous receipts		2674-SM						
Secondary products		2674-S	12/90	84.6	84.6	84.6	-.8	0
Die-cut paper and board	2675		12/84	120.7	119.0	118.7	-1.1	-.3
Primary products		2675-P	12/84	119.7	117.7	117.3	-1.5	-.3
Die-cut paper and board office supplies		2675-1	12/89	90.1	87.3	86.9	-2.8	-.5
Index cards		2675-111	12/84	131.9	124.8	124.7	-3.9	-.1
File folders		2675-113	12/89	93.0	88.9	88.9	-3.6	0
Expanding file folders		2675-11301	12/84	123.5	114.3	114.3	-7.5	0
Hanging folders		2675-11302	12/89	88.9	86.2	86.2	.3	0
Other file folders, including file pockets and jackets		2675-11303	12/89	91.1	87.5	87.5	-3.8	0
Other office supplies, including report covers, excluding looseleaf		2675-199	12/84	137.9	141.2	137.9	-.2	-2.3
Die-cut paper and board except office supplies		2675-2	12/89	111.4	111.4	111.4	1.2	0
Other, including fillers and flats for egg cases, bottle caps, closures		2675-299	12/89	105.4	105.4	105.4	0	0
Pasted, lined, laminated, or surface coated paperboard		2675-3	12/84	137.9	137.9	137.4	-.4	-.4
Secondary products and miscellaneous receipts		2675-SM						
Miscellaneous receipts		2675-M	12/84	136.0	136.0	136.4	1.1	.3
Resales		2675-Z89	12/84	133.4	133.4	133.9	1.7	.4
Secondary products		2675-S	12/84	122.9	123.4	123.2	.8	-.2
Sanitary Paper Products	2676		06/83	142.8	142.8	142.6	-1.2	-.1
Primary products		2676-P	06/83	144.4	144.2	143.8	-1.5	-.3
Sanitary napkins and tampons		2676-1	06/83	179.9	179.9	179.9	0	0
Sanitary napkins		2676-114	06/83	100.3	100.3	100.3	0	0
Disposable diapers (except incontinence pads)		2676-3	06/83	85.9	85.7	85.7	-4.1	0
Sanitary tissue health products (made from purchased stock)		2676-4	06/83	135.1	134.8	132.4	-.4	-1.8
Table napkins including plain creped and facial tissue type		2676-42	06/83	129.8	126.9	127.0	6.6	.1
Paper towels		2676-47	06/83	138.5	[3]	134.6	-2.1	[3]

See footnotes at end of table.

Digitized for FRASER
http://fraser.stlouisfed.org/
Federal Reserve Bank of St. Louis

Table 5. Producer price indexes for the net output of selected industries and their products—Continued

Industry and product[1]	Industry code	Product code	Index base	Index			Unadjusted percent change to Apr. 1994 from —	
				Dec. 1993[2]	Mar. 1994[2]	Apr. 1994[2]	Apr. 1993	Mar. 1994
Sanitary Paper Products—Continued								
Secondary products and miscellaneous receipts		2676-SM						
Secondary products		2676-S						
Other secondary products		2676-SSS	06/83	145.5	147.9	149.9	2.5	1.4
Envelopes	2677		12/84	107.6	107.7	106.5	-1.9	-1.1
Primary products		2677-P	12/84	106.7	106.6	105.3	-2.3	-1.2
Envelopes, all types		2677-1	12/84	106.7	106.6	105.3	-2.3	-1.2
Secondary products and miscellaneous receipts		2677-SM						
Secondary products		2677-S	12/84	129.3	129.3	129.3	0	0
Stationery products	2678		06/85	118.7	119.0	119.4	4.5	.3
Primary products		2678-P	06/85	126.6	127.3	127.7	6.6	.3
Stationery		2678-1	06/85	126.1	129.4	129.5	6.8	.1
Boxed stationery and portfolios		2678-111	06/85	123.1	134.1	127.9	3.9	-4.6
Tablets and related products		2678-2	06/85	125.7	125.3	125.9	6.5	.5
Legal pads		2678-252	06/85	148.2	144.8	144.1	10.8	-.5
Tablets and pads, except legal pads		2678-254	06/85	115.6	115.8	115.8	3.0	0
Notebooks		2678-257	06/85	113.6	110.1	113.0	2.3	2.6
Looseleaf fillers (school and commercial types)		2678-261	06/85	129.0	125.5	123.5	4.8	-1.6
Wrapped ream papers		2678-265	06/85	146.7	158.9	158.9	12.7	0
Other wrapped ream paper		2678-26519	06/85	142.9	154.8	154.8	10.3	0
Other tablets and related products		2678-269	06/85	138.1	122.1	138.1	13.1	13.1
Secondary products and miscellaneous receipts		2678-SM						
Secondary products		2678-S	06/85	93.3	92.5	92.8	-1.8	.3
Envelopes		2677-S	06/90	102.5	99.0	102.5	4.8	3.5
Other secondary products		2678-SSS	06/85	89.8	90.2	89.0	-5.0	-1.3
Converted paper and paperboard products, n.e.c.	2679		06/85	114.7	115.6	115.6	.3	0
Primary products		2679-P	06/85	114.2	115.0	115.1	.1	.1
Wallcoverings		2679-1	06/85	105.9	105.3	105.5	1.3	.2
Paper wallcoverings		2679-12	06/85	107.3	106.0	106.6	3.1	.6
Plastic coated or laminated to 1 mil of vinyl or more		2679-125	06/90	106.0	102.4	104.1	-.8	1.7
Gift wrap paper		2679-2	06/85	135.3	135.3	135.3	-1.0	0
Retail counter items, all materials except foil		2679-28	06/90	117.3	117.3	117.3	-1.4	0
Rolls		2679-282	06/85	129.3	129.3	129.3	-4.9	0
Paper business machine supplies and other miscellaneous office supplies		2679-3	06/85	109.9	116.9	116.9	4.8	0
Paper business machine supplies		2679-31	06/85	112.1	116.8	116.7	10.0	-.1
Rolls for adding and other business machines		2679-311	06/85	111.8	117.7	117.7	11.4	0
Other, including tapes, teletypes, etc.		2679-317	06/90	104.4	102.4	101.6	2.1	-.8
Miscellaneous paper and board office supples, n.e.c.		2679-322	06/90	100.1	109.0	109.0	-.5	0
Pressed and molded pulp goods		2679-4	06/85	117.2	117.4	117.7	-.2	.3
Other converted paper and paperboard products		2679-5	06/90	101.0	101.4	101.4	-1.0	0
Novelties, games, displays, and similar products		2679-51	06/85	129.6	129.6	129.6	-7.7	0
Industrial paper and paperboard products		2679-53	06/85	105.6	104.8	105.8	-2.9	1.0
Cellulose insulation		2679-531	06/90	105.9	105.0	106.2	-3.3	1.1
Doilies, place mats and tray doilies		2679-541	07/85	105.3	105.3	105.3	-1.5	0
Paper wrapping products, n.e.c.		2679-561	06/85	118.9	119.3	118.4	.3	-.8
Miscellaneous paper and paperboard products, n.e.c.		2679-569	06/85	119.3	119.9	119.9	.7	0
Secondary products and miscellaneous receipts		2679-SM						
Miscellaneous receipts		2679-M	06/85	127.2	127.2	125.5	-2.0	-1.3
Contract and other miscellaneous receipts		2679-XY9	06/90	100.8	100.8	100.8	0	0
Resales		2679-Z89	06/85	126.6	126.6	124.6	-2.4	-1.6
Secondary products		2679-S	06/85	111.7	114.5	114.5	2.8	0
Printing, publishing, and allied industries	27		12/84	146.8	148.5	148.7	2.3	.1
Newspaper publishing	271		12/79	262.5	267.5	267.6	3.4	0
Newspaper publishing	2711		12/79	262.5	267.5	267.6	3.4	0
Primary products		2711-P	12/79	265.2	270.5	270.5	3.6	0
Circulation		2711-6	12/79	219.4	219.6	219.6	1.3	0
Subscriptions		2711-61	12/79	219.9	220.1	220.2	.6	0
Through intermediary		2711-611	12/79	220.0	220.0	220.0	.1	0
Direct to reader		2711-612	12/79	220.3	222.0	222.4	3.6	.2
Single copy sales		2711-62	12/79	217.4	217.4	217.4	2.7	0
Through intermediary		2711-621	12/79	221.4	221.4	221.4	5.6	0
Direct to reader		2711-622	12/79	213.5	213.5	213.5	.4	0
Advertising		2711-7	12/79	279.4	286.3	286.3	4.1	0
Classified advertising		2711-71	12/79	316.4	324.8	325.2	5.0	.1
Retail, manufacturing & other comm'l. advt'g, exc classifieds and insertion of preprinted ads		2711-72	12/79	270.0	276.8	276.8	3.7	0
National advertising		2711-721	12/79	299.2	305.0	305.0	.7	0
Local, regional and other advertising		2711-722	12/79	266.5	273.6	273.5	4.2	0
Insertion of preprinted ads		2711-73	06/86	138.3	139.7	139.4	4.9	-.2
Insertion of preprinted ads		2711-731	06/86	138.3	139.7	139.4	4.9	-.2
Secondary products and miscellaneous receipts		2711-SM						
Secondary products		2711-S	12/79	208.1	208.1	208.1	0	0
Other secondary products		2711-SSS	12/79	209.9	(3)	209.9	0	(3)

See footnotes at end of table.

Digitized for FRASER
http://fraser.stlouisfed.org/
Federal Reserve Bank of St. Louis

Table 5. Producer price indexes for the net output of selected industries and their products—Continued

Industry and product[1]	Industry code	Product code	Index base	Index			Unadjusted percent change to Apr. 1994 from —	
				Dec. 1993[2]	Mar. 1994[2]	Apr. 1994[2]	Apr. 1993	Mar. 1994
Periodical publishing	272		12/79	235.8	239.6	239.6	3.5	0
Periodical publishing	2721		12/79	235.8	239.6	239.6	3.5	0
Primary products		2721-P	12/79	245.8	249.6	249.6	3.6	0
Advertising		2721-A	12/79	281.5	281.5	281.3	3.8	-.1
Specialized business and professional periodicals		2721-4	12/79	241.4	234.6	234.6	-2.4	0
Industrial periodicals (excluding electronics)		2721-411	12/79	246.2	250.5	250.4	1.8	0
Wholesale and retail trade, incl. merchandising periodicals		2721-413	12/79	231.4	237.8	237.8	2.6	0
Professional and institutional periodicals		2721-415	12/79	249.9	254.5	254.5	2.0	0
Medical and health care periodicals		2721-417	12/92	103.8	98.1	98.1	-6.4	0
Electronic/data management periodicals		2721-419	12/92	97.1	99.7	99.7	7.4	0
Services periodicals (excluding data management)		2721-421	12/92	103.9	106.1	106.1	1.5	0
Other business periodicals, n.e.c.		2721-423	12/92	104.2	94.1	94.1	-9.5	0
General periodicals		2721-6	12/79	306.0	310.9	310.4	7.6	-.2
General and special interest periodicals		2721-653	12/79	323.1	331.3	333.5	4.8	.7
Special interest (primarily hobby, entertainment, outdoor sports and auto)		2721-65311	06/86	167.7	170.3	172.1	5.0	1.1
General interest (inc. general articles, pictures, fiction, nonfiction, travel and humor)		2721-65312	06/86	150.1	156.6	156.6	4.5	0
Other periodicals		2721-73						
Other periodicals, n.e.c.		2721-737	12/79	193.7	193.7	193.7	0	0
Circulation		2721-C	12/79	205.3	212.8	213.1	3.4	.1
Specialized business and professional periodicals		2721-3	12/79	244.0	254.1	255.5	6.4	.6
Professional and institutional periodicals		2721-317	12/79	250.2	251.8	251.8	5.3	0
Medical and health care periodicals		2721-319	12/92	105.1	106.4	108.0	5.3	1.5
Other business periodicals, n.e.c.		2721-325	12/92	101.6	109.1	109.1	7.6	0
General periodicals		2721-5	12/79	201.3	202.2	202.2	2.7	0
General and special interest periodicals		2721-55	12/79	223.8	223.7	223.7	3.4	0
Subscriptions		2721-553	12/79	245.1	249.2	249.2	4.1	0
Special interest (primarily hobby, entertainment, outdoor sports and auto)		2721-55311	06/86	133.8	137.7	137.7	7.1	0
General interest (inc. general articles, pictures, fiction, nonfiction, travel and humor)		2721-55312	06/86	143.4	143.9	143.9	1.1	0
Single copy sales		2721-555	12/79	195.0	188.1	188.1	2.2	0
Special interest (primarily hobby, entertainment, outdoor sports and auto)		2721-55511	06/86	137.6	137.6	137.6	5.4	0
General interest (inc. general articles, pictures, fiction, nonfiction, travel and humor)		2721-55512	06/86	118.3	[3]	[3]	[3]	[3]
Other periodicals		2721-7A	12/79	163.7	216.9	216.9	1.0	0
Religious periodicals		2721-703	12/79	158.6	287.6	287.6	0	0
Other periodicals, n.e.c.		2721-717	02/86	129.3	129.6	129.6	.8	0
Single copy sales		2721-71702	02/86	138.3	140.2	140.2	1.3	0
Secondary products and miscellaneous receipts		2721-SM						
Miscellaneous receipts		2721-M	12/79	164.2	164.2	164.2	-.5	0
Secondary products		2721-S	12/79	172.4	179.9	179.9	4.4	0
Books	273		12/84	149.1	151.0	151.3	1.9	.2
Book Publishing	2731		12/80	196.7	199.4	199.7	1.8	.2
Primary products		2731-P	12/80	198.3	201.3	201.6	1.7	.1
Textbooks		2731-1	12/80	254.7	258.8	258.8	3.7	0
Elementary textbooks		2731-1A	12/80	275.4	286.4	286.4	5.8	0
Hardbound		2731-111	12/80	277.9	294.2	294.2	8.6	0
High school textbooks		2731-1B	12/80	280.3	280.3	280.3	5.2	0
Hardbound		2731-113	12/80	297.3	297.3	297.3	5.7	0
College textbooks		2731-1C	12/80	241.3	241.3	241.3	1.9	0
Hardbound		2731-115	12/80	240.0	240.0	240.0	1.5	0
Paperbound		2731-116	12/80	245.7	245.7	245.7	4.2	0
Workbooks		2731-12	12/80	251.1	261.9	261.9	4.3	0
Elementary workbooks		2731-121	12/80	243.4	253.4	253.4	4.1	0
Technical, scientific and professional books		2731-3	12/80	180.8	180.0	180.0	3.7	0
Law books		2731-31	12/80	184.3	184.7	184.7	.7	0
Hardbound		2731-315	12/80	171.5	172.0	172.0	.9	0
Medical books		2731-32	12/80	175.8	177.4	177.4	3.2	0
Hardbound		2731-325	12/80	173.4	173.6	173.6	2.2	0
Business and other technical, scientific and professional books		2731-34	12/80	181.7	178.0	178.3	8.8	.2
Hardbound		2731-345	12/80	162.9	160.6	160.9	4.5	.2
Paperbound		2731-347	12/80	218.9	[3]	212.8	15.2	[3]
Religious books		2731-4	12/80	173.8	175.9	175.9	1.3	0
Bibles and testaments		2731-415	12/80	155.6	155.6	155.6	.5	0
Other religious books, including hymnals and devotionals		2731-44	12/80	186.9	190.3	190.3	1.8	0
Paperbound		2731-447	12/80	244.7	249.3	249.3	1.9	0
General, mass market, adult trade, juvenile, book club and mail order bo		2731-5	12/80	165.5	170.1	171.0	-2.6	.5
Book club books		2731-B	08/84	141.8	140.7	140.8	1.7	.1
Hardbound		2731-B15	08/84	140.4	141.1	141.0	1.0	-.1
Mass market, adult trade and juvenile books		2731-56	06/88	120.8	126.0	127.0	-4.2	.8
Mass market books, rack size		2731-A	12/80	168.7	192.2	192.2	-6.0	0
Adult trade and juvenile books		2731-D	06/88	125.7	125.1	126.6	-3.1	1.2
Adult trade		2731-D4	12/80	160.1	157.7	159.8	-5.5	1.3

See footnotes at end of table.

Digitized for FRASER
http://fraser.stlouisfed.org/
Federal Reserve Bank of St. Louis

Table 5. Producer price indexes for the net output of selected industries and their products—Continued

Industry and product[1]	Industry code	Product code	Index base	Index			Unadjusted percent change to Apr. 1994 from —	
				Dec. 1993[2]	Mar. 1994[2]	Apr. 1994[2]	Apr. 1993	Mar. 1994
Book Publishing—Continued								
Hardbound		2731-D41	12/80	152.0	147.3	150.6	-9.9	2.2
Paperbound, including mass market other than rack size		2731-D47	12/80	176.5	178.3	178.1	2.1	-.1
Juvenile books		2731-D5	12/80	174.8	180.6	182.2	6.2	.9
Hardbound		2731-D51	12/80	171.9	174.8	174.8	2.9	0
Paperbound		2731-D53	12/80	179.6	190.4	194.9	12.1	2.4
General reference books		2731-7	12/80	154.6	153.9	154.6	.8	.5
Encyclopedias		2731-721	12/80	146.3	[3]	145.1	5.4	[3]
Other		2731-749	12/80	205.2	205.2	205.2	2.4	0
Other books, excluding pamphlets		2731-8	04/81	144.2	147.0	147.0	10.3	0
Pamphlets (5-48 pages)		2731-9	12/80	155.2	155.2	155.2	0	0
Other pamphlets		2731-959	06/88	105.7	105.7	105.7	0	0
Secondary products and miscellaneous receipts		2731-SM						
Resales		2731-Z89	06/88	118.3	119.7	119.7	6.8	0
Secondary products		2731-S	12/80	207.0	206.3	206.7	1.8	.2
Book printing	2732		12/83	138.6	139.9	140.4	1.1	.4
Primary products		2732-P	12/83	140.4	141.8	142.4	.8	.4
Textbooks printing and binding		2732-3	06/93	99.4	100.5	102.4	[3]	1.9
Elementary and high school textbooks (grades K through 12)		2732-3A	06/93	100.0	[3]	[3]	[3]	[3]
College textbooks (grades 13 or higher, including private business, etc.)		2732-3B	06/93	97.1	100.3	100.4	[3]	.1
Hardbound		2732-314	06/93	94.5	100.1	100.1	[3]	0
Paperbound		2732-315	06/93	100.4	100.5	100.8	[3]	.3
Workbooks and standardized tests		2732-316	06/93	104.2	103.5	104.0	[3]	.5
Technical, scientific, and professional books, printing and binding		2732-4	06/93	100.3	100.5	100.4	[3]	-.1
Hardbound		2732-417	06/93	101.3	101.4	101.4	[3]	0
Paperbound		2732-418	06/93	99.8	100.0	100.0	[3]	0
Religious books, printing and binding		2732-5	06/93	97.8	101.5	101.4	[3]	-.1
Paperbound		2732-535	06/93	99.3	100.5	100.4	[3]	-.1
General books (trade etc.) printing and binding		2732-6	06/93	99.1	100.3	100.3	[3]	0
Adult trade books (fiction and nonfiction)		2732-6B	06/93	97.8	99.1	99.1	[3]	0
Hardbound		2732-645	06/93	97.9	99.3	99.3	[3]	0
Paperbound		2732-646	06/93	97.6	98.8	98.8	[3]	0
Juvenile books (fiction and nonfiction)		2732-6C	06/93	101.1	103.5	103.5	[3]	0
Paperbound		2732-648	06/93	102.3	101.9	101.9	[3]	0
Mass market paperbound books, rack size, distributed predominantly to mass market outlets		2732-644	06/93	100.1	101.3	101.3	[3]	0
Other books and pamphlets, n.e.c., printing and binding		2732-7	06/93	100.6	101.5	101.7	[3]	.2
Other reference books		2732-7A	06/93	100.0	99.9	100.0	[3]	.1
Hardbound		2732-754	06/93	100.7	100.7	100.9	[3]	.2
Paperbound		2732-755	06/93	99.1	99.1	99.1	[3]	0
All other books, n.e.c (including music books, university press books, etc.)		2732-7B	06/93	101.7	102.8	103.4	[3]	.6
Hardbound		2732-756	06/93	102.1	103.5	104.3	[3]	.8
Paperbound		2732-757	06/93	100.5	100.8	100.8	[3]	0
Books printing only, not bound		2732-761	06/93	100.2	100.4	100.0	[3]	-.4
Pamphlets, printing only or printing and binding		2732-762	06/93	97.5	98.5	98.5	[3]	0
Secondary products and miscellaneous receipts		2732-SM						
Secondary products		2732-S	12/83	129.7	130.4	130.4	[3]	0
Miscellaneous publishing	274		06/84	157.0	158.4	158.7	3.5	.2
Miscellaneous publishing	2741		06/84	157.0	158.4	158.7	3.5	.2
Primary products		2741-P	06/84	158.0	159.4	159.7	3.6	.2
Catalogs and directories, publishing		2741-1	06/84	151.1	152.1	152.5	3.6	.3
Directories		2741-11	06/84	152.4	153.5	153.9	3.6	.3
Telephone		2741-113	09/84	164.0	164.9	165.4	3.6	.3
Yellow pages advertising		2741-1131	12/89	124.0	124.4	124.8	3.5	.3
Other telephone directory advertising		2741-1132	12/89	[3]	119.2	[3]	[3]	[3]
Other directories, including business reference service		2741-115	06/84	125.1	129.2	129.2	3.4	0
Catalogs		2741-121	12/89	112.0	112.0	112.0	6.1	0
Business service publications		2741-2	06/84	158.9	160.7	160.7	2.6	0
Business service newsletters, excluding publications cumulated in looseleaf index form		2741-213	02/88	120.8	120.9	120.9	4.1	0
Other business service publications, looseleaf and hardbound		2741-215	06/84	169.5	171.7	171.7	2.4	0
Patterns, including clothing patterns		2741-4	08/84	143.2	143.2	143.2	1.4	0
Other miscellaneous publishing		2741-5	06/84	161.0	163.3	163.2	3.9	-.1
Shopper news		2741-521	06/84	177.3	179.4	179.6	4.7	.1
Multimedia kits		2741-561	12/89	129.9	132.7	132.7	7.8	0
Micropublishing in microform, including original and republished material		2741-597	06/84	151.1	152.4	152.4	3.7	0
Other miscellaneous publishing nec, including almanacs and racing forms		2741-599	06/84	182.8	187.4	186.6	2.5	-.4
Secondary products and miscellaneous receipts		2741-SM						
Secondary products		2741-S	06/84	148.5	148.5	148.5	.9	0
Commercial printing	275		12/84	125.1	125.3	125.5	.3	.2
Commercial printing, lithographic	2752		06/82	135.4	135.7	135.9	.7	.1

See footnotes at end of table.

Digitized for FRASER
http://fraser.stlouisfed.org/
Federal Reserve Bank of St. Louis

Table 5. Producer price indexes for the net output of selected industries and their products—Continued

Industry and product[1]	Industry code	Product code	Index base	Index			Unadjusted percent change to Apr. 1994 from —	
				Dec. 1993[2]	Mar. 1994[2]	Apr. 1994[2]	Apr. 1993	Mar. 1994
Commercial printing, lithographic—Continued								
Primary products		2752-P	06/82	135.5	135.7	136.0	0.7	0.2
Lithographic magazine and periodical printing		2752-1	06/82	125.3	125.4	125.2	.1	-.2
Magazines and periodicals (excluding magazine and comic supplements for Sunday newspapers)		2752-11	12/88	104.3	104.4	104.2	.1	-.2
Sheet-fed		2752-112	06/82	128.3	128.4	128.1	-.1	-.2
Web-fed		2752-114	06/82	124.2	124.3	124.1	.2	-.2
Lithographic label and wrapper printing		2752-2	06/82	118.7	119.0	118.7	0	-.3
Printed custom and stock labels		2752-21	12/88	97.2	97.6	97.6	.4	0
Sheet-fed flat printed labels (ex. pressure sensitive)		2752-212	08/82	106.7	106.7	106.7	0	0
Pressure sensitive labels (flat and rolls)		2752-217	06/82	155.8	159.6	159.6	2.4	0
Lithographic catalog and directory printing		2752-3	06/82	125.1	124.6	125.2	-.1	.5
Catalogs, including direct mail		2752-31	12/88	107.0	106.7	107.0	-.1	.3
Sheet-fed		2752-312	06/82	151.1	150.1	151.3	-.3	.8
Web-fed		2752-314	06/82	113.2	113.2	113.2	0	0
Directories		2752-32	12/88	101.9	101.1	101.9	-.2	.8
Telephone directories		2752-32A	06/82	122.7	122.3	122.7	-1.7	.3
Web-fed		2752-322	12/88	103.1	102.7	103.1	-1.7	.4
Other directories		2752-32B	06/82	123.0	120.7	123.2	3.3	2.1
Lithographic financial and legal printing		2752-4	06/82	139.0	140.5	141.5	2.8	.7
SEC filing and prospectuses		2752-4A	12/88	112.1	112.1	112.1	0	0
Sheet-fed		2752-412	12/88	123.6	123.6	123.6	0	0
Annual reports and other corporate finaniciai printing		2752-4B	06/82	129.2	129.2	131.3	1.6	1.6
Sheet-fed		2752-416	12/88	114.2	114.2	116.1	1.7	1.7
Other financial and legal printing, (including insurance forms, security certificates,etc.)		2752-4C	06/82	137.0	137.0	139.0	2.7	1.5
Sheet-fed		2752-421	12/88	118.1	118.1	120.3	3.4	1.9
Lithographic advertising printing		2752-5	06/82	134.2	134.8	135.1	1.2	.2
Direct mail		2752-51	12/88	109.2	111.7	111.8	2.1	.1
Sheet-fed		2752-512	06/82	172.7	179.2	179.5	3.8	.2
Web-fed		2752-514	06/82	109.5	109.5	109.5	-.4	0
Display advertising		2752-52	12/88	114.8	113.3	113.3	-4.7	0
Posters, (including outdoor advertising, car cards)		2752-52A						
Sheet-fed		2752-522	12/88	114.5	114.3	114.3	-6.5	0
Counter and floor displays		2752-52B	06/82	140.2	136.6	136.6	-2.6	0
Sheet-fed		2752-526	12/88	115.1	112.2	112.2	-2.5	0
Preprinted newspaper inserts		2752-53	06/82	100.5	100.5	100.5	0	0
Other advertising printing, (including brochures, pamphlets, catalog sheet, etc.)		2752-55	12/88	114.6	114.4	114.8	2.1	.3
Sheet-fed		2752-551	06/82	135.5	135.1	135.8	3.0	.5
Web-fed		2752-553	06/82	142.3	142.3	142.3	.1	0
Other lithographic general job printing		2752-6	06/82	153.5	153.5	154.0	.3	.3
Ticket, coupon, and food and beverage check printing		2752-644	06/82	113.1	115.3	115.3	2.8	0
Business forms, except manifold		2752-691	12/88	120.0	115.6	117.0	-1.4	1.2
Quick printing		2752-696	12/88	110.3	110.3	110.3	-.4	0
All other general commercial printing, n.e.c., sheet-fed		2752-698	12/88	133.8	134.6	135.0	.9	.3
All other general commercial printing, n.e.c., web-fed		2752-699	06/82	166.7	166.7	166.7	-3.4	0
Secondary products and miscellaneous receipts		2752-SM						
Miscellaneous receipts		2752-M	06/82	121.8	121.8	121.8	-.3	0
Contract work and other miscellaneous receipts		2752-XY9	06/82	109.1	109.1	109.1	-1.4	0
Resales		2752-Z89	08/82	127.8	127.8	127.8	0	0
Secondary products		2752-S	06/82	139.3	139.9	139.7	.8	-.1
Book printing		2732-S	06/82	138.5	140.8	140.7	3.6	-.1
Other secondary products		2752-SSS	06/82	140.9	140.9	140.9	0	0
Commercial printing, n.e.c.		2759-S	06/82	148.6	148.6	148.6	0	0
Letterpress general job printing		2759-6S	12/88	125.2	125.2	125.2	0	0
Manifold business forms		2761-S	06/82	137.9	139.7	136.5	.1	-2.3
Commercial printing, gravure	2754		06/82	101.0	101.0	101.0	-3.8	0
Primary products		2754-P	06/82	99.7	99.7	99.7	-4.3	0
Magazine and periodical printing, (gravure)		2754-1	08/82	91.9	[3]	[3]	[3]	[3]
Magazines and periodicals, excluding supplements for Sunday newspapers		2754-133	08/82	90.1	[3]	[3]	[3]	[3]
Labels and wrappers, printing (gravure)		2754-2	06/82	126.1	126.1	126.1	0	0
Labels, custom and stock, excluding cloth		2754-22	06/82	128.8	[3]	[3]	[3]	[3]
Other general job printing, (gravure)		2754-6	06/82	119.2	119.2	119.2	0	0
All other general commercial printing n.e.c. (gravure)		2754-695	06/82	109.6	109.6	109.6	0	0
Secondary products and miscellaneous receipts		2754-SM						
Secondary products		2754-S	06/82	111.6	111.6	111.6	0	0
Other secondary products		2754-SSS	06/82	118.7	118.7	118.7	0	0
Commerical printing, n.e.c.	2759		06/82	145.9	145.8	145.8	.1	0
Primary products		2759-P	12/88	111.3	111.9	111.9	.8	0
Letterpress and screen printing		2759-A	06/82	141.1	142.3	142.3	.9	0
Letterpress label and wrapper printing		2759-2	06/82	128.9	129.0	129.0	-.1	0
Custom and stock labels, including bordered made of paper foil		2759-2A	06/82	128.1	128.3	128.3	.2	0
Rolls pressure sensitive, letterpress (self-adhesive)		2759-218	06/82	128.9	130.9	131.2	3.3	.2
Printed rolls and sheets for packing purposes		2759-2B	06/82	132.1	[3]	[3]	[3]	[3]
Other general job printing		2759-6	06/82	157.3	161.2	161.2	2.5	0
All other commercial printing n.e.c., including maps, atlases, etc.		2759-695	06/82	155.6	159.5	159.5	2.6	0

See footnotes at end of table.

Digitized for FRASER
http://fraser.stlouisfed.org/
Federal Reserve Bank of St. Louis

Table 5. Producer price indexes for the net output of selected industries and their products—Continued

Industry and product[1]	Industry code	Product code	Index base	Index			Unadjusted percent change to Apr. 1994 from —	
				Dec. 1993[2]	Mar. 1994[2]	Apr. 1994[2]	Apr. 1993	Mar. 1994
Commerical printing, n.e.c.—Continued								
Screen process printing, except textiles		2759-7	06/82	129.8	129.8	129.8	0.3	0
Decalcomanias and labels		2759-71	12/88	107.0	107.0	107.0	.7	0
Decalcomanias and pressure sensitives (self-adhesive), excluding labels		2759-711	06/82	140.9	140.9	140.9	0	0
All other screen process, n.e.c.		2759-798	06/82	133.1	133.1	133.1	0	0
Engraving		2759-B	12/84	138.4	136.2	136.3	0	.1
Engraving		2759-8	12/84	138.4	136.2	136.3	0	.1
Social engraving		2759-812	12/84	131.0	131.4	131.7	1.1	.2
Secondary products and miscellaneous receipts		2759-SM						
Secondary products		2759-S	06/82	160.9	154.4	154.4	-4.0	0
Commercial printing, lithographic		2752-S	06/82	157.4	159.0	159.0	1.0	0
Other secondary products		2759-SSS	12/88	113.0	103.6	103.6	-8.3	0
Manifold business forms	276		12/83	130.7	130.2	131.3	2.7	.8
Manifold business forms	2761		12/83	130.7	130.2	131.3	2.7	.8
Primary products		2761-P	12/83	132.9	132.4	133.6	3.0	.9
Unit set forms		2761-2	12/83	145.4	145.9	147.0	3.7	.8
Stock, including imprinted		2761-21	12/83	142.2	[3]	142.3	1.5	[3]
Carbonless		2761-215	12/83	134.5	[3]	135.1	1.9	[3]
Custom printed		2761-25	12/83	145.9	146.3	147.6	3.9	.9
Carbon		2761-253	12/83	149.3	149.8	151.1	4.1	.9
Carbonless		2761-255	12/83	136.2	136.6	137.7	3.4	.8
Manifold books, including sales, and pegboard accounting systems		2761-3	12/83	144.1	144.1	144.1	3.6	0
Sales and other manifold books		2761-32	12/83	137.0	137.0	137.0	3.5	0
Custom		2761-323	12/83	139.3	139.3	139.3	4.0	0
Custom continuous forms, with or without carbon, marginally punched or not		2761-5	12/83	137.9	137.6	140.3	3.8	2.0
Self mailer		2761-55	12/83	136.0	143.1	145.9	2.1	2.0
All other custom printed		2761-58	12/83	138.1	137.4	140.0	3.9	1.9
One part		2761-581	12/83	152.0	147.0	151.1	1.8	2.8
Multiple parts		2761-582	12/83	132.6	134.2	136.1	5.1	1.4
Carbon		2761-5822	12/83	133.4	134.2	136.3	4.4	1.6
Carbonless		2761-5824	12/83	127.0	130.5	131.9	6.9	1.1
Stock continuous forms		2761-7	12/83	113.1	111.5	111.0	1.0	-.4
Stock shelf forms		2761-76	12/83	117.6	116.2	116.3	2.3	.1
One part		2761-761	12/83	108.2	106.3	107.0	3.4	.7
Multiple parts		2761-762	12/83	129.3	128.5	128.0	1.4	-.4
Carbon		2761-7621	12/83	134.2	133.7	133.1	1.9	-.4
Carbonless		2761-7622	12/83	123.1	121.5	121.2	0	-.2
Stock format forms		2761-77	06/89	70.9	68.2	[3]	[3]	[3]
All other stock forms		2761-78	12/83	106.1	106.0	106.0	6.3	0
Secondary products and miscellaneous receipts		2761-SM						
Miscellaneous receipts		2761-M	03/84	[3]	80.6	80.6	-5.7	0
Resales		2761-Z89	06/85	[3]	77.9	77.9	-5.7	0
Secondary products		2761-S	12/83	125.1	123.8	123.8	.1	0
Lithographic commercial printing		2752-S	12/83	127.8	126.1	126.1	.4	0
Commercial printing, n.e.c.		2759-S	12/83	140.2	141.1	141.1	4.9	0
Greeting card and publishing	277		12/85	139.4	145.9	146.0	4.7	.1
Greeting card publishing	2771		12/85	139.4	145.9	146.0	4.7	.1
Primary products		2771-P	12/85	135.9	146.3	146.3	7.7	0
Publishers' sales		2771-1	12/85	136.5	147.2	147.2	7.8	0
Seasonal greeting cards		2771-1A	12/85	134.5	150.1	150.1	11.6	0
Counter cards		2771-111	08/93	[3]	118.6	[3]	[3]	[3]
Packaged cards (including boxed cards)		2771-112	12/85	135.4	137.6	137.6	1.6	0
Non-seasonal greeting cards		2771-1B	12/85	138.4	145.2	145.2	4.9	0
Counter cards		2771-153	12/85	138.9	145.9	145.9	[3]	0
Packaged cards (including boxed cards)		2771-155	12/85	132.8	137.3	137.3	3.4	0
Secondary products and miscellaneous receipts		2771-SM						
Secondary products		2771-S	12/85	125.5	125.5	125.5	0	0
Blankbooks, looseleaf binders, and bookbinding and related work	278		06/85	139.4	142.7	142.7	1.6	0
Blankbooks and looseleaf binders	2782		06/85	146.3	150.4	150.3	1.6	-.1
Primary products		2782-P	06/85	146.2	150.9	150.8	3.4	-.1
Looseleaf binders and devices		2782-2	06/85	120.2	120.3	120.1	.1	-.2
Binders		2782-21	12/91	98.3	98.1	98.1	-1.1	0
Looseleaf binders, all ring and prong type		2782-211	06/85	117.5	117.3	117.3	-1.1	0
Miscellaneous binder devices and forms		2782-22	12/91	105.9	107.4	106.4	6.4	-.9
Looseleaf forms and indexes		2782-221	12/91	111.6	[3]	[3]	[3]	[3]
Sheet protectors		2782-222	12/91	95.7	99.3	96.2	.7	-3.1
All looseleaf devices, metal and nonmetal		2782-223	12/91	104.5	109.1	108.8	3.9	-.3
Checkbooks, inserts and refills, excluding continuous forms and die cut		2782-3	06/85	165.5	174.8	174.8	6.1	0
Blankbook making, except checkbooks		2782-4	12/91	101.6	101.9	101.8	-.1	-.1
Albums and scrapbooks		2782-42	06/85	167.7	167.7	167.7	-.1	0
Columnar pads, memo books, and misc. blankbooks (incl. financial notes and address books)		2782-44	06/85	129.3	129.3	129.3	-.9	0

See footnotes at end of table.

Digitized for FRASER
http://fraser.stlouisfed.org/
Federal Reserve Bank of St. Louis

Table 5. Producer price indexes for the net output of selected industries and their products—Continued

Industry and product[1]	Industry code	Product code	Index base	Index			Unadjusted percent change to Apr. 1994 from —	
				Dec. 1993[2]	Mar. 1994[2]	Apr. 1994[2]	Apr. 1993	Mar. 1994
Blankbooks and looseleaf binders—Continued								
All other blankbooks, including ledger and account books, bound drafts and financial notes		2782-45	12/91	102.3	103.5	103.0	0.7	-0.5
Secondary products and miscellaneous receipts		2782-SM						
Secondary products		2782-S	06/85	131.3	131.6	131.6	.1	0
Bookbinding and related work	2789		12/85	118.0	119.3	119.4	1.5	.1
Primary products		2789-P	12/85	118.4	118.6	118.8	.8	.2
Edition, library, trade and other hardcover binding		2789-1	12/85	121.8	122.8	122.8	1.2	0
Edition binding, hardbound		2789-11	12/91	101.1	102.6	102.6	1.8	0
Textbook, technical, scientific, and professional books		2789-117	02/92	100.3	104.0	104.0	3.7	0
General consumer and trade books		2789-118	02/86	107.6	107.6	107.6	.7	0
Library binding; incl. prebinding, rebinding, and other hardcover binding of periodicals		2789-12	12/85	125.1	125.2	125.2	.6	0
Other book and pamphlet binding and related work		2789-2	12/85	117.3	117.3	117.5	.6	.2
Soft cover binding of books (49 pages or more)		2789-22	12/85	103.4	103.7	103.7	.3	0
Adhesive binding		2789-221	12/91	99.5	100.2	100.2	1.0	0
Mechanical binding		2789-222	12/91	96.7	96.7	96.7	-.3	0
Pamphlet and other soft cover binding		2789-23	12/85	100.9	100.9	100.9	.8	0
Mechanical binding		2789-232	12/91	99.2	99.2	99.2	1.0	.0
Sample books, swatches, and cards; color, carpet, upholstery, drapes, etc.		2789-24	12/91	100.2	100.1	100.5	.2	.4
Miscellaneous bookbinding work and related service operations or material printed elsewhere		2789-25	12/85	136.6	136.6	136.6	1.0	0
Service industries for the printing trade	279		06/85	113.8	114.1	114.2	.7	.1
Typesetting	2791		06/85	115.9	116.1	116.5	1.0	.3
Primary products		2791-P	06/85	115.9	116.2	116.6	1.1	.3
Photographic typesetting, including phototypesetting and photolettering		2791-2	06/85	116.8	117.0	117.4	1.1	.3
With capability to integrate text and graphics		2791-211	06/85	116.6	116.9	117.3	1.2	.3
All other phototypesetting		2791-212	06/85	118.6	118.8	118.8	.4	0
Platemaking services	2796		12/85	110.8	111.1	111.0	.5	-.1
Primary products		2796-P	12/85	110.0	110.3	110.2	.4	-.1
Lithographic plates		2796-1	12/85	107.9	108.6	108.6	.8	0
Diazo type plates prepared for printing		2796-113	12/85	107.3	108.8	108.8	1.4	0
All other lithographic plates		2796-129	12/85	112.3	112.3	112.3	.4	0
Lithographic platemaking services		2796-2	12/85	108.9	109.2	109.0	.1	-.2
Color corrected process positives or negatives on film		2796-231	12/85	106.0	106.0	106.0	0	0
All other lithographic film		2796-239	12/85	106.8	107.0	105.6	-1.0	-1.3
Assembled flats for platemaking		2796-241	12/85	127.4	129.1	129.1	1.6	0
Platemaking services, except lithographic		2796-3	12/90	106.5	106.9	106.9	.9	0
Duplicate plates for letterpress		2796-31	12/90	106.0	107.4	107.4	3.2	0
Rubber plates		2796-315	12/90	111.4	111.4	111.4	1.8	0
Photopolymer (plastic) plates		2796-316	12/90	103.1	105.2	105.2	4.0	0
Gravure plates and cylinders made for others (including preparation of film)		2796-35	12/90	105.0	105.0	105.0	.3	0
Photoengraving plates made for others		2796-36	06/85	120.6	121.0	121.0	.3	0
Magnesium		2796-362	06/85	127.3	127.9	127.9	.5	0
Other platemaking services, except lithographic		2796-39	12/90	100.1	100.1	99.8	.2	-.3
Secondary products and miscellaneous receipts		2796-SM						
Miscellaneous receipts		2796-M	12/90	104.2	104.2	104.2	0	0
Contract work and other miscellaneous receipts		2796-XY9	12/90	104.2	104.2	104.2	0	0
Secondary products		2796-S	12/85	120.3	121.5	121.5	1.5	0
Chemicals and allied products	28		12/84	126.7	126.8	127.4	-.2	.5
Industrial inorganic chemicals	281		12/84	114.2	113.2	113.7	-1.5	.4
Alkalies and chlorine	2812		12/80	116.2	113.1	107.9	5.3	-4.6
Primary products		2812-P	12/80	119.5	119.4	113.9	-3.2	-4.6
Chlorine		2812-1	12/80	165.6	185.1	185.1	76.7	0
Liquid chlorine		2812-115	12/80	162.2	181.3	181.2	76.2	-.1
Sodium hydroxide (caustic soda)		2812-3	12/80	98.3	88.6	80.2	-42.8	-9.5
All other concentrations - liquid		2812-365	12/80	96.2	85.2	76.6	-45.9	-10.1
50 percent regular diaphragm grade		2812-36511	12/80	96.1	83.0	72.9	-50.3	-12.2
50 percent from mercury cell		2812-36512	12/80	103.1	94.0	[3]	[3]	[3]
Other alkalies		2812-4	12/80	115.6	117.0	112.8	-6.6	-3.6
Potassium hydroxide (caustic potash, KOH)		2812-421	12/80	114.1	117.2	107.6	-11.7	-8.2
Liquid KOH (all forms)		2812-42114	06/90	105.1	107.9	99.1	-11.7	-8.2
Industrial gases	2813		06/81	141.4	141.9	141.5	4.4	-.3
Primary products		2813-P	06/81	140.2	140.7	140.3	4.4	-.3
Acetylene		2813-2	06/81	163.3	163.3	163.3	6.9	0
Carbon dioxide		2813-3	06/81	128.1	[3]	[3]	[3]	[3]
Other industrial gases		2813-7	06/81	174.5	[3]	174.5	6.0	[3]
Inorganic pigments	2816		06/83	141.5	140.6	139.3	-3.8	-.9
Primary products		2816-P	06/83	140.5	139.8	137.4	-4.8	-1.7

See footnotes at end of table.

Digitized for FRASER
http://fraser.stlouisfed.org/
Federal Reserve Bank of St. Louis

Table 5. Producer price indexes for the net output of selected industries and their products—Continued

Industry and product[1]	Industry code	Product code	Index base	Index			Unadjusted percent change to Apr. 1994 from —	
				Dec. 1993[2]	Mar. 1994[2]	Apr. 1994[2]	Apr. 1993	Mar. 1994
Inorganic pigments—Continued								
Titanium pigments		2816-1	06/83	138.5	136.5	136.4	-3.8	-0.1
Chrome colors and other inorganic pigments		2816-3	06/83	149.6	151.1	147.2	-2.9	-2.6
Iron oxide pigments		2816-331	06/83	161.1	158.5	151.4	-5.7	-4.5
Cadmium sulfide pigments		2816-389	06/83	187.0	201.4	198.8	.7	-1.3
All other color pigments, incl. iron blues, pearl essence, and copper oxides		2816-393	06/83	127.6	133.5	134.7	1.0	.9
Not containing lead		2816-397	06/90	99.2	104.7	104.5	-.5	-.2
Secondary products and miscellaneous receipts		2816-SM						
Secondary products		2816-S	06/83	145.1	142.6	148.9	2.8	4.4
Other secondary products		2816-SSS	06/83	117.9	114.3	114.7	-2.3	.3
Industrial inorganic chemicals, n.e.c.	2819		12/82	115.2	114.3	115.5	-2.3	1.0
Primary products		2819-P	12/82	127.3	128.0	128.4	.9	.3
Sulfuric acid (new and fortified)		2819-3	12/82	96.9	96.0	96.0	-1.3	0
Oleum grades		2819-314	12/82	79.3	79.3	79.3	0	0
Other than oleum grades		2819-331	12/82	101.1	100.0	100.0	-1.6	0
Other inorganic acids (ex. sulfuric, nitric and phosphoric)		2819-4	12/82	104.2	104.2	102.7	.8	-1.4
Hydrochloric acid		2819-44	12/82	[3]	[3]	[3]	[3]	[3]
Other inorganic acids, n.e.c., inc. boric, chromic, hydrocyanic, and mixed (sulf. and nitric)		2819-498	12/82	98.8	99.1	96.5	-2.6	-2.6
Other aluminum compounds, n.e.c.		2819-6	12/82	114.0	114.3	114.3	-4.1	0
Aluminum hydroxide (trihydrate)		2819-625	12/82	141.3	140.4	140.4	-2.0	0
Other aluminum compounds (in. sodium aluminate, light alum. hydroxide, cryolite and alum, etc.)		2819-671	06/87	136.9	139.6	139.5	-1.3	-.1
Potassium and sodium compounds (ex. bleaches, alkalies and alums)		2819-7	12/82	121.7	123.1	123.9	2.9	.6
Sodium compounds (inc. sodium metal)		2819-7A	12/82	115.7	117.5	118.1	2.4	.5
Sodium phosphates		2819-73	12/82	106.3	106.1	106.1	4.1	0
Sodium tripolyphosphate (STPP)		2819-738	12/82	102.1	101.8	101.7	5.5	-.1
Other selected sodium phosphates (mono, di, tri, and tetrabasic; meta- and acid pyro)		2819-739	12/82	117.6	117.6	117.6	.9	0
Sodium metal and other sodium compounds (inc. sod. borate, flouride, hydrosulfide, etc.)		2819-788	12/82	118.7	121.9	123.2	1.2	1.1
Potassium compounds, n.e.c.		2819-7B	12/82	153.8	153.3	154.9	4.7	1.0
Inorganic chemical catalytic preparations, n.e.c.		2819-8						
Other industrial inorganic chemicals, n.e.c.		2819-9	12/82	120.7	121.8	122.3	1.7	.4
Selected alkali earth metal compounds, n.e.c.		2819-9A	12/82	124.9	124.3	124.7	.3	.3
Barium and magnesium compounds (inc. bulk epsom salts)		2819-922	12/82	125.6	122.1	124.3	[3]	1.8
Selected metallic mineral compounds, n.e.c.		2819-9F	12/82	115.9	116.5	118.0	.5	1.3
Copper, iron and silver compounds, n.e.c.		2819-984	12/82	[3]	[3]	[3]	[3]	[3]
Other inorganic chemicals, n.e.c.		2819-9G	12/82	147.2	147.3	147.3	2.3	0
Other, inc. reagent from tech. grades, industrial bleaches, gold & titanium compounds		2819-998	12/82	167.7	167.7	167.7	.1	0
Secondary products and miscellaneous receipts		2819-SM						
Secondary products		2819-S	12/82	153.5	150.4	149.3	-5.7	-.7
Plastic materials and synthetic resins, rubbers, and non-glass fibers	282		12/84	110.5	109.5	110.2	-.1	.6
Plastic materials and resins	2821		12/80	131.9	130.8	132.3	.1	1.1
Primary products		2821-P	12/80	122.7	121.2	122.9	-.2	1.4
Thermoplastic resins		2821-3	12/80	119.4	117.8	119.8	-.2	1.7
Acrylic resins		2821-301	12/86	132.5	[3]	124.7	[3]	[3]
Nylon resins		2821-311	12/81	118.6	117.9	[3]	[3]	[3]
Polyester resins saturated		2821-321	12/80	171.5	170.5	170.5	-2.0	0
Polyethylene terephthalate (PET) resins		2821-32122	12/92	105.2	[3]	[3]	[3]	[3]
Other saturated polyester resins, incl. polybutylene terephthalate (PBT)		2821-32144	12/92	100.0	100.0	100.0	0	0
Low density polyethylene resins		2821-331	12/80	114.4	108.9	[3]	[3]	[3]
For film and sheeting		2821-33101	12/80	99.7	93.4	[3]	[3]	[3]
For all other uses including injection molding and extrusion coating		2821-33104	12/80	143.8	140.1	[3]	[3]	[3]
High density polyethylene resins		2821-341	12/80	100.9	99.0	99.5	3.5	.5
For all other uses		2821-34102	12/86	109.8	108.6	109.5	3.9	.8
Polypropylene resins		2821-351	12/80	111.1	109.8	110.2	-3.0	.4
For injection molding		2821-35101	12/80	118.0	114.5	113.9	-6.0	-.5
For fiber and filaments		2821-35102	12/80	102.6	101.2	101.2	-3.7	0
For all other uses		2821-35103	12/80	108.7	108.7	110.2	-.5	1.4
Styrene plastics materials		2821-361	12/80	118.0	116.0	120.6	-1.9	4.0
Straight polystyrene resins		2821-36101	12/80	115.9	114.0	[3]	[3]	[3]
Acrylonitrile Butadiene Styrene (ABS) resin		2821-36103	12/80	[3]	[3]	[3]	[3]	[3]
All other styrene plastic materials including styrene acrylonitrile (SAN)		2821-36104	04/82	107.4	107.4	112.1	1.5	4.4
Vinyl and vinylidene resins		2821-371	12/80	110.1	114.4	116.9	9.4	2.2
Polyvinyl chloride		2821-37101	12/80	107.7	112.8	115.8	11.2	2.7
All other vinyl and vinylidene resins, incl. dispersion		2821-37104	01/92	104.1	105.0	105.2	2.0	.2
Other engineering thermoplastic resins		2821-381	12/81	110.7	109.8	109.3	5.1	-.5
Other non-engineering thermoplastic resins		2821-399	12/80	145.2	139.1	140.0	-.1	.6
Thermosetting resins		2821-4	12/80	138.4	137.7	138.0	.3	.2
Alkyd resins		2821-401	12/86	126.2	127.7	127.5	1.0	-.2

See footnotes at end of table.

Digitized for FRASER
http://fraser.stlouisfed.org/
Federal Reserve Bank of St. Louis

Table 5. Producer price indexes for the net output of selected industries and their products—Continued

Industry and product[1]	Industry code	Product code	Index base	Index			Unadjusted percent change to Apr. 1994 from —	
				Dec. 1993[2]	Mar. 1994[2]	Apr. 1994[2]	Apr. 1993	Mar. 1994
Plastic materials and resins—Continued								
Epoxy resins		2821-411	12/92	101.4	103.9	102.5	2.5	-1.3
Phenolic and other tar acid resins		2821-421	12/80	141.4	137.2	140.2	.6	2.2
All other phenolic and other tar acid resins		2821-42102	12/80	140.9	136.4	139.6	.6	2.3
Polyester resins, unsaturated		2821-431	12/80	118.1	116.0	116.8	-1.1	.7
Urea formaldehyde resins		2821-441	12/80	137.6	142.1	141.6	4.7	-.4
All other thermosetting resins		2821-499	12/80	143.3	144.0	142.6	-.3	-1.0
Secondary products and miscellaneous receipts		2821-SM						
Secondary products		2821-S	12/80	178.2	179.6	179.6	1.2	0
Synthetic rubber	2822		06/81	109.6	108.3	108.6	-.2	.3
Primary products		2822-P	06/81	110.0	108.4	108.4	-.6	0
Styrene butadiene (SBR)		2822-1	06/81	93.5	89.7	88.8	-4.2	-1.0
Styrene butadiene - solid		2822-111	06/81	94.2	90.4	89.5	-2.4	-1.0
Polybutadiene		2822-2	06/81	77.3	75.6	75.6	1.2	0
Other synthetic elastomers		2822-8	06/81	[3]	[3]	[3]	[3]	[3]
Secondary products and miscellaneous receipts		2822-SM						
Secondary products		2822-S	06/81	115.8	115.8	[3]	[3]	[3]
Cellulosic manmade fibers	2823		06/84	126.0	119.4	[3]	[3]	[3]
Primary products		2823-P	06/84	126.0	119.4	[3]	[3]	[3]
Noncellulosic manmade fibers	2824		06/81	102.1	101.7	101.3	.3	-.4
Primary products		2824-P	06/81	103.6	103.2	102.6	.3	-.6
Nylon fibers, exc producer textured yarn		2824-1	12/89	99.4	101.2	99.1	2.4	-2.1
Yarn, exc producer textured		2824-112	06/81	116.2	119.8	119.8	6.2	0
Textile		2824-1125	06/81	112.3	111.6	[3]	[3]	[3]
Staple, tow, and fiberfill		2824-113	06/81	86.9	[3]	80.9	-5.2	[3]
Polyester fibers, exc producer textured yarn		2824-3	12/89	98.9	96.6	96.4	-2.1	-.2
Yarn, exc producer textured		2824-311	06/81	111.1	107.9	107.2	-1.7	-.6
Industrial		2824-31111	08/81	154.1	152.6	151.3	.5	-.9
Other, including high denier textile yarn		2824-31113	06/81	110.3	101.6	101.6	-7.4	0
Staple, tow and fiberfill		2824-331	06/81	101.9	100.0	100.0	-2.2	0
Staple		2824-33111	06/81	96.5	93.1	93.1	-4.2	0
Tow and fiberfill		2824-33112	12/89	100.2	100.2	100.2	0	0
Polyolefin fibers, exc producer textured yarn		2824-4	12/89	104.2	104.2	104.2	1.9	0
Yarn, exc producer textured		2824-411	12/89	106.3	106.3	106.3	2.9	0
Staple, tow, and fiberfill		2824-412	12/89	95.3	95.3	95.2	-2.7	-.1
Other fibers, exc producer textured yarn		2824-5	12/89	101.5	101.5	101.5	0	0
Producer textured yarn		2824-6	06/81	110.2	110.3	110.7	2.3	.4
Nylon		2824-612	06/81	106.5	106.6	107.1	2.4	.5
Carpet		2824-61211	06/81	105.1	103.3	[3]	[3]	[3]
Other		2824-61212	12/89	104.9	[3]	106.9	2.7	[3]
Secondary products and miscellaneous receipts		2824-SM						
Secondary products		2824-S	06/81	95.8	95.8	95.8	0	0
Drugs	283		12/84	172.5	173.8	174.6	1.4	.5
Medicinal chemicals and botanical products (in bulk)	2833		06/82	122.3	122.4	125.9	4.0	2.9
Primary products		2833-P	06/82	120.5	120.3	124.2	4.4	3.2
Synthetic organic medicinal chemicals		2833-1	06/82	119.4	119.2	123.4	3.8	3.5
Central stimulants and depressants		2833-131	06/82	72.4	75.8	74.8	7.5	-1.3
Synthetic vitamins		2833-151	02/94	198.8	[3]	[3]	[3]	[3]
All other synthetic organic medicinal chemicals		2833-161	06/82	99.6	99.0	103.5	3.9	4.5
Other medicinals and botanicals		2833-3	06/82	124.8	124.9	124.9	6.6	0
All other organic medicinals		2833-398	06/90	120.3	120.5	120.5	13.0	0
Secondary products and miscellaneous receipts		2833-SM						
Secondary products		2833-S	06/82	128.7	130.3	130.5	1.4	.2
Other secondary products		2833-SSS	06/82	125.9	127.8	127.8	1.5	0
Pharmaceutical preparations		2834-S	12/93	100.0	100.0	101.1	[3]	1.1
Pharmaceutical preparations	2834		06/81	241.7	243.9	244.4	1.7	.2
Primary products		2834-P	06/81	251.1	253.9	253.7	1.9	-.1
Pharmaceutical preparations, prescription		2834-1	06/81	276.5	280.2	279.7	1.9	-.2
Analgesics		2834-102	06/81	365.0	377.4	378.8	4.0	.4
Narcotic analgesics		2834-1021	06/81	313.7	323.7	326.9	4.2	1.0
Non-narcotic analgesics		2834-1022	08/81	383.5	397.0	397.0	3.8	0
Synthetic, including acetaminophen and anti-migraine		2834-10221	08/81	[3]	347.9	347.9	[3]	0
Aspirin, APC and related		2834-10229	10/81	484.9	[3]	[3]	[3]	[3]
Antiarthritics		2834-105	06/81	183.8	181.0	169.6	-15.3	-6.3
Anticoagulants		2834-106	06/81	[3]	154.1	154.1	[3]	0
Anticonvulsants		2834-107	06/81	356.9	[3]	[3]	[3]	[3]
Systemic antihistamines		2834-109	06/81	394.3	400.0	400.1	2.8	0
Systemic anti-infectives		2834-111	06/81	204.6	208.6	207.0	2.9	-.8
Broad and medium spectrum antibiotics		2834-1111	06/81	183.8	186.4	186.2	3.4	-.1
Cephalosporins		2834-11111	06/81	250.4	253.3	253.2	4.2	0
Broad spectrum penicillins		2834-11112	06/81	[3]	83.7	83.7	[3]	0
Erythromycins		2834-11113	06/81	125.5	[3]	[3]	[3]	[3]
Tetracyclines		2834-11114	06/81	210.4	[3]	[3]	[3]	[3]
Other broad and medium spectrum antibiotics		2834-11119	06/81	101.7	104.7	104.7	4.0	0

See footnotes at end of table.

Digitized for FRASER
http://fraser.stlouisfed.org/
Federal Reserve Bank of St. Louis

Table 5. Producer price indexes for the net output of selected industries and their products—Continued

Industry and product[1]	Industry code	Product code	Index base	Index			Unadjusted percent change to Apr. 1994 from —	
				Dec. 1993[2]	Mar. 1994[2]	Apr. 1994[2]	Apr. 1993	Mar. 1994
Pharmaceutical preparations—Continued								
Systemic penicillins		2834-11129	08/81	196.9	(3)	(3)	(3)	(3)
Urinary antibacterials		2834-11139	06/81	350.0	348.9	348.9	2.6	0
Antispasmodic/antisecretory		2834-116	06/81	(3)	342.8	344.2	(3)	.4
Bronchial therapy		2834-118	06/81	359.0	382.5	380.3	7.4	-.6
Cancer therapy products		2834-119	06/81	442.7	449.7	452.5	3.1	.6
Cardiovascular therapy		2834-121	06/81	293.3	297.5	297.4	2.6	0
Antihypertensive drugs		2834-12119	06/81	289.9	296.3	296.3	3.6	0
Vasodilators		2834-12129	06/81	243.8	250.7	252.9	3.7	.9
Other cardiovasculars		2834-12191	06/81	303.7	304.2	303.4	1.4	-.3
CNS stimulants/antiobesity preparations		2834-123	06/81	542.4	546.1	546.1	.7	0
Cough and cold preparations		2834-125	06/81	315.3	324.7	324.4	5.9	-.1
Oral cold preparations		2834-12511	12/87	138.4	138.4	138.4	1.7	0
Other cough and cold preparations		2834-12519	12/87	(3)	146.8	145.7	(3)	-.7
Dermatological preparations		2834-126	06/81	337.4	340.7	347.5	5.9	2.0
Acne preparations		2834-12611	12/87	172.8	174.3	174.9	4.4	.3
Fungicides		2834-12619	06/81	269.4	278.1	279.2	6.0	.4
Topical anti-infectives		2834-12631	12/87	119.2	(3)	(3)	(3)	(3)
Antipruritics		2834-12641	06/81	314.3	(3)	(3)	(3)	(3)
Diabetes therapy		2834-127	06/81	203.2	203.4	203.4	2.4	0
Diuretics		2834-128	06/81	259.6	262.8	262.8	2.5	.0
Hormones		2834-135	06/81	221.9	223.2	226.2	3.8	1.3
Muscle relaxants		2834-139	06/81	308.8	294.5	285.5	-7.2	-3.1
Nutrients and supplements		2834-141	06/81	296.7	308.8	310.7	5.9	.6
Ophthalmic and otic preparations		2834-142	06/81	329.9	335.9	335.7	6.1	-.1
Psychotherapeutics		2834-144	06/81	455.5	467.9	468.1	2.9	0
Tranquilizers		2834-1441	12/87	177.3	177.6	177.9	.5	.2
Major tranquilizers		2834-14411	12/87	144.0	144.0	144.0	-.1	0
Minor tranquilizers		2834-14412	12/87	206.8	207.6	208.2	.9	.3
Antidepressants		2834-1442	12/87	182.6	190.0	190.0	4.3	0
Sedatives		2834-145	06/81	661.6	672.7	672.4	1.6	0
Tuberculosis therapy		2834-147	06/81	(3)	343.7	343.7	(3)	0
Vitamins		2834-148	06/81	197.6	199.9	202.8	4.0	1.5
B-complex		2834-14829	06/81	(3)	192.9	(3)	(3)	(3)
Other vitamins		2834-14839	12/87	(3)	145.9	148.4	(3)	1.7
Miscellaneous prescription pharmaceutical preparations		2834-198	06/81	282.2	285.7	287.1	2.6	.5
Pharmaceutical preparations, non-prescription		2834-2	06/81	194.1	195.3	195.8	2.4	.3
Analgesics, internal (except antiarthritics)		2834-201	06/81	257.7	257.7	257.6	3.8	0
Aspirin/aspirin-salicylate compounds		2834-20101	06/81	(3)	284.2	284.9	(3)	.2
Non-aspirin (including effervesent)		2834-20102	06/81	(3)	(3)	189.9	(3)	(3)
Antacids		2834-202	06/81	189.5	191.7	191.7	1.2	0
Cough and cold preparations		2834-208	06/81	219.1	220.9	220.9	2.3	0
Cough syrups, elixirs, expectorants, drops, lozenges, gums, troches		2834-20819	06/81	182.5	182.5	182.5	0	0
Cold tablets, capsules (including antihistamine cold preparations)		2834-20831	06/81	236.8	237.8	237.8	2.2	0
Decongestants		2834-20849	06/81	265.8	269.3	269.3	5.8	0
Other cough and cold preparations, inc decongestant and antihistamine mixtures		2834-20851	06/81	216.4	(3)	219.8	1.6	(3)
Dermatologicals		2834-209	06/81	187.2	187.2	185.6	.7	-.9
Antipruritics		2834-20905	12/87	109.5	(3)	(3)	(3)	(3)
Other dermatologicals		2834-20909	06/81	228.2	228.2	225.4	.1	-1.2
External analgesics and counterirritants		2834-211	06/81	(3)	124.4	124.4	0	0
Laxatives		2834-216	06/81	171.1	171.1	171.6	-2.1	.3
Nutrients and supplements		2834-217	12/87	113.7	(3)	(3)	(3)	(3)
Ophthalmic preparations		2834-218	12/87	(3)	153.1	155.3	(3)	1.4
Vitamins		2834-221	06/81	147.6	146.9	149.3	2.6	1.6
Adult multivitamins		2834-22101	06/81	143.8	141.0	143.8	.8	2.0
B-complex		2834-22102	06/81	151.9	154.0	152.5	2.3	-1.0
Other vitamins		2834-22109	06/81	155.8	158.4	160.9	6.6	1.6
Miscellaneous non-prescription pharmaceutical preparations		2834-298	06/81	200.1	202.2	202.6	1.6	.2
Pharmaceutical preparations, veterinary		2834-3	06/81	136.0	(3)	(3)	(3)	(3)
Other veterinary preparations		2834-309	12/87	152.0	(3)	(3)	(3)	(3)
Secondary products and miscellaneous receipts		2834-SM						
Miscellaneous receipts		2834-M	06/81	206.5	206.6	211.6	-3.6	2.4
Resales		2834-Z89	06/81	206.5	206.6	211.6	-3.6	2.4
Secondary products		2834-S	06/81	190.3	190.4	190.6	1.7	.1
Other secondary products		2834-SSS	06/81	210.8	(3)	(3)	(3)	(3)
Cosmetics and toiletries		2844-S	12/87	118.8	118.8	119.2	2.6	.3
In vivo and In vitro diagnostics	2835		03/80	159.0	160.4	161.1	-1.1	.4
Primary Products		2835-P	06/87	112.6	113.4	114.0	-1.6	.5
In vitro diagnostic substances		2835-1	06/91	99.5	100.5	101.2	-2.6	.7
Clinical chemistry products		2835-1A	12/93	100.0	101.1	102.0	(3)	.9
Reagents		2835-111	06/87	111.1	112.2	113.4	-.4	1.1
Standards and controls		2835-115	06/87	99.8	102.1	101.2	1.1	-.9
Blood bank products		2835-121	06/91	99.7	99.7	99.0	-.3	-.7
Hematology products		2835-125	06/87	135.5	138.3	137.4	-.1	-.7
Microbiology, serology, histology, virology, and cytology products		2835-135	06/87	123.0	123.1	123.8	-5.2	.6
Culture media		2835-141	06/91	98.1	99.4	101.6	-3.7	2.2
Other in vitro diagnostics, including coagulation products		2835-199	06/91	84.4	85.4	85.6	-17.6	.2
In vivo diagnostic substances		2835-2	06/91	98.8	(3)	(3)	(3)	(3)

See footnotes at end of table.

Digitized for FRASER
http://fraser.stlouisfed.org/
Federal Reserve Bank of St. Louis

Table 5. Producer price indexes for the net output of selected industries and their products—Continued

Industry and product[1]	Industry code	Product code	Index base	Index			Unadjusted percent change to Apr. 1994 from —	
				Dec. 1993[2]	Mar. 1994[2]	Apr. 1994[2]	Apr. 1993	Mar. 1994
In vivo and In vitro diagnostics—Continued								
Secondary products and miscellaneous receipts		2835-SM						
Miscellaneous receipts		2835-M	12/80	177.9	177.9	177.9	0.1	0
Resales		2835-Z89	06/91	101.8	101.8	101.8	.1	0
Secondary products		2835-S	03/80	173.7	178.4	178.4	1.8	0
Secondary products, except medicinal chemicals and lab. analytical instruments		2835-SSS	06/91	119.6	(3)	(3)	(3)	(3)
Laboratory analytical instruments		3826-S	06/91	97.8	(3)	(3)	(3)	(3)
Biological products, except diagnostics	2836		06/91	107.6	105.7	107.3	–.2	1.5
Primary products		2836-P	06/91	107.3	104.5	106.5	–.8	1.9
Blood and blood derivatives, for human use		2836-1	03/80	126.6	116.5	122.1	–3.9	4.8
Human blood plasma		2836-115	06/87	126.5	(3)	(3)	(3)	(3)
Other blood and blood derivatives, except those used for passive immunization		2836-121	03/80	119.5	111.9	116.4	–1.6	4.0
Other biologics for human use		2836-3	06/87	(3)	143.2	143.2	(3)	0
Allergenic extracts for human use, excluding diagnostic allergens		2836-321	03/80	(3)	304.7	304.7	(3)	0
Biologics for veterinary, industrial and other uses		2836-4	03/80	92.8	93.5	93.5	.1	0
Veterinary vaccines		2836-411	06/91	111.1	112.3	112.4	3.1	.1
Biologics for industrial and other uses		2836-431	03/87	136.0	136.1	136.1	–.7	0
Other biologics: incl. antitoxins, immune serums, blood, and allergens, except diagnostics		2836-499	06/87	139.7	139.2	139.2	4.6	0
Secondary products and miscellaneous receipts		2836-SM						
Secondary products		2836-S	06/91	112.7	117.0	117.0	4.6	.0
Pharmaceutical preparations		2834-S	06/91	(3)	118.8	118.8	5.5	0
Secondary products except pharmaceutical preparations		2836-SSS	03/92	(3)	103.2	103.2	(3)	0
Soap, detergents, and cleaning preparations, perfumes, cosmetics and other toilet preparations	284		12/84	122.9	122.7	122.7	0	0
Soap and other detergents	2841		06/83	119.9	119.3	119.4	–.3	.1
Primary products		2841-P	06/83	117.7	116.6	116.8	–.7	.2
Soap and detergents, nonhousehold		2841-1	06/83	133.4	133.7	133.9	1.1	.1
Acid-type cleaners		2841-1A	06/83	118.0	118.9	118.9	1.8	0
Metal cleaners		2841-17	06/83	117.7	117.7	117.7	2.2	0
Liquid metal cleaners		2841-177	06/83	117.7	117.7	117.7	2.2	0
Synthetic organic detergents, nonhousehold		2841-1B	06/83	138.0	138.0	138.6	1.5	.4
Dry (powders)		2841-1BA	06/89	109.1	109.1	109.8	1.9	.6
Dry (powders), anionic base		2841-141	06/83	140.9	140.9	141.6	2.1	.5
Liquid		2841-1BB	06/89	106.0	106.0	106.4	1.3	.4
Liquid, anionic base		2841-145	06/83	140.6	140.6	140.6	1.2	0
Liquid, nonionic or other base		2841-149	06/83	130.5	130.5	130.5	.8	0
Soaps, except specialty cleaners, nonhousehold		2841-1C	06/89	106.3	107.4	107.1	.7	–.3
Chips, flakes, granulated, powdered, and sprayed, incl. washing powders		2841-112	06/83	126.2	128.5	127.8	(3)	–.5
Liquid		2841-114	07/89	107.1	107.1	107.1	0	0
Other nonhousehold soap, including mechanics' hand soap		2841-119	04/85	126.6	127.0	127.0	–.1	0
Alkaline detergents, nonhousehold		2841-1D	06/83	137.5	137.5	137.7	.7	.1
Machine dishwashing compounds		2841-1DA	06/89	109.5	109.5	109.5	1.7	0
Dry		2841-123	06/83	154.2	154.2	154.2	2.7	0
Other liquid alkaline detergents		2841-125	06/83	125.8	125.8	126.2	–.6	.3
Dry alkaline detergent hard surface cleaners		2841-126	06/83	133.9	133.9	133.9	1.3	0
Household detergents		2841-2	06/83	103.7	101.9	102.0	–1.7	.1
Synthetic organic detergents, household		2841-2A	06/83	102.8	100.5	100.7	–2.2	.2
Dry		2841-2AA	06/83	119.7	118.1	118.2	–1.4	.1
Heavy duty, phosphate based		2841-224	06/83	122.5	122.5	(3)	(3)	(3)
Heavy duty, phosphate free		2841-226	09/83	98.4	90.2	90.7	–8.2	.6
Liquid		2841-2AB	06/83	77.1	73.8	74.0	–4.1	.3
Light duty		2841-231	06/83	78.9	78.9	78.9	.1	0
Heavy-duty		2841-235	06/89	81.0	71.4	72.2	–11.7	1.1
Household soap, except specialty cleaners		2841-3	06/83	146.4	146.4	146.7	–.1	.2
Toilet soaps, excluding medicated soaps		2841-311	06/83	148.3	148.3	148.3	0	0
Bars		2841-313	06/89	111.6	111.6	111.6	0	0
Secondary products and miscellaneous receipts		2841-SM						
Secondary products		2841-S	06/83	125.2	126.3	126.5	1.2	.2
All other secondary products		2841-SSS	06/83	130.3	134.1	134.1	–.2	0
Polishes and sanitation goods		2842-S	06/83	143.1	143.1	143.5	2.9	.3
Surfactants		2843-S	06/83	102.5	102.5	102.5	2.8	0
Specialty cleaning, polishing and sanitation preparations	2842		06/83	125.1	125.5	125.7	1.1	.2
Primary products		2842-P	06/83	126.7	126.7	126.8	.6	.1
Household bleaches		2842-2	06/83	128.5	128.5	128.5	1.1	0
Liquid, less than 7% chlorine or equivalent oxidizing agent		2842-243	06/83	125.2	125.2	125.2	1.3	0
Dry, less than 50% chlorine or equivalent oxidizing agent		2842-253	06/83	162.1	162.1	162.1	0	0
Specialty cleaning and sanitation products		2842-3	06/83	123.2	123.3	123.4	–.1	.1
Glass window cleaning preparations		2842-311	06/83	124.2	124.3	124.5	.2	.2
Toilet bowl cleaners and drain pipe solvents		2842-331	06/83	130.0	131.3	131.7	1.0	.3
Toilet bowl cleaners		2842-33111	06/89	98.0	98.0	98.5	–.2	.5
Drain pipe solvents		2842-33121	06/89	118.9	122.1	122.1	3.0	0
Disinfectants for uses other than agricultural		2842-332	06/83	137.4	137.3	137.3	.3	0

See footnotes at end of table.

Digitized for FRASER
http://fraser.stlouisfed.org/
Federal Reserve Bank of St. Louis

Table 5. Producer price indexes for the net output of selected industries and their products—Continued

Industry and product[1]	Industry code	Product code	Index base	Index			Unadjusted percent change to Apr. 1994 from —	
				Dec. 1993[2]	Mar. 1994[2]	Apr. 1994[2]	Apr. 1993	Mar. 1994
Specialty cleaning, polishing and sanitation preparations—Continued								
Deodorants, nonpersonal		2842-38	06/83	119.9	118.9	119.4	-2.6	0.4
Aerosol type		2842-381	11/83	99.8	99.8	101.8	-6.9	2.0
Other deodorants, nonpersonal		2842-385	06/83	122.3	120.9	120.9	-1.2	0
Household laundry aids		2842-39	06/83	122.8	(3)	(3)	(3)	(3)
Fabric softeners and rinses		2842-394	06/83	122.8	(3)	(3)	(3)	(3)
Other spec. deterg. incl. sweeping cmpds., waterless hand clnrs., ironing aids, and wall clnrs		2842-399	06/89	109.0	109.4	109.2	0	-.2
Polishing preparations and related products		2842-4	06/83	135.6	135.5	135.7	2.3	.1
Automobile body polishes and cleaners		2842-411	06/83	114.0	114.0	(3)	(3)	(3)
Furniture polishes and cleaners		2842-415	06/83	152.7	154.6	(3)	(3)	(3)
Floor polish		2842-42	06/83	123.5	123.5	123.5	1.1	0
Water emulsion		2842-421	06/83	119.9	(3)	(3)	(3)	(3)
Liquid (other than water emulsion)		2842-423	07/83	143.7	(3)	144.2	.3	(3)
Leather dressings and finishes, excluding shoe polish		2842-463	06/89	102.3	102.3	102.3	0	0
Related products, including metal polish and polishing cloths and papers		2842-498	06/83	153.0	157.7	157.7	4.1	0
Secondary products and miscellaneous receipts		2842-SM						
Miscellaneous receipts		2842-M	06/83	100.1	100.1	100.1	.7	0
Resales		2842-Z89	06/83	100.1	100.1	100.1	.7	0
Secondary products		2842-S	06/83	131.7	133.1	133.7	2.6	.5
Soap and other detergents		2841-S	06/83	140.7	141.1	141.1	2.7	.0
All other secondary products		2842-SSS	06/83	116.1	116.6	118.5	3.0	1.6
Agricultural chemicals, n.e.c.		2879-S	06/83	137.3	142.7	142.7	1.9	0
Surface-active agents	2843		12/83	133.1	133.5	133.4	1.6	-.1
Primary products		2843-P	12/83	138.1	138.6	138.5	1.3	-.1
Textile and leather assistants and finishes		2843-1	12/83	126.2	126.8	126.8	1.4	0
Assistants		2843-13	12/83	127.2	128.3	128.3	1.5	0
Textile		2843-131	12/83	130.1	131.4	131.3	1.5	-.1
Leather		2843-135	12/83	114.6	115.2	115.2	1.4	0
Finishes		2843-16	12/83	125.5	125.5	125.5	1.2	0
Textile		2843-161	12/83	121.4	121.4	121.4	0	0
Bulk surface-active agents (surfactants)		2843-5	12/83	141.2	141.7	141.5	1.3	-.1
Anionic		2843-53	12/83	134.0	134.0	134.0	0	0
Sulfonic acids		2843-535	03/84	150.5	150.5	150.5	.1	0
Sulfuric acid esters		2843-537	12/83	123.4	(3)	123.4	0	(3)
Other anionic surfactants		2843-539	12/83	159.3	159.3	159.3	.6	0
Cationic		2843-55	12/83	124.3	125.9	125.7	1.6	-.2
Nonionic		2843-57	12/83	153.2	153.6	153.3	2.1	-.2
Carboxylic acid amides		2843-571	07/89	100.4	100.8	100.8	.4	0
Other nonionic surfactants		2843-579	12/83	139.6	137.4	141.4	5.1	2.9
Secondary products		2843-S	12/83	113.1	113.0	113.0	2.7	0
Toilet preparations	2844		03/80	166.8	166.4	166.2	-.6	-.1
Primary products		2844-P	03/80	166.2	165.8	165.6	-.9	-.1
Shaving preparations		2844-1	03/80	153.7	153.7	153.7	-.5	0
Aftershave preparations		2844-156	03/80	143.9	143.9	143.9	-.6	0
Perfume, toilet water, and cologne		2844-2	03/80	172.8	169.6	164.9	-4.7	-2.8
Perfume		2844-2A	03/80	161.4	162.1	162.1	1.4	0
Perfume oil mixtures and blends		2844-211	03/80	153.6	153.6	153.6	1.3	0
Liquid and solid perfume		2844-223	03/80	174.8	176.3	176.3	1.6	0
Cologne and toilet water		2844-232	03/80	178.8	173.2	165.7	-8.0	-4.3
Cologne		2844-23201	12/86	115.8	109.1	101.5	-13.6	-7.0
Toilet water		2844-23202	12/86	149.5	152.3	152.3	2.3	0
Hair preparations		2844-3	03/80	161.9	162.6	163.1	.7	.3
Hair tonics and rinses		2844-3A	03/80	143.2	143.6	143.6	.6	0
Hair tonics (including conditioners)		2844-321	03/80	137.0	137.5	137.5	.7	0
Hair dressings and sprays		2844-3B	03/80	163.5	164.7	163.5	-.2	-.7
Hair dressings		2844-341	03/80	172.8	170.4	169.0	-1.6	-.8
Hair sprays		2844-36A	12/80	130.3	131.5	130.5	-.2	-.8
Aerosol hair sprays		2844-363	03/80	162.7	164.9	163.1	-.2	-1.1
Shampoos		2844-31	03/80	114.5	116.0	115.8	1.2	-.2
Synthetic organic detergent		2844-31A	03/80	109.6	111.4	111.1	1.6	-.3
Liquid synthetic organic detergent		2844-316	03/80	105.5	107.3	107.1	1.6	-.2
Permanents - both home and commercial		2844-337	03/80	167.7	167.9	177.0	5.2	5.4
Hair coloring preparations		2844-351	03/80	224.9	224.9	224.9	0	0
Other hair preparations		2844-398	08/89	113.1	109.0	113.1	0	3.8
Dentifrices		2844-4	03/80	138.9	138.9	140.1	-3.5	.9
Toothpaste		2844-421	03/80	136.3	136.3	138.4	-.1	1.5
Other oral hygiene products		2844-498	12/86	123.0	123.0	(3)	(3)	(3)
Other cosmetics and toilet preparations		2844-5	03/80	172.4	172.9	174.1	.5	.7
Creams and lotions		2844-51	03/80	169.3	169.2	169.3	-.2	.1
Creams		2844-51A	03/80	185.1	186.1	186.1	.8	0
Cleansing creams		2844-511	03/80	220.7	222.2	222.2	.7	0
Foundation creams		2844-512	03/80	168.8	170.8	170.8	1.2	0
Lubricating creams, including hormone creams		2844-513	03/80	194.8	194.8	194.8	.8	0
Other creams		2844-514	03/80	157.8	158.2	158.2	.3	0
Lotions and oils		2844-51B	03/80	154.9	154.0	154.0	-1.4	0
Cleansing lotions		2844-516	03/80	121.0	117.0	117.0	-3.3	0

See footnotes at end of table.

Digitized for FRASER
http://fraser.stlouisfed.org/
Federal Reserve Bank of St. Louis

Table 5. Producer price indexes for the net output of selected industries and their products—Continued

Industry and product[1]	Industry code	Product code	Index base	Index			Unadjusted percent change to Apr. 1994 from —	
				Dec. 1993[2]	Mar. 1994[2]	Apr. 1994[2]	Apr. 1993	Mar. 1994
Toilet preparations—Continued								
Other lotions & oils, including petroleum jellies but excluding hair, aftershave & bath oils		2844-519	03/80	126.7	124.8	125.3	-7.7	0.4
Cosmetics		2844-52A	03/80	181.9	177.4	184.7	1.3	4.1
Lip preparations (lipstick, lip gloss, etc.)		2844-521	03/80	157.6	142.0	158.9	.8	11.9
Blushers (rouges), excluding lip rouge		2844-522	03/80	157.8	158.2	158.2	.3	0
Eye preparations (mascara, eye shadows, eye liners, eye creams, etc.)		2844-523	03/80	213.8	219.2	219.2	2.0	0
Deodorants		2844-52B	03/80	178.9	180.9	179.3	.6	-.9
Underarm deodorants		2844-52C	03/80	172.4	174.4	172.8	.6	-.9
Liquid, cream and roll-on deodorants		2844-528	03/80	143.5	145.1	141.6	-1.3	-2.4
Manicure preparations		2844-53	03/80	150.8	(3)	(3)	(3)	(3)
Powders		2844-54	03/80	184.9	189.7	189.7	2.6	0
Face powders		2844-543	03/80	180.7	182.4	182.4	.9	0
Bath oils and salts		2844-56						
Bath oils and salts		2844-561	03/80	(3)	(3)	(3)	(3)	(3)
Other cosmetics and toilet preparations		2844-59	12/80	134.1	143.0	143.0	6.8	0
Secondary products and miscellaneous receipts		2844-SM						
Miscellaneous receipts		2844-M	03/80	122.3	122.3	122.3	2.2	0
Resales		2844-Z89	12/80	122.7	122.7	122.7	2.3	0
Secondary products		2844-S	03/80	271.7	268.9	269.0	0	0
Paints and allied products	285		06/83	134.3	135.3	135.4	1.4	.1
Paints and Allied Products	2851		06/83	134.3	135.3	135.4	1.4	.1
Primary products		2851-P	06/83	132.9	133.7	133.9	1.4	.1
Architectural coatings, including architectural lacquers		2851-1	06/83	139.9	140.0	140.2	1.1	.1
Exterior		2851-1A	06/83	132.2	132.1	132.0	.3	-.1
Solvent-type		2851-1AA	06/83	139.5	139.9	140.0	1.2	.1
Paints and tinting bases, including barn and roof paints		2851-112	12/88	114.4	114.9	114.9	1.5	.0
Stains, including shingle and shake		2851-137	06/83	141.5	141.9	141.9	2.3	0
Water-type		2851-1AB	06/83	126.1	125.5	125.3	-.5	-.2
Paints and tinting bases, including barn and roof paints		2851-141	12/88	116.3	115.7	115.5	-.5	-.2
Interior		2851-1B	06/83	146.9	147.2	147.7	1.8	.3
Solvent-type		2851-1BA	06/83	145.5	147.6	147.6	3.5	0
Semigloss, eggshell and satin paints and tinting bases		2851-169	06/83	150.4	150.2	150.2	1.3	0
Clear finishes		2851-175	12/88	110.1	113.5	113.5	3.1	0
Water-type		2851-18	06/83	147.6	147.0	147.7	.9	.5
Flat paints and tinting bases		2851-181	06/83	150.3	150.2	150.4	.8	.1
Semigloss, eggshell and satin paints and tinting bases		2851-183	06/83	142.2	141.7	142.3	1.3	.4
Other interior water thinned coatings		2851-188	12/88	123.5	119.5	123.5	.9	3.3
Product finishes for original equipment manufacturers (OEM), excluding marine coatings		2851-2	06/83	120.7	120.8	121.0	.7	.2
Transportation finishes, except powdered and high-solids coatings		2851-2A	06/83	124.9	125.5	125.5	-1.2	0
Automobile finishes		2851-222	06/83	123.7	124.1	124.1	-2.5	0
Other transportation equipment finishes, including aircraft and railroad		2851-225	12/88	121.6	123.7	123.7	1.7	0
Wood finishes		2851-2B	06/83	117.4	117.6	119.5	1.8	1.6
Wood furniture, cabinet, and fixture finishes		2851-237	06/83	121.8	121.6	124.1	1.9	2.1
Wood and composition board flat stock finishes		2851-239	12/88	108.5	110.0	110.0	1.4	0
Appliance, heating and air conditioner finishes		2851-235	06/83	100.0	103.9	100.8	.8	-3.0
Sheet, strip and coil coatings, including sidings, excluding containers		2851-241	06/83	116.5	116.5	116.5	0	0
Container and closure finishes		2851-243	06/83	107.5	106.5	107.5	-.6	.9
Machinery and equipment finishes, including road building and farm implement		2851-247	06/83	151.3	151.3	151.3	3.6	0
Metal furniture and fixture finishes		2851-249	06/83	113.5	113.5	113.5	0	0
High-solids finishes (over 62.5 percent solids)		2851-254	06/83	146.3	146.3	146.3	5.6	0
Other product finishes, except semi-manufactured (e.g. pigment dispersions, and ink vehicles)		2851-267	12/88	110.4	110.2	110.2	.3	0
Special purpose coatings, including all marine coatings		2851-3	06/83	137.9	140.6	140.5	2.3	-.1
Industrial maintainance paints (specially formulated)		2851-3A	06/83	135.4	137.2	137.2	1.0	0
Interior		2851-301	06/83	149.8	151.4	151.0	.8	-.3
Exterior		2851-305	06/83	127.6	129.7	129.8	1.1	.1
Automotive and machinery refinish coatings		2851-3BA	06/83	153.3	157.7	157.7	3.2	0
Paints and enamels, except laquers		2851-314	06/83	158.2	163.3	163.3	3.8	0
Primers and undercoaters		2851-316	06/83	164.2	167.9	167.9	2.3	0
Lacquers		2851-327	06/83	135.5	138.8	138.8	2.4	0
Marine paints and enamels (shelf goods and specially formulated, excluding spar varnish)		2851-315	12/88	119.9	(3)	120.1	.7	(3)
Aerosol paints		2851-33	07/83	118.4	119.5	119.5	2.2	0
Other special purpose coatings		2851-398	12/88	109.5	111.0	111.0	4.6	0
Miscellaneous allied paint products		2851-5	12/88	118.2	120.9	120.8	3.0	-.1
Thinners for dopes & lacquers & oleoresinous thinners, inc. mixtures & proprietary thinners		2851-531	06/83	144.2	146.3	146.3	1.5	0
Misc. related products, inc. brush cleaners, nonpressure wood preservatives, putty, etc.		2851-598	12/88	111.6	115.8	115.6	3.6	-.2
Secondary products and miscellaneous receipts		2851-SM						
Miscellaneous receipts		2851-M	06/83	144.1	146.8	146.8	1.9	0
Resales		2851-Z89	06/83	145.0	147.6	147.6	1.8	0

See footnotes at end of table.

Digitized for FRASER
http://fraser.stlouisfed.org/
Federal Reserve Bank of St. Louis

Table 5. Producer price indexes for the net output of selected industries and their products—Continued

Industry and product[1]	Industry code	Product code	Index base	Index			Unadjusted percent change to Apr. 1994 from —	
				Dec. 1993[2]	Mar. 1994[2]	Apr. 1994[2]	Apr. 1993	Mar. 1994
Paints and Allied Products—Continued								
Secondary products		2851-S	06/83	148.5	150.9	150.9	1.6	0
Other secondary products		2851-SSSSS	06/83	125.8	(3)	(3)	(3)	(3)
Adhesives and sealants		2891-S	12/88	112.4	116.5	116.5	3.6	0
Industrial organic chemicals	286		12/84	119.9	118.7	119.4	-5.0	.6
Gum and wood chemicals	2861		06/84	135.0	132.5	133.3	6.1	.6
Primary products		2861-P	06/84	126.6	123.5	124.5	3.7	.8
Other gum and wood chemicals		2861-2	06/84	125.0	125.6	126.9	8.7	1.0
Hardwood distillation products		2861-25	06/84	129.5	129.6	129.6	3.0	0
Charcoal briquets, including blends with lignite or other materials		2861-255	06/84	129.6	129.6	129.6	3.0	0
Tall oils		2861-29	06/84	102.7	103.6	105.6	13.9	1.9
Other tall oil derivatives, including rosin acid salts, except tall oil fatty acids		2861-298	06/84	101.3	106.0	106.0	4.6	0
Cyclic (coal tar) crudes and intermediates, organic dyes and pigments	2865		12/82	116.2	114.6	115.7	-1.5	1.0
Primary products		2865-P	12/82	118.2	117.3	118.2	-1.3	.8
Cyclic intermediates		2865-1	12/82	114.4	113.3	114.9	-.9	1.4
Other cyclic intermediates		2865-199	12/82	125.9	124.4	124.9	-1.8	.4
Miscellaneous other cyclic intermediates		2865-19999	12/82	118.3	117.7	117.9	-.8	.2
Synthetic organic dyes		2865-2						
Synthetic organic dyes		2865-299	12/82	140.2	139.4	138.3	-1.8	-.8
Synthetic organic pigments (lakes and toners)		2865-3	12/82	138.2	138.0	138.1	-.4	.1
Phthalocyanine blue (Blue 15)		2865-31111	12/82	152.8	152.8	152.8	-.4	0
Other synthetic organic pigments		2865-31199	12/82	134.8	134.5	134.6	-.4	.1
Secondary products and miscellaneous receipts		2865-SM						
Miscellaneous receipts		2865-M	12/82	156.2	125.9	167.4	-4.7	33.0
Resales		2865-Z89	12/82	156.2	125.9	167.4	-4.7	33.0
Secondary products		2865-S	12/82	110.5	110.5	108.1	-1.5	-2.2
Industrial organic chemicals, n.e.c.		2869-S	12/82	111.0	108.0	107.7	-11.7	-.3
Industrial organic chemicals, n.e.c.	2869		12/82	119.1	117.6	117.7	-8.0	.1
Primary products		2869-P	12/82	121.3	121.0	121.3	-2.1	.2
Synthetic organic chemicals, n.e.c.		2869-3	12/82	100.3	99.7	99.5	-1.6	-.2
Flavor and perfume materials		2869-311	12/82	107.7	107.7	107.7	.2	0
Chemical compounds, mixed		2869-31112	12/82	124.0	124.0	(3)	(3)	(3)
Rubber processing chemicals		2869-331	12/82	130.4	(3)	127.2	-3.3	(3)
Plasticizers		2869-351	12/82	79.3	79.3	(3)	(3)	(3)
Other plasticizers		2869-35199	12/82	78.6	78.6	(3)	(3)	(3)
Ethyl alcohol and other industrial organic chemicals, n.e.c.		2869-5	12/82	111.9	112.7	113.7	1.4	.9
Ethyl alcohol		2869-512	12/82	106.3	104.7	(3)	(3)	(3)
Denatured (special or complete) ethyl alcohol		2869-51212	12/82	115.3	115.2	(3)	(3)	(3)
Other industrial organic chemicals, n.e.c.		2869-599	12/82	108.1	110.2	112.0	2.9	1.6
Ethylene		2869-59912	12/82	113.2	115.0	117.4	2.3	2.1
Propylene, chemical		2869-59913	07/87	74.0	76.1	81.8	.5	7.5
Miscellaneous other industrial organic chemicals, n.e.c.		2869-59999	12/82	121.4	126.9	127.3	5.6	.3
Miscellaneous end-use chemicals and chemical products, excluding urea		2869-6	12/82	118.3	118.7	118.6	.1	-.1
Other miscellaneous end-use chemicals and chemical products, excluding urea		2869-699	12/82	135.3	136.8	136.6	1.9	-.1
Miscellaneous cyclic and acyclic chemicals and chemical products		2869-7	12/82	122.8	122.0	122.2	-3.3	.2
Acetic acid		2869-721	06/87	165.7	(3)	(3)	(3)	(3)
Formaldehyde		2869-738	12/82	118.5	128.4	133.2	27.2	3.7
Propylene glycol		2869-747	12/82	98.9	98.9	98.9	0	0
Alcohols, synthetic, monohydric		2869-754	12/82	148.2	151.8	150.3	10.0	-1.0
Other miscellaneous cyclic and acyclic chemicals and chemical products		2869-799	12/82	107.3	102.9	103.6	-10.1	.7
Secondary products and miscellaneous receipts		2869-SM						
Secondary products		2869-S	12/82	112.0	108.5	107.2	-19.3	-1.2
Plastic materials and resins		2821-S	12/82	100.0	99.6	100.0	-7.2	.4
Cyclic crudes and intermediates, organic dyes and pigments		2865-S	12/82	107.2	110.9	115.4	.5	4.1
Other secondary products		2869-SSS	12/82	122.3	113.5	108.3	-31.4	-4.6
Agricultural chemicals	287		12/84	112.4	116.0	118.1	7.8	1.8
Nitrogenous fertilizers	2873		12/79	121.9	129.5	133.6	6.4	3.2
Primary products		2873-P	12/79	117.6	125.2	129.4	9.3	3.4
Synthetic ammonia, nitric acid and ammonium compounds		2873-1	12/79	124.4	132.8	138.2	12.3	4.1
Nitrate (100% NH4NO3)		2873-1A	12/79	114.5	118.8	124.9	4.9	5.1
Nitrate for fertilizer use		2873-15A	12/80	97.5	103.9	111.0	8.3	6.8
Solid nitrate		2873-152	12/79	110.7	119.5	128.4	10.3	7.4
Explosive nitrate and other uses		2873-153	06/81	105.0	104.5	106.8	1.1	2.2
Nitrogen solutions and other ammonium compounds		2873-1B	12/79	112.5	118.5	120.7	6.8	1.9
Nitrogen solutions, including mixtures containing urea (100%N)		2873-155	12/79	121.0	127.4	130.0	6.0	2.0
Nitric acid		2873-111	12/93	100.0	100.0	100.8	(3)	.8
Anhydrous and aqua ammonia		2873-13	12/79	137.0	149.7	157.3	19.6	5.1
Anhydrous ammonia		2873-131	12/79	137.0	149.7	157.3	19.6	5.1

See footnotes at end of table.

Digitized for FRASER
http://fraser.stlouisfed.org/
Federal Reserve Bank of St. Louis

Table 5. Producer price indexes for the net output of selected industries and their products—Continued

Industry and product[1]	Industry code	Product code	Index base	Index			Unadjusted percent change to Apr. 1994 from —	
				Dec. 1993[2]	Mar. 1994[2]	Apr. 1994[2]	Apr. 1993	Mar. 1994
Nitrogenous fertilizers—Continued								
Urea		2873-2	12/79	90.9	96.0	97.0	-2.8	1.0
Fertilizer material of organic origin		2873-3	06/86	107.0	(3)	(3)	(3)	(3)
Secondary products and miscellaneous receipts		2873-SM						
Secondary products		2873-S	12/79	151.2	151.7	148.7	-6.4	-2.0
Phosphatic fertilizers	2874		12/79	104.9	111.9	115.7	20.1	3.4
Primary products		2874-P	12/79	95.4	102.6	107.0	22.8	4.3
Phosphoric acid		2874-1	12/79	(3)	110.4	112.0	(3)	1.4
Phosphoric acid from other sources (phosphate rock, etc.)		2874-185	06/86	(3)	93.1	94.3	(3)	1.3
Superphosphoric		2874-18522	06/86	(3)	86.0	91.4	(3)	6.3
Superphosphate and other phosphatic fertilizer materials		2874-2	12/79	89.5	97.9	103.7	31.9	5.9
Ammonium phosphates and other phosphatic fertilizer materials		2874-2B	12/79	89.3	97.9	104.4	34.2	6.6
Ammonium phosphates		2874-251	12/79	89.9	98.6	105.2	34.4	6.7
Mixed fertilizers (produced from one or more materials made in the same plant)		2874-4	12/79	113.9	(3)	(3)	(3)	(3)
Fertilizers, mixing only	2875		12/79	124.8	128.4	131.0	6.6	2.0
Primary products		2875-P	12/79	122.4	125.8	129.0	6.0	2.5
Mixed fertilizers (made by plants which do not manufacture phosphatic fertilizer materials)		2875-4	06/86	108.7	111.8	114.6	6.0	2.5
Solid, bulk		2875-411	06/86	106.7	110.9	114.8	9.8	3.5
Solid, bagged		2875-421	06/86	113.3	113.6	114.2	-.8	.5
Fluid		2875-431	06/86	102.6	106.0	108.4	8.2	2.3
Secondary products and miscellaneous receipts		2875-SM						
Miscellaneous receipts		2875-M	12/79	130.5	134.8	134.8	8.0	0
Resales		2875-Z89	12/79	130.2	134.5	134.5	8.0	0
Secondary products		2875-S	12/79	143.2	146.3	164.3	19.8	12.3
Secondary products		2875-SS	12/79	143.2	(3)	(3)	(3)	(3)
Agricultural chemicals, n.e.c.	2879		06/82	129.3	130.4	131.3	4.0	.7
Primary products		2879-P	06/82	135.8	137.2	138.4	4.9	.9
Insecticidal preparations primarily for agricultural, garden or health service use		2879-5	06/82	153.9	155.8	157.9	9.4	1.3
Containing organic compounds		2879-525	06/82	152.8	154.7	156.9	10.0	1.4
Carbamate preparations		2879-52531	06/82	156.9	160.8	162.8	6.4	1.2
Organo-phosphate preparations		2879-52541	06/82	160.4	161.3	164.4	12.5	1.9
Other organic preparations		2879-52579	06/82	92.5	92.5	92.5	5.2	0
Herbicidal preparations primarily for agricultural, garden or health services use		2879-6	06/82	126.8	127.9	129.1	2.6	.9
Containing organic compounds		2879-625	06/82	128.3	129.4	130.7	2.7	1.0
Phenoxy compound preparations		2879-62541	06/82	(3)	139.2	139.2	(3)	0
Urea preparations		2879-62561	10/82	116.8	(3)	(3)	(3)	(3)
Triazine preparations		2879-62565	06/82	(3)	143.4	148.8	(3)	3.8
Other organic preparations		2879-62579	06/82	105.6	107.7	107.6	0	-.1
Fungicidal preparations primarily for agricultural, garden or health service use		2879-7	06/82	117.9	120.1	120.5	3.5	.3
Containing organic compounds		2879-725	06/82	125.8	128.4	128.8	3.9	.3
Other pesticidal preparations primarily for agricultural, garden or health service use		2879-8	06/82	137.4	137.4	137.4	1.6	0
All other pesticidal preparations primarily for agricultural, garden or health service use		2879-898	06/82	130.8	130.8	130.8	.2	0
Household pesticidal preparations		2879-9	06/82	(3)	131.6	131.6	(3)	0
Insecticides for crawling insects, excluding fumigants		2879-91	06/82	(3)	132.8	132.8	(3)	0
Nonaerosols		2879-915	12/93	100.0	102.3	102.3	(3)	0
Insecticides for flying insects, except fumigants		2879-92	12/93	100.0	100.0	100.0	(3)	0
Repellants & attractants for insects, birds, fish, and other animals		2879-997	08/92	(3)	(3)	(3)	(3)	(3)
Secondary products and miscellaneous receipts		2879-SM						
Secondary products		2879-S	06/82	104.0	104.0	(3)	(3)	(3)
Secondary products		2879-SS	06/82	104.0	(3)	(3)	(3)	(3)
Miscellaneous chemical products	289		12/84	127.2	128.6	128.9	1.6	.2
Adhesives and sealants	2891		12/83	133.1	134.4	134.8	1.7	.3
Primary products		2891-P	12/83	130.1	131.9	132.3	1.9	.3
Natural base glues and adhesives		2891-3	12/83	121.9	122.7	124.3	1.3	1.3
Synthetic resin and rubber adhesives, including cellulose, nitrocellulose, etc		2891-4	12/83	131.3	133.8	134.3	2.4	.4
Epoxy adhesives		2891-411	12/83	143.1	144.0	145.5	1.7	1.0
Vinyl type adhesives		2891-44	12/83	125.7	128.2	128.6	.1	.3
Polyvinyl acetate, latex type		2891-441	12/83	136.0	139.6	140.2	.1	.4
Other vinyl polymer type adhesives		2891-447	12/83	114.3	114.3	114.3	0	0
Acrylic adhesives		2891-453	12/83	126.3	126.3	126.3	1.2	0
Polyester adhesives		2891-455	01/84	118.0	118.0	118.0	.7	0
Hot melt adhesives, including nylon, polyolefin, and other hot melts		2891-465	12/83	143.7	144.8	142.9	.6	-1.3
Adhesive films, all types, including pressure sensitive structural and nonstructural		2891-471	06/90	103.4	(3)	104.8	3.7	(3)
Rubber and synthetic resin combinations		2891-478	12/83	135.7	138.5	140.0	2.6	1.1
Other synthetic resin and rubber adhesives, including cellulose, nitrocellose, etc.		2891-489	06/90	102.9	100.7	103.6	.2	2.9

See footnotes at end of table.

Digitized for FRASER
http://fraser.stlouisfed.org/
Federal Reserve Bank of St. Louis

Table 5. Producer price indexes for the net output of selected industries and their products—Continued

Industry and product[1]	Industry code	Product code	Index base	Index			Unadjusted percent change to Apr. 1994 from —	
				Dec. 1993[2]	Mar. 1994[2]	Apr. 1994[2]	Apr. 1993	Mar. 1994
Adhesives and sealants—Continued								
Caulking compounds and sealants		2891-5	12/83	129.2	129.3	129.3	0.7	0
Synthetic base		2891-56	12/83	128.1	128.2	128.2	.9	0
General performance sealants (PVAC, butyl, vinyl, acrylic, neoprene, etc.)		2891-566	12/83	117.5	117.7	117.8	2.3	.1
Special performance sealants (epoxy, urethane, polysulfide, silicone, etc.)		2891-567	12/83	136.9	137.0	137.0	-.1	0
Secondary products and miscellaneous receipts		2891-SM						
Secondary products		2891-S	12/83	131.1	133.2	133.6	3.1	.3
Paints, varnishes, lacquers, enamels, and allied products		2851-S	01/84	127.0	127.0	127.0	0	0
Other secondary products		2891-SSS	12/83	132.1	135.7	136.5	5.2	.6
Chemicals and chemical preparations, n.e.c.		2899-S	02/84	135.3	135.3	135.3	0	0
Explosives	2892		12/80	209.4	216.9	217.9	7.3	.5
Primary products		2892-P	12/80	157.5	165.9	168.5	3.1	1.6
Explosives, propellants, and blasting accessories (not manufactured in GOCOs)		2892-1	12/80	158.5	167.0	169.6	3.2	1.6
Industrial explosives		2892-11	12/80	144.7	158.2	162.3	7.6	2.6
Other industrial explosives		2892-127	06/88	105.9	113.8	113.8	7.5	0
Propellants		2892-133						
Blasting accessories		2892-15	12/80	158.2	159.3	159.3	-8.1	.0
Other blasting accessories (squibs, ignitors, fuse, nonelectric blasting caps, n.e.c.)		2892-155	06/88	100.5	100.5	100.5	-2.7	0
Other explosives (military detonators, jet starters, fuse and explosive assemblies, etc.)		2892-171	06/88	[3]	[3]	101.5	[3]	[3]
Secondary products and miscellaneous receipts		2892-SM						
Miscellaneous receipts		2892-M	12/80	422.2	431.2	429.4	11.2	-.4
Contract work and other miscellaneous receipts		2892-XY9	06/88	182.9	186.3	185.4	12.0	-.5
Contract work performed by government owned company operated establishments (GOCOs)		2892-Y66	06/88	182.9	186.3	185.4	12.0	-.5
Resales		2892-Z89	12/80	290.7	303.8	304.3	4.7	.2
Printing ink	2893		06/84	128.0	127.6	127.6	-1.3	0
Primary products		2893-P	06/84	127.6	127.4	127.2	-.3	-.2
Letterpress ink (black and color)		2893-1	06/84	138.7	138.7	138.7	0	0
Packaging ink		2893-115	08/84	121.0	[3]	[3]	[3]	[3]
Lithographic and offset ink (black and color)		2893-2	06/84	127.2	126.8	126.3	-.8	-.4
Publication ink		2893-232	06/84	111.9	111.9	111.9	-1.1	0
Web type		2893-23233	12/89	107.9	107.9	107.9	-1.5	0
Sheet types		2893-23234	12/89	108.8	108.7	108.8	.6	.1
Packaging ink		2893-235	06/84	146.7	146.7	146.7	-.1	0
Web commercial type		2893-238	12/89	109.8	107.1	107.1	-1.8	0
Other lithographic and offset ink		2893-245	12/89	111.9	112.1	109.9	-.6	-2.0
Gravure ink		2893-3	06/84	127.5	127.5	127.5	0	0
Packaging ink		2893-343	06/84	152.0	152.0	152.0	0	0
Flexographic ink		2893-4	06/84	117.1	117.1	117.1	0	0
Packaging ink		2893-481	06/84	117.9	118.0	118.0	.2	0
Solvent types		2893-48182	12/89	106.6	[3]	[3]	[3]	[3]
Water types		2893-48183	12/89	103.4	103.6	103.6	.4	0
Other flexographic ink		2893-484	12/89	107.3	106.5	106.5	-1.6	0
Water types		2893-48486	12/89	109.1	107.7	107.7	-2.7	0
Printing ink, n.e.c.		2893-5	06/84	135.9	135.9	135.9	.2	0
Screen process ink		2893-585	06/84	150.5	150.5	150.5	.4	0
Miscellaneous receipts		2893-M	06/84	144.8	[3]	143.6	-18.0	[3]
Resales		2893-Z89	06/84	144.8	[3]	143.6	-18.0	[3]
Carbon black	2895		12/83	99.0	98.3	98.3	2.1	0
Primary products		2895-P	12/83	99.0	98.3	98.3	2.1	0
Carbon black		2895-111	12/83	99.0	98.3	98.3	2.1	0
Chemicals and chemical preparations, n.e.c.	2899		06/85	119.4	120.8	121.2	1.1	.3
Primary products		2899-P	06/85	119.8	120.9	120.9	.9	0
Salt, evaporated and solar		2899-1	06/85	112.8	115.3	115.0	-1.5	-.3
Evaporated salt		2899-121	06/85	112.0	115.3	114.7	-3.1	-.5
Essential oils, fireworks and pyrotechnics, sizes, and chemical preparations, n.e.c.		2899-5	06/85	122.1	123.1	123.1	1.2	0
Fireworks & pyrotechnics, incl. flares, jet fuel igniters, railroad torpedoes, toy pistol caps		2899-529	06/85	116.7	109.3	109.3	-5.9	0
Automotive chemicals		2899-53	06/85	91.2	91.5	91.2	-1.9	-.3
Antifreeze preparations		2899-532	12/87	81.2	81.2	81.2	0	0
Other automotive chemicals, including battery acid, deicing fluid, carbon remover solvents, etc.		2899-537	06/85	115.2	116.3	115.3	-4.7	-.9
Oil treating compounds (non oil base)		2899-556	06/85	159.6	166.8	166.8	4.5	0
Water treating compounds		2899-57	06/85	119.4	120.5	121.3	1.6	.7
Cooling tower compounds		2899-576	06/90	110.2	110.1	111.3	1.1	1.1
Boiler compounds		2899-577	06/85	126.5	124.9	127.5	1.1	2.1
Other water treating compounds		2899-578	06/85	118.3	122.0	122.0	2.8	0
Plating compounds		2899-591	06/85	140.1	140.3	140.1	2.0	-.1
Other industrial chemical preps., incl. fluxes, plastic wood preps., and embalming chemicals		2899-597	06/85	117.2	119.2	118.8	.6	-.3

See footnotes at end of table.

Digitized for FRASER
http://fraser.stlouisfed.org/
Federal Reserve Bank of St. Louis

Table 5. Producer price indexes for the net output of selected industries and their products—Continued

Industry and product[1]	Industry code	Product code	Index base	Index			Unadjusted percent change to Apr. 1994 from —	
				Dec. 1993[2]	Mar. 1994[2]	Apr. 1994[2]	Apr. 1993	Mar. 1994
Chemicals and chemical preparations, n.e.c.—Continued								
Secondary products and miscellaneous receipts		2899-SM						
Miscellaneous receipts		2899-M	06/85	98.8	99.4	99.4	-5.6	0
Resales		2899-Z89	06/85	113.9	114.9	114.9	2.0	0
Secondary products		2899-S	06/85	122.9	126.3	128.5	3.5	1.7
Specialty cleaning, polishing, and sanitation preparations		2842-S	06/85	119.3	123.2	123.8	3.8	.5
Industrial organic chemicals		2869-S	06/90	134.4	145.3	149.7	.1	3.0
Other secondary products		2899-SSS	06/85	116.8	115.2	117.3	4.0	1.8
Petroleum refining and related products	29		12/84	67.5	71.0	72.0	-11.2	1.4
Petroleum refining	291		06/85	64.4	68.1	69.2	-12.4	1.6
Petroleum Refining	2911		06/85	64.4	68.1	69.2	-12.4	1.6
Primary products		2911-P	06/85	65.7	69.1	70.1	-12.5	1.4
Fuels		2911-I	06/85	61.6	65.7	66.8	-12.9	1.7
Gasoline		2911-1	06/85	59.6	63.8	67.4	-12.5	5.6
Finished motor gasoline		2911-13	06/85	59.5	63.8	67.4	-12.5	5.6
Premium grades		2911-133	06/85	65.9	69.3	71.9	-12.5	3.8
Sales to jobbers, retailers and other resellers		2911-1331	06/85	65.9	69.3	71.9	-12.4	3.8
Direct sales to end users		2911-1332	06/85	68.8	69.3	73.4	-13.4	5.9
Unleaded regular		2911-134	06/85	56.1	60.6	64.5	-13.4	6.4
Sales to jobbers, retailers and other resellers		2911-1341	06/85	56.0	60.6	64.4	-13.4	6.3
Direct sales to end users		2911-1342	06/85	59.2	61.6	64.3	-13.9	4.4
Mid-premium unleaded		2911-135	12/87	90.2	96.2	101.2	-12.2	5.2
Sales to jobbers, retailers and other resellers		2911-1351	12/87	90.3	96.3	101.3	-12.1	5.2
Sales to end users		2911-1352	12/87	85.5	96.7	99.3	-15.7	2.7
Jet fuel		2911-2	06/85	66.8	64.1	62.9	-15.0	-1.9
Kerosene type jet fuel		2911-213	06/85	66.9	63.6	62.9	-16.7	-1.1
Kerosene		2911-3	06/85	59.4	68.3	67.6	-5.1	-1.0
Light fuel oil		2911-4	06/85	65.1	72.4	69.3	-12.5	-4.3
Distillates		2911-41	06/85	65.1	72.4	69.3	-12.5	-4.3
#2 fuel oil to jobbers, retailers and other resellers		2911-411	06/85	66.4	72.0	70.1	-11.4	-2.6
#2 diesel fuel		2911-413	06/85	64.1	72.6	68.4	-13.6	-5.8
Sales to jobbers, retailers and other resellers		2911-4131	06/85	62.9	73.6	68.2	-13.3	-7.3
Direct sales to end users		2911-4132	06/85	67.1	70.9	69.2	-12.6	-2.4
Other distillates, n.e.c., including #1, #2 fuel direct sales, and other distillates		2911-415	06/85	67.1	71.5	73.3	-7.1	2.5
Heavy fuel oil (residual fuel)		2911-5	06/85	61.3	63.3	58.3	-17.3	-7.9
> 1% sulfur		2911-51	06/85	58.9	61.7	56.5	-13.5	-8.4
Sales to resellers, including other refiners		2911-511	06/85	70.4	56.3	68.2	-8.1	21.1
Direct sales to end users		2911-512	06/85	(3)	(3)	44.2	-20.4	(3)
Not > 1% sulfur		2911-52	06/85	63.6	64.4	59.7	-22.0	-7.3
Sales to resellers, including other refiners		2911-521	06/85	73.2	86.5	72.6	-18.6	-16.1
Non-fuel products of petroleum refining		2911-II	06/85	97.5	95.8	96.3	-9.4	.5
Lubricating oils and greases, made in refineries		2911-7						
Lubricating and similar oils		2911-721	06/85	100.4	(3)	(3)	(3)	(3)
Asphalt, made in refineries		2911-9						
Paving grade		2911-921	06/85	58.9	56.5	56.8	-9.6	.5
Liquified refinery gases, including aliphatics (feedstock and other uses), made in refineries		2911-A	06/85	160.2	159.6	162.4	-1.1	1.8
Propane/propylene		2911-A1	06/85	151.8	152.9	161.7	1.1	5.8
Propylene		2911-A12	06/85	74.0	74.3	81.3	1.2	9.4
Chemical grade		2911-A1201	06/85	74.7	74.4	84.8	3.8	14.0
Butane/butylene		2911-A2						
Ethane/ethylene		2911-A3						
Ethylene		2911-A32	06/85	140.5	(3)	146.1	3.8	(3)
Miscellaneous petroleum refinery products, n.e.c.		2911-D	06/85	63.0	67.4	72.2	-.8	7.1
Petroleum coke, made in refineries		2911-D21	06/85	11.4	10.3	12.3	(3)	19.4
Aromatics, made in refineries		2911-D5	06/85	66.4	72.7	78.4	1.6	7.8
Benzene		2911-D52	06/85	57.9	64.4	71.1	-.6	10.4
Toluene		2911-D53	06/85	57.0	67.6	75.6	7.1	11.8
Paving and roofing materials	295		12/84	95.1	94.8	94.7	.1	-.1
Paving mixtures and block	2951		06/81	104.3	104.0	104.0	1.8	0
Primary products		2951-P	06/81	104.5	104.2	104.2	1.9	0
Emulsified asphalt, including liquid additives		2951-111	06/81	105.4	105.3	103.3	6.8	-1.9
Other liquid asphalt & tar paving materials, including cut backs		2951-112	06/81	75.8	75.8	75.8	.8	0
Asphaltic (bituminous) concrete		2951-113	06/81	109.0	108.7	109.1	1.1	.4
Other paving mixtures and blocks, including liquid additives		2951-114	06/81	76.6	(3)	74.5	-2.7	(3)
Secondary products and miscellaneous receipts		2951-SM						
Miscellaneous receipts		2951-M	06/81	83.5	83.5	83.5	0	0
Secondary products		2951-S	06/81	125.9	126.0	126.0	1.4	0
Asphalt felts and coatings	2952		06/84	98.3	98.0	97.5	-1.9	-.5
Primary products		2952-P	06/84	98.0	97.3	97.0	-2.0	-.3
Roofing asphalts and pitches, coatings and cements		2952-2	06/84	95.7	95.0	96.1	.6	1.2
Asphalt roofing coatings and cements		2952-22	12/91	102.1	101.5	102.9	.4	1.4
Fibrated asphaltic coatings		2952-221	06/84	113.1	113.1	113.1	0	0

See footnotes at end of table.

Digitized for FRASER
http://fraser.stlouisfed.org/
Federal Reserve Bank of St. Louis

Table 5. Producer price indexes for the net output of selected industries and their products—Continued

Industry and product[1]	Industry code	Product code	Index base	Index			Unadjusted percent change to Apr. 1994 from —	
				Dec. 1993[2]	Mar. 1994[2]	Apr. 1994[2]	Apr. 1993	Mar. 1994
Asphalt felts and coatings—Continued								
Nonfibrated asphaltic coatings		2952-222	06/84	106.3	104.2	107.8	-1.0	3.5
Asphaltic roofing cements		2952-223	06/84	115.7	115.7	117.0	2.9	1.1
Other roofing asphalts and pitches, coatings and cements		2952-23	06/84	95.4	94.4	94.9	1.5	.5
Prepared asphalt and tar roofing and siding products		2952-3	06/84	96.8	96.1	95.6	-2.6	-.5
Smooth-surfaced roll roofing and cap sheets		2952-31	06/84	102.3	102.3	101.7	-.4	-.6
Smooth surface, inorganic base (fiberglass)		2952-3121	06/84	101.4	101.3	101.4	.3	.1
Mineral surfaced roll roofing and cap sheets		2952-32	06/84	84.5	85.0	85.0	1.4	0
Mineral surfaced, inorganic base (fiberglass)		2952-3222	06/85	82.6	83.4	83.4	1.1	0
Shingles		2952-33	12/91	99.5	98.9	97.8	-3.0	-1.1
Shingles, inorganic base		2952-332	12/91	98.9	98.0	96.4	-3.9	-1.6
Shingles, all other weights (excluding laminated), inorganic base		2952-33209	12/91	99.9	100.0	97.6	-4.6	-2.4
Organic and/or inorganic base laminated or multi layered shingles		2952-333	12/91	103.3	104.3	104.4	-.4	.1
Saturated asphalt and tar felts		2952-35	06/84	96.4	92.2	95.7	-7.7	3.8
Ply felts, fiberglass base		2952-352	12/91	97.8	97.8	99.8	1.5	2.0
Other felts, organic base		2952-355	12/91	90.0	88.8	87.1	-12.7	-1.9
Other prepared asphalt and tar products for roofing and siding		2952-36	12/91	99.9	99.9	99.9	0	0
Secondary products and miscellaneous receipts		2952-SM						
Miscellaneous receipts		2952-M	12/91	98.1	104.1	101.3	2.1	-2.7
Resales		2952-Z89	12/91	98.1	104.1	101.3	2.1	-2.7
Secondary products		2952-S	06/84	102.2	102.2	101.0	-1.2	-1.2
Secondary products		2952-SS	12/91	101.5	101.5	100.2	-1.3	-1.3
Miscellaneous products of petroleum and coal	299		12/84	129.4	129.2	129.7	-.5	.4
Lubricating oils and greases	2992		12/80	149.6	149.8	150.5	.8	.5
Primary products		2992-P	12/80	151.4	151.6	152.3	.6	.5
Lubricating and similar oils		2992-1	12/80	153.8	154.0	154.0	-.1	0
Automotive		2992-111	12/80	162.9	162.9	162.9	-.1	0
Commercial		2992-1111	12/80	172.9	172.9	172.9	-.2	0
Commercial motor oil		2992-11111	12/80	130.7	130.7	130.7	-.3	0
Other commercial oil		2992-11112	12/80	213.7	213.7	213.7	-.1	0
Retail		2992-1112	12/80	156.3	156.3	156.3	0	0
Retail motor oil		2992-11121	12/80	136.1	136.1	136.1	0	0
Factory fill		2992-1113	11/82	139.3	139.3	139.3	1.5	0
Other factory fill oil		2992-11132	06/88	122.5	122.5	122.5	1.5	0
Industrial		2992-121	12/80	132.8	133.2	133.2	-.2	0
General industrial oil		2992-12111	12/80	130.3	130.6	130.6	-1.2	0
Industrial metalworking oil		2992-12113	12/80	126.2	126.8	127.3	1.3	.4
Industrial engine oil		2992-12114	06/88	120.7	[3]	121.3	.5	[3]
Lubricating greases		2992-2	12/80	135.8	136.1	141.3	5.5	3.8
Automotive greases		2992-231	12/80	130.0	130.3	135.2	6.4	3.8
Industrial grease		2992-232	12/80	139.4	139.6	145.1	5.1	3.9
Other greases		2992-234	06/88	132.8	133.2	133.2	-1.3	0
Secondary products and miscellaneous receipts		2992-SM						
Secondary products		2992-S	12/80	115.6	115.6	116.5	6.0	.8
Petroleum and coal products, n.e.c.	2999		12/84	110.4	108.1	107.9	-7.8	-.2
Primary products		2999-P	12/84	110.4	108.1	107.9	-7.8	-.2
Calcined petroleum coke (not made in refineries)		2999-2	12/84	114.9	111.8	111.8	-10.2	0
Other petroleum and coal products, n.e.c., incl. petroleum coke, (not made in refineries)		2999-5	12/84	51.3	50.7	48.8	[3]	-3.7
Rubber and miscellaneous plastic products	30		12/84	115.9	115.7	115.8	.4	.1
Tires and inner tubes	301		06/81	106.3	106.1	106.7	-.1	.6
Tires and inner tubes	3011		06/81	106.3	106.1	106.7	-.1	.6
Primary products		3011-P	06/81	101.2	101.1	101.7	.1	.6
Passenger car pneumatic tires		3011-1	06/81	97.8	97.5	98.1	-1.0	.6
Radials		3011-112	06/81	98.6	98.2	99.1	-1.4	.9
Highway standard service		3011-1121	06/81	99.0	98.6	99.6	-1.0	1.0
15 inch Rim diameter. Original equipment or replacement		3011-11213	06/81	93.4	93.4	93.6	-4.2	.2
All season. Original equipment or replacement		3011-11222	12/88	103.9	103.7	104.9	-.1	1.2
Truck/bus tires, including off highway		3011-2	06/81	95.1	94.8	95.9	-.5	1.2
Radials		3011-212	06/81	78.9	78.7	80.0	-.4	1.7
Light highway truck. Original equipment or replacement		3011-21211	06/81	88.4	87.7	89.0	.7	1.5
Medium/heavy highway truck. Original equipment or replacement		3011-21221	06/81	74.0	74.4	75.9	-2.2	2.0
Non-radials		3011-215	06/81	102.0	101.8	102.0	-.7	.2
Light highway truck. Original equipment or replacement		3011-21511	06/81	111.6	111.0	111.3	-1.2	.3
Other pneumatic and all solid tires		3011-3	06/81	128.0	128.4	128.1	3.7	-.2
Industrial, utility and garden tractor tires. Original equipment or replacement		3011-316	06/81	125.4	125.4	125.4	3.1	0
All other pneumatic, including bicycle. Original equipment or replacement		3011-317	06/81	131.6	133.2	133.2	.5	0
Industrial and highway - solid		3011-333	06/81	107.9	[3]	107.7	.4	[3]
Tread rubber, tire sundries, and repair materials		3011-5	06/81	119.8	119.8	119.9	.8	.1
Tread rubber		3011-511	06/81	111.2	111.2	111.2	0	0
Other tire sundries and repair materials, n.e.c.		3011-539	06/81	145.2	144.9	145.2	2.6	.2
Rubber and plastic footwear	302		12/80	124.3	124.9	125.9	1.5	.8

See footnotes at end of table.

Digitized for FRASER
http://fraser.stlouisfed.org/
Federal Reserve Bank of St. Louis

Table 5. Producer price indexes for the net output of selected industries and their products—Continued

Industry and product[1]	Industry code	Product code	Index base	Index			Unadjusted percent change to Apr. 1994 from —	
				Dec. 1993[2]	Mar. 1994[2]	Apr. 1994[2]	Apr. 1993	Mar. 1994
Rubber and plastic footwear	3021		12/80	124.3	124.9	125.9	1.5	0.8
Primary products		3021-P	12/80	130.9	131.2	132.3	1.3	.8
Rubber, plastic, and other protective footwear		3021-1	12/80	162.2	163.2	167.9	4.5	2.9
Rubber uppers		3021-1A	12/86	132.4	133.6	137.0	4.7	2.5
Lumberman, pacs, rubbers, and other footwear having rubber uppers		3021-142	12/86	132.8	133.6	136.2	3.6	1.9
Plastic and/or fabric uppers		3021-1C						
Plastic and/or fabric uppers		3021-181	12/93	100.0	100.0	103.7	[3]	3.7
Non-protective footwear cemented, vulcanized, injection molded, etc. to fabric upper		3021-3	12/86	108.2	108.2	108.2	0	0
Injection molded only		3021-305	12/93	100.0	100.1	100.1	[3]	0
Secondary products and miscellaneous receipts		3021-SM						
Secondary products		3021-S	12/80	[3]	99.0	[3]	[3]	[3]
Rubber and plastic hose and belting	304		12/81	133.9	134.6	134.8	.7	.1
Rubber and plastics hose and belting	3041		12/81	133.9	134.6	134.8	.7	.1
Primary products		3041-P	12/81	133.0	133.7	133.9	.8	.1
Rubber and plastics belts and belting, flat		3041-1	12/81	136.3	140.1	140.3	3.0	.1
Light weight conveyor and elevator		3041-103	12/81	153.7	156.1	156.8	2.0	.4
Heavy duty conveyor and elevator		3041-105	12/81	128.3	132.7	132.7	3.4	0
Rubber and plastics transmission belts and belting, other than flat		3041-2	12/81	126.6	129.1	130.8	3.2	1.3
Industrial, except fractional		3041-231	12/81	117.1	121.9	122.9	5.1	.8
Rubber hose, mandrel made, and all hydraulic		3041-3	12/81	144.8	144.5	142.2	-1.2	-1.6
Textile, nonhydraulic		3041-314	12/81	142.1	143.4	143.4	1.1	0
Wire, hydraulic		3041-316	12/81	158.4	158.1	157.1	-1.4	-.6
Wire, nonhydraulic		3041-318	12/81	86.3	82.9	70.3	-5.1	-15.2
Rubber hose, long length nonhydraulic, except garden		3041-4	12/81	113.0	109.6	110.5	-1.6	.8
Textile		3041-451	12/81	114.7	111.2	112.1	-1.7	.8
Rubber and plastics garden hose		3041-5	12/81	140.2	140.2	140.2	1.7	0
Plastics, including perforated sprinkler		3041-561	12/81	130.3	130.3	130.3	.9	0
All other rubber and plastics hose		3041-6	12/81	137.2	137.1	137.2	-.7	.1
Wrapped reinforced		3041-63	12/81	148.3	148.3	148.3	0	0
Braided or loomed, helical reinforced		3041-663	12/81	103.1	[3]	104.1	1.5	[3]
All other rubber hose		3041-674	12/81	133.1	132.6	132.7	.5	.1
All other plastics hose		3041-68	12/81	168.2	168.2	168.2	0	0
Nonhydraulic		3041-684	12/81	171.7	171.7	171.7	0	0
Secondary products and miscellaneous receipts		3041-SM						
Miscellaneous receipts		3041-M	11/84	95.8	95.8	95.8	0	0
Resales		3041-Z89	11/84	95.8	95.8	95.8	0	0
Secondary products		3041-S	12/81	171.1	171.7	171.7	.4	0
Gaskets, packing and sealing devices	3053		12/85	123.1	125.6	125.0	1.0	-.5
Primary products		3053-P	12/85	123.8	126.7	125.9	1.0	-.6
Compression packings		3053-4	12/85	127.0	126.1	126.7	.8	.5
Plant fiber		3053-411	12/90	105.7	105.7	105.7	1.5	0
Synthetic fiber, plastics, composition		3053-415	12/90	120.1	116.4	119.0	3.9	2.2
Nonmetallic gaskets and gasketing		3053-5	12/85	128.7	129.4	129.3	3.3	-.1
Elastomeric, all material		3053-515	12/85	123.9	123.9	123.9	.2	0
Cork and cork composition		3053-519	12/85	129.2	129.2	129.2	3.0	0
Other non-metallic, n.e.c.		3053-529	12/85	109.7	111.6	111.4	1.6	-.2
Molded packing and sealing devices		3053-6	12/85	118.4	118.8	118.2	.6	-.5
Squeeze type, solid section ring seals		3053-622	12/85	134.3	135.1	141.7	5.9	4.9
Single & mult. flexible seals (component type, symmetrical & non-symmetrical)		3053-626	12/85	142.6	143.8	137.8	-3.4	-4.2
All other molded packing and seals (including leather and plastic seals)		3053-635	12/85	124.6	125.0	124.9	4.3	-.1
Metallic gaskets and machined seals		3053-7	12/85	153.3	154.0	154.0	.6	0
Spiral wound filler type		3053-729	02/92	103.2	103.2	103.2	0	0
All piston rings, exclusion devices and metal gaskets and machined seals, n.e.c		3053-749	12/90	113.3	114.0	114.0	.8	0
Axial mechanical face seals		3053-8	12/85	125.5	129.9	129.9	4.5	0
Rotary oil seals		3053-9	12/90	104.2	115.9	112.6	-2.1	-2.8
Bonded sprung (spring loaded)		3053-971	12/90	110.8	110.8	[3]	[3]	[3]
Secondary products and miscellaneous receipts		3053-SM						
Secondary products		3053-S	12/85	107.2	106.9	107.2	0	.3

Digitized for FRASER
http://fraser.stlouisfed.org/
Federal Reserve Bank of St. Louis

Table 5. Producer price indexes for the net output of selected industries and their products—Continued

Industry and product[1]	Industry code	Product code	Index base	Index			Unadjusted percent change to Apr. 1994 from —	
				Dec. 1993[2]	Mar. 1994[2]	Apr. 1994[2]	Apr. 1993	Mar. 1994
Molded, extruded and lathe cut mechanical rubber goods	3061		12/88	110.5	110.6	110.9	1.5	0.3
Primary products		3061-P	12/88	108.8	108.8	109.0	.6	.2
Molded rubber mechanical goods		3061-A	06/83	109.8	109.9	110.1	.6	.2
Automotive		3061-A11	06/83	93.1	93.1	93.0	-.5	-.1
Transportation, other than automotive		3061-A12	06/83	117.7	117.7	117.7	0	0
Appliances, household and commercial		3061-A13	06/83	115.1	114.9	115.0	-.1	.1
Oil and gas field machinery and equipment		3061-A14	06/83	113.8	(3)	114.4	.5	(3)
Other molded goods		3061-A16	06/83	131.2	131.3	132.2	2.2	.7
Extruded rubber mechanical goods		3061-B	06/83	114.1	114.0	114.0	.6	0
Automotive, except tubing		3061-B11	06/83	104.5	104.5	104.5	-1.2	0
Other tubing		3061-B14	06/83	142.6	142.2	142.2	.4	0
Secondary products and miscellaneous receipts		3061-SM						
Secondary products		3061-S	06/83	132.6	132.6	133.7	7.4	.8
Fabricated rubber products, n.e.c.	3069		06/83	121.9	122.9	122.9	1.7	0
Primary products		3069-P	06/83	121.8	122.9	122.9	1.8	0
Industrial products, n.e.c.		3069-C	06/83	133.9	135.3	135.2	2.8	-.1
Roll covering, including all industry rolls		3069-C12	06/83	127.4	127.4	127.4	.4	0
All other roll coverings, including graphic arts		3069-C1203	06/83	123.4	123.4	123.4	.6	0
Other industrial rubber products		3069-C39	06/83	148.2	150.1	150.1	1.3	0
Rubber coated fabrics and rubber clothing		3069-D	06/83	119.5	122.7	122.7	2.4	0
Other rubber goods		3069-E	06/83	123.6	124.1	124.1	3.1	.0
Hard rubber goods		3069-EA						
Boats, pontoons, and life rafts		3069-E22	04/85	145.3	147.3	147.3	2.0	0
Other rubber goods		3069-E28	06/83	129.9	132.1	132.2	2.2	.1
Sponge and foam rubber		3069-3	06/83	131.1	(3)	131.1	-2.3	(3)
Chemically blown sponge		3069-3B	06/83	139.0	(3)	139.0	0	(3)
Rubber floor and wall coverings		3069-4	06/83	117.0	117.1	117.1	.1	0
Individual mats		3069-4A	06/83	115.7	115.7	115.7	0	0
Rubber druggist and medical sundries including household gloves		3069-7	06/83	123.2	125.9	126.6	2.4	.6
Gloves		3069-7A						
Surgical		3069-761	12/88	95.0	95.4	95.1	-2.7	-.3
Other rubber druggist and medical sundries		3069-778	06/83	121.7	124.1	124.4	3.1	.2
Compounds or mixtures for sale or interplant transfer		3069-9	06/83	116.3	116.7	116.7	4.2	0
Secondary products and miscellaneous receipts		3069-SM						
Secondary products		3069-S	06/83	124.1	124.9	124.9	1.2	0
Other secondary products		3069-SSS	06/83	120.2	121.0	121.0	1.3	0
Miscellaneous plastic products	308		06/93	100.6	100.1	100.3	(3)	.2
Unsupported plastic film and sheet	3081		06/93	99.3	99.0	98.7	(3)	-.3
Primary products		3081-P	12/82	116.6	116.3	115.9	-3.1	-.3
Unsupported plastic film and sheet		3081-1	12/82	116.6	116.3	115.9	-3.1	-.3
Polyethylene		3081-102	06/93	99.4	98.8	98.8	(3)	0
Polypropylene		3081-103	06/93	98.3	90.1	91.0	(3)	1.0
Vinyl and vinyl copolymer		3081-104	06/93	99.7	100.7	99.8	(3)	-.9
Other unsupported plastic film and sheet		3081-105	06/93	99.0	100.1	99.5	(3)	-.6
Secondary products and miscellaneous receipts		3081-SM						
Secondary products		3081-S	06/93	99.2	98.6	98.6	(3)	0
Unsupported plastic profile shapes, rods and tubes	3082		06/93	100.3	100.3	100.3	(3)	0
Primary products		3082-P	12/82	132.1	132.2	132.2	-.4	0
Unsupported plastic profile shapes, rods, and tubes		3082-1	12/82	132.1	132.2	132.2	-.4	0
Polyamide (nylon)		3082-103	06/93	100.0	100.2	100.0	(3)	-.2
Polyethylene		3082-104	06/93	100.4	100.4	100.4	(3)	0
Polypropylene		3082-105	06/93	97.5	97.5	97.5	(3)	0
Vinyl and vinyl copolymer		3082-108	06/93	100.0	99.7	99.7	(3)	0
Other unsupported shapes, rods, and tubes		3082-109	06/93	100.3	100.6	100.6	(3)	0
Secondary products and miscellaneous receipts		3082-SM						
Secondary products		3082-S	06/93	104.2	104.2	104.2	(3)	0
Laminated plastic plate, sheet, and profile shapes	3083		06/93	100.5	100.2	101.2	(3)	1.0
Primary products		3083-P	12/82	129.7	129.1	130.6	2.3	1.2
Laminated plastic plate, sheet, and profile shapes		3083-1	12/82	129.7	129.1	130.6	2.3	1.2
Thermosetting		3083-101	06/93	101.5	101.0	103.3	(3)	2.3
Plastic pipe	3084		06/93	108.9	108.7	108.9	(3)	.2
Primary products		3084-P	12/82	105.1	104.7	104.7	10.3	0
Plastic pipe		3084-1	12/82	105.1	104.7	104.7	10.3	0
Drain, waste, and vent		3084-101	06/87	85.7	81.0	80.7	(3)	-.4
Sewer		3084-102	06/87	106.0	107.5	107.1	(3)	-.4
Water		3084-104	06/87	92.9	93.2	93.3	(3)	.1
Industrial and mining		3084-105	06/93	102.8	104.8	104.8	(3)	0
Other plastic pipe		3084-106	07/87	139.2	141.6	142.7	(3)	.8
Secondary products and miscellaneous receipts		3084-SM						
Secondary products		3084-S	06/93	104.0	106.4	107.9	(3)	1.4
Plastic bottles	3085		06/93	101.3	99.0	99.2	(3)	.2
Primary products		3085-P	12/82	116.0	113.2	113.5	-.8	.3
Plastic bottles		3085-1	06/87	110.6	107.8	108.2	(3)	.4

See footnotes at end of table.

Digitized for FRASER
http://fraser.stlouisfed.org/
Federal Reserve Bank of St. Louis

Table 5. Producer price indexes for the net output of selected industries and their products—Continued

Industry and product[1]	Industry code	Product code	Index base	Index			Unadjusted percent change to Apr. 1994 from —	
				Dec. 1993[2]	Mar. 1994[2]	Apr. 1994[2]	Apr. 1993	Mar. 1994
Plastic bottles—Continued								
Plastic bottles		3085-101	06/87	110.6	107.8	108.2	(3)	0.4
Secondary products and miscellaneous receipts		3085-SM						
Secondary products		3085-S	06/93	101.5	(3)	101.0	(3)	(3)
Plastic foam products	3086		06/93	100.5	100.7	100.5	(3)	-.2
Primary products		3086-P	06/87	108.6	108.9	108.7	2.3	-.2
Plastic foam products		3086-1	06/87	108.6	108.9	108.7	2.3	-.2
Transportation		3086-101	12/82	112.7	112.2	112.2	-.3	0
Packaging		3086-102	12/82	103.5	102.9	103.6	-.2	.7
Building and construction		3086-103	01/83	126.4	129.0	125.4	2.3	-2.8
Furniture and furnishings		3086-104	12/82	125.9	125.8	125.8	5.6	0
Consumer and institutional		3086-105	12/82	108.8	109.4	110.3	3.0	.8
Other plastic foam products		3086-106	02/89	77.6	78.2	78.0	(3)	-.3
Secondary products and miscellaneous receipts		3086-SM						
Secondary products		3086-S	06/93	100.3	100.2	100.2	(3)	0
Custom compounding of purchased plastic resins	3087		06/93	100.8	100.4	100.4	(3)	0
Primary products		3087-P	06/93	100.9	100.5	100.5	(3)	.0
Custom compounding of purchased resins and color concentrates		3087-1	06/93	100.9	100.5	100.5	(3)	0
Custom compounding of purchased resins		3087-101	06/93	99.6	99.0	99.0	(3)	0
Plastic plumbing fixtures	3088		06/93	99.9	100.3	100.4	(3)	.1
Primary products		3088-P	06/93	99.9	100.3	100.4	(3)	.1
Plastic plumbing fixtures		3088-1	06/93	99.9	100.3	100.4	(3)	.1
Plastic plumbing fixtures		3088-101	06/93	99.9	100.3	100.4	(3)	.1
Plastic products n.e.c.	3089		06/93	100.3	99.8	100.0	(3)	.2
Primary products		3089-P	06/87	119.3	118.6	118.9	(3)	.3
Transportation, fabricated plastic products, except foam and reinforced plastics		3089-1	06/93	100.6	100.3	100.5	(3)	.2
Transportation, fabricated plastic products, except foam and reinforced plastics		3089-101	06/93	100.6	100.3	100.5	(3)	.2
Electrical and electronic fabricated plastic products, except foam and reinforced plastics		3089-2	12/82	100.7	100.8	100.8	(3)	0
Electrical and electronic fabricated plastic products, except foam and reinforced plastics		3089-201	12/82	100.7	100.8	100.8	(3)	0
Industrial machinery plastic products, except foam		3089-3	06/93	101.4	101.5	101.6	(3)	.1
Industrial machinery plastic products, except foam		3089-301	06/93	101.4	101.5	101.6	(3)	.1
Plastics packaging, except film and sheet, foam, and bottles		3089-4	06/93	101.6	100.2	98.7	(3)	-1.5
Pails and drums, more than 3 gallons		3089-401	06/93	100.0	(3)	80.8	(3)	(3)
Tubs (for food) and jars (for food, cosmetics, and toilet goods)		3089-402	06/93	106.6	106.6	106.6	(3)	0
Caps and closures		3089-403	06/93	100.9	96.8	98.0	(3)	1.2
Blister and bubble formed packaging, shipping boxes, and food trays		3089-404	06/93	99.7	98.5	98.6	(3)	.1
Other plastics packaging		3089-405	06/93	100.9	100.9	100.9	(3)	0
Plastic dinnerware, tableware, and kitchenware		3089-5	06/93	96.2	96.3	96.4	(3)	.1
Plastic dinnerware, tableware, and kitchenware		3089-501	06/93	96.2	96.3	96.4	(3)	.1
Consumer, institutional and commercial fabricated plastic products, except foam and wire coated		3089-6	06/93	100.0	99.2	99.4	(3)	.2
Utility, waste, and garbage containers, including buckets and dishpans		3089-603	06/93	100.1	90.8	92.3	(3)	1.7
Flowerpots, planters and accessories		3089-604	06/93	102.0	(3)	102.0	(3)	(3)
Hospital and laboratory ware, including pitchers and flasks		3089-606	06/93	97.9	98.5	98.5	(3)	0
Other consumer, institutional and commercial fabricated products		3089-608	06/93	100.1	100.6	100.7	(3)	.1
Plastic furniture components and furnishings excl. foam and reinforced plastics		3089-7	12/82	96.9	98.1	98.1	(3)	0
Plastic furniture components and furnishings excl. foam and reinforced plastics		3089-701	12/82	96.9	98.1	98.1	(3)	0
Building and construction fabricated products, except foam, plumbing, reinforced plastics		3089-8	06/87	127.5	126.7	129.4	1.6	2.1
Doors, partitions, moldings, windows, frames and trim		3089-802	06/93	101.2	101.2	103.1	(3)	1.9
Siding and accessories, including soffit, fascia, and skirts		3089-803	06/93	99.1	97.9	101.9	(3)	4.1
Fittings and unions		3089-804	06/93	99.8	99.1	99.2	(3)	.1
Reinforced and fiberglass plastic products, n.e.c.		3089-A	06/93	100.3	99.5	101.0	(3)	1.5
Transportation		3089-A01	06/93	100.0	100.0	100.6	(3)	.6
Electrical and electronic		3089-A02	06/93	100.0	100.0	(3)	(3)	(3)
Building and construction		3089-A03	06/93	102.2	102.2	102.2	(3)	0
Other fabricated fiberglass and reinforced plastic products		3089-A04	06/93	99.9	97.6	101.5	(3)	4.0
Secondary products and miscellaneous receipts		3089-SM						
Secondary products		3089-S	06/93	99.9	100.4	100.6	(3)	.2
Leather and leather products	31		12/84	129.3	129.6	129.9	.9	.2
Leather tanning and finishing	311		06/81	161.7	164.5	166.2	3.2	1.0
Leather tanning and finishing	3111		06/81	161.7	164.5	166.2	3.2	1.0
Primary products		3111-P	06/81	161.5	164.3	166.1	3.4	1.1
Finished cattle and kip leather		3111-1	06/81	171.0	171.9	173.8	2.1	1.1
Grains, except offal and welting leather		3111-1A	06/81	173.5	174.6	176.1	2.0	.9

See footnotes at end of table.

Digitized for FRASER
http://fraser.stlouisfed.org/
Federal Reserve Bank of St. Louis

Table 5. Producer price indexes for the net output of selected industries and their products—Continued

Industry and product[1]	Industry code	Product code	Index base	Index			Unadjusted percent change to Apr. 1994 from —	
				Dec. 1993[2]	Mar. 1994[2]	Apr. 1994[2]	Apr. 1993	Mar. 1994
Leather tanning and finishing—Continued								
Bag, case, and strap leather		3111-134	06/81	217.6	217.6	221.7	0.9	1.9
Upholstery leather		3111-135	06/81	200.0	205.1	205.2	0	0
Upper leather, including patent		3111-137	06/81	159.8	161.5	162.7	2.8	.7
Dress and casual shoe, including all patent		3111-13711	06/81	161.8	163.7	164.8	3.1	.7
Garment leather		3111-142	06/81	161.3	164.6	167.3	1.5	1.6
Other grains		3111-147	06/81	218.0	200.2	211.2	-.9	5.5
Finished sheep and lamb leather		3111-3	06/81	182.4	183.4	183.4	-6.6	0
Garment leather		3111-331	06/81	168.0	169.6	169.6	-6.6	.0
Receipts for contract tanning done for others on their materials		3111-9	06/81	125.3	130.2	131.2	4.8	.8
Boot and shoe cut stock and findings	313		12/84	124.5	124.6	124.8	.4	.2
Boot and shoe cut stock and findings	3131		12/84	124.5	124.6	124.8	.4	.2
Primary products		3131-P	12/84	126.7	126.8	127.1	.5	.2
Outer soles and innersoles of leather		3131-116	12/84	134.0	134.3	134.3	.2	0
Other leather cut stock		3131-131	12/84	127.6	127.6	128.9	1.4	1.0
Non-leather stock and findings incl. heels		3131-191	12/84	123.5	123.5	123.5	.2	0
Secondary products and miscellaneous receipts		3131-SM						
Secondary products		3131-S	12/84	107.5	107.5	107.5	-.3	0
Footwear, except rubber	314		12/84	130.9	131.4	131.6	1.0	.2
House slippers	3142		06/85	123.3	121.3	125.8	5.0	3.7
Primary products		3142-P	06/85	122.8	120.7	125.5	5.4	4.0
House slippers, except slipper socks		3142-1	06/85	122.8	120.6	125.5	5.5	4.1
Leather house slippers		3142-111	06/85	151.4	151.9	151.9	11.4	0
Men's		3142-11133	06/85	141.1	141.5	141.5	8.3	0
Women's		3142-11144	06/85	177.7	178.2	178.2	17.3	0
House slippers, except leather		3142-122	06/85	109.3	105.9	113.0	2.2	6.7
Fabric house slippers		3142-1223	12/90	98.8	94.8	102.0	1.9	7.6
Men's		3142-12234	12/90	106.0	106.8	106.8	.8	0
Women's		3142-12235	12/90	98.3	93.6	101.9	2.1	8.9
Vinyl house slippers		3142-1224	12/90	111.9	116.7	[3]	[3]	[3]
Secondary products		3142-S	12/90	117.6	117.6	117.6	0	0
Men's footwear	3143		12/80	152.9	153.7	153.8	.9	.1
Primary products		3143-P	12/80	153.9	154.8	154.9	1.0	.1
Men's shoes, except athletic		3143-4	12/93	100.0	100.6	100.6	[3]	0
Dress and casual		3143-411	12/93	100.0	100.5	100.6	[3]	.1
Boots, dress and casual, except western style		3143-421	12/93	100.0	101.5	101.8	[3]	.3
Western style boots		3143-422	12/93	100.0	100.1	100.2	[3]	.1
Work oxfords		3143-431	12/93	100.0	101.0	101.0	[3]	0
Workshoes, ankle height or higher		3143-441	12/93	100.0	100.7	100.7	[3]	0
Secondary products and miscellaneous receipts		3143-SM						
Resales		3143-Z89	11/83	112.9	[3]	[3]	[3]	[3]
Secondary products		3143-S	12/80	151.0	151.3	150.9	.2	-.3
Secondary products		3143-SS	12/80	151.0	[3]	[3]	[3]	[3]
Women's footwear	3144		12/80	127.4	127.8	127.8	.7	0
Primary products		3144-P	12/80	125.7	126.1	126.1	.8	0
Women's shoes, except athletic		3144-4	12/93	100.0	100.3	100.3	[3]	0
Sandals		3144-411	12/93	100.0	100.5	100.5	[3]	0
Dress and casual, except sandals		3144-421	12/93	100.0	100.3	100.2	[3]	-.1
Boots, ankle height or higher		3144-441	12/93	100.0	100.0	100.0	[3]	0
Secondary products and miscellaneous receipts		3144-SM						
Resales		3144-Z89	12/80	121.2	[3]	[3]	[3]	[3]
Secondary products		3144-S	12/80	166.6	168.0	167.9	.4	-.1
Secondary products		3144-SS	12/80	166.6	[3]	[3]	[3]	[3]
Footwear, except rubber, n.e.c.	3149		12/79	142.8	143.3	143.3	.8	0
Primary products		3149-P	12/79	147.0	147.4	147.4	.8	0
Youths' and boys' footwear, except athletic		3149-1	12/79	[3]	148.3	148.5	.1	.1
Misses' shoes and boots, except athletic		3149-2	12/79	128.2	[3]	[3]	[3]	[3]
Children's shoes and boots, except athletic		3149-3	12/79	157.9	158.1	158.1	1.5	0
Infants' and babies' footwear		3149-4	12/79	161.7	163.2	163.4	2.3	.1
Athletic, except rubber sole/fabric upper		3149-5	12/79	[3]	138.8	138.8	[3]	0
All other footwear, except rubber, n.e.c.		3149-6	12/79	[3]	138.3	138.3	[3]	0
Secondary products and miscellaneous receipts		3149-SM						
Secondary products		3149-S	12/79	149.2	149.2	149.2	.1	0
Leather gloves and mittens	315		06/85	121.1	122.0	122.2	1.2	.2
Leather gloves and mittens	3151		06/85	121.1	122.0	122.2	1.2	.2
Primary products		3151-P	06/85	125.4	127.0	127.3	1.9	.2
All leather dress and semidress gloves and mittens		3151-2	06/85	125.4	128.5	126.7	1.5	-1.4
All leather dress and semidress gloves and mittens		3151-222	06/91	100.5	103.0	101.6	1.6	-1.4
All leather work gloves and mittens		3151-7	06/85	125.5	126.5	127.6	2.1	.9
All grain, excluding welders		3151-781	06/85	124.5	124.7	125.5	-.8	.6
All split, excluding welders		3151-783	06/85	128.9	129.9	132.3	3.3	1.8

See footnotes at end of table.

Digitized for FRASER
http://fraser.stlouisfed.org/
Federal Reserve Bank of St. Louis

Table 5. Producer price indexes for the net output of selected industries and their products—Continued

Industry and product[1]	Industry code	Product code	Index base	Index			Unadjusted percent change to Apr. 1994 from —	
				Dec. 1993[2]	Mar. 1994[2]	Apr. 1994[2]	Apr. 1993	Mar. 1994
Leather gloves and mittens—Continued								
Leather, except all grain and all split, including welders		3151-789	06/85	125.7	129.1	129.1	8.6	0
Secondary products and miscellaneous receipts		3151-SM						
Resales		3151-Z89	06/85	120.0	120.0	120.0	(3)	0
Secondary products		3151-S	06/85	109.8	107.8	107.8	-4.4	0
Luggage	316		12/84	119.1	120.1	119.9	1.2	-.2
Luggage	3161		12/84	119.1	120.1	119.9	1.2	-.2
Primary products		3161-P	12/84	119.9	121.2	120.9	1.4	-.2
Hand luggage		3161-1	12/84	112.8	114.4	113.9	1.2	-.4
Hand luggage, all types except zippered		3161-113	12/84	146.7	148.6	148.3	1.1	-.2
Framed, lock construction		3161-11335	12/84	142.4	145.9	145.3	2.0	-.4
Zippered hand luggage		3161-114	12/84	119.7	121.7	120.8	1.5	-.7
Luggage other than hand luggage		3161-2	12/84	133.3	134.1	134.3	1.7	.1
Occupational luggage cases, sample, binocular, and camera cases		3161-253	12/84	149.3	149.3	149.3	3.3	0
Trunks, hand trunks and lockers		3161-263	12/84	152.1	151.4	151.4	-.5	0
Briefcases and bags, school bags, envelopes, catalog cases, and zippered ring binders		3161-273	12/84	141.1	142.4	142.4	1.2	0
Musical instrument cases		3161-281	12/84	119.7	122.0	122.0	3.0	0
Attache cases		3161-284	12/84	127.8	127.8	127.8	0	0
Other luggage, including non-canvas knapsacks		3161-298	12/84	114.3	116.8	117.4	3.1	.5
Secondary products and miscellaneous receipts		3161-SM						
Miscellaneous receipts		3161-M	12/84	112.0	112.0	112.0	0	0
Resales		3161-Z89	12/84	112.0	(3)	112.0	0	(3)
Secondary products		3161-S	12/84	121.2	121.5	121.4	.6	-.1
Handbags and other personal leather goods	317		12/84	123.8	121.1	121.2	-1.8	.1
Women's and children's handbags and purses	3171		06/82	131.1	127.0	127.0	-3.0	0
Primary products		3171-P	06/82	132.3	127.2	127.2	-3.6	0
Women's and children's handbags and purses		3171-5	06/82	132.3	127.2	127.2	-3.6	0
All or chiefly leather		3171-511	06/82	142.3	132.9	132.9	-6.3	0
Other materials, except precious metals		3171-571	06/82	120.2	120.2	120.2	0	0
Secondary products and miscellaneous receipts		3171-SM						
Secondary products		3171-S	06/82	127.4	(3)	(3)	(3)	(3)
Personal leather goods, except women's handbags and purses	3172		06/82	136.2	135.4	135.7	.2	.2
Primary products		3172-P	06/82	138.5	137.4	137.7	-.4	.2
Personal leather goods, except women's handbags and purses		3172-5	06/82	138.4	137.3	137.6	-.4	.2
Billfolds, wallets, French purses and clutches		3172-5A	06/82	142.1	142.1	142.6	.4	.4
Billfolds, wallets, French purses and clutches, leather		3172-511	06/82	138.2	138.2	138.7	.4	.4
Billfolds and wallets		3172-51111	06/82	133.4	133.4	134.4	.8	.7
French purses		3172-51122	06/82	144.9	(3)	144.9	0	(3)
Clutches		3172-51133	06/82	141.3	141.3	141.3	.3	0
Jewelry boxes and cases		3172-553	12/89	101.6	101.6	101.6	0	0
Other personal goods, leather		3172-596	06/89	112.9	104.9	104.9	-6.3	0
Other personal goods, except leather		3172-597	06/82	133.3	133.3	133.3	0	0
Secondary products and miscellaneous receipts		3172-SM						
Secondary products		3172-S	06/82	122.9	122.9	123.2	3.1	.2
Leather goods, n.e.c.	319		06/85	125.6	125.9	127.0	1.5	.9
Leather goods, n.e.c.	3199		06/85	125.6	125.9	127.0	1.5	.9
Primary products		3199-P	06/85	128.9	129.2	130.5	1.6	1.0
Leather goods, excluding industrial leather		3199-A	12/91	103.0	103.2	104.3	1.6	1.1
Saddlery and harness and accouterments		3199-131	06/85	125.9	126.1	130.2	5.2	3.3
Dog collars, leashes and other household pet accessories made of leather		3199-196	06/85	119.0	119.0	119.0	.3	0
Other leather goods		3199-197	06/85	128.3	128.6	129.2	.5	.5
Industrial leather		3199-B	12/91	103.0	103.3	103.2	1.7	-.1
Industrial leather belting/industrial leather products		3199-191	06/85	145.0	145.4	145.3	1.7	-.1
Secondary products and miscellaneous receipts		3199-SM						
Miscellaneous receipts		3199-M	06/85	106.7	106.7	106.7	0	0
Resales		3199-Z89	06/85	84.7	84.7	84.7	0	0
Secondary products		3199-S	06/85	127.6	127.6	128.2	2.2	.5
Stone, clay, glass, and concrete products	32		12/84	116.6	118.0	118.4	3.0	.3
Flat glass	321		12/80	107.7	110.2	109.5	3.6	-.6
Flat glass	3211		12/80	107.7	110.2	109.5	3.6	-.6
Primary products		3211-P	12/80	108.5	111.0	110.3	3.6	-.6
Other flat glass, made from glass produced in the same establishment		3211-4	12/80	106.3	108.2	108.8	3.9	.6
Sheet(window), plate and float glass		3211-5	12/80	105.9	110.9	108.4	6.0	-2.3
Over .244 inch		3211-516	12/80	134.1	131.7	131.9	6.5	.2
Glass and glassware, pressed or blown	322		12/84	120.4	121.1	121.2	1.8	.1
Glass containers	3221		06/82	124.4	124.3	124.3	1.1	0

See footnotes at end of table.

Digitized for FRASER
http://fraser.stlouisfed.org/
Federal Reserve Bank of St. Louis

Table 5. Producer price indexes for the net output of selected industries and their products—Continued

Industry and product[1]	Industry code	Product code	Index base	Index			Unadjusted percent change to Apr. 1994 from —	
				Dec. 1993[2]	Mar. 1994[2]	Apr. 1994[2]	Apr. 1993	Mar. 1994
Glass containers—Continued								
Primary products		3221-P	06/82	124.9	124.7	124.7	1.1	0
Glass containers for domestic consumption		3221-1	06/82	124.9	124.7	124.7	1.1	.0
Narrow neck containers		3221-11	06/82	125.3	125.1	125.1	1.8	0
Food		3221-111	06/82	115.9	115.9	115.9	2.4	0
Non-alcoholic beverage		3221-115	06/82	122.9	121.7	121.7	1.5	0
Non-refillable		3221-1155	06/82	123.4	122.2	122.2	1.4	0
Beer		3221-116	06/82	129.3	129.3	129.3	.3	0
Non-refillable		3221-1166	06/82	130.4	130.4	130.4	.2	0
Wine		3221-119	06/82	135.1	136.0	136.0	3.8	0
Wide mouth containers		3221-13						
Food		3221-131	06/82	124.1	124.2	124.2	-.6	0
Pressed and blown glass, n.e.c.	3229		06/83	125.9	127.9	128.1	2.6	.2
Primary products		3229-P	06/83	126.7	128.7	129.0	2.6	.2
Table, kitchen, art, and novelty glassware		3229-1	06/83	136.0	138.2	138.5	.8	.2
Machine made table, kitchen, art, and novelty glassware		3229-12	06/83	134.6	136.7	137.1	1.5	.3
Tumblers (one piece excluding packers' tumblers)		3229-121	06/83	110.0	113.3	113.7	3.5	.4
Tableware		3229-123	06/83	151.1	148.5	149.9	-2.5	.9
Cookware, ovenware, kitchenware, and microwave oven glass		3229-125	06/83	138.9	[3]	138.9	0	[3]
Ornamental, decorative, and novelty glassware and smokers' accessories		3229-128	06/83	147.2	149.7	149.5	1.6	-.1
Handmade table, kitchen, art, and novelty glassware		3229-13	06/83	156.7	159.8	159.8	-1.1	0
Lighting and electronic glassware		3229-2	06/83	122.7	125.8	125.8	2.8	0
Machine-made lighting/electronic glassware		3229-2A	12/91	103.6	106.2	106.2	3.4	0
Bowls and enclosing globes (interior and exterior)		3229-224	12/91	101.4	102.4	102.4	1.0	0
T.V. tube blanks and parts; tubing, cane, and glass parts for electronic tubes and devices		3229-235	08/83	112.8	118.8	118.8	5.3	0
Transfers and shipments of partially fabricated lighting/electronic glassware		3229-2C	06/83	[3]	103.8	[3]	[3]	[3]
Glass fiber-textile type		3229-3	06/83	103.9	104.5	104.8	3.9	.3
Other textile-type glass fiber products, including mat and yarn		3229-328	12/91	101.7	104.1	104.1	3.6	0
Other pressed and blown glassware		3229-4	06/83	154.3	156.7	157.7	2.1	.6
Machine-made glassware, n.e.c.		3229-4A	12/91	108.8	110.0	110.5	1.4	.5
Other glassware		3229-428	12/91	108.2	108.8	109.6	1.3	.7
Transfers and shipments of partially fabricated pressed and blown glassware, n.e.c.		3229-4C	12/91	103.4	105.0	107.2	3.7	2.1
Miscellaneous receipts		3229-M	12/91	109.2	[3]	110.5	2.6	[3]
Secondary products		3229-S	06/83	107.0	107.0	107.0	0	0
Products of purchased glass	323		06/83	122.2	122.7	122.8	.7	.1
Products of purchased glass	3231		06/83	122.2	122.7	122.8	.7	.1
Primary products		3231-P	06/83	121.6	121.9	122.0	-.3	.1
Laminated glass, including plate, float, and sheet		3231-3	06/83	102.3	101.3	101.3	-3.4	0
For automotive uses		3231-341	06/87	104.2	103.1	103.1	-4.1	0
OEM		3231-34101	06/87	97.7	96.4	96.4	-5.3	0
Replacement		3231-34102	06/87	123.8	123.1	123.1	-1.3	0
Mirrors, plate and float (decorated or undecorated)		3231-5	06/83	135.8	136.1	136.1	1.4	0
Framed mirrors		3231-521	06/83	164.4	164.4	164.4	.6	0
Unframed mirrors		3231-541	06/83	123.6	124.1	124.1	2.9	0
Automotive mirrors		3231-571	06/83	118.3	118.3	118.3	0	0
Pressed and blown glassware, made from glass purchased or transferred from other establishments		3231-7	06/83	127.7	127.1	127.5	-.5	.3
Other glassware, including scientific, laboratory, industrial, etc.		3231-751	06/83	143.7	142.7	143.1	-1.4	.3
Other glass products, made from glass purchased or transferred from other establishments		3231-8	06/83	117.2	118.1	118.1	-.4	0
Stained, leaded, and faceted glass and colored glass slabs		3231-821	06/83	125.8	[3]	[3]	[3]	[3]
Multiple-glazed, sealed insulating glass units		3231-871	06/83	115.0	116.9	116.8	5.2	-.1
Tempered glass		3231-88	06/87	97.3	97.3	97.4	-5.3	.1
For automotive use		3231-881	06/83	123.7	123.6	123.6	-1.0	0
OEM		3231-88104	06/87	103.7	103.5	103.5	-1.1	0
For construction and architectural use		3231-883	06/83	82.5	82.5	82.7	-13.7	.2
For other uses		3231-889	06/83	132.2	133.2	133.2	2.1	0
Other flat glass products		3231-898	06/83	143.0	145.8	145.5	6.7	-.2
Secondary products and miscellaneous receipts		3231-SM						
Miscellaneous receipts		3231-M	12/83	132.3	139.5	138.4	27.6	-.8
Resales		3231-Z89	12/83	111.7	118.5	117.6	4.3	-.8
Secondary products		3231-S	06/83	120.7	121.3	121.2	2.5	-.1
Hydraulic cement	324		06/82	113.4	115.2	117.5	5.7	2.0
Hydraulic cement	3241		06/82	113.4	115.2	117.5	5.7	2.0
Primary products		3241-P	06/82	112.9	114.8	117.1	5.9	2.0
Cement, including portland cements and other cements (masonry, lime, etc.)		3241-3	06/89	111.6	113.5	115.7	5.9	1.9
Northeast region		3241-322	06/89	93.0	92.6	98.2	5.8	6.0
North Central region		3241-323	06/89	112.6	115.8	119.9	7.3	3.5
East North Central division, including portland cements and other cements (masonry, lime, etc.		3241-3231	06/89	109.1	109.6	115.1	6.5	5.0

See footnotes at end of table.

Digitized for FRASER
http://fraser.stlouisfed.org/
Federal Reserve Bank of St. Louis

Table 5. Producer price indexes for the net output of selected industries and their products—Continued

Industry and product[1]	Industry code	Product code	Index base	Index			Unadjusted percent change to Apr. 1994 from —	
				Dec. 1993[2]	Mar. 1994[2]	Apr. 1994[2]	Apr. 1993	Mar. 1994
Hydraulic cement—Continued								
West North Central division, including portland cements and other cements (masonry, lime, etc.		3241-3232	06/89	117.4	124.3	126.3	8.4	1.6
South region		3241-324	06/89	124.4	127.6	129.0	8.6	1.1
South Atlantic division, including portland cements and other cements (masonry, lime, etc.)		3241-3241	06/89	108.5	112.5	113.2	6.8	.6
East South Central division, including portland cments and other cements (masonry, etc.)		3241-3242	06/89	121.3	121.2	126.2	11.9	4.1
West South Central division, including portland cements and other cements (masonry, lime, etc.		3241-3243	06/89	139.2	143.8	143.8	8.2	0
West region		3241-325	06/89	101.6	101.5	101.8	.2	.3
Structural clay products	325		12/84	120.2	122.0	121.7	2.1	-.2
Brick and structural clay tile	3251		12/84	121.5	124.0	123.9	2.7	-.1
Primary products		3251-P	12/84	122.8	125.4	125.3	2.9	-.1
Brick, except ceramic glazed and refractory		3251-1	12/84	122.8	125.5	125.4	2.9	-.1
Building or common, and face brick		3251-111	12/84	122.9	125.5	125.5	3.0	0
Building or common brick		3251-11101	12/84	132.6	132.6	132.6	1.3	0
Face brick		3251-11102	12/84	120.4	123.7	123.6	3.3	-.1
Other brick (paving, floor, and sewer)		3251-119	12/84	116.8	120.0	120.0	2.7	0
Ceramic wall and floor tile	3253		06/85	113.4	115.2	114.7	1.4	-.4
Primary products		3253-P	06/85	114.4	116.3	116.8	2.5	.4
Clay floor and wall tile including quarry tile		3253-1	06/85	114.4	116.3	116.8	2.5	.4
Quarry tile		3253-12	06/85	105.7	105.7	105.7	0	0
Glazed wall tile		3253-13	06/85	118.2	121.0	121.7	2.6	.6
Secondary products and miscellaneous receipts		3253-SM						
Miscellaneous receipts		3253-M						
Clay refractories	3255		12/85	118.2	119.1	118.8	1.8	-.3
Primary products		3255-P	12/85	117.7	118.3	117.9	1.6	-.3
Bricks and shapes		3255-1	12/85	118.0	118.7	118.0	-.5	-.6
Fireclay (including semisilica) brick and clay except superduty		3255-111	12/85	107.1	107.1	107.1	-1.9	0
High alumina inc. high alumina ladle brick, 50% alumina and over		3255-113	12/85	120.2	121.4	119.6	-1.0	-1.5
Clay kiln furniture, radiant heater elements, potters' supplies & oth. misc shaped items		3255-117	12/85	129.8	131.4	131.4	.5	0
Bloating and superduty fireclay brick and shapes		3255-118	06/91	102.3	103.0	103.0	.7	0
Unshaped clay refractories		3255-2	12/85	119.3	119.3	119.1	4.4	-.2
High alumina plastic refractories and rammimg mixes, 50% alumina and over		3255-214	12/85	118.5	118.5	118.1	.3	-.3
Castable refractories (hydraulic setting)		3255-3	12/85	114.7	115.6	115.7	5.4	.1
Castable refractories, less than 50% alumina		3255-311	12/85	109.0	110.3	110.3	1.2	0
High alumina castable refractories		3255-312	12/85	119.0	119.6	119.9	12.7	.3
Other clay refractory materials sold in lump or ground form		3255-4	12/85	115.8	115.8	115.8	0	0
High alumina materials and raw materials, 50% alumina and over		3255-412	06/91	103.6	103.6	103.6	0	0
Structural clay products, n.e.c.	3259		12/85	115.9	115.3	115.3	1.7	0
Primary products		3259-P	12/85	117.7	117.1	117.1	1.6	0
Vitrified clay sewer pipe and fittings		3259-1	12/85	121.9	121.9	121.9	2.7	0
Other structural clay products, n.e.c.		3259-2	12/85	109.4	107.8	107.8	-.2	0
Other structural clay products incl terra cotta, drain and flue tile, conduit and adobe		3259-298	12/85	113.2	113.2	113.2	2.3	0
Pottery and related products	326		12/84	123.0	123.7	123.4	.6	-.2
Vitreous plumbing fixtures	3261		06/85	115.4	116.2	116.3	.1	.1
Primary products		3261-P	06/85	110.7	111.2	111.3	-.2	.1
Plumbing fixtures		3261-1	06/85	110.4	110.9	111.0	-.4	.1
Lavatories, china and earthenware		3261-111	06/85	109.2	104.4	103.9	-9.3	-.5
Water closet bowls		3261-121	06/85	115.7	118.2	118.7	2.9	.4
Flush tanks		3261-131	06/85	102.3	102.9	102.9	0	0
Other china plumbing fixtures incl. drinking fountains, sinks, bidets, etc.		3261-151	06/85	128.4	126.9	126.6	.7	-.2
China and earthenware plumbing fixture accessories and fittings		3261-2	06/85	115.9	116.9	116.8	2.8	-.1
China and earthenware plumbing fixture accessories and fittings		3261-211	06/85	115.9	116.9	116.8	2.8	-.1
Secondary products and miscellaneous receipts		3261-SM						
Secondary products		3261-S	06/85	128.8	131.4	131.4	1.6	0
Vitreous china food utensils	3262		12/83	140.9	143.1	140.9	1.7	-1.5
Primary products		3262-P	12/83	138.9	141.3	138.7	1.8	-1.8
Vitreous china and porcelain table and kitchen articles		3262-1						
Table and kitchenware		3262-12	06/91	106.5	108.3	106.3	1.7	-1.8
Household		3262-122	06/91	110.6	113.2	106.2	2.3	-6.2
Hotel or commercial		3262-123	06/91	104.8	106.3	106.3	1.4	0
Secondary products and miscellaneous receipts		3262-SM						
Secondary products		3262-S	12/83	148.9	150.1	150.1	1.6	0
Porcelain electrical supplies	3264		12/85	114.9	114.9	114.8	.2	-.1
Primary products		3264-P	12/85	113.6	113.8	113.6	.2	-.2

See footnotes at end of table.

Digitized for FRASER
http://fraser.stlouisfed.org/
Federal Reserve Bank of St. Louis

Table 5. Producer price indexes for the net output of selected industries and their products—Continued

Industry and product[1]	Industry code	Product code	Index base	Index			Unadjusted percent change to Apr. 1994 from —	
				Dec. 1993[2]	Mar. 1994[2]	Apr. 1994[2]	Apr. 1993	Mar. 1994
Porcelain electrical supplies—Continued								
Porcelain electrical products (except steatite, alumina, ferrite, etc)		3264-2	06/91	91.4	91.3	91.3	-1.1	0
Advanced ceramic materials		3264-3	06/91	104.1	104.4	104.1	.8	-.3
Ferrites (including electronic applications)		3264-32	06/91	102.9	104.0	103.5	1.4	-.5
Ceramic permanent magnets		3264-321	12/85	98.5	97.1	96.1	-2.6	-1.0
Other ferrites, including electronic applications		3264-322	06/91	105.4	108.5	108.5	4.6	0
Alumina materials for electronic applications		3264-33	12/85	110.2	108.4	108.4	-1.5	0
Beryllia, titanate, and other ceramic components, n.e.c.		3264-34	12/85	117.4	117.8	117.8	1.1	0
Secondary products and miscellaneous receipts		3264-SM						
Secondary products		3264-S	12/85	130.3	129.6	129.9	.2	.2
Pottery products, n.e.c., including earthenware (semivitreous) table and kitchen	3268		12/83	134.8	135.4	135.4	1.4	0
Primary products		3268-P	12/83	137.3	137.9	137.9	1.3	0
Art, decorative and novelty pottery		3268-1	12/83	131.2	132.2	132.2	1.8	0
China and porcelain		3268-111	12/83	129.1	129.6	129.6	1.3	0
Earthenware and stoneware		3268-131	12/83	131.1	132.5	132.5	2.2	0
Stoneware and earthenware (semivitreous) table and kitchen articles		3268-2	12/83	141.6	142.5	142.5	2.3	0
Other pottery products, n.e.c.		3268-3	12/83	153.4	153.4	153.4	0	0
All other pottery products, including pyrometric cones, veritas rings etc.		3268-315	12/83	160.5	160.5	160.5	0	0
Secondary products and miscellaneous receipts		3268-SM						
Secondary products		3268-S	06/91	109.9	110.8	110.8	3.6	0
Concrete, gypsum, and plaster products	327		12/84	113.7	115.7	116.1	4.3	.3
Concrete block and brick	3271		06/81	131.6	132.2	132.7	1.7	.4
Primary products		3271-P	06/81	135.8	136.6	137.0	1.6	.3
Concrete block and concrete brick		3271-1	06/81	135.8	136.6	137.0	1.6	.3
Concrete block: light, medium, and normal (excluding decorative and paving)		3271-11	06/81	136.5	137.3	137.8	1.7	.4
concrete block and brick, except decorative and paving		3271-111	06/81	138.1	139.0	140.2	2.5	.9
North Atlantic lightweight block		3271-11101	12/87	110.0	110.4	110.3	.7	-.1
North Central lightweight block		3271-11102	12/87	113.7	114.3	115.7	2.9	1.2
South Atlantic lightweight block		3271-11103	12/87	112.4	113.4	115.7	5.2	2.0
South Central lightweight block		3271-11104	12/87	111.3	112.1	112.8	2.6	.6
Western lightweight block		3271-11105	12/87	107.3	108.7	108.7	.9	0
Medium weight concrete block, from 105 lbs. but < 125 lbs./cf dry weight		3271-115	06/81	131.5	132.4	132.1	.8	-.2
North Atlantic medium weight block		3271-11501	12/87	103.9	103.9	103.9	0	0
North Central medium weight block		3271-11502	12/87	106.0	106.0	106.1	.8	.1
South Atlantic medium weight block		3271-11503	12/87	98.1	101.8	101.5	4.2	-.3
Western medium weight block		3271-11505	12/87	108.5	107.2	107.2	-1.2	0
Normal weight concrete block, 125 lbs. or more/cf dry weight		3271-117	06/81	137.1	137.9	137.8	1.2	-.1
North Atlantic normal weight block		3271-11701	12/87	107.3	107.4	108.0	.4	.6
North Central normal weight block		3271-11702	12/87	113.9	115.1	115.2	2.4	.1
South Atlantic normal weight block		3271-11703	12/87	121.5	122.2	121.3	1.1	-.7
South Central normal weight block		3271-11704	12/87	111.7	112.9	112.6	1.8	-.3
Western normal weight block		3271-11705	12/87	105.4	105.0	105.0	-.4	0
Decorative block (such as screen block, split block, slump block, shadowal block, etc.)		3271-121	06/81	126.9	127.3	127.6	-.4	.2
Concrete brick		3271-151	06/81	130.3	131.5	131.1	4.1	-.3
Paving blocks		3271-161	06/81	137.2	137.2	137.1	1.7	-.1
Secondary products and miscellaneous receipts		3271-SM						
Miscellaneous receipts		3271-M	06/81	111.6	111.6	112.3	2.0	.6
Contract work and other miscellaneous receipts		3271-XY9	06/81	132.9	132.9	132.9	0	0
Resales		3271-Z89	06/81	110.3	110.3	111.1	2.2	.7
Secondary products		3271-S	06/81	141.8	141.9	143.1	1.6	.8
Concrete products	3272		12/79	137.8	139.7	139.0	3.2	-.5
Primary products		3272-P	12/79	134.9	136.3	135.6	3.0	-.5
Concrete pipe		3272-1	12/79	123.2	125.5	122.9	-.1	-2.1
Culvert and storm sewer pipe		3272-16	12/80	108.8	113.0	108.0	.7	-4.4
Reinforced		3272-161	12/79	114.4	119.1	113.0	.4	-5.1
Sanitary sewer pipe		3272-17						
Reinforced		3272-171	12/79	151.1	151.1	156.2	1.2	3.4
Precast concrete products		3272-2	12/79	150.0	151.7	152.0	2.6	.2
Wall panels		3272-223	11/84	120.7	121.3	121.3	1.8	0
Burial vaults and boxes		3272-234	12/79	157.1	161.0	161.0	2.5	.0
Concrete septic tanks		3272-261	12/79	161.0	161.0	161.0	0	0
Other precast concrete products		3272-281	12/79	143.4	145.5	146.4	4.8	.6
Prestressed concrete products, excluding pipe		3272-3	12/79	127.5	127.5	127.5	7.8	0
Solid and hollow cored panels		3272-331	12/79	153.0	153.0	153.0	5.7	0
Secondary products and miscellaneous receipts		3272-SM						
Ready-mixed concrete	3273		06/81	123.0	123.5	124.0	3.1	.4
Primary products		3273-P	06/81	121.9	122.6	123.2	3.4	.5
Ready-mixed concrete		3273-111	06/81	121.9	122.6	123.2	3.4	.5
Northeast region ready-mixed concrete		3273-111A	12/87	103.0	103.0	102.7	1.5	-.3
New England ready-mixed concrete		3273-11101	12/87	103.3	103.3	102.9	1.1	-.4

See footnotes at end of table.

Digitized for FRASER
http://fraser.stlouisfed.org/
Federal Reserve Bank of St. Louis

Table 5. Producer price indexes for the net output of selected industries and their products—Continued

Industry and product[1]	Industry code	Product code	Index base	Index			Unadjusted percent change to Apr. 1994 from —	
				Dec. 1993[2]	Mar. 1994[2]	Apr. 1994[2]	Apr. 1993	Mar. 1994
Ready-mixed concrete—Continued								
Mid Atlantic ready-mixed concrete		3273-11102	12/87	102.9	102.9	102.6	1.8	-0.3
North Central region ready-mixed concrete		3273-111B	12/87	110.4	111.9	112.3	4.5	.4
East North Central ready-mixed concrete		3273-11103	12/87	113.2	114.0	115.3	4.4	1.1
West North Central ready-mixed concrete		3273-11104	12/87	105.9	108.3	107.4	4.6	-.8
Southern region ready-mixed concrete		3273-111C	12/87	118.6	118.8	120.3	3.9	1.3
South Atlantic ready-mixed concrete		3273-11105	12/87	116.8	116.9	118.8	4.1	1.6
West South Central ready-mixed concrete		3273-11106	12/87	121.2	121.4	122.6	3.9	1.0
East South Central ready-mixed concrete		3273-11107	12/87	113.8	115.4	116.2	3.4	.7
Western region ready-mixed concrete		3273-111D	12/87	108.6	109.6	108.9	2.0	-.6
Mountain ready-mixed concrete		3273-11108	12/87	106.0	107.6	106.6	1.7	-.9
Pacific ready-mixed concrete		3273-11109	12/87	110.2	110.7	110.3	2.2	-.4
Secondary products and miscellaneous receipts		3273-SM						
Miscellaneous receipts		3273-M	06/81	121.7	121.7	121.7	[3]	0
Secondary products		3273-S	06/81	138.8	134.3	135.4	-.1	.8
Lime	3274		12/85	109.8	110.1	110.3	.2	.2
Primary products		3274-P	12/85	110.6	111.0	111.2	.4	.2
Quicklime		3274-111	12/85	109.9	110.1	110.3	.3	.2
Hydrated lime		3274-151	12/85	109.6	110.7	110.5	.5	-.2
Dead-burned dolomite		3274-171	12/85	122.1	122.4	121.9	-.8	-.4
Secondary products		3274-S	08/92	98.9	98.9	98.9	-1.1	0
Gypsum products	3275		06/81	108.1	121.6	123.3	18.8	1.4
Primary products		3275-P	06/81	109.9	123.3	125.1	18.8	1.5
Gypsum building materials		3275-5	12/93	100.0	112.3	113.6	[3]	1.2
Gypsum products, excluding building materials		3275-6	12/93	100.0	111.3	115.1	[3]	3.4
Regular gypsumboards		3275-621	12/93	100.0	111.3	115.4	[3]	3.7
1/2 inch gypsumboard		3275-62131	06/81	100.7	108.3	113.4	19.4	4.7
Other gypsum products		3275-631						
Type X gypsumboard		3275-63161	06/81	105.6	119.5	118.5	19.8	-.8
Secondary products		3275-S	06/81	79.4	[3]	[3]	[3]	[3]
Cut stone and stone products	328		12/84	130.9	131.2	131.3	.4	.1
Cut stone and stone products	3281		12/84	130.9	131.2	131.3	.4	.1
Primary products		3281-P	12/84	131.1	131.3	131.4	.3	.1
Dressed dimension granite, including gneiss, syenite, diorite, and cut granite		3281-1	12/84	123.3	123.3	123.0	-.1	-.2
Building stone		3281-113	12/84	96.5	96.5	96.5	.7	0
Monumental stone		3281-135	12/84	135.3	135.4	135.4	.1	0
Other granite products such as paving blocks and curbing		3281-198	12/84	105.4	105.1	102.8	-2.5	-2.2
Dressed dimension limestone, including dolomite, travertine, calcareous tufa, and cut limestone		3281-2	12/84	137.4	137.5	137.4	0	-.1
Building stone		3281-213	12/84	137.4	137.4	137.4	0	0
Other limestone products, such as flagging		3281-298	12/93	100.0	100.9	100.3	[3]	-.6
Dressed dimension marble and other stone		3281-3	12/84	144.0	144.9	146.5	1.7	1.1
Building stone, monumental stone, and other marble products		3281-337	12/84	150.9	152.5	155.2	2.8	1.8
Monumental stone		3281-33715	12/84	122.9	[3]	[3]	[3]	[3]
Other marble products		3281-33717	12/93	100.0	106.4	103.8	[3]	-2.4
Other stone, such as slate, sandstone, gabbro, basalt, and other dressed stone products		3281-398	12/84	[3]	134.9	134.9	[3]	0
Secondary products		3281-S	12/84	[3]	133.9	133.9	[3]	0
Abrasives, asbestos, and miscellaneous nonmetallic mineral products	329		12/84	116.8	117.6	118.8	2.8	1.0
Abrasive products	3291		12/80	156.4	157.5	159.7	2.2	1.4
Primary products		3291-P	12/80	151.0	151.3	153.6	1.9	1.5
Nonmetallic sized grains, powders, and flour abrasives		3291-5	06/87	111.3	111.2	111.8	.4	.5
Synthetic nonmetallic sized grains, powders, and flour abrasives		3291-5A	06/87	110.9	110.8	111.3	.4	.5
Silicon carbide		3291-517	12/80	92.7	92.3	94.8	2.2	2.7
Aluminum oxide		3291-519	12/80	93.3	93.3	93.3	0	0
Nonmetallic abrasive products (including diamond abrasives)		3291-6	12/80	155.8	155.9	156.1	-.5	.1
Resinoid and shellac bond		3291-6A	06/87	129.9	130.0	130.0	-2.1	0
Reinforced		3291-637	12/80	175.9	175.9	175.9	-.4	0
Nonoreinforced		3291-642	12/80	161.4	161.6	161.6	-3.5	0
Vitrified bond		3291-631	12/80	163.4	163.4	163.4	-.2	0
Diamond wheels		3291-671	06/87	116.2	116.2	117.2	.9	.9
Other bond		3291-67102	12/80	119.5	[3]	121.7	2.0	[3]
Nonmetallic coated abrasive products, buffing wheels, polishing wheels, and laps		3291-7	12/80	180.8	180.9	186.8	3.3	3.3
Cloth (all bonds)		3291-71	06/87	133.4	133.5	140.8	5.5	5.5
Glue bond		3291-711	06/87	140.6	140.6	143.6	2.1	2.1
Other shapes		3291-71102	12/80	225.7	225.7	230.5	2.1	2.1
Resin and waterproof bond		3291-715	06/87	131.1	131.2	139.9	6.7	6.6
Belts		3291-71501	12/80	180.4	180.7	189.6	5.1	4.9
Paper (all bonds)		3291-72	06/87	126.5	126.5	128.7	1.7	1.7
Glue bond		3291-721	06/87	124.0	124.0	128.4	3.5	3.5
Other shapes		3291-72102	12/80	190.6	190.6	197.3	3.5	3.5

See footnotes at end of table.

Digitized for FRASER
http://fraser.stlouisfed.org/
Federal Reserve Bank of St. Louis

Table 5. Producer price indexes for the net output of selected industries and their products—Continued

Industry and product[1]	Industry code	Product code	Index base	Index			Unadjusted percent change to Apr. 1994 from —	
				Dec. 1993[2]	Mar. 1994[2]	Apr. 1994[2]	Apr. 1993	Mar. 1994
Abrasive products—Continued								
Other (including paper-cloth, vulcanized cloth-fiber combinations)		3291-739	12/80	155.8	155.8	155.8	0	0
Metal abrasives (including scouring pads)		3291-8	12/80	147.2	149.2	147.9	5.4	-.9
Steel wool		3291-831	12/80	149.3	(3)	155.4	4.1	(3)
Secondary products and miscellaneous receipts		3291-SM						
Miscellaneous receipts		3291-M	12/80	200.5	202.8	207.6	3.5	2.4
Resales		3291-Z89	12/80	200.5	202.8	207.6	3.5	2.4
Secondary products		3291-S	12/80	163.4	(3)	167.6	2.3	(3)
Asbestos products	3292		12/85	96.0	95.1	95.1	-1.9	0
Primary products		3292-P	12/85	98.4	98.4	98.4	.7	0
Asbestos friction materials		3292-2	12/85	101.1	101.1	101.1	-1.3	0
Secondary products and miscellaneous receipts		3292-SM						
Minerals and earths, ground or treated	3295		06/85	112.9	114.1	114.9	3.2	.7
Primary products		3295-P	06/85	115.4	116.6	117.5	3.6	.8
Minerals and earths, ground or treated		3295-1	06/85	115.4	116.6	117.5	3.6	.8
Lightweight aggregate, expanded clay, slag, perlite, haydite, pumice and diatomaceous earth		3295-111	06/85	115.1	115.1	117.9	1.0	2.4
Slag, including crushed and ground		3295-131	06/85	110.2	111.0	111.0	6.7	0
Clays, artificially activated with acid or other materials		3295-185	07/85	96.9	95.8	97.1	(3)	1.4
Other minerals and earths, ground or treated, incl. feldspar, roof granules and barite		3295-198	06/85	119.7	122.3	123.0	4.8	.6
Mineral wool	3296		12/81	112.1	113.2	114.7	5.1	1.3
Primary products		3296-P	12/81	110.4	111.6	113.3	5.4	1.5
Mineral wool for structural insulation		3296-1	12/81	98.7	99.5	101.8	6.3	2.3
Loose fiber and granulated fiber		3296-111	12/81	97.8	95.9	98.6	.6	2.8
Building batts, blankets, and rolls		3296-135	12/81	103.3	104.6	106.1	5.4	1.4
R-19.0 or over		3296-13531	05/82	87.2	88.3	89.6	7.3	1.5
R-11.0 to R-18.9		3296-13535	12/81	109.2	110.8	112.6	4.0	1.6
Other mineral wool for structural insulation, including insulating board		3296-198	12/81	106.4	(3)	108.7	3.9	(3)
Mineral wool for industrial, equipment, and appliance insulation		3296-2	12/81	129.6	131.9	131.8	3.7	-.1
Blankets (flexible) including fabricated pieces, rolls, and batts		3296-235	12/81	140.6	140.6	140.6	3.8	0
Faced and metal meshed		3296-23536	10/82	159.9	159.9	159.9	0	0
Molded insulation (such as special automotive, appliance, and aerospace items)		3296-245	12/81	159.9	(3)	(3)	(3)	(3)
Other mineral wool for industrial, equipment, and appliance insulation		3296-298	12/81	122.7	126.8	126.6	3.2	-.2
Nonclay refractories	3297		12/85	112.8	112.5	113.0	.1	.4
Primary products		3297-P	12/85	113.8	113.7	114.2	.4	.4
Bricks and shapes		3297-1	12/85	111.2	110.9	111.7	.4	.7
Silica bricks and shapes		3297-111	12/85	80.2	80.2	80.2	-.7	0
Magnesite and magnesite-chrome bricks and shapes		3297-112	12/85	106.0	104.4	106.2	-.7	1.7
Extra-high alumina bricks & shapes, made predominantly of fused and synthetic aluminas		3297-116	12/85	118.0	121.3	121.3	3.1	0
Silicon carbide bricks and shapes, made predominantly of silicon carbide, except kiln furnitur		3297-118	07/92	104.3	104.3	104.3	4.3	0
Zircon and zirconia bricks and shapes, made predominantly of either of these materials		3297-119	01/91	100.9	100.9	(3)	(3)	(3)
All other bricks and shapes, including dolomite, dolomite-magnesite and carbon refractories		3297-121	12/85	119.5	120.9	120.6	.9	-.2
Castables (hydraulic setting)		3297-3	12/85	124.1	124.1	124.1	.5	0
Plastic refractories & ramming mixes, wet & dry, and castables of nonhydraulic setting type		3297-4	12/85	128.6	129.1	129.1	.4	0
Extra-high alumina plastics and ramming mixes, predom. of fused or synthetic aluminas & mullit		3297-412	12/85	130.3	132.1	132.1	1.4	0
Gunning mixes, basic and other		3297-5	12/85	109.1	109.1	109.1	.1	0
Other nonclay refractory materials in lump or ground form		3297-6	12/85	108.3	108.3	108.3	.7	0
Domestic ship. for direct use by customers as finished refractories, and all exported material		3297-611	12/85	109.9	109.9	109.9	.7	0
Ceramic refractory fibers		3297-7	06/92	110.3	110.3	110.3	1.1	0
Secondary products		3297-S	12/85	111.9	110.6	111.2	-2.7	.5
Nonmetallic mineral products, n.e.c.	3299		12/85	112.0	111.7	111.7	-.1	0
Primary products		3299-P	12/85	109.2	108.8	108.8	-.2	0
Statuary and art goods (factory made)		3299-2	12/85	122.7	122.7	122.7	.1	0
Other nonmetallic mineral products		3299-3	12/85	100.0	100.0	100.0	.2	0
Secondary products and miscellaneous receipts		3299-SM						
Secondary products		3299-S	12/85	134.5	135.0	135.0	(3)	0
Primary metal industries	33		12/84	112.4	114.2	114.2	3.0	0
Blast furnaces, steel works, and rolling and finishing mills	331		12/84	107.2	108.0	107.8	4.8	-.2
Blast furnaces and steel mills	3312		06/82	110.5	111.4	111.0	4.7	-.4
Primary products		3312-P	06/82	109.4	110.3	110.1	4.6	-.2
Open die or smith forgings (hammer or press), ferrous		3312-B	06/82	103.9	103.7	(3)	(3)	(3)

See footnotes at end of table.

Digitized for FRASER
http://fraser.stlouisfed.org/
Federal Reserve Bank of St. Louis

Table 5. Producer price indexes for the net output of selected industries and their products—Continued

Industry and product[1]	Industry code	Product code	Index base	Index			Unadjusted percent change to Apr. 1994 from —	
				Dec. 1993[2]	Mar. 1994[2]	Apr. 1994[2]	Apr. 1993	Mar. 1994
Blast furnaces and steel mills—Continued								
Open die or smith forgings (hammer or press), ferrous		3312-B62	12/89	108.2	108.1	(3)	(3)	(3)
Rails, wheels, and track accessories		3312-C	06/82	116.3	116.7	116.7	1.7	0
Coke oven and blast furnace products		3312-1	06/82	87.1	86.9	88.2	1.5	1.5
Coke oven products		3312-1A	06/82	83.7	83.6	84.8	1.4	1.4
Coke, except screenings and breeze		3312-111	06/82	86.8	88.7	88.3	1.6	-.5
Furnace coke		3312-11111	06/82	80.5	82.4	82.1	2.2	-.4
Steel ingots and semifinished shapes and forms		3312-2	06/82	105.2	106.9	108.4	7.9	1.4
Semifinished products (excluding wire rods), carbon		3312-213	06/82	110.1	112.4	112.4	6.2	0
Billets, carbon		3312-21311	06/82	112.2	114.5	114.5	6.2	0
Wire rods, carbon		3312-219	06/82	113.3	114.4	112.1	10.6	-2.0
Semifinished products (excluding wire rods), alloy		3312-236	06/82	96.3	96.3	107.2	8.5	11.3
Billets, alloy		3312-23611	06/82	84.2	84.2	93.6	8.5	11.2
Semifinished products (excluding wire rods), stainless		3312-256	06/82	90.8	95.8	95.8	.4	0
Tin mill products, h.r. sheets and strip (incl. metallic coated and electrical)		3312-3	06/82	121.6	121.6	120.2	4.0	-1.2
Sheets, h.r., carbon		3312-311	06/82	113.3	115.3	111.4	7.1	-3.4
Sheets and strip, hot dipped galvanized, carbon		3312-313	06/82	123.9	124.8	124.4	6.8	-.3
Sheets and strip, electrolytic galvanized, carbon		3312-315	06/82	117.2	116.2	116.3	3.3	.1
Strip, h.r., carbon		3312-319	06/82	108.7	113.4	113.7	9.9	.3
Tinplate		3312-326	06/82	142.0	138.9	136.5	-6.7	-1.7
Tin free steel		3312-328	06/82	142.2	139.5	144.4	.3	3.5
Hot rolled bars, plates and structural shapes		3312-4	06/82	104.7	106.5	107.2	6.1	.7
Plates, carbon		3312-412	12/89	93.5	93.6	96.9	8.8	3.5
Heavy structural shapes, piling and piles, carbon		3312-415	06/82	87.9	87.8	87.2	.5	-.7
Heavy structural shapes, carbon		3312-41511	06/82	87.8	87.8	87.2	.5	-.7
Bars, h.r., carbon		3312-422	06/82	117.0	119.0	119.8	9.3	.7
Bars, h.r., carbon, merchant quality		3312-42211	06/82	112.0	112.3	112.6	5.9	.3
Bars, h.r., carbon, special quality		3312-42212	06/82	121.9	125.5	126.9	12.5	1.1
Bars, light structurals, carbon		3312-424	06/82	115.8	116.0	116.5	8.0	.4
Concrete reinforcing bars, carbon		3312-425	06/82	108.0	111.1	112.9	8.1	1.6
Plates, alloy		3312-431	06/82	89.4	95.2	91.6	.1	-3.8
Bars, h.r. (including light structurals), alloy		3312-441	06/82	112.8	115.3	116.2	8.9	.8
Tool steel, other than high speed, alloy		3312-449	06/82	116.0	116.0	116.0	-.8	0
Plates and structural shapes, stainless		3312-45	06/82	105.9	108.1	108.1	-2.3	0
Plates, stainless		3312-453	06/82	104.1	106.4	106.4	-2.5	0
Grade 304		3312-45314	12/89	78.6	78.5	78.5	-3.6	0
Other 300 series		3312-45315	12/89	75.3	74.3	74.3	-2.2	0
Bars, h.r., stainless		3312-461	06/82	109.8	111.3	111.2	-4.8	-.1
Grade 304		3312-46114	12/89	87.0	88.3	88.2	-4.9	-.1
Steel wire		3312-5	06/82	106.5	106.5	106.5	.9	0
Carbon wire		3312-5A	06/82	103.2	103.2	103.2	1.3	0
Plain wire, carbon		3312-511	06/82	102.6	102.6	102.6	1.3	0
Steel pipe and tubes		3312-6	06/82	85.7	87.2	86.6	2.2	-.7
Pipe and oil country tubular goods, carbon		3312-6A	06/82	78.1	80.2	79.2	3.5	-1.2
Oil country tubular goods, carbon		3312-619	06/82	64.6	64.6	62.5	.6	-3.3
Casing (OCTG), carbon		3312-61911	06/82	60.5	60.5	59.6	3.1	-1.5
Cold rolled sheets and strip (excl. metallic coated and electrical)		3312-7	06/82	118.9	120.3	120.0	5.2	-.2
Sheets and strip, c.r., carbon		3312-71	12/89	100.7	102.4	102.0	7.0	-.4
Sheets, c.r., carbon		3312-711	06/82	121.4	123.0	122.3	6.6	-.6
Sheets and strip, c.r., stainless		3312-75	12/89	91.1	90.4	(3)	(3)	(3)
Sheets, c.r., stainless		3312-751	12/89	91.2	90.3	(3)	(3)	(3)
Grade 304		3312-75114	12/89	88.0	86.0	(3)	(3)	(3)
Strip, c.r., stainless		3312-755	06/82	108.0	107.6	(3)	(3)	(3)
Grade 304		3312-75514	12/89	91.6	91.1	(3)	(3)	(3)
Cold finished bars		3312-8	06/82	101.6	101.8	102.1	5.0	.3
Bars, c.f., stainless		3312-851	06/82	91.4	91.9	91.9	-6.3	0
Grade 304		3312-85114	12/89	83.6	84.8	84.8	-1.9	0
Other 300 series		3312-85115	12/89	80.2	(3)	80.5	-15.3	(3)
Secondary products and miscellaneous receipts		3312-SM						
Secondary products		3312-S	06/82	116.0	116.0	116.0	2.8	0
Electrometallurgical products	3313		06/83	118.8	119.2	119.0	-.2	-.2
Primary products		3313-P	06/83	119.1	119.4	119.2	-.2	-.2
Ferrosilicon		3313-3	06/83	113.0	117.8	117.6	7.7	-.2
Other ferroalloys and products made in electric and other furnaces, except blast furnaces		3313-4	06/83	129.4	127.8	127.2	-4.9	-.5
Other ferroalloys		3313-469	12/88	87.7	87.0	86.3	(3)	-.8
Steel wire and related products - mfpm	3315		06/82	117.0	117.9	117.8	5.5	-.1
Primary products		3315-P	06/82	115.3	116.2	116.0	5.4	-.2
Noninsulated ferrous wire rope, cable and strand		3315-1	06/82	137.6	138.1	138.5	5.8	.3
Wire rope and cable		3315-111	06/82	148.3	148.3	148.7	8.1	.3
Wire strand and forms		3315-151	12/89	102.2	103.8	103.8	-.5	0
Steel nails and spikes		3315-2	06/82	112.1	112.1	115.5	4.3	3.0
Steel wire nails		3315-2A	06/82	114.6	114.7	119.0	5.4	3.7
Bright nails		3315-211	06/82	114.2	114.2	120.2	7.6	5.3
Galvanized nails		3315-213	06/82	115.5	115.5	119.3	3.7	3.3
Other nails		3315-218	12/89	103.2	103.6	103.6	2.2	0
Wire staples and tacks, cut nails and spikes		3315-2B	06/82	109.2	109.2	110.5	1.8	1.2

See footnotes at end of table.

Digitized for FRASER
http://fraser.stlouisfed.org/
Federal Reserve Bank of St. Louis

Table 5. Producer price indexes for the net output of selected industries and their products—Continued

Industry and product[1]	Industry code	Product code	Index base	Index			Unadjusted percent change to Apr. 1994 from —	
				Dec. 1993[2]	Mar. 1994[2]	Apr. 1994[2]	Apr. 1993	Mar. 1994
Steel wire and related products - mfpm—Continued								
Steel wire staples		3315-223	06/82	113.1	113.2	115.3	3.5	1.9
Steel wire		3315-5	06/82	103.8	103.5	103.5	4.4	0
Carbon wire		3315-5A	06/82	104.7	104.3	104.3	6.0	0
Plain wire, carbon		3315-511	06/82	105.9	105.6	105.4	7.4	-.2
Galvanized wire, carbon		3315-515	06/82	96.1	94.7	95.4	4.1	.7
Other coated wire, carbon		3315-519	06/82	102.7	102.8	103.2	.6	.4
Stainless wire		3315-551	06/82	123.1	123.1	123.1	-.1	0
Steel fencing and fence gates		3315-6	06/82	125.2	[3]	126.3	1.8	[3]
Ferrous wire cloth and other woven wire products		3315-7	06/82	107.4	106.4	106.0	6.3	-.4
Other fabricated ferrous wire products		3315-9	06/82	114.1	116.1	116.5	8.8	.3
Welded steel wire fabric		3315-96	06/82	99.8	100.5	101.1	9.3	.6
Welded steel wire fabric (concrete reinforcing mesh)		3315-961	06/82	100.3	100.9	101.5	9.3	.6
Other wire products		3315-98	12/89	110.9	117.0	[3]	[3]	[3]
Other wire products		3315-989	12/89	110.9	117.0	[3]	[3]	[3]
Secondary products and miscellaneous receipts		3315-SM						
Secondary products		3315-S	06/82	137.0	137.9	137.9	-1.8	0
Cold finishing of steel shapes - mfpm	3316		06/82	114.9	115.4	116.7	4.9	1.1
Primary products		3316-P	06/82	114.2	114.3	114.9	3.1	.5
Sheets and strip, metallic coated and electrical, c.r		3316-3	06/82	105.6	105.6	105.6	4.7	0
Cold rolled sheets and strip		3316-7	06/82	122.9	123.2	123.4	2.5	.2
Sheets and strip, c.r., carbon		3316-71	12/89	103.6	104.3	104.6	3.7	.3
Strip, c.r., carbon		3316-715	06/82	116.5	117.3	117.6	3.7	.3
Sheets and strip, c.r., alloy		3316-73	12/89	102.1	102.4	102.4	2.8	0
Strip, c.r., alloy		3316-735	06/82	122.8	123.1	123.1	2.8	0
Sheets and strip, c.r., stainless		3316-75	12/89	87.6	86.2	86.2	-2.4	0
Strip, c.r., stainless		3316-755	06/82	122.7	120.0	120.0	-3.1	0
Grade 304		3316-75514	12/89	91.0	89.9	[3]	[3]	[3]
Cold finished bars		3316-8	06/82	101.7	101.3	102.8	4.3	1.5
Bars, c.f., carbon		3316-811	06/82	105.6	105.1	106.6	4.8	1.4
Steel pipe and tubes - mfpm	3317		06/82	113.0	114.1	114.7	4.1	.5
Primary products		3317-P	06/82	112.4	113.9	114.6	4.6	.6
Steel pipe and tubes		3317-6	06/82	112.4	113.9	114.6	4.6	.6
Pipe and oil country tubular goods, carbon		3317-6A	06/82	122.6	123.1	125.1	5.4	1.6
Standard pipe, carbon		3317-611	06/82	143.9	147.1	155.4	11.6	5.6
Pressure tubing, carbon		3317-6B	06/82	101.7	101.7	101.7	-.6	0
Pressure tubing, welded, carbon		3317-622	06/82	111.7	111.7	111.7	1.2	0
Mechanical tubing, carbon		3317-6C	06/82	114.9	117.6	117.8	8.3	.2
Mechanical tubing, seamless, carbon		3317-623	06/82	76.7	78.7	78.7	4.7	0
Mechanical tubing, welded, carbon		3317-624	06/82	123.8	126.6	126.8	8.5	.2
Structural pipe and tubing, carbon		3317-627	06/82	112.1	112.6	112.6	1.2	0
Pipe and tubing, alloy		3317-6E	06/82	107.2	109.9	109.8	4.1	-.1
Pressure tubing, stainless		3317-6F	06/82	82.4	84.7	84.7	-3.3	0
Pressure tubing, welded, stainless		3317-662	06/82	92.2	94.6	94.6	-4.4	0
Mechanical tubing, stainless		3317-6G	06/82	120.1	120.6	120.0	-2.8	-.5
Mechanical tubing, welded, stainless		3317-664	06/82	135.4	135.4	134.6	-4.0	-.6
Other pipe and tubing (including standard pipe), stainless		3317-669	06/82	106.1	105.6	105.5	-4.4	-.1
Secondary products		3317-S	06/82	120.5	[3]	120.5	-1.5	[3]
Iron and steel foundries	332		12/84	116.5	117.2	117.9	2.0	.6
Gray iron foundries	3321		12/80	129.2	130.1	131.1	2.4	.8
Primary products		3321-P	12/80	128.0	129.1	129.8	2.2	.5
Cast iron pressure and soil pipe and fittings		3321-1	12/80	135.6	139.8	140.8	7.3	.7
Pressure pipe and fittings, ductile iron		3321-111	12/80	117.5	120.9	122.1	6.2	1.0
Pressure pipe, ductile iron		3321-11101	06/86	108.7	110.6	111.9	5.5	1.2
Pressure pipe fittings, ductile iron		3321-11102	06/86	115.7	126.1	126.1	10.0	0
Pressure pipe and fittings, gray iron		3321-121	12/80	154.7	156.8	156.9	6.2	.1
Pressure pipe, gray iron		3321-12101	06/93	100.0	105.8	105.8	[3]	0
Pressure pipe fittings, gray iron		3321-12102	06/86	135.0	136.6	136.6	6.1	0
Soil pipe and fittings, gray iron		3321-131	12/80	172.6	181.1	181.1	14.3	0
Soil pipe, gray iron		3321-13101	06/86	108.2	112.7	112.7	12.7	0
Soil pipe fittings, gray iron		3321-13102	06/86	105.7	112.6	112.6	[3]	0
Other ductile iron castings		3321-2	06/86	100.8	102.0	102.4	1.0	.4
Automotive uses		3321-222	06/86	100.1	101.2	101.5	-.2	.3
Passenger cars		3321-22201	12/80	118.1	118.3	118.8	-1.4	.4
All other automotive uses		3321-22202	12/80	103.4	106.0	106.0	2.8	.0
Construction and utility uses		3321-224	06/93	100.6	101.7	101.7	[3]	0
Valve uses		3321-231	06/86	114.8	116.6	120.8	[3]	3.6
Machinery uses		3321-233	06/86	107.6	108.9	108.9	1.9	0
All other uses		3321-239	06/86	102.3	103.4	103.9	2.5	.5
Other gray iron castings		3321-4	06/86	112.3	112.5	113.1	1.3	.5
Automotive uses		3321-439	06/86	107.9	108.2	109.2	.7	.9
Passenger cars		3321-43901	12/80	120.5	120.6	122.1	-.2	1.2
All other automotive uses		3321-43902	12/80	134.1	134.7	135.1	2.0	.3
Construction and utility uses		3321-449	06/86	122.3	122.3	122.4	2.9	.1
All other uses		3321-498	06/86	117.4	117.8	118.1	2.3	.3
Secondary products and miscellaneous receipts		3321-SM						
Secondary products		3321-S	12/80	143.7	144.0	148.3	5.3	3.0

See footnotes at end of table.

Digitized for FRASER
http://fraser.stlouisfed.org/
Federal Reserve Bank of St. Louis

Table 5. Producer price indexes for the net output of selected industries and their products—Continued

Industry and product[1]	Industry code	Product code	Index base	Index			Unadjusted percent change to Apr. 1994 from —	
				Dec. 1993[2]	Mar. 1994[2]	Apr. 1994[2]	Apr. 1993	Mar. 1994
Malleable iron foundries	3322		06/81	120.9	122.4	123.0	3.6	0.5
Primary products		3322-P	06/81	121.1	122.5	123.2	3.7	.6
Standard malleable iron castings		3322-1	06/93	102.8	105.0	105.0	(3)	0
Steel investment foundries	3324		06/81	178.6	177.1	177.2	-1.1	.1
Primary products		3324-P	06/81	177.8	176.0	176.1	-1.7	.1
Carbon and low alloy steel investment castings		3324-2	06/81	147.1	147.3	147.4	-1.9	.1
Commercial application, other than aerospace		3324-213	06/81	147.0	147.2	147.4	-1.9	.1
High alloy steel investment castings, including stainless steel		3324-3	06/81	187.1	187.5	187.9	1.2	.2
Aerospace application		3324-311	06/93	101.7	101.7	102.1	(3)	.4
Commercial application, other than aerospace		3324-313	06/93	99.7	100.1	100.3	(3)	.2
Hi-temp metal castings (iron, nickel, or cobalt-base alloys)		3324-4	06/93	99.2	97.8	97.8	(3)	0
Aerospace application		3324-411	06/93	99.2	97.7	97.7	(3)	0
Commercial application, other than aerospace		3324-413	06/93	100.1	100.1	100.1	(3)	0
Secondary products and miscellaneous receipts		3324-SM						
Secondary products		3324-S	06/81	192.5	192.5	192.8	4.2	.2
Steel foundries, n.e.c.	3325		06/81	123.8	125.6	125.9	2.8	.2
Primary products		3325-P	06/81	130.2	132.2	132.7	3.4	.4
Carbon steel castings		3325-2	06/81	130.7	133.8	134.5	4.7	.5
Railroad wheels and specialties		3325-214	06/81	123.6	129.4	129.2	6.1	-.2
All other carbon steel castings, including rolls for rolling mills		3325-219	06/81	134.7	136.2	137.4	4.0	.9
High alloy steel castings, including stainless steel		3325-4	06/81	123.9	125.9	125.8	1.5	-.1
Low alloy steel castings		3325-5	06/81	133.9	134.0	134.5	2.7	.4
All other low alloy steel castings		3325-559	06/81	136.2	136.3	136.9	.4	.4
Secondary products and miscellaneous receipts		3325-SM						
Secondary products		3325-S	06/81	77.1	77.1	75.7	(3)	-1.8
Primary smelting and refining of nonferrous metals	333		12/80	88.9	93.9	95.2	4.2	1.4
Primary copper	3331		06/80	110.2	123.0	121.1	.9	-1.5
Primary products		3331-P	06/80	95.4	110.7	108.8	-5.2	-1.7
Smelted copper		3331-1						
Refined copper		3331-2	06/80	96.0	109.5	104.6	-3.2	-4.5
Copper cathode		3331-217	06/80	96.5	111.3	105.8	-3.2	-4.9
Other refined copper		3331-226	12/87	64.0	71.2	68.8	-3.1	-3.4
Primary aluminum	3334		06/80	86.5	94.6	98.6	9.1	4.2
Primary products		3334-P	06/80	88.5	97.1	101.1	9.1	4.1
Primary aluminum, except extrusion billet		3334-7	06/80	88.2	95.7	100.2	8.9	4.7
Aluminum ingot, unalloyed		3334-71111	06/80	96.6	106.4	113.1	11.1	6.3
Other primary aluminum, except extrusion billet		3334-71113	06/80	73.1	84.5	85.6	8.6	1.3
Aluminum extrusion billet		3334-8	06/80	88.8	105.2	105.3	11.0	.1
Primary nonferrous metals, n.e.c.	3339		06/80	88.9	85.5	85.7	1.1	.2
Primary products		3339-P	06/80	91.8	87.6	87.9	.8	.3
Primary zinc		3339-3	06/80	114.4	(3)	105.2	-12.0	(3)
Refined zinc		3339-341	06/88	72.9	(3)	67.0	-12.1	(3)
Zinc slab, high grade		3339-34113	06/88	79.0	(3)	78.4	-6.0	(3)
Secondary products and miscellaneous receipts		3339-SM						
Secondary nonferrous metals	334		06/80	77.1	83.3	83.1	6.9	-.2
Secondary nonferrous metals	3341		06/80	77.1	83.3	83.1	6.9	-.2
Primary products		3341-P	06/80	77.1	84.4	84.2	7.8	-.2
Copper		3341-2	06/80	93.5	(3)	(3)	(3)	(3)
Lead		3341-3	06/80	71.5	71.7	71.8	2.0	.1
Lead, unalloyed		3341-311	06/80	81.8	82.1	81.7	5.8	-.5
Zinc		3341-4	06/80	111.4	107.3	108.3	-4.4	.9
Zinc base alloys		3341-411	06/80	109.7	105.7	106.6	-4.6	.9
Precious metals		3341-5	06/80	53.6	(3)	(3)	(3)	(3)
Other nonferrous metals		3341-6	06/80	49.9	49.1	48.8	-7.6	-.6
Other nonferrous metals		3341-645	06/88	111.4	(3)	(3)	(3)	(3)
Aluminum		3341-7	06/80	84.9	104.6	106.5	19.1	1.8
Ingot for die casting		3341-715	06/88	56.8	70.2	71.5	19.8	1.9
Other aluminum		3341-745	06/88	55.9	66.3	67.2	12.9	1.4
Secondary products and miscellaneous receipts		3341-SM						
Miscellaneous receipts		3341-M	06/80	90.2	90.7	90.0	1.8	-.8
Contract toll work		3341-Y85	06/80	88.0	88.5	87.9	1.9	-.7
Rolling, drawing and extruding of nonferrous metals	335		12/84	121.3	124.9	124.5	1.0	-.3
Rolling, drawing and extruding of copper	3351		12/80	125.8	132.2	131.1	-2.5	-.8
Primary products		3351-P	12/80	131.8	139.2	137.9	-2.2	-.9
Copper and copper-base alloy wire		3351-1	12/80	(3)	140.0	144.4	(3)	3.1
Alloyed		3351-131	12/80	(3)	129.9	133.9	(3)	3.1
Copper and copper-base alloy rod, bar and shapes		3351-3	12/80	133.0	142.4	140.8	-3.6	-1.1
Unalloyed copper bars, shapes and non-electrical rod		3351-311	12/80	117.9	130.1	126.0	-2.1	-3.2
Rod		3351-31115	12/80	114.2	(3)	(3)	(3)	(3)
Bars and shapes		3351-31118	12/86	131.5	142.0	138.4	-2.7	-2.5

See footnotes at end of table.

Digitized for FRASER
http://fraser.stlouisfed.org/
Federal Reserve Bank of St. Louis

Table 5. Producer price indexes for the net output of selected industries and their products—Continued

Industry and product[1]	Industry code	Product code	Index base	Index			Unadjusted percent change to Apr. 1994 from —	
				Dec. 1993[2]	Mar. 1994[2]	Apr. 1994[2]	Apr. 1993	Mar. 1994
Rolling, drawing and extruding of copper—Continued								
Copper-base alloy rod, bar and shapes		3351-332	12/80	148.2	152.7	155.1	-5.0	1.6
Rod		3351-33218	12/80	140.0	143.9	146.9	-5.8	2.1
Copper and copper-base alloy sheet, strip and plate		3351-4	12/80	149.1	155.8	153.8	-.5	-1.3
Unalloyed copper flat products		3351-413	12/80	134.2	142.4	139.6	-1.8	-2.0
Strip		3351-41322	12/80	132.4	(3)	(3)	(3)	(3)
Sheet, plate and other flat products		3351-41326	12/86	(3)	142.9	140.3	(3)	-1.8
Copper-base alloy flat products		3351-435	12/80	154.3	160.4	158.7	-.2	-1.1
Strip		3351-43526	12/80	144.7	149.9	148.2	-.6	-1.1
Sheet, plate and other flat products		3351-43531	12/86	(3)	193.7	192.6	(3)	-.6
Copper and copper-base alloy pipe and tube		3351-5	12/80	111.6	119.5	117.9	-5.1	-1.3
Unalloyed pipe and tube, plumbing		3351-516	12/80	(3)	106.4	104.9	(3)	-1.4
Copper-base alloy pipe and tube, non-plumbing		3351-538	12/80	114.8	117.0	117.2	-2.4	.2
Secondary products and miscellaneous receipts		3351-SM	12/80	(3)	(3)	(3)	(3)	(3)
Secondary products		3351-S	12/80	89.7	(3)	(3)	(3)	(3)
Secondary products		3351-SS	12/80	89.7	(3)	(3)	(3)	(3)
Aluminum sheet, plate, foil and welded tube products	3353		06/81	121.4	123.7	123.7	.6	0
Primary products		3353-P	06/81	122.6	125.2	125.2	.6	0
Aluminum sheet		3353-2	06/81	121.3	124.8	124.8	1.1	0
Coiled, nonheat-treatable, bare		3353-231	06/81	111.8	116.1	116.1	1.4	0
Coiled, nonheat-treatable, bare, all others		3353-23115	06/81	119.9	125.2	(3)	(3)	(3)
Aluminum foil		3353-3						
Plain aluminum foil (under .006 in.)		3353-351	06/81	119.7	115.7	115.7	-2.4	0
Aluminum extruded products	3354		12/81	118.4	124.8	124.2	4.9	-.5
Primary products		3354-P	12/81	117.7	125.1	124.4	5.2	-.6
Extruded aluminum rod, bar, and other extruded shapes except tube		3354-1	12/81	117.2	126.3	125.3	6.5	-.8
Extruded rod and bar with alloys other than 2000 and 7000 series		3354-115	12/81	110.8	123.3	119.9	8.9	-2.8
Rod		3354-11511	12/81	101.2	115.3	116.2	13.7	.8
Bar		3354-11512	12/81	(3)	(3)	(3)	(3)	(3)
Other extruded shapes except tube, with alloys other than 2000 and 7000 series		3354-125	12/81	113.6	121.5	121.5	7.1	0
Other extruded shapes, circle size 1 to, not including 2		3354-12501	12/81	137.4	137.4	141.9	2.3	3.3
Other extruded shapes, circle size 2 to, not including3		3354-12502	12/81	126.0	129.7	128.2	2.1	-1.2
Other extruded shapes, circle size 3 to, not including 4		3354-12503	12/81	101.5	110.6	110.5	10.5	-.1
Other extruded shapes, circle size 5 to, not including 6		3354-12505	12/81	117.8	121.9	121.9	5.1	0
Other extruded shapes, circle size 6 to, not including 10		3354-12506	12/81	109.1	118.2	115.7	4.8	-2.1
Other extruded shapes, circle size 10 and over		3354-12512	06/87	111.3	122.5	118.9	6.5	-2.9
Aluminum extruded pipe		3354-139	06/87	116.1	117.0	117.0	-2.2	0
Extruded pipe with alloys other than 2000 and 7000 series		3354-13911	12/81	104.7	110.7	(3)	(3)	(3)
Aluminum extruded and drawn tube		3354-2	12/81	119.7	119.9	120.3	-.7	.3
Extruded tube, 6000 series		3354-251	12/81	114.1	114.3	114.9	-.9	.5
Secondary products and miscellaneous receipts		3354-SM						
Aluminum rolling and drawing, n.e.c.	3355		06/81	117.3	118.8	119.2	3.1	.3
Primary products		3355-P	06/81	120.5	121.5	122.1	2.3	.5
Aluminum and aluminum-base alloy wire and cable		3355-1	06/81	95.0	96.9	(3)	(3)	(3)
Secondary products		3355-S	10/82	92.2	94.9	94.9	6.2	0
Rolling, drawing and extruding of nonferrous metals, except copper and aluminum	3356		06/82	120.0	121.5	120.3	3.9	-1.0
Primary Products		3356-P	06/82	118.2	119.5	118.2	4.0	-1.1
Nickel and nickel-base alloy mill shapes		3356-1	06/82	112.8	111.8	111.9	-6.9	.1
Rod, bar, and other nickel mill shapes, except wire		3356-169	02/85	110.6	118.2	118.0	-3.4	-.2
Titanium mill shapes		3356-2	06/82	86.9	86.7	86.7	-1.4	0
Forging and extrusion billet		3356-274	06/82	94.1	94.1	94.1	-.8	0
Plate, sheet and strip		3356-275	12/87	126.5	126.5	126.5	-.5	0
Other titanium mill shapes, except wire		3356-278	12/87	125.4	125.4	125.4	.2	0
Other nonferrous metal mill shapes		3356-9	06/82	116.7	118.6	118.3	-.7	-.3
Lead mill shapes		3356-954	12/87	88.2	91.2	92.0	-.9	.9
Other lead mill shapes, except powder and wire		3356-95412	06/82	69.3	71.6	72.3	-.8	1.0
Zirconium mill shapes, except wire		3356-961	12/87	95.2	101.8	101.8	3.7	0
Other nonferrous metal wire		3356-992	06/82	125.7	128.8	127.9	-.1	-.7
Other nonferrous metal mill shapes		3356-997	12/87	119.0	(3)	(3)	(3)	(3)
Secondary products and miscellaneous receipts		3356-SM						
Secondary products		3356-S	06/82	139.4	142.6	142.6	2.3	0
Nonferrous wire drawing and insulating	3357		12/82	136.2	140.1	139.8	.9	-.2
Primary products		3357-P	12/82	138.1	142.3	142.0	1.0	-.2
Aluminum and aluminum-base alloy bare wire and cable		3357-A						
Aluminum and aluminum-base alloy bare wire and cable		3357-A11	12/88	69.4	73.3	75.2	5.6	2.6
Copper & copper-base alloy wire & cable for electrical transmission, incl. bare & tinned		3357-B						
Bare wire for electrical transmission		3357-B51	12/88	72.7	78.3	77.8	-.1	-.6
Bare strand and cable for electrical transmission		3357-B71	12/88	72.0	76.7	76.7	.7	0
Other bare nonferrous metal wire		3357-C						
Fiber optic cable		3357-E						
Fiber optic cable		3357-E11	12/88	96.9	98.1	98.1	-.7	0
Electronic wire and cable		3357-1	12/82	138.2	138.5	138.2	.7	-.2

See footnotes at end of table.

Digitized for FRASER
http://fraser.stlouisfed.org/
Federal Reserve Bank of St. Louis

Table 5. Producer price indexes for the net output of selected industries and their products—Continued

Industry and product[1]	Industry code	Product code	Index base	Index			Unadjusted percent change to Apr. 1994 from —	
				Dec. 1993[2]	Mar. 1994[2]	Apr. 1994[2]	Apr. 1993	Mar. 1994
Nonferrous wire drawing and insulating—Continued								
Coaxial cable, armored or unarmored		3357-115	12/82	155.8	155.6	155.7	-0.3	0.1
Rigid and semirigid		3357-11501	12/88	115.0	115.0	115.0	.9	0
Flexible		3357-11502	12/88	95.9	95.5	95.6	-2.5	.1
Hook-up wire, shielded and nonshielded		3357-123	12/82	114.4	114.3	113.4	-1.5	-.8
135 C temperature rating or more		3357-12301	12/88	92.7	92.9	91.6	-1.6	-1.4
Less than 135 C temperature rating		3357-12302	12/88	100.8	100.1	100.3	-1.3	.2
Multiconductor electronic wire and cable, shielded and nonshielded		3357-125	12/82	139.6	140.9	140.3	2.9	-.4
Flat and ribbon cable		3357-12501	12/88	93.3	93.7	93.7	.8	0
Multiconductor cable, excluding flat and ribbon		3357-12502	12/88	103.8	104.8	104.3	3.2	-.5
Other electronic wire and cable		3357-198	12/82	118.8	121.8	121.8	5.5	0
Telephone and telegraph wire and cable		3357-2	12/82	151.2	150.5	150.3	.7	-.1
Inside wiring cable		3357-246	12/82	172.9	176.0	177.9	.5	1.1
Exchange area and toll telephone cable		3357-282	12/88	101.5	(3)	100.5	1.5	(3)
Thermoplastic insulated, polyethylene covered		3357-28202	10/86	141.4	(3)	140.1	1.4	(3)
Control and signal wire and cable		3357-3	12/82	133.6	143.8	144.0	7.1	.1
Signal wire and cable		3357-311	12/82	121.1	(3)	122.3	-6.3	(3)
Building wire and cable with underwriters' labels		3357-4	12/82	125.8	140.0	138.7	2.5	-.9
Thermoset insulated (R, RH, RHH, RHW, etc.)		3357-439	12/88	61.5	66.9	70.3	13.0	5.1
Thermoplastic insulated		3357-441	12/88	63.0	71.3	69.0	0	-3.2
Flame retardant nylon (THHN, THWN)		3357-44101	12/82	121.5	136.8	135.5	5.2	-1.0
Moisture and heat resistant (THW)		3357-44103	12/82	124.5	143.1	134.0	-6.2	-6.4
Nonmetallic branch circuit underground feeder		3357-448	12/82	122.1	134.0	134.8	2.8	.6
Other building wire and cable		3357-458	12/82	118.6	128.0	124.4	-2.7	-2.8
Apparatus wire and cordage		3357-6	12/82	129.7	131.2	132.4	.9	.9
Flexible cordage		3357-612	12/88	96.5	96.2	96.1	.2	-.1
Thermoplastic insulated		3357-61202	12/82	96.4	98.1	98.2	.6	.1
Extension cord sets		3357-61203	12/88	98.8	96.4	96.2	(3)	-.2
Power supply cord		3357-61204	12/88	96.4	96.4	(3)	(3)	(3)
Appliance fixture wire		3357-616	12/82	97.3	100.0	100.0	-2.3	0
Magnet wire		3357-7	12/82	130.7	137.0	137.5	2.8	.4
Film coated, 44 to 7 AWG and larger, class 155		3357-704	12/88	91.0	93.4	93.3	2.8	-.1
Film coated, 44 to 7 AWG amd larger, class 180		3357-705	12/82	119.2	125.5	129.8	7.6	3.4
Film coated, 44 to 7 AWG and larger, class 200		3357-706	12/82	140.0	145.9	144.4	1.0	-1.0
Power wire and cable		3357-8	12/82	112.5	115.8	114.5	-1.6	-1.1
Plastic and rubber insulated, under 601 volts		3357-808	12/88	88.9	91.6	91.4	1.0	-.2
Portable cord and cable		3357-80801	12/88	101.2	104.1	104.7	3.7	.6
Underground distribution cable		3357-80802	12/88	66.2	68.0	68.2	-2.3	.3
Thermoplastic and thermoset insulated cable		3357-80803	10/86	116.2	119.9	118.6	.2	-1.1
Plastic and rubber insulated, 601 volts and higher		3357-831	12/88	73.4	75.9	74.3	-4.4	-2.1
Thermoplastic and thermoset insulated cable		3357-83103	12/88	73.2	75.7	74.2	-4.3	-2.0
Other power wire and cable		3357-898	12/82	130.7	132.5	128.7	-3.8	-2.9
Other insulated wire and cable		3357-9	12/82	128.2	131.0	129.9	-1.9	-.8
Automotive insulated wire and cable		3357-901	12/82	139.5	144.0	143.1	-1.2	-.6
Airframe, shipboard, and ground support cable, except coaxial and ignition		3357-903	12/82	125.8	122.1	123.6	.8	1.2
Other insulated or covered wire and cable		3357-998	12/82	100.9	104.6	102.6	-3.5	-1.9
Secondary products and miscellaneous receipts		3357-SM						
Secondary products		3357-S	12/82	178.2	177.4	177.5	13.5	.1
Nonferrous foundries (castings)	336		12/84	122.4	123.4	124.5	1.1	.9
Aluminum Die Castings	3363		06/91	101.0	102.8	104.4	2.3	1.6
Primary products		3363-P	06/83	126.2	128.6	130.8	2.3	1.7
Motor vehicle die castings		3363-1	06/83	115.2	118.6	120.9	2.6	1.9
Die castings for passenger cars		3363-111	06/83	114.8	118.3	120.4	2.4	1.8
Die castings for other motor vehicles		3363-112	06/83	119.5	121.7	125.0	4.3	2.7
Aircraft die castings		3363-2	06/91	122.0	(3)	(3)	(3)	(3)
Aluminum and aluminum-base alloy die castings, other		3363-3	06/83	134.4	136.2	138.5	2.4	1.7
Die castings for building and construction uses		3363-311	06/83	151.3	153.5	155.2	.7	1.1
Die castings for industrial machinery uses		3363-315	06/83	132.4	133.7	136.4	3.0	2.0
Die castings for electrical uses		3363-316	06/83	122.9	124.8	127.8	5.8	2.4
Other die castings, n.e.c.		3363-317	06/83	111.5	113.2	115.4	1.5	1.9
Secondary products and miscellaneous receipts		3363-SM						
Secondary products		3363-S	06/91	98.8	99.4	99.9	1.9	.5
Nonferrous die-castings, except aluminum	3364		06/91	98.7	98.7	98.8	-.8	.1
Primary products		3364-P	06/91	98.5	98.4	98.4	-1.2	0
Zinc and zinc-base alloy die-castings		3364-1	06/83	131.7	131.4	131.4	-1.5	0
Motor vehicle die-castings		3364-111	06/83	114.9	115.7	115.6	-.2	-.1
Other zinc die-castings		3364-112	06/83	143.1	142.2	142.3	-2.1	.1
Magnesium die-castings		3364-2	07/83	116.9	119.1	119.1	3.7	0
Secondary products and miscellaneous receipts		3364-SM						
Secondary products		3364-S	06/91	100.0	100.6	101.2	1.5	.6
Aluminum Foundries	3365		06/91	102.3	102.7	103.8	1.9	1.1
Primary products		3365-P	06/91	102.5	103.0	104.1	2.0	1.1
Aluminum and aluminum-base alloy sand castings		3365-1	06/83	132.4	133.1	133.9	.5	.6
Motor vehicle sand castings		3365-111	06/83	132.4	132.5	134.0	-.1	1.1
Aircraft sand castings		3365-113	06/91	102.1	102.1	102.1	0	0

See footnotes at end of table.

Digitized for FRASER
http://fraser.stlouisfed.org/
Federal Reserve Bank of St. Louis

Table 5. Producer price indexes for the net output of selected industries and their products—Continued

Industry and product[1]	Industry code	Product code	Index base	Index			Unadjusted percent change to Apr. 1994 from —	
				Dec. 1993[2]	Mar. 1994[2]	Apr. 1994[2]	Apr. 1993	Mar. 1994
Aluminum Foundries—Continued								
Aluminum and aluminum-base alloy sand castings, other		3365-115	06/83	137.1	138.6	138.7	1.2	0.1
Sand castings for industrial machinery uses		3365-11512	06/83	159.3	159.8	160.1	.3	.2
Other sand castings n.e.c.		3365-11514	06/83	138.4	139.6	139.6	2.0	0
Aluminum and aluminum-base alloy permanent mold castings		3365-2	06/83	118.4	118.7	121.5	2.1	2.4
Motor vehicle permanent mold castings		3365-211	06/83	113.6	113.4	119.4	3.7	5.3
Aluminum and aluminum-base alloy permanent mold castings, other		3365-215	06/83	123.9	124.7	124.3	.6	-.3
Permanent mold castings for industrial machinery uses		3365-21512	06/91	93.1	94.0	92.6	-.5	-1.5
Other permanent mold castings n.e.c.		3365-21514	06/83	131.0	133.0	133.0	2.7	0
Other aluminum and aluminum-base alloy castings and cast products		3365-3	06/83	131.6	132.7	132.7	5.3	0
Aluminum and aluminum-base alloy investment castings		3365-311	06/91	107.8	109.2	109.3	4.0	.1
Other aluminum and aluminum-base alloy castings n.e.c.		3365-313	06/91	131.8	131.8	131.8	7.7	0
Secondary products and miscellaneous receipts		3365-SM						
Secondary products		3365-S	06/91	101.1	100.7	101.3	.6	.6
Copper foundries (castings, except die)	3366		06/83	137.7	138.4	138.3	-.9	-.1
Primary products		3366-P	06/83	136.2	137.1	136.9	-1.2	-.1
Copper and copper-base alloy sand castings		3366-1	06/83	136.7	137.6	137.6	-.8	0
Other leaded red and semi-red brasses		3366-113	06/91	99.6	101.5	101.0	-2.7	-.5
Tin bronzes, including leaded and high leaded		3366-115	06/91	103.6	103.6	104.6	1.1	1.0
Other alloys, inc. yellow brasses, nickel and lead bronzes, nickel silvers, and special alloys		3366-117	06/91	103.2	103.6	103.6	.4	0
Copper and high copper alloys		3366-118	06/91	100.8	101.3	101.3	-.1	0
Engineered alloys, inc. manganese, aluminum, and silicon bronzes, and copper nickels		3366-119	06/91	102.3	102.3	102.3	.1	0
Other copper and copper-base alloy castings		3366-2	06/83	140.8	141.7	141.0	-2.7	-.5
Copper and copper-base alloy permanent and semi-permanent mold castings		3366-211	06/91	100.7	101.7	101.4	-.2	-.3
Copper and copper-base alloy investment castings		3366-213	06/91	104.5	104.5	104.5	.2	0
Copper and copper-base alloy centrifugal castings		3366-217	06/91	94.7	95.9	95.3	-2.7	-.6
Other copper and copper-base alloy castings, n.e.c.		3366-219	06/91	89.1	89.2	88.4	-8.7	-.9
Copper-base alloy bearings and bushings, nonmachined		3366-3	06/83	110.2	110.7	110.7	.4	0
Copper-base alloy bearings and bushings, nonmachined		3366-311	06/83	110.2	110.7	110.7	.4	0
Secondary products and miscellaneous receipts		3366-SM						
Secondary products		3366-S	06/83	146.0	145.0	145.3	1.7	.2
Nonferrous castings, except aluminum and copper, and excluding die-castings	3369		06/83	137.7	137.9	137.9	-.6	0
Primary products		3369-P	06/83	134.8	134.3	134.2	-1.5	-.1
Titanium castings, except die		3369-3	06/83	126.9	120.5	120.5	-5.0	0
Superalloy/high temperature alloy investment castings		3369-5	06/91	97.7	97.3	97.1	-2.6	-.2
Secondary products and miscellaneous receipts		3369-SM						
Secondary products		3369-S	06/83	149.5	154.2	155.3	4.6	.7
Miscellaneous primary metal products	339		06/85	116.3	117.0	117.2	1.1	.2
Metal heat treating	3398		06/85	109.4	109.9	110.0	1.0	.1
Primary products		3398-P	06/85	110.1	110.5	110.7	1.1	.2
Metal heat treating services-New England (MA-RI-CT)		3398-1	06/90	102.8	[3]	100.6	-1.7	[3]
Harden and temper		3398-111	06/90	100.9	[3]	100.9	0	[3]
Other metal heat treating services		3398-113	06/90	99.1	[3]	99.1	0	[3]
Metal heat treating services-Middle Atlantic (NY-NJ-E.PA-MD)		3398-2	06/85	119.7	121.7	121.7	1.8	0
Harden and temper		3398-221	06/85	121.6	122.8	122.8	1.0	0
Case hardening		3398-222	06/85	112.7	112.7	112.7	.5	0
Metal heat treating services-South Central (W.PA-OH-IN-KY)		3398-3	06/85	113.5	113.2	113.2	.2	0
Harden and temper		3398-331	06/85	119.3	119.3	119.3	0	0
Case hardening		3398-332	06/85	106.7	105.9	105.9	-1.7	0
Other metal heat treating services		3398-333	06/85	112.3	112.3	112.3	4.2	0
Metal heat treating services-Michigan		3398-4	06/85	101.1	101.6	101.6	.5	0
Harden and temper		3398-441	06/85	100.0	100.2	100.2	.2	0
Case hardening		3398-442	06/85	102.4	102.0	102.1	-.3	.1
Other metal heat treating services		3398-443	06/85	101.3	103.7	103.7	2.4	0
Metal heat treating services-Southeast (VA-NC-SC-GA-AL-TN-FL)		3398-5	06/85	99.1	99.6	99.6	.5	0
Harden and temper		3398-551	06/85	101.4	101.4	101.4	0	0
Case hardening		3398-552	06/85	94.5	94.5	94.5	0	0
Other metal heat treating services		3398-553	06/90	101.5	104.0	104.0	2.5	0
Metal heat treating services-North Central (IL-WI-MN-MO-IA)		3398-6	06/85	109.7	111.3	112.3	4.7	.9
Harden and temper		3398-661	06/85	112.7	116.2	117.0	8.3	.7
Case hardening		3398-662	06/85	105.9	105.9	106.5	.6	.6
Other metal heat treating services		3398-663	06/85	109.7	109.8	112.1	3.4	2.1
Metal heat treating services-Pacific Coast (CA-AZ-OR-WA)		3398-7	06/85	112.8	112.8	112.8	0	0
Harden and temper		3398-771	06/85	119.2	119.2	119.2	0	0
Other metal heat treating services		3398-773	06/85	112.0	112.0	112.0	0	0
Metal heat treating services-Southwest (TX-OK-AR-CO-LA-UT)		3398-8	06/85	103.4	103.4	103.4	0	0
Harden and temper		3398-881	06/85	96.2	96.2	96.2	0	0
Secondary products and miscellaneous receipts		3398-SM						
Secondary products		3398-S	06/85	103.9	109.4	108.6	4.5	-.7
Primary metal products, n.e.c.	3399		06/85	125.4	126.4	126.6	1.1	.2
Primary products		3399-P	06/85	122.4	123.5	123.8	1.2	.2

See footnotes at end of table.

Digitized for FRASER
http://fraser.stlouisfed.org/
Federal Reserve Bank of St. Louis

Table 5. Producer price indexes for the net output of selected industries and their products—Continued

Industry and product[1]	Industry code	Product code	Index base	Index			Unadjusted percent change to Apr. 1994 from —	
				Dec. 1993[2]	Mar. 1994[2]	Apr. 1994[2]	Apr. 1993	Mar. 1994
Primary metal products, n.e.c.—Continued								
Metal powders, paste, and flakes		3399-1	06/85	121.6	123.2	123.5	0.1	0.2
Aluminum and aluminum-base alloys		3399-111	06/85	140.4	147.2	147.2	4.2	0
Copper and copper-base alloys		3399-133	06/85	101.5	105.6	106.3	-4.6	.7
Iron and steel		3399-155	06/85	120.4	120.9	120.9	-.4	0
Precious metals		3399-177	06/92	103.8	103.7	103.7	2.7	0
Other powders, paste, and flakes, n.e.c.		3399-198	06/85	102.3	103.3	104.3	-.6	1.0
Other primary metal products		3399-2	06/85	119.2	119.0	119.0	4.2	0
Other primary metal products, n.e.c.		3399-298	06/85	115.3	115.8	115.8	.9	0
Secondary products and miscellaneous receipts		3399-SM						
Secondary products		3399-S	06/85	149.9	150.4	150.4	.5	0
Fabricated metal products, except machinery and transportation equipment	34		12/84	118.9	119.5	119.6	1.4	.1
Metal cans and shipping containers	341		12/84	103.5	102.8	101.4	-1.3	-1.4
Metal cans	3411		06/81	113.7	112.7	110.9	-1.8	-1.6
Primary products		3411-P	06/81	111.9	110.9	109.8	-1.2	-1.0
Steel cans		3411-1	06/81	126.0	127.2	125.7	.3	-1.2
Steel cans, food		3411-1B	06/81	134.3	135.4	132.9	.1	-1.8
Fruit and fruit juice can		3411-117	06/81	139.7	140.1	138.4	-3.4	-1.2
Vegetable and vegetable juice can		3411-119	06/81	118.6	118.5	115.3	-4.6	-2.7
Can, other foods (including soups)		3411-131	06/81	155.4	158.8	156.1	8.4	-1.7
Steel cans, general packaging (including pet food)		3411-1C	06/81	123.2	124.8	124.8	.8	0
Paint and varnish can		3411-137	06/81	125.0	125.7	125.7	-.6	0
Aerosol can		3411-139	12/86	122.3	126.4	126.3	2.9	-.1
Can, other non-food		3411-141	06/81	130.4	130.4	130.4	.6	0
Aluminum cans		3411-2	06/81	96.9	93.5	92.9	-3.1	-.6
Aluminum cans, beverage		3411-2A	06/81	96.2	92.7	[3]	[3]	[3]
Beer can		3411-213	06/81	101.5	101.8	[3]	[3]	[3]
Metal can components (steel and aluminum)		3411-3	06/81	91.4	87.6	87.6	-4.3	0
Metal can components (steel and aluminum)		3411-311	06/81	91.4	87.6	87.6	-4.3	0
Secondary products and miscellaneous receipts		3411-SM						
Secondary products		3411-S	06/81	148.5	148.5	135.0	-8.5	-9.1
Metal barrels, drums, and pails	3412		06/83	112.5	113.3	113.4	2.0	.1
Primary products		3412-P	06/83	120.6	121.6	121.6	3.4	0
Steel pails		3412-1	06/83	131.8	136.3	[3]	[3]	[3]
Steel shipping barrels and drums		3412-2	06/83	117.3	117.4	117.5	2.4	.1
All exc. 14-in. dia.: 18 gauge & heavier: 50 gal. & over: tight head		3412-225	06/83	119.6	119.4	119.4	4.5	0
All exc. 14-in. dia.: 18 gauge & heavier: 50 gal: & over: open head		3412-227	06/83	111.7	113.0	113.0	2.3	0
All exc. 14-in. dia.: 19 & 20 gauge (incl. 20/18): 50 gal. & over: tight head		3412-229	06/83	117.9	118.5	118.5	3.2	0
All except 14-in. dia.: lighter than 20 gauge		3412-237	08/83	112.4	111.9	112.7	2.5	.7
30 gallons and over		3412-23711	09/83	112.0	111.7	111.7	3.0	0
Secondary products and miscellaneous receipts		3412-SM						
Cutlery, hand tools, and general hardware	342		12/84	126.4	127.2	127.4	1.7	.2
Cutlery	3421		12/83	137.9	140.6	141.4	2.7	.6
Primary products		3421-P	12/83	141.6	144.5	145.3	2.8	.6
Cutlery, scissors, shears, trimmers, and snips		3421-1	12/83	143.1	144.0	145.0	1.6	.7
Kitchen cutlery, incl. knives, forks, and cleavers		3421-121	12/83	143.2	143.2	145.0	1.5	1.3
Pocket knives and other folding blade knives		3421-141	12/83	156.1	157.1	157.4	1.0	.2
All other scissors and shears, incl. gardener's shears and pruners		3421-159	12/83	143.9	[3]	148.8	3.4	[3]
Razor blades and razors, except electric		3421-2	12/83	139.9	144.9	145.6	4.1	.5
Secondary products and miscellaneous receipts		3421-SM						
Miscellaneous receipts		3421-M	03/87	34.8	34.9	34.9	.3	0
Resales		3421-Z89	12/92	100.3	100.6	100.6	.3	0
Secondary products		3421-S	12/83	144.7	143.4	143.4	-.8	0
Hand and edge tools, n.e.c.	3423		06/83	143.9	145.2	145.6	2.1	.3
Primary products		3423-P	06/83	146.3	147.8	148.2	2.2	.3
Mechanics' hand service tools		3423-1	06/83	148.3	150.6	151.3	2.7	.5
Pliers		3423-111	06/83	141.3	143.7	143.7	3.3	0
Slip joint pliers		3423-11112	06/83	145.0	145.0	145.0	1.4	0
Solid joint pliers		3423-11113	06/83	139.4	143.3	143.3	4.6	0
Wrenches		3423-113	06/83	150.7	153.8	154.1	3.1	.2
Sockets for hand-operated wrenches		3423-11321	06/83	151.4	156.7	156.7	4.4	0
Combination open-end and box wrenches		3423-11324	06/83	151.9	155.0	154.9	2.1	-.1
Torque wrenches		3423-11325	06/83	157.6	160.4	160.4	2.2	0
Adjustable wrenches, including pipe wrenches		3423-11326	06/83	152.0	[3]	152.6	.4	[3]
All other wrenches		3423-11327	06/83	148.6	152.3	153.2	3.2	.6
Screwdrivers		3423-114	06/83	140.5	141.8	141.8	1.4	0
Automotive jacks, mechanical, excluding hydraulic and pneumatic		3423-115	06/83	131.6	131.6	131.6	-.2	0
Tools for automotive use, excluding jacks		3423-116	06/83	148.4	149.3	154.9	4.4	3.8
All other mechanics' hand service tools		3423-117	06/83	151.2	152.7	152.7	1.5	0
Edge tools, hand operated		3423-2	06/83	132.9	133.9	133.9	.8	0
Axes, adzes, and hatchets		3423-231	06/83	136.3	136.3	136.3	0	0

See footnotes at end of table.

Digitized for FRASER
http://fraser.stlouisfed.org/
Federal Reserve Bank of St. Louis

Table 5. Producer price indexes for the net output of selected industries and their products—Continued

Industry and product[1]	Industry code	Product code	Index base	Index			Unadjusted percent change to Apr. 1994 from —	
				Dec. 1993[2]	Mar. 1994[2]	Apr. 1994[2]	Apr. 1993	Mar. 1994
Hand and edge tools, n.e.c.—Continued								
Chisels		3423-283	06/83	129.2	129.2	129.2	0.5	0
All other edge tools		3423-298	06/83	139.4	139.4	139.4	1.0	0
Files, rasps, and file accessories and other hand tools		3423-3	06/83	150.2	150.3	150.3	2.1	0
Shovels,spades, scoops, telegraph spoons, and scrapers		3423-311	06/83	178.8	179.8	179.3	5.9	-.3
Steel goods, including forks, hoes, rakes, weeders, etc.		3423-341	06/83	167.7	169.2	168.9	4.8	-.2
Other hand tools, except edge tools		3423-398	06/83	141.8	141.5	141.7	.9	.1
Secondary products and miscellaneous receipts		3423-SM						
Miscellaneous receipts		3423-M	06/83	122.5	122.5	122.5	0	0
Resales		3423-Z89	06/83	122.5	122.5	122.5	0	0
Secondary products		3423-S	06/83	145.7	146.5	146.9	2.9	.3
Hand saws and saw blades	3425		06/83	128.5	130.8	131.0	.9	.2
Primary products		3425-P	06/83	131.3	133.8	134.0	-.3	.1
Handsaws and handsaw blades		3425-1	06/83	136.0	138.5	140.1	2.6	1.2
Other hand saws		3425-149	06/83	136.0	139.0	140.9	3.1	1.4
Woodworking power saw blades		3425-2	06/83	124.2	124.4	124.4	-6.6	0
Circular saw blades		3425-212	06/83	115.7	116.1	116.1	.3	0
Solid tooth		3425-21211	06/83	116.8	116.8	116.8	0	0
Inserted tooth		3425-21213	06/83	108.4	109.4	109.4	.9	0
Metalworking power saw blades		3425-3	06/83	136.6	141.4	141.4	4.1	0
Bandsaw blades		3425-336	06/83	140.3	147.2	147.2	5.9	0
All other power saw blades, including concrete, masonry, and abrasive saw blades		3425-4	06/83	138.4	138.4	138.4	4.5	0
All other power saw blades, including concrete, masonry, and abrasive saw blades		3425-411	06/83	138.4	138.4	138.4	4.5	0
Secondary products and miscellaneous receipts		3425-SM						
Secondary products		3425-S	06/83	121.6	121.9	122.3	4.4	.3
Hardware, n.e.c.	3429		06/85	117.7	118.0	118.1	1.4	.1
Primary products		3429-P	06/85	116.8	117.1	117.3	1.6	.2
Furniture hardware, excluding cabinet hardware		3429-2	06/85	134.1	134.8	134.7	4.4	-.1
Furniture casters		3429-253	06/85	118.1	120.5	120.2	4.3	-.2
Other furniture hardware		3429-298	06/85	131.2	131.9	131.9	6.2	0
Builders' hardware		3429-4	06/85	128.9	129.1	129.6	2.0	.4
Padlocks including pin/non-pin tumbler and combination types		3429-415	06/85	124.3	124.3	124.3	3.5	0
Doorlocks, locksets, and locktrim, except architectural trim sold separately		3429-421	06/85	138.4	138.6	139.0	2.8	.3
Cylindrical, except deadlocks and latches		3429-42111	06/85	149.5	149.5	149.6	5.7	.1
Tubular, except deadlocks and latches		3429-42112	06/85	126.4	127.3	127.3	.6	0
Tubular and mortise deadlocks and latches		3429-42114	06/85	133.3	133.6	133.9	3.5	.2
All other types including electronically and electrically operated		3429-42116	06/85	126.0	126.0	127.3	1.0	1.0
Protection plates, push plates, pulls, push pull bars, and lock trim, n.e.c.		3429-423	06/85	113.2	113.2	113.2	-.3	0
Key blanks		3429-424	06/85	128.5	128.5	128.5	0	0
Screen and storm door hardware, including hydraulic and pneumatic closers		3429-433	06/85	115.8	115.8	115.8	1.0	0
Window hardware, including window locks		3429-436	06/85	118.5	118.5	120.7	2.0	1.9
Door controls, closers, and checking devices		3429-442	06/85	135.6	136.0	136.8	2.5	.6
Surface applied		3429-44211	06/85	130.3	130.3	131.6	2.6	1.0
Other, including concealed and electro-mechanical-pneumatic		3429-44214	06/90	114.0	114.7	114.7	2.3	0
Hinges, excluding cabinet hinges, including spring hinges		3429-452	06/85	108.9	109.2	109.7	1.1	.5
Butt hinges: 3 1/2 inch x 3 1/2 inch, and under		3429-45211	06/85	124.0	124.0	124.4	2.1	.3
Butt hinges: over 3 1/2 inch x 3 1/2 inch, either dimension		3429-45212	06/85	94.9	95.7	96.2	.6	.5
Other hinges		3429-45213	06/85	119.5	119.5	119.8	.8	.3
Cabinet hardware		3429-461	06/85	147.2	146.1	148.3	1.2	1.5
Cabinet knobs, pulls, catches and locks		3429-46113	06/85	138.0	135.7	139.9	2.6	3.1
Other cabinet hardware, including drawer slides		3429-46114	06/85	130.8	130.4	128.7	-1.7	-1.3
Hangers, tracks, sliding and folding door hardware		3429-471	06/85	117.2	118.5	118.9	3.2	.3
Rim locks and other locking devices, n.e.c.		3429-491	06/85	140.2	141.1	142.0	1.6	.6
Other builders' hardware		3429-498	06/85	126.6	126.6	126.6	.8	0
Motor vehicle hardware		3429-6	06/85	101.8	101.8	101.8	-.9	0
Door hardware including locks, door handles and hinges		3429-658	06/90	98.0	98.0	[3]	[3]	[3]
Other motor vehicle hardware		3429-698	06/85	101.2	101.2	101.2	.3	0
Other transportation equipment hardware, except motor vehicle hardware		3429-7	06/85	148.6	151.6	151.4	4.7	-.1
Marine hardware		3429-711	06/85	141.4	143.9	143.3	4.1	-.4
Other hardware, n.e.c.		3429-8	06/85	118.9	119.1	119.1	3.9	0
Casters and wheels, for dollies and industrial handtrucks		3429-822	06/85	123.6	123.6	123.6	3.6	0
Other hardware, including hose fittings and couplers		3429-898	06/85	125.2	125.5	125.5	3.9	0
Secondary products and miscellaneous receipts		3429-SM						
Miscellaneous receipts		3429-M	07/85	137.8	135.3	135.3	-1.8	0
Resales		3429-Z89	06/90	105.1	103.2	103.2	-1.8	0
Secondary products		3429-S	06/85	119.6	121.1	120.6	-1.6	-.4
Heating equipment, except electric and warm air; and plumbing fixtures	343		12/84	138.8	140.1	140.1	1.6	0
Metal sanitary ware	3431		12/80	148.8	149.7	147.7	-1.1	-1.3
Primary products		3431-P	12/80	149.4	150.5	149.2	-1.1	-.9

See footnotes at end of table.

Digitized for FRASER
http://fraser.stlouisfed.org/
Federal Reserve Bank of St. Louis

Table 5. Producer price indexes for the net output of selected industries and their products—Continued

Industry and product[1]	Industry code	Product code	Index base	Index			Unadjusted percent change to Apr. 1994 from —	
				Dec. 1993[2]	Mar. 1994[2]	Apr. 1994[2]	Apr. 1993	Mar. 1994
Metal sanitary ware—Continued								
Sinks and sink/laundry tray combinations		3431-4	12/80	174.1	178.4	174.2	0.6	-2.4
Kitchen sinks (cast iron, steel, and stainless steel)		3431-426	12/80	166.6	170.4	167.1	.2	-1.9
Bathtubs		3431-7	12/80	137.4	135.8	135.5	-4.1	-.2
Miscellaneous metal sanitary ware		3431-9	12/86	131.8	(3)	(3)	(3)	(3)
Secondary products and miscellaneous receipts		3431-SM						
Plumbing fixture fittings and brass goods	3432		06/83	159.2	161.8	161.8	2.7	0
Primary products		3432-P	06/83	165.2	167.9	167.9	2.8	0
Plumbing fixture fittings and brass goods		3432-1	06/83	165.2	167.9	167.9	2.8	0
Bath and shower fittings		3432-101	06/83	152.0	155.5	155.4	3.4	-.1
Single control bath and shower fittings, except thermostatic and pressure balanced		3432-10111	06/83	143.2	147.3	147.3	2.9	0
Bathtub and shower combination, other than single control		3432-10113	06/83	159.0	161.5	161.6	2.8	.1
Lavatory fittings		3432-102	06/83	149.1	153.4	153.4	3.4	0
Residential, 4 inch centerset, other than single control		3432-10224	06/83	160.1	164.4	164.2	3.0	-.1
Other combination fittings		3432-10226	06/83	149.9	152.7	152.7	5.4	0
Sink fittings		3432-103	06/83	165.8	168.9	168.9	3.5	0
Single control deck-type faucet with spray		3432-10334	06/83	161.0	165.5	165.6	2.9	.1
Residential deck-type faucets, other than single control		3432-10336	06/83	155.4	159.5	159.6	2.7	.1
Other sink fittings		3432-10339	06/83	223.5	224.8	224.8	4.1	0
Miscellaneous brass goods		3432-104	06/83	180.4	181.8	182.1	2.1	.2
Drains and overflows		3432-10443	06/83	149.2	150.8	150.5	1.8	-.2
Traps		3432-10445	06/83	148.4	148.9	149.7	3.4	.5
Lawn hose nozzles and lawn sprinklers		3432-10451	06/83	205.3	207.0	207.6	2.3	.3
Water closet tank flushing controls		3432-10453	06/83	167.3	167.9	167.9	.2	.0
Other miscellaneous items		3432-10498	06/83	192.0	193.9	194.4	2.5	.3
Secondary products and miscellaneous receipts		3432-SM						
Miscellaneous receipts		3432-M	06/83	82.4	82.6	82.6	.2	0
Resales		3432-Z89	06/90	104.9	105.3	105.3	.4	0
Secondary products		3432-S	06/83	181.8	186.5	184.2	1.0	-1.2
Nonelectric heating equipment	3433		06/80	163.6	164.1	164.7	1.5	.4
Primary products		3433-P	06/80	164.7	165.0	165.7	1.0	.4
Cast iron heating boilers		3433-3	06/80	154.3	154.4	154.4	1.2	0
Oil-fired cast iron heating boilers		3433-311	06/80	146.0	146.1	146.1	.1	0
Gas-fired cast iron heating boilers		3433-313	06/80	157.7	157.7	157.7	2.4	0
Domestic heating stoves		3433-4	06/80	134.5	134.3	135.5	.7	.9
Wood and coal domestic heating stoves		3433-416	06/80	(3)	133.5	135.0	.9	1.1
Other domestic heating stoves		3433-422	06/86	(3)	116.0	116.1	(3)	.1
Steel heating boilers		3433-5	06/80	(3)	138.0	138.0	(3)	0
Steel heating boilers, 400 MBH and less		3433-511	06/80	(3)	150.8	150.8	(3)	0
Steel heating boilers, over 400 MBH		3433-513	06/80	(3)	130.7	130.7	(3)	0
Other heating systems		3433-6	06/80	165.1	164.7	165.5	.2	.5
Radiators and convectors		3433-611	06/80	174.1	177.1	177.1	1.7	0
Other radiators and convectors		3433-61107	06/80	(3)	167.8	167.8	(3)	0
Unit heaters		3433-621	06/80	(3)	156.2	156.3	(3)	.1
Floor and wall furnaces		3433-631	06/80	184.6	178.1	181.3	-1.8	1.8
Gas-fired floor furnaces		3433-63111	06/80	(3)	205.2	206.1	(3)	.4
Other systems, n.e.c.		3433-661	06/80	155.2	155.5	156.2	.6	.5
Gas-fired infrared heaters		3433-66141	06/80	(3)	148.7	149.3	(3)	.4
Non-electric fireplaces		3433-66151	06/80	(3)	123.6	124.7	(3)	.9
Other heating systems, n.e.c.		3433-66193	06/86	113.9	113.8	113.8	-.1	0
Parts for heating systems		3433-8	06/80	187.5	189.1	190.0	4.1	.5
Gas burners and parts/attachments		3433-811	06/80	161.6	160.6	161.4	2.8	.5
Gas burners, 400 MBH and less		3433-81101	06/80	164.3	164.5	165.3	3.8	.5
Gas burners over 400 MBH		3433-81103	12/93	100.0	98.0	98.2	(3)	.2
Parts/attachments for gas burners		3433-81105	06/80	(3)	178.6	(3)	(3)	(3)
Oil burners and parts/attachments		3433-821	06/80	(3)	217.9	218.0	(3)	0
Commercial/industrial oil burners		3433-82103	06/80	(3)	165.1	165.5	(3)	.2
Dual fuel burners and parts/attachments		3433-831	06/80	151.0	153.6	155.7	4.5	1.4
Dual fuel burners		3433-83103	06/80	145.2	148.8	148.8	4.7	0
Other parts, n.e.c.		3433-871	06/86	154.9	157.7	157.7	2.8	0
Solar heating equipment		3433-9	12/93	100.0	98.9	99.5	(3)	.6
Secondary products and miscellaneous receipts		3433-SM						
Secondary products		3433-S	06/80	150.7	154.0	154.1	3.6	.1
Other secondary products		3433-SSS	06/80	155.2	158.6	158.8	3.9	.1
Fabricated structural metal products	344		12/84	119.9	120.8	121.2	2.4	.3
Fabricated structural metal	3441		06/82	119.4	120.2	120.8	2.9	.5
Primary products		3441-P	06/82	119.0	119.8	120.5	2.8	.6
Fabricated structural metal for buildings		3441-1	06/82	120.4	121.4	122.4	4.1	.8
Iron and steel for industrial buildings		3441-121	06/82	127.0	128.7	130.6	6.3	1.5
Industrial buildings and plants		3441-12101	06/82	132.3	134.3	136.6	7.2	1.7
Iron and steel for commercial buildings		3441-122	06/82	101.7	101.9	102.3	1.5	.4
Office buildings (low-rise)		3441-12202	06/82	96.0	96.2	96.2	-1.0	0
Other commercial buildings (low-rise)		3441-12207	06/87	120.6	121.6	122.0	5.9	.3
Iron and steel for other buildings (including rel., med., instit., and educational)		3441-128	06/87	124.7	125.0	125.0	.6	0

See footnotes at end of table.

Digitized for FRASER
http://fraser.stlouisfed.org/
Federal Reserve Bank of St. Louis

Table 5. Producer price indexes for the net output of selected industries and their products—Continued

Industry and product[1]	Industry code	Product code	Index base	Index			Unadjusted percent change to Apr. 1994 from —	
				Dec. 1993[2]	Mar. 1994[2]	Apr. 1994[2]	Apr. 1993	Mar. 1994
Fabricated structural metal—Continued								
Low-rise buildings		3441-12802	06/87	99.7	99.7	(3)	(3)	(3)
Fabricated structural metal for bridges, trestles, and viaducts		3441-2	06/82	101.3	101.3	101.3	2.6	0
Other fabricated structural metal		3441-3	06/82	120.2	120.7	120.8	.5	.1
Iron and steel for towers and supporting structures		3441-342	06/82	115.8	116.8	117.2	.9	.3
Iron and steel for other uses		3441-359	06/87	118.3	118.8	118.8	.4	0
Secondary products and miscellaneous receipts		3441-SM						
Secondary products		3441-S	06/82	135.1	135.1	135.8	1.8	.5
Metal doors, sash and trim	3442		06/83	131.9	133.0	133.5	2.1	.4
Primary products		3442-P	06/83	133.4	134.4	135.0	2.1	.4
Metal doors and frames, except storm doors		3442-1	06/83	135.9	137.2	138.0	2.2	.6
Aluminum doors, all types		3442-11	06/83	137.2	138.6	139.7	2.6	.8
Aluminum residential doors		3442-112	06/83	129.3	131.0	132.8	2.7	1.4
Sliding glass patio doors		3442-11216	06/83	127.6	129.6	131.5	3.1	1.5
All other residential doors, including garage		3442-11218	06/83	123.8	123.8	124.8	.8	.8
Aluminum commercial and institutional doors		3442-113	06/83	146.3	147.3	147.4	2.5	.1
All other commercial and institutional doors		3442-11323	06/83	160.5	159.2	159.3	2.3	.1
Iron and steel doors, all types		3442-12	06/83	137.1	137.8	138.1	1.9	.2
Iron and steel industrial doors		3442-121	06/83	132.1	132.1	132.1	1.1	0
Iron and steel residential doors		3442-122	06/83	141.3	142.1	142.8	2.7	.5
Garage doors		3442-12227	06/83	141.3	144.2	144.2	2.1	0
Insulated steel entrance doors		3442-12229	06/83	139.9	139.6	140.8	2.7	.9
All other residential doors		3442-12231	06/83	141.8	143.1	143.1	4.1	0
Iron and steel commercial and institutional doors		3442-123	06/83	133.4	135.1	135.5	1.8	.3
Overhead and sliding doors		3442-12332	08/83	135.9	137.3	137.3	1.0	0
All other commercial and institutional doors		3442-12336	06/83	121.2	124.3	127.7	5.4	2.7
Steel doorframes, 16 gauge and heavier		3442-143	06/83	125.6	129.9	131.4	5.8	1.2
Metal window sash and frames, except storm sash		3442-2	06/83	126.2	127.7	128.3	2.8	.5
Aluminum window sash and frames		3442-21	06/83	126.7	128.1	128.6	2.3	.4
Residential aluminum window sash and frames		3442-211	06/83	127.7	128.9	129.8	2.9	.7
Single and double-hung		3442-21121	06/83	126.0	128.0	128.7	3.1	.5
Horizontal sliding		3442-21124	06/83	123.5	123.5	124.0	.9	.4
All other residential window sash and frames		3442-21129	06/83	165.3	167.6	168.8	6.0	.7
Nonresidential aluminum window sash and frames		3442-212	06/83	132.4	134.1	134.1	1.4	0
Projected and awning		3442-21245	06/88	100.8	100.8	100.8	1.9	0
All other nonresidential window sash and frames		3442-21249	06/83	131.3	132.4	132.4	.8	0
Metal molding and trim and storefronts		3442-3	06/83	173.8	(3)	173.3	3.8	(3)
Metal combination screen and storm sash and doors		3442-4	06/83	133.5	133.6	133.6	.1	0
Aluminum and steel combination screen and storm sash		3442-412	06/83	136.1	136.5	136.5	.3	0
Aluminum and steel combination screen and storm doors		3442-413	06/83	129.0	128.9	128.9	-.1	0
Metal window and door screens and weatherstrip		3442-5	06/83	119.4	119.5	119.5	.1	0
Metal screen doors		3442-511	06/83	115.8	116.2	116.2	.3	0
Secondary products and miscellaneous receipts		3442-SM						
Miscellaneous receipts		3442-M	07/83	115.4	115.4	115.4	-.3	0
Secondary products		3442-S	06/83	130.2	133.0	133.2	3.6	.2
Fabricated plate work	3443		03/80	147.3	148.0	148.5	1.4	.3
Primary products		3443-P	03/80	149.8	150.1	150.7	1.3	.4
Heat exchangers and steam condensers		3443-1	03/80	179.0	179.1	180.5	.7	.8
Bare tube heat exchangers		3443-111	03/80	192.2	192.7	195.4	1.4	1.4
Fin tube heat exchangers		3443-115	03/80	161.1	160.5	159.3	-1.1	-.7
Fabricated steel plate		3443-2	03/80	130.6	131.0	131.6	1.8	.5
Steel plate for trash containers and all other containers		3443-245	12/86	120.9	120.7	120.8	5.9	.1
Weldments		3443-251	03/80	161.1	161.1	163.2	1.3	1.3
Other fabricated steel plate		3443-299	12/86	120.4	121.4	121.3	1.6	-.1
Gas cylinders		3443-4	03/80	133.1	133.4	134.3	1.1	.7
Carbon steel gas cylinders		3443-412	12/86	127.9	128.2	129.4	1.5	.9
All other types of gas cylinders		3443-418	12/86	118.2	118.2	118.2	-.1	0
Metal tanks made at plant, standard, non-pressure		3443-7	03/80	133.1	134.3	134.9	1.4	.4
Bulk storage tanks, standard, non-pressure		3443-71	03/80	128.2	129.7	130.4	1.8	.5
Carbon steel storage tanks, 6000 gal. and less		3443-711	03/80	133.8	135.2	135.2	1.1	0
Carbon steel storage tanks over 6000 gal.		3443-713	03/80	120.7	123.3	125.1	3.6	1.5
Custom tanks and vessels made at the plant		3443-8	03/80	143.3	144.5	145.4	1.5	.6
Carbon steel customized tanks and vessels, non-LPG		3443-802	03/80	122.3	123.8	124.3	1.6	.4
Carbon steel tanks & vessels, 3/4 inch & less wall thickness		3443-80201	03/80	139.9	139.9	140.8	.6	.6
All other types of customized tanks and vessels, non-LPG		3443-804	12/86	135.1	135.1	136.5	1.0	1.0
Custom tanks and vessels made at plant and field assembled		3443-9	03/80	139.6	141.1	143.0	4.2	1.3
Petroleum storage tanks, field assembled		3443-926	03/80	(3)	(3)	131.4	5.5	(3)
Secondary products and miscellaneous receipts		3443-SM						
Sheet metal work	3444		12/82	127.7	127.9	128.3	.8	.3
Primary products		3444-P	12/82	127.6	127.6	128.1	1.0	.4
Metal roofing and roof drainage equipment		3444-4	12/82	118.0	118.0	118.0	-.1	0
Metal roofing, steel, all types		3444-411	12/82	108.0	108.0	108.0	1.4	0
Roof drainage equipment including eave troughs, steel		3444-423	12/82	170.9	(3)	170.9	0	(3)
Roof drainage equipment including eave troughs, aluminum		3444-429	12/82	98.5	98.5	98.5	-5.7	0
Metal flooring and siding		3444-5	12/82	116.6	115.6	116.2	-.4	.5
Metal siding, steel		3444-516	12/82	124.0	124.0	(3)	(3)	(3)
Metal siding, aluminum, for residential use, including mobile homes		3444-517	12/82	120.5	117.5	(3)	(3)	(3)

See footnotes at end of table.

Digitized for FRASER
http://fraser.stlouisfed.org/
Federal Reserve Bank of St. Louis

Table 5. Producer price indexes for the net output of selected industries and their products—Continued

Industry and product[1]	Industry code	Product code	Index base	Index			Unadjusted percent change to Apr. 1994 from —	
				Dec. 1993[2]	Mar. 1994[2]	Apr. 1994[2]	Apr. 1993	Mar. 1994
Sheet metal work—Continued								
Noninsulated		3444-51702	12/82	120.5	117.5	(3)	(3)	(3)
Other sheet metal work		3444-6	12/82	137.2	137.6	137.6	1.1	0
Cornices, skylights, ceiling domes, copings, and gravel stops		3444-611	01/84	101.2	101.2	101.2	0	0
Stovepipe, furnace smokepipe, elbows, and ducts, steel		3444-634	12/82	132.8	132.8	132.8	2.1	0
Air-conditioning ducts, including dust collecting ducts, steel		3444-637	12/82	125.2	125.7	125.7	.5	0
Restaurant, hotel, and kitchen sheet metal equipment, steel		3444-644	12/82	202.4	202.4	202.4	1.8	0
Metal awnings, canopies, carports, and patios, prefabricated types, aluminum		3444-646	12/82	146.7	146.7	146.7	0	0
Soffits, fascia, and shutters, aluminum		3444-651	12/82	102.9	(3)	(3)	(3)	(3)
Other sheet metal work, steel		3444-662	12/82	138.0	138.8	138.7	2.1	-.1
Precision sheet metal parts, not stamped		3444-66203	12/82	141.6	142.2	142.2	2.3	0
Other steel sheet metal work		3444-66209	12/82	132.0	133.4	133.1	2.5	-.2
Other sheet metal work, aluminum		3444-664	12/82	134.4	134.2	134.2	.1	0
Other sheet metal work of metals other than steel or aluminum		3444-698	12/82	150.3	150.5	150.8	3.2	.2
Secondary products and miscellaneous receipts		3444-SM						
Miscellaneous receipts		3444-M	12/82	118.3	122.4	122.4	-2.2	.0
Secondary products		3444-S	12/82	124.7	124.9	124.6	.7	-.2
Architectural and ornamental metalwork	3446		12/83	124.3	125.6	125.8	3.5	.2
Primary products		3446-P	12/83	124.7	126.0	126.3	4.0	.2
Architectural and ornamental metalwork		3446-1	12/83	124.7	126.0	126.3	4.0	.2
Warm air or air conditioning grilles, registers and air diffusers		3446-11	12/83	113.9	117.8	116.2	2.0	-1.4
Iron and steel		3446-111	12/83	110.5	114.2	113.8	3.0	-.4
Aluminum		3446-113	12/83	117.3	(3)	118.2	.8	(3)
Stairs		3446-13	12/83	108.1	108.2	108.2	1.2	0
Industrial class		3446-131	01/84	117.8	118.1	118.1	1.6	0
Commercial class		3446-135	12/83	118.6	118.9	118.9	.2	0
Railings		3446-14	12/83	109.3	109.4	110.0	1.8	.5
Steel, excluding stainless steel		3446-143	12/83	111.1	111.4	111.4	1.1	0
Iron and stainless steel		3446-144	12/88	90.5	90.5	90.5	.2	0
Other metals, including combinations of metals and other materials		3446-149	12/88	109.0	109.0	111.2	4.2	2.0
Other architectural and ornamental metalwork		3446-19	12/83	131.0	131.1	131.1	3.1	0
Fences, gates and posts		3446-192	12/83	124.6	124.6	124.6	5.5	0
Window guards		3446-193	12/83	165.7	165.7	165.7	.9	0
Other architectural and ornamental metalwork		3446-199	12/83	127.2	127.4	127.4	3.1	0
Iron and stainless steel		3446-19912	12/88	125.2	125.2	125.2	1.2	0
Steel, excluding stainless steel		3446-19913	12/83	125.4	125.8	125.8	5.1	0
Other metals		3446-19914	12/88	103.4	103.4	103.4	1.1	0
Secondary products and miscellaneous receipts		3446-SM						
Secondary products		3446-S	12/83	126.2	127.7	127.7	.9	0
Other secondary products		3446-SSS	12/83	121.4	121.4	121.4	-1.1	0
Prefabricated metal buildings	3448		12/81	124.3	127.1	126.7	5.2	-.3
Primary products		3448-P	12/81	122.8	125.6	125.2	5.4	-.3
Prefab. metal bldg. sys., excl. farm service bldgs., resid. bldgs., & parts for prefab. bldgs		3448-1	12/81	119.1	121.9	121.5	5.4	-.3
Industrial and commercial		3448-115	12/81	119.5	122.3	121.9	5.5	-.3
Industrial		3448-11512	12/87	109.3	111.8	111.3	6.1	-.4
Commercial		3448-11514	12/87	118.1	121.0	120.7	5.4	-.2
Institutional, medical, religious, public & educational		3448-118	12/87	112.5	114.4	114.4	4.1	0
Other prefabricated and portable metal buildings and parts		3448-2	12/81	129.9	132.7	131.9	5.1	-.6
Other farm service bldgs., steel and aluminum, excl. wood frame bldgs		3448-215	12/81	127.9	(3)	130.5	4.6	(3)
Small utility bldgs., incl. tool sheds, cabanas, storage houses, etc., steel and aluminum		3448-221	12/81	132.2	134.7	133.6	7.6	-.8
Steel		3448-22117	12/87	124.0	128.0	128.1	3.0	.1
Dwellings and other non-farm bldgs. incl. vacation homes, etc.; steel and aluminum		3448-235	12/81	153.6	159.0	159.1	3.7	.1
Aluminum		3448-23516	12/87	130.1	135.1	135.1	3.8	0
Steel		3448-23518	12/87	115.3	(3)	116.6	2.2	(3)
Panels, parts, or sections for prefab. bldgs., not sold as a complete unit, steel & aluminum		3448-254	12/81	118.6	118.5	118.6	3.6	.1
Secondary products and miscellaneous receipts		3448-SM						
Secondary products		3448-S	12/81	163.8	169.2	169.3	3.8	.1

Digitized for FRASER
http://fraser.stlouisfed.org/
Federal Reserve Bank of St. Louis

Table 5. Producer price indexes for the net output of selected industries and their products—Continued

Industry and product[1]	Industry code	Product code	Index base	Index			Unadjusted percent change to Apr. 1994 from —	
				Dec. 1993[2]	Mar. 1994[2]	Apr. 1994[2]	Apr. 1993	Mar. 1994
Miscellaneous metal work	3449		12/84	104.2	105.1	105.5	4.9	0.4
Primary products		3449-P	12/84	102.1	103.0	103.5	5.2	.5
Bar joists and fabricated concrete reinforcing bars		3449-4	12/84	100.5	101.9	102.3	5.2	.4
Short span open-web joists		3449-443	11/86	97.5	101.1	101.6	8.3	.5
All long span joists		3449-447	09/86	82.5	85.2	85.9	8.3	.8
Fabricated concrete reinforcing bars		3449-452	12/84	106.6	107.5	107.8	4.4	.3
Other miscellaneous metal building materials and curtain wall		3449-5	12/84	108.7	109.3	110.6	3.7	1.2
Expanded metal lath		3449-511	12/84	113.4	113.4	114.8	3.0	1.2
Metal plaster base accessories, including corner beads, screeds, grounds, etc.		3449-532	12/84	125.2	126.9	129.0	6.7	1.7
Custom roll form products		3449-6	06/90	90.6	90.7	90.7	6.7	0
Other steel		3449-614	06/90	95.4	95.3	95.3	1.2	0
Secondary products and miscellaneous receipts		3449-SM						
Secondary products		3449-S	12/84	115.9	117.6	117.6	6.3	0
Screw machine products, and bolts, nuts, screws, rivets, and washers	345		12/84	116.8	116.9	117.4	1.1	.4
Screw machine products	3451		12/83	124.8	124.9	125.6	1.5	.6
Primary products		3451-P	12/83	126.2	126.3	127.0	1.7	.6
Automotive screw machine products		3451-1	12/83	123.7	123.4	123.4	-.6	0
Other screw machine products		3451-2	12/83	127.5	127.9	129.0	3.0	.9
Aircraft.		3451-222	12/83	123.0	123.0	123.0	12.1	0
Ordnance		3451-223	12/83	157.4	157.4	158.4	.6	.6
Household appliances, including radio and television		3451-242	12/83	160.3	(3)	(3)	(3)	(3)
Electric and electronic equipment		3451-252	12/88	111.2	112.8	113.1	2.2	.3
Machinery		3451-262	12/83	110.2	110.2	113.9	4.8	3.4
All other end uses, except automotive		3451-298	12/83	123.2	123.4	123.8	2.1	.3
Secondary products		3451-S	12/83	112.6	112.6	112.6	-.4	.0
Bolts, nuts, screws, rivets, and washers	3452		06/82	119.3	119.5	119.8	.9	.3
Primary products		3452-P	06/82	119.4	119.6	119.9	.8	.3
Externally threaded fasteners, except aircraft.		3452-4	06/82	112.0	112.3	112.8	.7	.4
Mine roof bolts		3452-411	11/82	(3)	104.2	107.9	2.8	3.6
Hex bolts, including heavy, tap, and joint		3452-412	06/82	98.1	98.9	98.9	.8	0
Square and round bolts and plow numbers 3, 4, 6, 7, and track		3452-413	06/82	113.4	113.4	113.4	.2	0
High-strength structural and bent bolts		3452-416	06/82	(3)	125.9	125.9	(3)	0
Studs		3452-421	06/82	104.1	105.8	105.1	1.3	-.7
Flanged, self-locking, set, lag, and wood screws		3452-433	12/87	105.8	105.8	105.8	0	0
Cap screws		3452-436	12/87	126.0	126.5	127.9	-.1	1.1
Machine screws		3452-437	06/82	100.8	100.9	100.9	-.5	0
Thread-forming tapping screws		3452-441	06/82	119.9	120.0	120.0	2.0	0
Thread-cutting, self-drilling, and thread-rolling screws		3452-442	06/82	101.6	101.6	101.6	-.1	0
Other externally threaded fasteners, except aircraft.		3452-469	06/82	113.9	113.8	114.0	.3	.2
Internally threaded fasteners, except aircraft.		3452-5	06/82	98.7	99.0	99.2	-.8	.2
Square, sheet metal, weld, wing, and cage nuts		3452-501	06/82	117.1	119.1	119.6	2.5	.4
Hex nuts		3452-502	06/82	94.0	94.0	94.0	-2.6	0
Locknuts: prevailing torque and free spinning		3452-511	06/82	119.6	119.8	120.1	1.1	.3
Other internally threaded fasteners, including all nonmetallic		3452-539	06/82	114.5	114.5	115.1	.4	.5
Nonthreaded fasteners, except aircraft.		3452-6	06/82	115.5	115.4	115.7	1.7	.3
Solid rivets, all sizes		3452-601	06/82	102.8	102.8	102.8	1.3	0
Tubular, split, and blind rivets		3452-603	06/82	118.8	(3)	(3)	(3)	(3)
Pins, machine type		3452-621	06/82	118.8	118.8	118.8	1.2	0
Washers, all types		3452-631	06/82	105.6	105.5	105.8	.4	.3
Other nonthreaded fasteners, including all nonmetallic		3452-649	06/82	125.5	125.3	125.7	3.6	.3
Aircraft/aerospace fasteners		3452-7	06/82	159.8	159.9	159.9	.4	0
Bolts, all KSI tensile		3452-701	06/82	136.5	136.5	136.5	0	0
Screws, all types, and studs, all types		3452-712	12/87	(3)	180.2	179.9	(3)	-.2
Nuts, all types		3452-731	06/82	187.0	187.0	186.7	-.7	-.2
Washers, all types		3452-761	12/87	140.3	(3)	(3)	(3)	(3)
Rivets, all types		3452-762	01/94	150.8	(3)	(3)	(3)	(3)
Other formed fasteners		3452-8	06/82	120.0	120.0	120.1	3.0	.1
Automotive		3452-811	12/93	100.0	100.0	100.0	(3)	0
All other, including ordnance		3452-898	04/84	123.0	(3)	(3)	(3)	(3)
Secondary products and miscellaneous receipts		3452-SM						
Miscellaneous receipts		3452-M	06/82	117.4	(3)	(3)	(3)	(3)
Miscellaneous receipts		3452-MM	06/82	117.4	(3)	(3)	(3)	(3)
Secondary products		3452-S	06/82	118.6	119.1	120.3	4.3	1.0
Secondary products		3452-SS	06/82	118.6	(3)	(3)	(3)	(3)
Metal forgings and stampings	346		12/84	110.2	110.3	110.4	.5	.1
Iron and steel forgings	3462		12/83	107.8	108.8	108.8	1.9	0
Primary products		3462-P	12/83	108.9	109.4	109.6	1.0	.2
Hot impression die impact, press and upset ferrous forgings		3462-5	12/83	111.5	111.9	112.1	.4	.2
Carbon steel		3462-511	12/83	112.5	112.9	112.9	-.1	0
Alloy steel, except stainless and high-temperature		3462-513	12/83	109.8	110.2	110.6	.1	.4
Stainless steel		3462-515	12/83	114.6	114.6	114.6	7.3	0
Seamless rolled-ring ferrous forgings		3462-7	12/83	104.7	105.2	109.6	5.1	4.2
High-temperature iron, nickel and cobalt-base alloys		3462-717	06/90	101.2	(3)	(3)	(3)	(3)

See footnotes at end of table.

Digitized for FRASER
http://fraser.stlouisfed.org/
Federal Reserve Bank of St. Louis

Table 5. Producer price indexes for the net output of selected industries and their products—Continued

Industry and product[1]	Industry code	Product code	Index base	Index			Unadjusted percent change to Apr. 1994 from —	
				Dec. 1993[2]	Mar. 1994[2]	Apr. 1994[2]	Apr. 1993	Mar. 1994
Iron and steel forgings—Continued								
Open die or smith (hammer or press) ferrous forgings		3462-8	12/83	92.9	92.9	92.9	-0.7	0
Carbon steel		3462-811	12/83	91.5	91.5	91.5	0	0
Alloy steel, except stainless and high-temperature		3462-813	12/83	92.7	92.6	92.6	-1.2	0
Stainless steel		3462-815	12/83	93.7	94.2	94.2	.5	0
Other ferrous forgings		3462-9	02/84	102.8	102.1	102.3	5.9	.2
Other ferrous forgings		3462-911	02/84	102.8	102.1	102.3	5.9	.2
Secondary products and miscellaneous receipts		3462-SM						
Secondary products		3462-S	12/83	94.7	95.3	95.3	.3	0
Nonferrous forgings	3463		12/83	122.7	122.6	122.4	0	-.2
Primary products		3463-P	12/83	126.5	126.2	126.0	-.1	-.2
Hot impression die impact, press and upset nonferrous forgings		3463-5	12/83	127.3	127.0	126.7	-.2	-.2
Aluminum and aluminum alloy		3463-521	12/83	142.1	141.5	141.5	-.1	0
Titanium and titanium alloy		3463-523	12/83	98.4	98.1	98.1	-.1	0
Copper and copper alloy		3463-525	12/83	130.7	131.9	128.3	-1.6	-2.7
Open die or smith (hammer or press) nonferrous forgings		3463-8	12/83	144.4	144.4	144.4	.5	0
Secondary products and miscellaneous receipts		3463-SM						
Secondary products		3463-S	12/83	107.5	107.8	107.8	.3	0
Automotive stampings	3465		12/82	112.0	111.9	111.9	.5	0
Primary products		3465-P	12/82	110.4	110.4	110.4	.6	.0
Original equipment automotive stampings		3465-1	12/82	109.0	108.8	108.8	.6	0
Passenger car stampings		3465-111	12/82	108.9	108.7	108.7	.6	0
Body panels		3465-11111	12/82	105.5	105.1	105.1	.9	0
Chassis parts		3465-11112	12/82	116.9	116.9	116.9	0	0
Truck and bus stampings		3465-113	12/82	109.7	109.7	109.7	.3	0
Body panels		3465-11313	12/82	110.5	110.5	110.5	.5	0
Chassis parts		3465-11314	12/82	108.0	108.0	108.0	.1	0
Service part automotive stampings		3465-3	12/82	123.4	124.7	124.4	.8	-.2
Passenger car stampings		3465-311	12/82	124.6	125.8	125.6	.8	-.2
Secondary products and miscellaneous receipts		3465-SM						
Secondary products		3465-S	12/82	128.8	128.0	128.0	-.6	0
Metal crowns and closures	3466		12/83	123.5	123.8	123.7	1.4	-.1
Primary products		3466-P	12/83	123.0	123.3	123.3	1.5	0
Metal commercial closures		3466-1	12/83	137.3	137.3	137.3	.2	0
Screw-on, thread or lug type		3466-103	12/83	132.8	[3]	[3]	[3]	[3]
Tin mill		3466-10331	12/83	132.8	[3]	[3]	[3]	[3]
All other metal commercial closures		3466-189	06/92	101.4	101.4	101.4	1.7	0
Metal stampings, n.e.c.	3469		06/84	123.1	123.6	123.6	.1	0
Primary products		3469-P	06/84	122.8	123.1	123.2	0	.1
Job stampings, except automotive		3469-2	06/84	123.0	123.3	123.3	.7	0
Motor and generator stampings		3469-205	12/88	84.8	84.9	84.9	1.1	0
Aviation stampings		3469-211	06/84	112.4	111.6	109.5	-2.6	-1.9
Agricultural equipment stampings		3469-215	06/84	119.5	119.0	119.0	3.5	0
Electrical equipment stampings, except refrigerator and laundry		3469-225	06/84	122.7	123.6	123.8	3.5	.2
Furniture stampings		3469-231	06/84	107.7	106.5	106.5	1.5	0
Office machine stampings		3469-241	06/84	141.7	141.7	141.7	0	0
Radio, television and phonograph stampings		3469-251	12/88	113.1	112.0	112.1	-.4	.1
Stove, heater and air conditioner stampings		3469-271	06/84	113.8	113.8	113.8	-.7	0
Other industrial equipment stampings		3469-289	06/84	133.6	133.6	135.0	-.1	1.0
Other job stampings		3469-298	06/84	122.1	122.9	122.8	.7	-.1
Stamped and spun utensils, cooking and kitchen, aluminum		3469-4	06/84	141.8	141.8	141.8	0	0
Stamped and spun utensils, cooking and kitchen, except aluminum		3469-5	06/84	122.5	123.1	123.4	2.4	.2
Top of range household utensils, stainless steel		3469-511	06/84	114.8	116.0	116.0	[3]	0
Other utensils, including commercial, hospital and outdoor, stainless steel		3469-515	10/84	124.3	124.3	126.5	2.9	1.8
Other stamped and spun utensils, cooking and kitchen, including vitreous enamel		3469-598	06/84	153.5	153.5	153.5	[3]	0
Other stamped and pressed metal end products		3469-9	06/84	117.6	118.2	118.3	-2.0	.1
Other stamped and pressed metal end products		3469-998	06/84	120.6	122.1	122.3	1.7	.2
Secondary products and miscellaneous receipts		3469-SM						
Miscellaneous receipts		3469-M	12/87	114.8	114.8	114.8	0	0
Secondary products		3469-S	06/84	124.0	125.2	125.3	1.0	.1
Coating, engraving, and allied services	347		12/84	122.3	122.9	123.0	1.2	.1
Metal plating and polishing	3471		12/84	129.1	130.1	130.1	1.6	0
Primary products		3471-P	12/84	129.3	130.3	130.3	1.6	0
Metal plating and polishing		3471-1	12/84	129.3	130.3	130.3	1.6	0
Electroplating-rack		3471-101	12/84	128.3	129.9	129.9	2.3	0
Electroplating-barrel		3471-102	12/84	137.9	138.1	138.1	.2	0
Engineering plating - hard chrome, hard nickel		3471-103	12/84	127.7	127.9	127.9	2.4	0
Anodizing		3471-104	12/84	135.2	136.3	136.6	2.1	.2
Hard coat anodizing		3471-10431	12/84	128.5	129.3	129.3	.6	0
Other anodizing		3471-10432	12/84	136.8	138.1	138.4	2.4	.2
Mechanical surface preparation		3471-105	12/84	117.0	117.6	117.5	.9	-.1
Polishing and buffing		3471-10541	12/84	116.0	116.6	116.6	1.1	0

See footnotes at end of table.

Digitized for FRASER
http://fraser.stlouisfed.org/
Federal Reserve Bank of St. Louis

Table 5. Producer price indexes for the net output of selected industries and their products—Continued

Industry and product[1]	Industry code	Product code	Index base	Index			Unadjusted percent change to Apr. 1994 from —	
				Dec. 1993[2]	Mar. 1994[2]	Apr. 1994[2]	Apr. 1993	Mar. 1994
Metal plating and polishing—Continued								
Other surface finishing		3471-10543	12/84	128.1	128.1	128.1	-1.6	0
Other plating including reel to reel continuous plating		3471-107	12/84	117.6	119.0	119.3	1.4	.3
Reel to reel continuous plating		3471-10751	12/89	99.9	101.3	101.5	1.5	.2
Other plating		3471-10752	12/89	105.9	105.9	106.8	.8	.8
Secondary products and miscellaneous receipts		3471-SM						
Secondary products		3471-S	12/84	125.7	126.0	126.0	.7	0
Metal coating and allied services	3479		12/84	114.7	115.0	115.1	.6	.1
Primary products		3479-P	12/84	115.0	115.4	115.5	.6	.1
Metal coating and allied services		3479-1	12/84	115.0	115.4	115.5	.6	.1
Etching and engraving metal nameplates		3479-101	12/84	124.8	124.4	124.4	1.6	0
Other etching and engraving		3479-102	12/84	168.3	175.6	175.3	2.9	-.2
Galvanizing and other hot dip coating		3479-103	12/84	114.6	114.8	114.9	.2	.1
Sheet and strip galvanizing		3479-10311	12/89	96.6	96.7	96.7	.8	0
After fabrication galvanizing, excluding all steel company operations		3479-10312	12/84	121.3	120.4	120.6	-1.3	.2
Hot dip coating other than zinc		3479-10314	12/84	121.1	[3]	121.1	0	[3]
Organic coatings		3479-104	12/84	110.6	110.7	110.8	.5	.1
Coil coating		3479-10421	12/84	98.8	98.8	99.1	.3	.3
Spray coating, including electrostatic coating		3479-10422	12/84	121.7	121.8	121.9	1.3	.1
All other organic coating		3479-10423	12/84	108.8	109.0	109.0	-.6	.0
All other metal coating or allied services		3479-105	12/89	103.9	103.9	103.9	.2	0
Secondary products and miscellaneous receipts		3479-SM						
Secondary products		3479-S	12/84	103.1	104.4	104.4	1.9	0
Ordnance and accessories, except vehicles and guided missiles	348		06/85	124.0	124.9	125.1	.2	.2
Small arms ammunition, 30mm and under	3482		06/85	113.9	112.8	113.5	-.5	.6
Primary products		3482-P	06/85	119.3	118.0	118.8	-.5	.7
Cartridges for small firearms (rifles and sidearms)		3482-1	06/85	106.3	106.8	106.6	.2	-.2
Rimfire rifle/pistol		3482-112	06/85	87.6	88.9	88.4	.9	-.6
Centerfire/rifle		3482-113	06/85	114.7	114.7	114.7	-.2	0
Centerfire pistols, including cartridges		3482-114	06/85	120.5	120.8	120.6	.2	-.2
Shotgun shells		3482-2	06/85	129.3	[3]	124.2	-3.9	[3]
Ammunition components		3482-3	06/85	123.0	123.9	123.9	.4	0
Wads, shot cases (primed or unprimed), bullets, bullet jackets and cases		3482-369	06/85	116.0	119.3	119.3	1.7	0
All other ammunition products		3482-398	06/85	93.6	93.6	93.6	0	0
Ammunition, except for small arms	3483		12/85	120.7	122.2	122.3	-.6	.1
Primary products		3483-P	12/85	120.6	121.4	121.4	-1.5	0
Artillery ammunition and component parts, over 30mm (or 1.18 inches)		3483-1	12/85	136.3	138.1	138.2	2.6	.1
Steel cases only		3483-135	12/85	134.6	[3]	[3]	[3]	[3]
Projectile metal parts		3483-151	12/85	127.9	127.9	127.9	-2.0	0
Artillery component parts		3483-171	12/85	118.0	117.2	117.5	6.0	.3
Fuses		3483-17114	12/85	111.1	110.6	111.2	1.2	.5
Other		3483-17119	12/85	132.2	131.1	131.1	10.6	0
Ammunition, except for small arms, n.e.c.		3483-3	12/85	103.0	103.2	103.2	-4.4	0
Bombs		3483-311	12/85	77.6	77.6	77.6	-3.4	0
Other ammunition and ammunition parts, n.e.c., except small arms		3483-341	12/85	128.0	134.5	134.6	3.8	.1
Secondary products and miscellaneous receipts		3483-SM						
Secondary products		3483-S	12/85	120.0	122.8	123.1	-.5	.2
Small arms, 30 mm and under	3484		06/85	140.3	141.3	141.3	1.1	0
Primary products		3484-P	06/85	140.7	141.8	141.9	1.2	.1
Pistols and revolvers		3484-2	06/85	129.8	130.2	130.4	1.0	.2
Centerfire pistols and revolvers		3484-201	06/85	127.9	128.3	128.5	1.0	.2
Rimfire pistols and revolvers		3484-202	06/85	138.7	138.7	138.7	.4	0
Rifles		3484-3	06/85	140.3	143.3	143.4	2.4	.1
Centerfire rifles		3484-301	06/85	136.1	138.8	138.8	2.2	0
Bolt repeater centerfire rifles		3484-30122	08/85	131.1	133.0	133.0	1.4	0
Shotguns		3484-4	06/85	139.3	141.5	141.5	3.6	0
Repeating shotguns		3484-401	06/85	140.7	142.8	142.8	3.7	0
Other small arms		3484-5	06/85	119.2	121.6	121.4	3.2	-.2
Parts and attachments for small arms		3484-6	06/85	139.6	139.6	139.6	.3	0
Small arms shipped to U.S. military		3484-7	06/92	100.4	100.4	100.4	-1.0	0
Machine guns, shipped to U.S. military		3484-702	06/92	99.5	99.5	99.5	-.3	0
Secondary products and miscellaneous receipts		3484-SM						
Secondary products		3484-S	06/85	124.3	125.0	125.0	.1	0
Ordnance and accessories N.E.C	3489		12/85	106.8	107.4	107.5	1.7	.1
Primary products		3489-P	12/85	121.7	121.9	121.4	-.2	-.4
Secondary products and miscellaneous receipts		3489-SM						
Secondary products		3489-S	12/85	102.9	103.0	103.0	2.2	0
Miscellaneous fabricated metal products	349		12/84	126.7	127.8	128.0	2.1	.2
Industrial Valves	3491		06/91	106.4	107.2	107.5	2.1	.3
Primary products		3491-P	06/91	106.9	107.7	108.0	2.1	.3

See footnotes at end of table.

Digitized for FRASER
http://fraser.stlouisfed.org/
Federal Reserve Bank of St. Louis

Table 5. Producer price indexes for the net output of selected industries and their products—Continued

Industry and product[1]	Industry code	Product code	Index base	Index			Unadjusted percent change to Apr. 1994 from —	
				Dec. 1993[2]	Mar. 1994[2]	Apr. 1994[2]	Apr. 1993	Mar. 1994
Industrial Valves—Continued								
Gate, globe, and check valves		3491-1	06/91	107.7	108.9	109.1	2.4	0.2
Iron body, including ductile or modular, all pressures (excl. IBBM, AWWA, UL)		3491-111	06/91	103.0	103.9	104.5	2.3	.6
Carbon steel		3491-113	06/91	109.6	110.4	110.5	3.0	.1
Cast carbon steel		3491-11304	12/82	119.0	119.8	119.9	5.2	.1
Forged carbon steel		3491-11305	12/82	100.5	101.1	101.4	-.7	.3
Alloy steel and other metals		3491-115	06/91	100.0	100.9	100.9	-1.0	0
Brass and bronze (125 lb w.s.p. or more)		3491-117	12/82	161.1	165.0	165.0	4.5	0
Valves for water works		3491-2	06/91	101.8	104.5	103.6	3.0	-.9
IBBM gate line and tapping valves		3491-211	06/91	102.5	102.5	102.5	.6	0
UL valves (all pressures)		3491-212	06/91	96.5	(3)	104.1	7.7	(3)
Fire hydrants		3491-214	12/82	148.6	148.6	147.9	3.0	-.5
AWWA valves (all pressures)		3491-215	06/91	101.1	105.5	105.5	4.4	0
Butterfly valves		3491-21502	06/91	101.1	105.5	105.5	4.4	0
Ball valves, all pressures, types & metals (excl. auto. control, solenoid, & regulator valves)		3491-3	06/91	106.3	106.6	106.6	-.8	0
Brass and bronze		3491-313	12/82	152.2	152.4	152.4	.7	0
Carbon steel (cast and fabricated)		3491-315	06/91	109.4	109.9	109.9	1.8	0
Alloy steel and other metals		3491-317	06/91	101.4	101.8	101.8	-5.6	0
Butterfly valves, all metals pressures, and types, incl. manual & power on/off valves		3491-4	06/91	101.5	103.4	103.9	.3	.5
Industrial types, incl. elastomer and fluroplastic lined		3491-411	06/91	103.0	105.7	106.4	3.3	.7
Iron (including ductile)		3491-41101	12/82	112.1	112.1	113.8	1.5	1.5
Plug valves, all metals , pressures & types (excl. automatic control, solenoid, and regulator)		3491-5	12/82	146.0	146.3	146.3	2.0	0
Iron (including ductile)		3491-511	12/82	147.4	147.4	147.4	0	0
Alloy steel and other metals		3491-515	12/82	162.2	163.2	163.2	2.6	0
Industrial valves, n.e.c.		3491-6	06/91	112.9	113.5	113.5	6.0	0
Pop safety valves and relief valves (more than 15 lb w.s.p.)		3491-615	12/82	152.4	154.7	154.8	3.8	.1
Iron and steel		3491-61501	06/91	107.4	108.5	108.6	3.1	.1
Compressed gas cylinder valves		3491-617	12/82	157.0	155.9	155.8	-.7	-.1
Steam traps (more than 15 lb w.s.p.)		3491-619	12/82	168.8	168.8	169.4	3.9	.4
Power actuators (sold separately)		3491-623	06/91	105.5	104.4	104.5	-.6	.1
Pneumatic actuation		3491-62301	06/91	107.9	(3)	107.9	1.5	(3)
Other metal valves (excl. control valves, regulators, and solenoid valves)		3491-625	06/91	108.3	108.7	108.7	2.5	0
Automatic regulating and control valves (except nuclear)		3491-8	12/82	140.9	141.0	142.7	1.7	1.2
Automated control valves (designed for modulating (throttling) service)		3491-8A	06/91	103.8	103.9	103.9	-.2	0
Pneumatic actuated		3491-831	12/82	154.9	155.0	155.0	2.4	0
Sliding stem valves		3491-8311	06/91	108.4	108.4	108.4	2.8	0
Globe body		3491-83111	06/91	109.9	109.9	109.9	3.3	0
All other body types		3491-83112	06/91	101.2	101.3	101.3	.4	0
Rotary valves		3491-8313	06/91	109.8	109.8	109.8	2.7	0
Ball valves		3491-83133	06/91	113.5	113.5	113.5	2.3	0
Butterfly valves		3491-83134	06/91	106.0	106.0	106.0	2.9	0
All other actuation, including electric-actuated and electri-hydraulic actuated		3491-841	06/91	102.3	102.3	102.3	.4	0
Sliding stem valves		3491-8411	06/91	100.3	100.3	(3)	(3)	(3)
Globe body		3491-84111	06/91	100.8	100.8	(3)	(3)	(3)
All other power-operated (except pneumatic) control valves		3491-8414	06/91	102.1	(3)	(3)	(3)	(3)
Regulator Valves		3491-8B	06/91	109.1	109.2	112.1	4.0	2.7
Pilot (internal and external) actuated pressure regulators		3491-873	06/91	112.4	112.4	112.7	2.8	.3
Solenoid Valves, except power transfer valves		3491-9	12/82	146.2	146.0	146.2	1.2	.1
Commercial/Industrial types		3491-95	06/91	108.6	108.4	108.6	1.2	.2
Two-way		3491-956	06/91	105.7	106.3	106.6	1.4	.3
Secondary products and miscellaneous receipts		3491-SM						
Secondary products		3491-S	06/91	104.5	105.5	105.7	2.3	.2
Fluid power valves and hose fittings	3492		06/91	106.9	107.5	109.0	3.3	1.4
Primary products		3492-P	06/91	105.8	106.6	107.6	3.1	.9
Hydraulic valves, all pressures, non-aerospace type		3492-1	06/91	107.2	108.2	111.1	5.1	2.7
Directional control (two, three, and four-way)		3492-111	06/91	106.8	(3)	113.3	7.6	(3)
Pressure control		3492-113	06/91	108.3	108.3	108.3	.7	0
Other, including logic		3492-122	06/91	110.8	117.4	117.4	7.5	0
Pneumatic valves, non-aerospace type		3492-2	06/91	104.3	107.0	106.5	2.3	-.5
Directional control		3492-211	06/91	104.6	107.9	107.3	2.8	-.6
Solenoid-operated		3492-21113	06/91	106.4	111.1	110.3	4.0	-.7
Pressure control		3492-231	07/91	103.4	104.6	104.6	1.2	0
Other-pressure control valves		3492-23115	07/91	103.4	104.6	104.6	1.2	0
Other, including logic and combination		3492-271	06/91	104.0	105.2	105.2	1.2	0
Hydraulic and pneumatic valves, aerospace type		3492-3	06/91	106.6	106.6	106.6	0	0
Hydraulic valves, aerospace type		3492-31	06/91	105.6	105.6	105.6	0	0
Hydraulic and pneumatic hose or tube end fittings and assemblies, non-aerospace		3492-5	06/91	105.5	105.6	106.9	2.9	1.2
Fittings and couplings for hose		3492-51	06/91	105.5	105.6	106.9	2.9	1.2
Hydraulic and pneumatic, except quick connect		3492-511	06/91	108.3	108.3	110.4	3.5	1.9
Permanent		3492-51101	06/91	106.9	106.9	109.2	3.8	2.2
Reusable		3492-51103	06/91	110.5	110.5	112.3	3.1	1.6

See footnotes at end of table.

Digitized for FRASER
http://fraser.stlouisfed.org/
Federal Reserve Bank of St. Louis

Table 5. Producer price indexes for the net output of selected industries and their products—Continued

Industry and product[1]	Industry code	Product code	Index base	Index			Unadjusted percent change to Apr. 1994 from —	
				Dec. 1993[2]	Mar. 1994[2]	Apr. 1994[2]	Apr. 1993	Mar. 1994
Fluid power valves and hose fittings—Continued								
Quick connect		3492-513	06/91	103.3	([3])	104.0	([3])	([3])
Hydraulic		3492-51301	06/91	99.0	([3])	100.3	([3])	([3])
Other, including steel adaptor connectors, swivel, rotating, and extension fittings		3492-517	06/91	98.8	98.8	([3])	([3])	([3])
Hydraulic and pneumatic hose or tubing end fittings and assemblies, aerospace type		3492-6	06/91	107.3	109.7	109.7	2.7	0
Parts for fluid power valves		3492-7	06/91	110.2	108.7	108.7	-1.0	0
Non-aerospace		3492-796	06/91	104.6	104.6	104.6	.6	0
Aerospace		3492-798	06/91	117.6	114.1	([3])	([3])	([3])
Secondary products and miscellaneous receipts		3492-SM						
Secondary products		3492-S	06/91	113.4	112.6	116.8	4.2	3.7
Steel springs, except wire	3493		06/81	115.5	116.2	116.2	1.1	0
Primary products		3493-P	06/81	113.7	114.4	114.4	1.1	0
Hot formed springs		3493-1	06/81	113.1	114.1	114.0	1.5	-.1
Hot formed coil springs		3493-121	06/81	114.4	114.5	114.5	.1	0
Locomotive, railroad car, and other helical springs		3493-12116	06/81	127.3	127.6	127.6	.2	0
Hot formed leaf springs		3493-131	06/81	109.6	111.3	111.2	3.0	-.1
Replacement leaf springs (including exports) for cars, buses, and trucks		3493-13151	06/81	114.2	115.8	115.7	2.6	-.1
Original equipment leaf springs other than for passenger cars		3493-13158	06/81	104.3	106.0	106.0	3.4	0
Cold formed springs		3493-2						
Cold formed flat springs made of sheet and strip		3493-271	06/81	116.2	116.3	116.4	-.3	.1
Secondary products and miscellaneous receipts		3493-SM						
Secondary products		3493-S	06/81	123.3	123.6	123.7	1.1	.1
Valves and pipe fittings, not elsewhere classified	3494		12/82	129.8	132.3	132.3	3.7	0
Primary products		3494-P	12/82	130.8	133.7	133.7	4.2	0
Plumbing and heating valves and specialties, except plumbers' brass goods		3494-4	12/82	131.0	132.1	132.4	1.8	.2
Check valves		3494-413	06/91	94.0	94.0	97.9	4.1	4.1
All other gates, globes, angles, 3- and 4-way drain, brass and bronze, under 125 w.s.p		3494-415	06/91	104.6	104.6	104.1	1.2	-.5
Metal fittings, flanges, and unions for piping systems		3494-7	12/82	159.3	163.3	163.3	4.7	0
Malleable iron fittings, flanges, and unions, including grooved and ungrooved		3494-717	06/91	101.4	101.4	101.3	.1	-.1
Fittings, flanges, and unions, butt-welded and socket welded or threaded types		3494-73	06/91	95.2	96.1	96.0	-.4	-.1
Flanges (butt-welded type)		3494-732	06/91	91.9	95.4	95.1	3.5	-.3
Forged carbon, stainless, and alloy steel fittings (butt-welded type)		3494-733	06/91	86.0	([3])	86.1	-5.5	([3])
Fittings, flanges, and unions, socket welded and threaded types		3494-735	06/91	104.9	105.3	105.3	2.1	0
Stainless and alloy steel fittings, flanges, and unions (socket and threaded types)		3494-73509	12/82	108.2	110.2	([3])	([3])	([3])
Pipe couplings		3494-785	12/82	160.9	161.9	161.3	.2	-.4
All other metal fittings, flanges, and unions for piping systems		3494-798	12/82	102.8	102.8	102.8	.9	0
Secondary products and miscellaneous receipts		3494-SM						
Miscellaneous receipts		3494-M	12/82	83.0	([3])	([3])	([3])	([3])
Secondary products		3494-S	12/82	142.7	143.1	143.1	1.2	0
Wire springs	3495		12/82	119.1	120.6	120.5	2.7	-.1
Primary products		3495-P	12/82	119.0	120.6	120.5	2.9	-.1
Precision mechanical springs		3495-2	12/82	128.3	128.5	128.4	1.5	-.1
Compression type, shipments to O.E.M		3495-212	12/82	124.0	124.2	124.1	.5	-.1
Automotive		3495-21211	12/82	108.0	108.2	108.1	1.1	-.1
Other machinery		3495-21215	12/82	134.8	135.8	135.8	.7	0
Consumer goods		3495-21217	12/82	109.3	([3])	([3])	([3])	([3])
Other		3495-21219	12/82	113.2	113.2	113.2	.3	0
Compression type, other shipments		3495-214	12/82	122.2	122.2	122.2	1.1	0
Extension type		3495-215	12/82	142.1	142.3	142.3	3.7	0
Torsion type		3495-217	12/82	124.5	124.7	124.7	2.3	0
Other wire springs		3495-3	12/82	111.5	114.7	114.5	4.5	-.2
Other upholstery and furniture springs		3495-319	12/82	114.4	114.4	113.9	1.5	-.4
Other wire springs		3495-398	12/82	108.6	108.6	108.6	2.2	0
Secondary products and miscellaneous receipts		3495-SM						
Secondary Products		3495-S	12/82	115.6	115.6	115.6	1.6	0
Miscellaneous fabricated wire products	3496		12/82	126.1	126.8	126.4	1.8	-.3
Primary products		3496-P	12/82	123.9	124.6	124.1	1.7	-.4
Noninsulated ferrous wire rope, cable and strand		3496-1	12/82	126.7	127.1	127.0	1.0	-.1
Steel wire rope and cable		3496-111	12/82	125.6	125.7	125.7	2.6	0
Composite strand, rope and cable		3496-121	12/82	181.5	([3])	181.2	-.2	([3])
Other steel wire strand		3496-135	12/82	116.4	118.8	118.7	.3	-.1
Ferrous wire cloth and other ferrous woven wire products		3496-4	12/82	126.5	125.6	125.7	2.9	.1
Industrial wire cloth		3496-461	12/82	141.1	140.0	140.2	2.2	.1
Other ferrous woven cloth and woven wire products		3496-498	12/82	119.0	118.5	118.5	4.7	0
Steel fencing and fence gates		3496-6	12/82	120.8	121.4	122.6	6.0	1.0
Chain link fencing		3496-613	12/82	110.8	111.6	113.3	6.8	1.5
Wire fence, woven and welded		3496-621	06/89	109.5	109.5	109.5	4.6	0

See footnotes at end of table.

Digitized for FRASER
http://fraser.stlouisfed.org/
Federal Reserve Bank of St. Louis

Table 5. Producer price indexes for the net output of selected industries and their products—Continued

Industry and product[1]	Industry code	Product code	Index base	Index			Unadjusted percent change to Apr. 1994 from —	
				Dec. 1993[2]	Mar. 1994[2]	Apr. 1994[2]	Apr. 1993	Mar. 1994
Miscellaneous fabricated wire products—Continued								
Steel nails, spikes, brads, staples and tacks		3496-7	12/82	117.4	120.1	120.1	2.3	0
Other ferrous fabricated wire products		3496-8	12/82	125.4	126.2	126.3	2.3	.1
Wire garment hangers		3496-871	04/83	148.7	148.7	148.7	8.0	0
Wire carts		3496-873	12/82	127.9	129.8	129.4	1.9	-.3
Wire cages		3496-875	12/82	123.8	123.0	123.0	.6	0
Other ferrous wire products		3496-898	12/82	115.8	116.6	116.7	1.1	.1
Secondary products and miscellaneous receipts		3496-SM						
Miscellaneous receipts		3496-M	12/82	134.4	134.4	134.4	2.2	0
Resales		3496-Z89	12/82	134.4	134.4	134.4	2.2	0
Secondary products		3496-S	12/82	147.4	149.6	149.4	1.6	-.1
Metal foil and leaf	3497		12/84	121.0	122.4	121.7	.1	-.6
Primary products		3497-P	12/84	111.3	112.3	112.1	-.2	-.2
Converted unmounted aluminum foil packaging products (not laminated to other materials)		3497-1	12/90	88.3	89.6	89.6	-.3	0
Laminated aluminum foil rolls and sheets for flexible packaging uses		3497-2	12/84	109.5	108.5	108.0	-.9	-.5
Adhesive or wax laminated foil/paper combinations		3497-225	12/90	103.7	103.7	103.7	-.1	0
Foil/film/paper combinations		3497-228	12/90	96.7	93.1	93.2	2.0	.1
Gift wrap (laminated)		3497-241	12/90	104.8	104.8	104.8	-3.8	0
Converted foil or leaf for nonpackaging applications		3497-3	12/84	116.9	120.3	120.3	1.7	0
Unmounted or coated, plain or printed		3497-352	12/84	123.6	123.6	123.6	-.1	0
Other foil, incl. composition (combination of two or more metals) and leaf(incl. aluminum leaf)		3497-359	12/84	127.1	131.0	130.9	1.7	-.1
Secondary products and miscellaneous receipts		3497-SM						
Secondary products		3497-S	12/84	156.5	159.4	156.2	1.5	-2.0
Fabricated pipe and fabricated pipe fittings	3498		06/81	128.8	129.6	129.6	1.5	0
Primary products		3498-P	06/81	131.1	131.5	131.4	1.4	-.1
Iron and steel pipe, tube, and fittings		3498-1	06/81	126.6	126.0	126.5	1.4	.4
Iron and steel pipe and pipe fittings (including custom work for contractors)		3498-101	06/81	118.6	119.2	119.2	2.2	0
Petrochemical, papermill, and water sewage treatment		3498-10111	12/86	93.7	93.8	93.8	-1.7	0
Other iron and steel pipe and fittings		3498-10114	06/81	130.4	131.5	131.5	4.4	0
Iron and steel tubing and fittings		3498-102	06/81	138.4	136.2	137.3	.4	.8
Welded tubing		3498-10203	06/81	124.4	122.5	122.6	-1.0	.1
Nonferrous pipe, tube, and fittings		3498-5	06/81	164.9	171.9	168.5	1.3	-2.0
Secondary products and miscellaneous receipts		3498-SM						
Secondary products		3498-S	04/82	113.3	113.2	113.2	5.2	0
Fabricated metal products, n.e.c.	3499		06/85	121.2	122.1	122.3	2.1	.2
Primary products		3499-P	06/85	119.2	120.2	120.3	2.2	.1
Safes and vaults		3499-1	06/85	125.8	126.2	126.2	.6	0
Safes and chests		3499-101	06/85	140.2	140.6	140.6	.6	0
Fire-resistive safes and chests		3499-10115	06/85	134.1	134.1	134.1	0	0
Burglary-resistive safes and chests		3499-10121	06/85	148.0	148.8	148.8	1.4	0
All other bank and security vaults and equipment		3499-198	06/85	110.0	110.5	110.5	.2	0
Metal ladders		3499-5	06/85	120.8	122.2	122.2	.1	0
Step and platform ladders		3499-511	06/85	118.6	[3]	[3]	[3]	[3]
All other metal ladders, including ladder accessories		3499-521	06/85	125.1	125.1	125.1	-1.5	0
Powder metallurgy parts, excluding bearings, gears, machine cutting tools, & all carbide parts		3499-6	12/91	100.0	101.0	101.2	1.1	.2
Copper and copper-base alloy		3499-633	12/91	103.4	103.7	106.9	6.3	3.1
Iron and steel		3499-655	12/91	99.0	99.1	99.1	-.5	0
Other metals		3499-688	12/91	100.4	102.5	102.5	1.9	0
All other fabricated metal products		3499-8	06/85	121.1	122.2	122.3	2.3	.1
Permanent magnets, except ceramic		3499-811	06/85	98.0	98.9	98.9	-2.6	0
Steel boxes		3499-821	06/85	132.5	[3]	132.6	.5	[3]
Other fabricated metal products		3499-899	06/85	121.3	122.6	122.7	2.7	.1
Secondary products and miscellaneous receipts		3499-SM						
Miscellaneous receipts		3499-M	06/85	143.4	144.3	144.7	1.5	.3
Resales		3499-Z89	06/85	131.3	132.9	133.8	3.3	.7
Secondary products		3499-S	06/85	120.9	121.1	121.1	.9	0
Machinery, except electrical	35		12/84	116.8	117.3	117.5	.6	.2
Engines and Turbines	351		12/84	126.4	127.6	127.6	1.7	0
Turbines and turbine generator sets	3511		06/82	144.5	146.3	146.3	1.8	0
Primary products		3511-P	06/82	147.7	149.8	149.8	2.1	0
Steam, gas, and hydraulic turbine generator set units and parts		3511-1	06/82	140.6	145.8	145.8	2.5	0
Mechanical drive steam, gas, and hydraulic turbines, nonlocomotive steam engines and parts		3511-2	06/82	157.1	158.2	158.2	1.9	0
Steam turbines, steam engines and parts		3511-21	06/82	159.9	160.1	160.1	.2	0
Steam turbines		3511-211	06/82	152.7	[3]	152.7	.2	[3]
Internal combustion engines, n.e.c.	3519		12/82	126.0	127.1	127.1	1.6	0
Primary products		3519-P	12/82	127.1	128.3	128.3	1.8	0
Gasoline engines, under 11 h.p. (except auto)		3519-1	12/82	117.4	117.4	117.4	2.2	0
Gasoline engines, 11 h.p. and over (except auto)		3519-2	12/82	136.4	136.4	136.4	1.2	0

See footnotes at end of table.

Digitized for FRASER
http://fraser.stlouisfed.org/
Federal Reserve Bank of St. Louis

Table 5. Producer price indexes for the net output of selected industries and their products—Continued

Industry and product[1]	Industry code	Product code	Index base	Index			Unadjusted percent change to Apr. 1994 from —	
				Dec. 1993[2]	Mar. 1994[2]	Apr. 1994[2]	Apr. 1993	Mar. 1994
Internal combustion engines, n.e.c.—Continued								
Gasoline engines, 11 - 60.9 h.p. (except auto)		3519-2A	12/82	126.1	126.1	126.1	1.9	0
Gasoline engines, 11 - 20.9 h.p		3519-212	12/88	110.0	110.0	110.0	2.1	0
Gasoline engines, 61 h.p. and over (except auto)		3519-2B	02/83	146.6	146.7	146.7	.6	0
Gasoline engines, 61 - 150.9 h.p		3519-222	12/88	102.7	103.1	[3]	[3]	[3]
Diesel, semidiesel, and dual fuel engines (except automotive)		3519-3	12/82	119.6	120.4	120.4	1.6	0
Diesel, semidiesel and dual fuel, under 151 h.p		3519-3A	12/82	110.4	110.7	110.7	.9	0
Diesel, semidiesel and dual fuel, 151 h.p. and over		3519-3B	12/82	121.0	121.8	121.8	1.6	0
Diesel, semidiesel and dual fuel, 701 - 1500.9 h.p		3519-331	12/82	118.2	118.7	118.5	2.0	-.2
Diesel, semidiesel and dual fuel, 1501 h.p. and over		3519-333	12/82	134.3	135.0	135.2	1.5	.1
Diesel, semidiesel, and dual fuel engines (automotive)		3519-4	12/82	126.1	128.5	128.7	2.1	.2
Outboard engines		3519-5	02/83	155.6	154.6	154.6	2.2	0
Parts and accessories		3519-9	12/82	127.1	128.9	128.9	1.7	0
Cylinder liners (sleeves)		3519-904	12/88	111.1	111.4	111.4	1.6	0
Cylinder heads		3519-905	12/88	121.4	122.3	122.3	1.7	0
Crankshafts, engine		3519-908	12/88	126.2	129.5	129.5	2.1	0
Camshafts, engine		3519-909	12/88	125.1	125.1	125.1	.2	0
Other parts and accessories		3519-998	12/88	112.8	113.8	113.8	1.0	0
Secondary products and miscellaneous receipts		3519-SM						
Miscellaneous receipts		3519-M	12/82	116.0	113.7	113.7	-1.1	0
Resales		3519-Z89	12/82	110.7	108.5	108.5	-1.1	0
Secondary products		3519-S	12/82	120.6	122.9	122.9	1.8	0
Other secondary products		3519-SSS	12/82	138.3	141.3	141.3	2.9	0
Motor vehicle parts and accessories		3714-S	04/83	[3]	101.9	101.9	[3]	0
Farm and garden machinery and equipment	352		12/84	119.9	120.3	120.4	1.7	.1
Farm machinery and equipment	3523		12/82	128.3	128.6	129.1	2.2	.4
Primary products		3523-P	12/82	129.2	129.6	130.0	2.6	.3
Commercial turf and grounds mowing equipment, including parts and attachments		3523-A	12/82	130.7	130.7	130.7	1.9	0
Gang rotary cutting units, reel and rotary		3523-A15	12/82	145.8	145.8	145.8	2.9	0
Parts and attachments for commercial turf and grounds mowing equipment		3523-A31	12/82	[3]	[3]	[3]	[3]	[3]
Commercial turf and grounds care equipment, except mowing, including parts and attachments		3523-B	12/82	156.7	155.2	[3]	[3]	[3]
Other commercial turf and grounds care equipment, including seeders, aerators, etc.		3523-B29	12/82	168.7	170.4	[3]	[3]	[3]
Wheel tractors and attachments, except: contractors' type, lawn and garden, and motor tillers		3523-1	12/82	132.8	132.9	132.9	2.5	0
Two-wheel drive farm type tractors, including front-wheel assist types		3523-1A	12/82	137.8	137.8	137.8	3.2	0
120 to 139 pto horsepower		3523-109	12/82	140.0	140.0	140.0	3.3	0
Four-wheel drive farm type tractors, including tractors with equal size tires, front and rear		3523-1B	12/82	116.7	116.7	[3]	[3]	[3]
250 pto horsepower and over		3523-135	12/82	108.1	108.1	[3]	[3]	[3]
Attachments for wheel tractors, farm type and nonfarm (industrial) type		3523-187	12/82	132.7	133.8	133.8	3.5	0
Farm dairy machines, sprayers and dusters, farm elevators and farm blowers		3523-2	12/82	137.7	137.5	137.5	3.3	0
Sprayers and dusters		3523-2B	12/82	134.0	134.9	134.9	2.6	0
Power sprayers, field and row crop types		3523-22	12/82	130.8	130.8	130.8	2.7	0
Other than tractor mounted		3523-224	12/82	111.7	111.7	111.7	.8	0
Other sprayers		3523-256	12/87	107.4	104.8	104.8	-1.4	0
Farm elevators and blowers		3523-2C	12/82	138.7	136.3	136.3	4.8	0
Planting, seeding, and fertilizing machinery		3523-3	12/82	123.9	126.3	127.2	1.9	.7
Planting and seeding machinery		3523-3A	12/82	121.8	124.4	125.3	2.0	.7
Fertilizing machinery		3523-3B	12/82	133.3	135.9	136.9	2.7	.7
Manure spreaders, conveyor type		3523-357	12/82	124.2	124.1	126.5	3.3	1.9
Harrows, rollers, pulverizers, stalk cutters, and similar equipment		3523-4	12/82	123.7	125.5	125.0	2.2	-.4
Stalk shredders and cutters and rotary mowers		3523-4A	12/82	125.1	130.2	128.4	3.1	-1.4
Harrows and combination tillage equipment		3523-4B	12/82	120.9	120.9	120.9	1.7	0
Harvesting machinery		3523-5	12/82	132.0	132.4	132.4	3.4	0
Field forage harvesters		3523-5A	12/82	119.8	120.8	120.8	.8	0
Field forage harvesters, shear-bar, self-propelled types and pull types		3523-563	12/82	125.6	126.8	126.8	1.0	0
Combines (harvester-threshers), except peanut combines		3523-511	12/82	136.9	137.3	137.3	4.2	0
Other harvesting machinery, including picker-shellers and cotton strippers		3523-582	12/82	120.2	120.9	120.7	.5	-.2
Haying machinery		3523-6	12/82	128.4	128.2	128.2	1.6	0
Hay balers, all types		3523-655	12/82	128.2	128.0	128.0	2.4	0
Plows and listers, excluding turf and grounds machinery		3523-7	12/82	122.8	124.4	124.4	2.5	0
Chisel plows, deep tillage		3523-766	12/82	114.4	117.7	117.7	3.4	0
Farm machinery and equipment, n.e.c., excluding parts		3523-8	12/82	124.7	124.6	124.7	1.9	.1
Cultivators		3523-8A	12/82	136.8	136.4	136.6	4.9	.1
Corn and cotton type cultivators (shank and sweep type)		3523-806	12/82	[3]	138.6	139.3	13.2	.5
Field cultivators		3523-816	12/82	140.9	140.9	140.9	2.5	0
Machines for preparing crops for market or use		3523-8B	12/82	126.6	126.6	126.9	1.6	.2
Feed grinders, feed mixers, and burr mills		3523-826	12/82	126.4	126.4	127.7	3.7	1.0
Farm poultry equipment		3523-8C	12/82	117.9	113.7	113.7	-1.4	0

See footnotes at end of table.

Digitized for FRASER
http://fraser.stlouisfed.org/
Federal Reserve Bank of St. Louis

Table 5. Producer price indexes for the net output of selected industries and their products—Continued

Industry and product[1]	Industry code	Product code	Index base	Index			Unadjusted percent change to Apr. 1994 from —	
				Dec. 1993[2]	Mar. 1994[2]	Apr. 1994[2]	Apr. 1993	Mar. 1994
Farm machinery and equipment—Continued								
Self-propelled irrigation systems		3523-8E	12/82	107.8	107.8	107.8	0.6	0
Self-propelled irrigation systems, center-pivot		3523-893	12/82	107.4	107.4	107.4	.7	0
Farm wagons and other farm transportation equipment		3523-8W	12/82	141.5	142.5	142.3	4.7	-.1
Other farm transportation equipment		3523-W78	12/82	117.5	121.3	121.3	4.2	0
Parts for farm machinery and equipment, excl. comm. turf and grounds equip		3523-9	12/82	126.0	126.2	128.0	2.6	1.4
Farm machinery and equipment parts sold to original equipment mfrs.		3523-9A	12/82	121.6	121.8	121.8	1.1	.0
Farm machinery and equipment parts sold for replacement and repair		3523-9B	12/82	124.9	125.0	128.8	4.6	3.0
Parts for harvesting machinery		3523-994	12/82	124.6	126.3	126.3	1.4	0
Secondary products and miscellaneous receipts		3523-SM						
Miscellaneous receipts		3523-M	12/82	113.3	112.3	113.0	1.0	.6
Resales		3523-Z89	12/82	113.5	112.5	113.3	1.1	.7
Secondary products		3523-S	12/82	115.1	115.7	116.7	-4.0	.9
Other secondary products		3523-SSS	12/82	117.1	117.3	118.6	2.3	1.1
Construction machinery and equipment		3531-S	12/82	108.2	109.1	109.4	-15.3	.3
Lawn and garden equipment	3524		12/82	121.7	122.3	121.8	1.3	-.4
Primary products		3524-P	12/82	122.5	123.3	122.8	1.5	-.4
Consumer nonriding lawn, garden, and snow equipment		3524-1	12/82	115.1	115.2	115.2	1.8	0
Lawn mowers		3524-11	12/82	114.2	114.3	114.3	2.4	0
Rotary, push type, gasoline engine powered		3524-111	12/82	116.9	117.0	117.0	3.6	0
Rotary, self-propelled, gasoline engine powered		3524-112	12/82	107.6	107.8	107.8	1.2	0
Reel, all types		3524-113	12/82	119.6	(3)	(3)	(3)	(3)
Snow throwers (snow blowers), except attachment types		3524-14	12/82	116.8	118.2	118.2	2.3	0
Single stage		3524-141	12/82	116.4	(3)	(3)	(3)	(3)
Dual stage		3524-142	06/83	115.7	117.0	117.0	2.7	0
Powered lawn edgers/trimmers		3524-15	12/82	122.0	122.0	122.0	1.8	0
Fixed blade, gasoline engine or electric powered		3524-154	12/82	132.7	132.7	132.7	1.6	0
Other consumer nonriding lawn, garden, and snow equipment		3524-19	12/82	119.2	119.2	119.1	.1	-.1
Yard vacuums and blowers		3524-193	12/82	101.6	101.6	101.3	-1.8	-.3
All other equipment, incl. powered hedge trimmers, 2 wheel walking tractors, and lawn sweepers		3524-194	12/82	127.4	127.4	127.4	.9	0
Parts and attachments for consumer nonriding lawn, garden, and snow equipment		3524-3	12/82	141.3	150.1	141.7	4.7	-5.6
Attachments		3524-311	12/82	139.4	139.4	139.4	-.2	0
Parts		3524-312	12/82	140.4	(3)	(3)	(3)	(3)
Consumer riding lawn, garden, and snow equipment		3524-4	12/82	137.4	137.7	137.7	.5	0
Garden tractors		3524-41	12/82	148.6	148.6	148.6	-.5	0
Under 16.0 hp		3524-416	12/87	123.7	(3)	(3)	(3)	(3)
16.0 hp and over		3524-417	12/82	148.4	148.4	148.4	2.5	0
Lawn tractors and riding mowers		3524-42	12/82	132.8	133.1	133.1	1.2	0
Front engine lawn tractors and riding mowers		3524-421	12/82	129.6	129.8	129.8	.6	0
10.0 hp and over		3524-42113	12/82	124.8	125.0	125.0	.8	0
Rear engine lawn tractors and riding mowers		3524-422						
6.0 hp and over		3524-42213	12/82	138.7	139.5	139.5	2.4	0
Parts and attachments for consumer riding lawn, garden, and snow equipment		3524-5	12/82	106.4	106.4	106.8	1.1	.4
Attachments		3524-517	12/82	132.8	132.8	133.8	1.8	.8
Parts		3524-521	10/83	82.5	82.5	82.5	.2	0
Secondary products and miscellaneous receipts		3524-SM						
Secondary products		3524-S	12/82	113.1	111.8	111.8	-1.1	0
Construction, mining, and materials handling machinery and equipment	353		12/84	123.8	124.6	124.9	1.9	.2
Construction machinery	3531		12/80	151.6	153.2	153.8	1.8	.4
Primary products		3531-P	12/80	147.5	149.1	149.7	1.9	.4
Off hwy wheel tractors		3531-1						
Off hwy wheel tractors, including wheeled log skidders and rubber-tired dozers		3531-101	12/80	144.7	145.0	147.7	3.3	1.9
Tracklaying tractors		3531-2	12/80	155.9	161.2	161.2	3.8	0
Parts/ attach. for tracklaying tractors, off-hwy wheel tractors, tractor shovel loaders		3531-3	12/80	147.4	148.4	148.4	1.5	0
Parts/ attach. for tracklaying tractors, off-hwy wheel tractors, tractor shovel loaders		3531-305	12/80	147.4	148.4	148.4	1.5	0
Power cranes, excavators, and draglines, incl. parts/ attach		3531-4	12/80	160.9	160.1	165.3	3.7	3.2
Cranes		3531-4A	06/86	134.2	130.8	139.7	5.4	6.8
Cable operated cranes		3531-41103	12/80	183.7	186.2	189.4	5.3	1.7
Hydraulic cranes		3531-41104	12/80	160.4	160.8	162.5	2.7	1.1
Miscellaneous cranes, incl. walking draglines		3531-41105	12/80	(3)	144.6	166.6	(3)	15.2
Excavators		3531-411	06/86	129.8	130.1	133.2	3.7	2.4
Hydraulic operated excavators		3531-41102	12/80	(3)	149.1	154.2	3.7	3.4
Front end attachments for power cranes, draglines, and excavators		3531-481	12/80	149.6	(3)	(3)	(3)	(3)
Parts for power cranes, draglines, and excavators		3531-485	12/80	160.8	162.6	162.6	1.2	0
Mixers, pavers, and related equip. excl parts		3531-6	12/80	130.7	132.1	132.1	1.3	0
Concrete equipment		3531-611	06/86	(3)	123.7	123.7	1.6	0
Pavers, finishers, and spreaders		3531-61102	12/93	100.0	100.7	100.7	(3)	0
Other concrete equipment, incl. concrete vibrators and pumps		3531-61104	06/86	(3)	130.0	130.0	(3)	0
Bituminous equipment		3531-622	06/86	116.7	117.2	117.2	.8	.0

See footnotes at end of table.

Digitized for FRASER
http://fraser.stlouisfed.org/
Federal Reserve Bank of St. Louis

Table 5. Producer price indexes for the net output of selected industries and their products—Continued

Industry and product[1]	Industry code	Product code	Index base	Index			Unadjusted percent change to Apr. 1994 from —	
				Dec. 1993[2]	Mar. 1994[2]	Apr. 1994[2]	Apr. 1993	Mar. 1994
Construction machinery—Continued								
Pavers, self-propelled		3531-62202	06/86	(3)	114.3	114.3	(3)	0
Other bituminous equip. incl reclaimers/planers and stab. mixers		3531-62204	06/86	(3)	(3)	(3)	(3)	(3)
Tractor shovel loaders excluding parts/ attachments		3531-7	12/80	157.2	159.9	159.5	1.9	-.3
Wheel type		3531-711	06/86	123.6	125.8	125.5	1.9	-.2
Skid steer, 4 wheel drive		3531-71104	06/86	(3)	103.4	103.4	1.3	0
Nonskid steer, four wheel drive		3531-71105	12/93	100.0	103.7	103.2	(3)	-.5
Scrapers, graders, rollers, off-hwy trucks/haulers, and attach. for mounting		3531-8	12/80	137.1	139.8	139.8	2.3	0
Rollers, all types incl. self-propelled vibratory compactors		3531-831	12/80	148.6	150.6	150.6	4.4	0
Construction machinery for mounting on tractors, shovel loaders, etc.		3531-841	06/86	117.3	118.3	118.3	.9	0
All other machines for mounting, including rippers, rooters, logging arches, side booms, etc.		3531-84155	06/86	(3)	108.1	108.1	(3)	0
Off-hwy equipment		3531-851	06/86	(3)	129.7	129.7	(3)	0
Rough terrain forklifts (integral units only), including fork lift attachments		3531-85125	12/93	100.0	102.4	102.4	(3)	0
Miscellaneous constr. mach./equip., incl other constr. machinery parts		3531-9	12/80	131.4	131.5	131.5	-.8	0
Parts and attachments, excluding cranes, draglines, shovels, and tractors		3531-907	12/93	100.0	98.2	98.2	(3)	0
Miscellaneous construction machinery and equipment		3531-911	06/86	110.8	112.7	112.8	-.1	.1
Continuous ditchers/ trenchers, self-propelled		3531-91102	12/80	(3)	168.5	168.5	(3)	0
Portable crushing, screening, or washing plants and combinations		3531-91105	12/80	156.6	(3)	(3)	(3)	(3)
All other miscellaneous construction machinery		3531-91108	06/86	107.1	107.2	107.6	-6.4	.4
Other excavating and road construction machinery, including rotary snow clearing machinery		3531-91109	12/80	95.2	97.3	97.3	2.2	0
Secondary products and miscellaneous receipts		3531-SM						
Miscellaneous receipts		3531-M	12/80	206.6	211.1	211.0	.8	0
Resales		3531-Z89	08/84	153.1	156.5	156.4	.8	-.1
Secondary products		3531-S	12/80	167.4	166.6	167.1	.5	.3
Other secondary products		3531-SSS	06/86	112.1	111.6	112.0	.5	.4
Mining machinery and equipment	3532		06/81	137.9	138.0	138.0	1.5	0
Primary products		3532-P	06/81	140.7	140.8	140.8	1.9	0
Underground mining machinery		3532-5	06/81	156.8	157.2	156.8	1.6	-.3
Crushing, pulverizing, and screening machinery		3532-7	06/81	160.6	159.3	160.3	1.2	.6
Crushers, stationary types, including skid-mounted (gyratory, impact, jaw, and roll)		3532-727	06/81	166.6	166.6	166.6	1.2	0
Drills and other mining machinery, except parts		3532-8	06/81	139.8	139.8	139.8	1.2	0
All other mining machinery and equipment, including impact breakers		3532-898	12/81	134.4	134.4	134.4	.1	0
Parts and attachments for mining machinery and equipment		3532-9	06/81	126.9	127.0	127.0	2.3	0
Parts and attachments for mining machinery sold separately, excluding drill bits		3532-975	06/81	127.4	127.6	127.6	2.7	0
All other mining drill bits		3532-991	12/87	119.7	(3)	119.7	-.3	(3)
Secondary products and miscellaneous receipts		3532-SM						
Miscellaneous receipts		3532-M	06/81	125.1	125.1	125.1	1.4	0
Resales		3532-Z89	06/81	130.0	130.0	130.0	1.4	0
Secondary products		3532-S	06/81	123.6	124.2	124.2	-1.6	0
Construction machinery		3531-S	06/81	121.2	121.2	121.2	1.7	0
Other secondary products		3532-SSS	06/81	122.7	123.6	123.6	-2.9	0
Oilfield and gasfield machinery and equipment	3533		12/80	140.8	141.6	141.5	2.8	-.1
Primary products		3533-P	12/80	136.1	137.2	137.1	3.7	-.1
Rotary oilfield and gasfield drilling machinery and equipment		3533-1	12/86	130.7	130.7	130.7	5.2	0
Rotary drilling surface equipment		3533-11	12/86	132.5	132.5	132.5	9.1	0
Elevators, spiders, slips, hooks, links, connectors		3533-115	12/80	159.6	159.6	159.6	0	0
Other rotary drilling surface machinery and equipment including kelly joints		3533-121	12/86	139.0	139.0	139.0	0	0
Rotary drilling subsurface equipment		3533-14	12/86	129.2	129.2	129.2	2.1	0
Bits		3533-141	12/80	177.1	177.1	177.1	2.9	0
Tungsten-carbide insert bits		3533-14101	12/80	175.9	175.9	175.9	3.5	0
Steel-toothed bits		3533-14102	12/80	194.3	194.3	194.3	3.1	0
Other subsurface drilling equipment		3533-149	12/86	114.2	114.2	114.2	.2	0
Other subsurface drilling equipment including subsea drilling risers		3533-14903	12/86	125.1	125.1	125.1	.2	0
Oilfield and gasfield production machinery and equipment		3533-3	12/80	119.2	122.3	122.0	3.7	-.2
On-land and offshore bottom support wellhead equipment		3533-31	12/80	118.6	126.8	125.4	5.7	-1.1
Casing and tubing heads and supports		3533-313	12/86	124.9	140.6	140.6	12.6	0
Rodlifting machinery and equipment - surface and subsurface		3533-35	12/80	114.3	114.4	114.6	.3	.2
Sucker rods		3533-357	12/80	86.4	86.5	87.1	.8	.7
Permanent packers and accessories		3533-362	12/80	122.0	122.0	122.0	1.7	0
Separating, metering, and treating equipment for oil and gas (located on well site)		3533-371	12/80	119.3	119.4	119.9	.7	.4
Parts for oil and gas field production machinery and tools, sold separately		3533-382	12/86	108.0	108.4	108.5	1.9	.1
Other oil and gas field production machinery and tools		3533-398	12/86	106.9	110.5	110.0	2.9	-.5
Drilling rigs		3533-5	12/86	104.7	104.7	104.7	0	0
Secondary products and miscellaneous receipts		3533-SM						
Miscellaneous receipts		3533-M	12/80	178.7	178.7	178.7	0	0
Other miscellaneous receipts		3533-X98	12/80	170.5	170.5	(3)	(3)	(3)
Secondary products		3533-S	12/80	132.8	132.8	132.9	.4	.1

See footnotes at end of table.

Digitized for FRASER
http://fraser.stlouisfed.org/
Federal Reserve Bank of St. Louis

Table 5. Producer price indexes for the net output of selected industries and their products—Continued

Industry and product[1]	Industry code	Product code	Index base	Index			Unadjusted percent change to Apr. 1994 from —	
				Dec. 1993[2]	Mar. 1994[2]	Apr. 1994[2]	Apr. 1993	Mar. 1994
Oilfield and gasfield machinery and equipment—Continued								
Valves and fittings		3494-S	12/86	120.2	120.2	120.4	1.8	0.2
Other secondary products		3533-SSS	12/80	133.0	133.0	133.0	0	0
Pumps and pumping equipment		3561-S	12/80	127.2	127.2	127.2	0	0
Elevators and moving stairways	3534		06/81	123.9	124.2	124.1	1.7	-.1
Primary products		3534-P	06/81	123.0	123.4	123.3	1.5	-.1
Elevators and moving stairways, parts and attachments		3534-1	06/81	121.1	121.2	121.2	1.3	0
Geared electric passenger elevators, except residence lifts		3534-105	06/81	118.1	118.1	118.1	1.5	0
Hydraulic passenger elevators		3534-112	06/81	121.0	121.0	121.4	2.6	.3
Freight elevators		3534-114	06/81	168.6	168.6	[3]	[3]	[3]
Hydraulic freight elevators		3534-11415	06/81	123.1	123.1	[3]	[3]	[3]
Other non-farm elevators, incl. sidewalk elev., dumb waiters, man lifts, residence lifts, etc.		3534-196	06/81	134.5	134.9	134.9	.3	0
Parts and attachments for elevators and moving stairways (sold separately)		3534-197	06/81	146.4	146.4	146.4	0	0
Conveyors and conveying equipment	3535		06/84	121.8	121.6	122.9	2.5	1.1
Primary products		3535-P	06/84	119.2	120.0	120.5	2.2	.4
Unit handling conveyors and conveying systems, except hoists and farm elevators		3535-3	06/84	115.4	116.4	116.5	3.0	.1
Gravity conveyors (skate wheel and roller)		3535-311	06/84	115.7	116.2	116.2	1.7	0
Powered conveyors (belt and roller)		3535-314	06/84	111.2	112.1	112.3	1.9	.2
Light to medium duty		3535-31411	06/84	112.8	113.4	113.7	2.1	.3
Heavy duty		3535-31412	06/84	108.9	110.5	110.5	1.6	0
All other conveyors, such as pallet		3535-317	06/84	124.9	124.9	124.9	7.1	0
Parts and accessories for unit handling conveyors and conveying systems (sold separately)		3535-4	06/84	131.3	132.7	133.0	2.4	.2
Bulk material handling conveyors and conveying systems, except hoists and farm elevators		3535-5	06/84	116.4	116.5	116.9	.4	.3
Conveyors and elevators		3535-511	06/84	116.4	116.5	116.9	.5	.3
Belt conveyors and systems		3535-51111	06/84	117.3	118.0	118.0	.3	0
Screw conveyors		3535-51112	08/84	110.4	110.4	110.4	0	0
Bucket elevators		3535-51113	06/84	105.3	106.1	109.1	2.9	2.8
Portable conveyors, except farm		3535-51115	06/84	103.5	103.5	103.5	1.2	0
Vibrating conveyors		3535-51117	09/84	102.8	105.7	107.4	7.0	1.6
All other conveyors and elevators, such as apron, flight, and drag		3535-51118	06/84	126.0	122.0	122.2	-2.2	.2
Parts and access. for bulk material handling conveyors and conveying systems, sold separately		3535-6	06/84	134.3	136.0	138.5	4.4	1.8
Belt conveyor idlers		3535-611	06/84	131.4	136.1	137.8	6.4	1.2
All other parts, attachments, and accessories, sold separately		3535-613	06/84	136.0	136.2	139.1	3.5	2.1
Secondary products and miscellaneous receipts		3535-SM						
Secondary products		3535-S	06/84	130.3	132.2	131.4	0	-.6
Hoists, cranes and monorails	3536		12/84	121.4	123.1	123.8	4.1	.6
Primary products		3536-P	12/84	121.9	123.5	124.0	3.9	.4
Hoists		3536-1	12/84	121.2	121.3	122.4	2.2	.9
Hand chain hoists, ratchet lever, and wire rope pullers		3536-111	12/84	130.6	130.6	130.6	1.6	0
Electric chain hoists (roller and link)		3536-113	12/84	139.7	139.7	139.7	2.1	0
Electric wire rope hoists		3536-116	12/84	122.1	122.1	123.1	2.8	.8
Other hoists		3536-138	12/84	111.1	111.5	112.5	1.9	.9
Parts and attachments for hoists (sold separately)		3536-145	12/84	122.2	122.2	124.8	2.1	2.1
Overhead traveling cranes and monorail systems		3536-2	12/84	121.5	124.2	124.4	5.5	.2
Cranes, except construction power cranes		3536-21	12/84	122.1	126.1	126.3	6.0	.2
Electric overhead traveling cranes		3536-212	12/84	122.1	125.8	125.9	5.8	.1
Single top running bridge type		3536-21207	12/84	107.0	110.6	110.5	6.5	-.1
Double top running bridge type		3536-21208	12/84	119.8	122.9	123.1	6.0	.2
Other overhead traveling cranes		3536-216	12/84	122.5	130.5	134.1	11.4	2.8
Parts and attachments for cranes and monorail systems (sold separately)		3536-26	12/84	115.3	115.3	115.3	5.0	0
Secondary products and miscellaneous receipts		3536-SM						
Secondary products		3536-S	12/84	124.9	126.9	126.9	4.4	0
Industrial trucks and tractors	3537		12/79	147.5	147.8	146.7	1.1	-.7
Primary products		3537-P	12/79	143.4	143.6	142.4	.8	-.8
Industrial trucks and tractors, motorized and hand powered		3537-1	12/79	139.6	139.8	139.8	2.2	0
Internal combustion trucks and tractors		3537-1A	12/79	141.2	141.2	141.2	2.2	.0
Internal combustion trucks		3537-13	12/79	140.8	140.9	140.9	2.2	0
Internal combustion trucks under 6000 lb. capacity		3537-136	12/79	132.5	132.4	132.4	2.0	0
Internal combustion trucks, 6000 - 14,999 lb. capacity		3537-137	12/79	144.6	144.9	144.9	3.1	0
Motorized handtrucks		3537-111	12/79	135.7	135.7	135.7	2.1	0
Operator-riding electric trucks		3537-123	12/79	132.6	132.1	132.7	1.5	.5
All other industrial trucks and tractors		3537-197	12/86	102.8	102.8	102.8	-.2	0
Parts, attachments, and accessories for industrial trucks and tractors		3537-3	12/86	122.4	122.4	118.2	-3.3	-3.4
Secondary products and miscellaneous receipts		3537-SM						
Miscellaneous receipts		3537-M	12/86	155.3	156.9	156.9	5.3	0
Resales		3537-Z89	12/86	130.1	131.5	131.5	5.4	0
Secondary products		3537-S	12/79	180.9	180.9	180.9	.9	0
Machine tools, metal cutting types	3541		06/83	138.1	138.6	139.4	2.4	.6

See footnotes at end of table.

Digitized for FRASER
http://fraser.stlouisfed.org/
Federal Reserve Bank of St. Louis

Table 5. Producer price indexes for the net output of selected industries and their products—Continued

Industry and product[1]	Industry code	Product code	Index base	Index			Unadjusted percent change to Apr. 1994 from —	
				Dec. 1993[2]	Mar. 1994[2]	Apr. 1994[2]	Apr. 1993	Mar. 1994
Machine tools, metal cutting types—Continued								
Primary products		3541-P	06/83	136.2	136.8	137.8	2.1	0.7
Boring and drilling machines		3541-A	12/92	100.1	100.1	100.1	.1	0
Drilling machines		3541-2	06/83	117.8	117.8	117.8	0	0
Machining centers		3541-B	06/83	121.9	125.4	126.3	3.4	.7
Drill, mill, bore, vertical (automatic tool change)		3541-B4	06/83	118.9	118.9	118.9	1.0	0
Y - axis travel less than 20 inches		3541-B415	09/83	122.5	122.5	122.5	0	0
Y - axis travel 20 inches through 26 inches		3541-B417	06/83	118.6	118.6	118.6	.6	0
Y - axis travel over 26 inches		3541-B419	06/83	118.9	118.9	118.9	2.9	0
Drill, mill, bore, horizontal (automatic tool change)		3541-B6	06/83	117.2	123.1	124.9	5.8	1.5
Station type machines		3541-C	06/83	152.2	151.5	151.5	.5	0
Dial or rotary, trunnion and center column		3541-C11	06/83	122.9	123.5	123.5	.9	0
Transfer		3541-C13	06/83	156.9	155.6	155.6	.3	0
Other metal cutting machine tools		3541-D	06/83	135.7	138.3	138.9	5.5	.4
Sawing and cutoff machines		3541-D4	06/83	137.5	138.2	138.2	2.7	0
Spark erosion, ultrasonic, and electrolytic machines		3541-D5	12/92	103.8	103.8	103.8	3.8	0
Miscellaneous metal cutting machine tools, incl. tapping mach		3541-D6	06/83	158.2	165.7	167.7	10.1	1.2
Gear cutting machines		3541-3	06/83	(3)	(3)	(3)	(3)	(3)
Grinding, polishing, buffing, honing, and lapping machines		3541-4	06/83	156.8	156.8	157.1	1.2	.2
All grinding, polishing, buffing, honing, and lapping machines valued at $2500 each or more		3541-4B	06/83	156.9	156.9	157.2	1.2	.2
External cylindrical grinding machines		3541-409	06/83	177.4	177.4	177.4	2.0	0
Surface grinding machines, all types		3541-431	06/88	120.6	120.6	120.6	-.8	0
Tool and cutter grinding machines		3541-452	07/83	144.2	144.2	144.2	1.6	0
All other grinding machines, n.e.c., including thread grinding machines		3541-492	06/83	149.1	149.2	149.6	.3	.3
Turning machines (lathes), all types		3541-5	06/83	125.0	125.4	127.0	2.6	1.3
Horizontal numerically controlled turning machines		3541-519	06/83	108.7	109.2	111.5	4.7	2.1
Horizontal spindle numerically controlled turning machines, medium		3541-51912	06/83	113.1	113.1	113.1	1.0	0
Vertical numerically controlled turning machines		3541-528	06/83	109.6	109.6	109.6	-1.8	0
Non-numerically controlled turning machines		3541-59	06/83	148.8	148.8	148.8	0	0
All lathes (turning machines), horizontal type		3541-597	12/92	100.0	100.0	100.0	0	0
Milling machines		3541-6	06/83	(3)	(3)	(3)	(3)	(3)
Parts for metal cutting type machine tools, sold separately, and rebuilt machine tools		3541-9	06/83	135.6	135.8	138.4	3.1	1.9
Parts for metal cutting type machine tools, sold separately		3541-911	06/83	135.6	136.2	140.2	4.6	2.9
Rebuilt metal cutting type machine tools		3541-941	08/83	135.0	134.4	134.4	.1	0
Secondary products and miscellaneous receipts		3541-SM						
Miscellaneous receipts		3541-M	06/83	153.5	154.0	154.2	2.7	.1
Contract work and other miscellaneous receipts		3541-XY9	06/88	161.2	162.5	162.5	2.3	0
Resales		3541-Z89	06/83	123.9	123.9	124.2	3.0	.2
Secondary products		3541-S	06/83	138.6	138.6	138.6	3.5	0
Metal forming machine tools	3542		06/81	146.9	149.4	149.5	2.8	.1
Primary products		3542-P	06/81	151.3	153.7	153.7	2.8	0
Punching, shearing, bending, and forming machines		3542-1	06/81	124.0	124.0	124.3	1.1	.2
Punching machinery		3542-111	09/88	103.4	103.4	103.8	2.3	.4
Punching machines, fixed position and two axes positioning table		3542-11111	12/92	102.7	102.7	103.2	3.2	.5
Punches and all other punching machinery		3542-11115	12/92	100.0	100.0	100.0	0	0
Shearing machinery		3542-121	12/92	100.9	100.9	100.9	.9	0
Shearing machinery		3542-12114	12/92	100.9	100.9	100.9	.9	0
Bending and forming machinery		3542-131	06/81	127.1	127.1	127.3	.4	.2
Press brakes		3542-13113	06/81	135.8	135.8	137.1	1.6	1.0
Rolls, all types		3542-13117	12/92	100.0	100.0	(3)	(3)	(3)
Other bending and forming machines including folders		3542-13118	12/86	126.1	126.1	126.1	.2	0
Presses, except forging		3542-2	06/81	159.8	166.6	166.6	8.1	0
Mechanical presses		3542-211	06/81	160.7	169.1	169.1	9.2	0
Vertical, straight-sided and arch frame		3542-21112	06/81	132.1	134.0	134.0	2.4	0
Other mechanical presses		3542-21113	12/92	101.6	109.2	109.2	7.5	0
Hydraulic presses		3542-212	06/81	156.8	157.3	157.3	3.5	.0
Other hydraulic presses		3542-21213	06/81	116.6	117.1	117.1	5.1	0
Other metal forming machine tools and forging machines		3542-3	06/81	169.2	171.0	171.0	1.1	0
Other metal forming machine tools		3542-312	06/81	182.6	183.7	183.7	.6	0
All other metal forming machine tools		3542-31218	12/92	100.9	103.6	103.6	2.7	0
Rebuilt metal forming machine tools and parts for metal forming machine tools		3542-4	06/81	159.4	160.8	160.8	1.5	0
Parts for metal forming machine tools		3542-413	06/81	155.1	156.5	156.5	1.4	0
Secondary products and miscellaneous receipts		3542-SM						
Secondary products		3542-S	06/81	130.9	132.9	132.9	1.6	0
Other secondary products		3542-SSS	12/92	100.0	100.0	100.0	(3)	0
Industrial patterns	3543		12/84	119.5	119.8	119.8	-.1	0
Primary products		3543-P	12/84	119.3	119.6	119.5	.1	-.1
Industrial patterns, except shoe patterns		3543-1	12/84	119.3	119.6	119.5	.1	-.1
Foundry patterns		3543-115	12/84	121.3	122.5	122.4	.7	-.1
All other industrial patterns, except shoe patterns		3543-198	12/84	116.2	114.2	114.2	-1.7	0
Secondary products and miscellaneous receipts		3543-SM						
Secondary products		3543-S	12/84	124.3	124.9	124.9	-5.5	0
Special tools, dies, jigs, fixtures and industrial molds	3544		06/81	135.7	136.2	138.3	3.8	1.5

See footnotes at end of table.

Digitized for FRASER
http://fraser.stlouisfed.org/
Federal Reserve Bank of St. Louis

Table 5. Producer price indexes for the net output of selected industries and their products—Continued

Industry and product[1]	Industry code	Product code	Index base	Index			Unadjusted percent change to Apr. 1994 from —	
				Dec. 1993[2]	Mar. 1994[2]	Apr. 1994[2]	Apr. 1993	Mar. 1994
Special tools, dies, jigs, fixtures and industrial molds—Continued								
Primary products		3544-P	06/81	138.1	138.7	140.9	4.0	1.6
Special tools, dies, jigs and fixtures		3544-1	06/81	142.9	143.7	147.3	4.8	2.5
Jigs and fixtures, all types		3544-11	06/81	194.0	194.0	210.1	14.0	8.3
All other jigs and fixtures (holding, positioning, layout, assembly), under 1,000 pounds		3544-117	06/81	179.7	179.7	199.1	18.5	10.8
Dies, metal cutting only		3544-12	06/81	126.6	127.7	127.4	.6	-.2
Forming and drawing dies		3544-1E	06/81	141.4	145.4	144.3	2.1	-.8
Forming and drawing dies, 500 pounds weight and under		3544-122	06/81	129.3	137.5	135.1	4.7	-1.7
Stamping dies, including lamination and blanking dies		3544-1F	06/81	116.5	116.5	116.5	0	0
Stamping dies, progressive type, high-speed steel		3544-127	06/81	105.6	105.6	105.6	0	0
Stamping dies, progressive type, other steel including carbide		3544-128	12/86	110.9	110.9	110.9	0	0
All other stamping type dies (punch, trim, notch, perforate, etc.)		3544-129	06/81	122.3	122.3	122.3	0	0
Other specially designed tooling, prototypes, and models		3544-19	10/82	121.7	121.7	121.7	0	0
Industrial molds		3544-2	06/81	129.0	129.3	129.1	2.3	-.2
Metal industrial molds for casting metal		3544-21	06/81	125.1	126.5	127.2	3.3	.6
Metal diecasting molds		3544-211	06/81	126.8	128.2	128.9	3.4	.5
Metal industrial molds for molding rubber, including tire molds		3544-23						
Metal industrial molds for molding plastic		3544-25	06/81	127.8	127.8	127.8	2.7	0
Metal injection molds for plastic		3544-251	06/81	127.9	127.9	127.9	2.4	0
All other industrial molds		3544-26	12/86	111.4	112.3	109.4	-.8	-2.6
Secondary products and miscellaneous receipts		3544-SM						
Secondary products		3544-S	06/81	120.3	120.3	123.4	4.3	2.6
Other secondary products		3544-SSS	06/81	110.8	110.8	110.8	0	0
Machine tool accessories	3545		06/83	123.8	124.4	124.8	1.5	.3
Primary products		3545-P	06/83	122.3	122.8	123.3	1.4	.4
Small cutting tools for machine tools and metalworking machinery		3545-1	06/83	117.8	118.4	118.9	1.2	.4
Twist drills, gun drills, combined drills, countersinks and counterbores		3545-12	06/83	115.5	116.1	116.4	1.6	.3
Twist drills		3545-121	06/83	113.6	114.5	114.5	1.5	0
Carbon steel and high speed steel		3545-1211	06/83	114.2	115.0	115.1	1.6	.1
1/2 inch and under diameter, straight shank		3545-12117	06/83	116.8	117.8	118.0	2.0	.2
Over 1/2 inch diameter, taper shank		3545-12118	06/83	120.1	120.1	120.1	.7	0
Carbide, solid and tipped, excluding blanks and tips sold separately and masonry drills		3545-12121	09/83	111.4	113.7	112.9	.6	-.7
Gun drills, combined drills, countersinks and counterbores		3545-122	06/83	124.5	123.3	125.2	1.7	1.5
Combination drills and countersinks		3545-12226	08/83	124.5	119.3	122.7	3.2	2.8
Countersinks, including port cutters, etc., but excluding combined drills and countersinks		3545-12227	09/83	107.6	107.6	109.3	2.1	1.6
Counterbores, including spot facers, etc., but excluding pilots for interchangeable pilot types		3545-12229	08/83	117.2	117.2	117.2	0	0
Reamers, all types, excluding gun reamers		3545-13	06/83	117.1	117.7	117.7	1.4	0
High speed steel, including blades sold separately		3545-133	06/83	116.8	117.3	117.3	2.0	0
Carbide, solid and tipped, excluding tips and blanks sold separately		3545-136	11/83	114.5	114.5	114.5	0	0
End mills and milling cutters		3545-15	06/83	115.4	115.9	117.8	1.6	1.6
End mills, solid and tipped, die sinking, contour, router, tracer, hollow mills, etc.		3545-151	06/83	111.3	111.8	113.1	.4	1.2
High speed steel		3545-1511	06/83	115.8	116.4	118.2	.6	1.5
Carbide, solid and tipped, excluding blades sold separately		3545-1512	09/83	95.2	95.2	95.2	.1	0
Inserted blade type cutters, all types, complete		3545-153	06/83	122.4	122.4	122.4	1.2	.0
Indexible or throwaway insert		3545-1533	06/83	112.6	112.6	112.6	.1	0
Single and double point tools and circular form tools		3545-16	06/83	145.1	145.1	145.1	0	0
Circular form tools, including semifinished blanks		3545-161	06/83	120.3	120.3	120.3	0	0
Single and double point tools		3545-162	06/83	153.4	153.4	153.4	0	0
Threading tools		3545-17	06/83	120.8	122.3	122.7	2.3	.3
Taps, excluding taps in threading sets and screw plates and inserted chaser types		3545-171	06/83	117.4	118.6	119.1	2.1	.4
High speed steel		3545-1712	06/83	116.2	117.1	117.6	2.0	.4
Ground thread		3545-17122	06/83	117.5	117.9	118.6	1.9	.6
Dies, with two or more thread-forming edges integral with the body		3545-173	06/83	130.9	134.3	134.3	2.6	0
Blanks, tips, and inserts		3545-18	06/83	117.9	117.9	118.4	.9	.4
Molded blanks and tips, including carbide, cast alloy, and ceramic		3545-181	06/83	103.6	103.6	103.6	0	0
Inserts, indexible, and throwaway types		3545-182	06/83	123.6	123.6	124.3	1.3	.6
Carbide		3545-1821	06/83	123.5	123.5	124.2	1.2	.6
Utility ground		3545-18211	06/83	116.0	116.0	117.7	1.5	1.5
Precision ground		3545-18213	06/83	126.0	126.0	126.5	1.8	.4
Pressed to size, including inserts with center holes and with molded chip breakers		3545-18214	06/83	124.0	124.0	124.0	0	0
Other than carbide		3545-1822	10/83	126.9	126.9	130.8	4.6	3.1
Other types of cutting tools for machine tools, including rotary burrs, files and spade drills		3545-19	06/83	119.5	119.8	119.8	.5	0
Carbon steel		3545-192	06/83	139.1	139.1	139.1	-.1	0
High speed steel		3545-194	06/83	114.8	114.8	114.8	.9	0
Carbide, solid and tipped, excluding tips and blanks sold separately		3545-198	06/83	108.3	109.4	109.4	1.0	0
Precision measuring tools (inspection, quality control, tool room, and machinists' tools)		3545-2	06/83	135.6	135.6	135.6	1.6	0

See footnotes at end of table.

Digitized for FRASER
http://fraser.stlouisfed.org/
Federal Reserve Bank of St. Louis

Table 5. Producer price indexes for the net output of selected industries and their products—Continued

Industry and product[1]	Industry code	Product code	Index base	Index			Unadjusted percent change to Apr. 1994 from —	
				Dec. 1993[2]	Mar. 1994[2]	Apr. 1994[2]	Apr. 1993	Mar. 1994
Machine tool accessories—Continued								
Dial indicators		3545-261	06/83	142.3	142.3	142.3	1.4	0
Other machinists' precision tools, incl. dividers and surface texture measuring machines		3545-299	06/88	126.0	126.0	126.0	1.2	0
Other attachments and accessories for machine tools and metalworking machinery		3545-3	06/83	130.7	131.7	132.1	1.8	.3
Tool holders		3545-31	06/83	133.5	133.8	133.6	.6	-.1
Turning tool holders (mechanically clamping for inserts and bits), except box tools		3545-312	06/83	139.6	139.6	138.9	.3	-.5
° Boring bars and heads		3545-314	06/83	132.0	132.0	131.8	-.2	-.2
Special tooling and attachments for screw and automatic machines		3545-316	06/83	134.2	134.2	134.2	2.5	0
Drilling, reaming, and tapping chucks		3545-317	06/83	110.7	110.7	110.7	0	0
Other tool holders, including other chucks, drill heads, tool posts, turrets, sleeves, etc.		3545-318	06/83	135.6	136.7	136.7	.8	0
Work holding devices		3545-34	06/83	128.6	133.2	133.0	3.7	-.2
Other work holding and positioning devices, including vises, mandrels, clamps, stops, etc.		3545-349	06/83	131.8	136.9	136.6	4.0	-.2
Other attachments and accessories and tool room specialties		3545-399	06/88	111.6	111.6	111.6	-.2	0
Secondary products and miscellaneous receipts		3545-SM						
Miscellaneous receipts		3545-M	01/87	127.4	127.4	127.4	.4	0
Resales		3545-Z89	01/87	131.7	131.7	131.7	.5	0
Secondary products		3545-S	06/83	129.4	130.9	130.9	3.2	0
Power driven hand tools	3546		12/80	147.1	152.2	150.8	2.2	-.9
Primary products		3546-P	12/80	146.7	150.7	150.2	2.6	-.3
Power driven hand tools, electric and battery powered		3546-1	12/80	147.2	151.0	149.9	2.2	-.7
Planers and routers		3546-133	06/93	100.3	102.9	100.8	[3]	-2.0
Parts, attachments and accessories for electric-powered hand tools (sold separately)		3546-136	08/87	113.5	114.7	114.7	[3]	0
Drills: armature mounted primarily on sleeve bearings		3546-181	12/80	147.5	149.2	149.2	[3]	0
Over 1/4 inch chuck size to under 1/2 inch		3546-18103	12/80	158.3	160.3	160.3	[3]	0
Drills: armature mounted primarily on other than sleeve bearings		3546-182	12/80	158.2	166.1	164.4	4.0	-1.0
Over 1/4 inch chuck size to under 1/2 inch		3546-18207	12/80	140.5	143.7	143.6	2.0	-.1
Grinders, polishers, and circular sanders except bench grinders		3546-183	12/80	174.0	174.9	174.9	.8	0
All other grinders and polishers, including die grinders (exclude bench)		3546-18329	06/86	101.0	[3]	[3]	[3]	[3]
Sanders, except circular		3546-184	12/80	161.7	164.2	161.3	-.1	-1.8
Oscillating, reciprocating and vibrating		3546-18434	12/80	157.0	157.8	157.8	.6	0
Circular saws: armature mounted primarily on other than sleeve bearings		3546-185	12/80	132.4	135.1	136.8	[3]	1.3
Between 7 inch and 8 inch blade		3546-18516	12/80	131.0	133.2	136.0	[3]	2.1
Saws - jig, saber, reciprocating		3546-186	12/80	121.1	124.9	119.9	[3]	-4.0
Armature mounted primarily on other than ball bearings		3546-18619	06/93	99.7	101.1	100.4	[3]	-.7
Power driven hand tools, pneumatic, hydraulic and powder actuated		3546-2	12/80	163.2	165.4	165.4	1.5	0
Drills, screwdrivers, nutrunners-pneumatic		354-6238	06/93	100.0	102.4	102.4	[3]	.0
Impact wrenches - pneumatic		3546-241	12/80	136.2	136.6	137.2	[3]	.4
Other grinders, polishers, and sanders		3546-244	06/93	100.8	102.9	102.9	[3]	0
Parts, attachments, and accessories for pneumatic handtools		3546-255	12/80	167.5	170.5	170.5	[3]	0
Other hydraulic powered hand tools		3546-272	06/93	100.4	100.9	100.7	[3]	-.2
Secondary products and miscellaneous receipts		3546-SM						
Miscellaneous receipts		3546-M	06/86	114.5	117.5	117.5	[3]	0
Resales		3546-Z89	06/86	114.5	117.5	117.5	[3]	0
Secondary products		3546-S	12/80	137.2	148.6	141.9	.1	-4.5
Rolling mill machinery	3547		12/81	150.8	151.8	151.8	.8	0
Primary products		3547-P	12/81	151.3	152.6	152.6	1.0	0
Hot rolling mill machinery, except tube rolling		3547-1	12/81	143.8	146.3	146.3	[3]	0
Other hot rolling mill machinery and equipment, including parts		3547-118	12/87	138.1	140.9	140.9	[3]	0
Rolling mill machinery, n.e.c., including tube mill machinery		3547-3	12/81	157.6	157.7	157.7	[3]	0
Other rolling mill machinery and equipment, including parts		3547-356	12/87	127.4	127.6	[3]	[3]	[3]
Gas and electric welding and soldering equipment	3548		12/84	137.4	138.4	138.0	4.0	-.3
Gas and electric welding and soldering equipment		3548-P	12/84	139.0	139.5	139.4	4.3	-.1
Arc welding machines, components, and acc. except electrodes (excl. stud welding equip.)		3548-1	12/84	131.0	132.2	132.0	1.6	-.2
Arc welding machines		3548-11	12/84	131.9	134.5	134.2	1.7	-.2
Alternating current transformer arc welders		3548-111	06/90	101.3	101.8	101.5	0	-.3
300 amps or less		3548-11101	12/84	133.2	133.9	133.7	.1	-.1
Direct current arc welders		3548-112	06/90	111.9	114.4	114.2	2.1	-.2
Generators and rectifier types, including ac/dc		3548-11201	06/90	112.2	112.6	112.6	.4	0
Components and accessories for arc welding machines (except electrodes)		3548-12	12/84	127.5	127.2	127.2	1.7	0
Automatic and semiautomatic wire drive apparatus and related accessories		3548-121	06/90	102.7	102.7	102.7	-4.9	0
Automatic and semiautomatic welding torches, guns and cables, and related accessories		3548-123	12/84	159.3	157.9	157.9	-.9	0
All other components and acc. for arc weld. mach., exc. welding rods and electrodes		3548-126	12/84	125.7	125.7	125.7	8.3	0
Arc welding electrodes, metal		3548-2	12/84	150.5	148.3	148.6	9.3	.2
Stick electrodes (incl. solid, cored, covered, and bare electrodes)		3548-21	12/84	160.3	155.9	155.8	9.3	-.1

See footnotes at end of table.

Digitized for FRASER
http://fraser.stlouisfed.org/
Federal Reserve Bank of St. Louis

Table 5. Producer price indexes for the net output of selected industries and their products—Continued

Industry and product[1]	Industry code	Product code	Index base	Index			Unadjusted percent change to Apr. 1994 from —	
				Dec. 1993[2]	Mar. 1994[2]	Apr. 1994[2]	Apr. 1993	Mar. 1994
Gas and electric welding and soldering equipment—Continued								
Other than hard facing		3548-212	06/90	128.8	125.0	125.0	9.8	0
Low alloy steel		3548-21212	12/84	158.8	158.8	158.3	13.4	-.3
Coil and spool cont. wire electrodes for auto. arc weld. and inert gas shield. arc weld		3548-22	12/84	136.4	137.5	138.3	9.2	.6
Other than hard facing		3548-222	06/90	111.1	112.0	112.7	9.5	.6
Solid wire		3548-2221	12/84	137.6	139.7	139.7	8.1	0
Mild steel		3548-22212	12/84	144.5	146.6	146.6	10.4	0
All other, incl. low alloy and stainless steel, and nonferrous		3548-22213	06/90	94.3	96.0	96.0	2.3	0
Cored wire		3548-2222	12/84	134.1	134.1	135.8	10.9	1.3
Resistance welders, components, accessories, and electrodes		3548-3	12/84	132.2	135.4	134.3	4.1	-.8
Resistance welders		3548-311	06/90	111.5	114.7	113.6	4.4	-1.0
Spot and projection welders, single electrode		3548-31105	12/84	121.8	122.9	122.8	1.2	-.1
Spot and projection welders, multielectrode		3548-31106	12/84	115.7	[3]	[3]	[3]	[3]
Resistance welder components and accessories, incl. electrode holders, etc.		3548-341	12/84	170.1	171.5	171.7	5.7	.1
Gas welding and cutting equipment, exc. plasma (incl. parts, att., and accessories)		3548-4	06/83	146.2	149.1	149.1	1.3	0
Torches, welding or cutting		3548-401	08/83	130.4	131.3	131.3	-1.6	0
Spare parts, acc., attach., adaptors, etc., n.e.c., sold separately:		3548-411	06/83	144.8	150.0	150.0	1.8	0
Tips		3548-41104	06/83	133.7	140.6	140.6	5.2	0
Regulators, gas pressure		3548-41105	06/83	151.3	151.5	151.5	-5.1	0
Other welding and soldering equipment and acc. (exc. arc, resistance and gas)		3548-5	06/90	114.4	114.9	114.9	1.9	0
Plasma welding and cutting equipment		3548-504	06/90	108.5	108.5	108.5	0	0
Comp. and acc. for all other weld. equip., exc. arc weld., resis. weld., and cutting equip		3548-509	06/83	117.9	119.2	119.1	.8	-.1
Secondary products and miscellaneous receipts		3548-SM						
Miscellaneous receipts		3548-M	12/84	136.0	135.0	135.0	-.9	0
Secondary products		3548-S	12/84	126.1	131.0	128.7	3.1	-1.8
Metalworking machinery, not elsewhere classified	3549		06/83	140.6	140.9	141.2	2.2	.2
Primary products		3549-P	06/83	139.7	140.4	140.7	2.6	.2
Assembly machines		3549-2	06/83	129.2	130.1	130.3	2.9	.2
Special purpose and all other types		3549-219	06/83	135.1	135.9	136.2	3.0	.2
Other metalworking machinery		3549-5	06/83	151.2	151.6	152.0	2.1	.3
Machines for weaving and wire fabricating and wire drawing machines and draw benches		3549-511	06/83	153.0	148.7	150.1	1.9	.9
All other metalworking machinery n.e.c.		3549-598	06/83	150.8	150.8	150.8	1.0	0
Secondary products and miscellaneous receipts		3549-SM						
Secondary products		3549-S	06/83	141.7	140.7	140.7	.7	0
Special industry machinery, except metalworking machinery	355		12/84	132.9	133.7	133.7	1.4	0
Textile machinery	3552		12/80	169.6	170.2	170.0	.3	-.1
Primary products		3552-P	12/80	174.0	174.7	174.5	.3	-.1
Textile machinery, except parts and attachments		3552-1	12/80	175.2	175.7	175.2	.2	-.3
Fabrics machinery		3552-1A						
Fabrics machinery		3552-1111	12/93	100.0	100.0	98.7	[3]	-1.3
Fiber-to-fabrics textile machinery		3552-1B	06/86	120.5	121.1	121.1	.7	0
Other fiber-to-fabrics machinery		3552-154	06/86	113.7	113.8	113.8	.4	0
Other textile machinery		3552-1C	06/86	133.2	133.5	133.5	.4	0
Bleaching, dyeing, and finishing machinery		3552-185	12/80	[3]	178.7	178.7	[3]	0
Other textile machinery		3552-199	12/80	141.4	142.4	142.4	1.1	0
Parts and attachments for textile machinery		3552-2	12/80	172.7	173.7	173.7	.6	0
Textile machinery turnings and shapes		3552-211	12/80	224.1	224.7	224.7	.3	0
Parts and attachments for fiber-to-fabrics machinery		3552-232	12/80	[3]	214.6	214.6	[3]	0
Parts and attachments for power looms		3552-241	12/80	[3]	156.6	156.6	[3]	0
Parts and attachments for bleaching, dyeing and finishing machinery		3552-271	12/80	[3]	152.8	152.8	[3]	0
Parts and attachments for other textile machinery, including printing		3552-299	12/80	141.4	141.7	141.7	.2	0
Secondary products and miscellaneous receipts		3552-SM						
Miscellaneous receipts		3552-M	06/86	[3]	111.2	111.2	[3]	0
Resales		3552-Z89	12/93	100.0	100.0	100.0	[3]	0
Woodworking machinery	3553		12/80	139.2	141.4	140.1	3.3	-.9
Primary products		3553-P	12/80	143.5	145.5	143.9	2.6	-1.1
Woodworking machinery, excluding home workshop types, incl. parts		3553-1	12/80	132.1	133.3	132.0	2.3	-1.0
Sawmill equipment		3553-112	12/80	135.3	137.6	137.6	2.8	0
Straight-line machinery, including jointers, moulders, planers, sanders, surfacers, etc.		3553-173	12/80	151.3	154.2	157.5	4.8	2.1
Boring machinery, carving machinery, dovetailers, mortisers, routers, shapers, and tenoners		3553-175	12/80	129.4	129.8	129.8	1.6	0
All other parts, attachments, and accessories, excluding saw blades		3553-187	12/80	122.0	122.6	122.6	.5	0
Other woodworking machinery, including lathes, clamping machinery, presses, roll coaters, etc.		3553-198	12/80	182.3	185.1	185.1	1.7	0
Secondary products and miscellaneous receipts		3553-SM						
Secondary products		3553-S	12/80	143.3	144.6	144.6	4.1	0
Paper industries machinery	3554		06/82	148.8	150.7	150.9	2.2	.1
Primary products		3554-P	06/82	146.3	148.2	148.4	2.4	.1

See footnotes at end of table.

Digitized for FRASER
http://fraser.stlouisfed.org/
Federal Reserve Bank of St. Louis

Table 5. Producer price indexes for the net output of selected industries and their products—Continued

Industry and product[1]	Industry code	Product code	Index base	Index			Unadjusted percent change to Apr. 1994 from —	
				Dec. 1993[2]	Mar. 1994[2]	Apr. 1994[2]	Apr. 1993	Mar. 1994
Paper industries machinery—Continued								
Pulp mill machinery		3554-2	06/82	137.5	141.9	141.9	4.0	0
Parts and attachments for pulp mill machinery (sold separately)		3554-281	06/82	136.0	136.0	136.0	2.6	0
Papermill machinery		3554-3	06/82	140.0	141.4	141.4	1.6	0
Paper machines		3554-342	06/82	148.9	148.9	148.9	0	0
Parts and attachments for papermill machinery (sold separately)		3554-381	06/82	129.7	131.9	131.9	5.0	0
Paper and paperboard converting equipment		3554-4	06/82	160.4	161.9	162.4	2.8	.3
Corrugated boxmaking machines, including corrugators		3554-453	06/82	154.9	157.8	157.8	3.7	0
Other paper/paperboard equip., incl. drum, can and tubemaking, coating and laminating mach		3554-459	06/82	165.0	166.2	166.2	2.1	0
Parts and attachments for paper and paperboard converting mach. (sold separately)		3554-481	06/82	159.5	161.5	162.7	2.9	.7
Secondary products and miscellaneous receipts		3554-SM						
Miscellaneous receipts		3554-M	06/82	157.1	157.1	157.1	0	0
Secondary products		3554-S	06/82	161.0	165.1	165.2	3.3	.1
Printing trades machinery	3555		12/82	131.1	131.7	131.7	.8	0
Primary products		3555-P	12/82	130.7	131.3	131.4	.9	.1
Lithographic printing presses		3555-1	12/82	145.4	145.7	145.7	.8	0
Web-fed		3555-13	12/88	108.5	108.8	108.8	.7	0
Newspaper presses, web-fed		3555-132	08/83	[3]	[3]	[3]	[3]	[3]
Commercial presses, web-fed		3555-135	12/82	130.5	[3]	[3]	[3]	[3]
Printing presses, other than lithographic		3555-2	12/82	150.6	155.5	155.7	5.4	.1
Flexographic presses, sheet-fed and web-fed		3555-238	12/82	158.5	160.2	160.7	4.4	.3
Binding machinery and equipment		3555-6	12/88	112.8	113.0	113.0	1.0	.0
Printing trades machinery, n.e.c.		3555-7	12/88	107.6	107.9	107.9	–.2	0
Parts, attachments and accessories for printing presses, incl. dryers, folders and reels		3555-783	12/82	142.3	143.0	143.0	–.5	0
Parts, attachments and accessories for bindery machinery		3555-787	12/82	150.3	150.3	150.3	0	0
Other printing machinery and equipment, including platens		3555-799	12/82	107.7	107.7	107.7	–2.2	0
Secondary products and miscellaneous receipts		3555-SM						
Miscellaneous receipts		3555-M	12/82	138.1	138.1	138.1	0	0
Resales		3555-Z89	12/88	106.5	106.5	106.5	0	0
Secondary products		3555-S	12/82	120.8	120.8	120.8	0	0
Food products machinery	3556		12/83	143.4	145.2	145.4	3.9	.1
Primary products		3556-P	12/83	148.6	150.3	150.6	4.1	.2
Dairy and milk products plant machinery		3556-1	12/83	146.4	147.2	147.2	8.6	0
Other dairy and milk machinery, including separators and sterilizing equipment		3556-198	12/83	119.6	119.0	119.0	1.2	0
Commercial food products machinery		3556-2	12/83	145.5	147.0	147.4	3.4	.3
Commercial food products machinery, except bakery equipment		3556-2A	12/88	115.8	117.8	117.7	3.1	–.1
Slicers		3556-212	12/83	137.9	137.9	138.3	2.2	.3
Choppers, grinders, cutters, dicers, and similar machines		3556-221	12/88	113.8	117.5	117.0	3.8	–.4
Other commercial food preparation machinery, including tenderizers (power driven)		3556-249	12/83	132.0	132.9	133.2	2.4	.2
Bakery machinery and equipment		3556-2B	12/88	124.4	124.4	125.3	3.8	.7
Bake ovens		3556-273	12/83	131.7	131.7	131.7	3.1	0
Other bakery machinery and equipment		3556-292	12/88	127.6	127.6	128.5	4.2	.7
Parts and attachments for commercial food preparation machinery		3556-251	12/83	159.8	160.6	162.2	4.3	1.0
Industrial food products machinery		3556-3	12/83	140.7	142.7	142.9	3.3	.1
Meat and poultry processing machinery		3556-313	12/83	154.6	158.1	158.1	6.3	0
Preparation machinery (fruit and vegetable canning)		3556-323	12/83	123.8	[3]	123.8	–4.2	[3]
Other industrial food products machinery, including fish and shellfish processing machinery		3556-358	12/83	126.8	128.2	128.8	3.1	.5
Parts and attachments for industrial food products machinery		3556-383	12/83	148.8	151.6	151.6	3.8	0
Secondary products and miscellaneous receipts		3556-SM						
Miscellaneous receipts		3556-M	12/83	94.9	98.2	97.9	4.8	–.3
Resales		3556-Z89	12/83	94.2	97.5	97.2	4.9	–.3
Secondary products		3556-S	12/83	150.0	150.7	150.7	1.6	0
Special industry machinery, n.e.c.	3559		12/81	151.6	152.1	152.3	1.0	.1
Primary products		3559-P	12/81	150.1	150.4	150.8	1.1	.3
Chemical manufacturing industries machinery, equipment, and parts		3559-1	12/81	142.1	142.6	143.8	1.2	.8
Chemical mixers		3559-112	12/81	113.2	113.2	113.2	0	0
Foundry machinery and equipment, including parts, excluding patterns and molds		3559-2	12/81	137.8	137.8	137.8	2.1	0
Other foundry machinery and equipment, including core-making machines and flasks		3559-296	06/87	114.7	114.7	114.7	1.0	0
Parts for foundry machinery and equipment		3559-297	06/87	105.0	105.0	105.0	3.4	0
Plasticsworking machinery and equipment, and parts, excluding patterns and molds		3559-3	12/81	151.1	151.1	151.7	1.1	.4
Other plasticsworking machinery and equipment		3559-37	06/87	124.0	124.0	124.0	1.5	0
Granulators and pelletizers		3559-371	06/87	121.1	121.1	121.1	0	0
Other plasticsworking machinery		3559-379	06/87	126.1	126.1	126.1	1.9	0
Parts for plasticsworking machinery		3559-381	06/87	116.3	116.3	116.9	.6	.5
Other special industry machinery and equipment, and parts, n.e.c.		3559-5	12/81	152.6	153.0	153.2	1.0	.1
Tobacco manufacturing machinery and equipment, and parts		3559-532	12/81	205.8	208.0	208.0	10.4	0
Concrete products machinery and equipment, and parts		3559-546	12/81	143.2	147.5	147.5	5.1	0
Glassmaking machinery and equipment, and parts		3559-552	12/81	166.1	165.8	165.8	–.1	0

See footnotes at end of table.

Digitized for FRASER
http://fraser.stlouisfed.org/
Federal Reserve Bank of St. Louis

Table 5. Producer price indexes for the net output of selected industries and their products—Continued

Industry and product[1]	Industry code	Product code	Index base	Index			Unadjusted percent change to Apr. 1994 from —	
				Dec. 1993[2]	Mar. 1994[2]	Apr. 1994[2]	Apr. 1993	Mar. 1994
Special industry machinery, n.e.c.—Continued								
Semiconductor manufacturing machinery (except ovens) and parts		3559-595	06/87	121.0	120.4	120.4	-0.5	0
Industrial sewing machines and parts		3559-597	06/90	105.4	106.5	106.5	.9	0
Other special industry machinery, and parts		3559-598	06/87	126.0	126.2	126.7	1.5	.4
Other special industry machinery and parts		3559-59819	06/87	124.6	124.8	125.4	1.5	.5
Automotive maintenance equipment, except hand tools		3559-7	11/89	113.1	113.4	113.6	.6	.2
Automotive maintenance equipment, except hand tools		3559-711	11/89	113.1	113.4	113.6	.6	.2
Secondary products and miscellaneous receipts		3559-SM						
Miscellaneous receipts		3559-M	12/81	172.6	173.2	173.2	.5	0
Resales		3559-Z89	06/83	135.5	136.3	136.3	.9	0
Secondary products		3559-S	12/81	146.3	147.2	147.3	1.0	.1
General industrial machinery and equipment	356		12/84	131.7	132.8	133.0	2.2	.2
Pumps and pumping equipment	3561		12/83	133.7	135.3	135.4	1.7	.1
Primary products		3561-P	12/83	134.8	136.4	136.5	1.7	.1
Industrial pumps, except hydraulic fluid power pumps		3561-1	12/83	142.9	144.9	145.1	2.0	.1
Reciprocating pumps		3561-11	12/83	133.8	134.4	135.3	1.3	.7
Power-operated, other than steam		3561-113	12/83	134.1	134.7	135.7	1.4	.7
Turbine pumps, vertical, including deep well		3561-12	12/83	137.7	137.8	139.2	1.1	1.0
Submersible, over 5 hp		3561-125	12/83	140.2	140.2	141.1	.6	.6
Other than submersible		3561-129	12/83	137.2	137.2	138.8	1.2	1.2
16 inch diameter bowl size and under		3561-12909	12/83	137.7	137.8	139.3	1.2	1.1
Centrifugal pumps		3561-13	12/83	144.9	147.5	147.3	2.1	-.1
Single stage, single suction, close coupled		3561-131	12/83	146.8	150.3	150.0	2.8	-.2
3/4 inch and 1 inch discharge outlet		3561-13112	12/83	144.9	150.3	148.6	2.6	-1.1
1 1/4 inch and 1 1/2 inch discharge outlet		3561-13114	12/83	173.0	182.0	182.0	5.2	0
2 inch and 2 1/2 inch discharge outlet		3561-13115	12/83	144.0	[3]	[3]	[3]	[3]
3 inch and 4 inch discharge outlet		3561-13116	12/83	142.7	144.0	143.8	1.6	-.1
Over 4 inch discharge outlet		3561-13119	12/83	119.5	119.5	119.5	2.8	0
Single stage, single suction, frame mounted		3561-132	12/83	156.2	159.2	159.0	2.9	-.1
1 1/4 inch and 1 1/2 inch discharge outlet		3561-13223	06/90	115.0	116.1	116.1	1.0	0
2 inch and 2 1/2 inch discharge outlet		3561-13224	12/83	179.5	181.4	181.1	2.0	-.2
3 inch discharge outlet		3561-13225	12/83	138.6	140.3	140.3	1.4	0
4 inch to 6 inch discharge outlet		3561-13226	12/83	141.9	146.8	146.0	3.5	-.5
Over 6 inch discharge outlet		3561-13229	06/84	165.0	172.3	172.3	4.2	0
Single stage, double suction		3561-133	12/83	140.4	141.7	141.0	.5	-.5
Under 4 inch discharge outlet		3561-13342	12/83	214.5	214.5	214.5	0	0
4 inch and 5 inch discharge outlet		3561-13344	06/90	110.5	111.4	111.3	1.1	-.1
6 inch and 7 inch discharge outlet		3561-13346	12/83	116.6	120.0	119.2	2.2	-.7
Multistage (single or double suction)		3561-134	12/83	145.1	149.6	149.5	4.8	-.1
4 inch and 5 inch discharge outlet		3561-13456	06/90	114.9	117.4	117.4	5.8	0
Submersible centrifugal pumps (except submersible sump pumps)		3561-136	12/83	135.8	135.2	136.8	1.3	1.2
Submersible effluent pumps (less than 1" solids handling capacity)		3561-1361	02/84	116.0	114.7	115.6	.3	.8
Submersible solids handling pumps (solids 1" - 2" inclusive)		3561-1362	12/83	144.2	139.8	144.2	.8	3.1
Submersible non-clog pumps (greater than 2" solids handling capacity)		3561-1363	12/83	137.5	140.0	140.0	2.3	0
4" to 6" discharge outlet		3561-13632	12/83	139.8	143.6	143.6	3.7	0
All other centrifugal pumps (including can, etc.)		3561-137	12/83	141.5	142.4	142.4	-1.2	0
2" to 6" discharge outlet		3561-13766	12/83	130.2	131.0	131.0	-1.2	0
Rotary pumps		3561-14	12/83	149.7	152.5	152.9	3.0	.3
100 p.s.i. and under, designed pressure		3561-141	12/83	143.4	145.2	145.9	2.4	.5
101-250 p.s.i., designed pressure		3561-142	12/83	150.2	153.6	153.9	3.8	.2
11-99 g.p.m., designed capacity		3561-14275	12/83	149.8	153.2	153.7	4.1	.3
100 g.p.m. and over, designed capacity		3561-14276	12/83	142.8	146.2	146.2	3.3	0
Over 500 p.s.i., designed pressure		3561-144	12/83	158.9	161.1	161.1	3.4	0
Diaphragm pumps, all sizes		3561-181	12/83	129.6	129.9	129.9	.1	0
Other industrial pumps		3561-198	12/83	122.4	123.5	125.2	2.3	1.4
Domestic water systems and sump pumps		3561-3	12/83	123.4	126.1	126.1	1.7	0
Domestic water systems		3561-312	12/83	118.1	121.1	121.1	1.9	0
Jet pump and convertible jet pump systems		3561-31213	12/83	132.6	137.0	136.9	3.2	-.1
Submersible pump systems, 5 hp and under		3561-31225	12/83	108.7	110.9	110.9	1.1	0
Domestic sump pumps, 1 hp and under		3561-372	03/84	140.0	141.4	141.6	1.0	.1
Submersible		3561-3727	03/84	143.2	144.9	145.2	1.3	.2
1/3 hp and under		3561-37277	03/84	140.4	141.6	142.1	1.2	.4
Over 1/3 hp		3561-37278	07/84	147.9	151.9	151.3	1.5	-.4
Oil-well and oil-field pumps and other pumps		3561-5	12/83	109.1	110.0	110.0	.9	0
Oil-well and oil field pumps, except boiler feed		3561-51	12/83	104.0	104.5	104.5	.7	0
Other pumps (except automotive) such as oil burner, appliance, fire engine, etc		3561-597	12/83	136.5	139.5	139.5	2.2	0
Parts and attachments for pumps and pumping equipment, excluding compressors		3561-6	12/83	137.7	139.0	139.1	1.8	.1
Secondary products and miscellaneous receipts		3561-SM						
Miscellaneous receipts		3561-M	12/83	125.6	126.1	126.1	2.9	0
Resales		3561-Z89	12/83	123.4	124.0	124.0	3.0	0
Secondary products		3561-S	12/83	131.1	133.3	133.2	1.3	-.1
Other secondary products		3561-SSS	12/83	123.9	127.4	127.3	2.3	-.1
Ball and roller bearings	3562		06/83	142.5	143.9	144.1	2.0	.1

See footnotes at end of table.

Digitized for FRASER
http://fraser.stlouisfed.org/
Federal Reserve Bank of St. Louis

Table 5. Producer price indexes for the net output of selected industries and their products—Continued

Industry and product[1]	Industry code	Product code	Index base	Index			Unadjusted percent change to Apr. 1994 from —	
				Dec. 1993[2]	Mar. 1994[2]	Apr. 1994[2]	Apr. 1993	Mar. 1994
Ball and roller bearings—Continued								
Primary products		3562-P	06/83	142.2	143.8	144.0	2.2	0.1
Ball bearings, unmounted		3562-1	06/83	149.1	149.3	149.3	.9	0
Angular contact ball bearings: annular, including self-aligning; ground or precision		3562-118	06/83	160.0	160.7	161.0	-4.5	.2
Other regular single row conrad ball bearings: annular, including self-aligning		3562-122	06/83	162.7	162.6	162.6	.1	0
9 mm. O.D. thru 30 mm. O.D.; ground or precision		3562-12203	04/87	147.6	142.8	142.8	-3.3	0
Over 30 mm. O.D. thru 52 mm. O.D.; ground or precision		3562-12204	06/83	135.2	136.4	136.4	1.8	0
Other precision (ABEC 5 & up) single row conrad ball bearings: annular, including self-alignin		3562-123	06/83	143.4	143.4	143.4	3.5	0
Thrust ball bearings		3562-131	06/83	125.2	125.2	126.7	1.2	1.2
Ground thrust ball bearings		3562-13133	06/83	125.2	125.2	126.7	1.2	1.2
Other ball bearings		3562-151	06/83	166.8	169.8	169.8	2.0	0
Tapered roller bearings, unmounted		3562-2	06/83	121.7	123.4	123.6	2.1	.2
Cup and cone assemblies shipped as a set		3562-232	06/89	113.0	113.7	113.7	3.1	0
Cups shipped separately		3562-233	06/89	109.6	111.2	111.4	1.2	.2
Cone assemblies shipped separately		3562-234	06/89	110.1	112.1	112.4	2.1	.3
Roller bearings, except tapered, unmounted		3562-3	06/83	156.0	158.5	159.0	2.5	.3
Cylindrical roller bearings		3562-301	06/83	156.4	157.8	159.0	2.6	.8
Regular cylindrical roller bearings (ABEC 1 and 3)		3562-30111	06/83	152.6	154.6	156.3	3.6	1.1
Precision cylindrical roller bearings (ABEC 5 and up)		3562-30112	06/89	125.5	125.5	125.5	.2	0
Spherical roller bearings including hourglass and barrel		3562-321	06/83	154.7	156.4	156.2	1.0	-.1
Single row spherical roller bearings		3562-32124	06/83	89.3	93.2	93.2	4.4	0
Double row spherical roller bearings		3562-32125	06/83	170.9	172.3	172.1	.8	-.1
Needle roller bearings		3562-341	06/83	160.1	164.8	164.8	3.3	0
Other roller bearings		3562-398	06/83	147.4	149.2	149.2	2.9	0
Mounted bearings, except plain		3562-4	06/83	152.7	153.4	153.4	2.8	0
Mounted ball bearings, unit and/or split mounted		3562-417	06/83	149.6	149.9	150.1	2.7	.1
Mounted roller bearings		3562-454	01/85	144.1	145.4	145.0	3.0	-.3
Unit mounted roller bearings		3562-45453	01/85	146.0	147.3	147.1	3.0	-.1
Ball and roller bearing parts and components, including balls and rollers sold separately		3562-9	06/83	145.9	150.7	151.1	4.9	.3
Balls		3562-911	06/83	113.6	114.0	115.6	2.2	1.4
Secondary products and miscellaneous receipts		3562-SM						
Air and gas compressors	3563		06/84	129.1	130.4	130.5	1.7	.1
Primary products		3563-P	06/84	127.5	128.4	128.6	1.5	.2
Air and gas compressors and vacuum pumps		3563-1	06/84	132.3	133.4	133.0	1.6	-.3
Air compressors		3563-11	06/84	123.6	124.4	123.7	.2	-.6
Stationary air compressors, reciprocating, single acting		3563-111	06/84	132.4	133.7	133.7	.9	0
1.5 h.p. and under		3563-11101	12/91	99.7	101.6	101.6	2.1	0
Over 1.5 h.p. to 5 h.p		3563-11102	08/84	118.2	118.4	118.4	-.2	0
6 h.p. to 25 h.p		3563-11103	10/84	130.6	131.1	131.1	.4	0
Stationary air compressors, reciprocating, double acting		3563-112	06/84	115.0	115.4	115.4	.3	0
150 h.p. and under		3563-11201	06/84	114.0	113.6	113.6	-.5	0
Stationary air compressors, rotary positive		3563-113	06/84	120.4	123.2	123.2	2.3	0
Discharge pressure 51 psig and over, 150 h.p. and under		3563-11302	08/84	119.1	119.8	119.8	.6	0
Stationary air compressors, centrifugal and axial		3563-114	10/84	127.2	127.1	127.1	.7	0
51 psig and over		3563-11402	10/84	127.2	127.1	127.1	.7	0
Portable air compressors		3563-116	06/84	121.1	120.3	118.5	-2.1	-1.5
Under 11 c.f.m		3563-11601	12/91	98.9	97.4	97.4	-1.5	0
11 to 74 c.f.m		3563-11602	12/91	100.5	96.5	96.5	-3.0	0
125 to 249 c.f.m		3563-11604	06/84	132.2	133.0	126.0	-4.2	-5.3
600 to 899 c.f.m		3563-11606	10/84	135.8	135.5	136.3	-3.1	.6
Gas compressors		3563-12	06/84	149.5	151.7	151.7	5.5	0
Gas compressors, stationary, centrifugal and axial		3563-126	06/84	158.5	163.5	([3])	([3])	([3])
Gas compressors, stationary reciprocating, other than integral engines		3563-128	06/84	139.8	139.8	139.8	2.0	0
1000 h.p. and under		3563-12801	06/84	145.3	145.3	145.3	3.2	0
Other pumps and compressors		3563-13	06/84	146.0	147.4	147.5	2.9	.1
Vacuum pumps		3563-132	12/91	107.7	109.2	109.3	3.8	.1
High vacuum, 29.6 inches mercury vacuum and over		3563-13202	06/84	147.3	151.1	151.1	4.6	0
Other compressors, including compressor packages		3563-133	06/84	140.4	140.4	140.6	.9	.1
Air and gas compressor and vacuum pump parts and attachments, except refrigeration		3563-2	06/84	118.2	118.2	118.4	.3	.2
Industrial spraying equipment		3563-5	06/84	117.8	119.2	120.7	2.5	1.3
Power paint spraying outfits and liquid power sprayer, except agricultural and flame		3563-511	06/84	118.1	119.1	120.8	2.3	1.4
Hand sprayers, except agricultural and flame		3563-512	12/91	102.2	105.7	105.7	3.6	0
Secondary products and miscellaneous receipts		3563-SM						
Miscellaneous receipts		3563-M	11/86	126.3	128.1	128.1	2.5	0
Resales		3563-Z89	12/91	109.4	111.9	111.9	2.3	0
Secondary products		3563-S	06/84	135.8	139.9	139.6	3.2	-.2
Industrial and commercial fans and blowers and air purification equipment	3564		12/83	137.1	137.7	137.6	1.0	-.1
Primary products		3564-P	12/83	132.8	133.4	133.3	1.2	-.1
Centrifugal blowers and fans		3564-3	12/83	130.3	130.5	129.1	1.9	-1.1

See footnotes at end of table.

Digitized for FRASER
http://fraser.stlouisfed.org/
Federal Reserve Bank of St. Louis

Table 5. Producer price indexes for the net output of selected industries and their products—Continued

Industry and product[1]	Industry code	Product code	Index base	Index			Unadjusted percent change to Apr. 1994 from —	
				Dec. 1993[2]	Mar. 1994[2]	Apr. 1994[2]	Apr. 1993	Mar. 1994
Industrial and commercial fans and blowers and air purification equipment—Continued								
Classes I and II fans (over 1.5 inches to 6.75 inches max. total pressure)		3564-319	12/83	117.2	116.9	116.9	0.5	0
Industrial fans, excluding blowers		3564-324	12/83	138.8	137.6	133.2	.3	-3.2
Small housed blowers (utility sets)		3564-331	08/84	117.0	117.3	115.9	1.8	-1.2
Propeller fans and accessories, axial fans, and power roof ventilators		3564-4	12/83	157.8	158.3	158.3	1.0	0
Axial fans		3564-413	12/83	155.1	155.4	155.5	2.1	.1
Axial fans, directly connected to driver		3564-41311	12/83	161.4	161.6	161.6	2.6	0
Axial fans, belt driven		3564-41312	12/83	131.9	132.5	133.1	-.1	.5
Parts for blowers and fans		3564-439	05/85	138.4	138.2	138.2	.7	0
Power roof ventilators and parts		3564-441	12/83	135.9	135.9	135.9	-.4	0
Power roof ventilators: axial and propeller		3564-44111	12/83	141.5	141.5	141.5	0	0
Power roof ventilators: centrifugal.		3564-44112	12/83	133.7	133.7	133.7	-1.0	0
Dust collection and other air purification equip. for heat, ventil., and air cond systems		3564-5	12/83	126.5	127.5	128.9	.0	1.1
Air filters for air conditioners and furnaces, of 2400 cfm and under		3564-543	12/83	117.1	117.6	117.6	.3	0
Other dust collection and other air purification equipment		3564-549	03/85	127.2	127.5	131.2	.4	2.9
Dust collection and other air purification equip. for industrial gas cleaning systems		3564-6	12/83	116.8	117.7	117.7	1.7	0
Particulate emission collectors		3564-651	06/89	108.2	109.8	109.8	3.1	0
Fabric filters		3564-65113	06/89	107.8	109.2	109.2	3.0	0
Mechanical collectors		3564-65115	06/89	108.8	111.8	111.8	3.6	0
Other equipment		3564-663	06/89	105.7	[3]	105.7	0	[3]
Secondary products and miscellaneous receipts		3564-SM						
Secondary products		3564-S	12/83	146.5	147.4	147.4	1.9	0
Packing, packaging and bottling machinery	3565		12/88	117.1	117.9	118.1	2.5	.2
Primary products		3565-P	12/88	116.7	117.6	117.8	3.0	.2
Packing, packaging and bottling machinery, excl. parts		3565-3	12/88	115.9	116.9	117.1	2.3	.2
Forming, filling, and sealing machinery, bag or pouch (must perform all three functions)		3565-3A	12/88	117.1	117.1	117.5	.9	.3
Vertical type		3565-305	12/88	120.1	120.1	121.2	.9	.9
Filling machinery		3565-3B	12/88	111.4	114.2	114.2	2.5	0
Dry products		3565-311	12/88	118.9	118.9	118.9	0	0
Liquids		3565-312	12/88	109.0	112.9	112.9	3.6	0
Cartoning and multipacking machinery		3565-301	12/88	128.1	128.6	130.5	3.8	1.5
Bag opening, filling, and closing machinery		3565-303	12/88	108.5	108.1	108.5	.4	.4
Wrapping, banding, bundling, fastening, and sleeve wrapping machinery		3565-306	12/88	121.8	122.9	122.6	3.1	-.2
Labeling, code marking, imprinting and leaflet/coupon inserting machinery		3565-315	12/88	113.1	114.6	113.4	.8	-1.0
Case forming, opening, loading, unloading, and sealing machinery		3565-316	12/88	126.0	127.8	128.2	5.4	.3
Capping, sealing, lidding, incl. can sealing machinery, excl. filling machinery		3565-317	12/88	120.9	121.5	121.3	5.8	-.2
Accumulating, collating, feeding, and unscrambling machinery		3565-318	12/88	114.0	114.0	114.8	1.8	.7
Other machinery, incl. combinations of mach. classified in more than one of the above		3565-321	12/88	112.6	112.9	113.9	1.9	.9
Parts for bottling and packaging machinery		3565-4	12/88	120.8	121.7	121.4	6.5	-.2
Parts for bottling and packaging machinery		3565-491	12/88	120.8	121.7	121.4	6.5	-.2
Secondary products and miscellaneous receipts		3565-SM						
Miscellaneous receipts		3565-M	12/88	115.6	116.1	116.1	-.3	0
Resales		3565-Z89	12/88	115.6	116.1	116.1	-.3	0
Secondary products		3565-S	12/88	121.8	122.4	122.4	.7	0
Secondary products		3565-SS	12/88	121.8	122.4	122.4	.7	0
Speed changers, industrial high-speed drives, and gears	3566		12/83	135.4	137.2	137.7	4.4	.4
Primary products		3566-P	12/83	133.8	135.6	136.3	3.8	.5
Nonhydraulic variable speed changers and industrial high-speed drives		3566-1	06/89	110.6	111.5	111.5	1.6	0
Mechanical nonhydraulic variable speed changers, excluding value of drivers		3566-111	12/83	121.3	123.7	123.7	1.9	0
Industrial high speed drives, fixed ratio		3566-121	12/83	129.8	129.8	129.8	1.5	0
Speed reducers, fixed ratio, enclosed, except gear motors		3566-2	12/83	155.3	159.0	160.4	9.7	.9
Worm gear reducers		3566-21	12/83	159.2	162.5	162.4	2.7	-.1
3-inch to 5.99-inch centers		3566-218	12/83	139.9	142.8	142.5	2.4	-.2
Less than 3-inch centers		3566-219	12/83	142.1	144.0	144.0	2.9	0
Helical, herringbone, spur and spiral bevel reducers		3566-22	12/83	163.7	168.9	171.4	18.3	1.5
More than 15-inch low speed centers		3566-227	12/83	[3]	[3]	[3]	[3]	[3]
15-inch low speed centers or less		3566-228	12/83	156.6	159.4	159.3	9.9	-.1
Gear motors, sold with motors, including 'C' flange and scoop mount units		3566-3	12/83	129.5	131.7	132.2	1.6	.4
Worm gear motors		3566-33	12/83	139.1	145.4	145.1	4.3	-.2
Helical, herringbone, spur, or spiral bevel gear motors		3566-34	12/83	124.8	125.2	126.0	.2	.6
1/6 horsepower up to but excluding 1 horsepower		3566-344	06/88	128.8	131.7	132.5	2.6	.6
1 horsepower to 5 horsepower		3566-347	12/83	132.8	132.8	133.4	-3.4	.5
Loose gears, pinions, and racks excluding spare parts for reducers		3566-4	12/83	120.7	120.8	121.2	-.2	.3
Coarse pitch (less than 19.9 diametral pitch)		3566-411	12/83	119.5	119.5	120.0	-.3	.4
Helical, herringbone, and spur gears		3566-4114	12/83	115.6	114.6	115.0	-1.0	.3
24 inches or less		3566-41142	12/83	115.9	115.1	115.1	-2.2	0
More than 24 inches diameter through 72 inches diameter		3566-41143	12/83	114.7	113.0	114.4	1.1	1.2

See footnotes at end of table.

Digitized for FRASER
http://fraser.stlouisfed.org/
Federal Reserve Bank of St. Louis

Table 5. Producer price indexes for the net output of selected industries and their products—Continued

Industry and product[1]	Industry code	Product code	Index base	Index			Unadjusted percent change to Apr. 1994 from —	
				Dec. 1993[2]	Mar. 1994[2]	Apr. 1994[2]	Apr. 1993	Mar. 1994
Speed changers, industrial high-speed drives, and gears—Continued								
Others, including bevel gears and racks		3566-4116	12/83	127.4	129.4	129.9	0.8	0.4
Fine pitch (19.9 diametral pitch and finer)		3566-421	12/83	130.6	131.2	131.2	.2	0
Parts and components for speed changers, drives, gears, and reducers		3566-5	12/83	141.3	146.0	147.3	6.0	.9
Parts and components for speed changers, drives, gears, and reducers		3566-551	12/83	141.3	146.0	147.3	6.0	.9
Secondary products and miscellaneous receipts		3566-SM						
Miscellaneous receipts		3566-M	07/84	138.4	138.4	138.4	3.4	0
Resales		3566-Z89	07/84	125.0	125.0	125.0	0	0
Secondary products		3566-S	12/83	143.5	145.8	145.8	8.7	0
Other secondary products		3566-SSS	12/83	160.8	165.9	165.9	17.5	0
Power transmission equipment, n.e.c.		3568-S	12/83	128.6	128.6	128.6	.5	0
Industrial process furnaces and ovens	3567		06/81	147.5	147.7	147.7	1.0	0
Primary products		3567-P	06/81	144.4	144.7	144.7	1.1	0
Electric industrial furnaces, ovens, and kilns, excluding induction		3567-1	06/81	149.4	149.7	149.7	2.4	0
Electric furnaces		3567-11	12/86	119.0	119.4	119.4	2.9	0
Metal processing and heat treating (such as annealing, hardening, carburizing, etc.)		3567-118	12/86	122.3	122.3	122.3	5.0	0
Electric industrial ovens and kilns, including infrared		3567-19	12/86	122.3	122.3	122.3	.8	0
Fuel-fired industrial furnaces, ovens, and kilns		3567-2	06/81	138.2	[3]	138.5	.9	[3]
Fuel-fired ovens and kilns		3567-29	12/86	[3]	[3]	[3]	[3]	[3]
Electrical heat. equip. for industrial use, n.e.c. (exc. soldering irons) and parts and attach		3567-5	06/81	151.5	152.0	152.0	.5	0
Industrial electric heating units and devices, except heating units for electric furnaces		3567-55						
All other industrial heating units and devices, incl. immersion heaters, compound pots, etc.		3567-559	06/81	169.1	169.1	169.1	0	0
Parts and attach. for ind. furn. and ovens, including electric heating units		3567-59	06/81	140.4	141.7	141.7	1.6	0
Secondary products and miscellaneous receipts		3567-SM						
Secondary products		3567-S	06/81	167.5	167.5	167.5	1.2	0
Other secondary products		3567-SSS	06/81	168.5	168.5	168.5	1.0	0
Power transmission equipment, n.e.c.	3568		12/84	129.6	131.2	132.1	3.8	.7
Primary products		3568-P	12/84	128.3	130.0	131.0	4.1	.8
Plain bearings and bushings, except automotive and aircraft.		3568-1	12/84	116.9	118.9	120.9	4.4	1.7
Plain bearings and bushings, unmounted, machined, excluding carbon and graphite		3568-115	12/84	115.0	117.0	119.1	4.5	1.8
Power transmission equipment, except speed changers, drives, and gears, n.e.c.		3568-3	12/84	130.9	132.5	133.1	3.9	.5
Clutches		3568-3A	12/84	140.9	143.0	143.1	7.6	.1
Friction type		3568-311	12/84	130.2	133.8	133.8	5.4	0
All other clutches		3568-319	12/84	146.1	146.9	147.0	4.4	.1
Flexible couplings		3568-3B	12/84	124.0	124.3	125.1	1.8	.6
1-inch nominal bore and over, gear type		3568-321	12/84	93.7	92.5	92.5	-2.8	0
1-inch nominal bore and over, other than gear type		3568-322	12/84	143.6	145.0	146.5	4.0	1.0
Less than 1-inch nominal bore		3568-324	12/84	130.7	130.7	130.7	2.0	0
Chains for sprocket drives		3568-3C	12/84	122.2	123.6	125.7	4.5	1.7
ASA standard roller chain, 3-inch and under in pitch		3568-332	12/84	117.2	119.7	121.0	5.4	1.1
Other chains for sprocket drives		3568-335	12/84	125.9	125.9	129.3	3.7	2.7
Sprockets		3568-3D	12/84	123.5	[3]	123.5	3.2	[3]
Pulleys		3568-3E	12/84	118.9	119.4	121.1	5.6	1.4
Pulleys		3568-351	12/84	118.9	119.4	121.1	5.6	1.4
Sheaves		3568-3F	12/84	137.0	142.3	144.6	6.3	1.6
Single drive		3568-361	12/84	136.8	141.2	141.2	4.7	0
Other power transmission equipment, except aircraft, automobile, truck, and bus		3568-3G	06/89	114.0	115.4	115.5	2.3	.1
Ball joints, drive and flexible shafts, and drive shaft parts		3568-393	06/89	112.0	112.0	112.7	2.4	.6
Mechanical valve operators and transmissions, excl. marine transmissions		3568-394	06/89	119.0	120.3	120.6	1.9	.2
All other mechanical power transmission equip., except aircraft, automobile, truck, and bus		3568-399	06/89	110.8	113.0	113.0	2.1	0
Secondary products and miscellaneous receipts		3568-SM						
Miscellaneous receipts		3568-M	02/85	130.1	127.6	130.6	.8	2.4
Resales		3568-Z89	02/85	124.6	121.4	125.1	.4	3.0
Secondary products		3568-S	12/84	136.8	139.2	139.3	3.0	.1
General industrial machinery, n.e.c.	3569		12/84	138.1	139.0	139.0	2.2	0
Primary products		3569-P	12/84	140.7	141.6	141.6	2.3	0
Filters and strainers, except fluid power		3569-3	12/88	122.3	123.4	123.6	2.7	.2
Containment (housing) devices		3569-3A	12/88	122.4	124.1	124.3	3.2	.2
Pressurized, including filters which also dehydrate and/or deaerate		3569-301	12/88	137.1	139.8	139.4	3.6	-.3
Gravity		3569-303	12/88	109.2	109.3	109.3	.6	0
Media		3569-3B	12/88	122.0	122.1	122.1	1.8	0
Nonreusable, including disposable (throw away) filter cartridges		3569-312	12/88	124.9	125.0	125.0	1.9	0
Filters for hydraulic and pneumatic fluid power systems		3569-7	12/88	128.2	128.6	128.6	3.2	0
General industrial machinery, n.e.c.		3569-9	12/84	139.7	140.4	140.3	1.9	-.1
Lubrication systems (industrial, centralized, and automatic)		3569-941	12/84	158.2	158.2	158.2	.0	.0
Centrifugals and separators, exc. cream, grain, and berry		3569-951	12/84	154.4	156.2	156.2	1.2	0

See footnotes at end of table.

Digitized for FRASER
http://fraser.stlouisfed.org/
Federal Reserve Bank of St. Louis

Table 5. Producer price indexes for the net output of selected industries and their products—Continued

Industry and product[1]	Industry code	Product code	Index base	Index			Unadjusted percent change to Apr. 1994 from —	
				Dec. 1993[2]	Mar. 1994[2]	Apr. 1994[2]	Apr. 1993	Mar. 1994
General industrial machinery, n.e.c.—Continued								
Automatic fire sprinkler equipment		3569-961	05/86	157.9	158.9	156.2	-1.1	-1.7
Hydraulic jacks		3569-973	12/84	137.9	139.1	139.7	2.9	.4
Screw jacks, complete, and jack screws, sold separately (except automotive)		3569-974	12/84	125.0	125.0	125.0	0	0
Other general industrial machinery and equipment, incl. low pressure air and gas dehydrators		3569-998	12/84	135.4	136.2	136.4	2.1	.1
Secondary products and miscellaneous receipts		3569-SM						
Miscellaneous receipts		3569-M	12/84	132.9	132.9	132.9	1.5	0
Resales		3569-Z89	12/84	144.8	144.8	144.8	1.5	0
Secondary products		3569-S	12/84	121.9	123.0	122.9	1.5	-.1
Electronic computers	3571		12/90	62.9	61.0	61.0	-8.5	0
Primary products		3571-P	12/90	61.7	60.7	60.6	-8.3	-.2
General purpose digital computers		3571-1	12/92	86.5	85.2	85.1	-8.7	-.1
Large-scale general purpose computers (64 MB or greater in minimum main memory configuration)		3571-11	12/90	68.8	68.5	68.5	-3.8	0
Mid-range general purpose computers (<64 MB minimum main memory; exclud. PCs and Workstations)		3571-12	12/92	93.9	92.1	92.1	-6.2	0
Personal computers and workstations (excluding portable computers)		3571-14	12/92	81.6	80.4	80.5	-11.8	.1
Portable computers (with attached display)		3571-15	12/92	79.4	77.4	76.4	-16.2	-1.3
Other computers		3571-2	12/92	99.0	94.6	94.6	-4.4	0
Other computers (array, database, image processors, & other analog, hybrid, or special purpose)		3571-21	12/92	99.0	94.6	94.6	-4.4	0
Secondary products and miscellaneous receipts		3571-SM						
Miscellaneous receipts		3571-M	12/92	91.0	89.3	89.3	-5.2	0
Contract work and other miscellaneous receipts		3571-XY9	12/92	98.3	98.3	98.3	-1.7	0
Resales		3571-Z89	12/92	90.2	88.2	88.2	-5.8	0
Secondary products		3571-S	12/92	97.0	85.5	85.5	-14.5	0
Computer storage devices	3572		12/92	81.6	79.0	79.4	-12.5	.5
Primary products		3572-P	12/92	79.6	76.4	76.5	-13.9	.1
Computer storage devices, except parts		3572-1	12/92	78.7	75.2	75.4	-14.7	.3
Direct (random) access storage devices		3572-11	12/92	78.1	73.7	73.9	-16.4	.3
Rigid magnetic disk drives		3572-111	12/92	76.7	71.5	71.6	-18.4	.1
2-1/2 inches and under		3572-1115	12/92	59.9	60.1	60.1	[3]	0
3-1/2 inches but less than 5-1/4 inches		3572-1117	12/92	85.2	79.6	79.9	-16.3	.4
5-1/4 inches but less than 8 inches		3572-1118	12/92	80.9	[3]	[3]	[3]	[3]
Optical disc drives		3572-113	12/92	90.1	90.5	92.0	-9.4	1.7
Compact disc read-only memory (CD ROM)		3572-1131	12/92	91.6	[3]	[3]	[3]	[3]
Rewritable disc drives		3572-1133	12/92	86.0	86.0	84.0	-16.1	-2.3
Other direct access storage devices		3572-119	12/92	85.9	85.9	[3]	[3]	[3]
Serial access storage devices		3572-12	12/92	81.3	81.2	81.2	-8.1	0
Quarter-inch tape drives		3572-122	12/92	76.5	76.6	[3]	[3]	[3]
Helical scan tape drives		3572-123	12/92	80.3	[3]	[3]	[3]	[3]
Parts and components for computer storage devices		3572-2	12/92	[3]	[3]	[3]	[3]	[3]
Secondary products and miscellaneous receipts		3572-SM						
Miscellaneous receipts		3572-M	12/92	100.0	100.0	[3]	[3]	[3]
Secondary products		3572-S	12/92	81.1	81.1	85.0	-14.8	4.8
Other secondary products		3572-SSS	12/92	71.7	71.7	76.8	[3]	7.1

Digitized for FRASER
http://fraser.stlouisfed.org/
Federal Reserve Bank of St. Louis

Table 5. Producer price indexes for the net output of selected industries and their products—Continued

Industry and product[1]	Industry code	Product code	Index base	Index			Unadjusted percent change to Apr. 1994 from —	
				Dec. 1993[2]	Mar. 1994[2]	Apr. 1994[2]	Apr. 1993	Mar. 1994
Computer Terminals	3575		12/93	100.0	100.1	100.0	(3)	-0.1
Primary products		3575-P	12/93	100.0	100.0	100.0	(3)	0
Display terminals, incl. graphics type, whether or not incorporating a printing mechanism		3575-3	12/93	100.0	100.0	100.0	(3)	0
X-terminals		3575-311	12/93	(3)	(3)	(3)	(3)	(3)
Other than X-terminals		3575-321	12/93	100.0	100.1	100.1	(3)	0
13" or less display		3575-32111	12/93	100.0	100.7	100.7	(3)	0
More than 13" but less than 19" display		3575-32211	12/93	100.0	(3)	100.0	(3)	(3)
Computer peripheral equipment, nec	3577		12/93	100.0	101.4	98.8	(3)	-2.6
Primary products		3577-P	12/93	100.0	102.5	98.9	(3)	-3.5
Input/output devices and computer peripheral equipment, nec		3577-1	12/93	100.0	98.8	98.4	(3)	-.4
Optical scanning devices		3577-11	12/93	100.0	100.0	100.0	(3)	0
Other than bar code or OCR devices, incl. page recognition		3577-113	12/93	100.0	100.0	(3)	(3)	(3)
Flat bed scanners		3577-11301	12/93	(3)	(3)	(3)	(3)	(3)
Computer printers		3577-12	12/93	100.0	99.3	98.9	(3)	-.4
Impact printers		3577-121	12/93	100.0	101.4	101.3	(3)	-.1
Serial type		3577-12102	12/93	100.0	101.7	101.6	(3)	-.1
Non-impact printers		3577-122	12/93	100.0	98.4	97.8	(3)	-.6
Laser printers		3577-12201	12/93	100.0	99.8	99.0	(3)	-.8
Other non-impact printers		3577-12202	12/93	100.0	94.1	94.1	(3)	0
Other input/output devices		3577-13	12/93	100.0	98.4	97.8	(3)	-.6
Computer plotters, incl. electrostatic		3577-132	12/93	(3)	(3)	(3)	(3)	(3)
Other manual input devices (joystick, trackball, touchscreen, keying equip.)		3577-136	12/93	100.0	98.0	98.0	(3)	0
Monitors (excluding terminals) and monitor screen projection devices		3577-138	12/93	100.0	103.1	103.1	(3)	.0
Other peripheral equipment		3577-14	12/93	100.0	94.4	(3)	(3)	(3)
All other peripheral equipment, incl. accessories		3577-143	12/93	100.0	94.4	(3)	(3)	(3)
Miscellaneous receipts		3577-M	12/93	(3)	(3)	(3)	(3)	(3)
Calculating and accounting machines	3578		06/85	90.6	91.7	91.3	1.1	-.4
Primary products		3578-P	06/85	87.7	89.2	88.7	1.6	-.6
Accounting machines and cash registers		3578-1	06/85	99.0	101.4	100.7	2.0	-.7
Coin/currency machines, incl. sorting, counting, dispensing, wrapping, and denominating types		3578-113	06/85	111.2	112.6	112.8	1.4	.2
Point-of-sale terminals (POS) (retail devices)		3578-155	06/85	100.4	103.7	103.7	4.1	0
Parts and attachments for adding, calculating, and accounting machines, and cash registers		3578-3	06/85	89.9	89.9	89.9	1.2	0
Produced by complete machine manufacturers		3578-311	06/85	85.5	85.5	85.5	0	0
Produced by other than complete machine manufacturers		3578-313	12/89	112.5	112.5	112.5	2.7	0
Secondary products and miscellaneous receipts		3578-SM						
Secondary products		3578-S	06/85	100.8	100.8	100.8	-.7	0
Office machines, not elsewhere classified	3579		06/85	112.3	112.4	112.7	.4	.3
Primary products		3579-P	06/85	108.6	108.7	108.9	1.2	.2
Mailing, letter handling, collating, and addressing machines		3579-5	06/85	112.8	113.5	113.6	.3	.1
Mailing machines, incl. sorting, tying, canceling machinery, postage meters, etc.		3579-541	06/85	110.8	(3)	112.6	2.4	(3)
Letter and envelope handling machines, incl. opening, sealing, folding, and inserting machines		3579-543	06/85	138.1	138.1	138.5	-.1	.3
Addressing machines, incl. labeling machines, plates, plate embossers & addresser-printers		3579-547	06/85	(3)	105.4	105.4	(3)	0
All other office machines, not elsewhere classified, and parts		3579-6	06/85	126.5	126.5	127.9	2.7	1.1
Time recording and time stamp machines		3579-633	06/85	131.8	131.8	131.8	3.1	0
All other office machines, incl. pencil sharpeners, paper cutters, and rebuilds		3579-698	06/85	126.4	126.4	128.3	3.3	1.5
Standard typewriters and automatic typing and word processing machines and parts		3579-7	06/85	96.4	96.4	96.4	.2	0
Secondary products and miscellaneous receipts		3579-SM						
Miscellaneous receipts		3579-M	06/85	125.0	125.0	125.0	5.3	0
Secondary products		3579-S	06/85	115.6	115.6	116.4	-5.3	.7
Refrigeration and service industry machinery	358		12/84	121.2	122.0	122.2	1.2	.2
Automatic merchandising machines	3581		06/82	118.5	118.1	118.5	.7	.3
Primary products		3581-P	06/82	118.5	118.0	118.4	.6	.3
Automatic merchandising machines, coin-operated, excluding parts		3581-1	06/82	115.5	115.5	115.5	.5	0
Vending machines for beverages		3581-11	06/82	110.0	110.0	110.0	0	0
Soft drink		3581-115	06/82	104.0	104.0	104.0	0	0
Vending machines for confections and foods		3581-12	06/82	122.7	122.7	122.7	1.9	0
Confections and foods, other than bagged snacks and chips		3581-126	06/87	113.6	113.6	113.6	0	0
Other vending machines, incl. cigarettes, water, ice and stamps		3581-13						
Commercial laundry equipment	3582		12/82	146.7	147.2	148.7	2.9	1.0
Primary products		3582-P	12/82	135.7	136.2	137.7	2.9	1.1
Laundry equipment		3582-1	12/82	132.0	132.4	134.2	2.7	1.4
Washer-extractor combinations		3582-113	12/82	134.1	134.0	135.7	1.3	1.3
Other than coin-operated		3582-11312	12/82	135.2	135.1	136.2	.8	.8
Drying tumblers		3582-114	12/82	142.0	(3)	(3)	(3)	(3)

See footnotes at end of table.

Digitized for FRASER
http://fraser.stlouisfed.org/
Federal Reserve Bank of St. Louis

Table 5. Producer price indexes for the net output of selected industries and their products—Continued

Industry and product[1]	Industry code	Product code	Index base	Index			Unadjusted percent change to Apr. 1994 from —	
				Dec. 1993[2]	Mar. 1994[2]	Apr. 1994[2]	Apr. 1993	Mar. 1994
Commercial laundry equipment—Continued								
Other commercial laundry equipment		3582-117	12/82	136.3	136.5	136.5	1.0	0
Commercial laundry equipment parts, attachments and accessories		3582-118	12/82	95.6	95.6	97.3	1.6	1.8
For washer-extractor combinations and drying tumblers		3582-11811	12/82	122.6	122.6	129.2	4.8	5.4
Dry cleaning equipment		3582-2	12/82	151.9	153.3	153.3	4.3	0
Secondary products and miscellaneous receipts		3582-SM						
Miscellaneous receipts		3582-M						
Resales		3582-Z89	06/87	115.8	115.8	115.8	1.8	0
Refrigeration and heating equipment	3585		12/82	122.2	122.9	123.0	.9	.1
Primary products		3585-P	12/82	123.7	124.5	124.6	1.1	.1
Warm air furnaces, humidifiers, and electric comfort heating equipment		3585-C	12/89	110.6	111.8	111.7	-.1	-.1
Forced-air type furnaces		3585-C11	12/82	135.7	137.2	137.0	-.2	-.1
Gas		3585-C1107	12/82	135.7	137.2	137.1	-.3	-.1
Electrical comfort heating equipment, excluding parts		3585-C4	05/86	116.6	117.3	[3]	[3]	[3]
Parts and accessories for a/c, heat transfer, and elect. comfort heat. equipment		3585-D	12/89	110.2	109.1	109.9	-.3	.7
Parts for heat transfer equip., including parts for a/c condensing units		3585-D11	12/89	105.3	102.9	102.9	-2.3	0
Parts for refrigeration and air conditioning equipment, n.e.c.		3585-D71	12/89	110.3	110.3	[3]	[3]	[3]
Heat transfer equipment, mech. refrigerated, self-contained, exc. electric dehumid		3585-1	12/82	127.8	128.6	128.2	.7	-.3
Central station air conditioning units, motor driven fan type		3585-112	12/82	152.1	154.5	153.7	1.9	-.5
Central system finned coils, air-conditioning and refrigeration type		3585-142	12/82	113.1	114.4	114.5	1.6	.1
Centrifugal liquid chilling packages		3585-154	12/82	123.9	123.9	123.9	0	0
Mobile vehicle mechanical air conditioning systems		3585-161	12/82	118.4	118.6	118.6	-.7	0
For passenger automobiles		3585-16114	12/89	98.4	98.4	98.4	-1.0	0
For truck, bus, construction and agricultural machinery and other uses		3585-16115	12/89	103.4	105.2	105.2	2.3	0
Icemaking machines		3585-175	12/82	126.0	127.7	127.7	1.3	0
Reciprocating liquid chillers		3585-185	12/82	169.3	171.0	171.0	4.4	0
Unitary air conditioners		3585-2	12/82	113.7	114.4	114.4	1.5	0
Air conditioners, except window and wall types		3585-22	12/89	105.0	107.1	107.3	2.4	.2
Single package (with or without evaporator fan)		3585-221	12/82	120.8	123.7	123.7	2.7	0
Horizontal		3585-2211	12/82	119.9	123.5	123.4	3.3	-.1
Under 54,000 btu/hr		3585-22114	12/82	108.1	110.4	108.7	1.4	-1.5
54,000 btu/hr and over		3585-22115	12/82	132.0	136.4	137.1	3.9	.5
Other than horizontal		3585-2213	12/82	120.9	121.2	121.2	.2	0
Year-round air conditioners, single packages and remote condenser types, except heat pumps		3585-25	12/82	125.2	122.8	124.8	2.3	1.6
Under 44,000 btu/hr		3585-252	12/82	127.7	127.7	127.7	0	0
44,000 to 134,999 btu/hr		3585-257	12/82	123.1	123.1	123.3	.1	.2
Water source heat pumps, except room air conditioners		3585-27	12/89	113.6	113.6	113.6	0	0
Air source heat pumps, except room air conditioners		3585-28	12/89	98.5	98.6	98.6	1.1	0
Single package		3585-285	12/89	106.4	106.8	107.0	2.4	.2
Split system		3585-286	12/89	94.5	94.4	94.3	.4	-.1
Split system air conditioning units		3585-29	12/82	106.8	108.3	107.6	1.0	-.6
Air conditioning condensing units		3585-295	12/82	102.5	104.6	103.6	1.5	-1.0
22,000 to 26,999 btu/hr		3585-29572	01/83	116.6	117.8	117.8	2.5	0
27,000 to 32,999 btu/hr		3585-29573	12/82	106.1	109.8	109.8	2.8	0
33,000 to 38,999 btu/hr		3585-29574	12/82	81.6	83.2	82.9	1.6	-.4
54,000 to 64,999 btu/hr		3585-29577	12/89	94.4	[3]	[3]	[3]	[3]
Commercial refrigerators and related equipment		3585-3	12/82	139.5	140.1	140.7	.7	.4
Refrigerated enclosures, incl. self-contained units, remote units w/wo cond. units		3585-31	12/82	141.8	142.0	142.5	.6	.4
Reach-in refrig. and reach-in vert. display cabinets, with solid or glazed doors		3585-311	12/82	145.1	145.8	146.3	-1.3	.3
For normal temp. application, i.e., not intended for frozen foods, ice cream, etc.		3585-31115	12/82	156.2	157.3	157.3	-2.7	0
For low temperature application		3585-31118	12/82	130.1	130.1	131.3	1.4	.9
Sectional coolers or cooling rooms of the prefabricated (factory produced) type		3585-312	12/82	144.0	144.0	144.0	0	0
Display cases for meats, dairy products, produce, other perishables, normal temp		3585-313	12/82	142.0	141.8	142.8	2.8	.7
Closed		3585-3131	12/82	124.4	124.1	124.1	2.1	0
Open, self-service		3585-3132	12/82	145.3	145.1	146.4	3.0	.9
One level		3585-31323	12/82	146.6	146.9	148.1	3.6	.8
Multilevel		3585-31328	12/82	144.9	144.5	145.8	2.7	.9
Display cases and cabinets for frozen foods, ice cream, etc., except coin operated		3585-314	12/82	135.2	135.2	136.1	3.1	.7
Mechanical beverage cooling and dispensing equipment, except coin-operated		3585-361	12/82	139.8	139.8	140.3	.4	.4
Bulk beverage dispensers, including malt dispensers and precooler cabinets		3585-36157	12/82	137.3	137.3	137.7	.3	.3
Other comm. refrigerators, retarders, egg refrigerators, environmental control equip., etc.		3585-397	12/82	139.1	139.9	139.9	0	0
Compressors and compressor units, all refrigerants		3585-4	12/82	112.9	113.5	113.4	3.9	-.1
Refrigerants, except ammonia		3585-41	12/89	106.7	107.3	107.2	4.0	-.1
Hermetic type motor compressors, 10 hp and under		3585-412	12/82	116.7	117.2	117.0	.5	-.2
Less than 3 hp		3585-41211	12/82	114.8	114.8	114.8	0	0

See footnotes at end of table.

Digitized for FRASER
http://fraser.stlouisfed.org/
Federal Reserve Bank of St. Louis

Table 5. Producer price indexes for the net output of selected industries and their products—Continued

Industry and product[1]	Industry code	Product code	Index base	Index			Unadjusted percent change to Apr. 1994 from —	
				Dec. 1993[2]	Mar. 1994[2]	Apr. 1994[2]	Apr. 1993	Mar. 1994
Refrigeration and heating equipment—Continued								
3 hp to 10 hp		3585-41236	12/82	120.6	122.0	121.5	1.5	-0.4
Automotive air conditioning compressors, open type, with or without motor		3585-418	02/83	105.2	104.7	104.7	10.7	0
Condensing units, all refrigerants except ammonia		3585-5	12/82	127.5	131.6	131.0	4.2	-.5
Air-cooled		3585-51	12/82	128.1	133.1	131.9	4.9	-.9
Hermetic type under 15 hp		3585-512	12/82	128.1	133.2	132.0	5.0	-.9
Water and air-cooled, open and hermetic type, 15 hp and over		3585-569	12/82	125.7	126.5	128.0	1.8	1.2
Room air conditioners and dehumidifiers		3585-6	12/82	118.4	120.5	122.1	-1.0	1.3
Room air conditioners		3585-612	12/82	118.4	120.5	122.1	-1.0	1.3
Under 8,000 btu/hr		3585-612A	12/89	98.7	99.5	101.2	-1.4	1.7
8,000 to 12,999 btu/hr		3585-612B	12/89	99.4	100.4	101.1	-.5	.7
11,000 to 12,999 btu/hr		3585-61256	12/82	118.2	(3)	(3)	(3)	(3)
Refrigeration and a/c equip. n.e.c., including soda fountain and beer dispensing equip		3585-9	12/89	109.3	110.3	110.4	.5	.1
Soda fountain equipment		3585-901	12/82	137.1	(3)	(3)	(3)	(3)
Evaporative air coolers		3585-903	12/82	106.8	111.0	111.3	1.9	.3
Other refrigeration machinery and air conditioning equipment		3585-907	12/82	123.0	(3)	123.0	0	(3)
Secondary products and miscellaneous receipts		3585-SM						
Miscellaneous receipts		3585-M	12/82	105.3	105.3	105.3	0	0
Resales		3585-Z89	12/82	113.1	113.1	113.1	0	0
Secondary products		3585-S	12/82	117.6	118.0	118.0	.4	0
Other secondary products		3585-SSS	12/82	122.9	123.4	123.4	.7	0
Measuring and dispensing pumps	3586		06/84	126.1	128.9	128.6	2.1	-.2
Primary products		3586-P	06/84	121.8	124.1	124.0	1.9	-.1
Gasoline dispensing pumps, computing type (filling station type)		3586-1	06/84	106.8	106.8	106.8	.1	0
Single dispensing units		3586-111	06/84	111.0	111.0	111.0	.2	0
With suction pumping units		3586-11112	06/84	113.4	113.3	113.3	.3	0
Without suction pumping units		3586-11113	06/84	(3)	112.6	(3)	(3)	(3)
Multiple dispensing units		3586-115	12/88	101.8	101.8	101.8	0	0
Lubricating oil and grease dispensing equipment		3586-2	06/84	151.9	158.5	158.5	4.3	0
Lubricating oil pumps, including barrel pumps		3586-212	06/84	159.8	168.5	168.5	5.4	0
Grease dispensing equipment, including pumps and guns		3586-213	06/84	155.8	161.3	161.3	3.5	0
Other measuring and dispensing pumps and parts and attachments		3586-3	06/84	126.2	129.3	128.9	2.2	-.3
Other measuring and dispensing pumps, incl. noncomputing gasoline dispensing pumps		3586-314	12/88	118.3	120.4	119.9	1.5	-.4
Parts and attachments for measuring and dispensing pumps		3586-315	12/88	110.7	114.3	114.1	3.1	-.2
Secondary products		3586-S	06/84	134.2	139.6	139.6	4.0	0
Service industry machinery, n.e.c.	3589		06/82	144.1	145.7	146.2	2.2	.3
Primary products		3589-P	06/82	145.2	146.8	147.3	2.4	.3
Commercial cooking and food warming equipment		3589-1	06/82	151.7	152.9	153.2	2.3	.2
Nonelectric commercial cooking and food warming equipment		3589-11	06/82	164.6	167.8	168.1	3.3	.2
Commercial cooking stoves, ranges, ovens, and broilers		3589-111	06/82	164.7	167.9	168.2	4.9	.2
Deep fat fryers		3589-114	12/87	134.9	133.5	135.3	-1.2	1.3
Other commercial cooking equipment, including griddles, toasters, coffee urns, etc.		3589-115	12/87	139.2	144.3	143.9	3.8	-.3
Electric and electronic commercial cooking and food warming equipment		3589-16	06/82	146.3	147.6	147.9	2.6	.2
Commercial electric ranges, ovens, and broilers		3589-161	06/82	160.0	160.0	160.0	4.5	0
Commercial food warming equipment, including hot food server units and steam tables		3589-165	06/82	132.2	132.7	133.4	1.8	.5
Other commercial cooking equipment		3589-167	06/82	146.4	148.9	149.1	2.0	.1
Other commercial cooking equipment, incl. griddles, toasters, coffee urns, etc.		3589-16728	12/87	124.4	126.0	126.2	1.5	.2
Parts and accessories for commercial cooking and food warming equipment		3589-185	12/87	117.5	112.9	113.4	-2.9	.4
Service industry machines and parts		3589-2	06/82	142.8	144.7	145.3	2.5	.4
Water softeners and water heaters		3589-21	12/87	115.5	115.7	115.9	1.0	.2
Water heaters, except boilers		3589-211	12/87	126.8	127.7	128.5	3.2	.6
Farm, household, and commercial water softeners		3589-215	06/82	133.6	133.8	133.8	.8	0
Floor maintenance machinery, commercial and industrial, excl. vacuum cleaners		3589-24	12/87	121.2	122.5	122.7	1.7	.2
Floor scrubbing and sanding machines, commercial type		3589-242	06/82	153.4	155.4	155.9	1.4	.3
Floor waxing and polishing machines, commercial and industrial type		3589-245	06/82	153.5	154.1	154.1	.7	0
Commercial dishwashing machines		3589-27	06/82	159.7	161.1	163.7	2.5	1.6
Conveyor type		3589-273	06/82	162.7	163.7	168.6	3.6	3.0
All other types		3589-275	12/87	138.3	139.9	139.9	1.2	0
Sewage treatment equipment		3589-281	06/82	166.4	173.9	173.9	6.8	0
Clarifier		3589-28113	06/82	144.7	(3)	144.7	3.6	(3)
Other sewage treatment equipment		3589-28117	06/82	151.4	151.4	151.4	3.1	0
Garbage and trash compactors, commercial and industrial		3589-283	06/82	136.3	136.3	137.8	5.0	1.1
High pressure (over 1000 psi) cleaning and blasting machinery, excl. foundry mach		3589-285	12/87	128.5	128.5	128.5	2.2	0
Parts and accessories for service industry machines		3589-293	06/82	132.4	132.9	133.1	1.5	.2
Other industrial and commercial service machines, incl. carpet shampooers		3589-294	12/87	113.2	113.8	114.7	-.3	.8
Commercial and industrial vacuum cleaners		3589-3	06/82	142.6	143.1	143.9	1.3	.6

See footnotes at end of table.

Digitized for FRASER
http://fraser.stlouisfed.org/
Federal Reserve Bank of St. Louis

Table 5. Producer price indexes for the net output of selected industries and their products—Continued

Industry and product[1]	Industry code	Product code	Index base	Index			Unadjusted percent change to Apr. 1994 from —	
				Dec. 1993[2]	Mar. 1994[2]	Apr. 1994[2]	Apr. 1993	Mar. 1994
Service industry machinery, n.e.c.—Continued								
Portable, including parts and attachments		3589-311	06/82	142.1	142.5	143.4	1.3	0.6
Secondary products and miscellaneous receipts		3589-SM						
Miscellaneous receipts		3589-M	06/82	129.1	130.8	131.4	1.8	.5
Resales		3589-Z89	06/82	114.7	116.3	116.8	1.8	.4
Secondary products		3589-S	06/82	145.8	146.3	146.9	.9	.4
Miscellaneous machinery, except electrical	359		12/84	116.8	118.1	118.6	2.2	.4
Carburetors, pistons, piston rings, and valves	3592		12/82	121.9	122.9	123.0	.6	.1
Primary products		3592-P	12/82	122.8	124.1	124.2	.7	.1
Carburetors, new and rebuilt		3592-1	12/82	129.6	131.1	131.1	.5	0
Carburetors (new), all types		3592-1A	12/82	125.3	126.4	126.4	.1	0
Carburetors, rebuilt, all types		3592-171	12/82	192.5	199.3	199.3	3.5	0
Pistons, piston rings, and piston pins (engine)		3592-2	12/82	104.3	105.3	105.6	1.1	.3
Pistons, all types (machined), excluding rough castings		3592-2A	12/82	100.6	101.1	101.7	.4	.6
Pistons for motor vehicles (passenger cars, trucks, and buses)		3592-221	06/89	95.4	94.5	94.6	-.6	.1
All other pistons		3592-223	06/89	100.5	102.3	103.4	1.4	1.1
Piston rings, all types		3592-2B	12/82	106.6	108.2	108.2	1.9	0
Piston rings, oil type		3592-2B1	12/82	95.8	94.7	94.8	-1.0	.1
Piston rings, oil type, for motor vehicles (passenger cars, trucks, and buses)		3592-251	12/82	93.1	91.9	92.0	-1.2	.1
Piston rings, compression type		3592-2B2	12/82	110.8	113.7	113.7	3.3	0
Piston rings, compression type, for motor vehicles (passenger cars, trucks, and buses)		3592-255	12/82	106.0	109.5	109.5	3.3	0
All other compression type piston rings		3592-257	12/82	133.6	133.6	133.6	2.9	0
Valves (engine intake and exhaust)		3592-3	12/82	130.4	131.4	131.4	.6	0
Valves (engine intake and exhaust) for motor vehicle engines (pass. cars, trucks, and buses)		3592-361	12/82	134.5	135.7	[3]	[3]	[3]
Secondary products and miscellaneous receipts		3592-SM						
Secondary products		3592-S	12/82	123.4	123.4	123.4	0	0
Motor vehicle parts and accessories		3714-S	12/82	119.4	119.4	119.4	0	0
Fluid power cylinders and actuators	3593		06/90	112.8	114.1	119.1	6.1	4.4
Primary products		3593-P	06/90	112.7	113.8	118.9	6.0	4.5
Non-aerospace hydraulic and pneumatic cylinders, actuators, accumulators, cushions, etc.		3593-2	06/90	106.3	107.9	108.3	2.6	.4
Hydraulic cylinders		3593-21	06/90	108.1	109.9	109.9	2.8	0
Tie-rod types		3593-211	06/84	129.5	129.8	130.6	1.6	.6
Tie-rod types, standard NFPA		3593-2113	06/90	108.2	108.3	108.6	1.3	.3
Weld fused, mill types, and other types including combinations		3593-215	06/90	101.5	101.2	100.8	-.7	-.4
Pneumatic cylinders		3593-27	06/90	108.9	108.9	110.2	4.0	1.2
Tie-rod types		3593-273	06/84	125.4	125.4	125.9	.7	.4
Other pneumatic cylinders		3593-275	06/90	110.1	110.1	112.4	8.0	2.1
Hydraulic and pneumatic actuators, accumulators, cushions, and non-vehicular shock absorbers		3593-29	06/84	113.2	116.4	116.7	.9	.3
Parts for non-aerospace fluid power cylinders, actuators, and other		3593-299	06/90	104.9	108.4	108.5	5.9	.1
Secondary products and miscellaneous receipts		3593-SM						
Secondary products		3593-S	06/90	113.4	120.7	120.7	9.2	0
Fluid power pumps and motors	3594		06/90	111.5	111.1	111.2	1.2	.1
Primary products		3594-P	06/90	112.3	111.4	111.5	.9	.1
Fluid power pumps and motors		3594-1	06/90	109.9	111.5	111.5	1.7	0
Fluid power pumps and motors, non-aerospace		3594-1A	06/90	108.6	110.4	110.5	2.0	.1
Fluid power pumps, variable displacement, closed loop, hydrostatic transmission type		3594-11	06/90	111.1	[3]	114.4	3.0	[3]
Fluid power pumps, variable displacement, open loop		3594-12	06/90	111.6	112.8	113.6	2.3	.7
Axial piston type		3594-127	06/90	110.2	111.6	112.5	2.1	.8
Fluid power pumps, fixed displacement, open and closed loop		3594-13	06/90	106.5	107.4	108.4	2.1	.9
Internal gear type (including gerotor)		3594-131	06/90	103.1	104.3	104.3	1.8	0
External gear type		3594-134	06/90	110.1	111.9	112.9	3.1	.9
Hydraulic and pneumatic motors (continuous rotation)		3594-15	06/90	109.6	110.0	110.8	1.4	.7
Hydraulic motors		3594-152	06/90	110.0	110.1	111.0	.8	.8
Gear tpe, internal and external (including gerotor)		3594-1521	06/90	104.0	104.0	104.0	-.2	0
Other motors, n.e.c.		3594-1526	06/90	111.5	117.0	117.0	8.4	0
Parts for pumps and motors		3594-2	06/90	118.5	111.3	111.3	-1.4	0
Hydraulic		3594-2C	06/90	118.5	111.3	111.3	-1.4	0
Non-aerospace		3594-291	06/90	118.5	111.3	111.3	-1.4	0
Secondary products and miscellaneous receipts		3594-SM						
Secondary products		3594-S	06/90	104.0	105.4	105.8	2.9	.4
Scales and balances, except laboratory	3596		12/80	112.7	113.6	114.1	1.2	.4
Primary products		3596-P	12/80	112.6	113.7	114.1	1.4	.4
Vehicle and industrial scales		3596-1	12/91	103.9	105.0	105.0	3.0	0
Motor truck scales		3596-101	12/80	114.6	117.7	116.2	1.8	-1.3
Bench and portable scales		3596-105	12/80	133.8	136.0	136.0	6.6	0
Floor scales		3596-107	12/80	140.1	145.4	[3]	[3]	[3]
Miscellaneous industrial scales, incl. crane, tank, hopper, and conveyor		3596-115	12/91	104.2	104.2	105.0	1.9	.8
Retail, commercial, household, and mailing scales		3596-2	12/91	91.1	92.4	93.3	1.7	1.0

See footnotes at end of table.

Digitized for FRASER
http://fraser.stlouisfed.org/
Federal Reserve Bank of St. Louis

Table 5. Producer price indexes for the net output of selected industries and their products—Continued

Industry and product[1]	Industry code	Product code	Index base	Index			Unadjusted percent change to Apr. 1994 from —	
				Dec. 1993[2]	Mar. 1994[2]	Apr. 1994[2]	Apr. 1993	Mar. 1994
Scales and balances, except laboratory—Continued								
Parts, attachments, and accessories for scales and balances		3596-3	12/91	93.4	93.4	93.4	-3.5	0
Secondary products and miscellaneous receipts		3596-SM						
Miscellaneous receipts		3596-M	12/80	(3)	(3)	(3)	(3)	(3)
Secondary products		3596-S	12/80	114.5	(3)	115.4	1.6	(3)
Machinery, except electrical, not elsewhere classified	3599		06/84	116.8	118.2	118.3	2.2	.1
Primary products		3599-P	06/84	115.5	115.9	116.1	1.2	.2
Miscellaneous machinery products		3599-4	06/84	116.9	117.1	116.9	1.1	-.2
Flexible metal hose and tubing		3599-418	06/84	121.4	(3)	121.4	1.8	(3)
Stainless steel		3599-41815	08/84	96.2	(3)	96.2	-3.4	(3)
Other miscellaneous machinery products		3599-498	06/84	107.3	107.5	107.3	1.2	-.2
Receipts for machine shop jobwork		3599-5	06/84	115.8	116.3	116.5	1.2	.2
Automotive		3599-512	06/84	115.0	115.0	115.9	5.0	.8
Aerospace		3599-513	06/84	123.6	125.0	125.0	2.0	0
Electronics		3599-515	06/84	119.1	119.2	121.8	.5	2.2
Fabricated metal products		3599-517	06/84	130.5	130.5	130.5	0	0
Machinery, parts and accessories		3599-519	06/84	123.9	123.9	123.9	-.5	0
Mining, construction, and oilfield equipment		3599-521	06/84	107.0	107.0	107.0	0	0
Chemical and petroleum		3599-527	06/84	118.0	118.5	118.7	1.3	.2
Food processing and packaging		3599-529	06/84	108.1	(3)	(3)	(3)	(3)
Electrical machinery		3599-531	06/84	108.3	(3)	102.1	-13.8	(3)
Agricultural equipment		3599-533	06/84	106.9	106.9	(3)	(3)	(3)
All other customers		3599-539	06/84	112.7	114.5	114.4	2.1	-.1
Maintenance and repair		3599-541	06/84	104.0	104.8	104.8	1.7	0
Secondary products and miscellaneous receipts		3599-SM						
Secondary products		3599-S	06/84	130.1	154.7	154.8	26.9	.1
Electrical and electronic machinery, equipment, and supplies	36		12/84	112.4	112.8	113.0	1.0	.2
Electric transmission and distribution equipment	361		12/84	123.7	125.2	125.2	1.5	0
Transformers	3612		06/81	133.1	134.9	134.0	1.1	-.7
Primary products		3612-P	06/81	131.0	132.8	131.8	1.1	-.8
Distribution transformers		3612-1	06/81	123.5	123.9	122.0	.2	-1.5
Liquid immersed		3612-101	06/81	122.1	122.4	120.3	-.3	-1.7
Pole type, 500 KVA or less, single phase		3612-10111	06/81	120.6	121.0	119.1	-.1	-1.6
Pad mount, 500 KVA or less, single phase		3612-10112	06/81	118.6	118.6	117.5	.9	-.9
500 KVA or less, three phase		3612-10114	06/81	125.9	(3)	123.0	-1.5	(3)
Dry-type		3612-102	03/82	138.1	140.7	140.7	10.5	0
500 KVA or less, single phase		3612-10221	03/82	140.7	138.6	138.6	5.1	0
Power transformers		3612-2	06/81	117.5	117.4	116.0	-1.7	-1.2
Small power transformers, one and three phase		3612-201	06/81	132.2	134.6	132.0	1.5	-1.9
All secondary unit substation, liquid or dry type		3612-20131	06/81	106.0	107.5	107.1	1.6	-.4
Large power transformers, one and three phase, liquid immersed		3612-202	06/81	108.2	106.7	105.9	-3.9	-.7
10001-30000 KVA, without LTC		3612-20242	06/81	87.1	78.3	77.6	-9.5	-.9
Fluorescent lamp ballasts		3612-3	06/81	136.3	136.3	136.3	0	0
Corrected power factor type		3612-302	06/81	136.6	136.6	136.6	0	0
Specialty and all other transformers		3612-4	06/81	148.7	154.6	154.6	2.9	0
Open core and coil, and all units end-bell enclosed, 250 KVA and less		3612-401	06/81	142.1	(3)	147.4	3.7	(3)
General purpose, one and three phase		3612-404	06/81	136.9	(3)	140.5	3.5	(3)
All other transformers including luminous tube, ignition, and saturable core reactors		3612-408	06/81	174.1	175.8	175.8	2.1	0
Secondary products and miscellaneous receipts		3612-SM						
Secondary products		3612-S	06/81	176.4	179.0	179.0	1.5	0
Other secondary products		3612-SSS	12/88	128.5	130.4	130.4	1.5	0
Switchgear and switchboard apparatus	3613		06/85	126.3	127.6	128.3	1.7	.5
Primary products		3613-P	06/85	126.8	128.3	129.0	2.0	.5
Switchgear, except ducts and control circuit relays		3613-1	06/85	123.1	124.2	124.3	-.6	.1
Metal-clad switchgear using power circuit breakers, all voltages, excl. load interrupter		3613-109	06/85	124.3	127.4	(3)	(3)	(3)
Metal-enclosed load interrupter switchgear assemblies, all voltages incl. parts		3613-111	06/85	98.5	98.8	99.2	.7	.4
Automatic and manual control panels (generators, transformers, etc.)		3613-112	06/85	128.8	128.9	(3)	(3)	(3)
Metal-enclosed power circuit breaker switchgear assemblies, 1,000 volts, including parts		3613-113	06/85	112.2	112.2	112.2	-.4	0
Distribution cutouts		3613-183	06/85	(3)	(3)	145.5	(3)	(3)
Power circuit breakers, all voltages		3613-2	06/85	105.2	104.8	106.1	1.3	1.2
Other power cir. breakers sold sep., network protectors and auto cir reclosers, incl. parts		3613-231	06/85	105.9	104.8	107.6	3.9	2.7
Panelboards, distribution boards and other switching and interrupting devices		3613-3	06/85	131.5	133.8	134.4	3.1	.4
Panelboards, including enclosing cabinets, 1,000 volts and below		3613-31	06/85	136.2	135.4	134.0	.4	-1.0
Circuit breaker type		3613-312	06/85	152.1	151.2	149.7	.5	-1.0
Distribution switchboards, 1,000 volts and below		3613-32	06/85	127.6	128.0	131.1	4.5	2.4
Fusible		3613-3215	06/85	134.2	134.1	142.6	6.5	6.3
Circuit breaker		3613-3217	06/85	121.5	122.4	121.5	2.9	-.7

See footnotes at end of table.

Digitized for FRASER
http://fraser.stlouisfed.org/
Federal Reserve Bank of St. Louis

Table 5. Producer price indexes for the net output of selected industries and their products—Continued

Industry and product[1]	Industry code	Product code	Index base	Index			Unadjusted percent change to Apr. 1994 from —	
				Dec. 1993[2]	Mar. 1994[2]	Apr. 1994[2]	Apr. 1993	Mar. 1994
Switchgear and switchboard apparatus—Continued								
Switches (except snap, toggle and rotary types), 1,000 volts and below		3613-33	06/85	127.9	134.5	133.5	4.3	-0.7
Knife switches, enclosed heavy duty		3613-3321	06/85	(3)	156.1	(3)	(3)	(3)
Load centers: enclosed fusible, service entrance and branch circuit cutouts		3613-3324	06/85	99.8	(3)	97.5	(3)	(3)
Other switches, including open knife and motor contact switches		3613-3333	06/85	123.4	123.4	123.4	2.6	0
Other switchgear apparatus		3613-398	06/85	133.3	133.8	136.7	2.6	2.2
Fuses and fuse equipment, under 2,300 volts, excluding power distribution cutouts		3613-4	06/85	147.7	147.7	147.7	0	0
Nonrenewable cartridge fuses		3613-451	06/85	151.5	151.5	151.5	0	0
Molded case circuit breakers		3613-5	06/85	125.6	128.4	130.5	5.6	1.6
Industrial type, 1,000 v. and below, incl. attachments or accessories		3613-511	06/85	131.6	134.1	138.2	9.2	3.1
Residential or light duty type, 1,000 v. and below		3613-512	06/85	119.3	124.2	124.5	4.1	.2
Secondary products and miscellaneous receipts		3613-SM						
Miscellaneous receipts		3613-M	06/85	(3)	110.2	(3)	(3)	(3)
Resales		3613-Z89	06/85	(3)	110.2	(3)	(3)	(3)
Secondary products		3613-S	06/85	135.8	135.7	136.7	.7	.7
Other secondary products		3613-SSS	06/85	146.5	146.2	149.5	2.0	2.3
Electrical industrial apparatus	362		12/84	126.6	126.9	127.0	1.3	.1
Electric motors and generators	3621		06/83	134.3	133.8	134.2	.5	.3
Primary products		3621-P	06/83	133.0	133.4	133.8	1.2	.3
Fractional horsepower motors and generators		3621-1	06/83	128.5	129.4	129.4	1.2	0
Universal motors (A.C. and D.C.)		3621-12	12/92	100.3	(3)	100.3	-.4	(3)
Cased		3621-121	06/83	158.1	(3)	158.1	-1.2	(3)
Permanent magnet motors (mechanically commutated)		3621-13	12/92	106.6	107.0	106.9	-.4	-.1
Servo		3621-131	12/92	101.9	104.0	103.4	2.5	-.6
Nonservo		3621-132	12/92	109.2	108.7	108.9	-1.7	.2
Other commutated motors not specified by type of commutation		3621-161	12/92	101.9	106.9	102.1	.8	-4.5
Alternating current motors and generators		3621-18	06/83	136.9	138.5	138.6	1.6	.1
Conventional type shaded pole motors		3621-182	06/83	125.6	125.6	126.9	1.6	1.0
Permanent split capacitor motors		3621-184	12/92	97.9	100.8	100.8	.9	0
All other single phase motors		3621-186	12/92	101.6	102.3	102.0	2.5	-.3
Polyphase motors (servo and nonservo)		3621-187	12/92	100.0	101.0	101.0	.9	0
Integral horsepower motors and generators, excl. hermetics and other rotating equipment		3621-2	06/83	134.3	132.2	134.2	.4	1.5
Alternating current motors (noncommutated)		3621-2B	06/83	137.5	137.8	138.3	-.5	.4
Single phase motors		3621-222	06/83	83.0	83.4	83.4	.5	0
Polyphase induction motors (servo and nonservo; excl. synchronous)		3621-223	06/83	142.5	142.9	143.4	-.5	.3
D.C. motors and generators, ex. arc welding gens & battery charging gens for int. comb. engines		3621-2C	06/83	138.0	125.3	134.7	4.0	7.5
Other mechanically commutated motors and gens, incl. permanent magnet field & wound field		3621-212	12/92	120.2	87.0	109.6	11.8	26.0
Electronically commutated motors		3621-213	12/92	96.7	(3)	96.7	-3.3	(3)
Alternating current generators		3621-2D	06/83	106.7	106.7	106.9	1.1	.2
Prime mover generator sets, excl. steam (hydraulic), turbine, & electric motor driven		3621-4	06/83	132.3	133.6	133.6	1.3	0
Gas and/or gasoline driven generator sets, A.C. and D.C		3621-411	06/83	153.2	152.8	152.8	.2	0
Diesel engine-driven generator sets (A.C. and D.C. output)		3621-421	06/83	124.4	126.6	126.6	2.0	0
Less than 400 kw		3621-42101	12/92	100.4	102.0	102.0	2.0	0
Parts and supplies for motors and generators		3621-9	12/87	118.1	118.3	118.9	1.7	.5
Commutators		3621-913	12/92	100.1	99.9	103.1	3.8	3.2
All other parts		3621-914	12/92	101.3	101.7	101.1	.5	-.6
Secondary products and miscellaneous receipts		3621-SM						
Miscellaneous receipts		3621-M	12/86	130.1	99.7	(3)	(3)	(3)
Secondary products		3621-S	06/83	144.7	144.7	144.7	1.4	0
Carbon and graphite products	3624		06/85	112.4	116.5	116.4	6.1	-.1
Primary products		3624-P	06/85	112.2	115.9	116.0	6.3	.1
Carbon and graphite products, excluding electrodes		3624-9	06/85	116.5	118.0	118.1	2.1	.1
Brushes, contacts, and brushplates		3624-91	06/85	119.4	120.9	120.7	1.9	-.2
Automotive brushes, including replacement and coded, excluding auto accessory brushes		3624-911	06/85	109.2	109.5	108.9	.2	-.5
All other fractional horsepower brushes & contacts, including replacement & miniature brushes		3624-913	06/85	113.2	115.1	114.3	1.0	-.7
All other industrial brushes and contacts		3624-915	06/85	126.4	128.0	128.0	2.4	0
Carbon & graphite products except electrodes, brushes, contacts & brushplates		3624-98	06/85	115.5	117.0	117.2	2.2	.2
Products with electrical application incl. welding but excl. silver or metal products		3624-981	06/85	92.8	94.8	94.8	2.2	0
Products with mechanical application excluding metallic oilless bearings		3624-983	06/85	139.2	139.4	139.4	.5	0
Products w/aerospace application, including unmachined stock and machined items, n.e.c.		3624-986	06/85	148.5	150.9	151.8	6.5	.6
Prod. w/other applications including chemical, nuclear, metallurgical, & refractory usages		3624-988	12/89	104.3	105.8	106.2	3.1	.4
Secondary products and miscellaneous receipts		3624-SM						
Secondary products		3624-S	06/85	122.5	130.0	126.8	4.2	-2.5
Other secondary products		3624-SSS	06/85	117.6	124.9	121.8	4.2	-2.5

See footnotes at end of table.

Digitized for FRASER
http://fraser.stlouisfed.org/
Federal Reserve Bank of St. Louis

Table 5. Producer price indexes for the net output of selected industries and their products—Continued

Industry and product[1]	Industry code	Product code	Index base	Index			Unadjusted percent change to Apr. 1994 from —	
				Dec. 1993[2]	Mar. 1994[2]	Apr. 1994[2]	Apr. 1993	Mar. 1994
Relays and industrial controls	3625		06/85	128.0	128.3	128.2	1.3	-0.1
Primary products		3625-P	06/85	127.9	128.2	128.5	1.4	.2
Relays		3625-1	06/90	110.3	112.2	112.2	2.1	0
General purpose electromechanical relays		3625-11	06/90	100.4	103.7	103.7	.8	0
Over 100 MW actuating power and sealed		3625-111	06/90	86.4	87.4	87.4	-4.6	0
0.0 to 10 amps contact rating		3625-11101	06/90	90.4	92.2	92.2	-6.8	0
Over 10 amps contact rating		3625-11102	06/90	81.2	81.2	81.2	-1.2	0
Over 100 MW actuating power and not sealed		3625-112	06/90	125.7	133.6	133.6	7.7	0
0.0 through 100 MW actuating power, sealed and not sealed		3625-113	06/90	107.3	107.3	107.3	4.3	0
Timing relays (timers)		3625-172	06/90	104.3	104.3	104.3	1.6	0
Solid-state pure		3625-17202	06/90	104.7	104.7	104.7	.6	0
All other timing relays, incl. pneumatic, electronic, etc.		3625-17203	06/90	104.9	104.9	105.0	.4	.1
Relays for industrial controls, all voltages, n.e.c.		3625-181	06/90	115.1	115.5	115.7	2.2	.2
All other general purpose relays, n.e.c.		3625-191	05/85	154.4	159.6	159.6	4.1	0
Specific purpose industrial controls		3625-2	06/85	110.9	111.2	110.5	-.3	-.6
Definite purpose contactors and starters, 600 volts and less		3625-214	06/85	130.9	130.5	121.6	-6.0	-6.8
Machine tool controls		3625-215	06/85	74.6	74.6	74.6	-3.9	0
Continuous path type, numerical control		3625-21502	06/85	62.8	62.8	[3]	[3]	[3]
Programable controllers, sold separately		3625-216	06/85	106.4	105.8	105.8	.1	0
Other specific, special or definite purpose controls and devices		3625-217	06/85	123.4	124.9	124.4	1.9	-.4
General purpose industrial controls		3625-3	06/85	138.6	137.9	138.9	1.9	.7
A.c. full voltage starters, 1000 volts or less, excl. adj. speed & sync. motor starters		3625-311	06/85	149.1	148.3	149.4	2.2	.7
A.c. contactors, 1000 volts or less, excl. adj. speed & sync. motor controls		3625-312	06/85	165.0	167.1	175.5	7.1	5.0
Motor control centers, 1000 volts or less		3625-315	06/85	151.9	152.3	153.2	1.2	.6
Medium voltage starter or contactor, 1001 to 7200 volts		3625-316	06/85	112.9	113.1	113.2	-.1	.1
Limit switches (positioning sensors)		3625-318	06/85	141.4	138.1	138.3	.8	.1
Electromechanical positioning sensors		3625-31801	06/90	112.9	109.8	110.0	.6	.2
Solid-state positioning sensors		3625-319	06/90	106.9	109.5	109.3	6.6	-.2
Optical proximity sensors		3625-31902	06/90	106.4	112.6	112.1	8.4	-.4
All other piolet circuit devices, d.c. power and other control devices		3625-321	06/90	113.0	105.7	113.8	6.7	7.7
Push buttons and stations, except operators desks and stations		3625-322	06/85	152.4	152.6	152.8	3.3	.1
Rheostats and resistors, except for electronic appl., sold separately, n.e.c.		3625-323	06/85	127.8	127.8	128.0	2.8	.2
Controls for packaged adjustable speed drives		3625-324	06/85	117.5	112.2	113.3	-4.2	1.0
All other general industry devices and systems, n.e.c.		3625-329	06/85	129.6	130.6	130.6	3.5	0
Motor control accessories and parts for industrial controls		3625-4	06/90	111.1	112.6	112.6	2.4	0
Motor control and starter accessories, excl. overlaod relays		3625-411	06/90	108.3	110.9	110.9	2.8	0
Parts for industrial controls, excl. relays		3625-412	06/85	140.8	142.3	142.2	2.2	-.1
Secondary products and miscellaneous receipts		3625-SM						
Miscellaneous receipts		3625-M	06/85	159.2	159.4	154.5	-1.9	-3.1
Contract work and miscellaneous receipts		3625-XY9	06/85	180.5	181.0	181.0	3.4	0
Resales		3625-Z89	06/85	149.1	149.2	142.5	-4.2	-4.5
Secondary products		3625-S	06/85	119.3	119.8	119.8	2.8	0
Electrical industrial apparatus, n.e.c.	3629		12/85	106.8	107.2	106.7	.2	-.5
Primary products		3629-P	12/85	104.5	105.1	105.1	.9	0
Capacitors for industrial use, except electronic		3629-1	12/85	82.8	83.7	83.7	-1.6	0
Shunt and series capacitors, low frequency a.c		3629-111	12/85	66.5	67.5	67.5	-2.6	0
A.C. capacitors and other electrical capacitors		3629-112	12/85	92.0	92.0	92.0	.9	0
Rectifying apparatus, except electronic		3629-2	12/85	107.1	107.7	107.8	1.2	.1
Semiconductor power conversion apparatus		3629-211	12/85	110.6	111.4	111.6	1.6	.2
Semiconductor battery chargers		3629-21111	12/85	112.8	113.8	114.0	2.0	.2
All other semiconductor power conversion apparatus		3629-21114	12/85	108.3	108.6	109.0	1.2	.4
Other rectifying (power conversion) apparatus		3629-212	12/85	91.7	91.7	91.7	0	0
Other electrical equipment for industrial use		3629-3	12/85	120.0	120.6	120.2	.9	-.3
Other miscellaneous electrical industrial apparatus, n.e.c., including thermic generators		3629-319	12/85	120.8	121.4	121.0	1.2	-.3
Secondary products and miscellaneous receipts		3629-SM						
Miscellaneous receipts		3629-M	10/86	108.5	108.5	108.5	.1	0
Secondary products		3629-S	12/85	119.2	118.9	114.4	-3.8	-3.8
Motors and generators		3621-S	06/92	100.0	[3]	100.0	2.6	[3]
Other secondary products		3629-SSS	06/92	99.9	99.9	95.6	-4.2	-4.3
Electronic components, n.e.c.		3679-S	06/92	99.7	99.7	99.7	-1.8	0
Household appliances	363		12/84	108.5	108.8	108.9	.8	.1
Household cooking equipment and parts	3631		06/81	114.1	114.3	114.5	.7	.2
Primary products		3631-P	06/81	110.5	110.8	111.0	.8	.2
Electric, electronic, and microwave household cooking units and parts		3631-1	06/81	107.8	108.1	108.4	.7	.3
Free-standing electric ranges and ovens		3631-1A	06/81	110.6	110.7	111.6	.8	.8
Free-standing ranges 23 to 32 inches in width		3631-112	06/81	109.8	109.9	110.8	.8	.8
Low oven		3631-11201	06/81	108.0	108.3	108.8	.2	.5
Other than free-standing electric ranges		3631-1B	06/81	135.1	[3]	[3]	[3]	[3]
Gas household units and parts		3631-3	06/81	114.6	114.8	114.8	.3	0
Standard type gas ranges		3631-3A	06/81	113.0	113.2	113.2	.1	0
Free-standing ranges		3631-312	06/81	111.2	111.3	111.3	.1	0
Free-standing gas ranges over 24 to 32 inches in width		3631-31213	06/81	107.2	107.3	107.3	.1	0

See footnotes at end of table.

Digitized for FRASER
http://fraser.stlouisfed.org/
Federal Reserve Bank of St. Louis

Table 5. Producer price indexes for the net output of selected industries and their products—Continued

Industry and product[1]	Industry code	Product code	Index base	Index			Unadjusted percent change to Apr. 1994 from —	
				Dec. 1993[2]	Mar. 1994[2]	Apr. 1994[2]	Apr. 1993	Mar. 1994
Household cooking equipment and parts—Continued								
Outdoor cooking equipment and all other household cooking equipment except gas and electric		3631-4						
Outdoor cooking equipment		3631-4A	06/81	119.8	120.4	120.4	2.6	0
Portable outdoor cooking units		3631-412	06/81	116.0	116.7	116.7	2.8	0
Solid fuel consuming		3631-41211	06/81	135.2	(3)	(3)	(3)	(3)
Other fuel consuming		3631-41213	06/81	101.6	(3)	(3)	(3)	(3)
Secondary products and miscellaneous receipts		3631-SM						
Secondary products		3631-S	06/81	138.9	138.9	138.9	.3	0
Other secondary products		3631-SSS	06/81	135.7	135.7	135.7	.2	0
Household refrigerators and freezers	3632		12/81	115.7	116.0	116.0	1.7	0
Primary products		3632-P	12/81	113.9	114.1	114.1	1.1	0
Household refrigerators, including combination refrigerator-freezers, complete units		3632-1	12/81	112.8	112.9	112.9	1.3	0
14.4 cubic feet and under		3632-102	12/81	110.0	110.3	110.3	.3	0
17.5 to 19.4 cubic feet		3632-143	12/81	106.5	106.2	(3)	(3)	(3)
Home and farm freezers, complete units for freezing and/or storing food		3632-2	04/82	116.1	116.2	116.2	-.3	0
Secondary products and miscellaneous receipts		3632-SM						
Secondary products		3632-S	12/81	126.9	127.8	127.8	3.4	0
Household laundry equipment	3633		12/79	136.0	135.8	135.9	-.5	.1
Primary products		3633-P	12/79	135.7	135.5	135.6	-.8	.1
Household mechanical washing machines, dryers, and washer-dryer combinations		3633-1	12/79	127.8	127.6	127.7	-1.0	.1
Washing machines, mechanical, electric		3633-1A	12/79	122.6	122.3	122.1	-1.5	-.2
Fully automatic and semi-automatic, standard size		3633-131	12/79	122.3	122.0	121.8	-1.5	-.2
Dryers, mechanical		3633-15	12/79	137.7	137.4	138.3	-.2	.7
Electric		3633-155	12/79	139.1	138.9	139.7	-.2	.6
Other equipment and parts		3633-3						
Secondary products and miscellaneous receipts		3633-SM						
Electric housewares and fans	3634		12/82	114.6	114.5	114.6	.4	.1
Primary products		3634-P	12/82	112.2	112.1	112.1	-.2	0
Electric fans, except industrial, excluding parts		3634-1	12/82	110.1	108.1	108.1	-2.3	0
Kitchen ventilating and exhaust fans, including range and oven hoods		3634-18	12/82	116.0	116.4	116.5	-.3	.1
Electric range hoods, ducted and nonducted		3634-184	12/82	118.1	118.1	118.0	.9	-.1
All other kitchen ventilating and exhaust fans		3634-187	12/82	114.0	(3)	(3)	(3)	(3)
All other household fans, excluding roof ventilators, furnace and air conditioning fans		3634-198	12/82	106.0	(3)	107.6	-.4	(3)
Small household appliances, excluding parts		3634-5	12/82	111.8	112.0	112.0	-.2	0
Air space heaters		3634-54	12/82	133.9	134.9	135.1	-1.0	.1
Portable room heaters		3634-541	12/82	124.0	124.0	124.0	-2.6	0
Space heater for fixed installation, all types		3634-545	12/82	140.0	(3)	142.0	-.1	(3)
All others, excluding warm air furnaces		3634-54502	12/82	138.6	(3)	143.0	-1.0	(3)
Electric fry pans (skillet)		3634-542	12/82	112.8	115.2	115.2	5.5	.0
Household food preparation appliances		3634-57	12/82	98.3	98.3	98.3	-.2	0
Food mixers, including standard attachments		3634-571	12/82	101.0	101.0	101.0	-.3	0
Stand mixers		3634-57102	06/87	103.0	103.0	103.0	-1.0	0
All other household food preparation appliances		3634-578	12/82	87.8	88.2	88.2	.5	0
All other electric appliances		3634-598	12/82	119.3	119.5	119.5	.3	0
All other electric appliances		3634-59805	12/82	129.2	129.3	129.3	.3	0
Parts and attachments for small electric appliances		3634-9						
All other parts and attachments		3634-912	12/82	119.6	119.6	119.6	2.7	0
Secondary products and miscellaneous receipts		3634-SM						
Miscellaneous receipts		3634-M						
Resales		3634-Z89	01/86	98.5	95.5	97.5	0	2.1
Secondary products		3634-S	12/82	138.0	139.0	139.0	4.1	0
Household vacuum cleaners	3635		12/82	122.9	123.6	123.1	2.9	-.4
Primary products		3635-P	12/82	121.8	122.5	121.9	3.0	-.5
Household vacuum cleaners, including parts and attachments		3635-1	12/82	121.8	122.5	121.9	3.0	-.5
Hand held vacuum cleaners		3635-111	12/82	118.7	119.5	119.5	.7	0
Upright vacuum cleaners		3635-133	12/82	111.3	113.3	113.3	1.6	0
Canister, tank, and all other general purpose vacuum cleaners		3635-137	12/82	111.8	111.9	110.7	-.6	-1.1
Complete power units, central system type		3635-141	12/82	140.1	140.1	140.1	0	0
Secondary products and miscellaneous receipts		3635-SM						
Secondary products		3635-S	12/82	128.8	128.5	128.5	-.2	0
Other secondary products		3635-SSS	12/82	129.3	129.3	129.3	0	0
Household appliances, n.e.c.		3639-S	12/82	128.4	127.8	127.8	-.5	0
Household appliances, not elsewhere classified	3639		12/82	125.7	127.5	127.3	1.4	-.2
Primary products		3639-P	12/82	123.7	125.7	125.6	1.6	-.1
Electric water heaters		3639-1	12/82	126.1	127.4	127.5	.8	.1
Electric water heaters, storage type		3639-101	12/82	126.1	127.4	127.5	.8	.1
Electric water heaters, storage type, 35 to 44 gallons		3639-10112	12/82	131.9	131.7	131.8	-.9	.1
Electric water heaters, storage type, 45 to 54 gallons		3639-10114	12/82	118.8	119.5	119.9	1.0	.3
Electric water heaters, storage type, 55 gallons and over		3639-10115	12/82	129.2	(3)	127.7	-1.8	(3)
Non-electric water heaters		3639-2	12/82	135.4	140.8	140.3	3.2	-.4

See footnotes at end of table.

Digitized for FRASER
http://fraser.stlouisfed.org/
Federal Reserve Bank of St. Louis

Table 5. Producer price indexes for the net output of selected industries and their products—Continued

Industry and product[1]	Industry code	Product code	Index base	Index			Unadjusted percent change to Apr. 1994 from —	
				Dec. 1993[2]	Mar. 1994[2]	Apr. 1994[2]	Apr. 1993	Mar. 1994
Household appliances, not elsewhere classified—Continued								
Gas water heaters, direct fired storage type		3639-212	12/82	134.1	139.7	139.2	3.3	-0.4
Gas water heaters, direct fired storage type, 34 gallons and under		3639-21202	12/82	124.9	(3)	127.2	1.5	(3)
Gas water heaters, direct fired storage type, 35 to 44 gallons		3639-21204	12/82	121.2	124.6	123.1	2.5	-1.2
Gas water heaters, direct fired storage type, 45 to 54 gallons		3639-21206	12/82	145.4	(3)	148.5	1.0	(3)
Other major household appliances, n.e.c.		3639-5	12/82	113.3	113.3	(3)	(3)	(3)
Secondary products and miscellaneous receipts		3639-SM						
Miscellaneous receipts		3639-M						
Electric lighting and wiring equipment	364		12/84	122.4	122.7	122.8	.5	.1
Electric lamp bulbs and tubes	3641		12/83	112.5	112.3	112.1	-1.1	-.2
Primary products		3641-P	12/83	111.6	111.4	111.1	-1.0	-.3
Large incandescent lamps, except photographic and Christmas tree		3641-2	12/83	111.0	111.1	111.0	-.1	-.1
General lighting		3641-21	12/83	108.8	(3)	(3)	(3)	(3)
White lamps, 15-150 watts, 100-130 volts		3641-211	12/83	114.3	(3)	(3)	(3)	(3)
Other than white lamps, 15-150 watts, 100-130 volts		3641-212	12/83	105.0	(3)	(3)	(3)	(3)
Three-way lamps, 100-130 volts		3641-221	07/85	(3)	(3)	(3)	(3)	(3)
Miniature incandescent lamps, except Christmas tree		3641-3	12/83	112.2	112.5	112.3	0	-.2
Electric discharge lamps, except Christmas tree		3641-4	12/83	111.4	110.5	110.4	-2.3	-.1
Fluorescent, hot cathode		3641-42	12/83	104.2	102.9	102.7	-3.5	-.2
Slimline, single pin base, including rapid start		3641-421	12/83	103.3	99.6	(3)	(3)	(3)
Other fluorescent hot cathode lamps, 40 watts and over, including preheat-rapid start		3641-425	12/83	105.1	105.1	(3)	(3)	(3)
Miscellaneous electrical discharge		3641-43	12/83	129.8	129.9	129.9	.1	0
General lighting high intensity lamps		3641-432	12/91	107.6	107.6	(3)	(3)	(3)
Sodium, photo-chemical and other miscellaneous electrical discharge		3641-433	12/83	126.6	127.3	127.3	.6	0
Secondary products and miscellaneous receipts		3641-SM						
Secondary products		3641-S	12/83	149.1	148.9	148.9	1.1	0
Current-carrying wiring devices	3643		12/81	139.3	139.8	139.9	.7	.1
Primary products		3643-P	12/81	138.1	138.5	138.6	.8	.1
Current-carrying wiring devices		3643-1	12/81	138.1	138.5	138.6	.8	.1
Lampholders		3643-1A	12/81	169.8	170.3	170.3	.7	0
Incandescent lampholders		3643-103	12/81	(3)	178.7	178.7	(3)	0
General use flush mounted switches for switch or outlet boxes, except dimmers		3643-1C	12/81	(3)	189.8	189.8	(3)	.0
AC single pole, excluding mercury switches		3643-137	12/81	(3)	92.1	92.1	(3)	0
Special purpose switches		3643-1D	12/81	121.7	122.0	122.0	.2	0
Automotive and aircraft type switches		3643-174	12/81	(3)	(3)	(3)	(3)	(3)
Dimmers and all other special purpose switches		3643-177	12/81	137.1	140.4	(3)	(3)	(3)
Wire connectors		3643-1E	12/81	(3)	129.0	129.0	(3)	0
Pressure connector for use with screw, cone or other mechanical device		3643-182	12/93	100.0	100.0	100.0	(3)	0
Blade or pin type, separable terminations and splicers		3643-188	12/93	100.0	99.0	99.0	(3)	0
All other wire connectors		3643-189	12/86	(3)	103.8	103.8	(3)	0
Attachment plug caps and flanged inlets, excluding pin and sleeve		3643-1F	12/86	131.6	(3)	(3)	(3)	(3)
Convenience and power outlets, excluding pin and sleeve		3643-1G	12/81	111.4	(3)	(3)	(3)	(3)
Convenience and power outlets: 2-pole, 3-wire and up (flush), nonlocking, 15 amps and under		3643-131	12/81	125.9	(3)	(3)	(3)	(3)
Convenience and power outlets, attachment plug caps, and connector bodies: pin and sleeve		3643-127	12/81	(3)	218.2	218.2	(3)	0
Metal contacts, precious and all other		3643-175	12/81	(3)	112.4	112.4	(3)	0
Terminal blocks		3643-197	12/81	(3)	168.9	170.7	(3)	1.1
All other current-carrying wiring devices		3643-198	12/81	137.0	136.9	137.7	1.3	.6
Secondary products and miscellaneous receipts		3643-SM						
Miscellaneous receipts		3643-M						
Resales		3643-Z89	12/93	100.0	100.7	100.7	(3)	0
Secondary products		3643-S	12/81	143.8	145.1	145.3	.4	.1
Other secondary products		3643-SSS	12/81	145.9	146.3	146.7	-.1	.3
Noncurrent-carrying wiring devices		3644-S	12/93	100.0	102.5	102.5	(3)	0
Noncurrent-carrying wiring devices	3644		12/81	157.8	160.6	160.2	2.6	-.2
Primary products		3644-P	12/81	152.0	154.7	154.4	2.1	-.2
Electrical transmission line and utility pole hardware		3644-1	12/81	136.3	139.1	139.0	2.6	-.1
Pole and transmission line construction materials, commercially available		3644-112	12/81	136.3	138.9	138.8	2.5	-.1
Pole and transmission line anchors		3644-113	12/93	100.0	103.3	103.2	(3)	-.1
Electrical conduit and conduit fittings		3644-2	12/81	143.5	146.5	146.2	2.3	-.2
Electrical conduit, raceways, and wireways		3644-21	12/86	111.1	113.4	113.3	2.8	-.1
Nonmetallic conduit, rigid, including plastics		3644-214	12/86	147.0	(3)	(3)	(3)	(3)
Flexible nonmetallic conduit, including plastics and liquid-tight		3644-217	12/86	124.3	125.8	125.2	.7	-.5
Metal raceways and wireways, including fittings: surface and underfloor		3644-218	12/81	141.8	143.8	143.8	2.1	0
Surface		3644-21834	12/93	100.0	102.0	102.0	(3)	0
Electrical conduit fittings		3644-28	12/86	135.7	138.6	137.8	1.5	-.6
Rigid metal conduit fittings: cast conduit bodies, covers, and gaskets		3644-281	12/81	228.6	244.4	238.0	4.1	-2.6

See footnotes at end of table.

Digitized for FRASER
http://fraser.stlouisfed.org/
Federal Reserve Bank of St. Louis

Table 5. Producer price indexes for the net output of selected industries and their products—Continued

Industry and product[1]	Industry code	Product code	Index base	Index			Unadjusted percent change to Apr. 1994 from —	
				Dec. 1993[2]	Mar. 1994[2]	Apr. 1994[2]	Apr. 1993	Mar. 1994
Noncurrent-carrying wiring devices—Continued								
All other rigid metal conduit fittings, including couplings, nipples, bends, and elbows		3644-282	12/81	168.2	173.9	173.3	3.0	-0.3
All other rigid metal conduit fittings		3644-28259	12/93	100.0	105.7	103.6	(3)	-2.0
EMT fittings (couplings and connectors), all types		3644-284	12/81	131.4	131.8	(3)	(3)	(3)
Set screw type		3644-28457	12/93	100.0	100.3	(3)	(3)	(3)
Cable, cord, and flexible conduit fittings		3644-286	04/82	159.3	159.8	159.8	-1.1	0
Armored cable, metallic sheathed cable, and flexible conduit fittings		3644-28611	04/82	(3)	150.0	150.1	(3)	.1
All other electrical conduit fittings		3644-287	12/81	158.2	158.3	(3)	(3)	(3)
All other noncurrent-carrying wiring devices		3644-3	12/81	179.6	181.6	181.1	1.6	-.3
Stamped metal boxes, covers, and accessories, including stamped conduit boxes		3644-33	12/81	184.7	185.6	184.7	.2	-.5
Stamped metal switch and receptacle boxes		3644-331	12/81	176.7	177.6	177.6	.5	0
Stamped metal outlet boxes		3644-332	12/81	204.8	(3)	(3)	(3)	(3)
Cast metal boxes, covers, gaskets, and accessories		3644-34	12/81	183.2	185.1	185.1	1.5	0
Outlet type		3644-342	12/93	100.0	103.2	103,2	(3)	0
Junction type		3644-343	12/81	163.2	(3)	(3)	(3)	(3)
Plastic boxes and covers		3644-35	12/81	153.8	(3)	(3)	(3)	(3)
Plastic boxes and covers		3644-357	12/81	153.8	(3)	(3)	(3)	(3)
All other noncurrent-carrying wiring devices		3644-37	12/81	164.5	167.3	167.0	4.2	-.2
All other noncurrent-carrying wiring devices, n.e.c.		3644-379	12/93	100.0	101.9	101.7	(3)	-.2
Secondary products and miscellaneous receipts		3644-SM						
Miscellaneous receipts		3644-M	12/86	119.8	(3)	(3)	(3)	(3)
Resales		3644-Z89	12/86	120.2	(3)	(3)	(3)	(3)
Secondary products		3644-S	12/81	180.8	183.4	183.2	4.3	-.1
Current-carrying wiring devices		3643-S	12/81	188.4	192.5	191.9	2.1	-.3
Other secondary products		3644-SSS	12/81	179.1	181.2	181.1	5.1	-.1
Residential lighting fixtures	3645		12/83	134.7	134.8	134.9	.7	.1
Primary products		3645-P	12/83	132.1	133.3	133.3	1.4	0
Electric residential fixtures, except portable including parts		3645-1	12/83	129.9	130.9	131.1	1.8	.2
Incandescent interior including bath or kitchen		3645-11	12/83	129.9	130.4	130.7	1.2	.2
Ceiling or pendant		3645-111	12/83	131.8	132.8	132.7	1.0	-.1
Wall or bracket		3645-112	12/83	118.8	117.4	119.1	2.4	1.4
Incandescent outdoor		3645-12	12/83	129.4	132.9	132.9	2.9	0
Fixture attached to house		3645-121	12/83	129.6	130.9	130.9	1.0	0
Fixture not attached to house		3645-122	12/83	123.0	130.2	130.5	6.7	.2
Flourescent		3645-131	12/91	106.1	106.1	106.1	2.5	0
Components and renewal parts for residential fixtures		3645-141	12/83	138.0	141.7	141.7	2.7	0
Portable electric residential fixtures		3645-7	12/83	134.7	136.1	135.8	1.0	-.2
Incandescent portable lamps complete with shade		3645-71	12/83	136.1	137.0	136.7	.6	-.2
Floor lamps		3645-7121	12/83	135.4	136.2	136.2	3.9	0
Wall lamps, including adjustable types		3645-7122	12/83	82.9	84.3	84.3	1.7	0
Table lamps		3645-7123	12/83	143.7	144.6	144.1	-.3	-.3
Other portable lamps		3645-7129	12/83	135.7	137.0	137.0	1.0	0
Lamps sold without shades, including floor and table lamps		3645-721	12/83	113.4	113.4	113.4	0	0
Secondary products and miscellaneous receipts		3645-SM						
Miscellaneous receipts		3645-M	12/91	100.6	80.1	82.3	(3)	2.7
Resales		3645-Z89	12/91	100.6	80.1	82.3	(3)	2.7
Secondary products		3645-S	12/83	160.6	162.6	162.5	3.2	-.1
Secondary products		3645-SS	12/91	103.7	105.0	104.9	3.1	-.1
Commercial lighting fixtures	3646		06/81	141.5	140.9	140.8	.4	-.1
Primary products		3646-P	06/81	139.8	139.2	139.1	.4	-.1
Electric lighting fixtures, commercial and institutional types		3646-2	06/81	136.6	135.9	135.8	.4	-.1
Incandescent fixtures		3646-201	06/81	153.8	153.8	153.8	.9	0
Utilitarian and ornamental types, pendant or surface mounted		3646-20111	06/81	174.9	(3)	(3)	(3)	(3)
Utilitarian and ornamental types, recessed		3646-20115	06/81	168.1	(3)	(3)	(3)	(3)
Other incandescent fixtures, including portable		3646-20119	06/81	111.1	111.1	111.1	.2	0
Mercury and other high-intensity discharge fixtures		3646-202	06/81	154.7	157.3	155.8	.3	-1.0
Fluorescent fixtures, except portable		3646-203	06/81	129.1	127.8	127.7	-.1	-.1
Recessed air handling		3646-20351	06/81	125.4	126.5	125.6	.6	-.7
Recessed non-air handling		3646-20353	06/81	124.8	120.6	120.9	-1.9	.2
Striplights		3646-20354	06/81	122.6	122.6	122.6	1.4	0
Ceiling systems		3646-20355	06/81	124.9	(3)	(3)	(3)	(3)
Plastic wraparound		3646-20356	06/81	123.6	(3)	(3)	(3)	(3)
Surface or pendant		3646-20358	06/81	163.7	163.7	163.7	2.6	0
All other fluorescent fixtures		3646-20363	03/87	(3)	118.0	118.0	(3)	0
Component or renewal parts for commercial or institutional fixtures, sold separately		3646-204	06/81	148.2	148.2	148.6	1.6	.3
Electric lighting fixtures, industrial types		3646-3	06/81	154.1	154.1	154.1	.7	0
General fixtures, except portable		3646-305	06/81	147.2	147.1	147.1	-.6	0
Fluorescent fixtures		3646-30513	06/81	143.1	143.0	143.0	-1.4	0
Mercury and other high-intensity discharge fixtures		3646-30521	06/81	140.2	(3)	(3)	(3)	(3)
Other industrial fixtures		3646-306	08/83	154.3	(3)	(3)	(3)	(3)
Secondary products and miscellaneous receipts		3646-SM						
Secondary products		3646-S	06/81	160.1	159.8	159.8	.5	0
Secondary products		3646-SS	06/81	160.1	(3)	(3)	(3)	(3)

See footnotes at end of table.

Digitized for FRASER
http://fraser.stlouisfed.org/
Federal Reserve Bank of St. Louis

Table 5. Producer price indexes for the net output of selected industries and their products—Continued

Industry and product[1]	Industry code	Product code	Index base	Index			Unadjusted percent change to Apr. 1994 from —	
				Dec. 1993[2]	Mar. 1994[2]	Apr. 1994[2]	Apr. 1993	Mar. 1994
Vehicular lighting equipment	3647		12/83	122.8	122.3	123.9	0.5	1.3
Primary products		3647-P	12/83	110.6	110.8	111.7	1.1	.8
Vehicular lighting equip., motor vehicle & other than motor vehicle use, excl. bulbs		3647-1	12/83	110.6	110.8	111.7	1.1	.8
Motor vehicle lighting equipment		3647-11	12/83	107.7	107.7	108.2	.7	.5
Spot, fog, and auxiliary motor vehicle lighting equipment		3647-111	12/83	119.3	119.4	119.4	.1	0
Spot, fog, and auxiliary lighting equipment: domestic replacement		3647-1111	12/83	125.0	125.1	125.3	.2	.2
Spot, fog, & auxiliary lighting equip shipped to U.S. motor vehicle mfg. as original equipment		3647-1112	12/83	113.0	113.0	113.0	[3]	0
All other motor vehicle lighting equipment		3647-112	12/83	106.4	106.4	107.0	.8	.6
All other motor vehicle lighting equipment: domestic replacement		3647-1121	12/83	128.1	128.1	132.2	3.7	3.2
All other motor vehicle lighting equipment shipped to U.S. motor vehicle mfg. as original equi		3647-1122	12/83	101.4	101.4	101.4	.1	0
Composite headlamp assemblies (excluding bulbs)		3647-113	06/93	100.1	100.1	100.8	[3]	.7
Composite headlamp assemblies: shipments to U.S. motor vehicle mfgs. as original equip		3647-1132	06/93	100.1	100.1	100.1	[3]	0
Other than motor vehicle lighting equipment including fluorescent fixtures		3647-12	12/83	138.2	139.9	144.9	5.0	3.6
Component and renewal parts for vehicular lighting equipment		3647-13	06/93	[3]	99.1	[3]	[3]	[3]
Secondary products and miscellaneous receipts		3647-SM						
Miscellaneous receipts		3647-M	12/83	87.2	84.0	87.5	[3]	4.2
Secondary products		3647-S	12/83	150.7	151.4	152.1	[3]	.5
Lighting equipment, n.e.c.	3648		06/85	113.5	113.6	113.6	-.9	.0
Primary products		3648-P	06/85	113.4	113.6	113.6	-.9	0
Outdoor lighting equipment, including parts		3648-5	06/85	114.3	114.3	114.4	-1.4	.1
Street and highway lighting luminaires, including bridge and tunnel lighting		3648-51	06/85	122.1	122.1	122.3	-.2	.2
Mercury and other high-intensity discharge types, enclosed		3648-514	12/90	102.9	102.9	103.0	.1	.1
Floodlighting, area, sports, and site lighting luminaires		3648-52	06/85	105.0	105.4	105.4	-2.3	0
Mercury/other high-intensity discharge types, general purpose floodlighting		3648-524	06/85	98.5	99.0	99.1	-1.5	.1
Site lighting, under 20 foot mounting		3648-529	06/85	107.4	[3]	[3]	[3]	[3]
Large area lighting 20-60 foot mounting		3648-531	06/85	101.7	102.2	102.2	-1.9	0
Bldg. mounted (such as high-intensity discharge, incandescent and quartz)		3648-532	06/85	101.3	101.6	101.6	0	0
Poles, standards, newels, brackets, and accessories		3648-54	06/85	127.6	127.6	127.6	-.9	0
Other floodlighting and area lighting equipment		3648-55	06/85	112.9	111.1	111.1	-1.3	0
All other outdoor lighting equipment		3648-552	06/85	121.9	121.8	121.8	.2	0
Other electric and nonelectric lighting equipment, including parts and accessories		3648-9	06/85	111.5	112.1	112.0	.4	-.1
Other electric and nonelectric lighting equipment, except hand portable		3648-92	06/85	106.9	108.1	107.9	.2	-.2
Other incandescent, incl. marine markers or beacons, railway route lighting equipment		3648-922	06/85	91.7	92.2	[3]	[3]	[3]
Parts and accessories for other electric lighting fixtures, n.e.c.		3648-925	06/85	113.1	112.6	112.6	-3.8	0
Nonelectric lighting equipment, including parts		3648-93	06/85	77.4	77.4	77.4	0	0
Lamps and lanterns, including kerosene, gasoline, propane, butane		3648-931	12/90	104.4	104.4	104.4	0	0
Secondary products and miscellaneous receipts		3648-SM						
Miscellaneous receipts		3648-M	05/89	105.9	105.9	105.9	0	0
Secondary products		3648-S	06/85	115.1	114.4	114.4	-.7	0
Commercial lighting fixtures		3646-S	06/85	113.6	112.6	112.6	-1.1	0
Other secondary products		3648-SSS	06/85	114.4	114.4	114.4	0	0
Radio and television receiving equipment, except communication types	365		12/84	93.8	92.4	92.5	-.1	.1
Household audio & video equipment	3651		03/80	84.8	84.6	84.6	.2	0
Primary products		3651-P	03/80	82.3	82.2	82.2	.2	0
Television receivers, including combination models		3651-2	03/80	73.6	73.4	73.3	0	-.1
Console and consolette TV receiver, color		3651-204	03/80	87.4	86.5	86.5	8.3	0
Table and portable		3651-21	03/80	66.5	66.5	66.4	-1.8	-.2
Color TV over 17 inch		3651-216	03/80	66.1	66.1	66.0	-1.5	-.2
Projection televisions		3651-222	12/92	93.4	93.4	93.4	-3.3	0
High fidelity equipment and components		3651-4	03/80	121.9	122.0	122.7	1.7	.6
Consumer high fidelity components		3651-4B	03/80	112.5	112.8	113.9	3.5	1.0
Power amplifiers		3651-426	12/92	101.0	101.3	102.5	2.5	1.2
Other equipment and accessories, including speakers		3651-5	03/80	130.0	130.1	130.2	.5	.1
Loudspeaker systems		3651-5A	03/80	128.6	128.4	128.2	-.2	-.2
Bookshelf type		3651-556	03/80	114.2	114.4	114.4	1.1	0
Floor standing		3651-557	03/80	141.4	140.4	141.4	1.4	.7
Other loudspeaker systems		3651-568	03/80	123.3	123.9	120.4	-7.2	-2.8
Loudspeakers sold separately		3651-554	03/80	122.5	123.0	123.5	1.2	.4
Other equipment & accessories		3651-599	12/92	100.4	101.0	101.0	1.0	0
Secondary products and miscellaneous receipts		3651-SM						
Miscellaneous receipts		3651-M	12/86	90.9	90.9	90.9	[3]	0
Resales		3651-Z89	12/86	90.9	90.9	90.9	[3]	0
Secondary products		3651-S	03/80	152.6	152.6	151.3	-.7	-.9
Other secondary products		3651-SSS	12/92	98.8	98.9	98.9	.6	0

See footnotes at end of table.

Digitized for FRASER
http://fraser.stlouisfed.org/
Federal Reserve Bank of St. Louis

Table 5. Producer price indexes for the net output of selected industries and their products—Continued

Industry and product[1]	Industry code	Product code	Index base	Index			Unadjusted percent change to Apr. 1994 from —	
				Dec. 1993[2]	Mar. 1994[2]	Apr. 1994[2]	Apr. 1993	Mar. 1994
Phonograph records and prerecorded audio tapes and disks	3652		12/84	104.3	99.3	99.8	-0.9	0.5
Primary products		3652-P	12/84	104.4	99.3	99.8	-1.0	.5
Phonograph records, compact audio discs, and other audio-encoded disk recordings		3652-1	12/84	110.7	106.5	105.1	-2.6	-1.3
45 RPM phonograph records, except monaural and 12 inch diameter		3652-12	06/92	99.5	99.2	(3)	(3)	(3)
Released for wholesale, retail and/or direct distribution		3652-122	12/84	115.3	115.0	(3)	(3)	(3)
33 1/3 RPM phonograph records, except monaural and non-vinyl		3652-13	06/92	105.6	119.4	97.9	-3.6	-18.0
Released for wholesale, retail and/or direct distribution		3652-131	12/84	106.0	120.2	(3)	(3)	(3)
Manufactured on a fee or contract basis		3652-135	12/84	117.3	117.3	117.3	7.1	0
Compact audio discs (CD's)		3652-15	06/92	103.5	97.6	98.0	-2.7	.4
Released for wholesale, retail and/or direct distribution		3652-151	06/92	107.7	100.2	102.1	.3	1.9
Compact disc singles		3652-15101	06/92	100.4	100.7	(3)	(3)	(3)
Compact disc albums		3652-15102	06/92	107.7	100.2	102.1	.3	1.9
Manufactured on a fee or contract basis		3652-152	06/92	92.6	90.9	87.5	-10.5	-3.7
Prerecorded audio cassettes and tapes		3652-2	12/84	104.8	98.7	100.7	.4	2.0
Cassettes released for wholesale, retail and/or direct distribution, except DAT		3652-284	12/84	106.0	98.8	101.2	1.0	2.4
Cassette singles		3652-28401	06/92	101.1	(3)	99.6	.2	(3)
Cassette albums		3652-28402	06/92	104.5	97.1	99.6	1.0	2.6
Manufactured on a fee or contract basis		3652-288	12/84	90.2	89.8	89.8	-3.1	0
Secondary products and miscellaneous receipts		3652-SM						
Miscellaneous receipts		3652-M	12/84	107.5	106.9	106.7	-4.2	-.2
Contract work and other miscellaneous receipts		3652-XY9	12/84	106.5	106.6	106.4	-5.0	-.2
Communication equipment	366		12/85	112.6	113.6	113.8	2.4	.2
Telephone & telegraph apparatus	3661		12/85	116.4	117.8	117.8	3.3	0
Primary products		3661-P	12/85	116.4	118.0	118.0	3.4	0
Line transmission (carrier) equipment		3661-A						
Digital subscriber loop line transmission equipment (except optical)		3661-A12	12/85	125.5	126.1	126.1	.5	0
Digital voice/data trunk equipment		3661-A22	12/85	130.8	131.2	131.2	2.3	0
Voice frequency equipment		3661-A53	12/85	158.3	158.3	158.3	0	0
Switching equipment		3661-B	12/85	107.8	109.2	109.2	2.8	0
Central office switches (common carrier)		3661-B1	12/85	115.2	115.2	115.2	0	0
Digital central office switches		3661-B15	12/85	109.8	109.8	109.8	0	0
Private branch exchange (PBX)		3661-B2	12/85	97.9	97.9	97.9	6.9	0
Digital PBX		3661-B25	12/85	93.4	93.4	93.4	6.9	0
Digital PBX, over 400 lines		3661-B2502	12/85	90.1	90.1	90.1	1.6	0
Other telephone switching equipment		3661-B5	12/85	97.7	101.7	101.7	4.6	0
Other telephone switching equipment		3661-B51	12/85	99.8	99.8	99.8	0	0
Parts, components and subassemblies for telephone switching and switchboard equipment, n.e.c.		3661-B59	06/90	110.1	117.0	(3)	(3)	(3)
User terminals and interface equipment		3661-C	12/85	89.1	89.1	89.0	-4.5	-.1
Telephone sets		3661-C1	12/85	81.3	81.5	81.3	-2.8	-.2
Basic set		3661-C13	12/85	86.5	86.4	86.3	0	-.1
Multi-frequency dial type telephone set		3661-C1302	12/85	82.1	81.2	80.8	.4	-.5
Other telephone sets/stations		3661-C15	12/85	88.3	88.4	88.3	-3.3	-.1
Key type telephone set		3661-C1501	12/85	113.7	114.1	113.7	1.2	-.4
Other telephone & telegraph apparatus		3661-D						
Other telephone & telegraph apparatus		3661-D1234	12/85	119.2	123.2	123.2	11.0	0
Secondary products and miscellaneous receipts		3661-SM						
Miscellaneous receipts		3661-M	12/85	128.3	128.3	128.3	4.9	0
Radio and television broadcast and communication equipment	3663		12/91	103.2	103.6	104.2	1.6	.6
Primary products		3663-P	12/91	103.4	104.0	104.6	1.6	.6
Communication equipment (except wire telephone and broadcast, cable or studio equipment)		3663-1	12/85	111.5	112.2	112.9	1.8	.6
Point-to-point transmitters, receivers, and power amplifiers (except satellite and amateur)		3663-133	12/85	121.6	121.6	120.0	-1.3	-1.3
Space satellite communication and related equipment		3663-143	12/85	93.3	93.3	93.3	-.1	0
Mobile radio, airborne, marine, and ground (except amateur, CB and portable)		3663-145	12/85	107.5	107.6	107.5	-2.5	-.1
Other communication equipment		3663-152	12/85	117.8	118.1	120.9	5.2	2.4
Telemetering equipment sold separately		3663-15201	12/91	105.6	(3)	(3)	(3)	(3)
Microwave and communication antenna		3663-15203	12/91	101.2	103.4	103.5	2.6	.1
Communication systems, equipment and devices, n.e.c.		3663-15209	12/91	107.4	107.4	110.4	6.2	2.8
Broadcast, cable, studio and related communication equipment		3663-2	12/85	106.7	106.7	107.0	-.4	.3
Studio equipment, audio and video including amplifiers, consoles, cameras, power supplies		3663-211	12/85	96.6	96.6	96.6	-3.4	0
Cable & CCTV equipment and theater & commercial sound equipment		3663-231	12/85	113.3	113.3	114.2	1.5	.8
Other broadcast and related equipment		3663-241	12/91	104.3	103.9	103.9	2.2	0
Secondary products and miscellaneous receipts		3663-SM						
Miscellaneous receipts		3663-M	12/91	102.4	101.7	101.7	-1.0	0
Other contract work and other miscellaneous receipts		3663-XY9	12/91	104.3	103.0	103.0	-1.8	0
Secondary products		3663-S	12/91	102.4	102.3	103.2	3.5	.9
Other secondary products		3663-SSS	12/91	114.6	119.4	121.4	11.6	1.7
Search, detection, navigation, guidance, aeronautical and navigational systems instruments		3812-S	12/91	92.6	88.5	88.5	-4.2	0

See footnotes at end of table.

Digitized for FRASER
http://fraser.stlouisfed.org/
Federal Reserve Bank of St. Louis

Table 5. Producer price indexes for the net output of selected industries and their products—Continued

Industry and product[1]	Industry code	Product code	Index base	Index			Unadjusted percent change to Apr. 1994 from —	
				Dec. 1993[2]	Mar. 1994[2]	Apr. 1994[2]	Apr. 1993	Mar. 1994
Communications equipment, n.e.c.	3669		12/91	101.6	104.0	103.7	2.0	-0.3
Primary products		3669-P	12/91	101.6	102.8	102.4	.7	-.4
Alarm systems		3669-1	12/85	103.2	103.5	102.9	-.7	-.6
Intrusion detection		3669-111	12/91	103.7	104.1	104.2	.5	.1
Local intrusion detection alarms and alarm systems		3669-11111	12/91	106.7	108.7	108.6	1.9	-.1
Central station and remote notifying intrusion alarms and holdup alarm systems		3669-11113	12/91	99.7	97.7	98.2	-1.5	.5
Fire detection and prevention		3669-13	12/91	98.4	98.6	96.9	-2.6	-1.7
Smoke and heat detection, local		3669-131	12/91	97.1	(3)	94.9	-4.0	(3)
Fire prevention alarm systems, central and remote types		3669-135	12/91	101.6	102.2	102.2	1.0	0
Vehicular and pedestrian traffic control equipment		3669-2	12/85	97.1	99.7	99.7	2.6	0
Signal heads, including parts and accessories		3669-211	12/91	100.0	100.8	100.8	(3)	0
Electronic and electromechanical controllers, detectors and sensors, parts, and accessories		3669-213	12/91	95.8	97.2	97.2	1.4	.0
Railway signals, signal systems, attachments and other safety control equipment		3669-217	12/91	101.5	105.4	105.4	3.8	0
Intercommunications systems, including inductive paging systems (selective calling)		3669-3						
Wired		3669-311	12/91	105.5	109.0	109.2	4.2	.2
Secondary products and miscellaneous receipts		3669-SM						
Secondary products		3669-S	12/91	101.8	111.9	111.9	9.9	0
Electronic components and accessories	367		12/84	105.3	105.5	105.8	.1	.3
Electron tubes, all types	3671		12/85	113.6	113.8	113.8	2.6	0
Primary products		3671-P	12/85	112.8	113.1	113.1	2.2	0
Cathode ray television picture tubes		3671-2	12/85	99.6	99.6	99.6	0	0
Color television picture tubes, new		3671-221	12/85	99.3	99.3	99.3	0	0
20 inch and over		3671-22125	12/85	97.6	97.6	97.6	0	0
Transmitting, power and special purpose tubes		3671-3	12/85	122.4	123.0	123.0	3.4	0
Power and special purpose tubes		3671-301	12/85	134.9	134.9	134.9	1.8	0
Thyratrons and other gas and vapor tubes		3671-30121	12/85	181.3	181.3	181.3	2.1	0
Forward and backward wave tubes		3671-30151	06/90	114.6	114.6	114.6	2.0	0
Light emitting devices		3671-303	12/85	117.2	121.2	121.2	3.6	0
Industrial and military cathode ray tubes		3671-30385	12/85	129.3	133.8	133.8	3.7	0
Miscellaneous special purpose tubes and parts except glass blanks		3671-305	06/90	123.7	123.7	123.7	9.3	0
Printed circuit boards	3672		06/91	95.2	94.5	95.0	-5.1	.5
Primary products		3672-P	06/91	95.2	94.5	95.0	-5.1	.5
Printed circuit or wiring boards and related circuitry on passive substrates		3672-1	06/82	108.9	108.1	108.7	-5.1	.6
Printed circuit boards on rigid substrates		3672-11	06/91	95.4	94.7	95.1	-5.0	.4
Single sided PC board, glass substrate		3672-111	06/82	106.3	104.6	104.6	-4.0	0
Double sided PC board, glass substrate		3672-112	06/82	112.6	112.8	113.3	-.1	.4
Multilayer PC board, glass substrate		3672-113	06/82	110.7	109.5	109.6	-1.7	.1
Semiconductors and related devices	3674		06/81	98.6	98.4	98.9	.7	.5
Primary products		3674-P	06/81	83.0	82.7	83.2	1.0	.6
Integrated circuits		3674-1	06/81	71.9	71.6	72.2	1.3	.8
Digital monolithic integrated circuits		3674-1A	06/81	60.4	60.4	61.1	2.7	1.2
Bipolar		3674-12	06/81	76.9	76.9	76.8	-.5	-.1
Memory		3674-121	06/81	(3)	(3)	(3)	(3)	(3)
Other		3674-12106	06/91	(3)	(3)	(3)	(3)	(3)
Logic		3674-122	06/81	95.2	95.2	95.2	4.8	0
TTL (transistor transistor logic)		3674-12201	06/81	93.9	93.9	93.9	3.5	0
Other bipolar logic		3674-12205	06/91	70.6	70.6	70.6	-4.2	0
MOS (metal oxide on silicon)		3674-13	06/81	48.2	48.0	49.0	4.7	2.1
Microprocessor		3674-131	06/81	70.6	69.3	70.6	1.0	1.9
Less than 16 bit		3674-13101	06/91	93.9	93.9	93.9	0	0
16 bit to less than 32 bit		3674-13102	06/91	96.4	91.1	96.4	-2.0	5.8
Microcontroller		3674-13222	06/91	98.7	98.7	104.5	4.9	5.9
MOS memory		3674-134	06/81	31.4	31.8	32.4	11.3	1.9
DRAM (dynamic random access memory)		3674-1341	06/91	89.5	94.7	94.7	18.4	0
1 Mbit to less than 4 Mbit		3674-13413	06/91	89.1	95.0	95.0	18.8	0
SRAM (static random access memory)		3674-1342	06/91	68.3	58.5	58.0	-15.1	-.9
Less than 64 Kbits		3674-13421	06/91	105.4	112.5	110.8	6.8	-1.5
EPROM (erasable programmable ROM)		3674-1344	06/91	85.2	85.5	87.1	8.2	1.9
Other MOS digital devices		3674-13471	06/91	76.7	75.4	75.0	-4.5	-.5
Hybrid integrated circuits		3674-11	06/81	116.8	113.9	113.9	-2.1	0
Film interconnected devices		3674-111	06/81	126.9	123.7	123.7	-2.1	0
Thick film, silk screen process		3674-11109	06/81	92.3	92.3	92.3	1.3	0
Analog integrated circuit devices		3674-14	06/81	92.5	92.6	92.7	-1.6	.1
Amplifier		3674-141	06/81	91.4	92.1	92.0	-3.2	-.1
Interface		3674-142	06/81	59.9	60.3	60.2	4.7	-.2
Regulator, reference, conversion, special consumer, and other misc. types		3674-143	06/81	94.9	94.7	94.9	-2.1	.2
Transistors		3674-2	06/81	93.4	92.4	92.5	-.2	.1
Signal		3674-211	06/81	91.4	91.4	91.4	.4	0
Power		3674-222	06/81	98.5	96.2	96.5	-.9	.3
Diodes and rectifiers		3674-3	06/81	124.3	124.1	123.9	0	-.2

See footnotes at end of table.

Digitized for FRASER
http://fraser.stlouisfed.org/
Federal Reserve Bank of St. Louis

Table 5. Producer price indexes for the net output of selected industries and their products—Continued

Industry and product[1]	Industry code	Product code	Index base	Index			Unadjusted percent change to Apr. 1994 from —	
				Dec. 1993[2]	Mar. 1994[2]	Apr. 1994[2]	Apr. 1993	Mar. 1994
Semiconductors and related devices—Continued								
Semiconductor rectifier/power diodes and assemblies rated over 0.5 amp		3674-32242	06/81	142.3	142.0	141.5	1.2	-0.4
Other semiconductor devices and parts		3674-9	06/81	101.0	101.1	101.1	.4	0
Optoelectronic devices		3674-91	06/81	88.4	88.4	88.4	-.3	0
Other optoelectronic devices		3674-91296	06/91	95.7	(3)	95.7	0	(3)
Other finished semiconductor devices		3674-922	06/81	101.0	101.0	101.0	0	0
Semiconductor parts and semi-finished devices		3674-925	06/81	100.3	100.4	100.4	.7	0
Semi-finished dice and wafers		3674-9251	06/81	90.9	91.2	91.2	1.2	0
For integrated circuits		3674-92511	06/91	99.5	99.9	99.9	1.5	0
Semiconductor parts		3674-92597	06/81	117.6	117.6	117.6	0	0
Secondary products and miscellaneous receipts		3674-SM						
Miscellaneous receipts		3674-M	06/91	98.0	98.0	98.0	-1.4	0
Resales		3674-Z89	06/91	97.5	(3)	(3)	(3)	(3)
Secondary products		3674-S	06/81	120.6	120.6	120.6	0	0
Other secondary products		3674-SSS	06/81	97.9	(3)	97.9	.1	(3)
Electronic components, n.e.c.		3679-S	06/81	208.1	208.1	208.1	.1	0
Electronic capacitors	3675		06/81	102.2	101.9	101.9	.3	.0
Primary products		3675-P	06/81	101.3	100.9	100.9	0	0
Plastic-film and/or paper capacitors		3675-A	12/92	100.0	100.0	100.0	0	0
DC, plastic-film and/or paper		3675-A2	12/92	100.0	100.0	100.0	0	0
Tantalum electrolytic capacitors		3675-B	06/86	94.6	94.8	94.6	1.4	-.2
Metal-cased, including foil and wet-slug types		3675-B26	12/92	103.1	103.2	103.7	5.3	.5
Aluminum electrolytic capacitors		3675-C	06/81	128.1	128.1	128.1	0	0
Can styles over 51 mm		3675-C43	12/92	100.0	100.0	100.0	0	0
Ceramic dielectric capacitors		3675-E	06/81	75.2	73.3	73.3	-2.9	0
Single-layer		3675-E1	12/92	100.7	100.7	100.7	.7	0
Chips and other leaded, single-layer including radial-leaded		3675-E18	12/92	100.7	100.7	100.7	.7	0
Multilayer		3675-E2	06/86	94.1	91.5	91.5	-3.3	0
Leaded, multilayer		3675-E25	12/92	100.0	97.7	97.7	-2.3	0
Multilayer chips		3675-E27	06/81	95.0	91.7	91.7	-4.7	0
Secondary products and miscellaneous receipts		3675-SM						
Secondary products		3675-S	06/81	109.5	109.5	109.5	1.8	0
Electronic resistors	3676		12/80	159.8	160.3	160.7	1.4	.2
Primary products		3676-P	12/80	165.3	165.8	166.3	1.5	.3
Variable wirewound resistors		3676-4	12/80	176.8	(3)	(3)	(3)	(3)
Other fixed resistors (capacity 20W or less)		3676-8	12/92	98.7	99.0	99.6	.7	.6
Surface mounted, having two terminals		3676-826	12/92	96.3	(3)	(3)	(3)	(3)
Resistors, having two leads		3676-828	12/92	101.0	101.8	102.7	2.1	.9
Wirewound		3676-82834	12/92	101.1	101.1	102.7	1.6	1.6
Other resistors, having two leads		3676-82836	12/92	100.9	102.3	102.7	2.6	.4
Resistor networks, having more than two leads		3676-829	12/80	72.7	73.0	72.8	-1.6	-.3
Single-in-line		3676-82911	12/92	99.5	100.4	99.9	-1.3	-.5
Miscellaneous resistors		3676-9	12/92	100.2	102.0	101.6	1.4	-.4
Thermistors		3676-912	12/92	100.2	102.2	101.7	1.5	-.5
Electronic coils, transformers, and other inductors	3677		06/82	130.7	131.5	131.6	1.2	.1
Primary products		3677-P	06/82	132.6	133.5	133.7	1.4	.1
Radio frequency chokes		3677-112	06/82	156.2	165.9	165.9	6.2	0
Radio frequency coils		3677-113	06/86	126.9	128.2	128.2	.7	0
Audio transformers		3677-132	06/82	137.7	137.2	137.7	2.0	.4
Low frequency chokes		3677-133	06/82	142.2	145.8	145.8	5.7	0
Plate and filament (power) transformers		3677-141	06/82	115.6	115.8	115.9	.6	.1
Television transformers and reactors		3677-171	06/82	116.7	116.7	116.7	0	0
Toroidal windings, except complete magnetic amplifiers		3677-191	06/82	162.7	163.1	163.1	.2	0
Other inductors for electronic applications		3677-192	06/82	147.0	148.1	148.4	1.4	.2
Secondary products and miscellaneous receipts		3677-SM						
Secondary products		3677-S	06/82	106.0	106.0	106.0	0	0
Other secondary products		3677-SSS	06/82	(3)	100.9	100.9	(3)	0
Connectors for electronic applications	3678		12/80	149.7	151.7	151.8	1.5	.1
Primary products		3678-P	12/80	150.7	153.0	153.1	1.8	.1
Coaxial connector (radio frequency)		3678-1						
Coaxial connector (radio frequency)		3678-121	12/80	221.6	226.3	225.8	1.3	-.2
Cylindrical connectors		3678-2	12/80	144.0	145.6	145.6	3.0	0
Rack and panel connector (rectangular)		3678-3	12/80	125.7	132.9	133.8	5.6	.7
Integral shell and similar types		3678-335	12/80	141.5	141.5	141.5	4.0	0
Subminiature and other		3678-338	12/80	116.4	127.9	129.2	6.6	1.0
Printed circuit connector		3678-4	12/80	120.6	121.6	121.6	1.0	0
Card insertion type		3678-444	12/80	122.1	124.6	124.6	2.3	0
Two-piece type		3678-447	12/80	126.9	126.9	126.9	0	0
Other special types		3678-5	12/80	160.4	160.5	160.5	.1	0
Miscellaneous special purpose type connectors		3678-554	12/80	145.6	146.2	146.2	.6	0
Other special purpose types		3678-556	12/80	134.5	135.7	135.7	1.2	0
Connector parts		3678-6						
Connector parts		3678-661	12/86	112.7	112.7	112.7	1.8	0
Secondary products and miscellaneous receipts		3678-SM						
Secondary products		3678-S	12/80	(3)	(3)	(3)	(3)	(3)
Other secondary products		3678-SSS	12/80	(3)	(3)	(3)	(3)	(3)

See footnotes at end of table.

Digitized for FRASER
http://fraser.stlouisfed.org/
Federal Reserve Bank of St. Louis

Table 5. Producer price indexes for the net output of selected industries and their products—Continued

Industry and product[1]	Industry code	Product code	Index base	Index			Unadjusted percent change to Apr. 1994 from —	
				Dec. 1993[2]	Mar. 1994[2]	Apr. 1994[2]	Apr. 1993	Mar. 1994
Electronic components, n.e.c.	3679		06/82	119.0	119.8	119.9	-0.2	0.1
Primary products		3679-P	06/82	123.1	124.0	123.7	-.6	-.2
Switches, mechanical (for electronic applications)		3679-1	06/82	149.4	151.5	151.5	2.6	0
Other switches: DIP, snap action, thumbwheel and other		3679-113	06/82	167.0	167.5	167.5	1.7	0
Filters, crystals, power converters and related components		3679-2	06/82	135.1	134.8	134.3	-1.8	-.4
Filters and crystals		3679-201	06/82	110.1	109.3	108.0	0	-1.2
Piezoelectric devices		3679-2018	12/86	108.5	106.4	104.3	-2.5	-2.0
Filters, except microwave		3679-2019	12/86	79.7	81.0	81.0	4.7	0
Electronic wave filters		3679-20197	06/91	100.2	102.3	102.3	1.9	0
Static power converters and other pulse and frequency regulators and generators		3679-202	06/82	155.3	155.3	155.3	-3.2	0
Static power supply converters, regulated		3679-20243	06/82	152.9	153.0	153.0	-3.3	0
Antenna systems, except structural towers sold separately		3679-203	06/91	101.4	(3)	(3)	(3)	(3)
Transducers		3679-4	06/82	110.2	106.6	108.3	-5.8	1.6
Other transducers with electrical or electronic input or output		3679-403	06/82	116.5	116.5	116.5	1.1	0
Pressure, strain gauge, accelerometer and other mechanical transducers		3679-40317	06/82	118.3	118.3	118.3	1.4	.0
Complex component assemblies, packs, and modules		3679-5	06/82	134.7	136.9	136.6	1.6	-.2
Active complex components		3679-501	06/82	141.4	143.1	143.1	1.6	0
Component assemblies, not solid state		3679-503	12/82	95.9	98.4	97.6	1.8	-.8
Microwave components (except tubes, semiconductors, and antenna)		3679-6	06/82	133.3	133.3	130.8	-.2	-1.9
Other microwave devices (except subassemblies)		3679-602	06/82	135.3	135.3	131.3	-.7	-3.0
Reactive microwave devices		3679-60202	01/87	102.4	102.4	102.4	-1.4	0
Microwave subassem. (parametric amps., frequency multipliers, harmonic generators, and other)		3679-603	06/91	98.4	98.4	98.4	0	0
Parts and hardware for electronic components		3679-7	06/82	128.3	129.8	129.7	-3.6	-.1
Cable harness assemblies for electronic applications		3679-701	06/82	114.8	114.6	115.1	.3	.4
Other, n.e.c.		3679-704	06/82	129.0	131.0	130.8	-4.9	-.2
Secondary products and miscellaneous receipts		3679-SM						
Miscellaneous receipts		3679-M	06/82	91.2	91.2	95.8	4.0	5.0
Contract work and other miscellaneous receipts		3679-XY9	06/91	126.2	126.2	135.5	10.6	7.4
Resales		3679-Z89	12/86	82.5	82.5	82.5	-8.5	0
Secondary products		3679-S	06/82	113.6	114.3	114.7	.7	.3
Semiconductors		3674-S	06/82	90.3	90.3	90.3	-4.2	0
Connectors		3678-S	06/82	(3)	113.9	(3)	(3)	(3)
Other secondary products		3679-SSS	06/82	117.0	117.9	118.4	1.2	.4
Miscellaneous electrical machinery, equipment, and supplies	369		12/84	110.3	110.5	110.8	.2	.3
Storage batteries	3691		12/84	105.3	106.6	107.4	-.4	.8
Primary products		3691-P	12/84	104.5	105.9	106.7	-.3	.8
Lead acid batteries, 1.5 cubic foot or less		3691-3	12/84	99.2	101.2	100.9	-.6	-.3
Starting, lighting and ignition (SLI) type		3691-31	12/84	97.9	99.8	99.5	-.7	-.3
For OEM		3691-311	12/84	97.0	97.2	97.2	0	0
For replacement		3691-312	12/84	98.0	100.5	100.1	-.9	-.4
Other than SLI		3691-32	12/84	121.8	124.2	123.8	1.4	-.3
Lead acid batteries, larger than 1.5 cubic foot		3691-4	12/84	117.9	116.7	124.4	1.4	6.6
Motive power type		3691-41	12/84	118.5	117.0	116.3	-3.9	-.6
Industrial truck		3691-411	12/84	117.6	115.9	115.0	-4.6	-.8
Storage batteries other than lead acid, including parts		3691-5	02/85	136.5	136.1	136.1	-.9	0
Nickel cadmium (sealed or vented)		3691-561	12/92	101.5	101.5	101.5	0	0
Secondary products and miscellaneous receipts		3691-SM						
Miscellaneous receipts		3691-M	12/92	101.9	101.9	101.9	.8	0
Resales		3691-Z89	12/92	101.9	101.9	101.9	.8	0
Secondary products		3691-S	12/84	119.4	119.4	119.4	0	0
Primary batteries, dry and wet		3692-S	12/92	100.0	100.0	100.0	0	0
Primary batteries, dry and wet	3692		12/80	149.6	150.3	150.4	.9	.1
Primary products		3692-P	12/80	153.5	154.1	154.3	1.0	.1
Primary cells/batteries, volume of 18.3 cu in or less		3692-5	12/92	102.1	102.6	102.7	.6	.1
Manganese oxide		3692-511	12/92	103.2	103.5	103.4	-.1	-.1
Other primary cells/batteries, volume of 18.3 cu in or less		3692-514	12/92	98.3	100.7	101.9	5.7	1.2
Primary cells/batteries, volume greater than 18.3 cu in		3692-6	12/92	101.1	101.4	101.6	1.4	.2
Secondary products		3692-S	12/80	180.2	180.2	180.2	-1.6	0
Electrical equipment for internal combustion engines	3694		12/82	124.7	125.0	125.0	1.5	0
Primary products		3694-P	12/82	120.8	121.0	121.2	2.2	.2
Ignition harness and cable sets		3694-1	12/82	117.3	119.0	119.0	1.8	0
Ignition harness sets		3694-11	12/82	109.9	112.6	112.6	2.5	0
Ignition harness sets, automotive type		3694-111	12/87	98.3	101.2	(3)	(3)	(3)
Cable sets		3694-13						
Cable sets, automotive type		3694-131	12/82	129.2	129.2	129.2	.9	0
Battery charging alternators, generators, and regulators		3694-2	12/82	123.6	123.7	123.9	7.6	.2
Battery charging alternators and generators		3694-22	12/82	122.2	122.2	122.4	8.4	.2
Alternators and generators, factory rebuilt automotive type		3694-228	12/82	128.7	128.7	128.7	10.6	0
Regulators for battery charging generators		3694-24	12/87	116.9	118.8	118.7	1.6	-.1
Regulators, passenger car & light truck type, new		3694-241	12/82	142.4	144.9	144.9	1.8	0
Starting motors		3694-3	12/82	120.0	118.0	119.0	2.1	.8
Rebuilt automotive starting motors		3694-381	12/82	153.8	153.8	153.8	10.3	0
Spark plugs		3694-4	12/82	118.1	118.1	118.1	.2	0

See footnotes at end of table.

Digitized for FRASER
http://fraser.stlouisfed.org/
Federal Reserve Bank of St. Louis

Table 5. Producer price indexes for the net output of selected industries and their products—Continued

Industry and product[1]	Industry code	Product code	Index base	Index			Unadjusted percent change to Apr. 1994 from —	
				Dec. 1993[2]	Mar. 1994[2]	Apr. 1994[2]	Apr. 1993	Mar. 1994
Electrical equipment for internal combustion engines—Continued								
Spark plugs, automotive type		3694-411	12/82	115.6	115.6	115.6	0.2	0
Other complete electric equipment for internal combustion engines		3694-5	12/82	111.3	111.7	111.7	-.2	0
Ignition coils		3694-51						
Ignition coils, motor vehicle type		3694-511	01/83	128.9	126.5	126.5	-.6	0
Distributors		3694-53	04/83	95.4	94.5	94.5	-2.4	0
Distributors, motor vehicle type		3694-531	04/83	94.7	93.9	93.9	-2.4	.0
Engine electronic equipment, including control modules		3694-551	12/87	106.0	106.6	106.4	.9	-.2
Other ignition equipment		3694-561	12/82	112.0	113.3	113.3	.8	0
Other complete electrical equipment		3694-598	12/82	101.2	101.2	101.2	-.3	0
Components and parts for engine electrical equipment		3694-6	12/82	148.5	150.1	150.1	1.8	0
Parts for distributors		3694-63	12/82	178.3	179.6	179.6	1.5	0
Distributor heads and rotors		3694-632	12/82	144.3	144.3	144.3	2.0	0
Breaker point sets		3694-634	12/82	204.1	206.6	206.6	1.2	0
Other component parts for engine electrical equipment		3694-698	12/82	115.5	115.8	115.8	1.0	0
Secondary products and miscellaneous receipts		3694-SM						
Resales		3694-Z89	01/83	137.1	138.7	138.0	.8	-.5
Secondary products		3694-S	12/82	127.8	127.8	127.8	-1.4	0
Other secondary products		3694-SSS	12/82	124.3	125.4	125.2	-3.5	-.2
Motor vehicle parts and accessories		3714-S	12/82	140.9	140.6	140.6	-.7	0
Magnetic and optical recording media	3695		06/91	89.1	88.1	88.8	-5.8	.8
Primary products		3695-P	06/91	89.6	88.6	89.3	-5.8	.8
Tape		3695-1	06/91	90.8	90.8	92.0	-2.7	1.3
Video tape cassettes		3695-106	06/82	49.5	49.5	49.5	-2.2	0
8mm and 1/2 inch video tape cassettes		3695-10601	06/91	91.2	91.2	91.2	-2.0	0
Flexible magnetic disks		3695-2	06/91	71.9	69.9	[3]	[3]	[3]
3 1/2 inch and other flexible disks less than 5 1/4 inches		3695-201	06/82	53.7	52.2	[3]	[3]	[3]
Flexible disks 5 1/4 inches and larger		3695-202	06/91	66.3	[3]	[3]	[3]	[3]
Rigid (hard) magnetic disks		3695-3	06/91	102.4	98.7	97.9	-3.3	-.8
3 1/2 inch and other rigid (hard) disks less than 5 1/4 inches		3695-301	06/91	100.5	93.9	92.3	[3]	-1.7
5 1/4 inch and larger rigid (hard) disks less than 8 inches		3695-302	06/91	103.1	[3]	[3]	[3]	[3]
Electrical equipment and supplies, not elsewhere classified	3699		12/85	115.0	115.3	115.3	1.6	0
Primary products		3699-P	12/85	116.3	116.5	116.6	1.7	.1
Electronic teaching, training, & simulation machines and aids		3699-1	12/91	106.2	106.2	106.2	5.3	0
Electronic trainers and simulators		3699-181	12/91	106.3	106.3	106.3	5.4	0
Laser systems and equipment (excl. communication, medical and surveying types)		3699-2	12/85	97.2	98.1	98.4	1.4	.3
Industrial laser welding, drilling, and cutting equipment		3699-285	12/91	101.1	103.4	103.4	3.4	0
Laser generator, power supplies, and other laser equipment & components sold separately		3699-288	12/91	97.7	97.7	98.3	.1	.6
Other electrical products, not elsewhere classified		3699-4	12/85	108.5	108.9	109.0	.6	.1
Automatic garage door openers and other electrical door openers		3699-479	12/91	100.5	100.5	100.5	0	0
Other electrical products, n.e.c. (including christmas tree lighting sets)		3699-496	12/85	110.2	110.6	110.8	.8	.2
Ultrasonic equipment (except medical)		3699-5						
Appliance wire and flexible cord sets		3699-6	12/85	142.5	142.5	142.5	-1.2	0
Other electronic systems and equipment, n.e.c.		3699-7	12/91	100.6	100.6	100.6	-.3	0
Amplifiers, except audio, rf power, and video, sold separately		3699-769	12/91	103.0	103.0	103.0	.7	0
Particle accelerator electronics equipment and subassemblies		3699-777	12/91	104.6	104.6	104.6	1.3	0
Other electronic systems, equipment, and subassemblies, n.e.c.		3699-788	12/91	101.6	101.6	101.6	-.4	0
Secondary products and miscellaneous receipts		3699-SM						
Miscellaneous receipts		3699-M	01/86	82.0	82.2	82.2	.2	0
Secondary products		3699-S	12/85	122.8	123.8	123.8	.9	0
Transportation equipment	37		12/84	128.5	129.3	129.3	2.7	0
Motor vehicles and motor vehicle equipment	371		12/84	126.2	126.8	126.8	2.7	0
Motor vehicles and passenger car bodies	3711		06/82	136.3	137.2	137.2	3.2	0
Primary products		3711-P	06/82	136.1	137.0	136.9	3.2	-.1
Passenger cars and chassis		3711-1	06/82	132.6	133.4	133.0	[3]	-.3
Passenger cars		3711-111	06/82	132.6	133.4	133.0	2.7	-.3
Trucks, truck tractors and truck chassis		3711-2	06/82	142.9	144.0	144.3	4.1	.2
Trucks, truck tractors and truck chassis: 10,000 lbs. and less		3711-201	06/82	152.1	153.1	153.4	4.5	.2
Trucks, truck tractors, and truck chassis: 19,501 or more 33,001 or more		3711-203	06/87	121.2	123.0	123.6	4.0	.5
		3711-20326	06/87	121.4	123.2	123.8	4.0	.5
Secondary products and miscellaneous receipts		3711-SM						
Truck and bus bodies	3713		12/82	134.5	135.6	135.7	2.5	.1
Primary products		3713-P	12/82	136.3	137.3	137.6	1.7	.2
Truck, bus and other vehicle bodies (sold separately)		3713-1	12/82	135.5	136.7	136.9	1.6	.1
Truck bodies		3713-1A	12/82	133.7	135.7	135.6	2.6	-.1
Vans (unit/body cab)		3713-121	12/82	131.1	132.1	131.9	3.4	-.2
Multistop		3713-12111	03/83	123.2	125.2	124.8	1.4	-.3
All other vans, including panel		3713-12114	12/87	106.3	106.3	106.3	5.2	0
General cargo vans		3713-122	12/87	115.0	117.9	117.9	3.6	0
All other general cargo vans		3713-12213	12/87	114.7	118.7	118.7	4.2	0
Beverage trucks		3713-125	12/82	110.1	110.1	110.1	0	0

See footnotes at end of table.

Digitized for FRASER
http://fraser.stlouisfed.org/
Federal Reserve Bank of St. Louis

Table 5. Producer price indexes for the net output of selected industries and their products—Continued

Industry and product[1]	Industry code	Product code	Index base	Index			Unadjusted percent change to Apr. 1994 from —	
				Dec. 1993[2]	Mar. 1994[2]	Apr. 1994[2]	Apr. 1993	Mar. 1994
Truck and bus bodies—Continued								
Specialized bodies		3713-13	12/87	116.8	118.4	118.4	2.2	0
Utility (line and service, repair type)		3713-13602	01/83	132.5	137.9	137.9	4.5	0
Refuse and garbage (packer type)		3713-139	12/82	136.4	136.4	136.4	0	0
Rear loading		3713-13902	12/82	137.4	137.4	137.4	0	0
Dump		3713-133	12/82	140.5	143.6	143.6	1.8	0
Stake/platform/grain		3713-134	12/82	139.5	143.9	143.9	3.5	0
All other bodies for transporting goods		3713-135	12/82	136.6	136.6	136.6	2.9	0
Bus bodies		3713-1B	12/82	121.6	121.6	121.6	0	0
Other vehicle bodies		3713-1C	12/87	122.9	123.3	123.9	.9	.5
Other bodies, including truck cabs, truck beds, truck kits		3713-156	12/87	122.9	123.3	123.9	.9	.5
Complete vehicles produced on purchased chassis		3713-2	12/82	139.8	140.2	140.3	1.7	.1
Emergency vehicles and hearses		3713-2A	12/82	153.0	154.1	154.1	1.4	0
Ambulances		3713-221	12/82	148.6	148.6	148.6	0	0
Fire department vehicles		3713-223	12/82	152.3	(3)	154.8	1.6	(3)
Other highway vehicles		3713-2C						
Trucks		3713-241	12/82	121.8	121.8	121.8	1.3	0
Secondary products and miscellaneous receipts		3713-SM						
Secondary products		3713-S	12/82	126.0	129.4	127.1	2.3	-1.8
Other secondary products		3713-SSS	12/82	122.5	(3)	125.0	2.5	(3)
Truck trailers		3715-S	12/82	104.2	104.2	104.2	2.4	0
Motor vehicle parts and accessories	3714		12/82	111.7	111.5	111.6	0	.1
Primary products		3714-P	12/82	110.9	110.9	111.0	0	.1
Rebuilt parts		3714-10	12/82	138.2	138.4	138.1	.5	-.2
Water pumps		3714-323	12/82	121.4	121.1	121.2	1.4	.1
Clutch disc and pressure plates		3714-326	12/82	119.0	119.0	119.0	2.2	0
Gasoline engines		3714-331	12/82	142.1	143.0	142.9	2.4	-.1
Other rebuilt parts		3714-398	12/82	141.7	141.6	141.0	-1.6	-.4
Gasoline engines and gasoline engine parts, new		3714-2	12/88	101.1	100.2	100.3	-.6	.1
Gasoline engines, new		3714-201	04/83	113.7	(3)	112.3	-1.1	(3)
Fuel pump assemblies, excluding kits and rebuilts		3714-224	12/82	138.9	138.9	138.5	.1	-.3
All other parts and accessories for gasoline automotive engines, new		3714-235	12/88	104.2	104.8	104.7	1.7	-.1
Filters, new		3714-4	12/82	111.1	111.2	111.2	.4	0
Oil filters, light duty (car and light truck)		3714-401	12/88	107.9	107.9	107.9	.2	0
Air filters, light duty (car and light truck)		3714-405	12/88	109.5	109.5	109.5	.8	0
Exhaust system parts, new		3714-5	12/88	109.6	110.5	110.7	.9	.2
Mufflers, including standard, sports or glass packs & resonators		3714-501	12/82	129.6	131.8	132.6	2.5	.6
Pipes		3714-502	12/82	126.0	127.9	127.6	.9	-.2
Drive train components, new, except wheels and brakes		3714-6	12/88	105.6	105.5	105.6	.4	.1
Transmissions and transmission parts, except auxiliary		3714-61	12/82	111.4	111.3	111.4	.5	.1
Car and light truck type transmissions		3714-611	12/88	107.1	106.8	106.8	.5	0
Automatic transmissions		3714-61103	04/83	117.8	117.6	117.6	-.2	0
Transmission parts		3714-613	12/88	99.5	99.9	99.9	.6	0
Parts for manual transmissions		3714-61313	12/82	116.6	119.1	119.1	2.1	0
Parts for automatic transmissions		3714-61314	12/82	101.2	101.2	101.2	.2	0
Drive shafts		3714-632	12/88	113.2	(3)	113.2	.6	(3)
Axles and axle parts		3714-635	12/88	104.4	104.1	104.1	.1	0
Motor vehicle wheels, new		3714-7	12/88	113.9	113.6	113.8	-.3	.2
Car and light truck type wheels		3714-71	12/82	131.2	130.7	131.0	-.5	.2
Steel		3714-711	12/88	114.0	(3)	114.1	0	(3)
Heavy truck and bus type wheels		3714-725	02/89	106.0	106.0	106.0	.4	0
Brake parts and assemblies, new		3714-8	12/88	105.7	106.3	106.3	-2.2	0
Brake assemblies (disc/caliper)		3714-804	12/82	89.0	89.0	(3)	(3)	(3)
Antiskid systems and other brake parts		3714-812	12/88	108.9	108.9	108.9	.1	0
All other motor vehicle parts and accessories, new		3714-9	12/88	103.3	103.7	103.8	.4	.1
Automotive frames		3714-902	12/88	102.2	102.2	102.2	0	0
Heaters, heater cores, and other heater parts		3714-904	12/88	111.5	106.6	106.6	-3.4	0
Shock absorbers		3714-905	12/88	106.3	107.1	107.1	.8	0
Steering idler arms, drag links, and control arms		3714-907	12/82	113.2	113.2	115.0	1.6	1.6
Ball joints		3714-908	12/82	136.9	137.7	138.5	1.2	.6
Windshield wiper blades		3714-914	12/88	112.8	113.3	113.3	2.8	0
All other parts and accessories		3714-919	12/82	105.8	106.5	106.5	.5	0
Secondary products and miscellaneous receipts		3714-SM						
Miscellaneous receipts		3714-M	12/82	121.4	120.1	120.1	.9	0
Resales		3714-Z89	12/82	129.7	128.2	128.2	1.0	0
Secondary products		3714-S	12/82	120.1	119.0	119.2	-.4	.2
Internal combustion engines, n.e.c.		3519-S	04/83	107.2	105.6	105.6	-1.8	0
Engine electrical equipment		3694-S	12/82	113.7	113.7	113.7	-.8	0
Other secondary products		3714-SSS	12/82	121.6	120.5	120.7	-.1	.2
Truck trailers	3715		12/79	136.1	136.5	136.8	2.9	.2
Primary products		3715-P	12/79	134.3	134.2	134.6	2.5	.3
Truck trailers and chassis (10000 lbs. per axle and over)		3715-1	12/79	133.2	133.1	133.5	2.6	.3
Vans		3715-1A	12/79	139.0	139.0	139.0	3.0	0
Closed top vans		3715-11	12/80	134.8	134.8	134.8	3.1	.0
Closed top vans, insulated, semi-insulated and refrigerated		3715-101	12/80	142.5	142.5	142.5	3.3	0
Tank trailers		3715-1B	12/79	135.0	135.6	135.6	1.5	0
All other tanks		3715-132	12/86	130.5	130.7	130.7	(3)	0

See footnotes at end of table.

Digitized for FRASER
http://fraser.stlouisfed.org/
Federal Reserve Bank of St. Louis

Table 5. Producer price indexes for the net output of selected industries and their products—Continued

Industry and product[1]	Industry code	Product code	Index base	Index			Unadjusted percent change to Apr. 1994 from —	
				Dec. 1993[2]	Mar. 1994[2]	Apr. 1994[2]	Apr. 1993	Mar. 1994
Truck trailers—Continued								
Complete trailer units (10000 lbs. per axle and over), except vans and tanks		3715-1D	12/80	123.5	123.1	124.4	1.8	1.1
Platform trailers		3715-137	12/79	129.8	129.9	130.5	2.4	.5
° Truck trailers and chassis (under 10,000 lbs. per axle)		3715-2	11/84	129.7	129.7	129.7	.8	0
Secondary products and miscellaneous receipts		3715-SM						
Secondary products		3715-S	12/79	145.4	150.2	150.2	6.4	0
Other secondary products		3715-SSS	12/79	151.4	160.0	160.0	11.1	0
Motor homes built on purchased chassis	3716		06/84	134.5	134.5	134.6	.6	.1
Primary products		3716-P	06/84	135.1	135.2	135.2	.7	0
Conventional (type A)		3716-101	06/84	135.1	135.2	135.3	.4	.1
Chopped van or mini (type C)		3716-105	06/84	137.1	137.1	137.1	1.1	0
Secondary products and miscellaneous receipts		3716-SM						
Aircraft and parts	372		06/85	132.0	133.0	133.3	3.1	.2
Aircraft.	3721		12/85	131.1	131.9	132.3	3.5	.3
Primary products		3721-P	12/85	128.8	129.4	129.8	3.7	.3
Complete civilian aircraft.		3721-5	12/85	133.0	134.5	135.6	2.4	.8
Fixed wing powered (single and multiengine)		3721-51	12/85	133.1	134.6	135.8	2.6	.9
4,405 lbs. (2,000 kg.) unladen weight or less		3721-512	12/92	110.4	113.3	113.3	8.7	0
Unladen weight exceeding 4,405 lbs. (2,000 kg.)		3721-513	12/92	103.0	104.1	105.0	2.3	.9
Rotary wing (helicopters, autogiros)		3721-53	12/85	127.8	128.6	128.6	.7	0
4,405 lbs. (2,000 kg.) unladen weight or less		3721-532	12/92	101.9	102.3	102.3	.6	0
Modifications, conversions, and overhaul of previously accepted aircraft.		3721-7						
For civilian customers		3721-721	12/85	115.2	117.0	116.5	2.1	-.4
Aeronautical services on complete aircraft		3721-8	12/85	206.7	206.7	206.7	12.5	0
On civilian aircraft.		3721-82	01/86	115.9	[3]	115.9	.3	[3]
Secondary products and miscellaneous receipts		3721-SM						
Secondary products		3721-S	12/85	132.2	133.0	133.0	2.2	0
Aircraft equipment, not elsewhere classified		3728-S	12/85	129.3	130.2	130.2	2.3	0
Aircraft engines and engine parts	3724		12/85	126.5	128.2	128.4	2.3	.2
Primary products		3724-P	12/85	127.2	129.0	129.3	2.6	.2
Aircraft engines for military aircraft.		3724-1	12/85	124.1	[3]	126.7	2.6	[3]
Aircraft engines for military aircraft.		3724-112	12/91	106.3	[3]	108.5	2.6	[3]
Aircraft engines for civilian aircraft.		3724-2	12/85	128.5	130.4	130.4	1.6	0
Reciprocating, turbojet, and turbofan aircraft engines		3724-211	12/91	102.1	103.5	103.5	1.6	0
Turboshaft (turboprop) and other engines excluding missile & space engines		3724-213	12/91	108.8	112.2	112.2	2.3	0
Aeronautical services on aircraft engines		3724-3	12/85	120.5	123.6	123.6	3.4	0
All other aeronautical services on aircraft engines		3724-33	12/85	112.9	115.8	115.8	3.0	0
All other aeronautical services on aircraft engines for civilian aircraft		3724-333	12/85	116.6	121.8	121.8	4.5	0
Aircraft engine parts and accessories		3724-4	12/85	130.2	131.6	131.9	2.8	.2
Aircraft engines parts/accessories for military aircraft engines		3724-41	12/91	103.0	104.4	103.7	-.1	-.7
For all other aircraft engines		3724-412	12/91	104.5	106.6	105.5	-.3	-1.0
Aircraft engines parts/accessories for civilian aircraft engines		3724-42	12/91	106.9	107.9	108.9	5.2	.9
For reciprocating or rotary internal combustion engines		3724-421	12/91	102.3	106.8	106.2	5.7	-.6
For all other aircraft engines		3724-422	12/91	108.9	108.3	110.1	5.1	1.7
Secondary products and miscellaneous receipts		3724-SM						
Secondary products		3724-S	12/85	127.7	128.4	128.2	.4	-.2
Turbines and turbine generator sets		3511-S	12/85	126.9	129.4	129.4	2.0	0
Other secondary products		3724-SSS	12/85	123.1	123.3	122.9	-.2	-.3
Aircraft parts and auxiliary equipment, n.e.c.	3728		06/85	129.1	130.0	130.1	2.4	.1
Primary products		3728-P	06/85	131.1	132.4	132.6	2.5	.2
Aircraft parts and equipment, except propellers, rotors, and parts		3728-2	06/85	129.1	130.2	130.4	2.4	.2
Aircraft power transmission equipment		3728-21	06/85	122.2	122.2	123.2	1.1	.8
For civilian aircraft.		3728-212	06/85	103.3	103.3	104.1	1.0	.8
Aircraft hydraulic subassemblies		3728-22	06/85	115.6	122.4	122.4	7.7	0
For civilian aircraft.		3728-222	06/85	109.5	119.1	119.1	8.4	0
Aircraft pneumatic subassemblies		3728-23	06/85	114.3	114.3	114.9	3.7	.5
Aircraft landing gear		3728-24	06/85	107.1	107.1	107.1	.3	0
For civilian aircraft.		3728-242	06/85	97.9	97.9	97.9	.5	0
Other aircraft subassemblies and parts, except aircraft propellers and helicopter rotors		3728-25	06/85	132.5	133.4	133.5	2.2	.1
For military aircraft.		3728-251	06/85	134.6	136.1	136.1	2.1	0
For civilian aircraft.		3728-252	06/85	130.0	130.1	130.3	2.4	.2
Secondary products and miscellaneous receipts		3728-SM						
Secondary products		3728-S	06/85	127.0	127.0	127.0	2.5	.0
Other secondary products		3728-SSS	06/85	128.5	128.5	128.5	3.0	0
Ship and boat building and repairing	373		12/84	130.2	132.4	131.8	1.9	-.5
Ship building and repairing	3731		12/85	123.4	125.9	124.8	2.0	-.9
Primary products		3731-P	12/85	124.1	126.6	125.5	2.0	-.9
Self-propelled ships, new, nonmilitary		3731-3	12/85	142.7	143.9	143.9	1.0	0

See footnotes at end of table.

Digitized for FRASER
http://fraser.stlouisfed.org/
Federal Reserve Bank of St. Louis

Table 5. Producer price indexes for the net output of selected industries and their products—Continued

Industry and product[1]	Industry code	Product code	Index base	Index			Unadjusted percent change to Apr. 1994 from —	
				Dec. 1993[2]	Mar. 1994[2]	Apr. 1994[2]	Apr. 1993	Mar. 1994
Ship building and repairing—Continued								
Ship repair, conversion, reconversion, U.S. military		3731-4	12/85	125.8	135.0	135.0	9.1	0
Military sea transport repairs		3731-429	12/88	101.5	101.5	101.5	0	0
U.S. military repair, except m.s.t		3731-439	12/85	129.2	139.9	(3)	(3)	(3)
Ship repair, conversion, reconversion, nonmilitary		3731-6	12/85	117.6	118.0	117.9	2.5	-.1
Maritime administration repair		3731-619	12/85	143.5	143.5	(3)	(3)	(3)
Nonmilitary repair, except m.a		3731-659	12/85	112.7	113.1	113.0	1.9	-.1
Secondary products and miscellaneous receipts		3731-SM						
Secondary products		3731-S						
Boat building and repairing	3732		12/81	148.3	149.9	150.4	1.8	.3
Primary products		3732-P	12/81	148.1	149.8	150.3	1.7	.3
Outboard motorboats		3732-2	12/81	149.1	152.1	152.5	1.8	.3
Wood and metal		3732-24	12/88	118.2	122.5	122.5	3.8	0
Other outboard motorboats		3732-245	12/88	116.3	118.9	118.9	-2.1	0
Plastics (reinforced), fiberglass		3732-25	12/88	112.5	113.4	113.8	.3	.4
Runabouts		3732-251	12/88	110.7	111.7	112.3	.2	.5
16 ft. to 16 ft. 11 in. LOA		3732-25103	12/88	(3)	(3)	(3)	(3)	(3)
17 ft. or more LOA		3732-25104	12/88	108.9	110.1	110.7	-.2	.5
Cabin cruisers		3732-253	12/88	122.4	122.5	122.5	.2	0
Other outboard motorboats		3732-255	12/88	110.4	112.3	112.3	1.8	0
Inboard motorboats		3732-3	12/81	154.1	156.7	157.0	2.3	.2
Non-military		3732-32	12/88	120.3	122.2	122.4	2.2	.2
Runabouts		3732-321	12/81	145.8	150.9	150.9	1.7	0
Less than 26 ft. LOA		3732-32101	12/88	113.9	117.9	117.9	1.7	0
Cabin cruisers		3732-322	12/81	158.5	160.2	160.5	2.1	.2
Less than 26 ft. LOA		3732-32201	12/88	121.4	(3)	(3)	(3)	(3)
26 ft. to less than 40 ft. LOA		3732-32202	12/88	118.7	119.4	119.6	2.5	.2
40 ft. to less than 65 ft. LOA		3732-32203	12/88	124.3	126.2	126.4	1.6	.2
65 ft. and over LOA		3732-32204	12/88	127.6	131.5	(3)	(3)	(3)
Inboard-outdrive motorboats		3732-4	12/81	139.2	140.2	141.4	1.6	.9
Other inboard-outdrive boats		3732-421	12/88	110.2	111.1	112.0	1.6	.8
Less than 26 ft. LOA		3732-42101	12/88	110.1	110.9	111.9	.9	.9
26 ft. or more LOA		3732-42102	12/88	110.5	111.3	112.1	2.5	.7
All other boats		3732-7	12/81	137.9	139.3	139.1	1.5	-.1
Sailboats		3732-71	12/81	139.3	140.4	140.3	1.6	-.1
With auxiliary power		3732-711	12/81	142.0	142.0	142.0	1.4	0
16 ft. or more LOA		3732-71103	12/88	116.4	116.4	116.4	1.3	0
Without auxiliary power		3732-712	12/81	138.2	142.1	141.7	2.0	-.3
16 ft. or more LOA		3732-71203	12/88	114.1	118.2	117.8	2.1	-.3
Other boats		3732-72	12/81	133.9	135.7	135.6	1.3	-.1
Canoes		3732-721	12/88	118.7	118.8	118.8	2.3	0
All other boats, n.e.c.		3732-723	12/88	113.3	115.3	115.2	1.1	-.1
Boat repair, military and non-military		3732-8	12/81	167.4	167.6	(3)	(3)	(3)
Repair of non-military boats		3732-821	12/81	167.4	167.6	(3)	(3)	(3)
Secondary products and miscellaneous receipts		3732-SM						

Digitized for FRASER
http://fraser.stlouisfed.org/
Federal Reserve Bank of St. Louis

Table 5. Producer price indexes for the net output of selected industries and their products—Continued

Industry and product[1]	Industry code	Product code	Index base	Index			Unadjusted percent change to Apr. 1994 from —	
				Dec. 1993[2]	Mar. 1994[2]	Apr. 1994[2]	Apr. 1993	Mar. 1994
Railroad equipment	374		06/84	121.4	122.0	122.3	2.5	0.2
Railroad equipment	3743		06/84	121.4	122.0	122.3	2.5	.2
Primary products		3743-P	06/84	123.2	124.0	124.4	3.2	.3
Locomotives and locomotive parts		3743-1	06/84	128.2	128.2	128.7	.3	.4
Locomotive parts		3743-17	06/84	121.8	121.8	122.9	.2	.9
All other, except wheels and axles		3743-172	06/84	120.2	120.2	121.4	.2	1.0
Passenger and freight train cars, new		3743-2	06/84	115.3	117.2	117.7	6.0	.4
Freight train cars, new		3743-2A	06/84	114.9	116.8	117.3	6.1	.4
Street, subway, trolley, and rapid transit cars, rebuilt rail cars, and rail car parts		3743-3	06/84	124.7	125.2	125.2	4.4	0
Parts and accessories for railroad and street cars		3743-37	06/84	119.7	119.7	119.7	.2	0
Air brake equipment		3743-371	06/84	114.2	114.2	(3)	(3)	(3)
All other, except wheels and axles		3743-372	06/84	121.0	121.0	121.0	.2	0
Secondary products and miscellaneous receipts		3743-SM						
Secondary products		3743-S	06/84	113.7	113.7	113.7	0	0
Motorcycles, bicycles, and parts	375		12/84	117.8	118.0	118.0	1.3	0
Motorcycles, bicycles, and parts	3751		12/84	117.8	118.0	118.0	1.3	0
Primary products		3751-P	12/84	121.7	121.9	121.9	1.2	0
Bicycles, adult tricycles, unicycles & parts (excl. chldrns 2-whl sdwlk cycls w/semi-pneu trs)		3751-1	12/84	110.0	110.4	110.4	.1	0
Bicycles, complete, with one or both wheels 25.6 inches (65 cm) or more		3751-111	12/84	109.4	110.6	(3)	(3)	(3)
More than 10 speeds		3751-11106	06/92	93.4	94.3	(3)	(3)	(3)
Bicycles, complete, with one or both wheels less than 25.6 inches (65 cm)		3751-151	12/84	103.0	103.0	103.0	.0	.0
Parts for bicycles, including frame sets and motorbike parts interchangeable with bicycle part		3751-171	12/84	123.5	121.4	121.5	-5.0	.1
Frames, forks, and parts thereof		3751-17101	06/92	99.9	99.9	99.9	.3	0
Other bicycle parts, incl. freewheel sprockets and hubs other than coaster breaking hubs		3751-17106	06/92	93.2	89.5	89.5	-10.5	0
Motorcycles, motorbikes, mopeds, motorscooters, trail vehicles and parts		3751-2	12/84	132.3	132.3	132.3	1.7	0
Parts, including sidecars, but excluding motorbike parts interchangeable with bicycle parts		3751-253	12/84	119.2	119.5	119.5	1.1	0
Secondary products and miscellaneous receipts		3751-SM						
Miscellaneous receipts		3751-M	12/84	117.7	118.0	118.0	2.5	0
Resales		3751-Z89	12/84	117.7	117.8	117.8	2.3	0
Secondary products		3751-S	12/84	100.5	100.8	100.8	2.5	0
Miscellaneous transportation equipment	379		12/84	117.6	117.2	117.2	.6	0
Travel trailers and campers	3792		06/84	122.6	123.7	123.6	-.1	-.1
Primary products		3792-P	06/84	124.1	125.4	125.4	-.1	0
Travel trailers (with rigid structures)		3792-1	06/84	124.2	125.5	125.4	-.7	-.1
Conventional travel trailers		3792-11	06/90	102.3	103.4	103.3	-1.1	-.1
Less than 20 feet in length		3792-112	06/90	(3)	(3)	104.7	(3)	(3)
20 feet to 24 feet 11 inches in length		3792-113	06/90	101.2	102.0	102.0	1.8	0
25 feet to 29 feet 11 inches in length		3792-114	06/90	100.8	101.5	101.1	1.5	-.4
30 feet or more, including park models		3792-115	06/90	102.6	104.0	104.0	-2.8	0
Fifth wheel travel trailers		3792-12	06/90	111.1	112.4	112.2	1.0	-.2
Less than 30 feet in length		3792-125	06/90	107.7	109.2	109.0	3.2	-.2
30 feet or more in length		3792-128	06/90	114.6	115.7	115.7	-1.2	0
Camping trailers, campers, pickup covers and parts		3792-2	06/84	123.7	125.0	125.2	1.0	.2
Fold down camping trailers		3792-242	06/84	133.1	135.0	135.1	-2.8	.1
Truck campers (slide-on)		3792-244	06/84	142.0	147.0	147.2	2.9	.1
Pickup truck caps or box covers		3792-247	06/84	117.3	118.5	118.8	3.7	.3
Secondary products and miscellaneous receipts		3792-SM						
Transportation equipment, not elsewhere classified	3799		06/85	117.8	118.2	118.2	.9	0
Primary products		3799-P	06/85	117.8	118.2	118.1	.9	-.1
Self-propelled golf carts and industrial in-plant personnel carriers and parts		3799-3	06/85	120.3	121.5	121.5	2.4	0
Self-propelled golf carts (electric and gas powered) and in-plant personnel carriers		3799-382	06/85	121.4	122.7	122.7	2.8	0
Parts for golf carts and personnel carriers		3799-384	12/92	95.6	96.1	96.1	0	0
Automobile and light truck trailers		3799-6	12/92	100.0	100.9	100.9	.7	0
Horse trailers, excluding those pulled by truck tractors		3799-601	12/92	101.2	(3)	101.0	.3	(3)
Boat trailers		3799-602	06/85	119.5	120.8	120.8	.4	0
Other, incl. general utility, commercial display, etc. for transport of goods		3799-608	12/92	99.2	99.3	99.2	.3	-.1
Other, incl. general utility, commercial display, etc. for other uses		3799-609	12/92	100.6	(3)	(3)	(3)	(3)
Transportation equipment, n.e.c., including all-terrain vehicles		3799-9	06/85	114.6	114.0	114.0	.5	0
All-terrain vehicles, electric or gas driven (off-road, flotation wheels or full tracks)		3799-903	06/85	128.8	128.8	128.8	4.7	0
Trailer hitches (for travel trailers, automobile trailers, and light duty truck trailers)		3799-905	12/92	(3)	99.3	99.3	(3)	0
Other miscellaneous transportation equipment including wheelbarrows		3799-929	12/92	102.9	101.1	101.1	-1.2	0

See footnotes at end of table.

Digitized for FRASER
http://fraser.stlouisfed.org/
Federal Reserve Bank of St. Louis

Table 5. Producer price indexes for the net output of selected industries and their products—Continued

Industry and product[1]	Industry code	Product code	Index base	Index			Unadjusted percent change to Apr. 1994 from —	
				Dec. 1993[2]	Mar. 1994[2]	Apr. 1994[2]	Apr. 1993	Mar. 1994
Transportation equipment, not elsewhere classified—Continued								
Parts for automobile and light truck trailers, snowmobiles, and other transportation equipment		3799-939	12/92	100.1	100.8	100.8	0.8	0
Secondary products and miscellaneous receipts		3799-SM						
Miscellaneous receipts		3799-M	06/85	126.6	129.0	128.9	1.8	-.1
Contract work and other miscellaneous receipts		3799-XY9	07/86	85.7	88.8	88.8	3.6	0
Resales		3799-Z89	06/85	135.2	137.0	136.9	1.3	-.1
Secondary products		3799-S	06/85	111.3	111.7	111.7	.6	0
Other secondary products		3799-SSS	12/92	100.9	101.5	101.5	1.0	0
Measuring and controlling instruments; photographic, medical, optical goods; watches, clocks	38		12/84	121.1	121.7	122.1	1.0	.3
Engineering and scientific instruments	381		12/85	123.1	123.0	124.6	1.2	1.3
Search, detection, navigation, and guidance systems and aeronautical and nautical nav. syst	3812		12/91	101.3	101.2	102.5	1.2	1.3
Primary products		3812-P	12/91	100.9	100.9	102.3	1.4	1.4
Aeronautical, nautical, and navigational instruments (not sending or receiving radio signals)		3812-1	12/85	137.9	137.9	138.0	1.7	.1
Compasses, indicators, displays, and other instruments		3812-12	12/91	104.6	104.7	104.9	1.6	.2
All other nautical instruments and aeronautical, nautical, and navigational parts/components		3812-15	12/85	146.7	145.8	145.8	2.6	0
Search, detection, navigation and guidance systems and equipment		3812-2	12/91	100.3	100.2	101.8	1.4	1.6
Search, detection, and tracking systems		3812-21	12/85	115.9	115.9	116.9	.5	.9
Search, detection, and aquisition radar systems and equipment		3812-214	12/91	106.7	107.0	107.0	.6	0
Ground search, detection, and aquisition radar systems and equipment		3812-21411	12/91	98.0	98.0	98.0	0	0
Airborne and missile/space search, detection, and aquisition radar systems and equipment		3812-21415	12/91	108.3	[3]	109.2	1.7	[3]
Electronic warfare and missile systems and equipment		3812-23	12/85	93.4	93.0	96.5	3.3	3.8
Navigation systems and equipment, including ground, airborne, ship, and underwater systems		3812-25	12/85	110.7	110.7	110.9	1.3	.2
Secondary products and miscellaneous receipts		3812-SM						
Miscellaneous receipts		3812-M	12/91	98.2	98.2	98.6	-7.8	.4
Contract work and other miscellaneous receipts		3812-XY9	12/91	98.2	98.2	98.6	-7.8	.4
Secondary products		3812-S	12/91	105.7	105.8	105.8	3.7	0
Measuring and controlling instruments	382		12/84	126.7	127.5	127.7	1.4	.2
Laboratory Apparatus and Furniture	3821		12/91	108.9	110.2	110.3	2.5	.1
Primary products		3821-P	12/91	109.5	110.6	110.6	2.5	0
Laboratory apparatus		3821-1	12/85	132.6	133.1	133.1	2.1	0
Laboratory balances and scales		3821-11	12/85	117.6	120.8	120.8	4.4	0
Other laboratory apparatus		3821-13	12/91	107.6	109.2	109.2	2.2	0
Laboratory blenders, mixers, stirrers, & other liquid preparation apparatus		3821-136	12/85	143.8	145.6	145.6	1.3	0
Laboratory incubators		3821-138	12/91	106.3	107.1	107.1	.8	0
All other laboratory apparatus not specified above, excluding analytical instruments		3821-14	12/85	124.9	123.9	123.9	-.6	0
Components, parts & accessories for laboratory apparatus (sold seperately)		3821-15	12/85	122.9	124.8	124.8	3.2	0
Lab. furniture, incl. cabinets, cases, benches, stools, tables, reagent shelves etc.		3821-2	12/85	124.6	129.9	129.9	4.3	0
Secondary products and miscellaneous receipts		3821-SM						
Miscellaneous receipts		3821-M	12/91	109.1	114.2	114.2	4.7	0
Resales		3821-Z89	12/91	109.6	111.8	111.8	2.0	0
Secondary products		3821-S	12/91	104.0	104.2	104.9	.6	.7
Environmental controls	3822		12/79	176.9	179.2	179.2	3.2	0
Primary products		3822-P	12/79	177.1	179.4	179.5	3.5	.1
Building environment comfort controls		3822-1	12/79	191.8	195.0	195.0	4.7	0
Temperature responsive building controls		3822-121	12/79	184.3	189.2	189.2	2.7	0
Temperature responsive, pneumatic		3822-12101	12/79	209.7	218.2	218.2	4.1	0
Temperature responsive, non-pneumatic		3822-12102	12/79	171.3	174.2	174.2	1.7	0
Miscellaneous automatic building comfort controls		3822-189	12/79	215.5	221.3	221.3	2.8	0
Appliance temperature and related controls, automatic		3822-2	12/79	140.9	141.1	141.2	-1.3	.1
Temperature responsive appliance controls		3822-211	12/79	144.3	144.4	144.6	-1.2	.1
Other appliance regulating controls		3822-215	12/79	124.6	125.1	125.1	-1.5	0
Secondary products and miscellaneous receipts		3822-SM						
Miscellaneous receipts		3822-M	08/82	118.6	120.9	120.9	1.9	0
Secondary products		3822-S	12/79	179.9	180.3	180.3	.3	0
Industrial process control instruments	3823		06/83	136.7	138.0	138.3	1.5	.2
Primary products		3823-P	06/83	139.8	141.2	141.5	1.5	.2
General purpose/receiver-type instruments and related equipment		3823-1	06/83	135.5	136.4	137.3	2.1	.7
Electronic systems: unified architecture		3823-103	06/83	131.9	132.6	132.6	1.2	0
Controllers		3823-10335	06/83	133.0	133.0	133.0	0	0
Non-control		3823-10336	06/83	134.7	136.1	136.0	2.6	-.1
Electronic systems: non-unified architecture		3823-104	06/88	118.6	[3]	119.2	1.4	[3]

See footnotes at end of table.

Digitized for FRASER
http://fraser.stlouisfed.org/
Federal Reserve Bank of St. Louis

Table 5. Producer price indexes for the net output of selected industries and their products—Continued

Industry and product[1]	Industry code	Product code	Index base	Index			Unadjusted percent change to Apr. 1994 from —	
				Dec. 1993[2]	Mar. 1994[2]	Apr. 1994[2]	Apr. 1993	Mar. 1994
Industrial process control instruments—Continued								
Non-control		3823-10446	06/88	123.8	(3)	125.1	3.6	(3)
Pneumatic systems (3 to 15 and 3 to 27 p.s.i. standard signals)		3823-106	06/83	133.7	136.2	136.2	3.8	0
Controllers		3823-10665	06/83	122.1	125.8	125.8	4.6	0
Temperature instruments, excluding receiver type		3823-2	06/83	145.6	147.0	147.0	1.3	0
Electrical and electronic measuring types		3823-201	06/83	140.4	142.4	142.4	1.9	0
Controllers		3823-20145	06/83	147.4	147.4	147.4	(3)	0
Non-control		3823-20146	06/83	134.2	137.6	137.6	2.5	0
Primary temperature sensors		3823-3	06/83	126.1	126.1	126.1	-2.2	0
Thermocouples and thermocouple lead wire		3823-358	06/83	131.4	131.4	131.4	-3.1	0
Primary temperature sensors other than thermocouples		3823-359	06/83	113.1	113.1	113.1	.0	.0
Pressure and draft measuring instruments, excluding receiver-type		3823-4	06/83	139.3	139.8	140.3	.9	.4
Controllers		3823-461	06/83	144.8	144.8	144.8	1.3	0
Non-control		3823-462	06/83	138.0	138.6	139.2	.7	.4
Flow and liquid level instruments		3823-5	06/83	127.7	128.0	128.0	1.7	0
Differential pressure types		3823-501	06/83	118.2	118.9	118.8	3.7	-.1
Primary sensors		3823-50165	06/83	152.1	152.1	152.1	6.8	0
Controllers		3823-50166	06/83	142.9	143.7	143.7	4.9	0
Non-control		3823-50167	06/83	102.7	103.6	103.4	1.6	-.2
Electromagnetic, capacitance, and other electric/electronic types		3823-502	06/83	129.1	129.1	129.1	1.7	0
Controllers and non-control		3823-50271	06/83	126.2	126.2	126.2	1.7	0
Float and displacement instruments and associated elements		3823-504	06/83	142.8	142.8	142.8	.8	0
Turbine, mass-flow, and other types and associated elements		3823-505	06/83	131.0	131.5	132.0	-1.1	.4
Continuous process instruments for on-stream gas and liquid analysis		3823-7	06/83	125.9	128.0	128.0	-1.8	0
Instruments for process variables n.e.c.		3823-8	03/91	103.0	103.3	103.3	.3	0
Electrical and electronic measuring types		3823-801	03/91	103.0	103.3	103.3	.3	0
Non-control		3823-80183	03/91	103.0	103.5	103.5	.5	0
Other industrial process instruments and parts for all industrial process instruments		3823-9	06/83	147.3	150.1	150.3	2.4	.1
Valve actuators and positioners, sold separately		3823-915	06/83	133.4	136.8	136.8	2.5	0
Other non-electronic industrial process instruments		3823-918	06/83	133.8	134.8	134.8	5.3	0
Parts, supplies, accessories, and other equipment n.e.c.		3823-999	06/83	162.6	164.0	164.6	.1	.4
Secondary products and miscellaneous receipts		3823-SM						
Miscellaneous receipts		3823-M	06/83	121.4	(3)	(3)	(3)	(3)
Resales		3823-Z89	06/83	146.2	(3)	(3)	(3)	(3)
Secondary products		3823-S	06/83	126.4	127.5	127.5	1.0	0
Fluid meters and counting devices	3824		12/85	121.6	122.4	123.2	2.4	.7
Primary products		3824-P	12/85	123.0	124.0	124.8	2.4	.6
Integrating and totalizing meters for gas and liquid		3824-2	12/85	123.7	124.9	126.0	2.2	.9
Gas meters, consumption registering		3824-21	12/85	127.9	131.0	134.3	3.3	2.5
Diaphragm type, positive displacement		3824-212	12/85	125.6	127.6	127.2	1.4	-.3
Residential size (up to 400 cu. ft./hr of 0.64 specific gravity gas at 0.5 inches water drop)		3824-21222	12/85	124.4	126.4	125.9	1.3	-.4
Other sizes including commercial and industrial		3824-21224	12/85	130.0	132.2	132.0	2.1	-.2
Liquid meters, positive displacement with registers and counters		3824-23	12/85	122.9	122.4	122.8	1.4	.3
Water meters, consumption registering		3824-234	12/85	114.2	113.6	112.6	-1.1	-.9
Small meters, up to and including 1 inch		3824-23433	12/85	113.4	115.3	115.3	1.9	0
Intermediate meters, over 1 inch, up to and including 2 inch		3824-23435	12/85	(3)	(3)	(3)	(3)	(3)
Counting devices		3824-3	12/85	129.8	130.8	130.7	4.4	-.1
Revolution counters, digital incl. totalizing, measuring wheels and vehicle operation registers		3824-36	12/85	138.5	138.4	138.2	6.4	-.1
Mechanical input		3824-361	12/85	(3)	132.9	132.9	(3)	0
Electronic input		3824-367	12/85	124.8	124.8	124.8	.3	0
Other revolution counters including centrifugal tachometers and event recorders		3824-369	02/89	100.0	100.0	100.0	0	0
All other counting devices not specified above, including parking meters		3824-38	12/85	107.2	109.1	109.1	1.8	0
Motor vehicle instruments		3824-4	12/85	97.7	97.7	97.7	.1	0
Other motor vehicle indicating instruments (fuel level, oil pressure, etc.)		3824-498	12/85	106.1	106.1	106.1	.2	0
Secondary products and miscellaneous receipts		3824-SM						
Miscellaneous receipts		3824-M	02/89	117.1	117.1	117.1	0	0
Resales		3824-Z89	02/89	117.1	117.1	117.1	0	0
Secondary products		3824-S	12/85	112.5	111.9	112.6	3.3	.6
Electrical measuring and integrating instruments	3825		12/83	128.5	129.1	129.0	1.2	-.1
Primary products		3825-P	12/83	129.5	130.2	130.0	1.4	-.2
Integrating instruments		3825-1	12/83	105.1	104.3	104.5	-1.4	.2
Watt-hour meters, AC polyphase		3825-115	05/85	100.2	(3)	105.9	-.6	(3)
Demand meters, AC and combined demand and watt-hour or watt-hour and time switch meters		3825-135	08/84	78.5	(3)	78.8	.5	(3)
Parts for integrating meters sold separately and integrating-meter test equipment		3825-161	12/83	136.6	135.1	135.1	.1	0
Test equipment for electrical and electronic components, circuits, equipment and motors		3825-2	12/83	132.6	133.3	133.3	1.8	0
Voltage, current, resistance, power and energy testing and measuring equipment		3825-21	12/83	158.8	158.7	160.0	1.7	.8
Multimeters		3825-21A	12/83	130.7	130.7	134.5	5.5	2.9
Digital and digital/analog electronic multimeters		3825-21128	12/83	125.8	125.8	130.7	5.5	3.9

See footnotes at end of table.

Digitized for FRASER
http://fraser.stlouisfed.org/
Federal Reserve Bank of St. Louis

Table 5. Producer price indexes for the net output of selected industries and their products—Continued

Industry and product[1]	Industry code	Product code	Index base	Index			Unadjusted percent change to Apr. 1994 from —	
				Dec. 1993[2]	Mar. 1994[2]	Apr. 1994[2]	Apr. 1993	Mar. 1994
Electrical measuring and integrating instruments—Continued								
Other voltage, current or resistance measuring equipment (except panel meters)		3825-21B	12/83	176.1	176.1	176.1	0.0	0.0
Power and energy test and measurement equipment		3825-21C	12/83	151.4	149.2	149.2	2.0	0
Frequency or time interval measuring or counting equipment		3825-22A	12/83	120.9	120.9	120.9	2.0	0
Waveform measuring and analyzing equipment		3825-22B	12/83	154.0	154.1	154.1	2.8	0
Oscilloscopes		3825-2221	08/84	153.5	153.5	153.5	3.9	0
Other waveform measuring equipment (including spectrum analyzers & low frequency oscillographs		3825-2222	12/83	134.6	134.9	134.8	.4	-.1
Signal generating equipment		3825-22C	12/83	130.6	131.6	131.0	2.3	-.5
Radio frequency (20 kilohertz to 890 megahertz)		3825-22357	12/83	118.9	120.9	[3]	[3]	[3]
Microwave (890 megagertz and above)		3825-22359	12/83	127.0	127.0	126.6	-.2	-.3
Multiple function test equipment		3825-24	12/83	102.6	102.6	102.6	-.2	0
Component part test sets		3825-24A	12/83	110.1	110.1	110.1	-.5	0
Automatic semiconductor test equipment		3825-24465	12/83	110.9	110.9	110.9	-.6	0
Equipment and subassembly test equipment (including loaded printed circuit board testers)		3825-245	12/83	116.8	116.8	116.8	0	0
Internal combustion engine characteristics testing and analysis equipment		3825-25539	12/83	104.1	105.3	105.3	1.2	0
Standards and calibration equipment for testing and measuring instruments		3825-26672	12/83	151.7	158.6	159.4	6.1	.5
Associated devices for test and measurement equipment (probes, decade boxes, shunts)		3825-26682	12/83	132.2	132.4	132.5	.2	.1
Network analysers & other communication test equipment		3825-26692	06/89	114.6	118.6	118.6	3.1	0
Logic test, development & analysis equipment		3825-26693	06/89	123.8	123.8	123.8	0	0
Other test equipment, not elsewhere classified		3825-26698	12/83	134.4	134.9	134.9	.7	0
Parts for test equipment		3825-26699	06/89	106.6	107.3	107.7	-5.6	.4
Electrical indicating and recording instruments		3825-3	12/83	129.4	132.2	129.9	.2	-1.7
Panel meters		3825-31	12/83	137.9	137.9	137.9	1.5	0
Analog, conventional indicator movement, generally + or - 2% accuracy		3825-312	12/83	144.8	144.8	144.8	2.2	0
Other indicating instruments except panel		3825-32	12/83	100.6	100.6	100.6	3.5	0
Other indicating instruments including switchboard and portable, cased or uncased		3825-327	12/83	115.3	115.3	115.3	3.5	0
Electrical recording instruments		3825-36	12/83	125.0	130.7	124.2	-2.4	-5.0
Other electrical recording instr (except potentiometer & bridge self balancing types)		3825-368	06/89	105.2	112.9	104.0	-4.0	-7.9
Secondary products and miscellaneous receipts		3825-SM						
Miscellaneous receipts		3825-M	03/87	126.9	126.9	126.9	.2	0
Resales		3825-Z89	03/87	118.0	118.0	118.0	.2	0
Secondary products		3825-S	12/83	115.6	115.4	115.5	.2	.1
Laboratory analytical instruments	3826		12/85	112.3	112.6	113.2	.9	.5
Primary products		3826-P	12/85	115.9	116.2	116.7	1.0	.4
Non-clinical laboratory analytical instruments, incl. parts and accessories		3826-1	06/91	104.8	105.2	105.7	1.5	.5
Chromatography instruments, excl. amino acid analyzers and industrial process type		3826-11	12/85	120.7	120.9	120.9	1.0	0
Gas chromatography instruments		3826-111	12/85	98.8	98.8	98.8	2.1	0
Liquid chromatography instruments		3826-112	12/85	140.7	141.2	141.2	.6	0
HPLC instruments		3826-11201	06/91	111.6	111.0	111.0	-.7	0
Spectrophotometry and colorimetry instruments, excl. X-ray type		3826-12	12/85	137.1	137.0	139.5	3.2	1.8
Optical emission, incl. laser & ICP		3826-122	12/85	98.5	98.5	97.5	2.2	-1.0
UV and visible instruments, incl. colorimeters		3826-124	12/85	137.8	137.8	137.8	0	0
Mass spectroscopy instruments, excl. SIMS type		3826-13						
Spectroscopy, microscopy, and X-ray crystallography instruments, n.e.c.		3826-14	06/91	100.9	101.2	100.5	-2.5	-.7
Other non-clinical laboratory instruments		3826-15	06/91	104.9	105.5	105.5	1.5	0
All other non-clinical laboratory analytical instruments		3826-159	06/91	104.7	105.0	105.0	.7	0
Parts and accessories for non-clinical instruments, n.e.c.		3826-199	06/91	107.4	108.6	108.8	1.7	.2
Clinical laboratory instruments		3826-2	12/85	97.5	97.6	98.1	0	.5
Other clinical laboratory instruments		3826-209	06/91	103.5	[3]	[3]	[3]	[3]
Parts and accessories for clinical instruments		3826-219	06/91	104.4	104.4	104.6	-.9	.2
Secondary products and miscellaneous receipts		3826-SM						
Miscellaneous receipts		3826-M	12/85	115.3	116.0	116.0	2.4	0
Contract work and other miscellaneous receipts		3826-XY9	12/85	131.9	134.5	134.5	2.0	0
Resales		3826-Z89	09/90	99.4	99.3	99.3	2.7	0
Secondary products		3826-S	12/85	89.4	89.4	90.3	-1.6	1.0
Optical instruments and lenses	3827		06/91	105.1	104.0	104.5	-.2	.5
Primary products		3827-P	06/91	104.9	103.9	104.4	-.1	.5
Sighting, tracking and fire-control equipment		3827-1	12/85	119.1	114.9	114.9	-2.9	.0
Binoculars and astronomical instruments		3827-2	06/91	100.0	100.0	100.0	[3]	0
Other optical instruments		3827-3	06/91	101.8	102.0	103.1	1.5	1.1
Optical test and inspection equipment, incl. standard sources, modulators, comparators, etc.		3827-312	12/85	113.1	113.5	114.3	2.0	.7
Other optical instruments (including optical alignment and display instruments)		3827-319	06/91	99.6	105.1	104.7	5.1	-.4
Parts and accessories for other optical instruments, excluding components classified elsewhere		3827-349	06/91	100.0	100.0	[3]	[3]	[3]

See footnotes at end of table.

Digitized for FRASER
http://fraser.stlouisfed.org/
Federal Reserve Bank of St. Louis

Table 5. Producer price indexes for the net output of selected industries and their products—Continued

Industry and product[1]	Industry code	Product code	Index base	Index			Unadjusted percent change to Apr. 1994 from —	
				Dec. 1993[2]	Mar. 1994[2]	Apr. 1994[2]	Apr. 1993	Mar. 1994
Optical instruments and lenses—Continued								
Optical components, including lenses, filters, mirrors, etc.		3827-4	06/91	100.0	100.5	100.5	0.8	0
Filters, filter parts, and accessories for filters		3827-417	06/91	102.1	102.1	102.1	1.5	0
Unmounted optical lenses		3827-421	12/85	114.5	116.8	116.8	2.0	0
Mounted optical lenses		3827-422	06/91	94.7	94.7	94.7	0	0
Other mounted lenses		3827-42209	06/91	94.7	94.7	94.7	0	0
Secondary products and miscellaneous receipts		3827-SM						
Miscellaneous receipts		3827-M	06/91	103.7	103.7	103.7	0	0
Resales		3827-Z89	06/91	105.0	105.0	105.0	[3]	0
Secondary products		3827-S	06/91	108.2	[3]	106.5	-1.6	[3]
Measuring and controlling devices, not elsewhere classified	3829		06/85	123.0	124.8	124.9	1.6	.1
Primary products		3829-P	06/85	122.4	123.4	123.4	1.1	0
Aircraft engine instruments, except flight		3829-1	06/85	119.4	120.0	120.0	-1.3	0
Fuel & oil flow rate & quantity sensors, transmitters, displays & controls incl densitometers		3829-149	06/85	116.3	116.3	116.3	-1.0	0
All other aircraft engine instruments, parts, and components, except flight		3829-198	06/85	120.2	120.2	120.2	2.0	0
Physical properties testing & inspection equipment, and kinematic testing & measuring equipment		3829-2	06/85	126.3	126.6	126.8	.8	.2
Physical properties testing equipment incl. hardness, stress, torsion, wear, strength & similar		3829-229	06/85	124.3	125.0	125.5	.7	.4
For testing of metals		3829-22932	12/91	101.8	102.3	102.9	1.0	.6
Other testing equipment and parts		3829-22934	12/91	102.6	103.1	103.4	.6	.3
Physical properties inspection equipment incl. flaw detection, thickness measuring and similar		3829-253	06/85	127.1	127.2	127.2	1.0	0
For testing of metals		3829-25352	12/91	102.8	102.8	102.8	.2	0
Other inspection equipment and parts for inspection equipment		3829-25356	12/91	105.1	105.2	105.2	1.5	0
Kinematic testing and measuring equipment (including components and parts sold separately)		3829-291	06/85	127.8	127.7	127.7	.6	0
Vibration testing and measuring equipment		3829-29192	06/85	134.2	134.4	134.4	1.1	0
Parts, components, and other kinematic testing equipment, including acceleration types		3829-29193	06/85	111.8	111.1	111.1	-.4	0
Nuclear radiation detection and monitoring instruments		3829-4	06/85	116.4	118.8	118.5	2.8	-.3
Radiation detecting elements, incl. ion chambers and solid state detectors, sold seperately		3829-403	06/85	122.9	125.9	125.8	4.8	-.1
Personnel dosimetry, environmental monitoring, nuclear medicine and general purpose instruments		3829-405	12/91	110.4	113.8	113.1	3.4	-.6
Nuclear medicine equipment, including gamma cameras and monitors, portable and stationary		3829-40502	06/85	146.1	154.5	154.5	8.6	0
Parts, components, and other detection and monitoring instruments		3829-489	12/91	102.7	105.7	105.5	3.9	-.2
All other parts, components and monitoring and detection instruments		3829-48909	12/91	102.6	106.1	105.9	4.5	-.2
Commercial, meteorological, geophysical and general purpose instruments		3829-5	06/85	129.0	130.2	130.2	1.3	0
Thermometers, all types		3829-51	12/91	103.9	106.0	106.0	3.6	0
Bimetal thermometers		3829-513	12/91	100.6	102.6	102.6	2.5	0
Other, incl. domestic science, commercial, general test, desk, oven, and refrigerator		3829-51309	12/91	101.5	101.7	101.7	1.5	0
Geophysical and meteorological instruments, excl. thermometers sold seperately		3829-54	12/91	99.7	100.2	100.2	.5	0
Geophysical instruments		3829-541	12/91	97.7	97.8	97.8	.1	0
Meteorological instruments, excluding thermometers sold seperately		3829-542	12/91	102.0	102.9	102.9	.9	0
Other meteorological instruments		3829-54209	12/91	101.7	102.8	102.8	1.1	0
Parts/accessories, & general purpose instruments, n.e.c., incl. commercial & industrial types		3829-55	06/85	127.5	128.2	128.0	.3	-.2
Drafting, surveying, geodesy, and photogrammetry instruments, parts and components		3829-6	12/91	105.0	105.5	105.4	.4	-.1
Surveying, photogrammetry and geodesy instruments, parts and components		3829-612	12/91	102.0	102.6	102.5	.5	-.1
Secondary products and miscellaneous receipts		3829-SM						
Miscellaneous receipts		3829-M	06/85	125.8	135.7	137.4	9.3	1.3
Contract work and other miscellaneous receipts		3829-XY9	06/85	135.6	150.7	149.4	10.2	-.9
Resales		3829-Z89	06/85	104.5	107.6	112.6	7.8	4.6
Secondary products		3829-S	06/85	126.2	126.4	126.3	-.4	-.1
Process control instruments		3823-S	06/85	118.8	118.8	118.8	-.4	0
Other secondary products		3829-SSS	06/85	119.1	119.6	119.3	.5	-.3
Surgical, medical, and dental instruments and supplies	384		12/84	132.5	133.5	133.5	1.3	0
Surgical and medical instruments and apparatus	3841		06/82	128.4	128.4	128.2	-.1	-.2
Primary products		3841-P	06/82	126.9	126.9	126.8	-.2	-.1
Surgical and medical instruments and apparatus, except furniture		3841-1	06/82	121.7	122.4	122.3	.3	-.1
Orthopedic instruments and apparatus, such as bone drills and bone plates		3841-115	06/82	178.2	178.2	178.2	2.2	0
Surgical instruments, including suture needles, and eye, ear, nose, and throat instruments		3841-116	12/89	113.2	115.3	115.3	-3.2	0
Diagnostic apparatus		3841-12	06/82	140.6	140.9	141.5	4.7	.4
Metabolism and blood pressure diagnostic apparatus		3841-121	06/82	143.4	142.5	145.7	-.2	2.2
All other diagnostic apparatus		3841-124	06/82	140.6	141.3	141.1	6.1	-.1

See footnotes at end of table.

Digitized for FRASER
http://fraser.stlouisfed.org/
Federal Reserve Bank of St. Louis

Table 5. Producer price indexes for the net output of selected industries and their products—Continued

Industry and product[1]	Industry code	Product code	Index base	Index			Unadjusted percent change to Apr. 1994 from —	
				Dec. 1993[2]	Mar. 1994[2]	Apr. 1994[2]	Apr. 1993	Mar. 1994
Surgical and medical instruments and apparatus—Continued								
Syringes and needles		3841-14	06/82	102.4	102.2	102.2	-0.2	0
All other syringes		3841-146	12/89	98.7	(3)	(3)	(3)	(3)
Blood transfusion and I.V. equipment		3841-182	06/82	133.1	133.4	133.4	1.4	0
Catheters		3841-186	06/82	123.3	123.1	123.4	1.6	.2
Other surgical and medical instruments		3841-189	06/82	116.3	116.9	116.2	0	-.6
Secondary products and miscellaneous receipts		3841-SM						
Miscellaneous receipts		3841-M	01/83	162.2	163.1	160.3	-.2	-1.7
Resales		3841-Z89	01/83	165.3	166.2	163.0	-.2	-1.9
Secondary products		3841-S	10/82	117.8	118.0	117.6	.3	-.3
Other secondary products		3841-SSS	10/82	134.2	134.4	134.0	.4	-.3
Surgical, orthopedic and prosthetic appliances and supplies	3842		06/83	152.0	154.4	154.7	3.1	.2
Primary products		3842-P	06/83	151.8	154.7	155.2	3.7	.3
Surgical, orthopedic, and prosthetic appliances and supplies		3842-1	06/83	151.2	154.6	155.2	4.0	.4
Surgical dressings		3842-1A	06/83	105.2	106.5	106.6	.9	.1
Adhesive plaster, medicated and non-medicated, and self-adhering bandages		3842-124	06/83	113.0	(3)	(3)	(3)	(3)
Other surgical dressings		3842-129	06/83	100.4	102.4	102.5	1.3	.1
Surgical sponges		3842-12902	06/83	96.1	98.1	98.2	1.3	.1
All other surgical dressings		3842-12904	06/83	120.1	120.8	(3)	(3)	(3)
Surgical, orthopedic and prosthetic appliances and supplies except surgical dressings		3842-1B	06/83	171.4	175.7	176.4	4.6	.4
Orthopedic appliances (braces), including parts		3842-111	06/83	258.5	259.3	262.3	2.8	1.2
Disposable surgical drapes, including O/B and O/R packs		3842-131	06/83	108.1	108.0	109.6	.8	1.5
Disposable incontinent pads, bed pads, and adult diapers		3842-132	06/83	122.0	122.0	122.0	-1.1	0
Artificial limbs (prosthetic), including parts		3842-135	06/83	187.5	190.7	190.7	4.5	0
Elastic braces, suspensories, stockings, and other elastic supports		3842-141	06/83	109.8	113.1	112.8	2.3	-.3
Arch supports and other foot appliances		3842-145	06/83	108.1	(3)	103.7	-4.1	(3)
Crutches, canes and other walking assistance devices		3842-181	08/83	135.2	135.9	136.0	1.6	.1
Therapeutic appliances and supplies, excl. electromedical		3842-186	06/89	125.1	128.3	128.3	5.3	0
Surgical implants		3842-197	06/83	185.5	188.8	188.9	7.1	.1
Other surgical, orthopedic, and prosthetic appliances and supplies		3842-199	06/89	111.3	111.2	110.8	-.1	-.4
Personal industrial safety devices		3842-3	06/83	157.1	158.6	158.5	3.1	-.1
Respiratory protection equipment, including gas, abrasive and canister masks		3842-311	06/83	159.6	159.7	159.6	3.4	-.1
Eye and face protection devices, excluding industrial goggles and eye protectors		3842-331	06/83	170.1	170.1	170.1	1.6	0
Other personal safety devices		3842-371	06/83	140.7	141.6	141.3	1.3	-.2
Safety hats		3842-37102	10/83	142.2	(3)	142.2	1.6	(3)
All other personal safety devices		3842-37103	06/83	137.5	139.1	138.6	1.1	-.4
Electronic hearing aids		3842-4	06/83	119.6	119.6	119.6	-1.7	0
Electronic hearing aids		3842-413	06/83	119.6	119.6	119.6	-1.7	0
Secondary products and miscellaneous receipts		3842-SM						
Miscellaneous receipts		3842-M	07/88	160.6	161.7	161.8	1.8	.1
Contract work and other miscellaneous receipts		3842-XY9	06/89	231.3	232.1	232.4	1.8	.1
Resales		3842-Z89	07/88	122.9	124.2	124.2	1.8	0
Secondary products		3842-S	06/83	137.1	136.7	136.7	.7	0
Surgical and medical instruments and apparatus		3841-S	06/83	140.9	141.0	140.3	2.0	-.5
All other secondary products		3842-SSS	06/83	135.9	135.2	135.5	.1	.2
Dental equipment and supplies	3843		06/85	133.1	135.0	135.4	2.7	.3
Primary products		3843-P	06/85	132.8	134.6	135.1	2.6	.4
Dental casting metals		3843-1	06/85	101.0	102.9	102.7	10.1	-.2
Precious dental casting metals		3843-111	06/85	100.3	102.4	102.2	11.8	-.2
Dental gold alloys		3843-11101	06/85	101.8	103.0	102.7	11.6	-.3
Other precious dental casting alloys		3843-11102	06/85	95.5	100.5	(3)	(3)	(3)
Non-precious dental casting metals		3843-115	06/85	113.7	113.7	113.7	-.7	0
Denture materials		3843-2	06/85	167.4	184.0	183.9	9.9	-.1
Artificial teeth except dentures		3843-201	06/85	178.0	195.6	195.6	9.9	0
Porcelain artificial teeth		3843-20131	06/85	207.2	224.4	224.4	8.3	0
Other artificial teeth, including plastic and acrylic		3843-20135	06/85	155.8	172.9	172.9	11.0	0
Dental professional and laboratory equipment		3843-3	06/85	130.7	130.6	131.7	-1.9	.8
Dental professional equipment		3843-301	06/85	129.8	129.8	130.9	-2.0	.8
Dental chairs		3843-30142	06/85	134.9	134.9	135.6	-1.2	.5
Instrument delivery systems		3843-30143	06/85	137.7	137.7	138.0	-.9	.2
Other dental professional equipment, including sterilizers, except X-ray		3843-30145	06/85	123.8	123.6	125.6	-2.9	1.6
Dental laboratory equipment		3843-351	06/85	141.6	141.6	141.6	.7	0
Dental supplies		3843-4	06/85	141.8	143.0	143.4	2.1	.3
Dental materials		3843-401	06/85	144.7	146.1	146.1	1.2	0
Dental cements and other nonmetallic filling materials		3843-40172	06/85	165.7	168.7	168.7	1.8	0
Waxes, dental gypsums and other consumable supplies		3843-40173	06/85	145.5	147.1	147.1	1.5	0
Dental instruments		3843-402	06/85	128.3	127.5	129.4	1.3	1.5
Dental hand instruments		3843-40257	06/85	127.7	130.0	130.0	3.1	0
Other dental supplies		3843-498	06/85	143.7	145.4	145.6	3.1	.1
Secondary products and miscellaneous receipts		3843-SM						
Miscellaneous receipts		3843-M						
Resales		3843-Z89	06/85	132.0	131.5	131.5	1.5	0
Secondary products		3843-S	06/85	153.0	160.7	160.6	7.9	-.1

See footnotes at end of table.

Digitized for FRASER
http://fraser.stlouisfed.org/
Federal Reserve Bank of St. Louis

Table 5. Producer price indexes for the net output of selected industries and their products—Continued

Industry and product[1]	Industry code	Product code	Index base	Index			Unadjusted percent change to Apr. 1994 from —	
				Dec. 1993[2]	Mar. 1994[2]	Apr. 1994[2]	Apr. 1993	Mar. 1994
X-ray and other irradiation apparatus	3844		06/90	105.1	105.1	105.2	0.1	0.1
Primary products		3844-P	06/85	106.8	106.8	106.9	.1	.1
Medical X-ray equipment		3844-1	06/90	106.9	106.9	106.9	.1	0
Diagnostic medical X-ray equipment		3844-111	06/90	103.2	103.2	103.2	.1	0
Other diagnostic X-ray equipment		3844-11109	06/90	103.7	103.6	103.6	0	0
Irradiation apparatus, except medical		3844-2	06/90	105.4	105.4	105.5	.1	.1
X-ray equipment accessories		3844-213	06/85	140.2	140.2	140.2	0	0
X-ray tubes sold seperately		3844-214	06/90	100.7	100.7	100.7	0	0
Secondary products and miscellaneous receipts		3844-SM						
Electromedical equipment	3845		06/85	111.8	112.0	111.7	-1.4	-.3
Primary products		3845-P	06/85	104.3	104.5	104.2	-1.0	-.3
Diagnostic electromedical equipment		3845-1	06/85	91.9	90.7	89.8	-5.0	-1.0
Electrocardiograph		3845-101	06/85	98.0	98.0	98.0	0	0
Ultrasonic scanning devices		3845-104	06/85	82.4	82.6	82.6	-2.0	0
Magnetic resonance imaging equipment		3845-108	06/90	91.0	87.2	87.3	-13.1	.1
All other diagnostic electromedical equipment		3845-109	06/85	(3)	116.5	116.5	(3)	0
Electrotherapeutic equipment		3845-2	06/85	99.3	97.5	98.2	-2.9	.7
Pacemakers		3845-201	06/85	91.7	92.0	93.3	-3.3	1.4
All other electrotherapeutic equipment		3845-209	06/85	118.0	118.0	(3)	(3)	(3)
Patient monitoring equipment		3845-3	06/85	110.7	111.4	111.2	1.9	-.2
Intensive/coronary care units, including component modules		3845-301	06/85	110.4	(3)	111.1	2.6	(3)
All other patient monitoring equipment		3845-309	06/85	111.2	111.5	111.4	1.1	-.1
Parts and accessories for electromedical and electrotherapeutic equipment		3845-5	06/85	138.6	138.5	138.5	3.2	0
Secondary products		3845-S	06/85	131.8	131.8	(3)	(3)	(3)
Opthalmic goods	385		12/83	124.7	124.8	124.9	1.4	.1
Ophthalmic goods	3851		12/83	124.7	124.8	124.9	1.4	.1
Primary products		3851-P	12/83	124.6	124.7	124.8	1.6	.1
Eyeglass frames (without lenses inserted) and frame parts		3851-1	12/83	160.1	160.1	160.1	.4	0
Complete eyeglass frames without lenses inserted		3851-1A	12/83	173.0	173.0	173.0	.5	0
Metal frames		3851-104	12/90	103.8	(3)	(3)	(3)	(3)
Plastic frames		3851-105	12/90	112.0	112.0	112.0	.4	0
Men's plastic frames		3851-10501	12/90	107.2	107.2	107.2	1.7	0
Glass ophthalmic focus lenses		3851-2	12/83	112.6	114.8	115.7	5.2	.8
Single vision glass lenses		3851-231	12/83	131.2	134.9	134.7	1.5	-.1
Bifocal glass lenses		3851-241	12/83	105.5	107.7	109.3	8.3	1.5
Trifocal and double segment glass lenses		3851-243	12/83	123.0	(3)	123.0	0	(3)
Plastic ophthalmic focus lenses		3851-3	12/83	102.7	102.2	102.2	1.0	0
Single vision plastic lenses		3851-325	12/83	100.5	100.0	100.0	1.3	0
Multifocal plastic lenses		3851-327	12/83	104.4	103.9	103.9	.7	0
Contact lenses		3851-4	12/83	97.8	98.3	97.6	.4	-.7
Hard contact lenses		3851-412	12/83	108.5	108.5	108.5	0	0
Soft contact lenses		3851-413	12/83	85.9	86.5	85.7	.5	-.9
Other ophthalmic goods		3851-5	12/83	130.0	128.9	129.3	1.8	.3
Ophthalmic spectacles, sold with corrective lenses inserted		3851-531	12/83	126.5	126.5	127.5	.6	.8
Industrial eye protectors and parts thereof		3851-541	12/83	161.6	161.6	163.2	8.8	1.0
Sun or glare glasses or goggles, ready-made		3851-551	02/85	125.0	125.0	125.0	2.9	0
Other ophthalmic goods and accessories		3851-592	12/83	86.3	(3)	81.1	-13.3	(3)
Secondary products and miscellaneous receipts		3851-SM						
Miscellaneous receipts		3851-M						
Resales		3851-Z89	01/84	131.3	131.3	131.3	.5	.0
Photographic equipment and supplies	386		12/83	111.5	113.0	112.0	-.4	-.9
Photographic equipment and supplies	3861		12/83	111.5	113.0	112.0	-.4	-.9
Primary products		3861-P	12/83	108.5	110.6	109.3	-.6	-1.2
Still picture equipment		3861-1	12/83	120.4	122.5	122.0	1.5	-.4
All other still picture equipment and accessories		3861-104	12/83	137.0	142.3	140.9	3.0	-1.0
Motion picture equipment and projection screens		3861-2	12/83	129.8	129.8	129.8	.7	0
Photocopying equipment		3861-3	06/93	94.7	99.3	95.0	(3)	-4.3
Prepared photographic chemicals		3861-5	12/83	82.8	82.2	82.2	3.8	0
All other prepared photographic chemicals		3861-502	12/83	66.8	65.6	65.6	-.2	0
Sensitized silver halide materials, except x-ray		3861-6	12/83	(3)	(3)	116.7	1.3	(3)
Sensitized materials, non-silver halide type		3861-7	12/83	136.5	136.4	136.4	1.6	0
Diazo type materials		3861-701	12/83	120.7	120.9	120.9	(3)	0
Dry diazo print paper		3861-70101	06/93	99.4	99.1	99.1	(3)	0
Other non-silver halide sensitized materials		3861-703	12/83	112.4	(3)	(3)	(3)	(3)
Secondary products and miscellaneous receipts		3861-SM						
Miscellaneous receipts		3861-M	06/93	100.0	100.0	100.0	(3)	0
Secondary products		3861-S	12/83	142.5	140.4	140.3	1.0	-.1
Watches, clocks and watchcases	387		06/83	116.5	115.9	115.7	-.1	-.2
Watches, clocks, and watchcases	3873		06/83	116.5	115.9	115.7	-.1	-.2
Primary products		3873-P	06/83	112.8	112.7	112.5	.4	-.2
Clocks, timing mechanisms, time switches, clock movements, clock cases and parts		3873-1	06/83	123.7	122.8	123.0	1.6	.2

See footnotes at end of table.

Digitized for FRASER
http://fraser.stlouisfed.org/
Federal Reserve Bank of St. Louis

Table 5. Producer price indexes for the net output of selected industries and their products—Continued

Industry and product[1]	Industry code	Product code	Index base	Index			Unadjusted percent change to Apr. 1994 from —	
				Dec. 1993[2]	Mar. 1994[2]	Apr. 1994[2]	Apr. 1993	Mar. 1994
Watches, clocks, and watchcases—Continued								
Clocks with mechanical movement		3873-11	06/83	143.8	144.8	144.4	4.9	-0.3
All other household clocks, except alarm		3873-113	06/83	143.0	144.0	143.6	5.6	-.3
Clocks with other time base		3873-12	06/83	113.4	112.4	113.1	.4	.6
Household wall clocks, except alarm		3873-122	06/83	127.6	121.6	123.2	-1.4	1.3
All other complete clocks		3873-125	12/89	100.8	(3)	100.6	-.1	(3)
Timing mechanisms, not for timepiece use, excluding time recording and time stamping machines		3873-15	06/83	117.7	118.1	118.1	.3	0
Household timing mechanisms		3873-153	06/83	116.9	117.3	117.3	.3	0
Complete clock movements		3873-16	12/89	80.7	(3)	(3)	(3)	(3)
Timers & switch clocks w/clock or watch movement or module for timepiece use, w/dial or display		3873-18	10/83	102.8	102.4	104.6	1.8	2.1
Clock cases, case parts and other clock parts, exc. timing motors		3873-19	06/83	161.5	144.9	144.9	3.2	0
Watches and watch parts		3873-2	12/89	105.6	106.2	105.6	-.5	-.6
Watches with imported movements or modules		3873-204	06/83	117.3	118.3	117.6	.1	-.6
Secondary products and miscellaneous receipts		3873-SM						
Miscellaneous receipts		3873-M	06/83	131.9	129.8	129.8	-1.6	0
Resales		3873-Z89	06/83	131.9	129.8	129.8	-1.6	0
Secondary products		3873-S	06/83	131.5	126.2	126.2	-3.9	0
Miscellaneous manufacturing industries	39		12/85	122.1	122.9	123.3	1.8	.3
Jewelry, silverware, and plated ware	391		12/85	124.4	124.8	124.8	2.0	0
Jewelry, precious metal	3911		12/85	124.0	124.3	124.4	2.2	.1
Primary products		3911-P	12/85	124.3	124.6	124.6	2.5	0
Jewelry made of solid platinum metals and solid karat gold		3911-1	12/85	126.8	127.1	127.2	3.1	.1
Rings, complete		3911-111	12/85	126.9	127.3	127.3	2.8	0
Fraternal, college, and school rings		3911-11111	12/85	139.1	140.7	141.1	6.2	.3
Wedding rings		3911-11112	12/85	124.1	124.1	123.9	.9	-.2
Other rings		3911-11114	12/85	122.1	122.0	122.0	2.2	0
Ring mountings		3911-115	12/85	108.2	108.2	108.2	1.2	0
Women's and children's jewelry, excl. watch attachments and rings		3911-131	12/85	132.5	132.7	133.0	3.8	.2
Other jewelry worn or carried, religious jewelry, cigar cases and lighters, compacts, etc.		3911-198	12/85	118.5	118.7	118.3	3.4	-.3
Jewelry made with precious metals, except solid platinum metals and solid karat gold		3911-2	12/85	113.5	114.1	113.9	-.8	-.2
Jewelry made of silver, including platinum metals and karat gold clad to silver		3911-23	12/91	96.6	96.7	96.9	-.9	.2
Women's and children's jewelry, excluding watch attachments and rings		3911-233	12/91	97.3	97.3	97.4	-2.3	.1
Rings and ring mountings		3911-237	12/91	90.3	90.3	90.9	-.5	.7
Other jewelry worn or carried about the person		3911-239	12/91	102.7	103.2	103.2	1.9	0
Other jewelry, except costume jewelry		3911-24	12/91	100.8	101.6	101.1	-.7	-.5
Jewelry made of base metal clad with precious metal		3911-242	12/91	99.3	100.0	99.6	-.7	-.4
Rings and ring mountings		3911-24211	12/91	93.1	92.7	92.7	-7.3	0
Women's and children's jewelry, excluding watch attachments and rings		3911-24231	12/91	100.2	(3)	100.6	.4	(3)
Secondary products and miscellaneous receipts		3911-SM						
Miscellaneous receipts		3911-M	12/85	119.5	119.6	119.6	-5.9	0
Resales		3911-Z89	12/85	118.5	118.7	(3)	(3)	(3)
Secondary products		3911-S	12/85	127.4	127.9	128.5	6.9	.5
All secondary products excl. Jeweler's materials & lapidary work		3911-SSS	12/85	121.8	122.8	122.8	6.4	0
Jeweler's materials and lapidary work		3915-S	01/86	135.0	135.1	136.5	7.7	1.0
Silverware, plated ware and stainless steel ware	3914		06/85	137.0	138.2	138.0	1.4	-.1
Primary products		3914-P	06/85	136.9	138.3	138.1	1.4	-.1
Hollowware, including ecclesiastical ware, novelties, trophies, and other plated ware		3914-1	06/85	141.5	144.5	144.1	2.3	-.3
Electrosilver plated		3914-131	06/85	144.6	(3)	(3)	(3)	(3)
Pewter		3914-153	06/85	118.9	119.3	119.1	.2	-.2
Unplated hollowware of other metals and hollowware plated with other metals		3914-169	12/92	104.4	113.6	113.1	8.3	-.4
Flatware and carving sets made wholly of metal		3914-2	06/85	133.0	132.9	133.0	.6	.1
Sterling silver		3914-211	06/85	142.9	142.9	142.9	1.7	0
Stainless steel		3914-255	06/85	130.8	130.8	130.8	.1	0
Secondary products and miscellaneous receipts		3914-SM						
Secondary products		3914-S	06/85	125.7	125.7	125.7	1.2	0
Jewelers' materials and lapidary work	3915		06/85	113.4	113.7	113.5	.7	-.2
Primary products		3915-P	06/85	113.2	113.5	113.4	.8	-.1
Jewelers' findings and materials		3915-1	06/85	126.1	126.6	126.5	1.2	-.1
Jewelers' findings and materials made of precious metals		3915-11	12/91	103.8	104.1	103.9	1.0	-.2
Jewelers' findings and materials of platinum and karat gold, excluding machine chain		3915-111	12/91	101.6	101.6	101.4	1.1	-.2
Machine chain of platinum and karat gold		3915-112	06/85	158.8	160.4	160.4	1.0	0
Jewelers' findings and materials made of silver		3915-115	12/91	103.9	103.9	103.9	1.4	0
Jewelers' findings and materials made of base metals		3915-12	12/91	105.0	106.3	106.3	2.5	0
Lapidary work and diamond cutting and polishing		3915-2	06/85	87.4	87.4	87.4	0	0
Diamonds for jewelry purposes		3915-211	06/85	86.7	(3)	(3)	(3)	(3)

See footnotes at end of table.

Digitized for FRASER
http://fraser.stlouisfed.org/
Federal Reserve Bank of St. Louis

Table 5. Producer price indexes for the net output of selected industries and their products—Continued

Industry and product[1]	Industry code	Product code	Index base	Index			Unadjusted percent change to Apr. 1994 from —	
				Dec. 1993[2]	Mar. 1994[2]	Apr. 1994[2]	Apr. 1993	Mar. 1994
Jewelers' materials and lapidary work—Continued								
Secondary products and miscellaneous receipts		3915-SM						
Secondary products		3915-S	06/85	123.0	123.2	122.7	0.4	-0.4
Jewelry, precious metal		3911-S	06/85	118.2	118.7	117.7	.6	-.8
Musical instruments	393		06/85	136.1	138.4	138.4	3.5	0
Musical instruments	3931		06/85	136.1	138.4	138.4	3.5	0
Primary products		3931-P	06/85	135.1	137.3	137.3	3.5	0
Pianos		3931-1	06/85	143.2	143.2	145.8	3.2	1.8
Verticals, uprights or consoles, over 37 inches in height		3931-115	06/85	139.6	139.6	142.3	3.2	1.9
Grand pianos		3931-151	06/85	164.8	164.8	169.4	5.2	2.8
Organs, electronic, pipe and reed		3931-2	06/85	119.0	119.0	119.0	1.3	0
Piano and organ parts		3931-3	06/85	147.8	151.2	151.2	14.1	0
Piano parts and materials, except benches		3931-311	06/85	159.2	163.3	163.3	16.1	0
Other musical instruments		3931-4	06/85	141.0	144.6	143.4	2.8	-.8
Woodwinds		3931-413	06/85	148.5	154.3	154.3	5.5	0
Brasswinds		3931-415	06/85	156.8	164.7	164.7	6.1	0
Accessories and parts sold separately, excl. instrument cases and benches		3931-431	06/85	117.5	119.5	119.4	2.2	-.1
Electronic musical instruments, excl organs		3931-451	06/85	143.1	145.0	145.0	1.8	0
Percussion musical instruments, incl cymbals and drums		3931-488	06/85	160.7	162.7	162.7	4.4	0
Secondary products and miscellaneous receipts		3931-SM						
Miscellaneous receipts		3931-M	06/85	172.4	177.3	177.3	5.5	0
Secondary products		3931-S	06/85	112.9	115.5	116.4	3.1	.8
Toys and amusement, sporting, and athletic goods	394		12/85	118.4	119.7	119.6	1.8	-.1
Dolls and stuffed toys	3942		12/85	112.7	113.0	113.0	.6	0
Primary products		3942-P	12/85	113.8	114.2	114.2	.8	0
Dolls and stuffed toy animals		3942-1	12/85	113.8	114.2	114.2	.8	0
Stuffed dolls		3942-111	12/85	107.4	107.3	107.3	1.0	0
Dolls, complete, over 13 inches, except stuffed dolls		3942-112	12/91	101.5	101.8	101.8	.3	0
Other		3942-11212	12/91	101.5	101.8	101.8	.3	0
Dolls, complete, 13 inches and under, except stuffed dolls		3942-113	12/85	127.3	127.8	127.8	.6	0
Other, incl. collectors' miniatures, space fashion dolls & space action figures		3942-11313	12/85	128.2	129.2	129.2	1.1	.0
Stuffed toy animals		3942-121	12/85	106.0	106.6	106.6	.9	0
Secondary products and miscellaneous receipts		3942-SM						
Miscellaneous receipts		3942-M	12/91	101.8	101.8	101.8	.1	0
Resales		3942-Z89	12/91	101.8	101.8	101.8	.1	0
Games, toys, and children's vehicles, except dolls and bicycles	3944		06/85	116.9	118.0	117.7	.9	-.3
Primary products		3944-P	06/85	116.8	118.1	117.7	.9	-.3
Games, excluding toys and hobbies		3944-1	06/85	121.8	123.6	123.6	1.5	0
Board games		3944-101	06/85	130.7	133.2	133.2	1.9	0
Children's board games (under 12 years)		3944-10181	06/85	123.6	125.9	125.9	1.9	0
Family and other board games (12 years and older)		3944-10183	06/85	133.9	136.4	136.4	1.9	0
Sports-oriented action and skill games		3944-185	06/85	123.7	125.2	125.2	1.2	0
Nonsports-oriented action and skill games		3944-187	06/85	117.2	117.8	117.8	.5	0
Puzzles		3944-189	06/85	103.5	104.4	104.4	.9	0
Other games		3944-195	06/85	119.7	116.2	116.2	-2.9	0
Baby carriages and children's vehicles, except bicycles		3944-3	06/85	99.8	100.4	100.5	0	.1
Baby carriages, children's automobiles and tractors, and other children's vehicles		3944-331	12/92	95.9	96.8	96.9	1.0	.1
Toys, excluding games and hobbies		3944-4	06/85	114.9	116.2	115.5	.5	-.6
Non-powered trans. toys, nonriding, excl model kits, units sold without accessories		3944-401	06/85	106.9	109.9	106.5	.8	-3.1
Plastic, over 6 inches in length		3944-40121	06/85	112.5	112.5	112.5	0	0
Other, over 6 inches in length		3944-40123	06/85	109.6	110.3	110.3	.6	0
Doll carriages, strollers, carts, houses, and furniture, excluding collector's miniatures		3944-409	12/92	100.9	100.9	100.9	0	0
Toy trains and equipment, mechanical and electric		3944-415	06/85	111.5	111.5	111.5	[3]	0
Pre-school toys, n.e.c., excluding infant toys		3944-433	06/85	121.8	121.6	121.6	-.2	0
Pre-school playsets		3944-435	06/85	125.2	126.3	126.3	.9	0
Construction sets and building toys		3944-436	12/92	100.7	103.8	103.8	3.1	0
Juv-scale sport. goods and inflatables, inc. sand, water, garden toys, rubber balls, etc.		3944-441	06/85	109.1	109.5	109.5	-.3	0
Housekeeping and cooking toys, including tea sets and play tools		3944-443	06/85	111.8	111.8	111.8	0	0
Other toys not listed above and parts		3944-485	12/92	101.5	102.4	101.9	0	-.5
Hobbies, models: craft kits, sets, & individual units; scientific equip., kits or sets		3944-5	06/85	125.1	125.6	125.5	1.3	-.1
Operating models		3944-512	06/85	139.7	139.7	139.5	1.1	-.1
Operating cars, boats, planes, and other models in individual units, kits, and sets		3944-51213	06/85	140.1	140.1	139.8	1.5	-.2
Static models, plastic and other materials, and components and accessories for models		3944-517	12/92	100.8	101.4	101.4	.6	0
Crafts: kits and supplies individually packaged or in bulk, excluding glass beads		3944-523	06/85	121.0	121.7	121.7	2.4	0
Collectors' miniatures		3944-528	12/92	100.0	100.3	100.3	.3	0

See footnotes at end of table.

Digitized for FRASER
http://fraser.stlouisfed.org/
Federal Reserve Bank of St. Louis

Table 5. Producer price indexes for the net output of selected industries and their products—Continued

Industry and product[1]	Industry code	Product code	Index base	Index			Unadjusted percent change to Apr. 1994 from —	
				Dec. 1993[2]	Mar. 1994[2]	Apr. 1994[2]	Apr. 1993	Mar. 1994
Games, toys, and children's vehicles, except dolls and bicycles—Continued								
Secondary products and miscellaneous receipts		3944-SM						
Miscellaneous receipts		3944-M	11/85	121.5	120.3	120.8	-0.1	0.4
Secondary products		3944-S	06/85	111.2	112.7	112.7	1.6	0
Sporting and athletic goods, n.e.c.	3949		12/85	121.2	122.7	122.9	2.6	.2
Primary products		3949-P	12/85	121.3	123.1	123.1	2.8	0
Fishing tackle and equipment		3949-1	12/85	125.3	125.4	125.4	2.6	0
Fishing tackle		3949-11	12/85	126.2	126.3	126.3	2.7	0
Fishing rods		3949-114	12/85	121.8	122.5	122.5	1.8	0
Graphite		3949-11412	06/92	104.5	106.1	106.1	4.1	0
Fishing reels		3949-115	12/85	133.5	133.5	133.5	3.9	0
Fishing equipment		3949-12	12/85	124.5	124.5	124.5	2.6	0
Casting plugs, spinners, and spoons; flies, lures, and similar artificial baits		3949-124	12/85	116.5	116.5	116.5	3.2	0
Other fishing equipment, including creels, fish and bait buckets, floats, sinkers, etc.		3949-128	12/85	131.6	131.6	131.6	1.5	0
Golf equipment		3949-2	12/85	131.7	133.0	133.1	4.1	.1
Golf balls		3949-231	12/85	104.0	101.8	102.3	-1.1	.5
Golf clubs		3949-242	12/85	121.7	123.5	123.5	5.6	0
Irons		3949-24241	12/85	120.8	122.7	122.7	4.3	0
Woods		3949-24245	12/85	124.0	125.4	125.4	9.0	0
Golf bags		3949-257	12/85	112.0	112.0	112.0	1.4	0
Other golf equipment, such as carts for carrying golf bags, tees, shafts, etc.		3949-298	12/85	198.1	202.7	202.7	3.9	0
Playground equipment		3949-3	06/92	103.2	122.0	122.0	18.7	0
Home playground equipment, including swing sets, slides, seesaws, sandboxes, etc.		3949-311	12/85	138.0	177.4	[3]	[3]	[3]
Gymnasium and exercise equipment		3949-6	06/92	99.6	100.2	100.5	1.7	.3
Gymnasium and gymnastic apparatus and equipment, including balance beams, trampolines, etc.		3949-611	12/85	111.8	111.8	111.8	-.3	0
Weight lifting equipment, including belts, benches, and weights		3949-613	06/92	104.9	104.1	105.2	1.5	1.1
Multipurpose home gyms		3949-615	06/92	92.7	92.7	92.7	1.0	0
Exercise cycles		3949-618	06/92	96.0	[3]	[3]	[3]	[3]
Other health, physical fitness, and exercising equipment		3949-619	12/85	101.0	103.6	103.3	4.6	-.3
Other sporting and athletic goods		3949-9	12/85	117.7	117.9	117.9	.4	0
Billiard equipment		3949-911	06/92	102.6	102.6	[3]	[3]	[3]
Bowling alleys and supplies		3949-913	12/85	117.2	116.8	116.8	-.9	0
Bowling balls		3949-91313	12/85	129.5	128.2	128.2	-3.2	0
Other bowling alley playing supplies, including pins, etc.		3949-91315	06/92	104.6	104.6	104.6	0	0
Baseball and softball equipment		3949-921	12/85	137.7	137.6	137.8	2.1	.1
Baseball bats, including softball bats		3949-9212	12/85	140.5	140.5	140.5	2.9	0
Tennis equipment		3949-941	12/85	105.5	105.2	105.1	.1	-.1
Other tennis equipment and accessories		3949-94113	06/92	99.1	98.8	98.8	.2	0
Archery equipment		3949-951	12/85	121.9	[3]	[3]	[3]	[3]
Winter sports equipment, such as snow skis, bobsleds, etc.		3949-967	06/92	100.6	109.8	[3]	[3]	[3]
Football, baseball, and soccer equipment, n.e.c.		3949-991	12/85	119.0	119.0	119.0	-2.3	0
Above-ground swimming pools, 15 feet in diameter or more		3949-995	12/85	108.1	108.1	108.1	-1.4	0
Other sporting and athletic goods, including tanning beds		3949-999	12/85	121.6	120.6	120.7	-1.1	.1
Secondary products and miscellaneous receipts		3949-SM						
Miscellaneous receipts		3949-M	12/85	117.0	116.6	117.3	1.4	.6
Secondary products		3949-S	12/85	128.6	129.9	129.9	.7	0
Pens, pencils, and other office and artists' materials	395		12/85	122.2	122.6	123.0	1.5	.3
Pens, mechanical pencils, and parts	3951		12/85	129.8	129.3	130.8	2.7	1.2
Primary products		3951-P	12/85	130.0	128.8	130.5	2.3	1.3
Ballpoint pens, complete, including roller pens		3951-2	12/85	125.8	127.2	127.2	2.5	0
Refillable		3951-212	12/85	138.3	139.0	139.0	2.1	0
Non-refillable		3951-214	12/85	99.3	102.2	[3]	[3]	[3]
Markers, fine point and broadtipped		3951-8	06/93	105.6	100.5	105.6	[3]	5.1
Other pens, mechanical pencils, desk sets, pen and pencil parts, and refill cartridges		3951-9	06/93	100.4	100.0	100.3	[3]	.3
Parts for pens, mechanical pencils, including pen holders, refill cartridges		3951-933	12/85	133.6	133.1	133.6	0	.4
Other pens and desk sets		3951-999	06/93	102.8	100.8	101.7	[3]	.9
Secondary products and miscellaneous receipts		3951-SM						
Secondary products		3951-S	12/85	121.3	129.3	129.3	6.6	0
Lead pencils and art goods	3952		12/85	127.4	128.8	128.7	2.2	-.1
Primary products		3952-P	12/85	132.7	134.2	134.0	2.6	-.1
Wood-cased pencils, crayons, and chalk		3952-1	12/85	128.2	130.5	130.2	1.8	-.2
Pencils		3952-111	12/85	127.4	130.0	129.6	2.0	-.3
Black graphite pencils		3952-11111	12/85	127.6	129.9	130.4	2.2	.4
Other pencils, including indelible and colored		3952-11112	12/92	101.7	105.4	101.2	1.2	-4.0
Crayons and chalk, except artists		3952-113	12/85	136.8	137.6	137.6	.5	0
Artists' equipment and supplies		3952-2	12/85	135.3	135.8	135.8	3.6	0
Modeling clay and ceramic glaze		3952-209	12/92	107.8	109.9	109.9	9.9	0
Other art materials, including water colors, finger paint, chalk, and block printing ink		3952-213	12/85	135.4	135.6	135.6	1.0	0
Secondary products and miscellaneous receipts		3952-SM						
Secondary products		3952-S	12/85	111.8	113.9	113.9	2.4	0

See footnotes at end of table.

Digitized for FRASER
http://fraser.stlouisfed.org/
Federal Reserve Bank of St. Louis

Table 5. Producer price indexes for the net output of selected industries and their products—Continued

Industry and product[1]	Industry code	Product code	Index base	Index			Unadjusted percent change to Apr. 1994 from —	
				Dec. 1993[2]	Mar. 1994[2]	Apr. 1994[2]	Apr. 1993	Mar. 1994
Marking devices	3953		12/85	121.1	122.1	121.9	1.5	-0.2
Primary products		3953-P	12/85	120.9	122.1	121.8	1.8	-.2
Rubber and vinyl stamps		3953-1	12/85	126.3	126.6	126.6	2.2	0
Hand stamps and dies		3953-113	12/85	123.0	123.3	123.3	2.7	0
Permanently inked stamps, excluding printing dies		3953-115	12/85	120.2	120.2	120.2	[3]	0
Mechanical hand stamps, self inkers including daters, time and numbering stamps		3953-2	12/85	144.4	148.5	147.3	2.7	-.8
Embossing seals, including notary, engineering, corporate, stationery, etc.		3953-3	12/85	134.0	[3]	134.0	0	[3]
Metal hand stamps, steel incising and embossing dies		3953-4	12/85	119.1	119.1	119.1	0	0
Other marking devices; stencils, stamp pads and branding irons		3953-5	12/85	107.1	108.6	108.5	1.8	-.1
Secondary products and miscellaneous receipts		3953-SM						
Miscellaneous receipts		3953-M	12/85	119.0	119.0	119.0	[3]	0
Secondary products		3953-S	12/85	123.4	123.4	123.4	0	0
Carbon paper and inked ribbons	3955		12/85	110.2	110.3	110.3	-.7	0
Primary products		3955-P	12/85	110.5	110.5	110.5	-.9	0
Inked ribbons		3955-1	12/85	96.1	95.8	95.8	-1.5	0
Typewriter ribbons, fabric and film		3955-113	06/92	94.4	94.9	94.9	-2.5	0
Computer ribbons		3955-117	12/85	98.6	98.2	98.2	-1.1	0
Other inked ribbons		3955-119	12/85	106.6	105.3	105.3	-1.1	0
Carbon and stencil paper		3955-2	12/85	127.2	128.0	128.0	.6	.0
Secondary products and miscellaneous receipts		3955-SM						
Secondary products		3955-S	06/92	98.2	100.3	100.3	2.1	0
Costume jewelry, costume novelties, buttons, and miscellaneous notions	396		12/85	117.2	117.6	117.8	.6	.2
Costume jewelry and costume novelties, except precious metal	3961		06/85	120.0	120.1	120.4	.1	.2
Primary products		3961-P	06/85	117.7	117.9	118.3	.2	.3
Costume jewelry and costume novelties made of base metal, whether electroplated or not		3961-1	06/85	119.5	119.6	120.0	.5	.3
Rings and ring mountings		3961-111	06/85	104.9	106.0	106.0	1.0	0
Men's jewelry, excluding watch attachments and rings		3961-112	06/85	141.6	141.6	141.6	0	0
Women's and children's jewelry and novelties, excluding watch attachments and rings		3961-113	06/85	115.6	115.6	116.2	.9	.5
Other costume jewelry and costume novelties		3961-2	06/85	103.8	105.0	105.0	-4.5	0
Imitation pearls, and other costume jewelry		3961-214	06/92	97.1	98.5	98.5	-1.5	0
Secondary products and miscellaneous receipts		3961-SM						
Secondary products		3961-S	06/85	131.3	131.3	131.0	.2	-.2
Fasteners, buttons, needles, and pins	3965		12/85	118.8	119.5	119.5	1.2	0
Primary products		3965-P	12/85	119.0	119.8	119.8	1.5	0
Buttons and parts, except for precious or semiprecious metals and stones		3965-1	12/85	117.4	117.7	117.7	.7	0
Plastic		3965-131	12/85	112.4	112.4	112.4	-.3	0
Polyester		3965-13141	12/85	114.4	114.4	114.4	-.3	0
Other buttons, fabric covered, wood, bone and hoof, vegetable, ivory, leather, pearl or shell		3965-198	12/85	143.2	148.0	148.0	3.9	0
Needles, pins and fasteners		3965-2	12/85	119.1	120.0	120.0	1.7	0
Zippers and slide fasteners		3965-22	12/85	123.0	124.8	124.8	3.7	0
Plastic zippers and slide fasteners		3965-221	12/85	107.5	110.8	110.8	4.9	0
Nylon		3965-22117	12/85	109.2	[3]	[3]	[3]	[3]
Other plastic		3965-22118	12/85	115.1	123.3	123.3	7.5	0
Metal zippers and slide fasteners		3965-222	12/85	135.4	135.4	135.4	2.6	0
Brass		3965-22218	12/85	109.4	109.4	109.4	0	0
Needles, pins, fasteners, and similar notions		3965-23	12/85	114.9	115.3	115.4	.6	.1
Snap fasteners		3965-231	12/85	107.1	107.1	107.1	.2	0
Buckles		3965-232	12/85	125.0	125.3	125.3	-.2	0
Metal buckles, incl. fabric covered for wearing apparel		3965-23217	12/85	125.2	125.5	125.5	-.2	0
Other fasteners and apparel trimming incl. tape trim, hooks, eyes, etc.		3965-233	12/85	115.7	116.7	116.6	1.8	-.1
Needles		3965-235	02/86	116.6	117.6	120.2	2.6	2.2
Pins		3965-236	12/85	116.3	118.0	118.0	1.5	0
Secondary products and miscellaneous receipts		3965-SM						
Miscellaneous receipts		3965-M	12/90	105.2	105.5	105.5	-.6	0
Resales		3965-Z89	12/90	105.2	105.5	105.5	-.6	0
Secondary products		3965-S	12/85	117.4	117.9	117.8	.3	-.1
Miscellaneous manufacturing industries	399		12/85	123.3	124.1	124.9	1.9	.6
Brooms and brushes	3991		12/85	119.9	121.0	121.3	2.2	.2
Primary products		3991-P	12/85	121.8	123.5	123.6	2.6	.1
Brooms		3991-1	12/85	116.8	122.9	122.9	5.9	0
Household floor brooms		3991-111	12/85	121.7	127.9	127.9	6.0	0
Other brooms (industrial, whisk, toy, hearth, street, stable, etc.)		3991-112	12/85	113.3	119.4	119.4	5.8	0
Paint and varnish brushes and rollers		3991-2	12/85	123.0	123.3	123.4	1.8	.1
Whitewash, kalsomine, paperhanging, marking, and stenciling brushes		3991-211	12/85	124.6	125.1	125.2	1.9	.1
Pure bristle		3991-21115	12/85	122.5	122.5	122.6	3.4	.1
Synthetic bristle and other materials, including mixtures		3991-21116	12/85	126.0	126.7	126.7	1.3	0

See footnotes at end of table.

Digitized for FRASER
http://fraser.stlouisfed.org/
Federal Reserve Bank of St. Louis

Table 5. Producer price indexes for the net output of selected industries and their products—Continued

Industry and product[1]	Industry code	Product code	Index base	Index			Unadjusted percent change to Apr. 1994 from —	
				Dec. 1993[2]	Mar. 1994[2]	Apr. 1994[2]	Apr. 1993	Mar. 1994
Brooms and brushes—Continued								
Paint rollers, roller frames, replacement rollers, and paint pads		3991-212	12/85	120.3	120.3	120.3	1.8	0
Replacement rollers		3991-21217	12/85	122.5	122.5	122.8	1.3	.2
Other brushes		3991-3	12/85	122.3	123.8	123.9	2.3	.1
Personal brushes		3991-311	12/85	118.9	(3)	118.9	–.3	(3)
Hairbrushes and other brushes, including shaving brushes		3991-31118	12/92	99.4	(3)	99.4	–.3	(3)
Maintenance brushes (floorsweeps and brushes, scrub brushes, dusting brushes, etc.)		3991-312	12/85	118.1	120.9	121.1	4.0	.2
Household, including any twisted-in-brushes		3991-31215	12/85	116.8	119.1	119.1	4.4	0
Industrial, including any twisted-in-wire brushes		3991-31216	12/85	119.9	122.9	123.3	3.9	.3
Industrial brushes, except maintenance, including power-driven rotary brushes		3991-313	12/85	125.4	126.9	127.1	1.5	.2
Other brushes, including artists' brushes and hair pencils, excl. artists' airbrushes		3991-314	12/85	147.7	148.8	148.8	4.3	0
Secondary products and miscellaneous receipts		3991-SM						
Miscellaneous receipts		3991-M	12/92	100.0	100.4	100.8	1.4	.4
Resales		3991-Z89	12/92	100.0	100.4	100.8	1.4	.4
Secondary products		3991-S	12/85	119.0	116.9	119.0	0	1.8
House furnishings, n.e.c.		2392-S	12/85	138.7	138.7	138.7	0	0
Other secondary products		3991-SSS	12/85	109.3	106.1	109.3	0	3.0
Signs and advertising displays	3993		12/85	124.0	124.1	125.2	2.0	.9
Primary products		3993-P	12/85	124.4	124.3	124.7	1.6	.3
Electric signs		3993-1	12/85	123.4	123.5	123.5	.7	0
Luminous tubing signs		3993-101	12/85	117.8	116.8	116.9	–.4	.1
Fluorescent signs		3993-102	12/85	132.7	133.6	133.6	1.7	0
Other electric signs		3993-104	12/85	(3)	(3)	(3)	(3)	(3)
Non-electric signs		3993-2	12/85	126.1	126.2	126.9	3.0	.6
Metal signs		3993-201	12/85	113.4	114.5	114.9	4.5	.3
Wood signs		3993-202	12/85	119.8	119.8	121.9	2.7	1.8
Plastic signs, non-illuminated		3993-203	12/85	133.8	133.8	134.6	3.0	.6
Other non-electric signs		3993-204	12/85	135.9	135.9	136.7	1.2	.6
Advertising specialties		3993-3	12/85	122.1	121.2	121.2	–.5	0
Secondary products and miscellaneous receipts		3993-SM						
Miscellaneous receipts		3993-M	12/85	116.0	117.7	126.0	6.8	7.1
Secondary products		3993-S	12/85	140.0	140.0	140.0	0	0
Burial caskets	3995		12/84	132.7	137.5	137.5	3.8	0
Primary products		3995-P	12/84	132.8	137.4	137.4	3.6	0
Metal caskets and coffins, completely lined and trimmed, adult sizes only		3995-1	12/84	132.7	137.4	137.4	3.6	0
Steel caskets and coffins (excluding stainless steel)		3995-113	12/84	132.0	136.7	136.7	3.6	0
Other metal caskets and coffins (stainless steel, bronze, copper, etc.)		3995-115	12/84	137.8	142.8	142.8	3.6	0
Wood caskets and coffins, completely lined and trimmed, adult sizes only		3995-2	12/84	144.5	150.2	150.1	4.3	–.1
Cloth covered, softwood		3995-211	12/84	148.3	154.1	154.1	5.1	0
Hardwood		3995-252	12/84	143.4	149.1	149.0	4.1	–.1
Other caskets and coffins and metal vaults		3995-3	12/84	117.5	119.5	119.5	1.8	0
Caskets, other than metal or wood, lined and trimmed, plus all children's sizes		3995-311	12/84	115.7	116.6	116.6	1.9	0
Hard surface floor coverings	3996		12/85	128.3	130.5	130.6	1.8	.1
Primary products		3996-P	12/85	130.5	132.8	132.9	1.9	.1
Resilient floor covering		3996-1	12/85	130.5	132.8	132.9	1.9	.1
Sheet vinyl flooring		3996-111	12/85	129.9	133.0	133.1	2.5	.1
Floor tile		3996-122	12/85	127.8	128.8	128.7	.9	–.1
Vinyl composition tile		3996-1223	12/85	130.6	131.0	131.0	.2	0
Plain backed		3996-12236	12/85	138.8	138.8	138.8	–.2	0
Other floor covering		3996-198	12/85	(3)	(3)	162.5	2.5	(3)
Manufacturing industries, n.e.c.	3999		12/85	121.4	121.6	122.6	1.2	.8
Primary products		3999-P	12/85	122.9	123.1	124.2	1.2	.9
Chemical fire extinguishing equipment and parts		3999-1	12/85	133.0	133.0	144.1	8.3	8.3
Hand portable extinguishers		3999-113	12/85	141.1	141.1	141.7	.4	.4
Dry chemical		3999-11312	12/85	132.8	132.8	133.4	.4	.5
Coin operated amusement machines		3999-2	12/85	128.1	128.1	128.1	–.2	0
Arcade and amusement center type electronic games		3999-212	12/85	128.9	128.9	128.9	–.2	0
Matches		3999-3	12/85	138.6	138.6	138.6	–.2	0
Paper stem, packed in books or otherwise		3999-361	12/85	139.4	139.4	139.4	–.2	0
Candles		3999-4	12/85	128.3	128.3	128.3	.2	0
Lampshades		3999-5	12/90	107.3	107.3	107.3	2.9	0
Feathers, plumes, and artificial trees and flowers		3999-8	12/85	120.1	120.3	120.3	.2	0
Artificial Christmas trees, all types (metal, plastics, etc.)		3999-813	12/85	111.0	110.8	110.8	–.2	0
Artificial flowers, fruits, and wreaths		3999-815	12/85	121.3	122.2	122.2	.7	0
Other materials		3999-81517	12/85	125.3	126.6	126.6	1.0	0
Miscellaneous fabricated products, n.e.c.		3999-9	12/85	125.5	126.0	126.2	1.4	.2
Other miscellaneous fabricated products, n.e.c.		3999-998	12/85	125.1	125.0	125.3	2.2	.2
Secondary products and miscellaneous receipts		3999-SM						
Miscellaneous receipts		3999-M	12/85	104.5	104.5	104.5	1.3	0
Resales		3999-Z89	12/90	102.3	102.3	102.3	1.2	0
Secondary products		3999-S	12/85	117.1	117.5	117.5	.4	0

See footnotes at end of table.

Digitized for FRASER
http://fraser.stlouisfed.org/
Federal Reserve Bank of St. Louis

Table 5. Producer price indexes for the net output of selected industries and their products—Continued

Industry and product[1]	Industry code	Product code	Index base	Index			Unadjusted percent change to Apr. 1994 from —	
				Dec. 1993[2]	Mar. 1994[2]	Apr. 1994[2]	Apr. 1993	Mar. 1994
Services industries								
Railroads, line haul operations	4011		12/84	111.3	112.0	111.9	1.2	-0.1
Farm products		4011-A1	12/84	114.5	114.8	114.3	.7	-.4
Grain		4011-A11	12/84	115.7	115.7	115.1	.5	-.5
Metallic ores		4011-A2	12/84	106.6	106.8	106.8	.2	0
Iron ores		4011-A21	12/84	107.1	107.5	107.5	.4	0
Coal		4011-A3	12/84	106.9	107.4	107.3	.9	-.1
Bituminous coal		4011-A31	12/84	106.9	107.5	107.4	.9	-.1
Non-metallic minerals		4011-A4	12/84	119.8	120.0	120.0	.7	0
Food products		4011-A5	12/84	109.6	110.8	110.7	1.7	-.1
Wood or lumber products		4011-A6	12/84	110.2	110.2	110.2	.8	0
Lumber or dimension stocks		4011-A61	12/84	106.4	106.4	106.4	.8	0
Pulp, paper, or allied products		4011-A7	12/84	112.9	112.9	112.9	.6	0
Chemical or allied products		4011-A8	12/84	116.3	117.9	117.7	1.6	-.2
Potassium or sodium inorganic compounds		4011-A81	12/84	116.7	117.3	116.3	.1	-.9
Petroleum or coal products		4011-A9	12/84	110.7	112.0	111.8	1.3	-.2
Clay, concrete, glass, or stone products		4011-B1	12/84	118.0	120.6	120.6	2.5	0
Primary metal products		4011-B2	12/84	115.8	115.8	115.8	-.4	0
Primary iron or steel products		4011-B21	12/84	111.6	111.6	111.6	0	0
Transportation equipment		4011-B3	12/84	114.8	115.4	115.4	2.4	0
Motor vehicles		4011-B31	12/84	116.1	116.6	116.6	1.6	0
Motor vehicle parts or accessories		4011-B32	12/84	109.4	109.4	109.4	0	0
Waste or scrap materials		4011-B4	12/84	114.8	117.2	117.2	2.0	0
Shipper assn or similar traffic		4011-B5	12/84	102.3	102.3	102.3	1.4	0
Miscellaneous mixed shipments		4011-B6	12/84	106.7	106.7	106.7	.9	0
Motor freight transportation and warehousing	42		06/93	100.2	101.3	101.4	[3]	.1
Trucking and courier services, except air	421		06/93	100.2	101.3	101.4	[3]	.1
Local trucking without storage	4212		06/93	100.1	100.7	100.9	[3]	.2
Primary services		4212-P	06/93	100.1	100.6	100.8	[3]	.2
General freight		4212-1	06/93	101.5	102.6	102.8	[3]	.2
Garbage and trash collection		4212-2	06/93	104.8	105.6	105.6	[3]	0
Dump trucking		4212-3	06/93	99.6	99.1	99.2	[3]	.1
Other trucking without storage		4212-4	06/93	96.0	96.5	96.8	[3]	.3
Agricultural products		4212-402	06/93	100.7	100.7	100.7	[3]	0
Household goods moving		4212-403	06/93	100.2	100.0	102.2	[3]	2.2
Other local trucking without storage, n.e.c.		4212-404	06/93	92.2	93.2	93.1	[3]	-.1
Other receipts		4212-SM	06/93	100.1	102.3	103.7	[3]	1.4
Trucking, except local	4213		06/92	101.1	102.4	102.4	1.8	0
Primary services		4213-P	06/92	101.1	102.4	102.5	1.9	.1
Agricultural trucking		4213-1	06/92	97.9	98.1	98.1	2.7	0
Exempt		4213-111	06/92	95.8	96.2	96.2	3.9	0
Nonexempt		4213-112	06/92	103.4	103.4	103.4	.1	0
Household goods carriage		4213-2	06/92	101.0	101.0	101.9	2.0	.9
General freight		4213-3	06/92	101.1	103.0	102.9	1.8	-.1
Less-than-truckload		4213-311	06/92	104.2	106.2	106.3	3.7	.1
Truckload		4213-312	06/92	98.1	99.9	99.7	-.1	-.2
Other trucking		4213-4	06/92	102.0	101.7	101.8	1.6	.1
Leasing of truck with driver		4213-5	06/92	103.6	103.1	103.2	3.0	.1
Other receipts		4213-SM	06/92	101.5	102.0	102.0	1.5	0
Local trucking with storage	4214		06/93	100.0	100.2	100.3	[3]	.1
Primary services		4214-P	06/93	100.0	100.3	100.3	[3]	0
Other receipts		4214-SM	06/93	100.0	100.2	100.4	[3]	.2
Courier services, except by air	4215		12/92	102.5	104.0	104.0	1.5	0
Primary services		4215-P	12/92	102.5	104.1	104.0	1.4	-.1
Local courier services		4215-111	12/92	100.7	100.9	100.9	-.4	0
Non-local courier services		4215-211	12/92	103.1	105.1	105.1	1.9	0
Other receipts		4215-SM	12/92	102.5	102.5	102.5	2.0	0
Public warehousing and storage	422		06/93	100.7	101.1	101.1	[3]	0
Farm product warehousing and storage	4221		12/92	100.5	100.7	100.7	.9	0
Primary services		4221-P	12/92	100.7	100.7	100.7	.7	0
Warehousing and storage		4221-1	12/92	100.5	100.5	100.5	.5	0
Grain		4221-101	12/92	100.3	100.3	100.3	.3	0
Cotton		4221-102	12/92	101.2	101.2	101.2	1.2	0
Wool and mohair		4221-104	12/92	99.6	99.6	99.6	-.4	0
Other farm products		4221-105	12/92	100.9	100.9	100.9	.9	0
Other storage related services		4221-2	12/92	102.3	102.3	102.3	2.3	0
Other receipts		4221-SM	12/92	97.6	100.7	100.6	2.8	-.1
Refrigerated warehousing and storage	4222		12/91	102.3	102.6	102.6	.8	0
Primary services		4222-P	12/91	102.3	102.6	102.6	.8	0
Refrigerated warehousing		4222-1	12/91	102.3	102.6	102.6	.8	0

See footnotes at end of table.

Digitized for FRASER
http://fraser.stlouisfed.org/
Federal Reserve Bank of St. Louis

Table 5. Producer price indexes for the net output of selected industries and their products—Continued

Industry and product[1]	Industry code	Product code	Index base	Index			Unadjusted percent change to Apr. 1994 from —	
				Dec. 1993[2]	Mar. 1994[2]	Apr. 1994[2]	Apr. 1993	Mar. 1994
Refrigerated warehousing and storage—Continued								
Commodities in cold storage		4222-111	12/91	102.1	102.5	102.5	1.0	0
Fruits		4222-11101	12/91	101.8	101.8	101.8	1.7	0
Vegetables		4222-11102	12/91	100.4	100.4	100.4	-.5	0
Meats		4222-11103	12/91	108.5	108.5	108.5	-.9	0
Dairy		4222-11104	12/91	98.5	98.0	98.0	-.5	0
Poultry		4222-11105	12/91	99.6	99.6	99.6	0	0
Prepared foods		4222-11106	12/91	102.9	103.9	103.9	1.0	0
Fish and seafood		4222-11107	12/91	101.6	103.2	103.2	2.2	0
Other commodities in cold storage		4222-11109	12/91	102.8	103.0	103.0	2.8	0
Other storage related services		4222-112	12/91	103.7	103.7	103.7	.2	0
Other receipts		4222-SM	12/91	102.3	102.3	102.3	0	0
General warehousing and storage	4225		06/93	101.0	101.4	101.5	[3]	.1
Primary services		4225-P	06/93	101.8	102.2	102.3	[3]	.1
General merchandise warehouse		4225-1	06/93	101.8	101.7	101.7	[3]	0
Self-service storage		4225-2	06/93	101.7	103.8	104.1	[3]	.3
Other receipts		4225-SM	06/93	88.8	89.9	89.9	[3]	0
United States Postal Service	43		06/89	119.8	119.8	119.8	0	0
United States Postal Service	4311		06/89	119.8	119.8	119.8	.0	.0
Primary services		4311-P	06/89	119.8	119.8	119.8	0	0
First class mail		4311-1	06/89	117.0	117.0	117.0	0	0
Letter mail		4311-111	06/89	116.6	116.6	116.6	0	0
Post cards		4311-112	06/89	126.5	126.5	126.5	0	0
Priority mail		4311-113	06/89	119.0	119.0	119.0	0	0
Second class mail		4311-2	06/89	123.6	123.6	123.6	0	0
In county mail		4311-211	06/89	125.2	125.2	125.2	0	0
Regular rate mail		4311-212	06/89	121.9	121.9	121.9	0	0
Nonprofit rate mail		4311-213	06/89	130.9	130.9	130.9	0	0
Classroom rate mail		4311-214	06/89	111.9	111.9	111.9	0	0
Third class mail		4311-3	06/89	129.1	129.1	129.1	0	0
Single piece mail		4311-311	06/89	115.5	115.5	115.5	0	0
Regular bulk mail		4311-312	06/89	127.6	127.6	127.6	0	0
Nonprofit bulk mail		4311-313	06/89	139.8	139.8	139.8	0	0
Fourth class mail		4311-4	06/89	115.6	115.6	115.6	0	0
Parcel post		4311-411	06/89	118.0	118.0	118.0	0	0
Bound printed matter		4311-412	06/89	108.0	108.0	108.0	0	0
Special rate mail		4311-413	06/89	118.5	118.5	118.5	0	0
Library rate mail		4311-414	06/89	102.6	102.6	102.6	0	0
International mail		4311-5	06/89	106.4	106.4	106.4	0	0
International air mail		4311-511	06/89	105.2	105.2	105.2	0	0
International surface mail		4311-512	06/89	123.6	123.6	123.6	0	0
Terminal dues and transit fees		4311-513	06/89	100.0	100.0	100.0	0	0
Special services and fees		4311-6	06/89	118.1	118.1	118.1	0	0
Special services		4311-611	06/89	121.9	121.9	121.9	0	0
Domestic mail fees		4311-612	06/89	99.0	99.0	99.0	0	0
Other services and fees		4311-613	06/89	111.7	111.7	111.7	0	0
Express mail		4311-912	06/89	115.8	115.8	115.8	0	0
Mailgram service		4311-913	06/89	100.0	100.0	100.0	0	0
Water transportation	44		12/92	99.1	99.1	99.2	-.9	.1
Deep sea foreign transportation of freight	4412		06/88	117.2	116.1	116.2	.6	.1
Primary services		4412-P	06/88	116.7	115.8	115.9	-.3	.1
Inbound liner		4412-1	06/88	102.4	101.7	101.7	-.3	0
Outbound liner		4412-2	06/88	139.0	138.3	138.3	-.6	0
Domestic deep sea transportation of freight	4424		06/88	114.2	116.1	116.4	-4.7	.3
Primary services		4424-P	06/88	114.2	116.1	116.4	-4.7	.3
Noncontiguous area transportation		4424-1	06/88	109.6	111.9	114.7	-6.5	2.5
Other noncontiguous area transportation		4424-151	06/88	119.8	121.2	121.1	2.0	-.1
Coastwise transportation		4424-2	06/88	120.9	122.4	119.7	-2.7	-2.2
Refined petroleum products		4424-241	06/88	128.8	129.6	125.6	-5.7	-3.1
Other coastwise transportation		4424-251	06/88	102.0	105.4	105.6	6.8	.2
Secondary and miscellaneous services		4424-SM						
Secondary services		4424-S	06/88	97.1	97.1	97.1	5.5	0
Freight transportation on the Great Lakes-St. Lawrence Seaway	4432		12/91	101.6	103.6	102.9	2.2	-.7
Primary services		4432-P	12/91	101.6	103.6	102.9	2.2	-.7
Transportation of freight between U.S. ports		4432-1	12/91	101.6	103.6	102.9	2.2	-.7
Self-propelled dry bulk cargo vessel service		4432-111	12/91	101.5	103.3	102.7	2.1	-.6
Iron ore and concentrates		4432-11101	12/91	102.8	104.4	101.2	.3	-3.1
Coal and lignite		4432-11102	12/91	102.4	[3]	111.3	8.7	[3]
Limestone		4432-11103	12/91	94.5	96.0	92.5	-2.9	-3.6
Water transportation of freight, n.e.c.	4449		12/90	93.4	93.2	93.7	-1.5	.5
Primary services		4449-P	12/90	93.8	93.5	94.1	-1.7	.6
Mississippi River transportation		4449-1	12/90	93.3	92.8	93.4	-2.4	.6

See footnotes at end of table.

Digitized for FRASER
http://fraser.stlouisfed.org/
Federal Reserve Bank of St. Louis

Table 5. Producer price indexes for the net output of selected industries and their products—Continued

Industry and product[1]	Industry code	Product code	Index base	Index			Unadjusted percent change to Apr. 1994 from —	
				Dec. 1993[2]	Mar. 1994[2]	Apr. 1994[2]	Apr. 1993	Mar. 1994
Water transportation of freight, n.e.c.—Continued								
Farm products		4449-121	12/90	76.1	86.7	86.6	-13.8	-0.1
Chemicals		4449-131	12/90	91.2	89.3	89.3	1.8	0
Coal		4449-141	12/90	94.6	90.2	89.8	-5.0	-.4
Refined petroleum products		4449-151	12/90	100.8	100.7	101.1	1.0	.4
Non-metallic minerals		4449-161	12/90	90.8	84.0	91.7	2.2	9.2
Other Mississippi River transportation		4449-171	12/90	96.6	100.0	100.0	4.8	0
Atlantic inland waterways transportation		4449-2	12/90	92.7	94.3	[3]	[3]	[3]
Pacific inland waterways transportation		4449-3	12/90	107.2	107.2	107.2	3.1	0
Secondary and miscellaneous services		4449-SM						
Secondary services		4449-S	12/90	89.7	90.0	90.2	1.6	.2
Deep sea domestic transportation		4424-S	12/90	89.2	89.5	89.7	1.9	.2
Other secondary services		4449-SSS	12/90	94.4	95.0	95.0	-.5	0
Marine cargo handling	4491		12/91	103.1	102.9	102.9	.6	0
Primary services		4491-P	12/91	103.3	103.1	103.1	.7	0
Government operations/services		4491-1	12/91	107.5	111.5	111.5	4.0	0
Terminal charges		4491-102	12/91	105.1	105.7	105.7	1.4	0
Non-government operations		4491-2	12/91	102.6	101.6	101.7	.1	.1
Stevedoring services		4491-201	12/91	102.5	101.0	101.0	.2	0
Containers		4491-20101	12/91	110.3	109.8	114.5	5.9	4.3
Break bulk		4491-20102	12/91	104.5	104.5	99.7	-3.8	-4.6
Neobulk (including automobiles)		4491-20103	12/91	98.8	[3]	98.8	3.3	[3]
Dry bulk		4491-20104	12/91	99.3	90.2	90.2	-9.0	0
Terminal charges		4491-202	12/91	102.7	102.8	102.8	-.2	0
Wharfage		4491-20201	12/91	106.5	106.5	106.5	.9	0
Other terminal charges		4491-20202	12/91	100.2	100.2	100.2	-1.1	0
Other receipts		4491-SM	12/91	101.8	101.8	101.8	.5	0
Tugging and towing services	4492		12/92	100.0	100.2	100.1	.1	-.1
Primary services		4492-P	12/92	99.5	99.7	99.8	-.3	.1
Ship assistance services		4492-1	12/92	99.5	99.7	99.8	-.3	.1
Vessel docking and undocking services		4492-101	12/92	98.9	99.2	99.4	-.9	.2
Auxiliary harbor services		4492-102	12/92	100.6	100.6	100.6	.8	0
Other receipts		4492-SM	12/92	102.3	102.6	101.2	1.7	-1.4
Transportation by air	45		12/92	108.2	108.5	108.1	3.4	-.4
Air transportation, scheduled and air courier services	451		12/89	128.9	129.3	128.4	3.8	-.7
Air transportation, scheduled	4512		12/89	130.6	131.0	130.0	4.0	-.8
Primary services		4512-P	12/89	130.9	131.5	130.3	4.2	-.9
Scheduled air cargo transportation		4512-1	12/87	112.8	111.5	110.7	-1.1	-.7
Property		4512-111	12/87	118.0	116.3	115.7	-1.0	-.5
Freight		4512-11101	12/87	116.4	114.8	113.9	-1.1	-.8
Express		4512-11102	12/87	149.2	146.4	153.5	1.9	4.8
Mail		4512-112	12/87	97.2	97.2	95.6	-1.6	-1.6
U.S. mail		4512-11201	12/87	89.2	89.2	87.8	-1.6	-1.6
Scheduled air passenger transportation		4512-2	12/89	132.7	133.4	132.2	4.6	-.9
Domestic		4512-211	12/89	136.3	136.8	136.0	5.3	-.6
First class, including business		4512-21101	12/89	121.1	121.3	121.3	5.0	0
First class discount		4512-21102	12/89	136.1	139.0	139.0	3.6	0
Coach		4512-21103	12/89	153.9	144.7	143.8	-4.0	-.6
Coach discount		4512-21104	12/89	136.2	139.6	138.3	9.8	-.9
Other receipts		4512-SM						
Transport-related receipts		4512-S	12/89	125.7	124.4	125.8	1.2	1.1
Other transport-related receipts		4512-SSS	12/89	126.8	126.9	126.9	-.6	0
Air courier services	4513		12/89	106.0	107.2	107.2	1.1	0
Primary services		4513-P	12/87	107.3	108.5	108.5	1.2	0
Air transportation, nonscheduled	4522		06/92	102.0	102.5	102.4	.3	-.1
Primary services		4522-P	06/92	102.1	102.5	102.4	.1	-.1
Air taxi service		4522-1	06/92	104.6	104.9	105.0	1.0	.1
Air taxi service, passenger and cargo		4522-101	06/92	100.3	100.7	100.7	.6	0
Air ambulance		4522-102	06/92	113.7	113.8	114.2	1.9	.4
Charter service, excluding air taxi		4522-2	06/92	97.6	98.0	97.6	-1.5	-.4
Public charter		4522-201	06/92	100.6	[3]	100.5	-.1	[3]
Other passenger charter		4522-202	06/92	95.9	95.9	95.9	-3.0	0
Cargo charter		4522-203	06/92	98.6	99.7	98.7	0	-1.0
Other receipts		4522-SM	06/92	101.1	102.4	102.4	1.7	0
Airports, flying fields, and airport services	4581		06/92	99.8	99.9	102.3	1.3	2.4
Primary services		4581-P	06/92	99.6	99.7	102.1	1.2	2.4
Services provided by airports		4581-1	06/92	99.7	99.6	103.8	3.1	4.2
Commercial airport services		4581-111	06/92	98.9	98.8	103.5	2.1	4.8
Lease space for concessions		4581-11111	06/92	101.4	97.5	110.7	4.3	13.5
Services rendered to air passenger & cargo carriers		4581-11112	06/92	100.9	102.9	103.0	3.2	.1
Other commercial airport services		4581-11113	06/92	90.6	92.9	91.5	-5.0	-1.5
Non-commercial airport services		4581-112	06/92	103.6	104.4	105.3	8.7	.9

See footnotes at end of table.

Digitized for FRASER
http://fraser.stlouisfed.org/
Federal Reserve Bank of St. Louis

Table 5. Producer price indexes for the net output of selected industries and their products—Continued

Industry and product[1]	Industry code	Product code	Index base	Index			Unadjusted percent change to Apr. 1994 from —	
				Dec. 1993[2]	Mar. 1994[2]	Apr. 1994[2]	Apr. 1993	Mar. 1994
Airports, flying fields, and airport services—Continued								
Airplane Services		4581-2	06/92	99.5	99.8	99.7	-1.4	-0.1
Fueling services		4581-211	06/92	99.9	98.9	98.7	-1.2	-.2
Maintenance & repair services		4581-212	06/92	98.6	99.7	99.8	-1.8	.1
Hangar & tie-down services		4581-213	06/92	103.0	103.0	103.0	.3	0
Other airplane services		4581-214	06/92	97.3	97.3	97.3	-.9	0
Other receipts		4581-SM	06/92	101.7	102.8	104.5	3.3	1.7
Pipe lines, except natural gas	46		12/86	97.1	100.6	101.0	4.7	.4
Crude petroleum pipe lines	4612		06/86	95.3	100.6	100.7	6.1	.1
Trans Alaskan pipe lines		4612-111	06/86	88.2	98.0	98.0	11.1	0
Non-Trans Alaskan pipe lines		4612-121	06/86	102.5	102.4	102.5	.2	.1
Refined petroleum pipe lines	4613		06/86	102.3	101.2	102.4	1.2	1.2
Travel agencies	4724		12/89	117.0	118.3	118.2	3.7	-.1
Primary services		4724-P	12/89	117.9	119.3	119.2	3.8	-.1
Airline arrangements		4724-1	12/89	124.0	126.7	126.1	3.4	-.5
Domestic flights		4724-111	12/89	125.6	127.7	127.0	2.6	-.5
International flights		4724-112	12/89	119.1	123.7	123.1	5.8	-.5
Other travel arrangements, except airline		4724-2	12/89	106.2	105.1	105.9	4.9	.8
Hotel bookings		4724-211	12/89	115.7	111.9	116.6	8.4	4.2
Car rental arrangements		4724-212	12/89	98.6	85.6	98.6	9.6	15.2
Cruise bookings		4724-213	12/89	104.3	107.4	106.9	3.3	-.5
Tour bookings		4724-214	12/89	105.8	110.5	100.1	.9	-9.4
Secondary services and miscellaneous receipts		4724-SM						
Tour operators	4725		12/89	106.1	112.2	108.7	5.8	-3.1
Primary services		4725-P	12/89	103.0	106.9	106.2	6.2	-.7
Tour operation		4725-1	12/89	103.0	106.9	106.2	6.2	-.7
Domestic tours, including Canada and Mexico		4725-101	12/89	100.8	(3)	101.6	3.5	(3)
Secondary services and miscellaneous receipts		4725-SM						
Radio broadcasting	4832		06/88	117.7	116.8	117.1	2.0	.3
Primary services		4832-P	06/88	117.7	116.8	117.1	2.0	.3
Local station commercial advertising		4832-1	06/88	120.2	119.3	119.6	1.8	.3
Commercials sold by daypart		4832-101	06/88	118.1	118.7	119.5	4.0	.7
Morning drive		4832-10111	06/88	109.3	109.9	110.3	1.8	.4
Midday		4832-10112	06/88	144.2	145.6	145.6	7.4	0
Afternoon drive		4832-10113	06/88	110.9	111.0	111.4	1.1	.4
Evening		4832-10114	06/88	99.0	99.4	102.5	4.7	3.1
Commercials sold in package plans		4832-103	06/88	124.0	120.2	119.8	-1.6	-.3
Other local station services		4832-2	06/88	118.9	118.9	118.9	12.9	0
Cable and other pay television services	4841		06/93	97.0	97.0	97.1	(3)	.1
Primary services		4841-P	06/93	97.1	97.2	97.3	(3)	.1
Subscriber services		4841-1	06/93	97.0	97.0	97.0	(3)	0
Advertising		4841-2	06/93	96.8	96.8	97.5	(3)	.7
National/local spot		4841-201	06/93	106.4	108.2	108.1	(3)	-.1
Network advertising		4841-202	06/93	92.8	92.1	93.1	(3)	1.1
Network affiliate services		4841-3	06/93	100.0	102.5	103.5	(3)	1.0
Electric power and natural gas utilities	4981		12/90	107.5	107.6	107.0	1.2	-.6
Primary products		4981-P	12/90	107.2	107.4	106.7	1.1	-.7
Electric power		4981-1	12/90	107.1	107.2	106.9	.2	-.3
Sales to ultimate consumers		4981-1A	12/90	107.1	107.2	106.9	.2	-.3
Residential		4981-11	12/90	107.2	107.4	107.1	.1	-.3
New England		4981-111	12/90	109.5	109.1	108.4	1.5	-.6
Investor owned utilities		4981-11131	12/90	110.5	110.0	109.1	1.6	-.8
Non-investor owned utilities		4981-11141	12/90	97.2	98.4	99.6	.4	1.2
Middle Atlantic		4981-112	12/90	109.2	108.6	108.1	.2	-.5
Investor owned utilities		4981-11231	12/90	109.1	108.6	108.1	.2	-.5
Non-investor owned utilities		4981-11241	12/90	109.7	110.4	110.4	2.4	0
East North Central		4981-113	12/90	105.6	106.7	105.9	-6.5	-.7
Investor owned utilities		4981-11331	12/90	105.7	106.9	106.0	-6.8	-.8
Non-investor owned utilities		4981-11341	12/90	102.7	103.6	104.2	.2	.6
West North Central		4981-114	12/90	100.2	100.2	100.2	.3	0
Investor owned utilities		4981-11431	12/90	99.9	99.8	100.0	.6	.2
Non-investor owned utilities		4981-11441	12/90	101.9	101.8	101.5	-.2	-.3
South Atlantic		4981-115	12/90	104.6	105.0	104.9	-.2	-.1
Investor owned utilities		4981-11531	12/90	104.7	105.1	104.9	-.4	-.2
Non-investor owned utilities		4981-11541	12/90	104.3	104.5	104.2	.4	-.3
East South Central		4981-116	12/90	104.1	104.3	104.0	2.0	-.3
Investor owned utilities		4981-11631	12/90	103.9	104.3	103.9	1.4	-.4
Non-investor owned utilities		4981-11641	12/90	104.4	104.4	104.4	3.4	0
West South Central		4981-117	12/90	112.2	111.6	111.3	3.4	-.3
Investor owned utilities		4981-11731	12/90	113.3	112.2	112.9	4.8	.6
Non-investor owned utilities		4981-11741	12/90	103.5	107.0	98.6	-7.9	-7.9
Mountain		4981-118	12/90	101.7	102.7	103.0	1.8	.3

See footnotes at end of table.

Digitized for FRASER
http://fraser.stlouisfed.org/
Federal Reserve Bank of St. Louis

Table 5. Producer price indexes for the net output of selected industries and their products—Continued

Industry and product[1]	Industry code	Product code	Index base	Index			Unadjusted percent change to Apr. 1994 from —	
				Dec. 1993[2]	Mar. 1994[2]	Apr. 1994[2]	Apr. 1993	Mar. 1994
Electric power and natural gas utilities—Continued								
Investor owned utilities		4981-11831	12/90	102.2	103.2	103.7	2.0	0.5
Non-investor owned utilities		4981-11841	12/90	100.0	100.4	100.2	1.4	-.2
Pacific		4981-119	12/90	112.6	113.2	113.3	2.9	.1
Investor owned utilities		4981-11931	12/90	113.1	114.2	114.4	2.7	.2
Non-investor owned utilities		4981-11941	12/90	111.0	109.6	109.6	3.9	0
Commercial		4981-12	12/90	108.6	108.6	108.3	1.8	-.3
New England		4981-121	12/90	107.9	105.6	102.3	-.7	-3.1
Investor owned utilities		4981-12131	12/90	108.5	106.0	102.6	-.7	-3.2
Non-investor owned utilities		4981-12141	12/90	97.1	97.7	97.9	-.4	.2
Middle Atlantic		4981-122	12/90	105.8	104.9	104.9	-.9	0
Investor owned utilities		4981-12231	12/90	106.0	105.1	105.0	-.8	-.1
Non-investor owned utilities		4981-12241	12/90	89.2	89.3	89.3	-7.5	0
East North Central		4981-123	12/90	102.0	103.6	102.3	-5.2	-1.3
Investor owned utilities		4981-12331	12/90	101.9	103.5	102.0	-5.6	-1.4
Non-investor owned utilities		4981-12341	12/90	104.4	105.2	106.9	2.0	1.6
West North Central		4981-124	12/90	100.4	99.2	99.1	-.8	-.1
Investor owned utilities		4981-12431	12/90	100.4	98.8	98.9	-.8	.1
Non-investor owned utilities		4981-12441	12/90	100.6	100.7	99.8	-.8	-.9
South Atlantic		4981-125	12/90	101.0	100.8	100.8	-1.9	0
Investor owned utilities		4981-12531	12/90	101.2	101.0	101.0	-2.0	0
Non-investor owned utilities		4981-12541	12/90	98.9	99.1	99.2	-.8	.1
East South Central		4981-126	12/90	101.5	101.5	101.2	-.6	-.3
Investor owned utilities		4981-12631	12/90	101.9	102.0	101.5	-.9	-.5
Non-investor owned utilities		4981-12641	12/90	100.4	100.1	100.1	0	0
West South Central		4981-127	12/90	116.4	115.5	114.9	2.8	-.5
Investor owned utilities		4981-12731	12/90	118.2	116.8	117.4	4.4	.5
Non-investor owned utilities		4981-12741	12/90	103.8	106.2	97.6	-8.6	-8.1
Mountain		4981-128	12/90	100.2	99.5	100.0	1.2	.5
Investor owned utilities		4981-12831	12/90	100.1	99.2	99.8	1.1	.6
Non-investor owned utilities		4981-12841	12/90	100.6	101.2	100.9	1.5	-.3
Pacific		4981-129	12/90	125.1	126.5	127.7	13.7	.9
Investor owned utilities		4981-12931	12/90	130.9	133.0	132.8	15.8	-.2
Non-investor owned utilities		4981-12941	12/90	102.7	101.3	108.0	4.9	6.6
Industrial		4981-13	12/90	106.0	106.0	105.4	-1.2	-.6
New England		4981-131	12/90	106.8	105.8	102.1	.5	-3.5
Investor owned utilities		4981-13131	12/90	108.4	106.5	102.2	.5	-4.0
Non-investor owned utilities		4981-13141	12/90	97.2	101.3	101.8	.8	.5
Middle Atlantic		4981-132	12/90	104.0	103.2	104.3	.2	1.1
Investor owned utilities		4981-13231	12/90	104.1	103.4	104.4	.2	1.0
Non-investor owned utilities		4981-13241	12/90	98.6	98.8	[3]	[3]	[3]
East North Central		4981-133	12/90	107.1	108.2	106.3	-8.8	-1.8
Investor owned utilities		4981-13331	12/90	107.5	108.6	106.4	-9.4	-2.0
Non-investor owned utilities		4981-13341	12/90	100.2	101.8	103.4	3.1	1.6
West North Central		4981-134	12/90	100.7	101.5	100.5	-.1	-1.0
Investor owned utilities		4981-13431	12/90	100.6	101.4	100.4	0	-1.0
Non-investor owned utilities		4981-13441	12/90	101.5	102.2	100.5	-1.1	-1.7
South Atlantic		4981-135	12/90	103.5	103.3	103.2	.8	-.1
Investor owned utilities		4981-13531	12/90	104.0	103.7	104.0	1.2	.3
Non-investor owned utilities		4981-13541	12/90	99.7	99.5	96.6	-3.0	-2.9
East South Central		4981-136	12/90	100.0	100.1	100.0	-1.0	-.1
Investor owned utilities		4981-13631	12/90	100.7	100.9	100.8	-.6	-.1
Non-investor owned utilities		4981-13641	12/90	99.5	99.4	99.4	-1.3	0
West South Central		4981-137	12/90	115.8	114.3	115.2	3.9	.8
Investor owned utilities		4981-13731	12/90	116.5	115.0	115.9	4.3	.8
Non-investor owned utilities		4981-13741	12/90	109.7	107.9	107.8	-1.5	-.1
Mountain		4981-138	12/90	94.6	94.3	94.4	.5	.1
Investor owned utilities		4981-13831	12/90	94.0	93.4	93.5	.4	.1
Non-investor owned utilities		4981-13841	12/90	98.7	99.6	99.4	1.1	-.2
Pacific		4981-139	12/90	109.7	110.3	109.5	1.1	-.7
Investor owned utilities		4981-13931	12/90	112.6	113.4	113.4	3.4	0
Non-investor owned utilities		4981-13941	12/90	103.1	103.1	100.8	-4.2	-2.2
Other ultimate consumers		4981-14	12/90	101.4	102.0	102.2	-2.8	.2
New England		4981-141	12/90	107.2	106.8	107.0	1.9	.2
Investor owned utilities		4981-14131	12/90	106.5	105.8	106.0	2.0	.2
Non-investor owned utilities		4981-14141	12/90	110.6	111.3	111.7	1.2	.4
Middle Atlantic		4981-142	12/90	93.9	93.9	95.2	-2.9	1.4
Investor owned utilities		4981-14231	12/90	104.3	104.4	107.0	3.0	2.5
Non-investor owned utilities		4981-14241	12/90	83.6	83.6	83.6	-9.3	0
East North Central		4981-143	12/90	99.1	104.2	102.7	-13.6	-1.4
Investor owned utilities		4981-14331	12/90	99.0	104.3	102.7	-14.1	-1.5
Non-investor owned utilities		4981-14341	12/90	103.2	103.6	103.7	-.1	.1
West North Central		4981-144	12/90	102.2	101.9	101.9	1.2	0
Investor owned utilities		4981-14431	12/90	104.1	103.8	104.0	1.9	.2
Non-investor owned utilities		4981-14441	12/90	98.3	98.0	97.7	-.3	-.3
South Atlantic		4981-145	12/90	103.7	104.8	105.3	-3.3	.5
Investor owned utilities		4981-14531	12/90	102.2	103.5	104.2	1.0	.7
Non-investor owned utilities		4981-14541	12/90	118.9	118.8	117.0	-29.9	-1.5
East South Central		4981-146	12/90	97.1	97.6	97.4	.4	-.2
Investor owned utilities		4981-14631	12/90	100.8	101.7	101.4	1.0	-.3

See footnotes at end of table.

Digitized for FRASER
http://fraser.stlouisfed.org/
Federal Reserve Bank of St. Louis

Table 5. Producer price indexes for the net output of selected industries and their products—Continued

Industry and product[1]	Industry code	Product code	Index base	Index			Unadjusted percent change to Apr. 1994 from —	
				Dec. 1993[2]	Mar. 1994[2]	Apr. 1994[2]	Apr. 1993	Mar. 1994
Electric power and natural gas utilities—Continued								
Non-investor owned utilities		4981-14641	12/90	88.2	88.2	88.2	-1.0	0
West South Central		4981-147	12/90	108.3	105.2	105.0	0	-.2
Investor owned utilities		4981-14731	12/90	108.3	105.4	106.2	1.4	.8
Non-investor owned utilities		4981-14741	12/90	108.8	103.2	92.8	-13.6	-10.1
Mountain		4981-148	12/90	109.8	109.6	110.0	5.0	.4
Investor owned utilities		4981-14831	12/90	108.4	106.6	107.1	4.0	.5
Non-investor owned utilities		4981-14841	12/90	113.4	117.8	117.6	7.4	-.2
Pacific		4981-149	12/90	101.4	101.1	101.7	3.8	.6
Investor owned utilities		4981-14931	12/90	101.5	102.3	103.5	6.3	1.2
Non-investor owned utilities		4981-14941	12/90	101.3	100.1	100.1	1.6	0
Natural gas		4981-2	12/90	107.4	108.0	106.1	4.1	-1.8
Sales to ultimate consumers		4981-2A	12/90	107.5	108.2	106.2	4.3	-1.8
Residential		4981-21	12/90	111.0	111.1	109.8	5.2	-1.2
New England		4981-211	12/90	118.3	119.4	108.1	-1.1	-9.5
Investor owned utilities		4981-21131	12/90	118.4	119.5	108.1	-1.1	-9.5
Middle Atlantic		4981-212	12/90	113.5	116.5	114.5	7.2	-1.7
Investor owned utilities		4981-21231	12/90	113.3	116.3	114.4	7.3	-1.6
East North Central		4981-213	12/90	109.9	108.3	108.5	4.7	.2
Investor owned utilities		4981-21331	12/90	109.8	108.2	108.4	4.7	.2
West North Central		4981-214	12/90	113.9	114.9	109.9	3.9	-4.4
Investor owned utilities		4981-21431	12/90	113.9	115.7	111.4	5.2	-3.7
Non-investor owned utilities		4981-21441	12/90	113.6	105.6	92.3	-12.0	-12.6
South Atlantic		4981-215	12/90	111.7	111.9	111.1	4.9	-.7
Investor owned utilities		4981-21531	12/90	112.8	113.0	112.1	5.2	-.8
Non-investor owned utilities		4981-21541	12/90	99.7	99.9	100.5	1.3	.6
East South Central		4981-216	12/90	112.4	112.4	110.5	7.9	-1.7
Investor owned utilities		4981-21631	12/90	110.1	109.8	107.1	7.2	-2.5
Non-investor owned utilities		4981-21641	12/90	118.3	118.8	119.2	9.6	.3
West South Central		4981-217	12/90	102.9	101.8	102.2	5.6	.4
Investor owned utilities		4981-21731	12/90	101.7	100.9	101.8	6.8	.9
Non-investor owned utilities		4981-21741	12/90	114.1	110.8	105.7	-4.4	-4.6
Mountain		4981-218	12/90	109.6	109.7	109.6	9.5	-.1
Investor owned utilities		4981-21831	12/90	110.3	110.3	110.3	10.1	0
Non-investor owned utilities		4981-21841	12/90	99.3	101.3	98.8	-.4	-2.5
Pacific		4981-219	12/90	109.7	108.8	108.8	3.5	0
Investor owned utilities		4981-21931	12/90	109.6	108.8	108.8	3.6	0
Commercial		4981-22	12/90	108.5	109.4	107.3	6.3	-1.9
New England		4981-221	12/90	119.7	121.4	107.2	-.7	-11.7
Investor owned utilities		4981-22131	12/90	120.0	121.7	107.2	-.8	-11.9
Middle Atlantic		4981-222	12/90	112.0	115.9	112.5	11.9	-2.9
Investor owned utilities		4981-22231	12/90	112.0	115.8	112.4	12.0	-2.9
East North Central		4981-223	12/90	110.2	109.5	109.2	5.5	-.3
Investor owned utilities		4981-22331	12/90	110.2	109.5	109.1	5.4	-.4
West North Central		4981-224	12/90	108.7	110.8	102.8	-.6	-7.2
Investor owned utilities		4981-22431	12/90	108.4	111.0	103.6	.1	-6.7
Non-investor owned utilities		4981-22441	12/90	111.6	107.6	93.8	-8.7	-12.8
South Atlantic		4981-225	12/90	105.9	105.2	106.4	3.2	1.1
Investor owned utilities		4981-22531	12/90	106.5	105.6	106.9	3.2	1.2
Non-investor owned utilities		4981-22541	12/90	99.6	100.0	99.5	2.7	-.5
East South Central		4981-226	12/90	112.1	112.5	110.6	8.0	-1.7
Investor owned utilities		4981-22631	12/90	111.3	111.1	108.1	6.9	-2.7
Non-investor owned utilities		4981-22641	12/90	113.7	115.2	115.8	10.4	.5
West South Central		4981-227	12/90	101.8	99.5	100.2	5.5	.7
Investor owned utilities		4981-22731	12/90	100.7	98.5	99.7	6.5	1.2
Non-investor owned utilities		4981-22741	12/90	115.2	111.4	105.5	-5.2	-5.3
Mountain		4981-228	12/90	112.9	113.0	112.9	12.2	-.1
Investor owned utilities		4981-22831	12/90	114.0	114.1	114.1	13.3	0
Non-investor owned utilities		4981-22841	12/90	99.7	99.5	99.1	-.4	-.4
Pacific		4981-229	12/90	99.8	103.0	102.1	7.6	-.9
Investor owned utilities		4981-22931	12/90	99.7	102.9	102.0	7.6	-.9
Industrial		4981-23	12/90	104.7	105.6	103.2	3.7	-2.3
New England		4981-231	12/90	91.8	93.5	83.7	-10.3	-10.5
Investor owned utilities		4981-23131	12/90	92.2	93.7	83.8	-10.5	-10.6
Middle Atlantic		4981-232	12/90	106.6	110.4	108.1	11.4	-2.1
Investor owned utilities		4981-23231	12/90	106.9	110.7	108.4	11.5	-2.1
East North Central		4981-233	12/90	113.2	110.7	109.1	4.5	-1.4
Investor owned utilities		4981-23331	12/90	113.3	110.7	109.1	4.5	-1.4
West North Central		4981-234	12/90	99.2	102.5	96.0	1.1	-6.3
Investor owned utilities		4981-23431	12/90	98.5	102.3	96.3	1.7	-5.9
Non-investor owned utilities		4981-23441	12/90	112.0	105.2	88.8	-12.8	-15.6
South Atlantic		4981-235	12/90	105.7	105.5	104.4	.3	-1.0
Investor owned utilities		4981-23531	12/90	108.0	107.6	106.3	.1	-1.2
Non-investor owned utilities		4981-23541	12/90	91.8	92.3	92.7	1.5	.4
East South Central		4981-236	12/90	106.2	107.0	104.6	3.9	-2.2
Investor owned utilities		4981-23631	12/90	102.4	103.3	100.4	3.0	-2.8
Non-investor owned utilities		4981-23641	12/90	113.7	114.2	112.8	5.5	-1.2
West South Central		4981-237	12/90	103.0	102.8	103.6	9.4	.8
Investor owned utilities		4981-23731	12/90	102.9	102.8	103.6	9.5	.8
Non-investor owned utilities		4981-23741	12/90	115.7	110.6	103.4	-6.8	-6.5

See footnotes at end of table.

Digitized for FRASER
http://fraser.stlouisfed.org/
Federal Reserve Bank of St. Louis

Table 5. Producer price indexes for the net output of selected industries and their products—Continued

Industry and product[1]	Industry code	Product code	Index base	Index			Unadjusted percent change to Apr. 1994 from —	
				Dec. 1993[2]	Mar. 1994[2]	Apr. 1994[2]	Apr. 1993	Mar. 1994
Electric power and natural gas utilities—Continued								
Mountain		4981-238	12/90	107.0	107.0	107.0	5.3	0
Investor owned utilities		4981-23831	12/90	107.0	107.0	107.0	5.3	0
Non-investor owned utilities		4981-23841	12/90	99.9	100.8	100.8	.5	0
Pacific		4981-239	12/90	101.1	105.0	98.6	-3.2	-6.1
Non-investor owned utilities		4981-23941	12/90	101.1	105.0	98.6	-3.2	-6.1
Electric utilities		4981-24	12/90	91.3	94.6	90.6	-4.2	-4.2
Middle Atlantic		4981-242	12/90	57.9	74.3	[3]	[3]	[3]
Investor owned utilities		4981-24231	12/90	57.9	74.3	[3]	[3]	[3]
East North Central		4981-243	12/90	129.2	123.1	101.6	-6.0	-17.5
Investor owned utilities		4981-24331	12/90	129.6	123.3	101.7	-5.7	-17.5
West North Central		4981-244	12/90	112.5	112.1	102.2	-1.9	-8.8
Investor owned utilities		4981-24431	12/90	120.3	124.9	117.0	5.0	-6.3
Non-investor owned utilities		4981-24441	12/90	100.9	93.0	80.0	-14.3	-14.0
Mountain		4981-248	12/90	98.8	[3]	[3]	[3]	[3]
Other ultimate consumers		4981-25	12/90	110.0	108.5	104.4	2.3	-3.8
New England		4981-251	12/90	113.8	113.8	83.1	1.2	-27.0
Middle Atlantic		4981-252	12/90	115.6	119.4	118.0	11.8	-1.2
Investor owned utilities		4981-25231	12/90	115.6	119.4	118.0	11.8	-1.2
East North Central		4981-253	12/90	112.3	109.9	109.7	1.2	-.2
Investor owned utilities		4981-25331	12/90	112.3	109.9	109.6	1.2	-.3
West North Central		4981-254	12/90	115.4	121.3	111.5	4.2	-8.1
Investor owned utilities		4981-25431	12/90	114.2	122.7	115.4	7.3	-5.9
Non-investor owned utilities		4981-25441	12/90	124.0	110.5	82.3	-19.9	-25.5
South Atlantic		4981-255	12/90	124.9	114.8	112.6	-4.7	-1.9
Investor owned utilities		4981-25531	12/90	133.4	120.2	117.2	-6.9	-2.5
Non-investor owned utilities		4981-25541	12/90	97.6	97.3	97.7	4.7	.4
East South Central		4981-256	12/90	117.9	118.4	114.1	9.0	-3.6
Investor owned utilities		4981-25631	12/90	112.9	111.9	106.9	7.4	-4.5
Non-investor utilities		4981-25641	12/90	133.4	138.4	136.3	12.8	-1.5
West South Central		4981-257	12/90	101.7	95.6	94.1	9.2	-1.6
Investor owned utilities		4981-25731	12/90	101.5	95.2	93.8	9.3	-1.5
Non-investor owned utilities		4981-25741	12/90	116.4	123.0	123.0	6.4	0
Mountain		4981-258	12/90	107.9	109.3	109.3	8.4	0
Investor owned utilities		4981-25831	12/90	113.2	113.2	113.2	13.1	0
Non-investor owned utilities		4981-25841	12/90	99.5	103.1	103.1	1.2	0
Pacific		4981-259	12/90	88.1	85.7	79.0	-9.4	-7.8
Investor owned utilities		4981-25931	12/90	88.1	85.7	79.0	-9.4	-7.8
Delivered to ultimate consumers for the account of others (transportation only)		4981-26	12/90	103.3	101.3	101.6	-3.1	.3
Commercial consumer		4981-261	12/90	147.6	147.3	147.1	1.4	-.1
Investor owned utilities		4981-26111	12/90	150.9	150.6	150.4	2.1	-.1
Industrial consumer		4981-262	12/90	98.7	96.7	97.0	-3.4	.3
Investor owned utilities		4981-26211	12/90	98.6	96.6	96.6	-3.6	0
Non-investor owned utilities		4981-26212	12/90	102.0	100.9	112.8	5.4	11.8
Electric utilities		4981-263	12/90	229.0	224.0	224.0	-1.8	0
Investor owned utilities		4981-26311	12/90	229.0	224.0	224.0	-1.8	0
Other consumers		4981-264	12/90	97.9	97.1	97.2	-3.0	.1
Investor owned utilities		4981-26411	12/90	97.9	97.1	97.2	-3.0	.1
Utility products and services, other than distribution and transportation		4981-3	12/90	106.7	108.4	108.3	2.6	-.1
Secondary products and miscellaneous receipts		4981-SM						
Miscellaneous receipts		4981-M	12/90	105.4	105.5	105.2	-.2	-.3
Scrap and waste materials	5093		12/86	133.8	143.4	142.5	14.2	-.6
Primary products		5093-P	12/86	135.1	144.9	144.0	14.5	-.6
Metal scrap		5093-A	12/86	156.5	167.1	165.7	18.4	-.8
Ferrous scrap		5093-1	12/86	186.6	189.3	185.8	26.8	-1.8
Carbon steel scrap		5093-11	12/86	198.6	199.7	195.9	29.3	-1.9
Heavy melting scrap		5093-111	12/86	181.9	182.1	179.6	25.6	-1.4
Heavy melting scrap - domestic shipments		5093-111D	12/86	184.7	185.4	182.8	26.4	-1.4
Northeast		5093-11112	12/86	190.4	200.8	194.1	27.8	-3.3
Chicago		5093-11113	12/86	175.7	176.0	176.0	21.1	0
Ohio and Lake Erie		5093-11114	12/86	[3]	[3]	[3]	[3]	[3]
South		5093-11115	12/86	198.1	192.9	193.3	28.7	.2
West		5093-11116	12/86	204.3	201.0	193.0	23.1	-4.0
Bundles		5093-112	12/86	199.0	200.3	192.8	33.8	-3.7
Bundles - domestic shipments		5093-112D	12/86	199.4	198.7	191.3	31.9	-3.7
Northeast		5093-11212	12/86	220.8	231.0	198.8	15.4	-13.9
Chicago		5093-11213	12/86	174.2	173.1	172.0	34.1	-.6
Ohio and Lake Erie		5093-11214	12/86	190.6	187.2	179.4	32.6	-4.2
Shredded scrap		5093-113	12/86	147.4	145.8	144.7	18.7	-.8
Shredded scrap - domestic shipments		5093-113D	12/86	146.0	145.2	144.3	20.3	-.6
South		5093-11315	12/86	177.5	174.8	172.3	21.7	-1.4
Cut plate and structural scrap		5093-114	12/86	174.5	175.0	172.7	27.5	-1.3
Cut plate and structural scrap - domestic shipments		5093-114D	12/86	174.5	175.0	172.7	27.5	-1.3
Northeast		5093-11412	12/86	159.0	168.1	162.6	18.3	-3.3
Other carbon steel scrap		5093-115	12/86	290.4	295.9	292.1	34.2	-1.3
Other carbon steel scrap - domestic shipments		5093-115D	12/86	262.9	267.9	264.5	34.2	-1.3
Stainless and alloy steel scrap		5093-12	12/86	126.9	135.9	127.6	-7.0	-6.1

See footnotes at end of table.

Digitized for FRASER
http://fraser.stlouisfed.org/
Federal Reserve Bank of St. Louis

Table 5. Producer price indexes for the net output of selected industries and their products—Continued

Industry and product[1]	Industry code	Product code	Index base	Index			Unadjusted percent change to Apr. 1994 from —	
				Dec. 1993[2]	Mar. 1994[2]	Apr. 1994[2]	Apr. 1993	Mar. 1994
Scrap and waste materials—Continued								
Stainless and alloy steel scrap - domestic shipments		5093-121D	12/86	123.6	131.2	123.3	-5.5	-6.0
Cast iron scrap		5093-13	12/86	143.4	153.5	156.6	32.8	2.0
Cast iron scrap - domestic shipments		5093-131D	12/86	146.0	156.3	159.4	32.8	2.0
Northeast		5093-13112	12/86	(3)	176.5	176.5	40.0	0
Ohio and Lake Erie		5093-13114	12/86	145.4	(3)	(3)	(3)	(3)
Nonferrous scrap		5093-2	12/86	115.9	137.0	138.4	5.5	1.0
Aluminum scrap		5093-21	12/86	103.4	129.8	132.5	21.4	2.1
Aluminum scrap - domestic shipments		5093-21D	12/86	100.4	126.9	127.2	18.0	.2
Aluminum scrap - new		5093-211	12/86	97.8	120.6	123.9	14.5	2.7
Solids and clippings		5093-21111	12/86	98.9	121.8	124.4	14.7	2.1
Aluminum scrap - old		5093-212	12/86	103.6	134.9	131.3	22.5	-2.7
Used cans		5093-21211	12/86	105.2	139.5	131.6	22.0	-5.7
Other old scrap		5093-21212	12/86	100.5	125.5	130.7	23.5	4.1
Copper and brass scrap		5093-22	12/86	129.3	145.8	145.9	-4.6	.1
Copper and brass scrap - domestic shipments		5093-22D	12/86	127.3	144.0	144.4	-4.3	.3
No. 1 heavy wire		5093-221	12/86	113.7	131.0	130.6	-1.7	-.3
No. 2 wire, mixed		5093-222	12/86	132.9	156.5	151.7	-4.5	-3.1
Other copper and brass scrap		5093-224	12/86	128.9	140.1	142.5	-8.1	1.7
Copper and brass scrap - export shipments		5093-22E	12/86	149.6	164.0	161.2	-6.9	-1.7
Lead scrap		5093-23	12/86	80.5	83.9	83.9	-19.1	0
Lead scrap - domestic shipments		5093-231D	12/86	80.5	83.9	83.9	-19.1	0
Waste paper		5093-B	12/86	67.6	80.8	80.9	2.7	.1
Corrugated		5093-51	12/86	52.7	75.4	76.6	33.7	1.6
Northeast		5093-511	12/86	30.7	36.6	40.0	26.2	9.3
North Central		5093-512	12/86	68.0	110.1	107.6	44.4	-2.3
South		5093-513	12/86	67.0	90.4	92.0	30.5	1.8
West		5093-514	12/86	40.2	47.9	52.9	9.1	10.4
News		5093-52	12/86	42.8	53.5	55.5	-11.3	3.7
Northeast		5093-521	12/86	24.9	35.4	40.5	-13.8	14.4
North central		5093-522	12/86	41.9	61.7	61.5	-6.5	-.3
South		5093-523	12/86	75.1	75.1	75.1	-12.8	0
West		5093-524	12/86	60.6	65.2	65.2	-13.5	0
Mixed papers		5093-53	12/86	51.0	51.4	53.1	-25.5	3.3
Northeast		5093-531	12/86	9.7	(3)	(3)	(3)	(3)
North central		5093-532	12/86	56.5	53.6	53.2	-40.6	-.7
South		5093-533	12/86	106.8	106.3	115.4	-18.3	8.6
West		5093-534	12/86	(3)	(3)	(3)	(3)	(3)
High grades: pulp substitutes and deinking		5093-54	12/86	87.5	94.5	92.7	-7.6	-1.9
Northeast		5093-541	12/86	69.7	72.0	71.0	-8.5	-1.4
North central		5093-542	12/86	95.4	106.5	102.4	-8.7	-3.8
South		5093-543	12/86	105.6	108.9	110.6	-3.7	1.6
West		5093-544	12/86	101.6	115.5	118.5	-3.3	2.6
Waste paper exports		5093-55	12/86	75.7	88.4	89.4	.2	1.1
Waste paper exports		5093-551	12/86	75.7	88.4	89.4	.2	1.1
Waste materials other than metal and paper		5093-C	12/86	120.9	120.9	120.9	-.2	0
Wiping cloths		5093-7	12/86	90.8	90.8	90.8	-.9	0
Wiping cloths		5093-711	12/86	90.8	90.8	90.8	-.9	0
Other waste materials and scrap, including rubber scrap and oil waste		5093-8	12/86	131.7	131.8	131.8	.1	0
Other waste materials and scrap, including rubber scrap and oil waste		5093-811	12/86	131.7	131.8	131.8	.1	0
Hotels and motels	7011		06/93	100.3	103.6	104.1	(3)	.5
Primary services		7011-P	06/93	100.3	103.6	104.2	(3)	.6
Guestroom rental		7011-1	06/93	99.4	105.0	106.3	(3)	1.2
Limited service hotels and motels		7011-101	06/93	93.5	98.9	100.9	(3)	2.0
Full service hotels and motels		7011-102	06/93	99.4	101.8	101.3	(3)	-.5
Luxury and resort hotels, excluding casino hotels		7011-103	06/93	102.0	113.8	116.3	(3)	2.2
Other guestroom rental, including casino hotels		7011-104	06/93	97.3	96.7	103.1	(3)	6.6
Food and beverages		7011-2	06/93	101.7	103.1	102.4	(3)	-.7
Food and nonalcoholic beverages		7011-201	06/93	101.5	103.0	102.1	(3)	-.9
Alcoholic beverages		7011-202	06/93	102.1	103.3	103.3	(3)	0
Other guest services		7011-3	06/93	101.5	98.9	98.8	(3)	-.1
Other guest services		7011-301	06/93	101.9	105.4	105.2	(3)	-.2
Casino gaming receipts		7011-302	06/93	101.3	95.0	94.9	(3)	-.1
Other receipts		7011-SM	06/93	101.1	100.7	101.0	(3)	.3
Truck rental and leasing, without drivers	7513		06/91	99.7	102.1	100.5	1.6	-1.6
Primary services		7513-P	06/91	99.4	102.0	100.3	1.9	-1.7
Truck rentals		7513-1	06/91	91.4	97.7	92.5	2.7	-5.3
Truck leases		7513-2	06/91	103.4	104.2	104.2	1.6	0
Trucks		7513-211	06/91	106.9	108.6	108.5	2.1	-.1
Truck trailers and semitrailers		7513-213	06/91	93.9	94.5	94.5	.9	0
Secondary services and miscellaneous receipts		7513-SM						
Miscellaneous receipts		7513-M	06/91	102.4	102.6	102.5	0	-.1
Passenger car rental, without drivers	7514		12/91	110.5	126.4	123.6	5.9	-2.2
Primary services		7514-P	12/91	110.7	127.3	124.3	5.9	-2.4
Passenger car rental, without drivers		7514-1	12/91	110.7	127.3	124.3	5.9	-2.4
Passenger car rental, except replacement		7514-111	12/91	111.6	129.7	126.4	6.3	-2.5
Replacement car rental		7514-112	12/91	102.5	105.6	105.3	1.5	-.3

See footnotes at end of table.

Digitized for FRASER
http://fraser.stlouisfed.org/
Federal Reserve Bank of St. Louis

Table 5. Producer price indexes for the net output of selected industries and their products—Continued

Industry and product[1]	Industry code	Product code	Index base	Index			Unadjusted percent change to Apr. 1994 from —	
				Dec. 1993[2]	Mar. 1994[2]	Apr. 1994[2]	Apr. 1993	Mar. 1994
Offices and clinics of doctors of medicine	8011		12/93	100.0	101.8	101.9	[3]	0.1
Primary services		8011-P	12/93	100.0	101.9	102.0	[3]	.1
Medicare treatments		8011-1						
Medicare treatments		8011-101	12/93	100.0	104.7	104.7	[3]	0
Non-Medicare treatments		8011-3	12/93	100.0	100.9	101.1	[3]	.2
One and two physician practices and single specialty group practices		8011-31	12/93	100.0	100.9	101.2	[3]	.3
General/family practice		8011-311	12/93	100.0	103.0	103.3	[3]	.3
Internal medicine		8011-312	12/93	100.0	100.5	100.9	[3]	.4
General surgery and other surgical specialties		8011-313	12/93	100.0	100.7	100.9	[3]	.2
Pediatrics		8011-314	12/93	100.0	102.3	101.9	[3]	-.4
Obstetrics/gynecology		8011-315	12/93	100.0	101.0	101.0	[3]	0
Radiology		8011-316	12/93	100.0	100.0	100.0	[3]	0
Psychiatry		8011-317	12/93	100.0	100.3	101.5	[3]	1.2
Anesthesiology		8011-318	12/93	100.0	98.5	98.5	[3]	0
Other specialty		8011-319	12/93	100.0	100.7	101.2	[3]	.5
Multispecialty group practices		8011-33						
Multispecialty group practices		8011-331	12/93	100.0	100.9	100.9	[3]	0
Hospitals	806		12/92	104.1	104.8	104.9	3.3	.1
General medical and surgical hospitals	8062		12/92	104.0	104.6	104.7	3.2	.1
Primary services		8062-P	12/92	104.1	104.7	104.8	3.3	.1
Inpatient treatments		8062-1	12/92	104.3	104.7	104.8	3.4	.1
Medicare patients		8062-131	12/92	102.3	102.3	102.3	2.3	0
All medical diagnosis related groups		8062-13101	12/92	102.1	102.1	102.1	2.1	0
All surgical diagnosis related groups		8062-13103	12/92	102.4	102.4	102.4	2.4	0
Medicaid patients		8062-151	12/92	104.8	105.5	105.7	4.7	.2
All other patients		8062-171	12/92	105.3	105.9	106.1	3.7	.2
Diseases and disorders of the nervous system		8062-17101	12/92	106.4	105.7	105.8	2.2	.1
Diseases and disorders of the eye		8062-17102	12/92	108.5	109.5	109.9	7.0	.4
Diseases and disorders of the ear, nose, mouth, and throat		8062-17103	12/92	105.1	105.3	106.3	5.1	.9
Diseases and disorders of the respiratory system		8062-17104	12/92	105.6	105.2	105.6	4.1	.4
Diseases and disorders of the circulatory system		8062-17105	12/92	105.9	106.4	106.5	4.4	.1
Diseases and disorders of the digestive system		8062-17106	12/92	105.3	106.6	106.7	3.4	.1
Diseases and disorders of the hepatobiliary system and pancreas		8062-17107	12/92	105.0	107.3	107.6	4.5	.3
Diseases and disorders of the musculoskeletal system and connective tissue		8062-17108	12/92	103.6	104.2	104.4	2.2	.2
Diseases and disorders of the skin, subcutaneous tissue and breast		8062-17109	12/92	105.1	105.1	105.2	3.0	.1
Endocrine, nutritional, and metabolic diseases and disorders		8062-17111	12/92	104.1	106.6	105.7	3.8	-.8
Diseases and disorders of the kidney and urinary tract		8062-17112	12/92	105.1	105.4	105.3	4.9	-.1
Diseases and disorders of the male reproductive system		8062-17113	12/92	107.1	108.2	108.5	4.9	.3
Diseases and disorders of the female reproductive system		8062-17114	12/92	104.9	105.6	106.5	4.0	.9
Pregnancy, childbirth, and puerperium		8062-17115	12/92	106.3	106.8	107.1	3.9	.3
Newborns and other neonates with conditions originating in the perinatal period		8062-17116	12/92	107.2	108.6	109.1	4.4	.5
Diseases and disorders of the blood and blood forming organs and immunological disorders		8062-17117	12/92	107.8	110.2	110.3	8.1	.1
Myeloproliferative diseases and disorders, and poorly differentiated neoplasms		8062-17118	12/92	107.0	107.2	106.7	5.6	-.5
Infectious and parasitic diseases (systemic or unspecified sites)		8062-17119	12/92	103.3	102.3	102.1	1.3	-.2
Mental diseases and disorders		8062-17121	12/92	97.9	97.8	97.2	-.9	-.6
Alcohol/drug use and alcohol/drug induced organic mental disorders		8062-17122	12/92	106.4	107.4	107.4	4.2	0
Injuries, poisonings and toxic effect of drugs		8062-17123	12/92	102.5	101.1	103.4	2.7	2.3
Burns		8062-17124	12/92	104.4	103.8	103.7	1.5	-.1
Factors influencing health status and other contacts with health services		8062-17125	12/92	111.7	113.4	112.2	5.1	-1.1
Outpatient treatments		8062-3	12/92	103.4	104.6	104.7	2.8	.1
Medicare patients		8062-311	12/92	104.2	105.1	105.6	2.2	.5
Medicaid patients		8062-331	12/92	101.3	101.8	101.8	.3	0
All other patients		8062-351	12/92	103.5	104.8	104.8	3.1	0
Other receipts		8062-SM	12/92	101.0	100.7	100.7	0	0
Psychiatric hospitals	8063		12/92	105.9	107.5	107.2	6.2	-.3
Primary services		8063-P	12/92	105.9	107.5	107.2	6.2	-.3
Inpatient treatments		8063-1	12/92	106.0	106.9	106.7	5.9	-.2
Medicare patients		8063-101	12/92	101.7	102.5	102.8	1.6	.3
Non-medicare patients		8063-103	12/92	106.6	107.5	107.2	6.3	-.3
State and county hospitals		8063-10301	12/92	116.0	116.0	116.0	15.8	0
Private hospitals		8063-10303	12/92	103.4	104.6	104.3	3.3	-.3
Outpatient treatments		8063-2	12/92	104.7	117.4	115.7	12.9	-1.4
Other receipts		8063-SM	12/92	101.7	101.7	101.7	1.7	0
Specialty hospitals, except psychiatric	8069		12/92	103.8	105.4	105.7	3.7	.3
Primary services		8069-P	12/92	103.9	105.4	105.8	3.8	.4
Inpatient treatments		8069-1	12/92	103.5	104.5	104.9	2.8	.4
Rehabilitation hospitals		8069-101	12/92	103.6	104.2	104.2	3.1	0
Children's hospitals		8069-104	12/92	101.5	102.8	102.8	2.4	0
Alcoholism and other chemical dependency hospitals		8069-107	12/92	103.2	103.2	103.2	.4	0
Other specialty hospitals, except psychiatric		8069-108	12/92	105.7	106.9	108.1	3.9	1.1
Outpatient treatments		8069-3	12/92	105.8	109.5	109.5	7.7	0
Other receipts		8069-SM	12/92	102.5	103.1	103.1	1.1	0

[1] Industry and product class indexes may include products not shown separately.
[2] Data for December 1993 have been revised to reflect the availability of late reports and corrections by respondents. All data are subject to revision 4 months after original publication. Data are not seasonally adjusted.
[3] Not available.
[4] Seasonal product—no price available this month.
n.e.c. = Not elsewhere classified.

Digitized for FRASER
http://fraser.stlouisfed.org/
Federal Reserve Bank of St. Louis

Table 6. Producer price indexes and percent changes for commodity groupings and individual items

(1982=100 unless otherwise indicated)

Commodity	Commodity code	Other index base	Index			Unadjusted percent change to Apr. 1994 From:	
			Dec. 1993[1]	Mar. 1994[1]	Apr. 1994[1]	Apr. 1993	Mar. 1994
All commodities			118.6	119.7	119.8	0.4	0.1
Industrial commodities			118.1	119.3	119.4	0	.1
Farm products, processed foods and feeds			121.3	122.2	121.6	2.1	-.5
Farm products	01		113.0	112.8	111.3	1.5	-1.3
Fruits & melons, fresh/dry vegs. & nuts	011		126.4	99.6	96.1	-18.8	-3.5
Fresh fruits and melons	0111		95.0	86.3	80.8	9.2	-6.4
Citrus fruits	01		95.5	96.8	100.5	7.8	3.8
Grapefruits	0101		144.6	122.7	112.0	-7.7	-8.7
Lemons	0104		135.7	128.0	158.8	-13.3	24.1
Valencia oranges	0105		(2)	66.8	64.1	25.4	-4.0
Navel oranges	0106		82.7	79.7	84.4	25.2	5.9
Tangerines	0108	12/91	56.5	62.8	90.2	-12.7	43.6
Tangelos	0109	12/91	101.0	(2)	(2)	(2)	(2)
Other fruits and berries	02		91.8	78.5	69.2	10.7	-11.8
Cherries	0203	12/91	78.5	(2)	(2)	(2)	(2)
Avocados	0205	12/91	119.2	118.5	127.3	249.7	7.4
Kiwifruit	0206	12/91	77.8	79.6	79.6	32.2	0
Pineapples	0207	12/91	90.4	99.1	102.7	-12.1	3.6
Granny Smith apples	0208	12/91	73.0	80.5	77.3	38.3	-4.0
Rome apples	0209	12/91	71.5	67.1	61.2	-12.9	-8.8
Golden delicious apples	0211	12/91	107.0	109.6	106.0	39.5	-3.3
Red delicious apples	0215		105.4	101.0	94.0	-6.2	-6.9
McIntosh apples	0216		91.2	97.1	96.6	24.6	-.5
Table grapes	0218		86.0	(2)	(2)	(2)	(2)
Pears	0221		70.6	80.7	76.5	-33.1	-5.2
Strawberries	0222		193.7	115.6	63.9	-6.4	-44.7
Blackberries	0225	12/91	105.5	(2)	(2)	(2)	(2)
Fresh and dry vegetables	0113		171.3	116.6	113.3	-34.9	-2.8
Dry vegetables	01		88.0	87.0	85.8	31.6	-1.4
Dry pea beans	0101		75.7	76.7	76.4	17.2	-.4
Dry pinto beans	0102	12/91	239.1	233.7	233.8	60.9	0
Dry great northern beans	0103	12/91	167.8	174.9	174.1	69.9	-.5
Dry pink beans	0104	12/91	160.1	148.9	137.5	-3.0	-7.7
Dry peas	0105	12/91	91.8	94.1	94.6	-11.3	.5
Dry lentils	0106	12/91	90.6	98.4	92.2	0	-6.3
Fresh vegetables, except potatoes	02		167.0	96.1	91.4	-48.8	-4.9
Cabbage	0211		84.6	87.8	75.0	-29.2	-14.6
Carrots	0212		83.1	77.9	72.9	-26.4	-6.4
Celery	0213		119.0	111.1	104.2	-44.7	-6.2
Sweet corn	0214		141.1	197.6	94.8	-27.7	-52.0
Lettuce	0215		73.5	66.9	76.5	-76.5	14.3
Dry onions	0216		170.9	115.6	102.6	-66.5	-11.2
Tomatoes	0217		285.1	103.3	112.2	-29.1	8.6
Snap beans	0218		161.1	251.9	161.1	-20.6	-36.0
Green peas	0219	12/91	219.2	(2)	(2)	(2)	(2)
Asparagus	0221	12/91	(2)	121.9	110.3	-25.7	-9.5
Broccoli	0222	12/91	115.5	63.7	63.6	-23.2	-.2
Cauliflower	0223	12/91	38.8	29.1	25.7	-45.7	-11.7
Spinach	0224	12/91	133.5	(2)	(2)	(2)	(2)
Greens	0225	12/91	91.0	86.3	82.8	-5.0	-4.1
Endive	0226	12/91	153.8	153.8	173.0	-43.8	12.5
Green onions	0227	12/91	111.1	105.6	(2)	(2)	(2)
Green peppers	0228	12/91	259.7	149.3	210.5	-33.2	41.0
Eggplant	0229	12/91	131.8	277.8	124.1	-59.6	-55.3
Squash	0231	12/91	106.7	202.8	95.1	-50.1	-53.1
Beets	0232	12/91	97.0	96.1	(2)	(2)	(2)
Radishes	0233	12/91	188.6	113.1	113.1	-54.8	0
Cucumbers	0234	12/91	516.4	131.8	188.1	8.8	42.7
Sweet potatoes	03		184.1	183.1	194.2	99.6	6.1
Irish potatoes for consumer use	04		178.8	180.3	167.6	16.4	-7.0
Round white potatoes	0402	12/91	143.5	153.8	128.2	30.5	-16.6
Russet potatoes	0403	12/91	201.5	193.9	185.8	11.4	-4.2
Round red potatoes	0404	12/91	138.8	227.3	205.0	63.6	-9.8
Irish potatoes for processing	05	12/91	234.8	198.1	206.7	-13.1	4.3
Tree nuts	0119		502.4	(2)	(2)	(2)	(2)
Pecans	0101		223.0	(2)	(2)	(2)	(2)
Almonds	0102	12/91	136.9	(2)	(2)	(2)	(2)
Walnuts	0104	12/91	110.4	(2)	(2)	(2)	(2)
Macadamias	0105	12/91	118.0	(2)	(2)	(2)	(2)
Grains	012		116.4	112.5	109.3	16.6	-2.8
Wheat	0121		115.2	104.8	104.0	7.5	-.8
Hard red winter wheat	0101		108.3	93.2	93.3	1.2	.1
Hard red spring wheat	0102		139.9	130.8	131.0	24.9	.2

See footnotes at end of table.

Digitized for FRASER
http://fraser.stlouisfed.org/
Federal Reserve Bank of St. Louis

Table 6. Producer price indexes and percent changes for commodity groupings and individual items—Continued

(1982=100 unless otherwise indicated)

Commodity	Commodity code	Other index base	Index			Unadjusted percent change to Apr. 1994 From:	
			Dec. 1993[1]	Mar. 1994[1]	Apr. 1994[1]	Apr. 1993	Mar. 1994
Wheat--Continued	0121						
Soft white wheat	0103		88.6	83.9	86.7	-4.3	3.3
Soft red winter wheat	0104		108.5	99.4	97.8	-14.4	-1.6
Hard amber durum wheat	0105	12/84	153.8	166.5	150.3	60.6	-9.7
Other grains	0122		115.7	113.6	109.2	16.2	-3.9
Barley	01		112.6	110.9	111.4	.6	.5
Corn	02		115.3	113.5	109.0	17.6	-4.0
Oats	03		80.5	78.7	77.1	-14.1	-2.0
Rye	04		126.0	134.8	134.8	(2)	0
Sorghum	05	12/91	116.5	110.1	103.3	15.3	-6.2
Louisiana rough rice	0123	12/91	127.7	(2)	(2)	(2)	(2)
Long grain rice	0101	12/91	129.5	(2)	(2)	(2)	(2)
Medium grain rice	0102	12/91	121.9	(2)	(2)	(2)	(2)
Slaughter livestock	013		99.2	104.7	104.9	-7.2	.2
Slaughter cattle	0131		109.1	114.3	115.8	-6.7	1.3
Slaughter steers and heifers	01		107.6	112.2	114.1	-7.3	1.7
Slaughter cows and bulls	02		107.2	117.7	116.5	-3.0	-1.0
Slaughter vealers	03		115.3	103.1	107.3	-.9	4.1
Slaughter hogs	0132		67.0	74.4	71.0	-7.7	-4.6
Slaughter barrows and gilts	01		67.2	73.7	69.9	-8.1	-5.2
Slaughter sows	02		63.0	78.3	78.7	-3.6	.5
Slaughter lambs	0133		113.1	95.6	87.5	(2)	-8.5
Slaughter poultry	014		118.4	129.5	126.8	8.8	-2.1
Slaughter chickens	0141		116.8	137.1	131.5	9.7	-4.1
Slaughter broiler/fryers	02		117.7	138.4	133.0	9.8	-3.9
Slaughter hens	03	12/91	64.5	59.2	41.3	-18.2	-30.2
Slaughter turkeys	0142		124.2	105.5	112.5	6.0	6.6
Slaughter ducks	0143	12/91	106.9	106.2	99.2	-6.1	-6.6
Plant and animal fibers	015		98.1	120.8	123.4	34.9	2.2
Raw cotton	0151		98.8	121.6	124.1	34.6	2.1
Wool	0152		56.8	67.3	78.8	49.8	17.1
Fluid milk	016		98.6	98.4	99.6	7.7	1.2
Milk eligible for fluid use	0161		99.2	98.9	100.0	7.9	1.1
Milk, manufacturing grade	0162		98.1	98.1	101.0	6.0	3.0
Chicken eggs	017		103.8	112.3	99.0	-10.9	-11.8
Chicken eggs	0171						
Eggs for fresh use	07	12/91	86.0	91.8	81.5	-11.3	-11.2
Eggs, jumbo	0701	12/84	97.3	97.1	87.0	-11.5	-10.4
Eggs, extra large	0702	12/84	102.2	102.1	91.1	-13.3	-10.8
Eggs, large	0703		105.2	109.6	97.1	-13.8	-11.4
Eggs, medium	0704	12/84	92.3	105.5	91.2	-7.6	-13.6
Eggs, small	0705	12/84	76.1	88.7	83.6	-.8	-5.7
Breaker stock and checks and undergrades	08	12/91	93.8	107.3	92.2	-9.3	-14.1
Breaker stock	0801	12/91	94.6	107.6	93.1	-8.9	-13.5
Checks and undergrades	0802	12/91	86.8	104.3	84.4	-13.3	-19.1
Hay, hayseeds and oilseeds	018		142.7	144.7	143.3	16.3	-1.0
Alfalfa hay	0181		207.0	207.9	218.4	29.9	5.1
Oilseeds	0183		127.1	129.4	125.3	11.7	-3.2
Peanuts	0111		152.0	(2)	(2)	(2)	(2)
Cottonseed	0121		145.7	(2)	(2)	(2)	(2)
Soybeans	0131		115.7	117.7	113.0	11.9	-4.0
Flaxseed	0151	12/91	108.2	(2)	(2)	(2)	(2)
Sunflower	0161	12/91	108.2	(2)	(2)	(2)	(2)
Other farm products	019		157.3	143.7	(2)	(2)	(2)
Leaf tobacco	0192		105.5	96.3	(2)	(2)	(2)
Processed foods and feeds	02		125.4	126.8	126.7	2.4	-.1
Cereal and bakery products	021		152.3	152.1	151.5	3.3	-.4

See footnotes at end of table.

Digitized for FRASER
http://fraser.stlouisfed.org/
Federal Reserve Bank of St. Louis

Table 6. Producer price indexes and percent changes for commodity groupings and individual items—Continued

(1982=100 unless otherwise indicated)

Commodity	Commodity code	Other index base	Index			Unadjusted percent change to Apr. 1994 From:	
			Dec. 1993[1]	Mar. 1994[1]	Apr. 1994[1]	Apr. 1993	Mar. 1994
Bakery products	0211		158.1	158.9	159.2	2.0	0.2
White pan bread	01		160.3	156.1	156.8	-.7	.4
White pan bread, northeast	0106		160.6	156.7	156.7	-.2	0
White pan bread, north central	0107		187.0	187.7	187.7	2.5	0
White pan bread, south	0108		138.7	138.1	138.1	-.1	0
White pan bread, west	0109		160.9	143.4	147.0	-7.4	2.5
Other bread	04		159.4	162.5	162.5	2.9	0
White hearth bread	0401		171.9	173.7	173.5	1.2	-.1
Dark wheat bread	0402		152.7	154.2	154.4	2.3	.1
Rye bread	0403		173.5	180.8	180.8	7.1	0
Other variety bread	0404		153.7	160.3	160.3	5.0	0
Bread type rolls	05		151.6	152.9	153.1	3.4	.1
Hamburger and weiner rolls	0501		151.5	152.9	152.8	2.1	-.1
Brown and serve rolls	0502		146.0	147.6	147.6	1.8	0
Other bread type rolls	0504		151.6	152.6	152.6	5.0	0
Sweet yeast goods	07		139.2	140.4	140.4	4.7	0
Yeast raised doughnuts	0701		151.0	151.0	151.0	5.5	0
Other sweet yeast goods	0702		135.6	137.3	137.3	4.4	0
Soft cakes	08		173.7	175.2	175.2	.7	0
Snack cakes	0801		182.2	184.2	184.2	1.1	0
Other soft cakes	0802		152.2	152.2	152.2	-.6	0
Pies	09		182.4	184.5	184.5	3.0	0
Snack pies	0901		194.3	197.1	197.1	3.3	0
Other pies	0902		153.9	153.9	153.9	1.7	0
Cake type doughnuts	12		155.5	157.2	157.2	5.5	0
Cookies, crackers, and related products	21		158.8	160.1	160.4	1.5	.2
Cookies, ice cream cones, and toaster pastries	2103	06/83	143.5	145.2	144.5	1.1	-.5
Crackers, cracker sandwiches and pretzels	2104	06/83	171.0	171.5	173.4	2.0	1.1
Flour and flour base mixes and doughs	0212		115.6	114.7	113.8	1.0	-.8
Flour	03		114.6	111.9	110.1	-.4	-1.6
Wheat flour	0301	06/83	112.5	109.9	107.9	-.5	-1.8
Other flour	0302	06/83	67.5	66.1	68.9	5.8	4.2
Flour base mixes and doughs	04		118.0	119.1	119.3	2.3	.2
Milled rice	0213		149.4	139.8	134.3	51.2	-3.9
Head rice	01		158.0	147.7	141.8	56.7	-4.0
Medium grain milled rice	0101		155.8	141.3	141.8	62.4	.4
Long grain milled rice	0102		159.9	150.7	142.3	57.1	-5.6
Other milled rice and byproducts	02	06/84	84.6	80.3	77.2	14.9	-3.9
Other cereals	0214		163.5	163.6	162.5	2.5	-.7
Pasta products	02	06/85	132.0	121.1	129.0	9.6	6.5
Macaroni,spaghetti, vermicelli,& other macaroni prod	0201	06/85	133.8	121.2	130.6	11.3	7.8
Noodle products	0202	06/85	127.9	125.0	125.9	1.6	.7
Other cereals except pasta products	09	06/85	158.2	160.1	157.6	1.6	-1.6
Wheat germ	0901	06/83	112.5	115.5	115.3	7.5	-.2
Cornmeal, grits, and hominy	0902	06/83	106.8	109.4	106.2	4.0	-2.9
Breakfast cereals, ready to serve	0904	12/83	183.3	184.4	180.9	-.5	-1.9
Breakfast cereals, cooked	0905	12/83	180.3	180.3	180.3	0	0
Instant hot cereal	0906	12/92	104.2	104.2	104.2	1.4	0
Manufactured starch	0907	06/85	135.7	142.7	142.0	14.2	-.5
Meats, poultry, and fish	022		112.5	116.4	115.9	-1.8	-.4
Meats	0221		106.2	109.9	109.4	-4.0	-.5
Beef and veal	01		106.4	110.3	110.4	-6.7	.1
USDA choice beef carcasses	0102		112.4	115.5	118.4	-4.7	2.5
Other USDA graded and ungraded beef carcasses	0107	12/88	98.4	105.9	110.0	-3.8	3.9
Primal and fabricated beef cuts	0111		97.7	102.0	100.3	-7.8	-1.7
Boneless beef including hamburger	0113		98.9	104.3	107.4	-4.4	3.0
Variety meats (edible organs)	0115		80.9	74.6	74.5	-21.1	-.1
Pork	04		102.1	107.7	105.7	-2.0	-1.9
Sliced bacon	0421		85.6	91.5	91.9	9.9	.4
Hams and picnics, except canned	0432	12/88	115.3	111.7	110.1	.4	-1.4
Other smoked pork	0434	12/88	114.1	116.6	115.9	2.5	-.6
Boiled ham, barbecued pork, and other cooked pork	0435	12/88	103.8	102.2	101.6	-2.1	-.6
Primal and fabricated cuts	0441	12/88	116.7	131.9	128.2	-3.0	-2.8
Other meats	05		108.9	110.2	110.0	-1.1	-.2
Fresh sausage, pork sausage, breakfast links, etc.	0571	12/88	110.9	117.3	115.9	-1.4	-1.2
Dry and semidry sausage	0572	12/88	108.2	108.6	108.6	1.1	0
Frankfurters and wieners	0573	12/88	106.2	105.7	105.0	-3.2	-.7
Other sausage, smoked and cooked	0574	12/88	107.8	108.7	109.3	-.3	.6
Jellied goods and similar preparations, not canned	0575	12/88	116.9	116.9	119.4	2.1	2.1
Other canned meats	0579	12/88	109.3	110.9	110.9	1.5	0
Frozen ground meat patties	0581	12/88	105.7	108.2	107.5	-2.8	-.6
Frozen portion control, other than meat patties	0582	12/88	113.5	110.8	112.0	-1.9	1.1
Miscellaneous processed, frozen, or cooked meats	0583	12/88	114.6	115.2	115.2	-1.1	0
Processed poultry	0222		113.5	116.3	117.2	6.6	.8
Young chicken	03		110.7	116.6	117.0	9.6	.3

See footnotes at end of table.

Digitized for FRASER
http://fraser.stlouisfed.org/
Federal Reserve Bank of St. Louis

Table 6. Producer price indexes and percent changes for commodity groupings and individual items—Continued

(1982=100 unless otherwise indicated)

Commodity	Commodity code	Other index base	Index			Unadjusted percent change to Apr. 1994 From:	
			Dec. 1993[1]	Mar. 1994[1]	Apr. 1994[1]	Apr. 1993	Mar. 1994
Processed poultry--Continued	0222						
Turkeys	06		106.4	105.8	109.7	10.8	3.7
Processed poultry, inc canned/smoked/cooke	08		124.2	122.9	123.1	1.2	.2
Other poultry/small game	09	12/90	103.2	94.6	96.9	-15.6	2.4
Unprocessed and packaged fish	0223		155.5	162.1	159.2	-1.2	-1.8
Unprocessed finfish	01		181.3	207.6	180.6	-1.4	-13.0
Haddock	0101		266.2	300.8	301.1	27.5	.1
Flounder	0131	12/91	112.3	110.6	94.4	-12.5	-14.6
Cod	0132	12/91	91.3	60.0	84.1	49.4	40.2
Pollock	0133	12/91	83.0	104.2	73.6	-41.2	-29.4
Sablefish	0134	12/91	96.9	87.7	92.3	-4.7	5.2
Rockfish	0135	12/91	112.0	88.9	108.2	15.2	21.7
Other finfish	0199	12/91	204.4	264.9	218.2	11.4	-17.6
Fresh packaged fish and seafood	02		191.2	197.2	195.1	1.0	-1.1
Frozen packaged fish and seafood	03		134.8	135.7	137.2	.6	1.1
Frozen packaged fish, excluding shellfish	0311	12/82	139.5	140.0	141.7	-3.7	1.2
Frozen packaged shellfish and other seafood	0313	12/82	115.8	117.2	118.0	7.1	.7
Canned and cured seafood	04		96.5	97.4	97.7	-4.8	.3
Unprocessed shellfish	05	12/91	95.8	98.4	104.0	-5.0	5.7
Shrimp	0501	12/91	125.3	120.5	128.8	13.0	6.9
Crabs	0502	12/91	83.8	101.1	108.3	-6.1	7.1
Other shellfish	0599	12/91	68.1	69.5	67.2	-9.6	-3.3
Dairy products	023		121.0	120.8	121.5	3.7	.6
Fluid milk products	0231		127.0	125.8	125.9	5.3	.1
Packaged fluid milk and related products	03	12/82	127.0	127.8	127.4	5.7	-.3
Fluid whole milk	0301		123.6	123.5	123.1	4.0	-.3
Lowfat milk (1/2-2%)	0302	12/82	136.6	138.8	138.4	8.2	-.3
Skim milk	0303	12/82	145.2	149.7	149.1	9.7	-.4
Cream: light, heavy, sour, half & half, and whipped	0304	12/82	104.1	102.6	103.1	2.5	.5
Cottage cheese	04	12/82	151.6	149.6	151.1	11.3	1.0
Other milk products	05	12/82	130.0	129.8	129.7	2.8	-.1
Bulk fluid milk and cream	06	12/91	92.3	86.1	87.3	3.4	1.4
Butter	0232		53.7	49.5	49.6	-9.8	.2
Natural, processed, and imitation cheese	0233		113.4	114.3	115.8	2.4	1.3
Natural cheese, except cottage cheese	02		107.3	108.8	110.4	1.5	1.5
Processed cheese and related products	03		124.1	124.0	125.4	4.2	1.1
Ice cream and frozen desserts	0234		127.7	127.8	128.0	.8	.2
Dry, condensed, and evaporated milk prod	0235		135.7	137.8	139.0	5.5	.9
Dry milk products	02	12/83	122.4	123.3	123.7	4.0	.3
Liquid milk products	03	12/83	159.3	163.5	165.7	7.2	1.3
Consumer-type canned milk products	0301	12/83	163.4	169.2	169.0	3.3	-.1
Bulk liquid milk products	0303	12/83	136.4	138.3	143.1	13.2	3.5
Processed fruits and vegetables	024		120.4	121.9	121.5	4.7	-.3
Canned fruits and juices	0241		126.4	125.7	126.8	1.8	.9
Canned fruits	01		126.7	125.0	127.2	.5	1.8
Canned fruit juices	02		127.7	127.6	128.0	2.6	.3
Frozen fruits, juices and ades	0242		115.9	113.1	113.0	8.0	-.1
Frozen fruits	02		111.8	(2)	(2)	(2)	(2)
Frozen juices and ades	03		116.0	112.8	112.8	10.4	0
Frozen orange juice	0301		107.9	104.2	104.2	17.1	0
Frozen lemonade	0302		137.8	137.8	(2)	(2)	(2)
Frozen grape juice	0303		114.8	114.8	(2)	(2)	(2)
Frozen grapefruit juice	0304		146.8	142.5	140.4	2.5	-1.5
Citrus pulp	0321		77.8	87.9	87.9	-1.6	0
Dried and dehydrated fruits	0243		119.4	120.6	120.6	3.8	0
Canned vegetables and juices	0244		112.6	117.4	115.7	6.0	-1.4
Canned vegetables, excl. hominy and mushrooms	0102	12/87	114.0	120.4	120.2	10.1	-.2
Canned hominy and mushrooms	0105	12/87	128.1	136.0	137.6	10.6	1.2
Catsup and other tomato sauces	0127	12/87	105.5	109.1	105.9	2.5	-2.9
Canned vegetable juices	0139	12/87	104.9	106.1	106.1	4.3	0
Frozen vegetables	0245		124.7	127.8	126.7	6.7	-.9
Frozen potatoes	02	12/90	109.3	113.2	111.4	6.2	-1.6
Frozen French fried potatoes	0201		138.6	144.1	141.2	6.3	-2.0
Frozen potato products, except french fries	0209		118.4	120.7	120.6	5.5	-.1
Frozen corn	03	12/90	99.6	104.0	104.5	18.1	.5
Frozen sweet cut corn	0301		107.2	112.4	113.1	19.6	.6
Frozen sweet cob corn	0302		122.6	127.0	127.4	15.4	.3
Frozen green vegetables, carrots, and mixe	05	12/90	102.5	103.1	103.0	5.2	-.1

See footnotes at end of table.

Digitized for FRASER
http://fraser.stlouisfed.org/
Federal Reserve Bank of St. Louis

Table 6. Producer price indexes and percent changes for commodity groupings and individual items—Continued

(1982=100 unless otherwise indicated)

Commodity	Commodity code	Other index base	Index			Unadjusted percent change to Apr. 1994 From:	
			Dec. 1993[1]	Mar. 1994[1]	Apr. 1994[1]	Apr. 1993	Mar. 1994
Frozen vegetables--Continued	0245						
Frozen green beans	0502		116.4	115.4	114.5	11.6	-0.8
Frozen lima beans	0503		147.4	147.4	146.4	8.3	-.7
Frozen broccoli	0504		112.8	113.6	113.6	1.0	0
Frozen carrots	0506		121.1	117.7	117.2	-1.9	-.4
Frozen cauliflower	0507		105.5	105.5	105.5	.2	0
Frozen green peas	0508		113.2	112.9	112.9	6.3	0
Frozen spinach	0511		136.5	141.0	141.0	5.0	0
Frozen vegetable combinations	0521	12/90	99.9	101.3	101.2	5.3	-.1
Other frozen vegetables	0539		132.7	134.2	134.3	7.4	.1
Dried and dehydrated vegetables	0246		152.2	150.3	150.3	-.7	0
Dehydrated soups	0247	06/91	100.2	([2])	99.6	-.2	([2])
Sugar and confectionery	025		130.7	130.9	133.5	7.0	2.0
Raw cane sugar and byproducts	0252		115.3	114.9	115.4	1.0	.4
Raw cane sugar	0101		115.3	114.9	115.4	1.4	.4
Refined sugar	0253		118.3	118.3	118.1	-.3	-.2
Granulated sugar	03	06/82	119.4	119.3	119.1	-.3	-.2
Consumer units and individual services	0301	06/82	120.3	119.2	118.7	-2.1	-.4
Commercial units and bulk	0302	06/82	119.1	119.3	119.3	.5	0
Confectioners' powdered sugar	04	06/82	116.0	115.6	115.6	.3	0
Brown sugar	05	06/82	96.5	102.6	102.6	.7	0
Liquid sugar or sugar syrup	06	06/82	120.3	119.9	119.8	-.1	-.1
Confectionery materials	0254		105.0	108.1	116.6	26.5	7.9
Chocolate coatings	0104	06/83	95.9	95.5	95.0	6.5	-.5
Other chocolate and cocoa products	0105	06/83	104.7	102.4	103.9	10.9	1.5
Corn sweeteners	0107	06/85	123.4	130.2	145.6	38.0	11.8
Confectionery end products	0255		156.7	155.6	156.9	4.0	.8
Chewing gum	02		139.4	139.4	138.5	3.0	-.6
Candy and nuts	03	06/83	139.0	138.4	139.1	3.3	.5
Chocolate and chocolate-type confectionery products	0301	06/83	131.7	130.3	130.8	2.6	.4
Nonchocolate-type confectionery products	0302	06/83	134.3	133.6	134.7	1.2	.8
Processed nuts and seeds	0304	06/91	108.9	110.1	110.0	6.8	-.1
Other confectionary products	0305	06/91	95.2	95.2	103.3	8.5	8.5
Beverages and beverage materials	026		124.6	125.3	125.2	0	-.1
Alcoholic beverages	0261		125.8	126.0	126.0	-.3	0
Malt beverages	01		123.0	123.0	122.9	-1.0	-.1
Bottled beer	0101		118.8	114.2	113.9	-3.9	-.3
Canned beer	0103		126.8	128.6	129.5	.4	.7
Barrels and kegs	0105	06/82	118.9	124.1	113.0	-3.2	-8.9
Other malt beverages	0107	06/82	115.0	116.5	116.5	1.1	0
Distilled spirits exc brandy (bulk & bott)	02		141.5	143.8	143.7	2.1	-.1
Bottled liquor, except brandy	0215	06/83	139.9	141.3	141.2	.9	-.1
Wines, brandy and brandy spirits	04	12/83	124.2	123.2	123.3	-.3	.1
Grape table wines	0431	12/83	117.0	116.6	116.6	-.3	0
Bulk wines	0432	12/83	174.3	166.8	166.8	-3.5	0
Dessert wines	0434		111.1	111.1	111.1	0	0
Sparkling wines	0435	12/83	116.8	116.8	116.8	3.3	0
Specialty (formula) wines	0436	12/83	134.9	134.1	134.4	-.5	.2
Soft drinks	0262		125.3	126.9	126.9	.2	0
Cola, excluding diet cola	01		130.9	132.6	132.4	1.1	-.2
Cola, bottled, excluding diet cola	0106		137.9	142.8	142.3	1.7	-.4
Cola, cans, excluding diet cola	0121		116.6	115.2	115.3	.2	.1
Cola, bulk, excluding diet cola	0131		140.1	143.9	143.9	3.4	0
Other carbonated drinks	05		119.4	121.5	121.6	-.2	.1
Carbonated orange soda	0502		106.0	112.3	120.7	1.9	7.5
Lemon, lime and lemon-lime	0503		126.9	125.7	123.4	-3.7	-1.8
Ginger ale	0505		105.4	108.1	108.1	-5.8	0
Other carbonated nondiet soda	0509		122.7	127.3	126.6	.9	-.5
Diet cola	0511		115.6	117.2	117.3	-.1	.1
Other carbonated diet soda	0519		132.4	133.1	132.9	1.7	-.2
Noncarbonated soft drinks	06		129.8	129.5	129.5	-.2	0
Packaged beverage materials	0263		106.0	105.8	105.5	-.3	-.3
Coffee (whole bean, ground, & instant)	01		101.7	101.6	101.6	.4	0
Soluble (instant) coffee	0103		110.8	108.7	108.7	-.6	0
Ground roasted and whole bean coffee	0104	06/88	85.6	85.9	85.9	.6	0
Tea	03		124.2	123.5	120.6	-3.5	-2.3
Other beverage materials	0264		133.9	133.7	134.0	1.8	.2
Malt and malt byproducts	0101		85.4	85.3	86.8	1.5	1.8
Corn grits and flakes (for brewer's use)	0107	06/83	110.9	112.6	105.3	11.2	-6.5

See footnotes at end of table.

Digitized for FRASER
http://fraser.stlouisfed.org/
Federal Reserve Bank of St. Louis

Table 6. Producer price indexes and percent changes for commodity groupings and individual items—Continued

(1982=100 unless otherwise indicated)

Commodity	Commodity code	Other index base	Index			Unadjusted percent change to Apr. 1994 From:	
			Dec. 1993[1]	Mar. 1994[1]	Apr. 1994[1]	Apr. 1993	Mar. 1994
Other beverage materials--Continued	0264						
Liquid beverage bases, not used for soft drinks	0109	12/85	129.8	131.5	131.5	1.3	0
Liquid beverage bases, used for soft drinks	0111	12/85	145.6	145.6	145.8	2.7	.1
Flavoring syrups for fountain, ice cream, home bev.	0113	12/85	95.9	94.8	94.1	-1.9	-.7
Fats and oils	027		132.1	137.7	137.9	22.1	.1
Animal fats and oils	0271		101.1	102.5	102.4	2.6	-.1
Edible tallow and stearin	0113	12/88	94.4	99.4	98.5	2.7	-.9
Crude vegetable oils	0272		135.8	140.3	136.7	31.4	-2.6
Crude soybean oil	0102	12/87	151.8	155.9	152.2	32.5	-2.4
Cottonseed oil, crude	0111		154.9	183.2	160.2	22.2	-12.6
Peanut oil, crude	0121		170.2	191.3	181.5	52.1	-5.1
Other vegetable oils, crude	0151	12/85	131.2	136.3	138.3	28.2	1.5
Vegetable oils, refined	0275	06/85	77.5	82.6	83.2	25.3	.7
Cottonseed oil, refined	0101	06/85	89.2	100.0	96.6	25.5	-3.4
Shortening and cooking oil	0276		133.7	139.7	141.7	18.4	1.4
Shortening, 100% vegetable	0102	12/89	118.6	126.0	125.2	17.4	-.6
Shortening, animal or vegetable/animal	0104	12/89	106.0	107.0	107.4	-1.2	.4
Hydrogenated oils, other than baking	0107		116.4	116.4	115.8	15.7	-.5
Margarine	0109		136.0	145.2	155.0	24.4	6.7
Salad and cooking oils	0111		142.9	144.7	144.5	20.8	-.1
All other fully refined oils	0113		121.8	129.9	125.0	11.6	-3.8
Miscellaneous processed foods	028		143.4	144.0	144.2	1.6	.1
Jams, jellies, and preserves	0281		124.1	125.1	124.5	-.7	-.5
Pickles and pickle products	0282		166.0	168.4	165.1	7.4	-2.0
Processed eggs	0283		103.8	105.2	110.5	-3.0	5.0
Canned specialties	0284		149.4	148.6	148.3	2.5	-.2
Canned baby foods	0101	12/82	183.0	183.0	180.8	0	-1.2
Canned dry beans	0102	12/82	120.0	114.3	114.3	-5.6	0
Canned specialty foods	0103	12/82	116.0	115.7	116.3	1.3	.5
Canned soups	0104	12/82	186.1	187.7	187.2	7.8	-.3
Frozen specialties	0285		136.5	136.3	137.5	.7	.9
Frozen pies and other baked goods	0109	12/82	148.6	149.1	149.5	1.2	.3
Frozen dinners, meat pies, ethnic foods	0111	12/82	133.9	133.4	134.8	.4	1.0
Other frozen specialties	0113	12/82	131.2	131.2	132.4	1.1	.9
Meat sauces	0286		142.2	142.3	142.3	.1	0
Other miscellaneous processed foods	0289		147.1	148.1	148.3	1.7	.1
Mayonnaise, salad dressings, and sandwich spreads	0102	12/86	135.0	139.8	140.4	5.7	.4
Dry mix preparations	0148	06/91	100.6	100.1	100.2	-.1	.1
Perishable prepared foods, not frozen	0149	06/91	104.7	105.1	104.9	2.5	-.2
Flavoring extracts, emulsions & other liquid flavors	0151	12/85	100.4	100.4	100.4	-.3	0
Miscellaneous flavoring powders and tablets	0153	12/85	130.0	130.2	130.2	2.8	0
Spices	0156	06/91	110.3	110.9	111.0	5.3	.1
Manufactured ice	0161	12/85	119.7	119.9	120.1	4.7	.2
Dairy product substitutes	0162	06/92	103.2	104.6	104.7	2.0	.1
Chips (potato, corn, etc.)	0172	12/85	117.4	117.8	119.1	2.1	1.1
Cider and vinegar	0174	12/85	115.0	115.0	114.2	-.7	-.7
Other food preparations	0175	12/85	128.2	128.3	128.3	-1.7	0
Prepared animal feeds	029		116.2	116.2	113.9	5.3	-2.0
Grain by-product feeds	0291		79.1	83.9	79.9	15.8	-4.8
Wheat mill feed	0103	06/83	84.1	88.5	76.9	19.0	-13.1
Corn mill feed	0105	06/83	75.6	79.2	80.0	29.9	1.0
Gluten feed, corn	0107		78.7	([2])	81.0	10.5	([2])
Vegetable cake and meal feeds	0292		96.4	92.8	88.7	1.6	-4.4
Cottonseed cake and meal	0101		120.9	116.6	116.4	10.4	-.2
Soybean meal	0111		93.4	89.6	85.5	.8	-4.6
Corn gluten meal	0113	06/85	184.4	182.7	177.0	6.1	-3.1
Other oilseed cake and meal	0151	12/85	160.2	159.7	152.0	8.9	-4.8
Formula feeds	0293		120.3	121.4	119.8	8.3	-1.3
Poultry feeds: egg-type, broiler and turkey	0102	12/86	132.3	136.1	134.3	11.3	-1.3
Dairy cattle feeds, complete	0104	12/86	120.9	123.0	120.6	10.2	-2.0
Dairy cattle feeds, supplements and concentrates	0106	12/86	121.2	120.7	119.8	5.1	-.7
Swine feeds, complete	0108	12/86	128.9	129.4	129.0	9.8	-.3
Swine feeds, supplements and concentrates	0112	12/86	123.5	119.8	118.8	2.7	-.8
Beef cattle feeds, complete	0114	12/86	145.9	144.1	139.5	7.0	-3.2

See footnotes at end of table.

Digitized for FRASER
http://fraser.stlouisfed.org/
Federal Reserve Bank of St. Louis

Table 6. Producer price indexes and percent changes for commodity groupings and individual items—Continued

(1982 = 100 unless otherwise indicated)

Commodity	Commodity code	Other index base	Index			Unadjusted percent change to Apr. 1994 From:	
			Dec. 1993[1]	Mar. 1994[1]	Apr. 1994[1]	Apr. 1993	Mar. 1994
Formula feeds--Continued	0293						
Beef cattle feeds, supplements and concentrates	0116	12/86	121.7	122.1	119.9	5.8	-1.8
Other poultry and livestock feeds	0118	12/86	124.1	122.5	121.0	1.9	-1.2
Miscellaneous feedstuffs	0294		137.7	137.9	137.0	2.0	-.7
Pet food	02		145.3	147.3	147.0	2.6	-.2
Dog and cat food	0202	12/85	125.0	126.8	126.6	2.2	-.2
Other pet and specialty feeds	0203	12/85	115.7	117.2	115.8	6.0	-1.2
Other than pet food	03		117.3	112.9	110.8	.4	-1.9
Meat meal and meat and bone meal	0301		114.1	105.9	102.5	-7.1	-3.2
Dry rendered tankage	0303		116.3	106.2	99.7	-10.7	-6.1
Fish scrap and meal	0305		124.7	120.6	116.5	-9.7	-3.4
Grain, ground, rolled	0307		88.1	89.1	87.7	3.1	-1.6
Mineral mixture	0309		132.5	132.4	132.5	-.1	.1
Sugar beet pulp, all forms	0313	06/82	119.3	130.9	130.9	-5.4	0
Feed grade condensed and evaporated mi	0315	12/83	168.4	159.9	159.8	4.9	-.1
Other corn wet process by-products	0317	06/85	(2)	90.7	90.8	(2)	.1
Cottonseed hulls	0319	06/85	365.0	243.1	226.6	8.1	-6.8
Textile products and apparel	03		117.9	117.9	117.7	-.3	-.2
Synthetic fibers	031		104.2	103.2	102.2	-.6	-1.0
Unprocessed filament yarns	0315		108.6	109.0	109.0	2.6	0
Cellulosic	01		148.9	150.3	(2)	(2)	(2)
Non-cellulosic	02		102.7	103.0	103.0	2.7	0
Nylon textile yarn, selected deniers	0214		107.6	107.0	(2)	(2)	(2)
Polyester textile yarn, high denier	0223	12/89	95.2	87.7	87.7	-7.4	0
Polyester industrial yarn	0224	06/83	129.9	128.7	127.6	.5	-.9
Fibrous glass yarn	0231		111.0	111.6	111.9	3.8	.3
Polyolefin fibers, excluding producer textured	0232	12/89	106.3	106.3	106.3	2.9	0
Staple, tow, and fiberfill	0318		96.5	94.1	92.0	-4.5	-2.2
Non-cellulosic	02		89.2	88.4	85.9	-3.2	-2.8
Nylon and aramid	0201		79.8	(2)	74.3	-5.1	(2)
Polyester	0203		102.6	100.6	100.6	-2.3	0
Polyolefin	0209	12/89	95.3	95.3	95.2	-2.7	-.1
Processed yarns and threads	032		107.1	107.2	107.0	-.8	-.2
Yarns	0326		104.6	104.8	104.6	-.9	-.2
Cotton	01		92.5	93.2	92.5	-3.2	-.8
Gray combed cotton yarn	0102	12/82	104.5	106.2	109.8	1.9	3.4
Gray carded cotton yarn	0104	12/82	86.2	87.3	89.6	-4.4	2.6
Interplant transfers of gray cotton yarn	0106	12/88	90.7	(2)	(2)	(2)	(2)
Finished cotton yarn	0107	12/82	116.7	118.1	118.4	-2.7	.3
Wool	02		93.9	94.1	94.4	1.8	.3
Gray spun wool yarn	0201	12/88	93.1	94.1	94.1	1.1	0
Finished spun wool yarn	0203	12/88	96.2	96.3	96.6	2.0	.3
Synthetic	03		109.2	109.2	109.1	-.4	-.1
Rayon and/or acetate yarn	0301	12/82	120.7	106.5	109.5	-10.6	2.8
Acrylic and/or modacrylic yarn	0303	12/82	97.3	100.3	100.3	3.1	0
Gray and finished spun polyester yarn	0305	12/82	106.4	106.2	106.8	-2.0	.6
Interplant transfers of gray synthetic yarn	0306	12/88	92.3	91.9	91.0	-.9	-1.0
Textured polyester filament yarn	0307	12/82	120.5	119.9	119.9	-.2	0
Textured nylon filament yarn	0309	12/82	117.8	117.8	118.0	1.0	.2
Textured yarns except nylon and polyester	0311	06/83	109.2	108.5	109.2	.7	.6
Other synthetic yarn	0313	06/83	111.2	113.2	112.3	.6	-.8
Covered elastic yarn	0315	06/84	124.5	124.4	124.4	-.2	0
Other throwing and winding mill products	04	12/88	111.9	112.9	113.3	1.3	.4
Thrown filament yarns, except textured	0402	12/88	115.0	116.4	116.4	1.1	0
Commission throwing/texturing filament yar	05	12/88	95.9	95.9	95.9	.3	0
Other finishing of yarn	06	12/89	105.0	105.5	105.5	1.2	0
Commission finishing of yarn, raw stock/narrow fabr.	0602	12/89	106.2	106.8	106.8	1.5	0
Threads	0327		143.9	140.8	140.3	-1.1	-.4
Synthetic and silk, finished	03		141.4	137.6	137.0	-1.3	-.4
Synthetic and silk thread, home use	0335	06/84	130.4	129.2	129.2	6.6	0
Synthetic and silk thread, industrial use	0337	06/84	132.9	129.1	128.5	-1.9	-.5
Gray fabrics	033		116.9	116.0	116.6	-2.5	.5
Broadwovens	0337		117.4	116.0	116.8	-3.3	.7
Cotton	01		115.0	115.3	115.6	-.6	.3
Plain printcloth	0101		102.1	105.9	105.2	-1.1	-.7
Sheeting	0103		93.7	94.6	94.5	-.9	-.1
Duck	0109		151.8	149.0	151.8	.5	1.9
Twill weaves	0115		108.7	108.3	108.4	-.3	.1
Other gray cotton	0123	06/87	110.8	110.3	110.1	-2.1	-.2
Synthetic	03		114.5	112.1	113.2	-5.0	1.0
Filament rayon and/or acetate fabric	0301	06/87	136.7	134.1	134.1	.4	0

See footnotes at end of table.

Digitized for FRASER
http://fraser.stlouisfed.org/
Federal Reserve Bank of St. Louis

Table 6. Producer price indexes and percent changes for commodity groupings and individual items—Continued

(1982=100 unless otherwise indicated)

Commodity	Commodity code	Other index base	Index			Unadjusted percent change to Apr. 1994 From:	
			Dec. 1993[1]	Mar. 1994[1]	Apr. 1994[1]	Apr. 1993	Mar. 1994
Broadwovens--Continued	0337						
Filament polyester fabric	0303	06/87	112.3	111.9	111.7	-1.0	-0.2
Plain printcloth, spun polyester/cotton blend	0363		110.8	107.3	107.7	-12.1	.4
Twill weaves	0379	06/87	105.5	102.9	103.8	-7.5	.9
Spun/filament yarn fabrics	0381	06/87	108.6	106.3	108.8	-4.5	2.4
Other gray fabrics	0383	06/87	99.4	99.9	99.2	-2.3	-.7
Knits	0338		110.3	110.9	110.9	0	0
Circular knits, except hosiery	03		104.5	104.5	104.5	-.9	0
Warp knits, except hosiery	04		117.9	119.9	119.9	1.7	0
Other fabrics	0339	06/84	111.8	113.4	113.4	2.6	0
Finished fabrics	034		119.1	118.8	119.0	-.4	.2
Broadwovens	0342		118.0	117.6	117.7	0	.1
Cotton	01		112.4	111.4	112.2	.5	.7
Plain printcloth	0113	06/87	126.4	126.4	126.4	4.2	0
Broadcloth	0115	06/87	111.4	112.1	113.1	2.3	.9
Blue indigo denim	0117	06/87	107.1	105.1	102.9	-4.2	-2.1
Other finished fabrics	0119	06/87	116.9	115.0	115.4	-.1	.3
Wool	02		117.6	116.3	116.6	-.3	.3
Apparel fabrics	0203	06/85	106.4	105.2	105.4	-.6	.2
Non-apparel fabrics and felts	0207	06/85	122.2	121.7	121.5	.5	-.2
Synthetic	03		121.8	121.9	121.6	-.2	-.2
Filament polyester fabric	0301	06/87	108.9	109.0	109.8	1.5	.7
Other filament fabrics	0303	06/87	113.8	115.2	117.1	3.6	1.6
Broadcloth	0305	06/87	111.9	111.7	111.8	.1	.1
Twill weaves	0307	06/87	112.7	113.6	113.7	.8	.1
Spun/filament yarn fabric	0309	06/87	112.1	113.9	111.2	-1.5	-2.4
Other finished fabric	0311	06/87	120.3	118.0	118.7	-1.2	.6
Knits	0343		109.9	109.0	109.2	-2.2	.2
Circular knit outerwear fabric	04		103.7	101.8	102.3	-3.8	.5
Single knit	0403		105.8	104.7	104.9	-3.8	.2
Double and rib knit	0413		105.5	102.2	103.3	-3.6	1.1
Other circular knit fabric	05		116.0	116.6	115.5	-.5	-.9
High pile fabric	0503		111.2	111.2	111.2	.4	0
All other circular knit fabrics	0505		111.7	111.7	108.1	-3.2	-3.2
Warp knit outerwear fabric	06		126.5	127.6	127.9	-2.2	.2
Warp knit underwear and nightwear fabric	07		114.5	114.4	114.4	-.3	0
Other warp knit fabric	08		116.3	115.0	115.5	-.8	.4
Narrow fabrics	0344		115.0	115.5	116.0	.8	.4
Nonwovens and felt goods	0345		133.1	133.1	133.2	-1.0	.1
Nonwoven fabrics	0321		134.5	134.6	134.6	-1.0	0
Pressed wool felt	0331	12/85	130.6	130.6	130.6	0	0
Punched or needled felt	0332	12/85	106.2	105.5	106.5	-1.9	.9
Coated fabrics, not rubberized	0346	06/85	118.3	117.3	117.4	0	.1
Vinyl coated or laminated fabric	0102	06/85	115.4	114.9	115.0	.4	.1
Polyurethane and other coated or laminated fabric	0103	06/85	122.1	120.2	120.4	-.8	.2
Embroideries and lace goods	0347	06/85	133.5	134.5	134.1	.6	-.3
Embroideries	01	06/85	132.9	133.8	133.5	.9	-.2
Schiffli machine embroideries	0105	06/85	135.5	135.5	135.5	.4	0
Other embroideries and needlework on fabric	0106	12/85	131.1	132.3	131.9	1.0	-.3
Lace goods	02	12/85	142.9	142.9	142.9	-2.5	0
Apparel & other fabricated textile prods	038		121.6	122.0	121.7	.2	-.2
Apparel	0381		123.1	123.5	123.2	-.1	-.2
Women's	01		119.6	120.4	119.1	-1.2	-1.1
Skirts, including uniforms	0122		110.0	108.9	109.0	-.4	.1
All other outerwear, n.e.c.	0143	06/83	104.3	104.7	105.2	-1.1	.5
Sweaters, jackets, and jerseys	0144	12/84	111.1	113.4	112.6	.1	-.7
Dresses	0145	12/84	117.0	119.7	116.9	-1.8	-2.3
Suits	0146	12/84	112.4	113.7	113.6	[2]	-.1
Slacks, jeans, and dungarees	0151	12/84	99.0	99.2	99.4	-2.8	.2
Blouses, waists & shirts exc. knit sport & sweat	0152		156.6	157.0	150.6	-2.3	-4.1
Knit outerwear sportshirts, incl. sweatshirts	0153		141.5	141.5	138.9	-6.5	-1.8
Separate tailored suit-type jackets, incl. uniforms	0162		116.5	116.9	117.1	2.3	.2
Leather coats and jackets	0166	12/85	117.5	117.5	117.5	1.9	0
Finished seamless and simulated seamed hosiery	0169	06/84	115.6	114.9	115.0	-.6	.1
Unfinished seamless and simulated seamed hosiery	0171	06/84	119.4	119.4	119.4	-.3	0
Brassieres	0174		128.2	128.6	128.7	1.5	.1
Girdles, corsets, combinations and accessories	0175		142.4	143.5	143.5	.8	0
Panties	0176		130.0	133.9	133.9	2.7	0
Nightwear	0178		115.4	115.7	115.7	.3	0
Ladies' robes, dressing gowns and housecoats	0179		111.9	116.9	116.9	4.5	0

See footnotes at end of table.

Digitized for FRASER
http://fraser.stlouisfed.org/
Federal Reserve Bank of St. Louis

Table 6. Producer price indexes and percent changes for commodity groupings and individual items—Continued

(1982=100 unless otherwise indicated)

Commodity	Commodity code	Other index base	Index			Unadjusted percent change to Apr. 1994 From:	
			Dec. 1993[1]	Mar. 1994[1]	Apr. 1994[1]	Apr. 1993	Mar. 1994
Apparel--Continued	0381						
Underwear, except slips and panties	0181	06/83	131.9	131.9	131.9	0.5	0
Bathing suits	0182		151.0	150.8	150.8	.9	0
Washable service apparel	0188		121.5	121.5	121.5	0	0
Men's and boys'	02		127.7	128.0	128.4	.5	.3
Men's business & other suits, regular & light weight	0206		135.7	136.2	136.3	1.9	.1
Men's & boys' dress, sport, & uniform trousers	0215		123.3	123.2	123.6	1.1	.3
Men's and boys' jeans and jean cut casual slacks	0216	12/92	99.7	99.8	101.8	1.5	2.0
Men's and boys' work clothing	0221		120.2	121.6	121.7	.8	.1
Men's and boys' work shirts	0228	06/83	126.8	128.1	128.3	1.3	.2
Men's sport coats & jackets, business type & other	0256		133.0	133.4	133.4	.7	0
Men's/boys' sweaters, jackets, and jerseys	0258	12/84	118.5	122.6	121.8	3.3	-.7
Men's tailored outercoats	0261	12/93	100.0	100.5	100.5	[2]	0
Men's & boys' raincoats & other waterproof outergar.	0266	06/85	124.1	124.6	124.6	.5	0
Men's and boys' leather coats and jackets	0267	12/85	132.1	132.3	132.3	-.5	0
Men's finished hosiery	0272		127.5	127.7	127.7	.1	0
Men's unfinished hosiery	0273	06/84	103.4	100.9	101.0	-2.9	.1
Men's and boys' knit undershirts	0274		125.9	125.9	125.9	-3.9	0
Men's and boys' knit shorts and briefs	0275		112.4	112.4	112.4	-1.4	0
Men's and boys' thermal underwear	0277	06/82	152.4	[2]	152.4	5.5	[2]
Men's and boys' robes and dressing gowns	0279	06/85	117.1	[2]	117.4	2.4	[2]
Men's/boys' swimwear, athletic shorts & oth. outerwr	0281	12/84	127.8	127.6	127.9	.2	.2
Men's and boy's neckwear	0282		131.1	131.3	131.2	.2	-.1
Men's/boys' shirts, excl. sport & sweatshirts	0296	12/84	136.0	136.0	136.1	.3	.1
Men's/boys' woven sportshirts	0297	12/84	114.6	114.7	114.7	.4	0
Men's/boys' knit sportshirts incl. sweatshirts	0298	06/83	116.3	115.7	115.4	-1.1	-.3
Girls', children's and infants'	03		120.6	120.5	120.9	.6	.3
Dresses/blouses/shirts, ex. knit sport & sweatshirts	0349	12/84	121.0	119.8	120.9	-.4	.9
Knit sport and sweatshirts	0351	12/84	112.6	113.9	113.8	2.1	-.1
Other outerwear, n.e.c.	0355	12/84	109.3	109.8	109.8	1.1	0
Infants' and children's anklet hosiery	0363	06/84	107.6	107.6	107.6	-2.2	0
Other infants' and children's finished hoisery	0365	06/84	106.6	106.5	106.5	.4	0
Underwear	0368	06/82	143.8	143.8	143.6	1.8	-.1
Nightwear	0369	06/82	126.0	126.0	126.6	.7	.5
Miscellaneous apparel and accessories	04	12/83	117.3	117.1	117.1	.3	0
Fur products	0407	12/83	101.3	101.6	101.6	1.8	0
Milling, hats, and caps	0413	12/90	110.8	111.1	111.2	1.9	.1
Fabric workgloves and mittens	0419	06/85	114.4	114.8	115.1	-.3	.3
Waterproof outergarments, n.e.c.	0421	06/85	122.6	122.7	122.7	-.1	0
Leather & sheep lined clothing,ex. coats & jackets	0423	12/85	106.5	106.3	103.9	-3.2	-2.3
Belts, other than leather	0425	06/85	103.0	103.0	103.0	-1.2	0
Knit products, n.e.c.	0429	12/85	110.1	110.9	111.0	.8	.1
Apparel and accessories, n.e.c.	0441	12/85	118.0	117.1	117.1	-.8	0
Contract work on apparel	05	06/87	116.2	116.4	116.4	.7	0
Textile housefurnishings	0382		117.0	117.0	117.0	1.8	0
Bed clothes	01		114.8	114.7	114.7	.3	0
Bedspreads and bedsets	0102		117.9	115.3	115.2	-2.4	-.1
Sheets and pillow cases	0134	06/86	111.2	111.2	111.2	.5	0
Comforters	0136	06/87	94.9	95.4	95.4	.8	0
Blankets	0138	06/87	121.5	123.5	123.5	2.0	0
Other textile housefurnishings	03	06/83	118.8	118.9	118.9	2.6	0
Towels and washcloths	0303		112.9	112.9	112.9	5.0	0
Draperies	0307		141.5	141.5	142.0	3.2	.4
Curtains, except lace	0308	06/84	121.9	121.9	121.9	1.3	0
Other textile housefurnishings	0311	06/83	115.4	115.6	115.6	1.1	0
Fabricated products, n.e.c.	0383		116.2	116.2	116.3	.3	.1
Camping equipment	02		129.8	130.2	130.3	.5	.1
Sleeping bags	0213	12/85	106.7	106.4	106.5	.1	.1
Industrial and other fabricated products	03		115.8	115.9	115.9	.3	0
Men's/boys' suit, coat findings & hat,	0305	12/83	126.8	127.0	127.0	2.5	0
Automotive trimmings	0308	12/83	106.3	106.2	106.2	-.1	0
Other trimmings and findings	0311	12/83	111.0	111.0	111.0	-.4	0
Soft fiber cordage and twine, except cotton	0324	06/85	130.7	129.3	128.4	-.5	-.7
Cotton cordage and twine	0325	06/85	118.4	119.0	119.2	-.3	.2
Wipers made from nonwoven fabrics	0326	12/85	126.3	126.3	129.2	2.3	2.3
Tarpaulins and other covers	0332		153.0	155.4	155.5	5.9	.1
Textile bags	0341	12/85	115.4	116.3	116.5	.7	.2
Tents, other than camping tents	0343	12/85	138.2	138.2	138.2	0	0
Awnings	0344	12/85	158.5	157.5	159.1	5.2	1.0
All other industrial and fabricated products	0351	12/85	105.0	105.0	105.0	-.2	0
Miscellaneous textile products/services	039	06/85	116.2	117.1	117.1	1.0	0
Textile materials n.e.c. & proc. textile	0391	06/85	115.1	116.6	117.2	1.9	.5
Textile fibers, yarns, and fabrics, n.e.c.	01	06/85	104.8	105.4	105.6	.9	.2
Scouring and combing mill products, n.e.c.	0102	06/85	98.4	105.0	107.8	10.6	2.7
Padding and upholstery filling	0104	12/85	107.7	107.7	107.7	.4	0
Other non-fabricated products, n.e.c.	0109	06/85	103.7	103.5	103.3	-.6	-.2
Cotton linters	0111	12/91	73.9	73.9	74.4	-4.7	.7

See footnotes at end of table.

Digitized for FRASER
http://fraser.stlouisfed.org/
Federal Reserve Bank of St. Louis

Table 6. Producer price indexes and percent changes for commodity groupings and individual items—Continued

(1982=100 unless otherwise indicated)

Commodity	Commodity code	Other index base	Index			Unadjusted percent change to Apr. 1994 From:	
			Dec. 1993[1]	Mar. 1994[1]	Apr. 1994[1]	Apr. 1993	Mar. 1994
Textile materials n.e.c. & proc. textile--Continued	0391						
Textile waste	02	12/85	128.0	130.4	131.4	2.7	0.8
Processed textile waste	0201	12/85	144.0	153.8	158.1	10.5	2.8
Used wiping cloths	0203	12/86	90.8	90.8	90.8	-.9	0
Contract work on textile products	0392	06/87	115.7	116.1	115.8	.5	-.3
Commission finishing of broadwoven fabrics	0101	06/87	124.7	125.2	124.7	.8	-.4
Commission embroidering, tucking, pleating, etc.	0102	06/91	100.4	100.4	100.4	.4	0
Commission knitting of gray fabric	0103	06/87	102.8	103.3	103.3	-.6	0
Comm. knitting/finishing or finishing only of knits	0105	06/87	107.8	107.8	107.8	-.2	0
Hides, skins, leather, and related products	04		144.4	144.5	146.4	1.9	1.3
Hides and skins	041		188.1	183.5	196.5	5.8	7.1
Cattle hides	0411		183.3	178.6	191.3	4.7	7.1
Other hides, skins, and pelts	0417	12/88	98.9	100.8	103.9	9.4	3.1
Leather	042		169.1	171.9	174.0	3.4	1.2
Finished cattlehide and kipside leather	0421		168.9	169.5	171.4	1.4	1.1
Upper leather, including patent	02		164.1	165.8	167.1	2.8	.8
Dress and casual shoe	0201		167.0	169.0	170.2	3.2	.7
Other grains except offal	03		184.5	183.5	186.5	-.1	1.6
Bag, case, and strap leather	0301		217.6	217.6	221.7	.9	1.9
Garment leather	0302		159.5	162.8	165.5	1.5	1.7
Upholstery leather	0303		176.1	180.6	180.7	.1	.1
Other grains	0304		210.8	193.6	204.2	-1.0	5.5
Finished sheep and lamb leather	0423		168.1	168.8	168.8	-6.6	0
Garment leather	0103		166.3	167.9	167.9	-6.6	0
Footwear	043		135.1	135.4	135.7	.9	.2
Men's footwear, excluding athletic	0431		143.4	144.0	144.1	.9	.1
Men's footwear, except slippers	0501	12/93	100.0	100.6	100.6	(2)	0
Men's slippers	0505	12/93	100.0	100.3	100.3	(2)	0
Women's footwear, excluding athletic	0432		127.9	127.8	128.5	1.0	.5
Women's footwear, except slippers	0501	12/93	100.0	100.3	100.3	(2)	0
Women's slippers	0505	12/93	100.0	96.7	103.4	(2)	6.9
Children's footwear, except athletic	0433		138.6	138.7	138.7	1.2	0
Children's footwear, except slippers	0101	12/93	100.0	100.1	100.1	(2)	0
Misses' footwear (size 12 1/2 - 2 1/2)	0434		131.2	(2)	(2)	(2)	(2)
Youths', boys' ftwear. (size 12 1/2-6)	0435		(2)	131.6	131.7	.1	.1
Infants', babies' ftwear. (size 1-8)	0436		141.0	142.3	142.5	2.3	.1
Athletic footwear	0437		(2)	128.6	128.6	(2)	0
Other footwear	0438		127.5	127.4	127.4	.9	0
All other footwear	0169		(2)	129.0	129.0	(2)	0
Other leather and related products	044		136.1	135.9	136.1	.3	.1
Luggage and small leather goods	0441		133.9	133.0	132.9	-.4	-.1
Hand luggage	0112	12/84	112.8	114.4	113.9	1.2	-.4
Luggage other than hand luggage	0113	12/84	133.8	134.1	134.3	1.7	.1
Women's & children's handbags & purses	0128	06/82	132.3	127.2	127.2	-3.6	0
Other personal leather goods	0132	06/82	138.5	137.4	137.7	-.4	.2
Gloves	0442		127.3	128.9	129.3	2.0	.3
All leather dress & semidress gloves and mittens	0103	06/85	125.4	128.5	126.7	1.5	-1.4
All leather work gloves and mittens	0104	06/85	125.5	126.5	127.6	2.1	.9
Industrial leather	0443		148.4	148.8	148.7	1.7	-.1
Footwear cut stock	0444		145.7	145.8	146.1	.5	.2
Leather/leather-like goods, n.e.c.	0445	06/85	126.9	127.8	128.3	1.3	.4
Leather/leather-like goods, other than belts	0101	06/85	124.5	124.7	126.1	1.6	1.1
Leather belts	0111	06/85	129.3	130.9	130.6	1.0	-.2
Fuels and related products and power	05		74.7	76.5	76.5	-4.7	0
Coal	051		97.5	96.7	95.7	1.2	-1.0

See footnotes at end of table.

Digitized for FRASER
http://fraser.stlouisfed.org/
Federal Reserve Bank of St. Louis

Table 6. Producer price indexes and percent changes for commodity groupings and individual items—Continued

(1982 = 100 unless otherwise indicated)

Commodity	Commodity code	Other index base	Index			Unadjusted percent change to Apr. 1994 From:	
			Dec. 1993[1]	Mar. 1994[1]	Apr. 1994[1]	Apr. 1993	Mar. 1994
Anthracite	0511		106.9	106.9	105.5	-0.3	-1.3
Prepared anthracite shipped	01		105.9	105.8	104.1	.1	-1.6
Unprepared anthracite shipped	02		(2)	103.7	(2)	(2)	(2)
Bituminous coal	0512		97.4	96.6	95.6	1.2	-1.0
Spot sales of prepared bituminous coal	02		93.7	97.1	94.3	9.8	-2.9
Steam electric utilities	0209		95.9	99.9	96.4	11.4	-3.5
Metallurgical/coke producers	0212		(2)	87.4	87.4	(2)	0
All other industrial users	0215	06/83	92.9	94.4	93.3	1.7	-1.2
Contract sales of prepared bituminous coal	03		96.1	95.7	94.7	-2.1	-1.0
Steam electric utilities	0301		99.8	99.8	98.8	-1.6	-1.0
Metallurgical/coke producers	0303		83.1	82.8	82.0	-4.4	-1.0
All other industrial users	0306		92.3	89.0	88.0	-4.3	-1.1
Prepared bituminous coal, resid./comm. use	05	12/86	(2)	93.9	92.7	(2)	-1.3
Prepared bituminous coal for export	06	12/86	75.1	(2)	(2)	(2)	(2)
Prepared bituminous coal, intracomp. trans	07	12/86	109.6	105.6	104.9	6.7	-.7
Unprepared coal	08		99.6	98.1	98.3	-.3	.2
Coke oven products	052		88.9	89.1	90.0	1.4	1.0
Coke	0522						
Coke	0101		86.1	88.0	87.6	1.6	-.5
Gas fuels	053		77.5	82.9	79.5	6.0	-4.1
Natural gas (to pipelines)[3]	0531		85.5	93.0	88.6	12.3	-4.7
Interstate	0102		85.9	94.6	87.7	14.9	-7.3
Intrastate	0103		95.1	100.2	102.1	5.9	1.9
Liquefied petroleum gas[3]	0532		57.0	55.9	55.4	-17.4	-.9
Propane	0104		70.6	67.7	67.1	-8.5	-.9
Butane	0105		45.4	40.0	39.5	-26.6	-1.3
Ethane	0106		56.4	62.9	61.3	-13.9	-2.5
Other natural gas liquids	0107	06/84	52.8	52.6	52.4	-20.0	-.4
Electric power	054		125.1	125.2	124.8	.2	-.3
Residential electric power	0541	12/90	107.2	107.4	107.1	.1	-.3
Commercial electric power	0542		124.1	124.0	123.8	1.8	-.2
Industrial electric power	0543		126.0	126.0	125.4	-1.1	-.5
Other electric power	0545	12/90	101.4	102.0	102.2	-2.8	.2
Utility natural gas	055	12/90	107.6	108.3	106.4	4.4	-1.8
Residential natural gas	0551	12/90	111.0	111.1	109.8	5.2	-1.2
Commercial natural gas	0552	12/90	108.5	109.4	107.3	6.3	-1.9
Industrial natural gas	0553	12/90	104.7	105.6	103.2	3.7	-2.3
Natural gas to electric utilities	0554	12/90	91.3	94.6	90.6	-4.2	-4.2
Other natural gas	0555	12/90	110.0	108.5	104.4	2.3	-3.8
Crude petroleum (domestic production)	0561		38.9	39.6	42.6	-26.2	7.6
Petroleum products, refined	057		52.9	56.1	56.9	-12.6	1.4
Gasoline	0571		52.5	56.3	59.4	-12.5	5.5
Premium grade motor gasolines	03		59.5	62.6	64.9	-12.4	3.7
Sales to jobbers, retailers and other resellers	0302		58.2	61.2	63.5	-12.4	3.8
Sales to end users	0303		62.5	63.0	66.7	-13.5	5.9
Unleaded regular gasoline	04		49.8	53.8	57.2	-13.5	6.3
Sales to jobbers, retailers and other resellers	0402		49.4	53.4	56.7	-13.6	6.2
Sales to end users	0403		52.5	54.6	57.0	-13.9	4.4
Unleaded mid-premium gasoline	05	12/87	90.2	96.3	101.2	-12.2	5.1
Sales to jobbers, retailers and other resellers	0502	12/87	90.3	96.3	101.3	-12.1	5.2
Sales to end users	0503	12/87	85.5	96.7	99.3	-15.7	2.7
Kerosene and jet fuels	0572		53.1	51.5	50.6	-14.4	-1.7
Kerosene	02		47.8	54.9	54.4	-5.1	-.9
Jet fuels	03		53.8	51.7	50.7	-14.9	-1.9
Kerosene-type	0301		53.9	51.3	50.7	-16.7	-1.2
Light fuel oils	0573		51.4	57.0	54.7	-12.3	-4.0
Fuel oil no. 2	02		51.8	56.2	54.7	-11.3	-2.7
Fuel oil no.2 to resellers	0201		51.8	56.2	54.7	-11.3	-2.7
#2 diesel fuel	03		51.2	58.0	54.6	-13.6	-5.9

See footnotes at end of table.

Digitized for FRASER
http://fraser.stlouisfed.org/
Federal Reserve Bank of St. Louis

Table 6. Producer price indexes and percent changes for commodity groupings and individual items—Continued

(1982=100 unless otherwise indicated)

Commodity	Commodity code	Other index base	Index			Unadjusted percent change to Apr. 1994 From:	
			Dec. 1993[1]	Mar. 1994[1]	Apr. 1994[1]	Apr. 1993	Mar. 1994
Light fuel oils--Continued	0573						
Other light fuel oils	04	06/85	67.1	71.5	73.3	-7.1	2.5
Residual fuels	0574		46.2	45.6	43.5	-18.1	-4.6
Sales to resellers	07	06/85	71.3	67.0	69.6	-12.2	3.9
Containing < 1% sulfur	0701		51.2	60.5	50.8	-18.6	-16.0
Containing > 1% sulfur	0702		59.5	47.6	57.7	-8.0	21.2
Sales to end users	08	06/85	52.6	54.6	48.2	-23.1	-11.7
Finished lubricants	0576		123.5	130.7	125.7	-4.8	-3.8
Lubricating grease	03		128.0	128.3	133.2	5.5	3.8
Lubricating and similar oils	04	06/85	115.1	122.5	116.8	-5.9	-4.7
Petroleum and coal products, n.e.c.	058	12/84	64.0	61.6	62.2	-10.2	1.0
Petroleum and coal products, n.e.c.	0581						
Petroleum coke	0111	06/85	11.4	10.3	12.3	(2)	19.4
Asphalt (liquid)	0112	06/85	58.9	56.5	56.8	-9.6	.5
Other petroleum and coal products	0119	12/84	110.8	108.5	108.2	-7.8	-.3
Chemicals and allied products	06		127.9	128.4	129.5	.7	.9
Industrial chemicals	061		108.7	108.4	110.0	-1.7	1.5
Basic inorganic chemicals[4]	0613		108.4	108.7	108.6	-.2	-.1
Alkalies and chlorine	01		90.6	90.4	87.2	-2.0	-3.5
Chlorine liquid	0101		173.8	191.9	191.1	167.6	-.4
Potassium hydroxide (caustic potash)	0102		105.3	108.1	99.3	-11.7	-8.1
Natural sodium carbonate	0103		100.4	99.4	99.8	-4.1	.4
Sodium hydroxide, liquid (caustic soda)	0104		53.0	46.2	41.2	-51.6	-10.8
Other inorganic chemicals	02		113.6	114.1	114.8	.2	.6
Aluminum hydroxide	0206	06/87	114.4	113.8	113.8	-1.9	0
Lime,inc. quick, hydrated & dead burned dolomite	0213		106.0	106.5	106.6	.4	.1
Sulfuric acid	0232	06/87	102.9	102.3	102.3	-1.5	0
Other inorganic acids	0242	12/82	112.1	111.9	110.8	-1.6	-1.0
Barite	0252	12/84	93.4	95.3	95.3	4.8	0
Sodium sulfate	0266		131.3	133.6	133.5	-.1	-.1
Sodium tripolyphosphate (STPP)	0268	06/87	106.8	106.5	106.4	5.5	-.1
Rock salt	0271	12/84	142.2	146.0	145.2	1.8	-.5
Sulfur	0272	12/84	44.4	(2)	(2)	(2)	(2)
Processed or refined potassium salts	0274	12/84	116.3	113.3	114.7	.1	1.2
Boron compounds	0275	12/84	118.3	117.3	120.4	4.8	2.6
Other inorganic chemicals	0282	12/82	120.2	121.4	121.9	1.1	.4
Basic organic chemicals[4]	0614		107.8	107.3	109.4	-2.2	2.0
Primary	01		72.3	75.4	79.2	1.9	5.0
Benzene	0101		63.7	70.9	77.9	-1.0	9.9
1,3 butadiene	0109		39.8	37.3	37.3	0	0
Ethylene	0121		116.0	118.7	120.4	3.0	1.4
Propylene, chemical grade	0131		51.6	51.8	58.1	2.8	12.2
Propylene, polymer grade	0132		58.4	59.0	61.6	-2.1	4.4
Toluene	0141		68.1	83.7	93.5	10.9	11.7
Intermediate	02		105.8	104.3	111.4	3.3	6.8
Ethylene oxide	0221		168.7	(2)	(2)	(2)	(2)
Formaldehyde	0231		124.2	124.5	129.1	17.7	3.7
Other intermediate organic chemicals	0299	06/87	120.1	119.6	119.3	-1.2	-.3
Other basic organics	03		109.0	107.5	107.6	-4.5	.1
Acetic acid	0301		150.5	(2)	(2)	(2)	(2)
Dichlorodiflouromethane	0331		242.7	(2)	(2)	(2)	(2)
Ethanol (ethyl alcohol)	0341		118.8	116.9	(2)	(2)	(2)
Methanol (methyl alcohol)	0363		241.2	(2)	(2)	(2)	(2)
Propylene glycol	0375		108.1	110.5	110.5	2.2	0
Other basic organics	0399	06/87	117.8	115.6	115.8	-5.5	.2
Paints and allied products	062		132.4	133.0	133.0	.4	0
Prepared paint	0621		134.0	134.7	134.8	1.2	.1
Architectural coatings	01		141.8	142.0	142.1	1.1	.1
Interior water based paint	0101		148.9	148.3	149.0	.9	.5
Interior solvent based paint	0131		145.5	147.6	147.6	3.5	0
Exterior solvent based paint	0171	06/83	139.5	139.9	140.0	1.2	.1
Exterior water based paint	0181	06/83	126.1	125.5	125.3	-.5	-.2
OEM finishes	02	06/83	120.7	120.8	121.0	.7	.2
Special purpose coatings	03	06/83	137.9	140.6	140.5	2.3	-.1
Paint materials	0622		130.9	130.6	130.5	-1.4	-.1
Paint resins	01		115.1	115.8	115.8	.2	0
Alkyd resins	0132	12/86	126.2	127.7	127.5	1.0	-.2
Paint colors	02		141.9	141.3	140.8	-2.6	-.4
Iron oxide pigments	0206	06/83	161.1	158.5	151.4	-5.7	-4.5
Titanium pigments	0209		139.0	137.1	136.9	-3.8	-.1

See footnotes at end of table.

Digitized for FRASER
http://fraser.stlouisfed.org/
Federal Reserve Bank of St. Louis

Table 6. Producer price indexes and percent changes for commodity groupings and individual items—Continued

(1982=100 unless otherwise indicated)

Commodity	Commodity code	Other index base	Index			Unadjusted percent change to Apr. 1994 From:	
			Dec. 1993[1]	Mar. 1994[1]	Apr. 1994[1]	Apr. 1993	Mar. 1994
Paint materials--Continued	0622						
Phthalocyanine blue (blue 15)	0216		151.0	151.0	151.0	-0.4	0
All other organic pigments	0298	06/87	127.3	127.0	127.1	-.4	.1
All other inorganic pigments	0299	06/83	125.6	128.7	129.3	-2.0	.5
Paint fillers	04		112.2	112.4	113.4	.2	.9
Allied and miscellaneous paint products	0623	06/83	133.0	136.5	136.4	2.6	-.1
Thinners for dopes, lacquers & oleoresinous thinners	0112	12/88	128.2	130.1	130.1	1.5	0
Misc. related prod., inc putty, brush cleaners, etc.	0113	12/88	111.6	115.8	115.6	3.6	-.2
Drugs and pharmaceuticals	063		202.3	204.6	205.6	2.5	.5
Medicinal and botanical chemicals	0631		121.5	121.3	125.3	4.0	3.3
Synthetic organic medicinal chemicals, bulk	0201	06/82	119.4	119.2	123.4	3.8	3.5
Other medicinals and botanicals, bulk	0202	06/82	124.8	124.9	124.9	6.6	0
Preparations, veterinary	0634		140.4	(2)	(2)	(2)	(2)
Other veterinary preparations	0309	12/87	152.0	(2)	(2)	(2)	(2)
Preparations, ethical (prescription)	0635		244.5	249.5	249.3	3.0	-.1
Systemic anti-infectives	01		170.5	177.0	173.6	3.5	-1.9
Cephalosporins	0111		212.9	217.7	217.6	5.3	0
Broad spectrum penicillins	0112		(2)	75.6	75.6	(2)	0
Erythromycins	0113		140.1	145.5	144.3	4.1	-.8
Tetracyclines	0114		172.2	(2)	(2)	(2)	(2)
Other broad and medium spectrum antibiotics	0119		98.4	101.2	101.7	4.4	.5
Systemic penicillins	0129	06/87	139.8	(2)	(2)	(2)	(2)
Urinary antibacterials	0139		315.5	314.7	314.7	2.7	0
Anti-arthritics	02		159.1	157.7	154.1	-11.1	-2.3
Sedatives	03		571.9	582.7	589.9	3.1	1.2
Antispasmodic/antisecretory	05		(2)	311.0	311.6	(2)	.2
Cardiovascular therapy	06		268.2	274.2	274.8	3.5	.2
Antihypertensive drugs	0611		264.3	270.1	270.1	3.5	0
Vasodilators	0612		220.7	226.8	228.9	3.7	.9
Other cardiovasculars	0619		275.9	280.2	279.8	2.9	-.1
Diabetes therapy	07		179.6	182.2	185.1	5.4	1.6
Hormones	08		210.8	211.5	215.0	3.9	1.7
Diuretics	09		237.7	245.5	245.5	4.5	0
Dermatologicals	11		242.7	243.5	250.1	8.9	2.7
Fungicides	1111		228.5	237.2	237.8	6.4	.3
Antipruritics	1112		282.5	(2)	(2)	(2)	(2)
Acne preparations	1113	12/87	172.8	175.8	175.9	5.0	.1
Topical anti-infectives	1114	12/87	119.2	(2)	(2)	(2)	(2)
Analgesics, internal	13		268.6	276.9	278.8	3.9	.7
Narcotic analgesics	1312	12/87	141.6	146.1	147.5	4.2	1.0
Non-narcotic analgesics	1323		196.4	202.1	202.1	3.2	0
Cough and cold preparations	15		270.0	278.3	278.1	4.9	-.1
Oral cold preparations	1511	12/87	138.4	138.4	138.4	1.7	0
Other cough and cold preparations	1519	12/87	(2)	146.0	145.2	(2)	-.5
Vitamins	16		211.5	214.1	216.7	4.6	1.2
B-complex	1612		(2)	190.9	(2)	(2)	(2)
Other vitamins	1618	06/87	(2)	145.9	148.4	(2)	1.7
Miscellaneous ethical preparations	99		318.2	324.2	324.5	2.9	.1
Anticoagulants	9913		(2)	153.1	153.1	(2)	0
Anticonvulsants	9914		334.3	341.3	341.5	2.5	.1
Systemic antihistamines	9915		354.3	365.0	365.4	4.5	.1
Bronchial therapy	9916		358.2	381.6	379.4	7.4	-.6
Cancer therapy products	9917		341.2	346.1	348.4	3.0	.7
CNS stimulants	9918		455.3	459.6	459.6	.9	0
Contraceptives, exc. devices, implants, kit, etc.	9919		(2)	263.7	295.9	(2)	12.2
Muscle relaxants	9922		277.1	266.4	259.7	-5.9	-2.5
Nutrients and supplements	9923		262.8	274.5	275.5	6.0	.4
Opthalmic and otic preparations	9924		273.3	278.1	278.0	6.1	0
Psychotherapeutics	9925		385.4	392.7	394.2	2.4	.4
Tuberculosis therapy	9926		(2)	305.5	305.5	(2)	0
Other miscellaneous ethical preparations	9999		242.7	244.9	245.5	2.0	.2
Preparations, proprietary (over counter)	0636		181.6	182.4	183.1	2.8	.4
Vitamins	01		142.1	141.6	143.7	2.9	1.5
Adult multivitamins	0111		137.6	135.0	137.6	.7	1.9
B-complex	0112		148.0	(2)	148.6	2.3	(2)
Other vitamins	0119		145.3	147.9	150.3	6.7	1.6
Cough and cold preparations	02		189.8	191.2	191.2	2.5	0
Cough syrups, expectorants, drops, lozenges, etc.	0221		167.0	167.0	167.0	0	0
Cold tablets, capsules	0222		201.2	202.1	202.1	2.3	0
Decongestants	0223		232.7	235.8	235.8	5.7	0
Other cough and cold preparations	0229		189.4	(2)	192.4	1.6	(2)
Laxatives	03		164.4	164.4	164.9	-2.1	.3
Analgesics, internal	04		228.6	228.6	228.5	3.0	0
Asprin/asprin-salicylate compounds	0411		(2)	249.3	249.9	(2)	.2
Non-aspirin	0412		(2)	(2)	169.9	(2)	(2)

See footnotes at end of table.

Digitized for FRASER
http://fraser.stlouisfed.org/
Federal Reserve Bank of St. Louis

Table 6. Producer price indexes and percent changes for commodity groupings and individual items—Continued

(1982=100 unless otherwise indicated)

Commodity	Commodity code	Other index base	Index			Unadjusted percent change to Apr. 1994 From:	
			Dec. 1993[1]	Mar. 1994[1]	Apr. 1994[1]	Apr. 1993	Mar. 1994
Preparations, proprietary (over counter)--Continued	0636						
External analgesics and counterirritants	06		(2)	(2)	120.6	0	(2)
Antacids	08		173.8	175.9	175.9	1.2	0
Dermatologicals	09		176.9	176.9	175.3	.7	-.9
Antiprurities	0915	12/87	109.5	(2)	(2)	(2)	(2)
Other dermatologicals	0919		206.9	206.9	204.3	.1	-1.3
Miscellaneous proprietary preparations	99		196.0	197.5	198.8	3.8	.7
Nutrients and supplements	9917	12/87	113.7	(2)	(2)	(2)	(2)
Opthalmic preparations	9918	12/87	(2)	153.1	155.3	(2)	1.4
Other miscellaneous proprietary preparations	9999		191.4	193.3	193.8	1.6	.3
Biological products	0637		150.6	149.9	151.4	-1.0	1.0
Blood & derivatives, human use	11		120.7	111.1	116.4	-4.0	4.8
Diagnostics and other biologicals	14		165.4	166.5	167.4	-1.2	.5
Diagnostic substances	1402		130.3	131.2	131.9	-1.6	.5
Allergenic products	1403		(2)	257.2	257.2	(2)	0
Biologicals for veterinary use	15		105.0	106.0	106.0	3.2	0
Veterinary vaccines	1514		96.1	97.2	97.3	3.1	.1
Other biologicals for veterinary use	1516	06/87	139.7	139.2	139.2	4.6	0
Biological prod. for indus. & other uses	16	06/87	113.7	113.8	113.8	-.6	0
Fats and oils, inedible	064		94.7	101.8	99.0	-1.7	-2.8
Fats and oils, inedible	0641						
Fish and marine animal oil	0121		127.9	128.1	125.1	5.4	-2.3
Tallow, incl. inedible animal stearin	0151		92.5	96.9	95.2	-1.9	-1.8
Grease, other than wool grease	0181	12/82	101.0	117.3	111.8	-2.6	-4.7
Agricultural chemicals and chemical prod	065		112.1	116.1	118.6	8.2	2.2
Mixed fertilizers	0651		101.0	103.8	106.2	6.7	2.3
Fertilizer materials	0652		92.7	98.6	101.8	12.6	3.2
Nitrogenates	01		99.8	106.3	109.9	9.2	3.4
Anhydrous ammonia	0105		110.2	120.4	126.5	19.6	5.1
Solid & solution nitrate	0111		89.3	92.6	97.3	4.8	5.1
Nitrogen solutions	0126		105.4	110.9	113.2	6.1	2.1
Nitric acid	0127	12/93	100.0	100.0	100.8	(2)	.8
Urea	0136		80.6	85.2	86.0	-2.9	.9
Phosphates	02		85.9	91.2	94.1	16.0	3.2
Phosphate rock, processed	0259	12/82	95.6	96.9	96.1	-.4	-.8
Ammonium phosphates	0265		79.8	87.5	93.4	34.4	6.7
Phosphoric acid, 52-54% APA	0267		(2)	86.7	87.9	(2)	1.4
Other agricultural chemicals	0653		137.1	138.5	139.7	4.1	.9
Nonhousehold insecticides	0101	06/82	153.9	155.8	157.9	9.4	1.3
Nonhousehold herbicides	0102	06/82	126.8	127.9	129.1	2.6	.9
Nonhousehold fungicides	0103	06/82	117.9	120.1	120.5	3.5	.3
Other nonhousehold pesticides	0104	06/82	137.4	137.4	137.4	1.6	0
Household pesticides	0105	06/82	(2)	131.6	131.6	(2)	0
Plastic resins and materials	066		116.2	114.7	116.7	-.3	1.7
Thermoplastic resins	0662		114.5	112.7	115.2	-.5	2.2
Polyester resins, saturated	02		154.8	153.9	153.9	-2.0	0
Polyethylene terephthalate (PET) resins	0202	12/92	105.2	(2)	(2)	(2)	(2)
All other saturated polyester resins	0203	12/92	100.0	100.0	100.0	0	0
Low density polyethylene resins	03		122.2	116.5	124.0	-8.8	6.4
PE resin, low, film and sheeting	0301		127.4	119.3	(2)	(2)	(2)
Pe resins, low (except lldpe), for all other uses	0303		136.9	133.6	(2)	(2)	(2)
High density polyethylene resins	04		101.3	99.4	99.9	3.5	.5
PE resin, high, for all other users	0402	12/86	109.8	108.6	109.5	3.9	.8
Polypropylene resins	05		93.8	92.3	92.5	-3.5	.2
Polypropylene for injection molding	0501		94.0	91.2	90.7	-6.0	-.5
Polypropylene for fiber and filament	0502		93.1	91.9	91.9	-3.7	0
Polypropylene for all other uses	0503		91.6	91.6	92.8	-.4	1.3
Styrene plastics materials	06		106.4	104.1	107.8	-2.4	3.6
Polystyrene resins, straight	0601		110.1	108.3	(2)	(2)	(2)
All other styrene plastic materials	0609	06/83	107.4	107.5	112.2	1.6	4.4
Vinyl and vinylidene resins	07		119.2	124.4	127.4	10.3	2.4
Polyvinyl chloride	0701		119.9	125.5	128.9	11.2	2.7
All other, including dispersion	0704	12/92	104.1	105.0	105.2	2.0	.2
Nylon resins	08	06/83	108.6	108.0	(2)	(2)	(2)
Other thermoplastic resins	09		126.0	121.6	121.2	.2	-.3
Other nonengineering thermoplastic resins	0901		129.2	123.8	124.6	-.2	.6
Other engineering thermoplastic resins	0902	06/83	103.9	103.0	102.5	5.0	-.5
Acrylic resins	0903	12/86	132.5	(2)	124.7	(2)	(2)
Thermosetting resins	0663		128.3	128.2	127.9	.3	-.2
Phenolic & tar acid resins	02		132.9	129.7	132.0	.5	1.8
All other phenolic & tar acid resins	0202		132.9	128.6	131.7	.7	2.4

See footnotes at end of table.

Digitized for FRASER
http://fraser.stlouisfed.org/
Federal Reserve Bank of St. Louis

Table 6. Producer price indexes and percent changes for commodity groupings and individual items—Continued

(1982=100 unless otherwise indicated)

Commodity	Commodity code	Other index base	Index			Unadjusted percent change to Apr. 1994 From:	
			Dec. 1993[1]	Mar. 1994[1]	Apr. 1994[1]	Apr. 1993	Mar. 1994
Thermosetting resins--Continued	0663						
Polyester resins, unsaturated	03		107.4	105.5	106.3	-1.0	0.8
Urea-formaldehyde resins	04		127.9	132.1	131.6	4.7	-.4
All other thermosetting resins	05		139.6	140.7	139.2	.1	-1.1
Epoxy resins	0504	12/92	101.4	103.9	102.5	2.5	-1.3
All other thermosetting resins	0599		138.3	139.0	137.6	-.2	-1.0
Other chemicals and allied products	067		125.8	126.0	126.1	.5	.1
Soap and synthetic detergents	0671		122.1	120.9	121.1	-.7	.2
Soaps & synth. detergents, ex. glycerin	04	06/83	117.3	116.1	116.3	-.8	.2
Soaps and detergents, nonhousehold	0401	06/83	133.4	133.7	133.9	1.1	.1
Household detergents	0402		106.9	105.0	105.2	-1.7	.2
Household soap, except specialty cleaners	0403	06/83	146.4	146.4	146.7	-.1	.2
Specialty cleaning, polish. & san. prods	0672	06/83	126.9	126.9	127.0	.6	.1
Household bleaches	0101	06/83	128.5	128.5	128.5	1.1	0
Specialty cleaning and sanitation products	0102	06/83	123.2	123.3	123.4	-.1	.1
Polishing preparations and related products	0103	06/83	135.6	135.5	135.7	2.3	.1
Cosmetics and other toilet preparations	0675		128.9	128.9	129.1	-.5	.2
Shaving preparations	02		117.8	117.8	117.8	-.5	0
Aftershave preparations	0205		116.8	116.8	116.8	-.5	0
Perfume, cologne & toilet water	03		136.4	133.8	130.1	-4.8	-2.8
Perfume	0301		131.8	132.3	132.3	1.4	0
Cologne and toilet water	0305		138.5	134.2	128.4	-8.0	-4.3
Hair preparations	04		128.4	128.9	129.6	.9	.5
Synthetic organic detergent shampoo	0405		99.8	101.4	101.2	1.6	-.2
Hair tonics (inc. conditioners)	0411		109.9	110.2	110.2	.5	0
Hair dressings	0421		134.6	132.7	131.6	-1.6	-.8
Hair spray (aerosol)	0425		116.4	117.9	116.6	-.2	-1.1
Home and commercial permanents	0431		137.4	137.5	145.0	5.2	5.5
Hair coloring	0441		204.2	204.2	204.2	0	0
Other hair preparations	0451		120.8	116.5	120.8	-.1	3.7
Dentifrices	05		112.1	112.1	113.2	-3.1	1.0
Toothpaste	0501		110.8	110.8	112.4	-.1	1.4
Other oral hygiene products	0599	12/86	123.0	123.0	(2)	(2)	(2)
Creams	06		146.8	147.6	147.6	.8	0
Cleansing creams	0601		153.9	154.9	154.9	.7	0
Foundation creams	0602		146.2	147.9	147.9	1.2	0
Lubricating creams	0603		146.7	146.7	146.7	.7	0
Other creams	0604		138.3	138.6	138.6	.2	0
Lotions and oils	07		127.7	126.6	126.7	-2.4	.1
Cleansing lotion and cosmetic oils	0702		122.4	118.3	118.3	-3.3	0
Other lotions and oils	0705		105.3	103.7	104.1	-7.7	.4
Cosmetics	08		140.9	136.6	143.1	1.3	4.8
Lip preparations	0801		120.6	108.6	121.5	.8	11.9
Blushes	0802		134.8	135.1	135.1	.2	0
Eye preparations	0803		162.2	166.3	166.3	2.0	0
Deodorant	09		118.7	120.1	118.0	-.4	-1.7
Cream, liquid and roll-on deodorant	0902		119.2	120.6	117.7	-1.3	-2.4
Manicure preparations	11		122.0	(2)	(2)	(2)	(2)
Powders	12		149.1	152.6	152.6	2.3	0
Face powder	1202		141.1	142.5	142.5	1.0	0
Bath oils and salts	13		122.2	122.0	122.0	-10.6	0
Other cosmetics and toiletries	19		127.2	135.7	135.7	6.9	0
Misc. chemical prod. and preparations	0679		124.7	125.7	125.7	1.6	0
Explosives	02		130.0	134.9	136.1	1.6	.9
Other blasting accessories	0225		150.5	151.4	151.4	-7.6	0
Other industrial explosives	0233		139.0	149.4	149.4	7.5	0
All other explosives	0239	06/88	(2)	(2)	101.5	(2)	(2)
Industrial gases	03		132.7	133.4	133.0	4.6	-.3
Acetylene	0301		146.8	146.8	146.8	6.9	0
Carbon dioxide	0302		103.6	(2)	(2)	(2)	(2)
Adhesives and sealants	04	12/83	131.6	133.5	133.9	2.0	.3
Natural base glues and adhesives	0401	12/83	121.9	122.7	124.3	1.3	1.3
Synthetic resin and rubber adhesives	0402	12/83	131.3	133.8	134.3	2.4	.4
Caulking compounds and sealants	0403	12/83	129.2	129.3	129.3	.7	0
Surface active agents	05	12/83	139.9	140.4	140.3	1.4	-.1
Textile and leather assistants and	0501	12/83	126.2	126.8	126.8	1.4	0
Bulk surfactants	0502	12/83	141.2	141.7	141.5	1.3	-.1
Gum and wood chemicals	06	06/84	121.1	118.9	119.6	3.5	.6
Hardwood distillation products	0603	06/84	129.5	129.6	129.6	3.0	0
Tall oils	0606		136.0	137.2	139.8	13.9	1.9
Other miscellaneous chemical products	09		113.3	113.9	113.8	.4	-.1
Salt, evaporated and solar	0904	06/85	112.8	115.3	115.0	-1.5	-.3
Carbon, black	0918	12/83	99.0	98.3	98.3	2.1	0
Printing ink	0919	06/84	127.6	127.4	127.2	-.3	-.2
Automotive chemicals	0951	06/85	91.2	91.5	91.2	-1.9	-.3
Water-treating compounds	0961	06/85	119.4	120.5	121.3	1.6	.7

See footnotes at end of table.

Digitized for FRASER
http://fraser.stlouisfed.org/
Federal Reserve Bank of St. Louis

Table 6. Producer price indexes and percent changes for commodity groupings and individual items—Continued

(1982=100 unless otherwise indicated)

Commodity	Commodity code	Other index base	Index			Unadjusted percent change to Apr. 1994 From:	
			Dec. 1993[1]	Mar. 1994[1]	Apr. 1994[1]	Apr. 1993	Mar. 1994
Misc. chemical prod. and preparations--Continued	0679						
Other chemical preparations, n.e.c.	0999	06/85	129.4	130.4	130.2	0.9	-0.2
Rubber and plastic products	07		116.5	116.0	116.2	.2	.2
Rubber and rubber products	071		111.0	110.9	111.3	.4	.4
Rubber, except natural rubber	0711		105.6	104.1	104.1	-.2	0
Synthetic rubber	02		106.1	104.6	104.5	-.2	-.1
Polybutadiene	0215		80.6	78.8	78.8	1.3	0
Styrene butadiene-solid	0219		99.8	95.8	94.9	-2.3	-.9
Tires, tubes, tread, & repair materials	0712		98.7	98.4	99.2	-.5	.8
Tires	01		98.0	97.7	98.5	-.7	.8
Passenger car pneumatic tires, radials	0103		95.1	94.7	95.5	-1.4	.8
Truck/bus tires, including off-highway	0105		94.4	94.1	95.2	-.5	1.2
Other pneumatic and all solid tires	0121	06/83	116.9	117.3	117.2	1.5	-.1
Tread rubber, tire sundries, & repair matl	03		115.4	115.3	115.4	.7	.1
Tread rubber, natural and synthetic	0351		108.3	108.3	108.3	0	0
Other tire sundries and repair materials, n.e.c.	0353		141.6	141.3	141.6	2.6	.2
Miscellaneous rubber products	0713		127.3	127.9	128.0	1.3	.1
Footwear	01		124.5	124.7	125.7	1.2	.8
Protective footwear	0107		148.3	149.1	153.5	4.6	3.0
Non-protective footwear, fabric upper	0108	12/86	108.2	108.2	108.2	0	0
Rubber belts and belting	03		128.1	130.5	131.6	2.7	.8
Conveyor and elevator	0361		138.5	142.5	142.7	3.0	.1
Non-flat rubber and plastic belts	0369	06/83	114.5	118.1	118.7	3.8	.5
Rubber hose	04		133.5	132.5	131.6	0	-.7
Hose, long length, textile, nonhydraulic	0453		112.0	108.6	109.5	-1.6	.8
Hose, braided or loomed, helical reinforced	0463		104.6	(2)	105.7	1.4	(2)
Hose, hydraulic	0481		141.0	140.8	139.9	-1.3	-.6
Hose, mandrel made, textile, nonhydraulic	0482		142.1	143.4	143.4	1.1	0
Hose, mandrel made, wire, nonhydraulic	0483		86.3	82.9	70.3	-5.1	-15.2
All other rubber hose	0484		131.5	131.0	131.1	.6	.1
Miscellaneous rubber products, n.e.c	06	06/83	121.0	121.6	121.6	1.2	0
Molded rubber mechanical goods	0602	06/83	109.8	109.9	110.1	.6	.2
Extruded and lathe cut, mechanical rubber goods	0603	06/83	118.5	118.5	118.5	.5	0
Industrial rubber products, n.e.c.	0604	06/83	144.7	146.1	146.1	2.8	0
Rubber clothing and coated fabrics	0605	06/83	119.5	122.7	122.7	2.4	0
Other rubber goods	0606	06/83	123.6	124.1	124.1	3.1	0
Sponge and foam rubber	0607	06/83	131.1	(2)	131.1	-2.3	(2)
Rubber floor and wall coverings	0608	06/83	117.0	117.1	117.1	.1	0
Rubber druggist and medical sundries, exc. gloves	0611	06/83	130.7	134.2	135.3	4.1	.8
Compounds or mixtures	0612	06/83	116.3	116.7	116.7	4.2	0
Rubber gloves	0613	12/88	95.0	95.4	95.1	-2.7	-.3
Plastic products	072		122.2	121.5	121.6	.1	.1
Plastic construction products	0721		119.0	118.9	119.7	3.6	.7
Plumbing products	0601		107.8	107.5	107.5	8.6	0
Other plastic construction products	0602		128.0	128.0	129.1	1.8	.9
Unsupp. plastic film/sheet/other shapes	0722		120.8	120.5	120.2	-1.9	-.2
Laminated plastic sheets, rods, and tube	0723		125.8	125.3	126.7	2.3	1.1
Plastic packaging (except film and sheet	0725		117.1	115.2	114.3	-2.3	-.8
Plastic parts and components for mfg.	0726		113.6	113.5	113.7	-.5	.2
Parts for transportation equip.	01		120.2	119.9	120.2	-.2	.3
Other parts and components for mfg.	02		102.6	102.7	102.8	-1.1	.1
Consumer, institut., & comm. prod., nec.	0728		124.9	124.3	124.6	-.2	.2
Other plastic products	0729	12/82	126.5	125.8	126.8	2.8	.8
Plastic furniture components and furnishings	0101	12/82	120.4	120.6	120.7	5.6	.1
All other plastic products	0199	06/87	118.4	117.2	118.8	1.0	1.4
Lumber and wood products	08		179.6	184.0	181.2	0	-1.5
Lumber	081		195.9	197.8	189.1	-4.2	-4.4
Softwood lumber	0811		208.8	210.8	199.1	-6.2	-5.6
Douglas fir, dressed	01		260.7	259.5	233.0	-11.6	-10.2
Boards under 2" thick	0125		221.1	218.8	211.0	-7.3	-3.6
2" lumber	0126		272.2	271.5	237.4	-13.2	-12.6
Timbers & lumber over 2" thick	0127		264.6	262.4	253.0	-7.8	-3.6
Southern pine, dressed	02		187.2	194.7	180.6	-1.9	-7.2
Boards under 2" thick	0245		174.1	175.9	176.4	-2.4	.3
2" lumber	0246		194.8	204.0	183.3	-2.4	-10.1

See footnotes at end of table.

Digitized for FRASER
http://fraser.stlouisfed.org/
Federal Reserve Bank of St. Louis

Table 6. Producer price indexes and percent changes for commodity groupings and individual items—Continued

(1982=100 unless otherwise indicated)

Commodity	Commodity code	Other index base	Index			Unadjusted percent change to Apr. 1994 From:	
			Dec. 1993[1]	Mar. 1994[1]	Apr. 1994[1]	Apr. 1993	Mar. 1994
Softwood lumber--Continued	0811						
Timbers & lumber over 2" thick	0247		170.7	189.4	188.1	14.1	-0.7
Other species, dressed	03		224.6	223.5	207.2	-8.7	-7.3
Eastern species (ex. Southern pine)	0331	12/86	190.6	190.3	166.2	7.6	-12.7
Western species (ex. Douglas fir)	0332	12/86	199.9	198.9	185.1	-9.7	-6.9
Rough softwood lumber	04		180.4	183.7	181.7	-4.6	-1.1
Eastern species	0411	12/86	128.2	129.5	136.1	8.4	5.1
Western species	0412	12/86	213.9	218.4	212.0	-8.1	-2.9
Flooring, siding, and cut stock	05		189.0	197.6	196.3	9.0	-.7
Woodsiding	0502		153.7	158.8	158.8	-2.3	0
Softwood cut stock	0503		204.9	213.5	212.2	9.3	-.6
Hardwood lumber	0812		166.1	167.8	168.1	4.2	.2
Rough hardwood lumber	01		176.9	178.2	177.7	2.4	-.3
Oak	0107		180.2	178.8	177.4	-1.9	-.8
Poplar	0133		154.6	157.4	158.3	11.3	.6
Misc. hardwood species, ex. oak, gum, and poplar	0197		176.5	181.4	181.9	7.4	.3
Dressed hardwood lumber, ex. siding	02		167.4	168.2	168.2	3.7	0
Oak	0201		163.6	163.1	163.1	-2.7	0
Other than oak	0202		170.1	172.0	172.0	9.8	0
Hardwood dimension	03		167.2	167.4	168.6	5.3	.7
Hardwood dimension stock	0311	06/84	144.8	144.1	145.4	5.2	.9
Wood frames for household furniture	0312	06/84	144.5	147.6	147.6	5.7	0
Hardwood flooring	04	06/84	132.5	137.6	138.2	7.3	.4
Millwork	082		160.7	163.0	162.4	2.3	-.4
General millwork	0821		162.7	164.4	163.9	2.3	-.3
Wood kitchen cabinets and cabinetwork	0101		137.7	139.2	140.0	4.7	.6
Vanities and other cabinetwork	0103	06/84	139.8	140.8	142.2	4.8	1.0
Wood window units	0112	06/83	143.3	144.4	145.9	3.1	1.0
Wood sash	0122	06/83	158.2	159.7	160.7	6.1	.6
Wood window and door frames	0132	06/83	158.7	152.8	148.7	-4.2	-2.7
Wood doors, flush and panel, interior and exterior	0142	06/83	149.4	154.1	154.1	7.4	0
Other wood doors, incl. garage, screen, storm, etc.	0152	06/83	143.4	146.7	147.6	8.1	.6
Wood mouldings, ex. prefinished from purchased mldgs	0162	06/83	176.6	172.7	164.0	-12.0	-5.0
Wood frames, frame moulding, and framed pictures	0174	06/84	163.3	167.3	167.4	4.2	.1
Other millwork products	0183	06/83	164.7	168.7	168.1	1.2	-.4
Prefabricated structural members	0822		164.2	171.4	169.0	.9	-1.4
Roof trusses	0101		153.6	161.7	160.6	3.9	-.7
Floor trusses, including I-beam floor joists	0102		190.7	194.8	192.9	6.8	-1.0
Glued-laminated lumber	0103		156.4	161.5	155.9	-9.5	-3.5
Other fabricated structural wood products	0106		183.1	187.1	183.2	-.2	-2.1
Miscellaneous millwork products	0823	06/84	134.1	136.0	135.8	4.0	-.1
Plywood	083		155.5	151.3	147.7	-6.9	-2.4
Softwood plywood	0831		173.1	164.5	159.6	-10.5	-3.0
Western, inland and other non-southern	01		179.0	170.0	166.5	-9.4	-2.1
Unsanded, cdx	0111		190.8	173.0	169.2	-10.6	-2.2
Unsanded, except cdx	0112		162.5	158.9	155.8	-4.9	-2.0
Sanded, including a-c	0117	12/86	166.8	164.5	161.1	-9.8	-2.1
Southern	02		164.7	153.2	146.0	-13.6	-4.7
Cdx	0201		163.2	151.5	146.2	-13.5	-3.5
Unsanded, except cdx	0203		176.1	159.3	147.4	-14.2	-7.5
Sanded, including a-c	0221		153.4	170.2	162.7	-10.4	-4.4
Softwood plywood type products	03		185.7	184.3	180.5	-7.6	-2.1
Hardwood plywood and related products	0832		119.8	122.7	123.1	8.6	.3
Hardwood plywood	0103	06/85	133.2	137.2	137.7	8.9	.4
Hardwood plywood products, incl. reinforced panels	0105	06/85	133.5	133.4	133.2	7.4	-.1
Softwood plywood veneer, ex. rein./backe	0833		209.9	207.8	197.3	-16.4	-5.1
Hardwood plywood veneer	0834	06/85	121.5	124.3	124.5	6.4	.2
Other wood products	084		138.1	138.0	138.6	2.6	.4
Wood pallets and skids	0841		170.8	170.7	170.7	7.0	0
Boxes	0842		139.8	141.2	141.6	2.6	.3
Nailed or lock-corner wooden boxes	0101	06/85	118.8	121.7	121.4	3.8	-.2
Wooden box and crate shook	0102	06/85	140.4	142.0	142.0	1.5	0
Wirebound boxes	0124	12/85	130.6	132.7	134.3	8.3	1.2
Veneer and plywood containers, except boxes & crates	0125	12/85	149.0	140.5	141.1	-8.7	.4
Slack and tight cooperage	0126	12/85	142.7	143.8	143.8	-.3	0
Other sawmill & planing mill products	0849		122.3	121.8	122.9	-.3	.9
Sawmill & planing mill prods., non-contrac	01		123.1	122.5	123.7	-.3	1.0

See footnotes at end of table.

Digitized for FRASER
http://fraser.stlouisfed.org/
Federal Reserve Bank of St. Louis

Table 6. Producer price indexes and percent changes for commodity groupings and individual items—Continued

(1982=100 unless otherwise indicated)

Commodity	Commodity code	Other index base	Index			Unadjusted percent change to Apr. 1994 From:	
			Dec. 1993[1]	Mar. 1994[1]	Apr. 1994[1]	Apr. 1993	Mar. 1994
Other sawmill & planing mill products--Continued	0849						
Wood chips	0101		108.5	108.0	109.2	-0.6	1.1
Railway and mine ties	0102		148.8	147.7	147.7	10.5	0
Misc. sawmill products	0103		135.7	137.9	138.8	4.8	.7
Shingles, shakes, cooperage stock and excelsior	0105	12/85	198.9	196.0	196.2	-2.9	.1
Mfg of lumber owned by others (contract wk	02	12/86	114.0	114.0	114.0	0	0
Logs, bolts, timber and pulpwood	085		212.4	230.3	230.8	3.7	.2
Logs, bolts, timber and pulpwood	0851						
Softwood logs, bolts and timber	01		250.3	274.0	273.9	2.8	0
Douglas fir logs, bolts and timber	0101		295.5	322.7	310.4	1.0	-3.8
Other softwood logs and bolts	0102		222.1	243.6	250.8	4.2	3.0
Hardwood logs, bolts and timber	02		151.6	154.1	154.1	17.4	0
Pulpwood	03		99.3	102.3	103.9	5.4	1.6
Softwood pulpwood	0301		96.6	99.5	100.7	6.3	1.2
Other roundwood products	04	06/86	117.8	123.1	128.8	8.1	4.6
Prefabricated wood buildings & component	086	12/84	136.3	138.7	142.2	7.6	2.5
Prefabricated wood buildings & component	0861						
Components not sold as complete units	0101	12/84	133.1	126.4	134.7	11.0	6.6
Precut packages sold as complete units	0102	12/84	147.9	152.4	160.7	15.9	5.4
Panelized buildings sold as complete units	0103	12/84	142.0	150.8	151.7	6.5	.6
Modular buildings shipped with floor & walls	0104	12/84	128.9	132.1	132.0	2.3	-.1
Treated wood and contract wood preservin	087	06/85	147.3	151.3	147.2	3.4	-2.7
Treated wood and contract wood preservin	0871						
Treated wood	01	06/85	148.1	152.3	148.0	3.4	-2.8
Poles, piles, and posts	0101	06/85	136.0	137.2	137.6	3.4	.3
Other wood products	0102	06/85	150.4	155.7	149.6	3.2	-3.9
Contract wood preserving	02	06/85	123.0	123.2	123.6	4.1	.3
Pulp, paper, and allied products	09		147.8	149.1	149.4	1.2	.2
Pulp, paper, and prod., ex. bldg. paper	091		126.9	127.4	127.8	-.4	.3
Woodpulp	0911		98.5	102.2	106.4	0	4.1
Paper-making woodpulp	02		95.8	102.0	107.7	2.4	5.6
Softwood sulfate, bleached and semibleached	0211		104.0	108.0	114.9	2.3	6.4
Hardwood sulfate, bleached and semibleached	0212		78.5	86.8	91.3	4.2	5.2
Sulfite and other woodpulp	0223	12/82	76.3	[2]	[2]	[2]	[2]
Special alpha and dissolving woodpulp	03		[2]	[2]	105.5	-9.7	[2]
Pulp, other than wood, inc pulp mill bypro	04	12/82	[2]	151.6	151.7	[2]	.1
Wastepaper	0912		108.1	130.9	132.4	4.5	1.1
News	01		89.0	105.1	107.7	-11.6	2.5
Northeast	0121	12/86	24.9	35.4	40.5	-13.8	14.4
North Central	0122	12/86	41.9	61.7	61.5	-6.5	-.3
South	0123	12/86	75.1	75.1	75.1	-12.8	0
West	0124	12/86	60.6	65.2	65.2	-13.5	0
Mixed papers	02		74.2	75.2	78.8	-22.4	4.8
Northeast	0221	12/86	9.7	[2]	[2]	[2]	[2]
North Central	0222	12/86	56.5	53.6	53.2	-40.6	-.7
South	0223	12/86	106.8	106.3	115.4	-18.3	8.6
Corrugated	03		138.4	195.6	198.5	32.0	1.5
Northeast	0321	12/86	30.7	36.6	40.0	26.2	9.3
North Central	0322	12/86	68.0	110.1	107.6	44.4	-2.3
South	0323	12/86	67.0	90.4	92.0	30.5	1.8
West	0324	12/86	40.2	47.9	52.9	9.1	10.4
High grades (pulp substitutes & deinking)	07	12/86	87.7	94.2	92.9	-6.9	-1.4
Northeast	0721	12/86	69.7	72.0	71.0	-8.5	-1.4
North Central	0722	12/86	95.4	106.5	102.4	-8.7	-3.8
South	0723	12/86	105.6	108.9	110.6	-3.7	1.6
West	0724	12/86	101.6	115.5	118.5	-3.3	2.6
Exports (all grades)	08	12/86	75.7	88.4	89.4	.2	1.1
Paper	0913		123.5	121.9	121.2	-1.9	-.6
Writing and printing papers	01		120.2	117.5	116.4	-3.0	-.9
Uncoated groundwood, publishing and printing	0111		109.9	104.1	104.2	-7.0	.1
No. 3 clay coated, 2-sides	0113		122.9	122.2	122.9	-.4	.6
No. 5 clay coated, 2-sides	0115		124.0	122.6	121.2	-.1	-1.1
Coated, 2 sides, ex. no. 3 and no. 5 clay coated	0116		126.3	126.6	124.2	-2.0	-1.9
Coated, 1 side	0117		142.1	142.8	142.6	.1	-.1
Offset uncoated book paper	0122		111.9	110.1	108.1	-4.0	-1.8
Uncoated publishing & printing free sheet, ex offset	0123		120.9	113.3	114.9	-5.0	1.4
Unwatermarked bond, no. 4 grade	0131		115.7	[2]	[2]	[2]	[2]
Watermarked bond	0132		140.1	139.1	138.9	-.6	-.1
15 lb. form bond, in rolls	0134		98.1	[2]	[2]	[2]	[2]
Form bond, in rolls, excluding 12 lb. and 15 lb.	0135		95.0	91.5	87.7	-11.7	-4.2

See footnotes at end of table.

Digitized for FRASER
http://fraser.stlouisfed.org/
Federal Reserve Bank of St. Louis

Table 6. Producer price indexes and percent changes for commodity groupings and individual items—Continued

(1982=100 unless otherwise indicated)

Commodity	Commodity code	Other index base	Index			Unadjusted percent change to Apr. 1994 From:	
			Dec. 1993[1]	Mar. 1994[1]	Apr. 1994[1]	Apr. 1993	Mar. 1994
Paper--Continued	0913						
Other bond	0136		114.6	104.5	101.9	-8.8	-2.5
Other misc. free sheet, n.e.c., inc. body stock	0137		111.0	107.1	106.7	-3.3	-.4
Thin paper	0142		(2)	127.4	127.4	(2)	0
Bleached bristols, coated and uncoated	0147		(2)	134.9	134.9	(2)	0
Cover and text papers	0148		139.2	139.0	139.0	.4	0
Newsprint	02		111.0	110.4	110.3	-3.2	-.1
Packaging and industrial converting paper	03		138.6	139.4	139.2	.2	-.1
Bag and sack paper, unbleached kraft	0307		152.5	154.5	154.5	-.8	0
Bag and sack paper, excluding unbleached kraft	0308		125.3	125.2	124.7	-6.5	-.4
Packaging/industrial converting, unbl. kraft, n.e.c.	0311		(2)	149.9	149.9	(2)	0
Packaging/indust. converting, ex. unbl. kraft, n.e.c	0312		124.1	124.7	124.3	.2	-.3
Glassine, greaseproof, and vegetable parchment	0314		137.9	(2)	(2)	(2)	(2)
Coated and laminated single and multi-web paper	0321	12/87	114.1	114.4	114.4	-.3	0
Coated and laminated single and multi-web film	0322	12/87	119.8	120.4	120.2	1.0	-.2
Tissue paper	0323	06/83	153.9	(2)	(2)	(2)	(2)
Special industrial paper	04		137.9	137.5	137.3	1.5	-.1
Coated and laminated paper, n.e.c.	05	12/82	138.5	140.0	140.6	.7	.4
Paperboard	0914		130.5	131.4	134.6	3.1	2.4
Corrugated paperboard in sheets and rolls	05		125.3	127.3	128.2	3.5	.7
Paperboard, ex. corrugated paperboard	11	12/82	136.9	137.9	141.4	3.1	2.5
Unbleached linerboard	1101	12/82	139.3	140.2	145.0	3.3	3.4
Bleached pkg. & ind. converting paperboard	1103	12/82	136.3	133.5	132.4	-2.9	-.8
Semichemical paperboard	1104	12/82	128.1	132.9	145.0	15.1	9.1
Recycled paperboard	1105	12/82	133.2	135.4	137.5	3.4	1.6
Converted paper and paperboard products	0915		133.4	133.6	133.5	-.9	-.1
Sanitary paper products, including stock	01		133.8	133.2	132.7	-2.9	-.4
Sanitary napkins, tampons and wadding stock	0102	06/83	176.9	176.9	176.9	0	0
Facial tissues	0113	12/87	117.7	118.5	114.8	-5.6	-3.1
Napkins and napkin stock	0114	12/87	110.8	108.9	109.2	1.9	.3
Toilet tissue and stock	0115	12/87	130.0	128.5	130.1	-5.1	1.2
Disposable diapers	0116	12/87	74.5	74.1	74.1	-4.4	0
Towels and towel stock	0117	12/87	123.2	123.7	120.9	-1.8	-2.3
Other sanitary paper products, inc. stock, n.e.c.	0121	12/87	107.6	107.6	107.6	-2.1	0
Paper, plastic, and foil bags	02		143.3	143.3	144.3	-2.0	.7
Grocers' and variety bags (paper)	0214	12/83	171.9	171.2	178.7	-3.7	4.4
Specialty bags and liners	0216	12/83	111.9	112.1	112.0	-1.7	-.1
Shipping sacks and multiwall bags, all	0218	12/83	165.2	165.0	164.9	-1.4	-.1
Paper boxes and containers	03		129.9	131.0	131.0	.5	0
Corrugated shipping containers	0301	06/87	105.3	106.8	107.0	.7	.2
Setup paperboard boxes	0322	12/83	129.5	129.9	129.9	2.3	0
Folding paperboard boxes, including retail food	0332	12/83	131.1	130.8	130.8	-.9	0
Paperboard fiber drums	0337		131.1	131.2	131.2	.2	0
Milk and milk-type containers	0351		160.4	158.5	157.0	.2	-.9
Cups and liquid-tight containers	0352	06/85	144.2	144.2	144.2	1.0	0
Other sanitary food containers	0359	06/85	127.6	128.3	127.8	4.3	-.4
Packaging accessories	04		153.8	154.6	154.2	-.3	-.3
Cor. & solid fiber pallets, pads, & part.	0441		177.2	180.2	178.7	.8	-.8
Gift wrapping paper	0451	06/85	136.1	136.1	136.1	-1.1	0
Office supplies and accessories	06		116.4	116.3	115.7	0	-.5
Envelopes	0636	12/84	107.0	106.8	105.7	-2.0	-1.0
Inked ribbons	0642	12/85	96.1	95.8	95.8	-1.5	0
Carbon and stencil paper	0644	12/85	127.2	128.0	128.0	.6	0
File folders	0645		120.2	114.8	114.8	-3.7	0
Index cards	0647		150.7	142.5	142.4	-3.8	-.1
Stationery	0652	06/85	126.1	129.4	129.5	6.8	.1
Tablets and related products	0653	06/85	125.7	125.3	125.9	6.5	.5
Other die-cut paper or board office supplies	0654	12/89	112.7	115.4	112.7	-.2	-2.3
Business machine paper & other paper office supplies	0655	06/90	98.7	105.0	104.9	4.8	-.1
Fiber and composite cans & related product	07		151.8	151.5	151.2	-.3	-.2
Food products, including pet food	0755	12/85	139.2	139.2	137.7	-1.2	-1.1
Cores and tubes	0757	12/85	123.3	123.0	123.0	-.2	0
Vulcanized and miscellaneous non-food products	0759	12/85	120.3	119.8	120.1	.3	.3
Pressed and molded pulp goods	08	06/85	117.3	117.4	117.7	-.2	.3
Misc. converted paper and board products	09	12/84	123.4	123.5	123.5	-.1	0
Pasted, lined, laminated or surface coated	0901	12/84	137.9	137.9	137.4	-.4	-.4
Wall coverings	0902	06/85	105.9	105.3	105.5	1.3	.2
Other converted paper and board products	0999	12/84	124.0	124.4	124.5	-.6	.1
Pressure sensitive products	0916	12/82	130.0	131.1	131.6	.8	.4
Building paper & building board mill pro	092		137.5	140.7	142.2	5.0	1.1
Hardboard, particleboard & fiberboard pr	0922		132.3	136.2	137.1	4.3	.7
Particleboard and fiberboard	01		137.2	142.8	143.7	5.2	.6
Particleboard, platen-type (mat-formed)	0123	12/82	146.7	150.2	158.1	17.8	5.3
Particleboard, extruded-type	0124	12/82	144.7	151.9	142.6	-13.1	-6.1
Fiberboard	0131	06/84	104.4	112.4	113.3	14.6	.8
Hardboard and fabricated hardboard product	02	06/84	108.7	108.0	109.2	2.1	1.1

See footnotes at end of table.

Digitized for FRASER
http://fraser.stlouisfed.org/
Federal Reserve Bank of St. Louis

Table 6. Producer price indexes and percent changes for commodity groupings and individual items—Continued

(1982=100 unless otherwise indicated)

Commodity	Commodity code	Other index base	Index			Unadjusted percent change to Apr. 1994 From:	
			Dec. 1993[1]	Mar. 1994[1]	Apr. 1994[1]	Apr. 1993	Mar. 1994
Building board, const. paper & felt stoc	0923	12/85	136.3	133.4	138.1	9.8	3.5
Insulating fiberboard	0102	06/91	(2)	111.3	115.2	9.7	3.5
Publications, printed matter & printing	093		166.3	168.3	168.6	2.3	.2
Newspapers	0931		201.6	205.6	205.7	3.6	0
Circulation	01		172.3	172.4	172.4	1.2	0
Subscriptions, through intermediary	0111		163.0	163.0	163.0	.1	0
Subscriptions, direct to reader	0112		175.0	176.4	176.7	3.6	.2
Single-copy sales, through intermediary	0121		173.1	173.1	173.1	5.5	0
Single-copy sales, direct to reader	0122		190.9	190.9	190.9	.4	0
Advertising	02		210.8	216.0	216.0	4.1	0
Classified advertising	0211		234.4	240.6	240.9	5.1	.1
Retail, mfg., & other commercial ads, national	0221		206.4	210.4	210.4	.7	0
Retail, mfg., & other commercial ads, regional	0222		204.7	210.1	210.0	4.2	0
Insertion of preprinted advertising	0223	06/86	138.3	139.7	139.4	4.9	-.2
Periodicals	0932		191.6	194.8	194.8	3.7	0
Circulation	01		164.4	170.6	170.8	3.5	.1
Professional periodicals	0123		188.2	189.5	189.5	5.3	0
Medical and health care	0124	12/92	105.1	106.4	108.0	5.3	1.5
Other business periodicals	0127	12/92	101.6	109.1	109.1	7.6	0
General interest periodicals, subscriptions	0133		192.2	195.3	195.3	4.0	0
General interest periodicals, single-copy sales	0134		158.6	153.0	153.0	2.1	0
Religious periodicals	0141		120.1	217.9	217.9	0	0
Other periodicals n.e.c., subscriptions	0143		140.7	141.0	141.0	.8	0
Advertising	02		212.4	212.4	212.2	3.8	-.1
Industrial periodicals	0221		186.6	189.9	189.9	1.8	0
Merchandising periodicals	0222		175.7	180.6	180.6	2.7	0
Professional periodicals	0223		203.9	207.6	207.6	2.0	0
Medical and health care	0224	12/92	103.8	98.1	98.1	-6.4	0
Electronic/data management	0225	12/92	97.1	99.7	99.7	7.4	0
Services periodicals	0226	12/92	103.9	106.1	106.1	1.5	0
Other business periodicals	0227	12/92	104.2	94.1	94.1	-9.5	0
General interest periodicals	0233		243.2	249.3	251.0	4.8	.7
Other periodicals, n.e.c.	0243		180.7	180.7	180.7	0	0
Book publishing	0933		170.2	172.7	173.1	1.0	.2
Textbooks	01		219.7	223.2	223.2	3.7	0
Technical, scientific & professional books	02		158.1	157.4	157.4	3.7	0
Religious books	03		155.5	157.4	157.4	1.4	0
General books	04		148.6	152.3	153.2	-2.6	.6
Mass market, rack size	0414		153.5	175.0	175.0	-6.0	0
Adult trade and juvenile	0416	06/88	125.7	125.1	126.6	-3.1	1.2
Bookclub and mail order	0417	06/88	111.9	111.5	111.6	.8	.1
General reference books	05		125.8	125.2	125.8	.8	.5
Other books, incl. music books & pamphlets	08	06/88	117.5	118.9	118.9	5.8	0
Other books, except pamphlets	0801	06/88	125.3	127.8	127.8	10.4	0
Pamphlets	0802	06/88	106.8	106.8	106.8	0	0
Book printing	0934	12/83	140.5	141.9	142.5	.8	.4
Textbooks, printing and binding	0105	06/93	99.4	100.5	102.4	(2)	1.9
Technical, scientific & profes. printing & binding	0106	06/93	100.3	100.5	100.4	(2)	-.1
Religious book printing	0107	06/93	97.8	101.5	101.4	(2)	-.1
General book (trade, etc.), printing and binding	0108	06/93	99.1	100.3	100.3	(2)	0
Other books and pamphlets	0109	06/93	100.6	101.5	101.7	(2)	.2
Manifold business forms	0935	12/83	134.4	133.9	135.2	3.0	1.0
Unit set forms	0101	12/83	145.4	145.9	147.0	3.7	.8
Manifold books	0102	12/83	144.1	144.1	144.1	3.6	0
Custom continuous forms	0103	12/83	137.9	137.6	140.3	3.8	2.0
Stock continuous forms	0104	12/83	113.1	111.5	111.0	1.0	-.4
Greeting cards and misc. publishing	0936	06/84	153.7	157.0	157.3	4.4	.2
Greeting card publishing	0104	12/85	136.5	146.8	146.9	7.6	.1
Miscellaneous publishing	0105	12/89	121.9	123.0	123.2	3.5	.2
Commercial printing	0937	06/82	135.1	135.5	135.7	.6	.1
Magazine and periodical printing	01	06/82	120.0	120.1	119.9	-.9	-.2
Lithographic	0102	06/82	125.3	125.4	125.2	.1	-.2
Gravure	0103	06/82	91.7	(2)	(2)	(2)	(2)
Label and wrapper printing for packaging	02	06/82	125.0	125.1	125.0	-.1	-.1
Letterpress	0201	06/82	128.9	129.0	129.0	-.1	0
Lithographic	0202	06/82	118.7	119.0	118.7	0	-.3
Gravure	0203	06/82	126.1	126.1	126.1	0	0
Catalog and directory printing	03	06/82	115.4	115.0	115.5	-.1	.4
Lithographic	0302	06/82	125.1	124.6	125.2	-.1	.5
Financial and legal printing	04	06/82	148.4	150.0	151.1	2.9	.7
Lithographic	0402	06/82	139.0	140.5	141.5	2.8	.7
Advertising printing	05	06/82	138.6	139.2	139.4	1.1	.1
Lithographic	0502	06/82	134.2	134.8	135.1	1.2	.2

See footnotes at end of table.

Digitized for FRASER
http://fraser.stlouisfed.org/
Federal Reserve Bank of St. Louis

Table 6. Producer price indexes and percent changes for commodity groupings and individual items—Continued

(1982=100 unless otherwise indicated)

Commodity	Commodity code	Other index base	Index			Unadjusted percent change to Apr. 1994 From:	
			Dec. 1993[1]	Mar. 1994[1]	Apr. 1994[1]	Apr. 1993	Mar. 1994
Commercial printing--Continued	0937						
Other general job printing	06	06/82	155.6	156.3	156.7	0.7	0.3
Letterpress	0601	06/82	157.3	161.2	161.2	2.5	0
Lithographic	0602	06/82	153.5	153.5	154.0	.3	.3
Gravure	0603	06/82	119.2	119.2	119.2	0	0
Commercial printing, n.e.c.	11	12/88	111.5	111.1	111.1	.3	0
Screen printing, excluding textiles	1101	06/82	129.8	129.8	129.8	.3	0
Engraving	1102	12/84	142.4	140.1	140.2	0	.1
Blankbooks, binders, and bookbinding wor	0938	06/85	138.0	141.2	141.2	2.7	0
Bankbooks, looseleaf binders, and devices	01	06/85	144.9	149.5	149.4	3.4	-.1
Blankbook making	0101	06/85	160.8	168.3	168.2	5.0	-.1
Looseleaf binders and devices	0102	06/85	120.2	120.3	120.1	.1	-.2
Bookbinding and related work	02	12/85	118.7	118.9	119.1	.7	.2
Hardcover bookbinding	0201	12/85	121.8	122.8	122.8	1.2	0
Other bookbinding	0202	12/85	117.3	117.3	117.5	.6	.2
Services for the printing trade	0939	06/85	113.9	114.2	114.3	.7	.1
Typesetting	01	06/85	115.9	116.2	116.6	1.1	.3
Platemaking services	04	12/85	109.7	110.1	109.9	.4	-.2
Preparation of lithographic plates	0401	12/85	107.9	108.6	108.6	.8	0
Lithographic platemaking services	0402	12/85	108.9	109.2	109.0	.1	-.2
Platemaking services, except lithographic	0403	12/90	106.5	106.9	106.9	.9	0
Metals and metal products	10		120.2	122.4	122.3	3.0	-.1
Iron and steel	101		120.8	121.7	121.2	6.8	-.4
Iron ore	1011		82.6	82.6	82.6	.1	0
Ores, Great Lakes area	02						
Pellets, intra-company transfers, Great Lakes area	0201	12/89	100.2	100.2	100.2	-.2	0
Ores, all areas, excluding Great Lakes	03						
Other iron ores, market sales, all areas ex Gt Lakes	0311	12/89	121.4	121.4	121.4	0	0
Iron and steel scrap	1012		200.8	202.9	198.8	26.3	-2.0
Carbon steel scrap	11	12/86	196.1	197.2	193.0	28.6	-2.1
Heavy melting, Northeast	1102	12/86	190.4	200.8	194.1	27.8	-3.3
Heavy melting, Chicago	1103	12/86	175.7	176.0	176.0	21.1	0
Heavy melting, South	1105	12/86	198.1	192.9	193.3	28.7	.2
Heavy melting, West	1106	12/86	204.3	201.0	193.0	23.1	-4.0
Bundles, Northeast	1112	12/86	220.8	231.0	198.8	15.4	-13.9
Bundles, Chicago	1113	12/86	174.2	173.1	172.0	34.1	-.6
Bundles, Ohio and Lake Erie	1114	12/86	190.6	187.2	179.4	32.6	-4.2
Shredded scrap, South	1125	12/86	177.5	174.8	172.3	21.7	-1.4
Cut plate and structural scrap, Northeast	1132	12/86	159.0	168.1	162.6	18.3	-3.3
Stainless and alloy steel scrap	12	12/86	137.6	138.3	133.2	1.4	-3.7
Ohio and Lake Erie	1204	12/86	145.4	(2)	(2)	(2)	(2)
Cast iron scrap	13	12/86	121.0	131.8	132.8	26.0	.8
Northeast	1302	12/86	(2)	176.5	176.5	40.0	0
Foundry and forge shop products	1015		121.9	122.8	123.2	1.7	.3
Pressure & soil pipe & fittings, cast iron	02		144.5	148.9	150.0	7.3	.7
Soil pipe & fittings, gray & ductile iron	0235		170.5	178.8	178.8	14.2	0
Pressure pipe and fittings, ductile iron	0237		115.2	118.5	119.7	6.2	1.0
Pressure pipe and fittings, gray iron	0239		151.4	153.4	153.5	6.2	.1
Motor vehicle castings, gray/ductile iron	03		115.1	115.6	116.5	.6	.8
Castings for passenger cars, gray iron	0321		118.0	118.1	119.6	-.2	1.3
Castings for other motor vehicles, gray iron	0322		118.1	118.6	119.1	2.0	.4
Castings for passenger cars, ductile iron	0323		105.1	105.2	105.6	-1.4	.4
Castings for other motor vehicles, ductile iron	0324		101.2	103.7	103.8	2.9	.1
Gray & ductile iron castings, other	04		119.1	119.7	120.0	2.3	.3
Castings for construction & utility use	0425		125.7	125.8	125.9	2.8	.1
Ductile iron castings, other	0427		116.1	117.5	118.3	2.8	.7
Gray iron castings, other	0429		122.3	122.8	123.0	2.3	.2
Malleable iron castings	05		118.4	120.8	120.9	5.5	.1
Steel investment castings	06		161.8	160.2	160.3	-1.5	.1
Carbon and low alloy steel investment castings	0614		134.6	134.8	134.9	-1.9	.1
High alloy steel investment castings	0621		169.0	169.4	169.8	1.2	.2
Hi-temp metal castings (iron, nickel, & cobalt base)	0623	06/93	99.2	97.8	97.8	(2)	0
Other steel castings, carbon steel	07		126.4	129.4	130.1	4.8	.5
Railroad wheels and specialties	0712		126.3	132.3	132.1	6.1	-.2
All other carbon steel castings	0736		126.0	127.4	128.5	4.0	.9
Other steel casting, high alloy & stainles	08		120.6	122.6	122.5	1.6	-.1
Other steel castings, low alloy steel	09		127.3	127.4	127.9	1.2	.4
All other low alloy steel castings	0917		127.9	128.0	128.6	.5	.5
Open die or smith forgings, ferrous	12	06/82	96.6	96.6	96.6	.3	0
Carbon steel	1261	06/82	96.6	96.6	96.6	0	0
Alloy steel, excluding stainless and high-temp.	1263	06/82	96.4	96.3	96.3	.3	0
Stainless steel	1265	06/82	102.6	103.2	103.2	.6	0
Other forge shop products	13	06/82	114.2	114.5	114.8	.7	.3
Seamless rolled ring forgings	1329	06/82	122.4	122.9	125.8	2.3	2.4

See footnotes at end of table.

Digitized for FRASER
http://fraser.stlouisfed.org/
Federal Reserve Bank of St. Louis

Table 6. Producer price indexes and percent changes for commodity groupings and individual items—Continued

(1982=100 unless otherwise indicated)

Commodity	Commodity code	Other index base	Index			Unadjusted percent change to Apr. 1994 From:	
			Dec. 1993[1]	Mar. 1994[1]	Apr. 1994[1]	Apr. 1993	Mar. 1994
Foundry and forge shop products--Continued	1015						
Closed die forgings, carbon steel	1351		114.8	115.1	115.2	-0.1	0.1
Closed die forgings, alloy steel	1353		108.1	108.9	108.8	.6	-.1
Closed die forgings, stainless steel	1355	12/83	114.6	114.6	114.6	7.3	0
Other forgings, ferrous	1381	12/83	107.6	106.9	107.1	5.8	.2
Blast and electric furnace products	1016		116.5	115.6	115.5	0	-.1
Electric furnace products	03	06/82	126.5	125.4	125.4	.1	0
Ferrosilicon	0312		103.9	108.3	108.2	7.7	-.1
Other electric furnace products	0315	06/83	160.6	155.7	155.4	-3.7	-.2
Steel mill products	1017		111.1	112.0	111.7	4.7	-.3
Semifinished steel mill products	02	06/82	108.9	110.4	111.0	7.9	.5
Semifinished products, carbon	0291	12/89	102.8	104.3	103.1	8.6	-1.2
Semifinished products, alloy	0292	12/89	90.1	90.1	100.2	8.4	11.2
Semifinished products, stainless	0293	12/89	76.3	78.5	78.5	-.9	0
Hot rolled sheet and strip, incl. tin mill	03	06/82	121.7	121.8	120.5	4.5	-1.1
Sheets, h.r., carbon	0311	12/89	100.3	102.1	98.6	7.2	-3.4
Sheets and strip, hot dipped galvanized, carbon	0313	12/89	95.8	96.4	96.1	6.8	-.3
Sheets and strip, electrolytic galvanized, carbon	0315	12/89	102.1	101.2	101.3	3.3	.1
Strip, h.r., carbon	0319	12/89	99.1	103.4	103.6	9.7	.2
Tinplate	0326	12/89	103.7	101.4	99.6	-6.7	-1.8
Tin free steel	0328	12/89	101.8	99.9	103.4	.4	3.5
Hot rolled bars, plates, & structural shap	04	06/82	104.9	106.8	107.5	6.1	.7
Carbon plates	0412	12/89	93.5	93.6	96.9	8.8	3.5
Heavy structural shapes, carbon	0415	12/89	86.2	86.1	85.5	.4	-.7
Bars, h.r., carbon	0422	12/89	108.7	110.5	111.3	9.3	.7
Bars, light structurals, carbon	0424	12/89	107.7	107.9	108.4	8.0	.5
Concrete reinforcing bars, carbon	0425	12/89	95.4	98.1	99.6	8.0	1.5
Plates, alloy	0431	12/89	88.3	94.0	90.5	.1	-3.7
Bars, h.r. (including light structural), alloy	0441	12/89	96.1	98.3	99.0	8.8	.7
Tool steel, other than high speed, alloy	0449	12/89	93.5	93.5	93.5	-.7	0
Plates, stainless	0453	12/89	73.8	75.4	75.4	-2.5	0
Bars, h.r., stainless	0461	12/89	87.0	88.2	88.1	-4.9	-.1
Steel wire	05	06/82	106.1	105.8	105.8	2.7	0
Plain wire, carbon steel	0511		104.4	104.2	104.1	4.1	-.1
Galvanized wire, carbon steel	0515	06/82	99.3	97.8	98.5	4.1	.7
Other coated wire, carbon steel	0519	06/82	102.6	102.8	103.1	.5	.3
Wire, stainless steel	0551	06/82	128.8	128.8	128.8	-.3	0
Steel pipe and tubes	06	06/82	94.1	95.3	95.2	2.8	-.1
Standard pipe, carbon	0611	06/82	102.9	108.8	109.9	6.6	1.0
Line pipe, carbon	0612		80.7	80.7	80.7	3.5	0
Casing (OCTG), carbon	0614		68.7	68.1	66.7	1.4	-2.1
Pressure tubing, welded, carbon	0622	06/82	111.7	111.7	111.7	1.2	0
Mechanical tubing, seamless, carbon	0623		87.7	90.1	90.1	4.6	0
Mechanical tubing, welded, carbon	0624		125.5	127.1	127.2	4.9	.1
Structural pipe and tubing, carbon	0627	06/82	108.0	108.4	108.4	.9	0
Mechanical tubing, alloy	0645	06/82	118.4	121.1	121.2	3.8	.1
Pressure tubing, welded, stainless	0662	06/82	91.3	93.7	93.7	-4.5	0
Mechanical tubing, welded, stainless	0664		133.4	133.4	132.6	-4.1	-.6
Other pipe and tubing, incl. std. pipe, stainless	0669	06/82	106.1	105.6	105.5	-4.4	-.1
Cold rolled sheets and strip	07	06/82	121.0	121.8	121.4	4.1	-.3
Sheets, c.r., carbon	0711		120.4	121.9	121.3	6.5	-.5
Strip, c.r., carbon	0715		115.3	116.7	117.1	4.7	.3
Sheets and strip, c.r., alloy	0733	06/82	117.6	118.5	118.5	2.2	0
Sheets, c.r., stainless	0751		148.5	145.9	[2]	[2]	[2]
Strip, c.r., stainless	0755		116.7	115.4	115.4	-1.1	0
Cold finished bars	08	06/82	101.0	100.8	101.9	3.3	1.1
Bars, c.f., carbon	0811		104.6	104.2	105.5	5.3	1.2
Bars, c.f., alloy	0831		89.1	89.2	[2]	[2]	[2]
Bars, c.f., stainless, 300 series	0852		82.5	83.3	83.3	-8.9	0
Rails, wheels, and track accessories	09	06/82	116.3	116.7	116.7	1.7	0
Cold rolled products, electrical & coated	11	06/83	100.7	100.7	100.7	4.6	0
Nonferrous metals	102		111.5	118.7	118.9	2.8	.2
Nonferrous metal ores	1021	12/83	67.3	72.5	72.0	9.3	-.7
Copper ores	02	06/88	75.5	86.1	87.1	6.9	1.2
Lead and zinc ores	03	12/85	80.5	89.7	84.7	-1.1	-5.6
Gold ores	05	06/85	113.7	115.9	114.8	12.4	-.9
Ferroalloy ores	07	12/85	60.7	71.2	71.0	[2]	-.3
Other nonferrous metal ores	11	06/90	76.5	77.3	77.8	2.6	.6
Primary nonferrous metals	1022		93.1	102.7	103.5	3.0	.8
Primary nonferrous metals, except precious	01		95.4	105.5	106.5	2.0	.9
Primary aluminum ingot, unalloyed	0117		89.4	98.5	104.7	11.1	6.3
Primary aluminum, other types, except extrusion bill	0119		67.5	78.1	79.0	8.5	1.2
Aluminum extrusion billet	0121		87.3	103.5	103.5	10.9	0
Domestic copper cathode	0123		118.6	136.7	130.0	-3.2	-4.9
Lead, pig, common	0127		119.9	127.4	127.4	6.3	0
Zinc, slab, prime Western	0132		124.9	115.2	116.5	-9.0	1.1

See footnotes at end of table.

Digitized for FRASER
http://fraser.stlouisfed.org/
Federal Reserve Bank of St. Louis

Table 6. Producer price indexes and percent changes for commodity groupings and individual items—Continued

(1982=100 unless otherwise indicated)

Commodity	Commodity code	Other index base	Index			Unadjusted percent change to Apr. 1994 From:	
			Dec. 1993[1]	Mar. 1994[1]	Apr. 1994[1]	Apr. 1993	Mar. 1994
Primary nonferrous metals--Continued	1022						
Zinc, slab, special high grade	0133		125.5	115.7	117.0	-9.0	1.1
Zinc, slab, high grade	0134	06/88	79.0	(2)	78.4	-6.0	(2)
Antimony	0136		64.8	64.8	77.7	-1.1	19.9
Cadmium metal, 99.90 pct. min.	0141		20.1	33.6	33.6	36.6	0
Magnesium, pig ingot	0151		110.4	110.4	110.4	0	0
Titanium sponge	0156		82.2	87.7	87.7	6.7	0
Other refined copper, domestic	0162	06/83	68.9	76.6	74.1	-3.0	-3.3
Precious metals	02		83.6	87.2	85.0	25.4	-2.5
Gold, refined	0271		102.2	102.3	99.9	12.4	-2.3
Silver, bar, refined, .999 fine	0272		63.7	68.1	66.2	36.5	-2.8
Platinum	0273		81.7	85.2	83.6	9.6	-1.9
Nonferrous scrap	1023		117.2	139.5	141.6	7.8	1.5
Copper base scrap	01		122.1	138.0	138.4	-3.8	.3
No. 1 copper scrap, including wire	0101	12/86	113.7	131.0	130.6	-1.7	-.3
No. 2 copper scrap, including wire	0102	12/86	132.9	156.5	151.7	-4.5	-3.1
Other copper and brass scrap	0104	12/86	128.9	140.1	142.5	-8.1	1.7
Copper and brass scrap, exports	0199	12/86	149.6	164.0	161.2	-6.9	-1.7
Aluminum base scrap	02		122.6	153.2	157.3	21.6	2.7
Solids and clippings, new scrap	0201	12/86	98.9	121.8	124.4	14.7	2.1
Used beverage can scrap	0205	12/86	105.2	139.5	131.6	22.0	-5.7
Other old scrap	0206	12/86	100.5	125.5	130.7	23.5	4.1
Other nonferrous scrap nec.	03		102.4	119.8	120.9	2.1	.9
Lead scrap	0301	12/86	80.5	83.9	83.9	-19.1	0
Secondary nonferrous metals	1024		97.4	109.1	109.9	8.8	.7
Aluminum, except extrusion billet	02		115.8	142.6	145.2	19.1	1.8
Ingot for die casting	0221	06/88	56.8	70.2	71.5	19.8	1.9
Other aluminum	0224		96.9	114.8	116.3	12.9	1.3
Refined copper	03		104.2	(2)	(2)	(2)	(2)
Refined lead	04		82.6	82.7	83.0	-1.5	.4
Lead, unalloyed	0401		103.1	103.4	103.0	5.9	-.4
Refined zinc	05		103.7	99.9	100.8	-4.5	.9
Precious metals	06		94.5	(2)	(2)	(2)	(2)
Other nonferrous metals	07		73.0	67.8	69.8	-4.3	2.9
Other nonferrous metals	0755	06/88	111.4	(2)	(2)	(2)	(2)
Nonferrous mill shapes	1025		117.9	122.5	121.9	.7	-.5
Aluminum mill shapes	01		119.4	123.2	123.0	1.9	-.2
Sheet, coiled, bare, all others	0107		116.9	122.0	(2)	(2)	(2)
Foil, plain (under .006 inches)	0111		114.3	110.5	110.5	-2.4	0
Tube, extruded, 6000 alloy series	0121		115.3	115.5	116.1	-.9	.5
Pipe, extruded	0135		105.4	111.4	(2)	(2)	(2)
Rod, extruded, other than 2000 and 7000 alloy series	0147		102.6	116.9	117.8	13.7	.8
Extrusion, solid, circle size under 3	0151		132.8	134.7	136.2	2.2	1.1
Extrusion, solid, circle size 3 to under 4	0152		103.9	113.3	113.1	10.4	-.2
Extrusion, solid, circle size 5 to 9	0154		115.6	122.3	121.0	4.9	-1.1
Extrusion, solid, circle size, 10 and over	0156	06/87	111.3	122.5	118.9	6.5	-2.9
Copper and brass mill shapes	02		142.8	153.7	151.5	-2.6	-1.4
Copper-base alloy strip	0231		145.0	150.3	148.6	-.6	-1.1
Copper-base alloy rod	0232		164.7	169.3	172.8	-5.8	2.1
Copper-base alloy tube, non-plumbing	0233		107.1	116.1	116.2	3.7	.1
Copper tubing, plumbing	0254		(2)	142.2	140.1	(2)	-1.5
Copper rod	0256		132.2	(2)	(2)	(2)	(2)
Copper strip	0263	12/86	131.9	(2)	(2)	(2)	(2)
Other copper and copper-alloy mill shapes	0265	12/86	147.6	157.8	154.9	-1.8	-1.8
Nickel alloy mill shapes	04		86.2	86.9	86.9	-6.2	0
Other nickel mill shapes, except wire	0465	12/87	95.9	102.5	102.3	-3.4	-.2
Titanium mill shapes	05		91.1	91.1	91.1	-.3	0
Titanium flat products	0502	12/87	126.5	126.5	126.5	-.5	0
Other titanium mill shapes, except wire	0503	12/87	132.3	132.3	132.3	-.3	0
Other mill shapes	19		101.7	103.3	102.3	4.4	-1.0
Zirconium mill shapes, except wire	1951	12/87	95.2	101.8	101.8	3.7	0
Lead mill shapes, except wire	1997	06/83	67.6	69.9	70.5	-.8	.9
Other nonferrous metal wire	1998	06/83	125.0	128.1	127.2	-.2	-.7
Other nonferrous metal mill shapes, except wire	1999	06/83	109.6	(2)	(2)	(2)	(2)
Nonferrous wire and cable	1026		131.5	135.4	135.2	1.0	-.1
Electric wire and cable	0301	12/82	138.2	138.5	138.2	.7	-.2
Telephone and telegraph wire and cable	0303	12/82	151.2	150.5	150.3	.7	-.1
Control and signal wire and cable	0305	12/82	133.6	143.8	144.0	7.1	.1
Building wire and cable	0307	12/82	125.8	140.0	138.7	2.5	-.9
Apparatus wire and cordage	0309	12/82	129.7	131.2	132.4	.9	.9
Magnet wire	0311	12/82	130.7	137.0	137.5	2.8	.4
Power wire and cable	0313	12/82	112.5	115.8	114.5	-1.6	-1.1
Copper and copper alloy wire & cable, bare & tinned	0314	12/86	126.6	128.6	130.2	1.0	1.2
Automotive primary wire	0317		139.1	143.5	142.6	-1.3	-.6
Airframe, shipboard and ground support cable	0323	12/82	125.8	122.1	123.6	.8	1.2
Appliance wire and flexible cord sets	0324	12/85	142.5	142.5	142.5	-1.2	0
Other insulated and covered wire and cable, copper	0325	12/82	100.9	104.6	102.6	-3.5	-1.9

See footnotes at end of table.

Digitized for FRASER
http://fraser.stlouisfed.org/
Federal Reserve Bank of St. Louis

Table 6. Producer price indexes and percent changes for commodity groupings and individual items—Continued

(1982=100 unless otherwise indicated)

Commodity	Commodity code	Other index base	Index			Unadjusted percent change to Apr. 1994 From:	
			Dec. 1993[1]	Mar. 1994[1]	Apr. 1994[1]	Apr. 1993	Mar. 1994
Nonferrous wire and cable--Continued	1026						
Aluminum wire and cable, bare	0331	06/87	99.6	101.8	102.0	6.6	0.2
Fiber optic cable	0333	12/88	96.9	98.1	98.1	-.7	0
Nonferrous forge shop products	1027	12/83	126.7	126.5	126.3	-.1	-.2
Hot impression die, impact, press, & upset	0111	12/83	127.3	127.0	126.7	-.2	-.2
Open die or smith forgings	0115	06/90	98.8	98.8	98.8	.4	0
Other forgings	0122	12/83	120.7	121.0	121.0	.3	0
Nonferrous foundry shop products	1028		132.0	133.2	134.5	.9	1.0
Castings, alum./alum.-base alloy	02		130.6	132.3	134.2	2.0	1.4
Motor vehicle die castings	0201		119.2	122.7	125.0	2.5	1.9
Other die castings	0203	06/83	138.8	140.3	142.3	2.0	1.4
Sand castings	0204	06/83	132.4	133.1	133.9	.5	.6
Perm. and semi-perm. mold castings	0205	06/83	118.4	118.7	121.5	2.1	2.4
Other castings and cast products	0206	06/83	131.6	132.7	132.7	5.3	0
Copper and copper-base alloy castings	03	06/83	135.4	136.2	136.0	-1.2	-.1
Copper and copper-base alloy sand castings	0301	06/83	136.7	137.6	137.6	-.8	0
Other copper/copper-base alloy castings	0302	06/83	140.8	141.7	141.0	-2.7	-.5
Copper-base bearings/bushings, nonmachined	0303	06/83	110.2	110.7	110.7	.4	0
Zinc Castings	04	06/83	134.6	134.3	134.3	-1.5	0
Magnesium and magnesium-base castings	05	06/83	118.2	119.2	119.2	2.0	0
Other nonferrous castings	06	06/83	133.2	132.6	132.4	-1.9	-.2
Metal containers	103		110.1	108.9	108.1	-1.0	-.7
Metal cans and can components	1031		109.4	108.0	107.0	-1.6	-.9
Steel cans	02		126.1	127.3	125.8	.2	-1.2
Fruit and fruit juice cans	0209		127.6	127.9	126.3	-3.4	-1.3
Vegetable and vegetable juice cans	0211		112.0	111.8	108.8	-4.6	-2.7
All other food (including soup) cans	0215		144.5	147.6	145.1	8.4	-1.7
Paint and varnish cans	0218		115.9	116.5	116.5	-.7	0
Aerosol cans	0219		125.9	130.0	130.0	2.9	0
All other non-food cans	0222		127.3	127.3	127.3	.6	0
Aluminum cans	03		92.5	89.3	88.8	-3.0	-.6
Beer cans	0302		96.6	96.9	(2)	(2)	(2)
Metal can components (steel and aluminum)	04		83.8	80.3	80.3	-4.3	0
Barrels, drums, and pails	1032		120.1	121.0	121.1	3.4	.1
Steel pails	0101		131.8	136.3	(2)	(2)	(2)
Steel shipping barrels and drums	0102		117.6	117.7	117.8	2.4	.1
Hardware	104		136.2	136.7	137.0	1.6	.2
Hardware, n.e.c.	1041		129.8	130.0	130.3	1.5	.2
Builders hardware	01		146.5	146.6	147.3	1.9	.5
Padlocks	0109	06/85	124.3	124.3	124.3	3.5	0
Doorlocks, locksets, locktrim, exc.arch. trim	0122	06/85	138.4	138.6	139.0	2.8	.3
Hinges, exc. cabinet hinges, incl. spring hinges	0124	06/85	108.9	109.2	109.7	1.1	.5
Door controls, closers and checking devices	0132	06/85	135.6	135.9	136.8	2.5	.7
Key blanks	0139	06/85	128.5	128.5	128.5	0	0
Hangers, tracks and related items	0141	06/85	117.2	118.5	118.9	3.2	.3
Protect. plates, push plates pulls, push pull bars &	0142	06/85	113.2	113.2	113.2	-.3	0
Window hardware	0144	06/85	118.5	118.5	120.7	2.0	1.9
Rim locks and other locking devices	0145	06/85	140.2	141.1	142.0	1.6	.6
Cabinet hardware	0147	06/85	140.3	138.8	140.3	.6	1.1
Other builders hardware	0148	06/85	126.6	126.6	126.6	.8	0
Screen and storm door hardware	0149	06/85	115.8	115.8	115.8	1.0	0
Transportation equipment hardware	03		112.8	113.1	113.0	-.2	-.1
Motor vehicle hardware	0311	06/85	101.8	101.8	101.8	-.9	0
Marine hardware	0321	06/85	141.4	143.9	143.3	4.1	-.4
Furniture hardware	04		150.1	150.9	150.8	4.4	-.1
Other hardware, n.e.c.	05	06/85	118.9	119.1	119.1	3.9	0
Hand and edge tools	1042		150.1	151.6	152.0	2.2	.3
Axes, adzes, and hatchets	0106		128.8	128.8	128.8	0	0
Adjustable wrench, including pipe	0133		150.3	(2)	150.9	.4	(2)
Screwdrivers	0141		147.0	148.3	148.3	1.4	0
Wrench socket	0147		155.9	161.3	161.3	4.4	0
All other wrenches	0149	06/83	152.3	155.5	155.7	2.4	.1
Pliers	0151		144.0	146.4	146.4	3.2	0
Steel goods (forks, hoes, rakes, etc.)	0166		170.5	172.1	171.8	4.8	-.2
Handsaws and handsaw blades	0167	06/89	112.5	114.5	115.8	2.6	1.1
All other mechanics' hand service tools	0178	06/83	149.0	150.3	152.0	2.3	1.1
All other edge tools	0179	06/83	135.1	136.3	136.3	.9	0
All other hand tools, except edge tools	0183	06/83	147.6	147.4	147.5	1.7	.1
Plumbing fixtures and brass fittings	105		156.8	158.8	158.7	1.6	-.1
Vitreous china fixtures	1052		126.8	127.4	127.6	-.2	.2
Plumbing fixtures	0112	06/85	110.4	110.9	111.0	-.4	.1

See footnotes at end of table.

Digitized for FRASER
http://fraser.stlouisfed.org/
Federal Reserve Bank of St. Louis

Table 6. Producer price indexes and percent changes for commodity groupings and individual items—Continued

(1982 = 100 unless otherwise indicated)

Commodity	Commodity code	Other index base	Index			Unadjusted percent change to Apr. 1994 From:	
			Dec. 1993[1]	Mar. 1994[1]	Apr. 1994[1]	Apr. 1993	Mar. 1994
Vitreous china fixtures--Continued	1052						
Fixture accessories and fittings	0113	06/85	115.9	116.9	116.8	2.8	-0.1
Brass fittings	1054		174.0	177.0	177.1	2.9	.1
Bath and shower fittings	0211	06/83	152.0	155.5	155.4	3.4	-.1
Lavatory fittings	0215	06/83	149.1	153.4	153.4	3.4	0
Sink fittings	0219	06/83	165.8	168.9	168.9	3.5	0
Miscellaneous brass goods	0223	06/83	180.4	181.8	182.1	2.1	.2
Metal sanitary ware	1056	12/86	121.3	122.2	121.1	-1.4	-.9
Sinks and sink laundry tray combinations	0105	12/86	132.7	135.9	132.7	.6	-2.4
Bath tubs	0107	12/86	114.2	112.9	112.7	-4.1	-.2
Heating equipment	106		140.7	142.0	142.1	1.1	.1
Steam and hot water equipment	1061		137.7	137.7	137.7	-2.1	0
Gas heating boilers	0102		136.0	136.0	136.0	2.3	0
Oil heating boilers	0103		133.9	134.1	134.1	.1	0
Steel heating boilers	0111		[2]	134.2	134.2	[2]	0
Steel heating boilers over 400 mbh	0113		[2]	113.4	113.4	[2]	0
All other radiators and convectors	0141		[2]	148.2	148.2	[2]	0
Warm air furnaces	1062		136.8	137.7	137.7	-.3	0
Forced air, gas	0142		137.3	138.8	138.7	-.3	-.1
Gas-fired floor furnaces	0146		[2]	163.5	164.2	[2]	.4
Conversion burners and parts	1063		149.6	149.6	150.3	4.8	.5
Commercial/industrial oil burners	0111		[2]	149.6	150.0	[2]	.3
Gas burners over 400 mbh	0116		[2]	129.8	130.0	[2]	.2
Gas burners, 400 mbh and under	0121		145.5	145.6	146.3	3.8	.5
Com./ind. dual fuel burners	0136		137.2	140.7	140.7	4.8	0
Parts for conversion burners	0151	06/86	162.1	162.1	165.4	5.9	2.0
Domestic heating stoves	1064		118.4	118.2	119.2	.7	.8
Wood/coal stoves, air tight	0126		[2]	124.6	126.0	.9	1.1
Other domestic heating stoves	0137	06/86	[2]	116.0	116.1	[2]	.1
Water heaters, domestic	1066		134.2	137.9	137.7	2.2	-.1
Electric	0101		127.5	128.9	128.9	.8	0
Gas	0113		137.1	142.8	142.2	3.3	-.4
Other systems and other parts	1067		151.8	152.9	153.1	1.2	.1
Other heating systems	01		125.7	125.9	126.1	.3	.2
Unit heaters	0108		[2]	127.0	127.1	[2]	.1
Electric comfort heating equipment	0111	12/89	106.6	107.3	[2]	[2]	[2]
Non-electric fireplaces	0121		[2]	111.2	112.2	[2]	.9
Other heating systems, n.e.c.	0126		124.6	124.7	124.8	.2	.1
Other parts, n.e.c.	02		175.2	178.4	178.3	2.8	-.1
Solar heating equipment	1068	12/93	100.0	98.9	99.5	[2]	.6
Fabricated structural metal products	107		124.6	125.3	125.6	2.4	.2
Metal doors, sash, and trim	1071		137.4	138.4	138.9	2.2	.4
Metal doors and frames, exc. storm	02	06/83	136.5	137.7	138.4	2.2	.5
Aluminum doors	0201	06/83	137.2	138.6	139.7	2.6	.8
Iron and steel doors	0203	06/83	137.1	137.8	138.1	1.9	.2
Steel door frames	0205		126.5	129.8	131.2	1.1	1.1
Metal window sash and frames, exc. storm	03	06/83	126.2	127.6	128.2	2.6	.5
Aluminum window sash and frames	0309	06/83	126.7	128.1	128.6	2.3	.4
Metal molding and trim and storefronts	04	06/83	173.8	[2]	173.3	3.8	[2]
Storm sash and doors	05	06/83	133.5	133.6	133.6	.1	0
Screens and weatherstrip	06	06/83	119.4	119.5	119.5	.1	0
Metal tanks	1072		113.9	113.8	113.8	.1	0
Bulk storage tank, 6000 gallons or less	0112		121.1	121.9	121.9	.7	0
Bulk storage tank, over 6000 gallons	0113		114.7	116.5	117.9	2.8	1.2
Non-LPG gas cylinders	0122		118.8	119.1	119.9	1.2	.7
Custom tanks, 3/4 inch and less	0138		122.4	122.4	123.5	.9	.9
Petroleum storage tanks	0147		[2]	[2]	112.0	5.6	[2]
Sheet metal products	1073		129.7	129.8	130.1	1.0	.2
Roofing, steel	0101		108.0	108.0	108.0	1.5	0
Roof drainage equipment, steel	0107	06/83	168.1	[2]	168.1	0	[2]
Roof drainage equipment, aluminum	0108	06/83	101.0	101.0	101.0	-5.8	0
Siding, aluminum	0109	12/82	117.4	114.4	[2]	[2]	[2]
Siding, steel	0116	06/83	129.5	129.5	[2]	[2]	[2]
Soffits, facia, and shutters, aluminum	0119	06/83	103.1	[2]	[2]	[2]	[2]
Stovepipe, furnace smokepipe, elbows & ducts, steel	0145	12/82	132.8	132.8	132.8	2.1	0
Air conditioning ducts, incl. dust collecting, steel	0146	12/82	125.2	125.7	125.7	.5	0
Cornices, skylights, ceiling domes, coping, etc.	0156	12/87	112.9	112.9	112.9	0	0

See footnotes at end of table.

Digitized for FRASER
http://fraser.stlouisfed.org/
Federal Reserve Bank of St. Louis

Table 6. Producer price indexes and percent changes for commodity groupings and individual items—Continued

(1982 = 100 unless otherwise indicated)

Commodity	Commodity code	Other index base	Index			Unadjusted percent change to Apr. 1994 From:	
			Dec. 1993[1]	Mar. 1994[1]	Apr. 1994[1]	Apr. 1993	Mar. 1994
Sheet metal products--Continued	1073						
Restaurant, hotel & kitchen sheet metal equipment	0164	12/82	202.4	202.4	202.4	1.8	0
Awnings, canopies, and carports, prefab., aluminum	0165	12/82	146.7	146.7	146.7	0	0
Other sheet metal work, steel	0166	12/82	138.0	138.8	138.7	2.1	-.1
Other sheet metal work, aluminum	0167	12/82	134.4	134.2	134.2	.1	0
Other sheet metal work, not steel or aluminum	0169	06/83	148.4	148.6	148.9	3.3	.2
Struct., arch., pre-eng. metal products	1074		117.7	118.6	119.0	3.6	.3
Fabricated iron and steel pipe and fitting	02		116.8	117.8	117.8	2.4	0
Petrochemical, paper mill, & water sewage treatment	0212	12/86	93.7	93.8	93.8	-1.7	0
Other iron and steel pipe and fittings	0214		124.2	125.3	125.3	4.4	0
Fabricated iron and steel tube and fitting	03		130.4	128.4	129.3	.2	.7
Welded tubing	0302		116.7	115.0	115.1	-.9	.1
Hot rolled bars/plates/structural shapes	04		154.7	161.1	157.8	1.3	-2.0
Fabricated structural metal	05		119.5	120.3	121.0	3.0	.6
Fabricated structural metal for buildings	0501		120.2	121.2	122.3	4.2	.9
Fabricated structural metal for bridges	0511		103.0	103.0	103.0	2.6	0
Other fabricated structural metal	0512	06/82	120.2	120.7	120.8	.5	.1
Miscellaneous metal work	07		98.5	99.5	99.8	6.1	.3
Expanded metal lath	0781		112.8	112.8	114.3	3.1	1.3
Metal plaster base accessories	0784	12/84	125.2	126.9	129.0	6.7	1.7
Custom roll form products	0785	06/90	90.6	90.7	90.7	6.7	0
Fabricated concrete reinforcing bars	0791		101.6	102.5	102.8	4.4	.3
Short span open web joists	0793	06/90	96.6	100.2	100.7	8.4	.5
Long span joists	0795	06/90	96.0	99.1	100.0	8.3	.9
Architectural and ornamental metalwork	08	12/83	122.0	122.6	122.7	4.1	.1
Warm air or air conditioning grilles,	0801	12/83	113.9	117.8	116.2	2.0	-1.4
Stairs	0803	12/83	108.1	108.2	108.2	1.2	0
Railings	0804	12/83	109.3	109.4	110.0	1.8	.5
Other architectural and ornamental metal work	0809	12/83	131.0	131.1	131.1	3.1	0
Heat exchangers and condensers	1075		146.3	146.3	147.2	.5	.6
Bare tube heat exchangers	0101		149.2	149.6	151.7	1.4	1.4
Fin tube heat exchangers	0102		139.3	138.8	137.8	-1.1	-.7
Fabricated steel plate	1076		125.0	125.4	125.9	1.9	.4
Weldments	0111		144.6	144.6	146.5	1.3	1.3
Steel plate for containers	0112	12/86	120.9	120.7	120.8	5.9	.1
Other fabricated steel plate	0121		122.1	123.1	123.0	1.7	-.1
Prefabricated metal buildings	1079		123.8	126.9	126.6	5.3	-.2
Prefab. metal bldg systems, ex. farm svcs	01		119.7	122.7	122.3	5.5	-.3
Industrial and commercial	0115		120.2	123.1	122.7	5.6	-.3
Public and educational	0118		117.9	121.1	121.1	5.1	0
Other prefab. & portable metal buildings	02		131.0	135.2	134.7	5.1	-.4
Other farm service buildings, steel and aluminum	0215		123.7	[2]	126.2	4.6	[2]
Small utility bldgs, incl. tool sheds, cabanas, etc.	0221		132.5	134.9	133.8	7.6	-.8
Dwellings & other non-farm buildings	0235		144.0	149.0	149.1	3.7	.1
Panels, parts, & sections for prefab bldgs	03		119.1	119.1	119.1	3.5	0
Miscellaneous metal products	108		122.8	123.2	123.3	.9	.1
Bolts, nuts, screws, rivets, and washers	1081		120.0	120.2	120.5	.8	.2
Externally thread. fasteners, ex. aircraft	02	06/82	112.4	112.7	113.2	.7	.4
Hex bolts	0206	06/82	98.1	98.9	98.9	.8	0
Square and round bolts	0207	06/82	113.4	113.4	113.4	.2	0
Studs	0208	06/82	104.1	105.8	105.1	1.3	-.7
Flanged self locking sets, lag and wood screws	0209	06/82	156.1	156.1	156.1	0	0
Machine screws	0221		102.2	102.4	102.4	-.4	0
Cap screws	0231		140.6	141.1	142.7	-.1	1.1
Tapping screws	0236		120.0	120.0	120.0	2.0	0
Mine roof bolts	0241		[2]	93.8	97.1	2.8	3.5
High-strength structural and bent bolts	0246		[2]	124.6	124.6	[2]	0
Thread-cutting & rolling, & self drilling screws	0256	06/82	101.6	101.6	101.6	-.1	0
Other externally threaded fasteners	0261	06/82	113.9	113.8	114.0	.3	.2
Internally thread. fasteners, ex. aircraft	03	06/82	98.7	99.0	99.2	-.8	.2
Nonthreaded fasteners, except aircraft	04	06/82	115.5	115.4	115.7	1.7	.3
Aircraft-aerospace fasteners	05	06/82	159.8	159.9	159.9	.4	0
Other formed fasteners	06	06/82	120.0	120.0	120.1	3.0	.1
Lighting fixtures	1083		131.5	131.5	131.7	.5	.2
Residential	02		138.5	139.7	139.9	1.8	.1
Incandescent interior, including bath	0221	12/83	128.8	129.3	129.6	1.3	.2
Incandescent outdoor	0222		138.7	142.4	142.5	3.0	.1
Flourescent	0223		127.9	128.0	128.0	2.6	0
Components and renewal parts (excludin	0229	12/83	138.0	141.7	141.7	2.7	0
Commercial/institutional or industrial	03		133.2	132.6	132.5	.3	-.1
Commercial incandescent fixtures, surface or pendant	0301		159.9	[2]	[2]	[2]	[2]
Commercial incandescent fixtures, recessed	0303		162.9	[2]	[2]	[2]	[2]
Other commercial incand. fixtures, incl. portable	0307		106.8	106.8	106.8	.2	0
Commercial H.I.D. fixtures, mercury and other types	0311		138.5	140.8	139.4	.2	-1.0

See footnotes at end of table.

Digitized for FRASER
http://fraser.stlouisfed.org/
Federal Reserve Bank of St. Louis

Table 6. Producer price indexes and percent changes for commodity groupings and individual items—Continued

(1982 = 100 unless otherwise indicated)

Commodity	Commodity code	Other index base	Index			Unadjusted percent change to Apr. 1994 From:	
			Dec. 1993[1]	Mar. 1994[1]	Apr. 1994[1]	Apr. 1993	Mar. 1994
Lighting fixtures--Continued	1083						
Commercial fluor. fixtures, recessed air handling	0321		119.3	120.3	119.5	0.6	-0.7
Commercial fluor. fixtures, recessed non-air	0323		118.5	114.5	114.8	-1.9	.3
Commercial fluorescent strip lights	0325		117.2	117.2	117.2	1.5	0
Commercial fluorescent ceiling systems	0327		122.6	(2)	(2)	(2)	(2)
Commercial fluorescent fixtures, plastic wraparound	0329		119.1	(2)	(2)	(2)	(2)
Commercial fluorescent fixtures, surface or pendent	0333		151.0	151.0	151.0	2.6	0
Other commercial fluor. fixtures, incl. portable	0338		(2)	131.5	131.5	(2)	0
Component or renewal parts for commercial fixtures	0345		143.4	143.4	143.9	1.6	.3
Industrial fluorescent fixtures, general types	0361		129.1	129.0	129.0	-1.4	0
Other industrial fixtures	0381	12/86	152.4	(2)	(2)	(2)	(2)
Vehicular	04		119.4	119.6	120.7	1.3	.9
Motor vehicle incandescent lighting	0401	12/83	107.7	107.7	108.2	.7	.5
All other vehicular lighting equipment	0402	12/83	138.2	139.9	144.9	5.0	3.6
Lighting equipment, n.e.c.	05		133.7	134.0	134.0	-.8	0
Outdoor lighting equipment, including parts	0522	06/85	114.3	114.3	114.4	-1.4	.1
Other electric and non-electric lighting	0524	06/85	111.5	112.1	112.0	.4	-.1
Ammunition, except for small arms	1085	12/85	120.6	121.4	121.4	-1.5	0
Ordnance and accessories, n.e.c.	1086	12/85	121.7	121.9	121.4	-.2	-.4
Fabricated ferrous wire products	1088	06/82	121.2	122.1	122.2	3.3	.1
Ferrous wire rope, cable and strand	01	06/82	120.3	120.9	121.0	3.0	.1
Wire rope and cable	0111	06/82	133.2	133.2	133.5	6.3	.2
Composite wire strand, rope and cable	0121	06/82	141.8	(2)	141.5	-.2	(2)
Wire strand, other than composite types	0199	06/82	92.9	95.1	95.1	.4	0
Steel nail and spikes	02	06/82	111.5	111.6	113.2	2.2	1.4
Bright nails	0211		116.6	117.7	120.6	4.5	2.5
Galvanized nails	0213		103.6	103.5	104.9	1.5	1.4
Other wire nails	0219	06/82	109.5	109.8	109.8	2.1	0
Steel wire staples	0223	06/82	114.6	114.7	116.8	3.5	1.8
Steel fencing and fence gates	06	06/82	118.3	121.6	119.9	4.3	-1.4
Chain link fencing	0613		114.4	117.8	117.8	7.5	0
Wire fence, woven and welded	0621		119.5	122.8	119.4	.7	-2.8
Fence posts, gates and fittings	0635	06/82	126.4	(2)	127.4	5.1	(2)
Ferrous wire cloth, other woven wire prod.	07	06/82	126.2	125.2	125.1	4.3	-.1
Wire cloth and other woven wire products	0799	06/82	128.1	127.1	126.9	4.4	-.2
Other fabricated ferrous wire products	09	06/82	124.0	124.9	125.1	3.6	.2
Wire bale ties	0955	06/82	113.5	113.5	113.5	6.7	0
Welded steel wire fabric for concrete reinforcing	0961		108.0	108.6	109.3	9.2	.6
Wire carts	0973	12/82	127.9	129.8	129.4	1.9	-.3
Other wire products	0999	06/82	135.7	136.9	137.0	2.2	.1
Other miscellaneous metal products	1089		122.0	122.4	122.3	.8	-.1
Hot formed springs	02		106.6	107.4	107.3	1.3	-.1
Orig. equip. leaf springs, except for passenger cars	0216		103.5	105.2	105.2	3.4	0
Replacement leaf springs for motor vehicles	0217		100.4	101.8	101.7	2.6	-.1
Locomotive, railroad car & other helical springs	0225		122.3	122.5	122.5	.2	0
Cold formed springs	03		114.4	114.5	114.6	-.3	.1
Wire springs	04		120.1	122.2	122.0	3.3	-.2
Precision mechanical springs	0424		128.7	128.8	128.8	1.5	0
Other wire springs	0425	12/82	111.5	114.7	114.5	4.5	-.2
Other metal products	05		122.2	122.5	122.5	1.1	0
Original equipment automobile stampings	0506		108.7	108.5	108.5	.6	0
Replacement part automotive stampings	0508	12/82	123.4	124.7	124.4	.8	-.2
Automotive screw machine products	0521	12/83	123.7	123.4	123.4	-.6	0
Other screw machine products	0522	12/83	127.5	127.9	129.0	3.0	.9
Metal ladders, including ladder accessorises	0557	12/91	97.6	98.8	98.8	.1	0
Metal picture frames	0562	06/84	124.7	124.7	124.7	0	0
Metal powders, paste, and flake	0564	06/85	121.6	123.2	123.5	.1	.2
Other primary metal prods. (nails/brads/staples/etc)	0566	06/85	119.2	119.0	119.0	4.2	0
Powder metallurgy parts, ex. bearing, gears, etc.	0571	12/91	100.0	101.0	101.2	1.1	.2
Other fabricated metal products	0589	06/85	121.1	122.2	122.3	2.3	.1
Metal crowns and closures	06	12/83	123.0	123.2	123.2	1.4	0
Metal commercial closures (caps)	0611	12/83	137.3	137.3	137.3	.2	0
Metal stampings n.e.c.	07	06/84	121.5	121.9	121.9	.1	0
Job stampings, non-automotive	0701		135.8	136.1	136.1	.7	0
Other stamped and pressed metal end products	0731	06/84	117.6	118.2	118.3	-2.0	.1
Metal foil and leaf	08	12/84	110.3	110.8	110.5	-.5	-.3
Converted unmounted alum. foil packaging products	0801	12/84	110.7	112.2	112.2	-.4	0
Laminated aluminum foil rolls and sheets	0811	12/84	109.5	108.5	108.0	-.9	-.5
Converted unmounted alum. foil for nonpkg appl.	0821	12/84	116.9	120.3	120.3	1.7	0
Metal treatment services	109	12/84	120.3	120.9	121.0	1.2	.1
Metal treatment services	1091						
Metal plating and polishing	01	12/84	129.3	130.3	130.3	1.6	0
Metal coating and allied services	02	12/84	115.0	115.4	115.5	.6	.1
Metal heat treating	03	06/85	110.0	110.4	110.6	1.1	.2
Metal heat treating - Middle Atlantic	0332	06/85	119.7	121.7	121.7	1.8	0

See footnotes at end of table.

Digitized for FRASER
http://fraser.stlouisfed.org/
Federal Reserve Bank of St. Louis

Table 6. Producer price indexes and percent changes for commodity groupings and individual items—Continued

(1982=100 unless otherwise indicated)

Commodity	Commodity code	Other index base	Index			Unadjusted percent change to Apr. 1994 From:	
			Dec. 1993[1]	Mar. 1994[1]	Apr. 1994[1]	Apr. 1993	Mar. 1994
Metal treatment services--Continued	1091						
Metal heat treating - South Central	0333	06/85	113.5	113.2	113.2	0.2	0
Metal heat-treating - Michigan	0334	06/85	101.1	101.6	101.6	.5	0
Metal heat treating - Southeast	0335	06/85	99.1	99.6	99.6	.5	0
Metal heat treating - North Central	0336	06/85	109.7	111.3	112.3	4.7	.9
Metal heat treating - Pacific Coast	0337	06/85	112.8	112.8	112.8	0	0
Metal heat treating - Southwest	0338	06/85	103.4	103.4	103.4	0	0
Metal heat treating - New England	0339	06/90	102.8	(2)	100.6	-1.7	(2)
Machinery and equipment	11		124.2	124.8	125.2	1.0	.3
Agricultural machinery and equipment	111		135.3	135.4	135.5	1.8	.1
Farm and garden tractors	1111		136.9	135.9	135.9	1.0	0
Farm tractors, wheel type	02	12/82	132.5	132.5	132.5	2.5	0
Farm tractors, two wheel drive	0201		142.3	142.3	142.3	3.2	0
Farm tractors, four wheel drive	0211	12/82	116.7	116.7	(2)	(2)	(2)
Garden tractors	05		155.2	155.2	155.2	-.5	0
Farm tractor parts and attachments	52	12/82	127.9	122.2	122.2	-1.9	0
Attachments	5221	12/82	132.7	133.8	133.8	3.5	0
Agricultural machinery excl. tractors	1112		134.2	133.2	133.3	1.5	.1
Plows	01		129.7	131.5	131.5	2.6	0
Harrows, rollers, and stalk cutters	02		123.6	127.5	126.2	2.7	-1.0
Stalk shredders and cutters	0211	12/82	125.1	130.2	128.4	3.1	-1.4
Harrows and combination tillage equipment	0221	12/82	120.9	120.9	120.9	1.7	0
Planting, seeding, and fertilizing mach.	03		129.6	132.2	133.2	2.4	.8
Planting and seeding machinery	0311	12/82	121.8	124.4	125.3	2.0	.7
Fertilizing machinery	0321	12/82	133.3	135.9	136.9	2.7	.7
Cultivators	04		143.4	142.9	143.2	5.5	.2
Sprayers and dusters	05		134.7	135.6	135.6	2.9	0
Harvesting machinery	06		146.0	141.3	141.3	-.1	0
Haying machinery	07		131.9	131.8	131.8	1.5	0
Crop preparation machinery	08		128.5	128.0	128.3	1.3	.2
Farm elevators and blowers	09		142.2	139.9	139.9	4.8	0
Farm wagons & other farm transport equip.	11		129.8	130.8	130.6	4.6	-.2
Commercial turf and grounds mowing equip.	12	12/82	130.7	130.7	130.7	1.9	0
Comm. turf & grounds care eq., parts & att	13	06/83	156.0	154.5	(2)	(2)	(2)
Parts for farm machinery, excl. tractors	51		122.2	122.1	125.5	4.1	2.8
Parts, farm machinery, sold for replacement/repair	5192	12/82	124.5	124.4	128.7	5.1	3.5
Attachments, farm machinery, ex. tractors	52	12/82	120.0	118.2	(2)	(2)	(2)
Agricultural equipment	1113		130.8	133.3	133.3	2.9	0
Poultry equipment	01		120.4	116.1	116.1	-1.4	0
Barnyard and hog equipment	02		123.0	(2)	125.1	2.0	(2)
Water systems	03		119.6	122.6	122.6	1.9	0
Irrigation systems	04	12/82	107.9	107.9	107.9	.6	0
Parts, agricultural equipment	51	12/82	151.2	155.3	155.3	4.2	0
Construction machinery and equipment	112		132.0	133.2	133.5	1.1	.2
Power cranes, excavators, and equipment	1121		147.9	147.8	151.5	3.0	2.5
Excavators	04		145.0	145.3	148.7	3.6	2.3
Cranes	06		142.6	138.9	148.5	4.9	6.9
Cable operated cranes	0608		160.7	162.9	165.6	5.3	1.7
Hydraulic operated cranes	0609		139.7	140.1	141.5	2.6	1.0
Miscellaneous cranes, incl. walking drag lines	0611		(2)	127.4	146.9	(2)	15.3
Front end attachments and parts	07		146.7	148.6	148.6	1.4	0
Front end attachments for cranes and excavators	0701		128.8	(2)	(2)	(2)	(2)
Parts for cranes and excavators	0702		147.5	149.2	149.2	1.3	0
Construction equipment for mounting	1122		125.1	126.1	126.1	.8	0
Const. equip. for mounting, ex. snow clearing attach	0301	06/86	117.3	(2)	(2)	(2)	(2)
Specialized construction machinery	1123		132.3	134.9	134.9	4.5	0
Continuous ditchers/trenchers, self propelled	0301		(2)	135.0	135.0	(2)	0
Portable crushing, screening, and washing plants	0303		132.5	(2)	(2)	(2)	(2)
Rollers	0304		134.1	135.9	135.9	4.5	0
Portable air compressors	1124		121.4	120.6	118.7	-2.1	-1.6
Scrapers and graders	1125		139.1	(2)	(2)	(2)	(2)
Parts and other equipment	1126		110.5	109.4	109.6	-3.0	.2
Parts/attach., ex cranes/excav./tractors	01		109.6	107.6	107.6	-2.0	0
Other construction equipment	02		107.9	108.4	108.7	-4.6	.3
Other excavating and construction machinery	0206		91.2	93.2	93.2	2.2	0
Other miscellaneous construction machinery	0207	06/86	107.1	107.2	107.6	-6.4	.4
Mixers, pavers, spreaders, etc.	1127		121.9	123.3	123.3	1.3	0
Concrete equipment	0155	06/86	(2)	123.7	123.7	1.6	0

See footnotes at end of table.

Digitized for FRASER
http://fraser.stlouisfed.org/
Federal Reserve Bank of St. Louis

Table 6. Producer price indexes and percent changes for commodity groupings and individual items—Continued

(1982=100 unless otherwise indicated)

Commodity	Commodity code	Other index base	Index			Unadjusted percent change to Apr. 1994 From:	
			Dec. 1993[1]	Mar. 1994[1]	Apr. 1994[1]	Apr. 1993	Mar. 1994
Mixers, pavers, spreaders, etc.--Continued	1127						
Bituminous equipment	0156	06/86	116.7	117.2	117.2	0.8	0
Tractors, other than farm	1128		137.7	140.0	140.0	2.3	0
Wheel type	01		124.2	124.4	126.7	3.3	1.8
Crawler type	02		139.1	143.8	143.8	3.8	0
Tractor parts and attachments	03		147.0	148.0	148.0	1.5	0
Tractor shovel loaders	04		129.6	131.9	131.5	1.8	-.3
Off-highway equipment	1129		(2)	135.7	135.7	(2)	0
Metalworking machinery and equipment	113		134.6	135.2	136.2	2.6	.7
Metalworking machinery n. e. c.	113-A	06/83	139.9	140.6	140.9	2.5	.2
Assembly machines	01	06/83	129.2	130.1	130.3	2.9	.2
Other metalworking machinery	02	06/83	151.2	151.6	152.0	2.1	.3
Rolling mill machinery	113-B	12/87	132.5	133.6	133.6	1.0	0
Power driven hand tools	1132		129.8	133.1	132.6	2.4	-.4
Power hand tools, electric/battery powered	06	06/86	121.4	124.6	123.7	2.1	-.7
Power hand tools, pneumatic/hydr./powder	08	06/86	127.7	129.4	129.4	1.5	0
Welding machines and equipment	1133		145.6	146.8	146.6	4.5	-.1
Arc welding mach., components ex electrode	01		136.8	138.3	138.1	1.6	-.1
Arc welding machines	0172	12/84	131.9	134.5	134.2	1.7	-.2
Components for arc welding mach., exc. electrodes	0174	12/84	127.5	127.2	127.2	1.7	0
Resistance welders, components & electrode	02		142.7	146.1	144.9	4.1	-.8
Arc welding electrodes	03		158.1	155.8	156.2	9.3	.3
Gas welding machines and equipment	04		148.7	151.6	151.6	1.3	0
Other welding & soldering equipment & acce	05	06/90	105.5	108.8	108.3	4.2	-.5
Industrial process furnaces and ovens	1134		138.0	138.3	138.3	1.1	0
Electric, excluding induction & dielectric	01		136.8	137.1	137.1	2.5	0
Electric furnaces	0108	12/86	119.0	119.4	119.4	2.9	0
Electric industrial ovens and kilns, incl. infrared	0109	12/86	122.3	122.3	122.3	.8	0
Fuel-fired	02		134.1	(2)	134.3	.6	(2)
Otr. indus. elec. heat. units; parts/attac	05		146.1	146.6	146.6	.6	0
Parts, attachments, and components	0543		131.9	133.1	133.1	1.6	0
Other industrial electric heating units	0545		163.6	163.6	163.6	0	0
Cutting tools and accessories	1135		126.3	127.2	127.6	1.6	.3
Small cutting tools	01		119.8	120.4	120.9	1.2	.4
Precision measuring tools	02		140.1	140.1	140.1	1.5	0
Metalworking power saw blades	03	06/83	147.5	153.4	153.4	4.8	0
Bandsaw blade	0327	06/83	140.3	147.3	147.3	5.9	0
Other metal working power saw blades	0332	06/83	135.9	138.5	138.5	2.1	0
Other power saw blades	04	06/83	138.4	138.4	138.4	4.5	0
Other machine tool attachments & acc.	05	06/83	130.7	131.7	132.1	1.8	.3
Abrasive products	1136		132.7	132.9	135.2	2.1	1.7
Nonmetallic sized abrasives	01		86.4	86.4	86.8	.5	.5
Nonmet. bonded abrasives and diamond wheel	03		132.9	132.9	133.1	-.5	.2
Nonmetallic coated abrasive products	05		157.9	158.0	163.1	3.3	3.2
Metal abrasives, including scouring pads	31		132.6	134.4	133.2	5.5	-.9
Metal cutting machine tools	1137		141.4	142.0	143.0	2.1	.7
Drilling machines	12		123.3	123.3	123.3	0	0
Grinding machines	13		158.1	158.1	158.4	1.1	.2
Lathes	14		126.1	126.5	128.2	2.6	1.3
Multi-function machines, n/c	16		118.4	121.8	122.6	3.3	.7
Station type machines	18	06/83	152.2	151.5	151.5	.5	0
Other metal cutting machine tools	19		137.9	140.6	141.2	5.5	.4
Rebuilt metal cutting machine tools	45	06/88	127.5	126.9	126.9	.1	0
Parts for metal cutting machine tools	51		144.8	145.4	149.7	4.6	3.0
Metal forming machine tools	1138		139.0	141.1	141.1	2.6	0
Punching, bending and forming machines	21		117.2	117.2	117.5	1.0	.3
Press brakes	2104		129.6	129.6	130.8	1.6	.9
Punching machinery	2108	12/86	105.9	105.9	106.2	2.3	.3
Rolls, all types	2117	12/92	100.0	100.0	(2)	(2)	(2)
Other bending/forming machines, including folders	2119	12/86	126.1	126.1	126.1	.2	0
Shearing machines	22		124.4	124.6	124.6	1.1	0
Presses	23		146.7	152.8	152.8	8.0	0
Mechanical presses	2308	12/86	141.4	148.8	148.8	9.3	0
Other hydraulic presses	2313		116.6	117.1	117.1	5.1	0
Other metal forming machines	25		155.3	156.9	156.9	1.0	0
Other metal forming mach. tools, inc. rebuilt tools	2508	12/86	144.3	145.1	145.1	.6	0
Parts for metal forming machine tools	51		137.3	138.5	138.5	1.5	0
Tools, dies, jigs, fixtures & ind. molds	1139		129.9	129.5	131.5	3.3	1.5

See footnotes at end of table.

Digitized for FRASER
http://fraser.stlouisfed.org/
Federal Reserve Bank of St. Louis

Table 6. Producer price indexes and percent changes for commodity groupings and individual items—Continued

(1982=100 unless otherwise indicated)

Commodity	Commodity code	Other index base	Index			Unadjusted percent change to Apr. 1994 From:	
			Dec. 1993[1]	Mar. 1994[1]	Apr. 1994[1]	Apr. 1993	Mar. 1994
Tools, dies, jigs, fixtures & ind. molds--Continued	1139						
Special dies, tools, jigs, and fixtures	01		132.0	131.4	134.4	3.3	2.3
Jigs/fixtures; other types, under 1000 lbs.	0103		180.0	180.0	199.4	18.5	10.8
Forming and drawing dies, 500 lbs. and under	0107		124.6	132.5	130.2	4.7	-1.7
Stamping dies, progressive type, high speed steel	0111		101.2	101.2	101.2	0	0
Stamping dies, progressive type, other steel	0112	12/86	110.9	110.9	110.9	0	0
All other stamping-type dies	0114		117.6	117.6	117.6	0	0
Other specially designed tooling and prototypes	0129	12/86	109.3	109.3	109.3	0	0
Industrial molds	03		126.2	126.5	126.6	3.2	.1
Die casting molds	0301		124.4	125.7	126.4	3.4	.6
Injection molds for plastic products	0305		124.4	124.4	124.4	2.5	0
General purpose machinery and equipment	114		133.2	134.2	134.5	2.1	.2
Pumps, compressors, and equipment	1141		133.3	135.0	135.2	1.9	.1
Industrial pumps	02		140.0	142.0	142.2	1.9	.1
Reciprocating pumps	0202		125.0	125.6	126.4	1.3	.6
Turbine pumps	0211		136.2	136.2	137.6	1.1	1.0
Rotary pumps	0231		152.0	154.9	155.3	3.1	.3
Centrifugal pumps	0241	12/83	144.9	147.5	147.3	2.1	-.1
Diaphragm pumps	0251	12/83	129.6	129.9	129.9	.1	0
Other industrial pumps	0261	12/83	122.4	123.5	125.2	2.3	1.4
Stationary air compressors	03		129.9	131.6	131.6	1.4	0
Stationary gas compressors	04		148.0	150.1	150.1	5.5	0
Other compressors	05	06/84	140.4	140.4	140.6	.9	.1
Vacuum pumps	06	06/84	149.0	151.0	151.2	3.8	.1
Air/gas compress. & vac. pump pts./attach.	07	06/84	118.2	118.2	118.4	.3	.2
Industrial spraying equipment	08	06/84	117.8	119.2	120.7	2.5	1.3
Measuring & dispensing pumps	09	06/84	122.6	124.5	124.4	1.6	-.1
Gasoline dispensing pumps, computing type	0901	06/84	106.8	106.8	106.8	.1	0
Lubricating-oil and grease dispensing equipment	0903	06/84	151.9	158.5	158.5	4.3	0
Other measuring and dispensing pumps	0905	06/84	126.2	129.3	128.9	2.2	-.3
Other pumps, including parts	12	12/83	137.3	138.8	138.9	1.7	.1
Domestic sump pumps	1203	06/90	112.6	113.6	113.8	1.0	.2
All other pumps	1209	12/83	135.7	138.5	138.5	2.1	0
Parts and attachments for pumps	1211	12/83	137.7	139.0	139.1	1.8	.1
Elevators, escalators, and other lifts	1142		111.6	112.2	112.0	1.7	-.2
Elevators & escalators	01		107.9	107.9	108.1	2.3	.2
Geared electric passenger elevators	0102		110.6	110.6	110.6	1.5	0
Hydraulic passenger elevators	0105		117.4	117.4	117.8	2.7	.3
Hydraulic freight elevators	0107		108.8	108.8	[2]	[2]	[2]
Other non-farm elevators, including dumbwaiters, etc	0109		126.9	127.3	127.3	.3	0
Elevator and escalator parts & attachments	02		128.5	128.5	128.5	0	0
Fluid power equipment	1143		136.4	137.1	137.9	2.3	.6
Fluid power pumps and parts	01		138.8	137.7	137.7	.8	0
Fluid power valves	02		142.3	143.9	145.3	2.8	1.0
Fluid power accum/cushions/cyls. & parts	03		133.8	135.9	136.4	2.6	.4
Fluid power hose and tube fittings	04		131.7	132.4	133.9	3.7	1.1
Parts for fluid power valves	05	06/91	110.2	108.7	108.7	-1.0	0
Industrial material handling equipment	1144		121.3	121.9	121.9	1.8	0
Conveying equipment	02		121.3	122.2	122.6	2.4	.3
Unit handling convey/convey sys hoists/farm elvators	0212	06/84	115.4	116.4	116.5	3.0	.1
Parts/acces. for unit handling conveyors & conv. sys	0214	06/84	131.3	132.7	133.0	2.4	.2
Bulk mtl hndlg conveyors & conveying sy ex ho & farm	0216	06/84	116.4	116.5	116.9	.4	.3
Pts & access for bulk mtl hdlg conveyors & conv sys	0218	06/84	134.3	136.0	138.5	4.4	1.8
Industrial trucks and tractors	03		120.0	120.1	119.2	.5	-.7
Electric trucks, operator-riding	0351		115.6	115.1	115.6	1.4	.4
Motorized handtrucks	0352		114.2	114.3	114.3	2.1	0
Internal combustion trucks, under 6,000 lbs.	0361		118.0	117.9	117.9	2.0	0
Internal combustion trucks, 6,000 - 14,999 lbs.	0362		123.8	124.1	124.1	3.2	0
All other industrial trucks and tractors	0377	12/86	110.3	110.8	110.7	.1	-.1
Parts, attachments, and accessories	0378	12/86	122.4	122.4	118.2	-3.3	-3.4
Hoists, cranes and stacking machines	04		126.0	127.4	128.1	3.6	.5
Hoists, including parts	0481	12/84	121.2	121.3	122.4	2.2	.9
Cranes, including parts	0485	12/84	121.4	124.3	124.5	5.8	.2
Mechanical power transmission equipment	1145		138.2	140.2	141.1	4.3	.6
Speed changers, drives, gears	01		138.0	140.1	140.9	4.3	.6
Speed reducers, fixed ratio, enclosed	0106	12/83	155.3	159.0	160.4	9.7	.9
Gear motors	0107	12/83	129.5	131.7	132.2	1.6	.4
Loose gear, pinions and racks	0108	12/83	120.7	120.8	121.2	-.2	.3
Mechanical-variable speed changers	0109	12/83	121.3	123.7	123.7	1.9	0
Industrial high speed drives	0112	12/83	129.8	129.8	129.8	1.5	0
Parts/components for speed changers,	0114	12/83	141.3	146.0	147.3	6.0	.9
Other power transmission equipment	02	12/84	130.2	131.9	132.9	4.3	.8
Plain bearings and bushings	0201	12/84	116.9	118.9	120.9	4.4	1.7
Clutches	0202	12/84	140.9	143.0	143.1	7.6	.1
Flexible couplings	0203	12/84	124.0	124.3	125.1	1.8	.6

See footnotes at end of table.

Digitized for FRASER
http://fraser.stlouisfed.org/
Federal Reserve Bank of St. Louis

Table 6. Producer price indexes and percent changes for commodity groupings and individual items—Continued

(1982=100 unless otherwise indicated)

Commodity	Commodity code	Other index base	Index			Unadjusted percent change to Apr. 1994 From:	
			Dec. 1993[1]	Mar. 1994[1]	Apr. 1994[1]	Apr. 1993	Mar. 1994
Mechanical power transmission equipment--Continued	1145						
Chains for sprocket drives	0204	12/84	122.2	123.6	125.7	4.5	1.7
Sprockets	0205	12/84	123.5	(2)	123.5	3.2	(2)
Pulleys	0206	12/84	118.9	119.4	121.1	5.6	1.4
Other power transmission equipment, incl. sheaves	0209	12/84	135.6	137.6	138.1	2.4	.4
Universal joints, ball joints, drives & flex. shafts	0211	06/89	117.5	119.7	119.8	4.4	.1
Scales and balances	1146		105.7	106.7	107.0	1.4	.3
Vehicle and industrial scales	11	12/91	103.9	105.0	105.0	3.0	0
Motor truck scales	1131		108.6	111.6	110.2	1.8	-1.3
Bench and portable scales	1133		124.0	126.1	126.1	6.7	0
Floor scales	1134		134.0	139.1	(2)	(2)	(2)
Misc. industrial scales	1137		122.1	122.3	122.8	2.5	.4
Retail, commercial, household, & mail scal	12	12/91	90.8	91.9	92.7	1.4	.9
Parts, attachments, and accessories	13	12/91	93.4	93.4	93.4	-3.5	0
Attachments and accessories	1343		96.8	96.8	96.8	-6.2	0
Fans and blowers, except portable	1147		132.4	133.0	133.0	1.1	0
Centrifugal fans and blowers	0141	12/83	130.3	130.5	129.1	1.9	-1.1
Propeller fans and accessories	0142	12/83	157.8	158.3	158.3	1.0	0
Dust collection & air purification equip.	0143	12/83	126.5	127.5	128.9	0	1.1
Dust collection and a/c equip.	0144	12/83	116.8	117.7	117.7	1.7	0
Air conditioning and refrigeration equip	1148		126.7	127.2	127.2	1.4	0
Heat transfer equipment	01		132.5	133.8	133.5	1.2	-.2
Central station a/c unit	0107		153.0	155.4	154.7	1.9	-.5
Finned coils, all types	0117		114.4	115.1	114.8	.3	-.3
Other heat transfer equipment	0131	12/82	140.1	139.2	139.2	.4	0
Unitary air conditioners	02		115.9	116.3	116.4	1.5	.1
Year-round air conditioners	0205		128.0	125.6	127.6	2.3	1.6
Air conditioners, except window and wall units	0209		124.0	126.4	126.6	2.3	.2
Split system, condensing unit	0219		104.2	106.2	105.2	1.4	-.9
Heat pumps	0225	12/89	101.1	101.1	101.1	.9	0
Commercial refrigeration equipment	03		142.3	143.1	143.7	.8	.4
Refrigeration enclosures	0301	12/82	141.8	142.0	142.5	.6	.4
Mechanical beverage cooling and dispensing equipment	0311	12/82	139.8	139.8	140.3	.4	.4
Other commercial refrigeration equipment	0319	12/82	137.7	139.8	139.8	.9	0
Refrigerant compressors	04		118.6	119.3	119.2	4.0	-.1
Refrigeration condensing units	05		129.1	133.2	132.6	4.2	-.5
Other a/c and refrigeration equipment	06		129.2	129.6	129.3	.1	-.2
Icemaking machines	0603		126.4	128.1	128.1	1.3	0
Evaporative air cooler	0617		107.6	111.8	112.1	1.9	.3
Mobile vehicle mechanical a/c system	0621	12/82	118.4	118.6	118.6	-.7	0
Liquid chiller, centrifugal and reciprocating	0623	12/82	140.5	141.1	141.1	1.8	0
Soda fountain and beer dispensing equipment	0625	12/82	143.2	(2)	(2)	(2)	(2)
Other refrigeration machinery/air conditioning equip	0628	12/89	111.5	(2)	111.5	.1	(2)
Parts & accessories for a/c & refrig. equi	09	12/89	110.1	109.0	109.8	-.3	.7
Miscellaneous general purpose equipment	1149		142.8	144.3	144.4	2.5	.1
Metal valves, except fluid power	02	12/82	138.1	139.0	139.4	2.0	.3
Gates, globes, angles, and checks	0201	12/82	134.6	136.8	136.5	2.6	-.2
Ball valves	0202	12/82	137.8	138.3	138.3	-.8	0
Butterfly valves	0203	12/82	116.7	118.9	119.4	.3	.4
Plug valves	0204	12/82	146.0	146.3	146.3	2.0	0
Plumbing and heating valves (low pressure)	0205	12/82	131.0	132.1	132.4	1.8	.2
Control valves	0206	12/82	141.6	141.7	141.7	-.2	0
Regulator valves	0207	12/82	139.1	139.3	142.9	3.9	2.6
Solenoid valves	0208	12/82	146.2	146.0	146.2	1.2	.1
Other valves	0209	12/82	147.1	147.8	147.9	5.6	.1
Metal pipe fittings, flanges, and unions	03	12/82	159.3	163.3	163.3	4.7	0
Ball and roller bearings	05		143.2	144.8	145.0	2.7	.1
Angular contact ball bearings	0518	06/83	160.0	160.7	161.0	-4.5	.2
Other single row conrad ball bearings, prec. & reg.	0526	06/83	159.4	159.4	159.3	.8	-.1
Mounted bearings	0534	06/83	152.7	153.4	153.4	2.8	0
Ball and roller bearing parts and components	0535	06/83	145.9	150.7	151.1	4.9	.3
Thrust ball bearings	0536	06/83	125.2	125.2	126.7	1.2	1.2
Taper roller bearings	0537	06/83	121.7	123.4	123.6	2.1	.2
Roller bearings, except taper	0538	06/83	156.0	158.5	159.0	2.5	.3
Other ball bearings	0539	06/89	109.6	111.6	111.6	2.0	0
Industrial patterns	07	12/84	119.3	119.6	119.5	.1	-.1
Filters and strainers	08	12/84	139.3	140.5	140.6	2.8	.1
Other miscellaneous general purpose equipm	11	12/84	139.7	140.4	140.3	1.9	-.1
Electronic computers and computer equipm	115	12/90	58.9	58.1	57.6	-9.3	-.9
Electronic computers	1151	12/90	60.0	59.0	58.9	-8.3	-.2
Large-scale general purpose computers	0111	12/92	84.4	84.0	84.0	-3.8	0
Mid-range general purpose computers	0112	12/92	93.9	92.1	92.1	-6.2	0
Personal computers and workstations	0114	12/92	81.6	80.4	80.5	-11.8	.1
Portable computers	0115	12/92	79.4	77.4	76.4	-16.2	-1.3
Other computers	0121	12/92	99.0	94.6	94.6	-4.4	0

See footnotes at end of table.

Digitized for FRASER
http://fraser.stlouisfed.org/
Federal Reserve Bank of St. Louis

Table 6. Producer price indexes and percent changes for commodity groupings and individual items—Continued

(1982=100 unless otherwise indicated)

Commodity	Commodity code	Other index base	Index			Unadjusted percent change to Apr. 1994 From:	
			Dec. 1993[1]	Mar. 1994[1]	Apr. 1994[1]	Apr. 1993	Mar. 1994
Computer storage devices	1152	12/92	79.4	76.2	76.3	-14.0	0.1
Computer storage devices, except parts	01	12/92	78.7	75.2	75.4	-14.7	.3
Computer terminals and parts	1153	12/93	100.0	100.0	100.0	(2)	0
Computer terminals	01	12/93	100.0	100.0	100.0	(2)	0
Computer peripheral equipment and parts	1154	12/93	100.0	102.0	98.9	(2)	-3.0
Optical scanning devices	01	12/93	(2)	100.0	100.0	(2)	0
Computer printers	02	12/93	100.0	99.3	98.9	(2)	-.4
Other input/output devices, inc. monitors	03	12/93	100.0	98.4	97.8	(2)	-.6
Other peripheral equipment	04	12/93	(2)	94.4	(2)	(2)	(2)
Special industry machinery and equipment	116		144.7	145.6	145.8	1.7	.1
Food products machinery	1161		150.1	151.7	152.0	4.3	.2
Dairy industry machinery	01		149.6	150.5	150.5	8.7	0
Commercial food production machinery	04		147.5	149.0	149.4	3.4	.3
Industrial food production machinery	05	12/83	140.7	142.7	142.9	3.3	.1
Textile machinery and equipment	1162		144.2	144.9	144.7	.4	-.1
Textile machinery	12	06/86	130.7	131.1	130.8	.2	-.2
Industrial sewing machines	66		123.9	125.2	125.1	.8	-.1
Textile machinery parts and attachments	77		147.3	148.0	148.0	.5	0
Woodworking machinery and equipment	1163		131.8	133.2	131.9	.4	-1.0
Other than for home workshops	01		125.2	126.4	124.8	2.1	-1.3
Sawmill equipment	0101		130.5	132.7	132.7	2.7	0
Straight-line machinery: planers, sanders, etc.	0104		132.7	135.3	138.1	4.7	2.1
Boring and carving machinery, dovetailers, etc.	0105		117.0	117.3	117.3	1.6	0
Other woodworking machinery: lathes, presses, etc.	0106		174.0	176.7	176.7	1.7	0
All other parts, attachments, and accessories	0108		118.8	119.5	119.5	.6	0
Woodworking power saw blades	05		130.4	130.8	130.8	-5.8	0
Solid tooth	0521		123.2	123.2	123.2	0	0
Inserted tooth	0522		111.9	112.9	112.9	.9	0
Paper industries machinery	1164	06/82	145.6	147.3	147.4	2.1	.1
Pulp mill machinery	0103	06/82	137.5	141.9	141.9	4.0	0
Papermill machinery	0105	06/82	140.0	141.4	141.4	1.6	0
Paper and paperboard converting equipment	0107	06/82	160.4	161.9	162.4	2.8	.3
Printing trades machinery and equipment	1165		130.0	131.0	131.0	1.2	0
Printing presses, offset	01		140.1	140.4	140.4	.9	0
Web fed printing presses	0112	12/82	139.2	139.6	139.6	.8	0
Bookbinding machinery and equipment	05		147.4	147.7	147.7	1.0	0
Printing presses, other than lithographic	06	12/82	150.6	155.5	155.7	5.4	.1
Other printing machinery and equipment	09	12/82	130.8	131.2	131.2	-.2	0
Other special industry machinery	1166		147.5	147.7	148.0	.9	.2
Plasticworking machinery	03		150.8	150.8	151.3	.9	.3
Other plasticworking machinery and parts	0306		144.5	144.5	144.7	1.2	.1
Chemical industry machinery	04		133.5	134.2	135.0	1.1	.6
Chemical mixers	0412		111.6	111.6	111.6	0	0
Automotive maintenance equipment	05	06/83	128.6	129.0	129.2	.5	.2
Miscellaneous industry machinery	06		150.6	150.7	151.0	.9	.2
Tobacco machinery and parts	0624		199.7	201.8	201.8	10.4	0
Concrete machinery and parts	0626		138.7	142.9	142.9	5.2	0
Glassmaking machinery and parts	0627		154.1	153.8	153.8	-.1	0
Foundry machinery and parts	0632	06/83	129.4	129.4	129.4	2.1	0
Semiconductor manufacturing machinery and parts	0638	06/87	121.0	120.4	120.4	-.5	0
Other machinery and parts	0645	06/87	128.4	128.6	129.0	1.3	.3
Packing and packaging machinery	1167		160.0	161.3	161.4	3.0	.1
Filling and capping machines	01		165.8	167.5	167.7	2.6	.1
Form-fill-seal machines	0103		187.5	187.5	188.2	.9	.4
Capping, sealing, and lidding machines	0107	12/83	144.6	145.3	145.1	5.8	-.1
Filling machines	0108	12/83	131.9	135.1	135.1	2.4	0
Machinery for processing pkgs. & bottles	03		146.1	148.1	147.4	2.8	-.5
Casing machines	0302		156.0	158.2	158.6	5.5	.3
Labeling and coding machinery	0307	12/83	130.3	132.0	130.6	.8	-1.1
Other packing & packaging machinery & pa	04	12/83	146.0	146.8	147.3	3.3	.3
Wrapping, banding, bundling and fastening machines	0401	12/83	148.6	149.8	150.0	2.5	.1
Parts for packing and packaging machinery	0403	12/83	128.8	129.7	129.5	6.6	-.2
Other packing and packaging machines	0404	12/88	116.4	116.8	117.6	1.9	.7
Service industry machinery and parts	1168	06/82	144.9	146.6	147.1	2.7	.3
Nonelectric commercial cooking equipment	0101	06/82	164.6	167.8	168.1	3.3	.2
Electrical commercial cooking equipment	0102	06/82	146.3	147.6	147.9	2.6	.2
Commercial floor maintenance machinery, ex. vacuums	0104	06/82	149.0	150.6	150.8	1.6	.1
Commercial dishwashing machines	0105	06/82	159.7	161.1	163.7	2.5	1.6
Sewage treatment equipment	0106	06/82	166.4	173.9	173.9	6.8	0
Garbage and trash compactors	0108	06/82	136.3	136.3	137.8	5.0	1.1

See footnotes at end of table.

Digitized for FRASER
http://fraser.stlouisfed.org/
Federal Reserve Bank of St. Louis

Table 6. Producer price indexes and percent changes for commodity groupings and individual items—Continued

(1982 = 100 unless otherwise indicated)

Commodity	Commodity code	Other index base	Index			Unadjusted percent change to Apr. 1994 From:	
			Dec. 1993[1]	Mar. 1994[1]	Apr. 1994[1]	Apr. 1993	Mar. 1994
Service industry machinery and parts--Continued	1168						
Commercial and industrial vacuum cleaners & parts	0111	06/82	142.6	143.1	143.9	1.3	0.6
Water softeners	0113	12/87	112.3	112.4	112.4	.4	0
Water heaters	0115	12/87	126.8	127.7	128.5	3.2	.6
High pressure cleaning and blasting machinery	0116	12/87	128.5	128.5	128.5	2.2	0
Other industrial and commercial service machines	0118	06/82	131.8	132.4	133.5	-.4	.8
Parts & acces. ex. cooking equip. & vacuum parts	0121	06/82	132.4	132.9	133.1	1.5	.2
Parts and access. for commercial cooking equipment	0122	12/87	117.5	112.9	113.4	-2.9	.4
Commercial laundry & dry cleaning equip.	1169	12/82	136.8	137.9	139.4	3.6	1.1
Laundry equipment	01	12/82	138.9	140.1	141.8	3.7	1.2
Washer-extractor combinations	0103	12/82	134.1	134.0	135.7	1.3	1.3
Drying tumblers	0104	12/82	142.0	(2)	(2)	(2)	(2)
Other commercial laundry equipment	0107	12/82	136.3	136.5	136.5	1.0	0
Dry cleaning equipment	02	12/82	152.9	155.1	(2)	(2)	(2)
Parts, attachments, and accessories	03	12/82	111.8	111.8	113.2	3.1	1.3
For commercial laundry equipment	0301	12/82	95.6	95.6	97.3	1.6	1.8
Electrical machinery and equipment	117		122.7	123.3	123.7	.9	.3
Wiring devices	1171		139.2	140.6	140.6	1.4	0
Current carrying	01		127.7	128.0	128.2	.8	.2
Attach. plug cap & flanged inlet, ex. pin & sleeve	0106	12/86	131.6	(2)	(2)	(2)	(2)
Incandescent lampholders	0109		(2)	164.5	164.5	(2)	0
Pin & sleeve: outlet, plug cap & connector body	0112		(2)	198.7	198.7	(2)	0
Convenience and power outlet: 2-pole, 3-wire and up	0113		123.2	(2)	(2)	(2)	(2)
Dimmers and all other special purposes switches	0123		127.8	130.8	(2)	(2)	(2)
Metal contacts, precious and all other	0124		(2)	110.9	110.9	(2)	0
Blade or pin wire connectors	0131		(2)	113.6	113.6	(2)	0
Other wire connectors	0135	12/86	(2)	103.8	103.8	(2)	0
Terminal blocks	0136		(2)	157.7	159.5	(2)	1.1
Other current carrying wiring devices	0137		132.5	132.4	133.2	1.4	.6
General-use flush-mounted switches, except dimmers	0138	12/93	100.0	101.0	101.0	(2)	0
Pressure connectors	0139	12/93	100.0	100.0	100.0	(2)	0
Noncurrent carrying	02		153.6	156.3	156.0	2.0	-.2
Plastic boxes and covers	0264		159.8	(2)	(2)	(2)	(2)
Stamped metal outlet box	0266		196.8	(2)	(2)	(2)	(2)
Stamped metal switch and receptacle box	0267		173.6	174.4	174.4	.5	0
Metal raceway and wireway: surface and underfloor	0276		134.3	136.2	136.2	2.1	0
Fittings: cast conduit body, cover, and gasket	0278		234.4	250.5	244.0	4.1	-2.6
Fittings, except cast conduit body, cover, & gasket	0279		168.7	174.4	173.9	3.0	-.3
EMT fittings	0281		118.6	118.9	(2)	(2)	(2)
Cable, cord and flexible conduit fittings	0282	06/83	159.3	159.8	159.8	-1.1	0
Other electrical metal conduit fittings	0283		151.5	151.6	(2)	(2)	(2)
Cast metal box, cover, gasket, & access.: junction	0284		163.1	(2)	(2)	(2)	(2)
Cast metal box, cover, gasket & access. ex. junction	0285		(2)	182.9	182.9	(2)	0
Commercial pole and transmission line hardware	0286		142.5	145.3	145.2	2.5	-.1
Flexible nonmetallic conduit	0294	12/86	124.3	125.8	125.2	.7	-.5
Other noncurrent-carrying wiring devices	0298		158.0	160.7	160.4	4.2	-.2
Integrating and measuring instruments	1172		137.6	138.4	138.2	1.5	-.1
Integrating instruments	04	12/83	105.1	104.3	104.5	-1.4	.2
Test equip.- elect. character. & signals	05	12/83	132.6	133.3	133.3	1.8	0
Indicating and recording instruments	06	12/83	129.4	132.2	129.9	.2	-1.7
Motors, generators, motor generator sets	1173		139.4	139.8	140.2	1.2	.3
Fractional horsepower motors & generators	03	06/83	130.4	131.3	131.3	1.2	0
Alternating current motors	0303	06/83	136.9	138.5	138.6	1.6	.1
Universal motors (cased)	0307	06/83	158.1	(2)	158.1	-1.2	(2)
All other fractional horse power motors, n.e.c.	0399	12/92	106.2	106.7	106.6	-.1	-.1
Integral horsepower motors	04	06/83	134.6	132.7	134.6	.4	1.4
Motors and generators, d.c.	0401	06/83	138.0	125.3	134.7	4.0	7.5
Generators, a.c., exc. turbine driven	0402	06/83	106.7	106.7	106.9	1.1	.2
Motors, a.c.	0403	06/83	137.5	137.8	138.3	-.5	.4
Prime mover gen. sets	07	06/83	132.3	133.6	133.6	1.3	0
Parts and supplies	09	06/83	132.0	132.3	133.0	1.8	.5
Transformers and power regulators	1174		124.2	124.9	124.0	1.4	-.7
Fluorescent lamp ballasts	02		129.4	129.4	129.4	0	0
Correct power factor type	0205		129.6	129.6	129.6	0	0
Distribution transformers	03		109.4	109.6	107.9	-.1	-1.6
Liquid immersed, pole type, single phase	0301		110.1	110.5	108.7	-.1	-1.6
Liquid immersed, pad mount, single phase	0303		105.0	105.0	104.1	1.0	-.9
Liquid immersed, three phase	0307		116.6	(2)	113.9	-1.6	(2)
Dry type, single or three phase	0315		166.5	169.7	169.7	10.6	0
Small power transformers	05		124.6	126.3	124.6	1.1	-1.3
2501-10000 KVA, liquid immersed	0504		156.3	161.6	154.1	2.3	-4.6
Secondary unit substation	0511		99.6	101.0	100.6	1.6	-.4
Large power transformers	06		115.3	111.4	110.5	-4.3	-.8
10001-30000 KVA, w/o LTC	0623		87.6	78.7	78.1	-9.4	-.8
Specialty and all other transformers	07		139.6	142.7	142.7	2.6	0

See footnotes at end of table.

Digitized for FRASER
http://fraser.stlouisfed.org/
Federal Reserve Bank of St. Louis

Table 6. Producer price indexes and percent changes for commodity groupings and individual items—Continued

(1982=100 unless otherwise indicated)

Commodity	Commodity code	Other index base	Index			Unadjusted percent change to Apr. 1994 From:	
			Dec. 1993[1]	Mar. 1994[1]	Apr. 1994[1]	Apr. 1993	Mar. 1994
Transformers and power regulators--Continued	1174						
Open core/coil and units end-bell enclosed	0701		136.3	([2])	141.4	3.7	([2])
General purpose transformers	0711		130.4	([2])	133.7	3.5	([2])
Other transformers	0731		169.9	171.6	171.6	2.1	0
Switchgear, switchboard, etc. equipment	1175		135.4	136.2	136.8	1.7	.4
Industrial controls	07		134.2	134.2	134.4	1.2	.1
Switchgear,exc.ducts & contr.circuit relay	11	06/85	123.1	124.2	124.3	-.6	.1
Power circuit breakers, all types	12	06/85	105.2	104.8	106.1	1.3	1.2
Panelboards& switching & interrupting devs	13	06/85	131.5	133.8	134.4	3.1	.4
Fuses/equip. < 2300 volts ex. power dist c	14	06/85	147.7	147.7	147.7	0	0
Molded case circuit breakers	15	06/85	125.6	128.4	130.5	5.6	1.6
Relays for switchgear & industrial control	18	06/90	115.1	115.5	115.7	2.2	.2
Communication and related equipment	1176	12/85	109.7	110.1	111.0	1.8	.8
Telephone and telegraph equipment	01	12/85	114.0	115.3	115.3	2.5	0
Line transmission equipment	0111	12/85	161.3	161.4	161.4	.4	0
Switching equipment	0121	12/85	107.8	109.2	109.2	2.8	0
Telephone sets	0131	12/85	81.3	81.5	81.3	-2.8	-.2
Other telephone and telegraph apparatus	0141	12/85	119.2	123.2	123.2	11.0	0
Radio & television communication equipment	02	12/85	109.1	109.2	110.4	1.6	1.1
Broadcast, studio and related equipment	0201	12/85	106.7	106.7	107.0	-.4	.3
Radio communication, fiber optics & related equip.	0202	12/85	111.5	112.2	112.9	1.8	.6
Intercom, alarm & traffic control systems	0203	12/85	105.0	106.5	106.1	1.0	-.4
Radar, sonar & other search/detection/tracking equip	0204	12/85	115.9	115.9	116.9	.5	.9
Electronic warfare & missile systems & equipment	0205	12/85	93.4	93.0	96.5	3.3	3.8
Navigation systems for aircraft, ships & ground	0206	12/85	110.7	110.7	110.9	1.3	.2
Other electronic equipment & devices, n.e.c.	0209	12/85	114.3	114.6	114.7	2.3	.1
Electric lamps/bulbs and parts	1177		135.0	135.2	135.0	-.6	-.1
Incandescent	01		140.7	141.7	141.6	.5	-.1
Other than incandescent	02		130.9	129.9	129.7	-2.3	-.2
Flourescent, hot cathode	0221	12/83	104.2	102.9	102.7	-3.5	-.2
Other electric discharge	0222	12/83	129.8	130.0	130.0	.2	0
Electronic components and accessories	1178		117.2	117.5	117.8	-.4	.3
Cathode ray T.V. picture tube	02		96.5	96.5	96.5	0	0
Power, transmitter, special purpose tubes	03		150.9	151.7	151.7	3.5	0
Capacitors	11		96.2	95.8	95.7	-.3	-.1
Paper, plastic, metalized and dual, fixed	1141	12/92	100.0	100.0	100.0	0	0
Tantalum electrolytic, fixed	1142	12/92	99.3	99.4	99.2	1.4	-.2
Aluminum electrolytic, fixed	1143	12/92	100.0	100.0	100.0	0	0
Single-layer, ceramic dielectric, fixed	1144	12/92	100.7	100.7	100.7	.7	0
Multi-layer, ceramic dielectric, fixed	1145	12/92	96.5	93.8	93.8	-3.3	0
Resistors for electric applications	12		136.5	137.2	137.6	1.5	.3
Thermistors	1261		108.5	110.6	110.1	1.5	-.5
Other fixed resistors	1289	12/92	98.7	99.0	99.6	.7	.6
Relays	21		143.6	147.4	147.4	2.0	0
Switches, mechanical (electronic appl.)	22	06/82	149.4	151.5	151.5	2.6	0
Connectors	24		142.6	144.8	144.9	1.8	.1
Coaxial connectors (radio frequency)	2411		207.5	212.0	211.4	1.2	-.3
Rack and panel, integral shell	2431		130.7	130.6	130.6	4.0	0
Rack and panel, other	2432		109.6	120.5	121.7	6.7	1.0
Printed circuit, card insertion	2441		118.4	121.0	121.0	2.5	0
Printed circuit, two-piece type	2442		127.7	127.7	127.7	0	0
Miscellaneous special types	2467		135.0	136.1	136.1	1.1	0
Parts for connectors	2471	12/86	112.7	112.7	112.7	1.8	0
Magnetic and optical recording media	25		70.9	70.1	70.6	-5.9	.7
Filters, crystals, and transducers	28	06/82	108.6	106.4	106.7	-2.9	.3
Filters and crystals	2891	06/82	110.1	109.3	108.0	0	-1.2
Transducers	2892	06/82	110.2	106.6	108.3	-5.8	1.6
Antennae & parts for electronic components	29	06/91	93.7	95.0	94.8	-5.0	-.2
Antennae and antenna systems	2901	06/91	101.4	([2])	([2])	([2])	([2])
Parts for electronic components, n.e.c.	2903	06/82	126.2	128.1	127.9	-4.7	-.2
Diodes	31		119.4	119.2	119.0	.3	-.2
Rectifier or other power diodes and assemblies	3104		139.5	139.2	138.7	1.2	-.4
Transistors	35		93.8	92.7	92.8	-.3	.1
Signal transistor	3507		95.7	95.7	95.7	.4	0
Power	3508	06/91	101.7	99.4	99.8	-.9	.4
Optoelectronic devices	37		87.7	87.7	87.7	-.3	0
Other optoelectronic devices	3717		106.8	106.8	106.8	-.4	0
Digital bi-polar integrated circuits	41		88.1	88.1	88.0	-2.2	-.1
Bipolar logic, TTL	4103		91.9	91.9	91.9	3.5	0
Bipolar logic, except TTL	4112		83.9	83.9	83.9	-4.1	0
Digital MOS integrated circuits	42		50.8	50.7	51.8	5.3	2.2
MOS, memory	4221		39.9	40.4	41.1	11.4	1.7
MOS, except memory	4223		60.2	59.8	61.5	.5	2.8
MOS, microprocessor	4225		73.0	71.6	73.0	1.1	2.0
Linear integrated circuits	45		92.0	92.0	92.1	-1.8	.1
Amplifier	4552		90.2	90.9	90.8	-3.1	-.1
Interface	4556		57.3	57.8	57.6	4.5	-.3

See footnotes at end of table.

Digitized for FRASER
http://fraser.stlouisfed.org/
Federal Reserve Bank of St. Louis

Table 6. Producer price indexes and percent changes for commodity groupings and individual items—Continued

(1982=100 unless otherwise indicated)

Commodity	Commodity code	Other index base	Index			Unadjusted percent change to Apr. 1994 From:	
			Dec. 1993[1]	Mar. 1994[1]	Apr. 1994[1]	Apr. 1993	Mar. 1994
Electronic components and accessories--Continued	1178						
Other analog integrated circuits	4558		101.6	101.4	101.6	-2.0	0.2
Hybrid integrated circuits	46		116.1	113.7	113.7	-1.6	0
Thick film	4609		92.1	92.1	92.1	1.3	0
Other semiconductor devices and parts	48		104.1	104.3	104.3	.7	0
Other finished semiconductor devices	4801		101.5	101.5	101.5	0	0
Dice and wafers	4815		94.2	94.5	94.5	1.2	0
Other semiconductor parts, except dice and wafers	4817		123.0	123.2	123.2	.2	0
Printed circuits and cable assemblies	51	06/82	109.3	108.6	109.1	-4.7	.5
Printed circuit boards	5191	06/82	108.9	108.1	108.7	-5.1	.6
Cable assemblies, electronic	5192	06/82	114.8	114.6	115.1	.3	.4
Static power, pulse & frequency converters	52	06/82	155.3	155.3	155.3	-3.2	0
Electronic transformers and coils	53	06/82	135.2	136.1	136.2	1.3	.1
Audio transformers	5305	06/82	137.7	137.2	137.7	2.0	.4
Power transformers	5309	06/82	115.6	115.8	115.9	.6	.1
Television transformers and reactors	5315	06/82	116.7	116.7	116.7	0	0
Toroidal windings, all types	5317	06/82	162.7	163.1	163.1	.2	0
Other inductors for electronic applications	5319	06/82	143.2	144.8	145.0	1.6	.1
MW components, ex tubes, semicon., antenna	57	06/82	133.3	133.3	130.8	-.2	-1.9
Complex component assemb., packs, modules	61	06/82	134.7	136.9	136.6	1.6	-.2
Miscellaneous electrical mach and equip	1179		111.3	112.0	112.1	1.0	.1
Storage batteries	01		95.5	96.7	97.5	-.3	.8
Lead acid batteries, 1.5 cubic foot or less	0103	12/84	99.2	101.2	100.9	-.6	-.3
Lead acid batteries, larger than 1.5 cubic foot	0104	12/84	117.9	116.7	124.4	1.4	6.6
Storage batteries other than lead acid, incl. parts	0105	12/84	126.3	126.0	126.1	-.9	.1
Primary batteries, dry and wet	02		140.8	141.3	141.5	1.0	.1
Primary cells/batteries, vol. 18.3 cu. inchs or less	0224	12/92	102.1	102.6	102.7	.6	.1
Primary cells/batteries, vol. more than 18.3 cu. in.	0225	12/92	101.1	101.4	101.6	1.4	.2
Carbon and graphite products	03		106.4	109.8	109.8	6.2	0
Automotive generator brushes	0331		112.4	112.7	112.1	.2	-.5
Contacts, brushplates and brushes, except automotive	0333	06/85	121.6	123.5	123.3	2.2	-.2
Other carbon and graphite products, mechanical	0341	06/85	139.2	139.4	139.4	.5	0
Other carbon and graphite products, non-mechanical	0343	06/85	106.3	108.2	108.5	3.0	.3
X-ray and electromedical equipment	05		113.4	113.6	113.4	-.5	-.2
Irradiation equipment	0512	06/85	106.8	106.8	106.9	.1	.1
Diagnostic electromedical equipment	0514	06/85	91.9	90.7	89.8	-5.0	-1.0
Electrotherapeutic equipment	0516	06/85	99.3	97.5	98.2	-2.9	.7
Patient monitoring equipment	0518	06/85	110.7	111.4	111.2	1.9	-.2
Parts and accessories for electromedical equipment	0524	06/85	138.6	138.5	138.5	3.2	0
Engine electrical equipment	06		120.9	121.2	121.4	1.8	.2
Cable sets and ignition wiring harnesses	0601	12/82	117.3	119.0	119.0	1.8	0
Regulators for battery charging generators	0602	12/82	134.6	136.8	136.6	1.5	-.1
Battery charging alternators and generators	0603	12/82	122.2	122.2	122.4	8.4	.2
Starting motors	0604	12/82	120.0	118.0	119.0	2.1	.8
Spark plugs	0605	12/82	118.1	118.1	118.1	.2	0
Other engine electrical equipment	0606	12/82	121.0	121.7	121.7	.5	0
Electrical equipment, n.e.c.	07	12/85	115.7	116.1	116.3	.7	.2
Porcelain electrical supplies, ex insulato	08	12/85	112.9	113.2	112.9	.7	-.3
Electrical industrial apparatus, n.e.c.	29	12/85	105.3	105.9	105.9	.9	0
Industrial capacitors	2901	12/85	82.8	83.7	83.7	-1.6	0
Rectifying apparatus	2902	12/85	107.1	107.7	107.8	1.2	.1
Industrial coil windings & other misc. equipment	2903	12/85	120.0	120.6	120.2	.9	-.3
Miscellaneous instruments	118		138.5	139.2	139.5	1.5	.2
Environmental controls	1181		137.0	138.7	138.7	3.1	0
Building comfort controls	01		144.4	146.8	146.8	4.7	0
Appliance regulation controls	02		121.4	121.5	121.6	-1.3	.1
Process control instruments	1182	06/83	138.2	139.5	139.9	1.5	.3
Display and control receiver type instruments	0111	06/83	135.5	136.4	137.3	2.1	.7
Temperature instruments, excl. receiver type	0121	06/83	138.5	139.4	139.4	.1	0
Pressure and draft instruments, excl. receiver type	0131	06/83	139.3	139.8	140.3	.9	.4
Flow and liquid level instruments	0141	06/83	127.7	128.0	128.0	1.7	0
Continuous process gas & liquid analysis instruments	0151	06/83	125.9	128.0	128.0	-1.8	0
Other process control products and parts	0191	06/83	147.2	150.0	150.2	2.4	.1
Fluid meters and counting devices	1184	12/85	121.3	122.2	122.8	2.2	.5
Integrating & totalizing meters for gas or liquids	0102	12/85	123.7	124.9	126.0	2.2	.9
Counting devices	0103	12/85	129.8	130.8	130.7	4.4	-.1
Motor vehicle indicating instruments	0104	12/85	97.7	97.7	97.7	.1	0
Engineering and scientific instruments	1185	12/85	133.3	133.9	134.0	2.0	.1
Aeronautical, nautical, & navigational ins	01	12/85	137.9	137.9	138.0	1.7	.1
Laboratory and scientific apparatus	02	12/85	132.6	133.1	133.1	2.1	0
Surveying/drafting instrs. & lab. furn.	03	12/85	115.3	118.1	118.1	2.4	0
Laboratory furniture	0322	12/91	105.7	110.2	110.2	4.3	0
Surveying/drafting instruments	0329	12/91	105.0	105.5	105.4	.4	-.1
Optical instruments and lenses	1186	12/85	116.5	116.2	116.7	.5	.4

See footnotes at end of table.

Digitized for FRASER
http://fraser.stlouisfed.org/
Federal Reserve Bank of St. Louis

Table 6. Producer price indexes and percent changes for commodity groupings and individual items—Continued

(1982=100 unless otherwise indicated)

Commodity	Commodity code	Other index base	Index			Unadjusted percent change to Apr. 1994 From:	
			Dec. 1993[1]	Mar. 1994[1]	Apr. 1994[1]	Apr. 1993	Mar. 1994
Optical instruments and lenses--Continued	1186						
Sighting, tracking & fire-control equip.	01	12/85	119.1	114.9	114.9	-2.9	0
Optical instruments, components, & lenses	02	12/85	120.2	120.5	121.4	1.3	.7
Laboratory analytical instruments	03	12/85	114.4	114.7	115.2	1.1	.4
Measuring & controlling devices, n.e.c.	1189	06/85	122.4	123.5	123.5	.9	0
Aircraft engine instruments, except flight	01	06/85	119.4	120.0	120.0	-1.3	0
Phys. prop. & kinematic test,insp.& meas e	02	06/85	126.3	126.6	126.8	.8	.2
Comm. meteorological & general purpose ins	03	06/85	129.0	130.2	130.2	1.3	0
Nuclear radiation detect.& monitoring inst	04	06/85	116.4	118.8	118.5	2.8	-.3
Miscellaneous machinery	119		123.3	124.3	124.3	1.6	0
Oil field and gas field machinery	1191		109.8	110.9	110.7	2.9	-.2
Oil field and gas field drilling machinery	02		114.6	114.6	114.6	2.2	0
Tungsten-carbide insert bits	0227		145.6	145.6	145.6	3.5	0
Steel-toothed bits	0228		146.3	146.3	146.3	3.0	0
Elevators, spiders, slips, hooks, links & connectors	0243	12/86	134.2	134.2	134.2	0	0
Other rotary drilling surface equipment	0251	12/86	139.0	139.0	139.0	0	0
Other rotary subsurface drilling equipment	0252	12/86	106.5	106.5	106.5	.2	0
Oil field and gas field production machine	04		101.5	104.2	103.7	3.8	-.5
Christmas tree assemblies, casing and tubing heads	0403		97.8	104.6	104.6	7.0	0
Sucker rods	0412		71.7	71.8	72.3	.8	.7
Permanent packers and accessories	0422		101.0	101.0	101.0	1.6	0
Separating, metering, and treating equipment	0427		110.1	110.2	110.7	.7	.5
Other oil and gas field production machinery	0449	12/86	106.9	110.5	110.0	2.9	-.5
Parts for oil and gas field production machinery	0455	12/86	108.0	108.4	108.5	1.9	.1
Mining machinery and equipment	1192		130.3	130.3	130.3	1.6	0
Underground mining machinery	01		146.0	146.6	146.1	1.3	-.3
Other underground mining	0133	12/87	130.9	131.7	131.2	.7	-.4
Crushing, pulverizing & screening machines	02		150.2	148.1	149.8	.8	1.1
Stationary type crushers	0202	12/87	126.9	126.9	126.9	1.3	0
Drills and other mining machinery	03		132.3	132.3	132.3	1.8	0
All other mining machinery	0371	06/83	122.8	122.8	122.8	.2	0
Mining machinery parts	53		119.3	119.5	119.5	2.1	0
Mining machinery parts, excluding drills	5301		119.4	119.6	119.6	2.7	0
All other mining drill bits	5348	12/87	119.7	(2)	119.7	-.3	(2)
Office and store machines and equipment	1193		111.3	111.8	111.7	.7	-.1
Calculating and accounting machines	01		90.3	91.9	91.4	1.6	-.5
Accounting machines and cash registers	0114	06/85	99.0	101.4	100.7	2.0	-.7
Parts and attach. for calc. & acctng mach, cash reg.	0115	06/85	89.9	89.9	89.9	1.2	0
Typewriters, word processors and parts	02	06/85	96.4	96.4	96.4	.2	0
Safes and vaults	05		148.7	149.1	149.1	.6	0
Coin-operated auto. merchandising machines	06		116.9	116.9	116.9	.4	0
Other office and store machines and parts	07		125.3	125.9	126.1	1.3	.2
Mailing, letter handling, collating, addressing mach	0735	06/85	112.8	113.5	113.6	.3	.1
All other office machines and parts	0739	06/85	126.5	126.5	127.9	2.7	1.1
Coin-operated amusement machines	08	12/85	128.1	128.1	128.1	-.2	0
Internal combustion engines	1194		130.8	132.2	132.2	1.8	0
Gasoline engines	01		127.5	127.6	127.6	1.8	0
Gasoline engines, under 11 h.p., ex. autos	0111	12/82	117.4	117.4	117.4	2.2	0
Gasoline engines, over 11 h.p.	0112	12/82	136.4	136.4	136.4	1.2	0
Outboard engines	02		162.2	161.1	161.1	2.2	0
Diesel, semidiesel, & dual fuel, non-auto	07	12/82	119.1	119.9	119.8	1.5	-.1
Diesel, semidiesel, & dual fuel, under 151 h.p.	0711	12/82	110.4	110.7	110.7	.9	0
Diesel, semidiesel, & dual fuel, 151 h.p. and over	0712	12/82	121.0	121.8	121.8	1.6	0
Diesel, semidiesel, & dual fuel, auto.	08	12/82	126.1	128.5	128.7	2.1	.2
Parts and accessories for i.c. engines	13		129.2	131.0	131.0	1.6	0
Machine shop products	1195		128.6	129.3	129.6	1.3	.2
Carburetors, pistons, piston rings, & valv	01		127.6	129.2	129.2	1.2	0
Carburetors, rebuilt, all types	0102	12/82	192.5	199.3	199.3	3.5	0
Pistons for motor vehicles	0108	06/89	95.4	94.5	94.6	-.6	.1
Pistons, excluding for motor vehicles	0109	06/89	100.5	102.3	103.4	1.4	1.1
Piston rings, compress type, for motor vehicles	0112		108.6	112.2	112.2	3.3	0
Piston rings, compression type, ex. motor vehicles	0115	12/82	133.6	133.6	133.6	2.9	0
Piston rings, oil type, for motor vehicle use	0117	12/82	93.1	91.9	92.0	-1.2	.1
Valves (intake & exhaust) for motor vehicles	0122	06/89	106.1	107.0	(2)	(2)	(2)
Flexible metal hose and tubing	02	12/82	136.8	(2)	136.8	1.7	(2)
Other machine shop products	05	06/84	115.8	116.3	116.5	1.2	.2
Steam, gas, & hydraulic turbines & parts	1196	06/82	151.3	151.9	151.9	1.2	0
Steam, gas, and hydraulic turbines	01	06/82	166.3	(2)	166.3	.2	(2)
Turbine parts and accessories	02	06/82	172.9	174.7	174.7	2.7	0
Turbine generator sets and parts	1197	06/87	136.2	141.3	141.3	2.6	0
Other miscellaneous machinery	1199	06/84	110.2	110.4	110.1	1.2	-.3

See footnotes at end of table.

Digitized for FRASER
http://fraser.stlouisfed.org/
Federal Reserve Bank of St. Louis

Table 6. Producer price indexes and percent changes for commodity groupings and individual items—Continued

(1982 = 100 unless otherwise indicated)

Commodity	Commodity code	Other index base	Index			Unadjusted percent change to Apr. 1994 From:	
			Dec. 1993[1]	Mar. 1994[1]	Apr. 1994[1]	Apr. 1993	Mar. 1994
Furniture and household durables	12		124.8	125.6	125.5	1.9	-0.1
Household furniture	121		135.8	137.7	137.0	3.6	-.5
Metal household furniture	1211		118.3	119.1	118.5	.1	-.5
Metal household dining, dinette, breakfast furniture	0102	06/84	129.9	130.1	130.4	1.0	.2
Metal kitchen furniture, except dining	0103	12/89	106.4	106.4	103.7	-2.1	-2.5
Other metal household furniture	0104	06/84	110.7	111.7	111.1	0	-.5
Wood household furniture	1212		146.7	149.0	149.0	4.2	0
Living room furniture	01		150.0	153.6	153.6	3.9	0
Table	0101		152.0	155.8	155.9	5.1	.1
Desks	0103		152.5	154.3	154.3	4.4	0
Chairs	0105		155.9	157.1	157.1	1.4	0
Credenzas and bookcases	0106		131.9	[2]	132.6	.5	[2]
Cabinets, except sewing machines	0107		166.5	175.5	[2]	[2]	[2]
Other nonupholstered living rm furniture	0109		136.7	139.6	139.5	2.2	-.1
Dining room furniture	02		155.1	157.0	156.9	3.4	-.1
Table	0211		154.0	155.1	155.8	3.6	.5
Chairs	0216		157.4	159.6	159.6	2.8	0
Buffets and servers	0221		171.1	[2]	171.8	5.3	[2]
China and corner cabinets	0231		147.9	151.7	150.0	3.7	-1.1
Other dining rm & kitchen furniture	0233		127.3	127.5	127.8	0	.2
Bedroom furniture	03		143.9	146.2	146.3	4.1	.1
Beds, except bunk	0336		148.5	149.3	149.3	4.8	0
Bunk beds	0338		132.2	132.2	133.3	-4.4	.8
Headboard & headboard sets	0341		141.7	146.6	146.3	6.9	-.2
Dresser, vanities and dressing tables	0342		144.7	146.1	146.2	3.4	.1
Night tables & stands	0344		156.5	159.9	161.0	5.9	.7
Chests	0351		143.7	145.1	145.4	2.6	.2
Wardrobes and wardrobe-type cabinets	0353		138.5	145.8	145.8	8.4	0
Other nonupholstered bedroom furniture	0355		127.9	128.8	128.8	1.9	0
Cribs	0356		183.1	185.7	184.5	4.7	-.6
Other wood household furniture	04		129.3	130.2	130.2	5.9	0
Misc. infants and children furn.	0461		136.8	138.3	138.0	5.3	-.2
Unassemled or knockdown wood furniture	0465		115.7	116.9	116.9	9.0	0
TV, radio, stereo & sewing machine cabinets	0467	12/85	107.5	107.5	107.5	.7	0
Upholstered household furniture	1213		132.2	134.9	132.9	4.6	-1.5
Sofas, including sectional sofa pieces	0101		132.2	132.9	133.1	2.0	.2
Chairs, including rockers and recliners	0111		124.3	124.5	124.7	1.6	.2
Sofa bed, convertible	0121		151.2	166.4	151.2	20.7	-9.1
Other upholstered household furniture	0131	06/82	151.1	157.3	156.7	7.3	-.4
Bedding	1214		125.6	125.6	125.7	1.9	.1
Foundations	0103	06/83	124.5	124.5	124.6	4.7	.1
Innerspring mattresses, other than crib size	0111		121.2	121.1	121.2	.7	.1
Other mattresses, including crib and inserts	0114	06/83	152.0	152.0	152.0	-.1	0
Porch and lawn furniture	1215		127.0	127.8	127.8	3.7	0
Household furniture, n.e.c.	1216	12/85	106.7	106.7	106.7	.8	0
Commercial furniture	122		141.8	143.4	143.7	2.6	.2
Wood office furniture and store fixtures	1221		143.2	143.9	144.2	3.2	.2
Seating	0112	06/85	126.3	128.5	129.0	3.7	.4
Desks and extensions	0113	06/85	128.1	128.3	128.5	2.5	.2
Storage units, files and tables	0114	06/85	132.3	132.8	133.6	2.7	.6
Panel and modular systems furniture	0115	06/85	107.7	105.2	105.2	2.5	0
Other wood office furniture	0116	06/85	138.2	138.2	138.2	0	0
Partitions, shelving, and lockers	0141	12/83	113.9	113.9	113.9	1.9	0
Plastic laminated fixture tops	0151	12/83	136.3	137.7	137.7	2.8	0
Fixtures for stores, banks, offices, &	0161	12/83	139.6	140.3	140.6	3.8	.2
Nonwood furniture and store fixtures	1222		140.2	142.9	143.1	1.6	.1
Filing cabinets and cases	02		129.4	135.2	135.9	-2.0	.5
Vertical files	0201		139.5	144.4	144.4	1.6	0
Horizonal files	0205		108.7	117.3	119.0	-6.2	1.4
Other files, incl. motorized, visible & insulated	0207		146.3	146.0	146.0	-.2	0
Furniture	03		147.3	150.2	150.3	2.4	.1
Desks and extensions	0321		156.6	159.2	160.6	5.6	.9
Office seating	0325		146.6	146.7	146.9	1.2	.1
Tables & stands	0331		135.0	137.9	137.9	5.6	0
Systems furniture	0333		136.4	134.1	134.1	3.4	0
Miscellaneous nonwood office furniture	0335		146.9	152.0	152.0	2.1	0
Partitions and fixtures	04	12/83	130.0	131.0	131.0	1.8	0
Partitions prefabricated, assembled, o	0403	12/83	132.2	132.6	132.9	1.3	.2
Shelving and lockers	0405	12/83	130.4	131.9	132.2	3.5	.2
Storage racks and accessories	0407	12/83	126.8	127.3	127.3	.6	0
Fixtures for stores, banks, offices, &	0409	12/83	130.2	131.2	131.0	1.4	-.2

See footnotes at end of table.

Digitized for FRASER
http://fraser.stlouisfed.org/
Federal Reserve Bank of St. Louis

Table 6. Producer price indexes and percent changes for commodity groupings and individual items—Continued

(1982=100 unless otherwise indicated)

Commodity	Commodity code	Other index base	Index			Unadjusted percent change to Apr. 1994 From:	
			Dec. 1993[1]	Mar. 1994[1]	Apr. 1994[1]	Apr. 1993	Mar. 1994
Public building furniture	1223	12/84	128.3	128.6	128.8	6.1	0.2
School furn. exc. stone, concrete, & library furn.	0101	12/84	125.5	125.7	125.3	3.5	-.3
Public bldg. & related furn.exc. school & restaurant	0102	12/84	130.8	131.1	131.5	6.7	.3
Furniture and fixtures n.e.c.	1224	12/85	127.9	128.7	128.8	1.6	.1
Hospital beds	0101	12/85	116.8	116.9	116.9	.1	0
Restaurant, cafeteria & bar furniture	0102	12/85	128.7	129.4	129.7	1.8	.2
Other furniture and fixtures, n.e.c.	0103	12/85	129.7	131.3	131.1	1.9	-.2
Floor coverings	123		121.2	120.3	119.9	.4	-.3
Soft surface floor coverings	1231		117.9	116.4	115.9	.1	-.4
Tufted broadloom	01		118.0	116.1	115.7	0	-.3
Tuffed broadloom, nylon	0161		122.6	120.0	119.6	-.5	-.3
Tuffed broadloom, other fibers	0163		89.6	91.8	91.7	2.9	-.1
Other tufted carpeting, from tuffed yarn	02		111.3	111.4	111.4	1.1	0
Bathmats and rugs 6x9 or less	0265		110.8	110.9	110.9	2.1	0
Automobile & aircraft carpeting	0267		102.3	102.3	102.3	-.8	0
Artificial grass	0269	06/83	122.2	122.2	122.2	1.4	0
Woven carpets & rugs made from textile yar	03	06/85	127.0	127.1	127.5	1.5	.3
Carpets and rugs not made from textile yar	04	06/85	122.7	122.7	119.4	-1.1	-2.7
Hard surface floor coverings	1232		145.1	147.8	147.9	1.9	.1
Commission finishing/dyeing, floor cover	1233	12/86	103.2	103.2	103.2	.9	0
Household appliances	124		112.7	113.2	113.4	.5	.2
Major appliances	1241		109.3	109.8	110.2	.5	.4
Cooking equipment	01		103.9	104.1	104.3	1.2	.2
Free-standing electric ranges	0111		99.5	99.6	100.4	.8	.8
Free-standing gas ranges	0134		103.5	103.6	103.6	.1	0
Portable outdoor cooking units	0153		110.7	111.3	111.3	2.9	0
Laundry equipment	02		110.0	109.8	110.0	-.8	.2
Washing machine, automatic	0211		104.4	104.2	104.0	-1.4	-.2
Electric dryers	0232		110.8	110.6	111.3	-.2	.6
Refrigeration equipment	03		108.3	108.6	108.6	1.4	0
Refrigerator-freezer, 14.4 cu. ft. and under	0331		103.2	103.5	103.5	.3	0
Refrigerator-freezer, 14.5 - 19.4 cu. ft.	0332		104.2	103.7	(2)	(2)	(2)
Home and farm freezers	0337		110.3	110.4	110.4	-.2	0
Other major appliances	04		116.3	118.4	119.7	-.4	1.1
Room air conditioners	0445		118.9	121.1	122.7	-.9	1.3
Household vacuum cleaners, parts, & atta	1243		119.4	120.3	119.9	2.8	-.3
Vacuum cleaners	01		113.8	114.9	114.5	.7	-.3
Canister, tank, and all other general purpose	0111		110.6	110.7	109.5	-.6	-1.1
Complete power unit, central system type	0116	12/82	140.1	140.1	140.1	0	0
Handheld	0117	12/82	118.7	119.5	119.5	.7	0
Upright	0121		110.3	112.2	112.2	1.6	0
Parts and attachments	02	12/82	163.9	163.9	(2)	(2)	(2)
Electric housewares and fans	1244		112.9	112.7	112.7	-.4	0
Small household appliances	01		111.8	112.1	112.0	-.2	-.1
Electric fry pan (skillet)	0115		112.8	115.2	115.2	5.5	0
Food blenders and mixers	0117		98.7	98.7	98.7	-.3	0
All other household food preparation appliances	0134	06/83	88.2	88.6	88.6	.5	0
Portable room heaters	0141	06/83	118.8	118.8	118.8	-2.5	0
Space heaters for fixed installation	0142	06/83	133.8	(2)	135.6	-.2	(2)
All other electric appliances	0173	06/87	115.4	115.6	115.6	.3	0
Electric fans	02	12/82	112.7	111.1	110.9	-2.8	-.2
Electric range hoods, ducted and nonducted	0212		120.1	120.1	120.0	.8	-.1
All other kitchen ventilating and exhaust fans	0221	06/83	107.1	(2)	(2)	(2)	(2)
All other fans, except roof, furnace, etc.	0222	06/83	105.2	(2)	106.8	-.4	(2)
Parts & attach. - small elect. appliances	03	12/82	119.6	119.6	119.6	2.8	0
Electric lamps	1245		138.9	140.4	140.1	1.0	-.2
Table lamps	0101		147.4	148.3	147.8	-.3	-.3
Floor, bridge and torch lamps	0111		135.4	136.2	136.2	3.9	0
Wall lamps, including adjustable types	0123	12/83	82.9	84.3	84.3	1.7	0
Other portable lamps	0129	12/83	135.7	137.0	137.0	1.0	0
Lamps sold without shades, incl. floor	0131	12/83	113.4	113.4	113.4	0	0
Home electronic equipment	125		80.7	80.6	80.6	.2	0
Television receivers	1252		75.1	74.9	74.8	0	-.1
Color console TV receiver	0201		88.0	87.0	87.0	8.2	0
Color TV, table & port, over 17"	0203		68.7	68.7	68.6	-1.6	-.1
Projection televisions	0206	12/92	93.4	93.4	93.4	-3.3	0
Other home electronic equipment	1253		118.3	118.5	118.7	.8	.2
High fidelity equipment and components	06	12/86	122.2	122.3	122.9	1.7	.5

See footnotes at end of table.

Digitized for FRASER
http://fraser.stlouisfed.org/
Federal Reserve Bank of St. Louis

Table 6. Producer price indexes and percent changes for commodity groupings and individual items—Continued

(1982 = 100 unless otherwise indicated)

Commodity	Commodity code	Other index base	Index			Unadjusted percent change to Apr. 1994 From:	
			Dec. 1993[1]	Mar. 1994[1]	Apr. 1994[1]	Apr. 1993	Mar. 1994
Other home electronic equipment--Continued	1253						
Speakers, including loudspeaker systems	07		120.3	120.4	120.5	0.6	0.1
Loudspeakers, sold separately	0701		109.9	110.3	110.8	1.3	.5
Loudspeakers, bookshelf	0703		120.6	120.8	120.8	1.1	0
Loudspeakers, floor standing	0704		123.3	122.5	123.3	1.4	.7
Other loudspeaker systems	0705		127.3	127.9	124.3	-7.2	-2.8
Other equipment and accessories	0707	12/92	100.4	101.0	101.0	1.0	0
Other household durable goods	126		138.7	140.0	139.7	1.3	-.2
Tableware, kitchenware and other pottery	1261		155.5	157.1	155.7	1.4	-.9
Tableware and kitchenware	01		153.1	155.7	152.8	1.7	-1.9
Pottery, except tableware and kitchenwar	02	12/83	139.6	140.2	140.2	1.1	0
Art, decorative and novelty pottery	0201	12/83	131.2	132.2	132.2	1.8	0
Other pottery products	0202	12/83	153.4	153.4	153.4	0	0
Household glassware	1262		142.3	143.6	144.1	.6	.3
Holloware	1263	06/85	136.9	140.1	139.6	2.4	-.4
Silver plated	0105	06/85	144.6	(2)	(2)	(2)	(2)
Pewter	0109	06/85	118.9	119.3	119.1	.2	-.2
All other holloware	0113	06/85	139.6	150.2	148.9	6.7	-.9
Household flatware	1264		131.1	131.0	131.1	.5	.1
Sterling silver	0111		119.1	119.1	119.1	1.7	0
Stainless steel	0113		148.0	148.0	148.0	.1	0
Mirrors	1265		141.6	141.9	141.9	1.6	0
Framed mirrors	0102	06/83	164.4	164.4	164.4	.6	0
Unframed mirrors	0103	06/83	123.6	124.1	124.1	2.9	0
Lawn/garden equipment excl. garden tract	1266		127.4	128.1	127.7	1.6	-.3
Lawn mowers, walk-behind	02	12/82	114.7	114.8	114.8	2.4	0
Rotary, push type, gasoline engine powered	0201		119.3	119.5	119.5	3.6	0
Rotary, self-propelled, gasoline engine powered	0202		121.2	121.4	121.4	1.2	0
Reel, all types, excluding electric	0203	12/82	119.6	(2)	(2)	(2)	(2)
Other nonriding lawn and garden equipment	03	12/82	117.5	117.8	117.8	1.6	0
Snow throwers, excluding attachment type	0302	12/82	116.8	118.2	118.2	2.3	0
Powered lawn edgers/trimmers	0309	12/87	119.7	119.7	119.7	1.9	0
Other consumer nonriding lawn, garden & snow equip.	0319	06/83	117.3	117.3	117.2	.1	-.1
Lawn tractors & riding mowers & equipment	04	12/82	130.2	130.5	130.5	.9	0
Front engine tractors and mowers	0401	12/82	129.6	129.8	129.8	.6	0
Rear engine tractors and mowers	0402	12/82	138.7	139.5	139.5	2.4	0
Parts & attach., consumer lawn & garden eq	05	12/82	130.0	132.4	130.5	2.3	-1.4
Parts	0501	12/82	127.2	132.4	127.5	3.2	-3.7
Attachments	0502	12/82	134.8	134.8	135.6	1.4	.6
Cutlery, razors and razor blades	1267		146.5	149.5	150.4	2.8	.6
Razors and razor blades	0102	12/83	139.9	144.9	145.6	4.1	.5
Cutlery, scissors, shears, trimmers, a	0141	12/83	143.1	144.0	145.0	1.6	.7
Metal household containers	1268		153.4	153.6	153.8	.9	.1
Stamped and spun utensils, aluminum	0101		163.1	163.1	163.1	0	0
Stamped and spun utensils except aluminum	0102	06/84	122.5	123.1	123.4	2.4	.2
Household durables, n.e.c.	1269	06/84	123.9	125.9	124.5	.3	-1.1
Window shades made from textile fabric & accessories	0101	06/84	120.6	118.4	118.7	-.8	.3
Venetian blinds	0102	06/84	106.2	109.8	107.5	.9	-2.1
Curtain/drapery rods & shades/blinds, n.e.c.	0103	06/84	143.9	144.6	144.2	-.4	-.3
Nonmetallic mineral products	13		121.4	122.8	123.2	3.0	.3
Glass	131		117.2	118.9	118.7	1.5	-.2
Flat glass	1311		107.5	109.1	108.7	1.5	-.4
Laminated glass	04	06/83	98.6	97.7	98.2	-1.3	.5
For automotive uses	0414	12/87	93.7	92.8	93.5	-1.6	.8
Sheet, plate, and float glass	05		99.3	103.9	101.6	5.9	-2.2
Specialty glass	07		116.1	117.3	117.4	.8	.1
Tempered glass for automotive use	0711	12/87	101.3	100.8	100.9	-1.1	.1
Tempered glass for construction/architectural uses	0712	12/87	83.3	83.3	83.9	-9.5	.7
Tempered glass for other uses	0713	12/87	108.3	109.1	109.1	2.1	0
Other flat glass products, n.e.c.	0714	12/87	112.8	115.7	115.6	6.3	-.1
Other finished glassware	1313	06/83	133.8	135.8	136.1	1.6	.2
Pressed and blown glassware	01	06/83	135.2	137.4	137.7	1.8	.2
Lighting and electronic glassware	0111	06/83	122.8	125.4	125.4	2.4	0
Other pressed and blown glassware	0112	06/83	150.6	152.1	152.9	1.2	.5
Automotive rearview mirrors	02	06/83	118.3	118.3	118.3	0	0
Concrete ingredients and related product	132		125.3	127.0	128.3	4.1	1.0

See footnotes at end of table.

Digitized for FRASER
http://fraser.stlouisfed.org/
Federal Reserve Bank of St. Louis

Table 6. Producer price indexes and percent changes for commodity groupings and individual items—Continued

(1982=100 unless otherwise indicated)

Commodity	Commodity code	Other index base	Index			Unadjusted percent change to Apr. 1994 From:	
			Dec. 1993[1]	Mar. 1994[1]	Apr. 1994[1]	Apr. 1993	Mar. 1994
Construction sand/gravel/crushed stone	1321		135.5	137.2	138.0	3.3	0.6
Sand, construction	0101		144.8	148.2	149.2	5.5	.7
Gravel, construction	0111		139.8	139.6	140.9	5.0	.9
Crushed and broken stone	0121		133.5	135.2	135.8	2.5	.4
Cement	1322		114.1	116.0	118.2	5.8	1.9
Concrete products	133		122.1	122.9	123.2	3.1	.2
Concrete block and brick	1331		133.6	134.4	134.8	1.7	.3
Structural block	11		134.9	135.8	136.2	1.7	.3
Decorative block	21		123.5	123.9	124.2	-.3	.2
Concrete brick	31		109.1	110.1	109.7	4.1	-.4
Paving blocks	41		133.3	133.3	133.2	1.7	-.1
Concrete pipe	1332		115.2	117.3	114.9	0	-2.0
Ready-mixed concrete	1333		120.8	121.5	122.1	3.3	.5
Precast concrete products	1334		131.5	133.0	133.2	2.6	.2
Prestressed concrete products	1335		108.5	108.5	108.5	7.7	0
Clay construction products ex. refractor	134		135.7	138.1	138.2	2.6	.1
Brick and structural clay tile	1342	12/84	122.8	125.4	125.3	2.8	-.1
Brick, except ceramic, glazed & refractory	01	12/84	122.8	125.5	125.4	2.9	-.1
Ceramic floor and wall tile	1344		133.3	135.5	136.0	2.5	.4
Structural clay products, n.e.c.	1345		127.4	126.9	126.9	1.7	0
Vitified clay sewer pipe and fittings	0101		131.1	131.4	131.4	3.0	0
Other structural clay products, n.e.c.	0199	12/85	109.4	107.8	107.8	-.2	0
Refractories	135		127.4	127.6	127.8	1.0	.2
Clay refractories	1352		130.1	130.7	130.4	2.0	-.2
Bricks and shapes	0145	06/91	102.8	103.4	102.8	-.5	-.6
Castable refractories	0151		125.2	126.3	126.4	5.4	.1
Unshaped clay refractories	0161	12/85	119.3	119.3	119.1	4.4	-.2
Other clay refractory mat'ls sold in lump or ground	0171	12/85	115.8	115.8	115.8	0	0
Refractories, non clay	1353		125.5	125.4	126.0	.4	.5
Magnesite and magnesite-chrome bricks & shapes	0113	12/85	106.0	104.4	106.2	-.7	1.7
Silica bricks and shapes	0115	12/85	80.2	80.2	80.2	-.7	0
All other nonclay refractory bricks and shapes	0117	12/85	121.1	122.4	122.3	1.3	-.1
Nonclay refractory mortars/castables, hydro setting	0119	12/85	135.6	136.5	136.5	1.0	0
Plastic refractories & ramming mixes & nonhyd. cast.	0132	12/85	128.6	129.1	129.1	.4	0
Nonclay gunning mixes, basic and other	0141		112.8	112.8	112.8	.1	0
Other nonclay refractory materials in lump or ground	0143	12/85	113.0	113.0	113.0	.9	0
Asphalt felts and coatings	136		95.8	95.1	94.9	-2.1	-.2
Prep. asphalt & tar roofing & siding pro	1361		93.6	92.9	92.4	-2.7	-.5
Strip shingles	0102		92.1	91.6	90.6	-2.9	-1.1
Smooth surface roll roofing	0111		111.0	110.9	110.3	-.4	-.5
Mineral surface roll roofing	0112		79.8	80.3	80.3	1.5	0
Other prepared asphalt & tar roofing & siding prods.	0121	06/84	94.9	91.8	94.1	-6.2	2.5
Other asphalt roofing	1362		101.0	100.3	101.4	.6	1.1
Gypsum products	137		114.2	128.8	130.6	20.0	1.4
Gypsum products	1371						
Gypsum building plasters, boards and laths	0102	12/93	(2)	112.3	113.6	(2)	1.2
1/2 inch regular gypsumboard	0111		102.5	110.1	115.3	19.2	4.7
Type X gypsumboard	0112		110.3	124.9	123.8	19.7	-.9
All other gypsumboard and gypsum products	0115	12/86	83.8	105.7	106.2	28.6	.5
Glass containers	138		126.5	126.4	126.4	1.2	0
Glass containers	1381						
Narrow neck containers (food, beer, liquor, etc.)	0102	06/88	113.9	113.7	113.7	1.7	0
Wide mouth containers (food, medicine, etc.)	0103	06/88	108.7	108.7	108.7	-.6	0
Other nonmetallic minerals	139		120.3	121.2	121.6	2.6	.3
Insulation materials	1392		107.9	109.1	111.3	6.5	2.0
Mineral wool for structual insulation	01		95.2	95.9	98.6	7.5	2.8
Building batt, blankets, and rolls	0101		98.3	99.6	101.0	5.3	1.4
Loose fiber and granulated fiber	0102		97.4	95.5	98.1	.5	2.7

See footnotes at end of table.

Digitized for FRASER
http://fraser.stlouisfed.org/
Federal Reserve Bank of St. Louis

Table 6. Producer price indexes and percent changes for commodity groupings and individual items—Continued

(1982 = 100 unless otherwise indicated)

Commodity	Commodity code	Other index base	Index			Unadjusted percent change to Apr. 1994 From:	
			Dec. 1993[1]	Mar. 1994[1]	Apr. 1994[1]	Apr. 1993	Mar. 1994
Insulation materials--Continued	1392						
Other mineral wool for thermal insulation	0104		105.4	([2])	107.8	4.0	([2])
Min. wool for indus. & equip. insulation	02		121.7	123.9	123.8	3.7	-0.1
Asbestos products	1393		119.7	119.7	119.7	-.6	0
Asbestos friction material	0111	12/85	101.1	101.1	101.1	-1.3	0
Paving mixtures and blocks	1394		103.5	103.2	103.2	2.2	0
Paving asphalt	0101		89.5	89.5	88.1	5.8	-1.6
Bituminous/asphaltic concrete mixtures and blocks	0111		111.0	110.8	111.2	1.2	.4
Other paving mixtures and blocks	0112		76.6	([2])	74.5	-2.7	([2])
Cut stone and stone products	1395	12/84	129.9	130.1	130.2	.3	.1
Dressed dimension and cut granite	0111	12/84	123.3	123.3	123.0	-.1	-.2
Dressed dimension and cut limestone	0121	12/84	137.4	137.5	137.4	0	-.1
Dressed dimension and cut marble	0131	12/84	150.9	152.5	155.2	2.8	1.8
Other cut stone products, incl. slate, sandstone	0141	12/84	([2])	134.9	134.9	([2])	0
Gaskets, packing, and sealing devices	1398	12/85	123.9	126.6	125.9	1.3	-.6
Gaskets and gasketing material	01	12/85	129.6	130.2	130.1	2.4	-.1
Nonmetallic gaskets and gasketing	0111	12/90	109.0	109.6	109.5	3.2	-.1
Metallic gaskets and machined seals	0112	12/90	111.2	111.7	111.7	.6	0
Packing and sealing	02	12/85	119.8	124.2	122.9	.3	-1.0
Compression packings	0211	12/90	106.0	105.3	105.8	.9	.5
Molded packing and sealing devices	0212	12/90	109.0	109.4	108.8	.6	-.5
Axial mechanical face seals	0213	12/90	109.0	112.8	112.8	4.5	0
Rotary oil seals	0214	12/90	104.2	115.9	112.6	-2.1	-2.8
Nonmetallic minerals and products, n.e.c	1399	06/82	123.4	124.0	124.3	1.7	.2
Industrial sand	01	06/82	127.8	128.3	128.0	.4	-.2
Glass sand	0101	06/82	130.1	130.9	130.3	.2	-.5
Foundry sand	0111	06/82	145.0	145.0	145.0	1.3	0
Other industrial sand	0121	06/82	116.8	117.0	117.0	.3	0
Other nonmetallic minerals, n.e.c.	02	06/84	120.8	121.6	122.2	2.4	.5
Minerals and earths ground or treated	0209	06/85	115.4	116.6	117.5	3.6	.8
Dimension stone	0211	06/85	120.5	120.7	121.0	.3	.2
Clay and related materials, n.e.c.	0214	06/90	107.4	107.6	107.6	1.6	0
Miscellaneous nonmetallic minerals, n.e.c.	0299	06/85	123.5	123.8	123.8	.5	0
Nonmetallic mineral products, n.e.c.	03	12/85	108.6	108.2	108.2	-.2	0
Statuary and art goods (factory made)	0302	12/85	122.7	122.7	122.7	.1	0
Other nonmetallic mineral products	0399	12/85	100.0	100.0	100.0	.2	0
Transportation equipment	14		135.6	136.4	136.6	2.4	.1
Motor vehicles and equipment	141		130.0	130.7	130.7	2.3	0
Motor vehicles	1411		137.4	138.7	138.6	3.5	-.1
Passenger cars	01		132.9	133.7	133.3	2.7	-.3
Trucks, 10,000 lbs. GVW and under	05		154.5	155.4	155.7	4.4	.2
Trucks, over 10,000 lbs. GVW	06		135.6	140.5	141.1	5.9	.4
Motor vehicle parts	1412		113.8	113.4	113.5	-.3	.1
Motor vehicle parts, new	03	12/82	110.8	110.4	110.5	-.4	.1
Motor vehicle parts, new, excl. motorcycle parts	0331	12/82	110.8	110.4	110.5	-.4	.1
Motorcycle parts, new	0335	12/84	119.2	119.5	119.5	1.1	0
Motor vehicle parts, rebuilt	04	12/82	138.2	138.4	138.1	.5	-.2
Truck and bus bodies	1413	12/82	135.1	136.3	136.4	2.0	.1
Truck and bus bodies sold separately	01	12/82	134.4	135.9	136.0	2.0	.1
Truck bodies sold separately	0102	12/82	133.7	135.7	135.6	2.6	-.1
Bus bodies sold separately	0104	12/82	121.6	121.6	121.6	0	0
Other vehicle bodies, incl truck cabs, beds and kits	0106	12/87	122.9	123.3	123.9	.9	.5
Completed vehicles on purchased chassis	02	12/82	139.4	139.6	139.8	1.9	.1
Trucks & other h'way vehicles sold on purc. chassis	0202	12/82	124.9	124.9	124.9	.7	0
Emergency vehicles/hearses sold on purchased chassis	0206	12/82	153.0	154.1	154.1	1.4	0
Truck trailers	1414		120.0	120.0	120.3	2.7	.3
Vans, over 10,000 lbs.	01		125.7	125.7	125.7	3.2	0
Closed top vans	0106	06/83	125.9	125.9	125.9	3.2	0
Tanks, over 10,000 lbs.	02		125.1	125.6	125.6	1.2	0
Other tanks	0206	12/86	130.5	130.7	130.7	([2])	0
Other trailers and chassis, over 10,000 lb	03		109.2	108.9	110.1	1.8	1.1
Platform trailers	0303		112.1	112.2	112.7	2.3	.4
Truck trailers & chassis, under 10,000 lbs	06	12/86	118.2	118.2	118.2	.8	0
Motor homes built on purchased chassis	1415	06/84	135.1	135.2	135.2	.7	0
Travel trailers and campers	1416	06/84	123.9	125.3	125.2	-.2	-.1
Travel trailers	01	06/84	124.2	125.5	125.4	-.7	-.1
Campers, pickup covers and parts	02	06/84	123.7	125.0	125.2	1.0	.2

See footnotes at end of table.

Digitized for FRASER
http://fraser.stlouisfed.org/
Federal Reserve Bank of St. Louis

Table 6. Producer price indexes and percent changes for commodity groupings and individual items—Continued

(1982=100 unless otherwise indicated)

Commodity	Commodity code	Other index base	Index			Unadjusted percent change to Apr. 1994 From:	
			Dec. 1993[1]	Mar. 1994[1]	Apr. 1994[1]	Apr. 1993	Mar. 1994
Aircraft and aircraft equipment	142		156.9	158.0	158.5	2.5	0.3
Aircraft	1421		158.8	159.7	160.3	2.9	.4
Civilian aircraft	02	12/85	133.1	134.6	135.7	2.4	.8
Rotary wing	0203		145.0	145.9	145.9	.8	0
Fixed wing	0205	12/92	103.1	104.3	105.2	2.4	.9
Aircraft engines and engine parts	1423	12/85	128.6	130.5	130.8	2.7	.2
Aircraft parts and auxiliary equipment,	1425	06/85	132.1	132.4	132.5	1.7	.1
Ships and boats	143		143.5	145.6	145.8	1.6	.1
Ships	1431	12/85	129.3	131.3	131.3	1.6	0
Nonmilitary ships	01						
Self-propelled ships, nonmilitary	0102	12/85	142.7	143.9	143.9	1.0	0
Boats	1432		141.0	142.8	143.4	1.6	.4
Outboard motorboats	01		142.0	143.8	144.0	.6	.1
Runabouts	0101		144.2	147.5	148.0	2.2	.3
Other outboard boats	0103	06/83	143.0	144.0	144.1	-.1	.1
Inboard motorboats, incl. i.-o. houseboats	02		150.7	153.6	153.8	2.2	.1
Runabouts	0201	06/83	138.3	143.1	143.1	1.7	0
Cabin cruisers, non-military	0202		154.9	156.6	156.9	2.1	.2
Houseboats	0203		126.6	131.4	131.8	4.2	.3
Inboard-outdrive boats, except houseboats	03		135.3	136.3	137.4	1.6	.8
Less than 26 ft. LOA	0303	12/88	110.1	110.9	111.9	.9	.9
26 ft. or more LOA	0304	12/88	110.5	111.3	112.1	2.5	.7
All other boats	04		132.5	133.3	133.3	1.4	0
Sailboats, with auxiliary power	0401		138.8	138.8	138.8	1.4	0
Sailboats, without auxiliary power	0402		131.8	135.6	135.2	2.0	-.3
Other boats: rowboats, canoes, skiffs, etc.	0403		129.4	131.1	131.0	1.3	-.1
Railroad equipment	144		127.6	128.5	128.9	3.5	.3
Locomotives and parts	1441		132.4	132.5	133.1	.4	.5
Locomotive parts	02		120.9	120.9	121.9	.2	.8
Railroad cars and car parts	1442		124.8	126.2	126.5	5.9	.2
Freight cars	01		112.3	114.1	114.6	6.0	.4
All other railroad cars	02	06/84	142.8	144.4	144.4	12.5	0
Railroad car parts and accessories	03		131.4	131.4	131.4	.2	0
Transportation equipment, n.e.c.	149	06/85	116.3	116.6	116.6	1.0	0
Transportation equipment, n.e.c.	1491						
Self-propell. golf carts & in-plant carriers & parts	1101	06/85	120.3	121.5	121.5	2.4	0
Automobile and light truck trailers	1104	12/92	100.0	100.9	100.9	.7	0
Other transportation equipment, n.e.c.	1105	06/85	114.6	114.0	114.0	.6	0
Miscellaneous products	15		140.9	142.1	141.9	-5.7	-.1
Toys, sporting goods, small arms, etc.	151		126.0	126.9	126.9	1.4	0
Toys, games, and children's vehicles	1511		121.4	122.6	122.2	.8	-.3
Games, excl. toys and hobbies	0152	06/85	121.8	123.6	123.6	1.5	0
Baby carriages, children's vehicles, excl. bicycles	0153	06/85	99.8	100.4	100.5	0	.1
Toys, excl. games and hobbies	0154	06/85	114.9	116.2	115.5	.5	-.6
Hobbies, models: crafts and structural kits	0155	06/85	125.1	125.6	125.5	1.3	-.1
Dolls and stuffed toy animals	0156	12/85	113.8	114.2	114.2	.8	0
Sporting and athletic goods	1512		119.5	120.6	120.7	2.1	.1
Fishing tackle and equipment	0103	12/85	125.3	125.4	125.4	2.6	0
Golf equipment	0127	12/85	131.7	133.0	133.1	4.1	.1
Bicycles, adult tricycles, unicycles and parts	0182	12/84	110.0	110.4	110.4	.1	0
Playground, gymnasium, and gymnastic equipment	0191	12/85	116.4	120.1	120.4	4.2	.2
Other sporting and athletic goods	0193	12/85	117.7	117.9	117.9	.4	0
Small arms and ammunition	1513		157.1	157.2	157.6	.4	.3
Small arms	01		166.5	167.6	167.7	1.0	.1
Pistols and revolvers	0102		144.9	145.2	145.5	1.0	.2
Shot guns	0111		173.8	176.5	176.5	3.5	0
Rifles, centerfire	0113	06/85	136.1	138.8	138.8	2.2	0
Other small arms	0115	06/85	119.2	121.6	121.4	3.2	-.2
Parts and attachments for small arms	0119	06/85	139.6	139.6	139.6	.3	0
Small arms shipped to U.S. military	0121	06/85	158.1	158.1	158.1	-.9	0
Small arms ammunition	02		139.0	135.4	137.0	-1.5	1.2
Pistol and revolver cartridges	0223	06/85	120.5	120.8	120.6	.2	-.2
Rifle cartridges, centerfire	0231		144.4	144.4	144.4	-.2	0
Rifle cartridges, rimfire	0232		104.6	106.3	105.7	1.1	-.6
Shot gun shells	0241		150.8	([2])	144.9	-3.9	([2])
Components for small arms ammunition	03	06/85	123.0	123.9	123.9	.4	0

See footnotes at end of table.

Digitized for FRASER
http://fraser.stlouisfed.org/
Federal Reserve Bank of St. Louis

Table 6. Producer price indexes and percent changes for commodity groupings and individual items—Continued

(1982 = 100 unless otherwise indicated)

Commodity	Commodity code	Other index base	Index			Unadjusted percent change to Apr. 1994 From:	
			Dec. 1993[1]	Mar. 1994[1]	Apr. 1994[1]	Apr. 1993	Mar. 1994
Tobacco products, incl. stemmed & redrie	152		224.2	224.7	224.7	-24.1	0
Cigarettes	1521		245.7	245.7	245.7	-27.5	0
Filter tip, king size	0102		239.7	239.7	239.7	-26.5	0
Filter tip, super king and long size	0103	12/82	194.5	194.5	194.5	-29.0	0
Cigars	1522		167.4	167.9	168.0	2.1	.1
Cigarillos (weighing 3 to 10 pounds per 1,000)	0101		181.9	181.9	181.9	6.4	0
Cigars (weighing more than 10 pounds per 1,000)	0105	06/89	125.3	125.8	125.9	1.1	.1
Other tobacco products	1523		228.0	231.6	231.1	7.1	-.2
Smoking tobacco	0101		201.9	206.1	206.1	5.2	0
Loose leaf chewing tobacco	0102	12/82	201.0	210.8	208.8	3.9	-.9
Chewing tobacco other than loose leaf	0103	12/82	216.6	221.7	221.7	2.4	0
Snuff, dry and moist	0121		287.5	288.0	288.0	9.7	0
Stemmed and redried tobacco	1524	06/84	99.6	101.7	101.7	-1.0	0
Unstemmed leaf tobacco redried before pack	01	06/84	100.5	101.3	101.3	.1	0
Stemmed tobacco	02	06/84	100.0	102.1	(2)	(2)	(2)
Reconstituted tobacco, proc. sheet & homog	03	06/89	106.9	108.8	108.9	2.0	.1
Notions	153		121.1	121.9	122.0	1.6	.1
Buttons, button blanks, and parts	1531		120.7	121.0	121.0	.7	0
Needles, pins, and fasteners	1532		121.4	122.4	122.4	1.8	0
Zippers and slide fasteners	0102	12/85	123.0	124.8	124.8	3.7	0
Needles, pins, non-slide fasteners & similar notions	0103	12/85	114.9	115.3	115.4	.6	.1
Photographic equipment and supplies	154		117.1	119.2	118.0	.1	-1.0
Photographic equipment	1541		98.0	101.8	98.4	-3.5	-3.3
Photographic supplies	1542		125.0	126.1	126.1	1.7	0
Mobile homes	155		131.1	137.5	138.4	9.3	.7
Mobile homes, residential, single wide	1552		129.5	132.1	133.9	7.5	1.4
Mobile homes, residential, double wide	1553		137.3	143.2	143.3	7.7	.1
Medical, surgical & personal aid devices	156		138.7	140.2	140.4	1.9	.1
Personal aid equipment	1561		121.9	121.9	121.9	-1.7	0
Medical instruments and equipment	1562	06/82	126.3	126.4	126.3	-.1	-.1
Medical instruments and apparatus	0101	06/82	121.7	122.4	122.3	.3	-.1
Surgical appliances and supplies	1563	06/83	152.4	155.9	156.6	4.1	.4
Surgical dressings	0101	06/83	105.2	106.5	106.6	.9	.1
Other surgical appliances and supplies	0103	06/83	171.4	175.7	176.4	4.6	.4
Ophthalmic goods	1564	12/83	120.0	120.1	119.9	.6	-.2
Ophthalmic fronts and temples	0101	12/83	160.1	160.1	160.1	.4	0
Glass ophthalmic focus lenses	0102	12/83	112.6	114.8	115.7	5.2	.8
Plastic ophthalmic focus lenses	0103	12/83	102.7	102.2	102.2	1.0	0
Contact lenses	0104	12/83	97.8	98.3	97.6	.4	-.7
Other ophthalmic goods	0105	12/83	112.6	110.9	111.2	-2.4	.3
Dental equipment and supplies	1565	06/85	132.3	134.1	134.6	2.7	.4
Dental casting metals	0101	06/85	101.0	102.9	102.7	10.1	-.2
Denture materials	0102	06/85	167.4	184.0	183.9	9.9	-.1
Dental professional and laboratory equipment	0103	06/85	130.7	130.6	131.7	-1.9	.8
Dental supplies	0104	06/85	141.8	143.0	143.4	2.1	.3
Industrial safety equipment	157		169.9	172.1	172.2	4.4	.1
Industrial safety equipment	1571						
Respiratory protection equipment	01		164.8	164.8	164.7	3.3	-.1
Eye and face protective equipment	02		172.8	172.8	174.4	8.8	.9
Other industrial safety devices	09	06/89	113.7	114.4	114.2	1.3	-.2
Mining services	158	06/85	102.6	102.9	102.3	3.1	-.6
Mining services	1581						
Metal mining services	01	12/85	111.4	111.4	111.7	.4	.3
Bituminous coal and lignite mining service	03	06/85	105.3	106.2	104.7	-1.0	-1.4
Drilling oil and gas wells services	04	12/85	103.8	104.1	102.1	4.6	-1.9
Oil and gas field exploration services	05	12/85	93.5	101.4	98.9	13.0	-2.5
Oil and gas field services, n.e.c.	06	12/85	106.0	104.7	105.4	.9	.7
Nonmetallic minerals mining services	07	06/85	96.6	96.9	97.1	-.1	.2

See footnotes at end of table.

Digitized for FRASER
http://fraser.stlouisfed.org/
Federal Reserve Bank of St. Louis

Table 6. Producer price indexes and percent changes for commodity groupings and individual items—Continued

(1982=100 unless otherwise indicated)

Commodity	Commodity code	Other index base	Index			Unadjusted percent change to Apr. 1994 From:	
			Dec. 1993[1]	Mar. 1994[1]	Apr. 1994[1]	Apr. 1993	Mar. 1994
Other miscellaneous products	159		126.6	126.8	127.1	1.8	0.2
Miscellaneous products, n.e.c.	159-A	12/85	124.0	124.2	124.5	1.4	.2
Candles	01	12/85	128.3	128.3	128.3	.2	0
Feathers, plumes & artificial trees/flower	03	12/85	120.4	121.0	121.0	.5	0
Artifical Christmas trees	0301	12/85	111.0	110.8	110.8	-.2	0
Artifical flowers, feathers and plumes	0302	12/85	125.0	126.1	126.1	.9	0
Signs and advertising displays	04	12/85	124.4	124.4	124.7	1.7	.2
Electric signs	0401	12/85	123.4	123.5	123.5	.7	0
Non-electric signs	0402	12/85	126.1	126.2	126.9	3.0	.6
Advertising specialties	0403	12/85	122.1	121.2	121.2	-.5	0
Other miscellaneous products, n.e.c.	09	12/85	125.0	125.4	125.6	1.3	.2
Other miscellaneous products, n.e.c.	0901	12/85	125.5	126.0	126.2	1.4	.2
Waste materials, n.e.c.	0902	12/86	125.8	125.9	125.9	.1	0
Lampshades	0903	12/90	107.3	107.3	107.3	2.9	0
Caskets	1591		142.2	147.2	147.2	3.6	0
Cloth covered, softwood, adult sizes	0102		156.5	162.7	162.7	5.1	0
Hardwood, adult size	0103		154.3	160.4	160.3	4.1	-.1
Steel, excluding stainless, adult sizes	0104		140.9	145.9	146.0	3.7	.1
Other metal caskets and coffins, adult sizes	0105	12/84	137.8	142.8	142.8	3.6	0
Other caskets and coffins & metal vaults	0108	12/84	117.5	119.5	119.5	1.8	0
Matches	1592		160.6	160.6	160.6	-.2	0
Musical instruments	1593		137.7	139.9	139.9	3.4	0
Pianos	0114	06/85	143.2	143.2	145.8	3.2	1.8
Organs	0115	06/85	119.0	119.0	119.0	1.3	0
Piano and organ parts	0116	06/85	147.8	151.2	151.2	14.1	0
Other musical instruments and parts	0117	06/85	141.0	144.6	143.4	2.8	-.8
Jewelry and jewelry products	1594		124.3	124.7	124.7	1.6	0
Jewelry, platinum and karat gold	02		127.2	127.5	127.5	3.1	0
Other precious metal jewelry	03		116.8	117.4	117.2	-.8	-.2
Costume jewelry and novelties	04		133.1	133.4	133.8	.1	.3
Costume jewelry & novelties made of base metal	0411	06/85	119.5	119.6	120.0	.5	.3
Other costume jewelry, novelties, compacts and cases	0412	06/85	103.8	105.0	105.0	-4.5	0
Jewelers' findings and materials	05		126.0	126.5	126.4	1.1	-.1
Lapidary work, diamond cutting, & polishin	06		73.2	73.2	73.2	0	0
Pens, pencils, and marking devices	1595		133.7	133.3	134.6	2.7	1.0
Pens, mechanical pencils, and parts	02	12/85	128.8	126.8	129.4	3.3	2.1
Ball point pens, including roller pens	0201		128.8	130.2	130.2	2.5	0
Pen and mechanical pencil parts & refill cartridges	0207	12/85	133.6	133.1	133.6	0	.4
Markers, fine point and broad tipped	0208	06/93	105.6	100.5	105.6	([2])	5.1
Other pens and desk sets	0209	06/93	102.8	100.8	101.7	([2])	.9
Lead pencils and art goods	03	12/85	131.7	133.1	133.0	2.7	-.1
Black graphite pencils	0301		136.8	139.3	139.9	2.3	.4
Other wood cased pencils, crayons, and chalk	0302	12/85	125.4	127.8	125.4	.8	-1.9
Artists' equipment and supplies	0303	12/85	135.3	135.8	135.8	3.6	0
Marking devices	04	12/85	121.6	122.8	122.6	1.7	-.2
Rubber and vinyl stamps	0401	12/85	126.3	126.6	126.6	2.2	0
Mechanical hand stamps	0402	12/85	144.4	148.5	147.3	2.7	-.8
Embossing seals	0403	12/85	134.0	([2])	134.0	0	([2])
Metal hand stamps	0404	12/85	119.1	119.1	119.1	0	0
Other marking devices	0405	12/85	107.1	108.6	108.5	1.8	-.1
Watches, clocks and timing mechanisms	1596		118.7	118.6	118.4	.4	-.2
Watches, clocks & timing mech., ex. parts	01		118.7	118.9	118.7	.4	-.2
Watches	0121	06/83	106.3	106.9	106.3	-.6	-.6
Clocks	0123	06/83	125.3	124.9	125.3	2.1	.3
Timing mechanisms	0125	06/83	115.8	115.6	115.7	0	.1
Parts	02	06/83	114.2	111.8	111.8	.5	0
Brooms and brushes	1597		126.9	128.8	128.9	2.6	.1
Brooms	0501	12/85	116.8	122.9	122.9	5.9	0
Paint and varnish brushes and rollers	0502	12/85	123.0	123.3	123.4	1.8	.1
Other brushes, excl. paint and varnish brushes	0503	12/85	122.3	123.8	123.9	2.3	.1
Phono records, compact discs, & audio ta[4]	1598		109.8	106.9	105.4	-.6	-1.4
Phono records, compact and other discs	01		110.9	113.2	106.2	-2.0	-6.2
Compact discs	0104	06/92	103.5	97.6	98.0	-2.7	.4
Disc records	0191	12/84	107.6	115.5	103.9	-1.5	-10.0
Audio tapes	02		107.6	101.4	103.4	.4	2.0
Fire extinguishers	1599		122.7	122.7	133.0	8.3	8.4

[1] Data for December 1993 have been revised to reflect the availability of late reports and corrections by respondents. All data are subject to revision 4 months after original publication. Data are not seasonally adjusted.

[2] Not available.

[3] Prices for all items in this grouping are lagged 1 month.

[4] Prices for some items in this grouping are lagged 1 month.

n.e.c. = Not elsewhere classified.

Note: Titles of some commodities are not shown in this table because they fail to meet our publication criteria.

Digitized for FRASER
http://fraser.stlouisfed.org/
Federal Reserve Bank of St. Louis

Table 7. Producer price indexes by durability of product

(1982=100)

Grouping	1993			1994	
	Annual average	April	December[1]	March[1]	April[1]
Total durable goods	126.8	126.7	127.8	129.2	129.2
Total nondurable goods	113.2	114.0	111.9	113.0	113.0
Total manufactures	121.8	122.4	121.6	122.7	122.9
Durable	126.7	126.7	127.7	128.9	128.9
Nondurable	117.0	118.1	115.6	116.7	117.0
Total raw or slightly processed goods	105.3	105.0	104.6	105.9	105.1
Durable	131.0	127.8	135.7	143.4	143.0
Nondurable	104.0	103.8	103.0	104.0	103.2

[1] Data for December 1993 have been revised to reflect the availability of late reports and corrections by respondents. All data are subject to revision 4 months after original publication. Data are not seasonally adjusted.

Digitized for FRASER
http://fraser.stlouisfed.org/
Federal Reserve Bank of St. Louis

Table 8. Producer price indexes for special commodity groupings[1]

(1982=100 unless otherwise indicated)

Commodity grouping	1993			1994	
	Annual average	April	December[2]	March[2]	April[2]
All commodities except farm products	119.7	120.0	119.0	120.3	120.4
All foods	123.7	124.4	126.2	126.1	125.7
Processed foods	124.9	124.8	126.3	127.9	128.0
Industrial commodities less fuels and related products and power	129.7	130.1	130.3	131.3	131.5
Selected textile mill products	119.6	119.4	119.9	119.2	119.1
Hosiery	122.1	122.2	121.9	121.4	121.5
Underwear and nightwear	125.7	125.7	125.4	126.1	126.1
Chemicals and allied products, including synthetic rubber and synthetic fibers	126.8	127.1	126.6	126.9	127.9
Pharmaceutical preparations	222.0	221.4	224.1	227.6	227.6
Synthetic paint resins (June 1987=100)	111.2	109.8	113.1	114.5	116.0
Volatile paint liquids (June 1987=100)	114.5	115.7	112.1	115.4	117.8
Lumber and plywood	174.8	186.3	184.4	184.5	177.2
Iron ore pellets, all areas (December 1989=100)	99.8	99.6	99.8	99.8	99.8
Steel mill products, including fabricated wire products	109.2	107.7	112.0	112.9	112.7
Finished steel mill products, excluding fabricated wire products	108.5	107.1	111.4	112.1	111.8
Finished steel mill products, including fabricated wire products	109.6	108.2	112.4	113.2	112.9
Stainless steel mill products (December 1989=100)	89.1	89.3	86.7	86.1	86.0
Special metals and metal products	122.9	122.5	124.3	125.9	125.9
Fabricated metal products	124.0	123.7	124.8	125.3	125.3
Copper and copper products	135.1	140.5	125.5	138.3	137.4
Machinery and motive products	128.3	128.2	129.3	130.0	130.2
Machinery and equipment, except electrical	125.9	125.8	126.0	126.7	126.8
Agricultural machinery, including tractors	137.7	135.0	137.8	137.0	137.1
Metalworking machinery	138.1	137.5	138.7	140.3	140.7
Total tractors	133.8	133.4	134.6	135.9	136.0
Construction materials	128.6	129.5	131.4	132.7	132.0
Agricultural machinery and equipment, less parts	135.1	134.9	137.2	137.5	137.5
Farm and garden tractors, less parts	136.6	135.8	137.9	138.0	138.0
Agricultural machinery excluding tractors, less parts	134.6	134.6	137.5	136.5	136.5

[1] These indexes are calculated by combining the indexes listed below by commodity code after each special commodity grouping. The weights are those used for the comprehensive All Commodities index.

[2] Data for December 1993 have been revised to reflect the availability of late reports and corrections by respondents. All data are subject to revision 4 months after original publication.

All commodities except farm products: 02 through 15

All foods: 011, 017, and 02 less 0261, 0262, and 029

Processed foods: 02 less 0261, 0262, and 029

Industrial commodities less fuels and related products and power: 03, 04, and 06 through 15

Selected textile mill products: 0327, 03370105, 03370109, 034, 03810169, 03810272, 03810274, 03810298, 03820102, 03820134, 03820303, 03830324, 03830325 and 1231

Hosiery: 03810169, 03810171, 03810272, 03810273, 03810363, and 03810365

Underwear and nightwear: 03810174, 03810175, 03810176, 03810177, 03810178, 03810274, 03810275, 03810276, 03810277, 03810368, and 03810369

Chemicals and allied products, including synthetic rubber and synthetic fibers: 031, 06 less 064, and 071102

Pharmaceutical preparations: 0634, 0635, and 0636

Synthetic paint resins: 06220132, 066207, and 06620903

Volatile paint liquids: 06140141, 06140202, 06140341, 06140356, 06220306, 06220308, 06220309, and 06220311

Lumber and plywood: 081 and 083

Iron ore pellets, all areas: 10110201, 10110202, and 10110301

Steel mill products, including fabricated wire products: 1017 and 1088

Finished steel mill products, excluding fabricated wire products: 1017 less 101701 and 101702

Finished steel mill products, including fabricated wire products: 1017 and 1088 less 101701 and 101702

Stainless steel mill products: 10170293, 10170351, 10170359, 10170453, 10170454, 10170461, 10170551, 10170661, 10170662, 10170663, 10170664, 10170669, 10170751, 10170755, 10170852, and 10170853

Special metals and metal products: 10, 111, and 141

Fabricated metal products: 10-3 through 10-8

Copper and copper products: 10210201, 10220107, 10220123, 10220162, 102301, 10240301, 10240302, 10240304, 10240305, 102502, 10260314, 10260317, 10260325, 10280301, 10280302, and 10280303

Machinery and motive products: 11 and 14

Machinery and equipment, except electrical: 111, 112, 113, 114, 115, 116, 118, and 119

Agricultural machinery, including tractors: 1111 and 1112 less 11115211 and 111251

Metalworking machinery: 113A, 1132, 113304, 1137, and 1138

Total tractors: 1111 and 1128 less 11115211, 112802, and 112803

Agricultural machinery and equipment, less parts (old commodity code 111): 111 less 11115211 and 111251

Farm and garden tractors, less parts (old commodity code 1111): 1111 less 11115211

Agricultural machinery excluding tractors, less parts (old commodity code 1112): 1112 less 111251

Construction materials: 062101, 0721, 081101, 081102, 081103, 081105, 081203, 081204, 082, 083, 08490105, 086, 092, 101502, 101703, 101704, 10170611, 10170627, 10250103, 10250104, 10250121, 10250123, 10250254, 10260307, 104101, 105, 106, 1071, 10730101, 10730102, 10730103, 10730109, 10730145, 10730146, 10730156, 10730164, 10730165, 107402, 107403, 107404, 10740501, 10740781, 10740786, 10740789, 10740791, 10740793, 10740795, 10810246, 10830222, 10830223, 10830301, 10830321, 10830323, 10830325, 10830329, 10830351, 10830361, 10880211, 10880213, 10880961, 10890566, 1142, 1147, 11490205, 11710106, 11710109, 11710111, 11710112, 11710113, 11710114, 11710117, 11710118, 11710121, 11710135, 11710263, 11710264, 11710266, 11710267, 11710272, 11710274, 11710282, 11710292, 11710294, 11710296, 123101, 1232, 13110413, 131105, 13110712, 132, 133, 134, 136, 137, 1392, 1393, 1394, and 139501

Digitized for FRASER
http://fraser.stlouisfed.org/
Federal Reserve Bank of St. Louis

Table 9. Producer price indexes and percent changes for selected telephone services
(1972=100)

Industry/ product code	Description	Indexes			Unadjusted percent change to Apr. 1994 from:	
		Dec. 1993 1/	Mar. 1994 1/	Apr. 1994 1/	Apr. 1993	Mar. 1994
4811-1	Local service	236.5	236.9	238.1	1.4	0.5
4811-111	Residential 2/	262.8	263.3	265.2	1.1	.7
4811-112	Business	240.1	240.6	240.7	2.6	0
4811-113	Optional additional usage	126.1	126.1	126.1	0	0
4811-114	Coin	250.1	250.1	252.3	1.2	.9
4811-2	Toll service	120.0	123.1	122.9	3.2	-.2
4811-211	Intrastate MTS	140.5	139.7	139.0	-.8	-.5
4811-212	Interstate MTS	111.5	118.3	118.3	8.1	0
4811-213	International MTS	68.6	68.6	68.6	-12.7	0
4811-214	WATS	96.2	96.2	96.2	-.3	0
4811-214-11	Interstate WATS	87.0	87.0	87.0	0	0
4811-214-12	Intrastate WATS	120.3	120.4	120.4	-.9	0

1/ Data for Dec. 1993 have been revised to reflect the availability of late reports and corrections by respondents. All data are subject to revision 4 months after original publication. Data are not seasonally adjusted.

2/ Telephone services contained in the Consumer Price Index cover not only local residential service, but also parts of toll service, equipment leasing (such as extension phones), and non-recurring charges (such as installation).

Digitized for FRASER
http://fraser.stlouisfed.org/
Federal Reserve Bank of St. Louis

Table 10. Producer price indexes for material inputs to construction industries
(June 1986=100)

Grouping 1/	Relative importance	Unadjusted index			Unadjusted percent change to Apr. 1994 from:	
	Dec. 1993	Dec. 1993 2/	Mar. 1994 2/	Apr. 1994 2/	Apr. 1993	Mar. 1994
Inputs to construction industries	100.000	122.8	124.0	123.7	1.2	-0.2
New construction	74.769	123.7	124.9	124.6	1.3	-.2
Single-unit residential	35.493	128.9	130.0	129.2	.8	-.6
Multi-unit residential	5.121	124.0	125.3	125.0	1.6	-.2
Non-residential buildings	17.022	118.9	120.1	120.2	2.0	.1
Highway and street construction	4.226	111.7	112.7	113.1	1.3	.4
Water and sewer supply construction	2.395	119.7	120.9	121.1	2.2	.2
Other heavy construction	10.512	121.1	122.7	122.6	1.3	-.1
Maintenance and repair construction	25.231	120.2	121.2	121.2	1.3	0
Residential	8.374	120.4	121.4	121.4	1.3	0
Non-residential	16.857	120.1	121.1	121.1	1.3	0

1/ Indexes in this table are derived from the primary product indexes in table 5 that are weighted using 1977 input/output relationships. These indexes only include inputs to construction which are produced by the mining and manufacturing sectors of the economy, excluding capital equipment. Since they do not include labor or capital costs, these indexes should not be regarded as comprehensive measures of changes in construction costs. See note on page 190 of the July 1986 issue of Producer Price Indexes.

2/ Data for Dec. 1993 have been revised to reflect the availability of late reports and corrections by respondents. All data are subject to revision 4 months after original publication. Data are not seasonally adjusted.

Digitized for FRASER
http://fraser.stlouisfed.org/
Federal Reserve Bank of St. Louis

Table 11. Producer price indexes and percent changes for the net output of industry by stage of process
(June 1987=100)

Grouping 1/	Relative Importance Dec. 1993	Unadjusted Index 2/ Dec. 1993 2/	Mar. 1994 2/	Apr. 1994 2/	Unadjusted percent changes 12 months ending Apr. 1994	3 months ending-- Jul. 1993	Oct. 1993	Jan. 1994	Apr. 1994	Mar. 1994 To Apr. 1994
Net output from:										
Crude processors	100.000	107.8	110.5	110.1	-0.1	-0.5	1.1	-1.7	1.0	-0.4
Crude agricultural and feed processors	8.201	130.6	132.5	129.0	9.9	8.3	-4.9	9.6	-2.6	-2.6
Crude agricultural processors	3.975	139.2	141.2	135.5	12.3	15.3	-11.4	13.7	-3.4	-4.0
Crude feed processors	4.226	124.0	125.7	124.1	7.8	2.2	1.4	6.0	-1.8	-1.3
Crude mining processors	36.774	94.9	99.6	98.2	-2.2	-1.5	4.8	-6.6	1.4	-1.4
Crude manufacturing processors less feeds	55.026	117.6	118.9	119.8	0.1	-0.9	-0.8	0.3	1.4	0.8
Crude nondurables processors	42.799	114.9	114.7	115.6	-1.1	-1.3	-0.3	-0.3	0.8	0.8
Crude durables processors	12.227	128.7	135.9	137.0	4.6	0.3	-2.2	2.8	3.7	0.8
Primary processors	100.000	115.8	117.3	117.2	-0.2	0.9	-0.2	-1.8	0.9	-0.1
Primary agricultural and food processors	9.134	111.8	116.1	114.5	8.4	-0.4	2.6	4.4	1.6	-1.4
Primary agricultural processors	7.371	110.1	114.9	113.0	6.5	-3.0	4.4	3.2	2.0	-1.7
Primary food processors	1.763	120.8	122.7	122.8	17.7	12.1	-5.0	10.3	0.2	0.1
Primary mining processors	0.989	115.5	116.9	117.7	3.4	0.2	1.6	0.2	1.5	0.7
Primary manufacturing processors less foods	89.877	117.9	119.1	119.1	-1.0	1.0	-0.4	-2.4	0.8	0.0
Primary nondurables processors	64.193	119.8	121.1	121.2	-2.0	1.6	-0.8	-4.0	1.3	0.1
Primary durables processors	25.684	119.0	120.3	119.9	1.5	-1.0	0.8	1.6	0.2	-0.3
Semifinished processors	100.000	119.7	119.9	119.9	1.0	-0.5	0.3	1.0	0.3	0.0
Semifinished agricultural and food processors	19.706	118.3	116.2	115.9	-0.9	-2.6	-0.4	2.2	0.0	-0.3
Semifinished agricultural processors	2.929	158.4	126.1	122.1	-17.3	-17.9	-2.1	15.6	-10.9	-3.2
Semifinished food processors	16.777	113.1	114.9	115.0	1.8	-0.1	-0.3	0.4	1.7	0.1
Semifinished manufacturing processors less foods	80.294	120.2	121.0	121.1	1.5	0.1	0.3	0.8	0.3	0.1
Semifinished nondurables processors	24.044	129.2	130.1	130.4	1.6	0.2	0.5	0.7	0.2	0.2
Semifinished durables processors	56.250	116.5	117.2	117.3	1.4	-0.1	0.3	0.7	0.4	0.1
Finished processors	100.000	119.0	119.6	119.7	0.6	0.0	-0.3	0.7	0.3	0.1
Finished foods processors	19.019	117.7	118.2	118.3	1.3	0.3	0.2	0.7	0.2	0.1
Finished mining processors	0.656	124.9	127.6	125.1	6.4	2.5	3.0	2.8	-2.0	-2.0
Finished manufacturing processors less foods	80.325	119.4	120.0	120.1	0.3	-0.1	-0.5	0.7	0.3	0.1
Finished nondurables processors	18.619	125.8	126.2	126.2	-4.8	-0.9	-4.8	0.7	0.2	0.0
Finished durables processors	61.706	117.1	117.8	117.9	2.0	0.2	0.9	0.7	0.3	0.1
Special groupings:										
Crude energy processors	34.961	94.9	99.7	98.3	-2.4	-1.7	5.1	-6.8	1.4	-1.4
Crude processors less energy	65.039	118.1	119.5	119.8	1.3	0.3	-1.3	1.5	0.8	0.3
Crude processors less agriculture	96.025	106.7	109.4	109.3	-0.5	-1.0	1.6	-2.3	1.3	-0.1
Crude processors less agriculture and feeds	91.799	106.0	108.8	108.7	-0.8	-1.1	1.5	-2.5	1.4	-0.1
Crude processors less agriculture, feed and energy	56.839	116.7	117.9	118.8	0.2	-0.8	-0.7	0.3	1.4	0.8
Primary energy processors	36.522	131.9	134.4	134.6	-3.7	2.8	-1.4	-6.9	2.0	0.1
Primary processors less energy	63.478	115.4	116.6	116.3	2.0	-0.4	0.7	1.3	0.3	-0.3
Primary processors less agriculture, food and energy	54.344	117.1	117.8	117.6	0.9	-0.4	0.4	0.8	0.1	-0.2
Finished processors less food	80.981	119.4	120.0	120.0	0.3	-0.1	-0.5	0.8	0.2	0.0

1/ Indexes in this table are derived from the industry indexes in table 5. Industries are allocated to stages of process based on inter-industry shipment patterns from the 1977 input/output relationships.

2/ All data are subject to revision 4 months after original publication. Data are not seasonally adjusted.

Digitized for FRASER
http://fraser.stlouisfed.org/
Federal Reserve Bank of St. Louis

Table 12. Producer price indexes and percent changes for the material inputs to industry stage of process and final demand
(June 1987=100)

Grouping 1/	Relative Importance Dec. 1993	Unadjusted Index 2/ Dec. 1993 2/	Mar. 1994 2/	Apr. 1994 2/	Unadjusted percent changes 12 months ending Apr. 1994	3 months ending-- Jul. 1993	Oct. 1993	Jan. 1994	Apr. 1994	Mar. 1994 To Apr. 1994
Net material input to:										
Primary processors	100.000	105.8	108.4	108.6	-2.3	-2.0	1.8	-3.5	1.4	0.2
Foods and agricultural products	12.423	129.8	130.1	126.7	11.4	3.3	-0.9	13.7	-4.3	-2.6
Crude food and agricultural products	7.008	136.8	136.4	131.4	14.5	3.8	-2.4	20.6	-6.3	-3.7
Processed foods	5.415	121.8	123.0	121.4	7.9	2.7	1.0	5.7	-1.6	-1.3
Energy	41.075	93.8	97.6	98.0	-9.0	-4.7	4.8	-11.3	2.7	0.4
Goods less food and energy	46.502	117.4	119.2	120.0	1.3	-0.3	-0.5	0.5	1.6	0.7
Mining products less energy	1.233	95.9	97.6	97.9	1.1	-0.3	-0.4	0.4	1.5	0.3
Nondurables less food and energy	29.197	114.4	114.4	115.6	0.4	-0.4	0.0	-0.3	1.1	1.0
Durables	16.072	125.7	131.0	131.2	2.7	-0.2	-1.5	1.9	2.6	0.2
Semifinished processors	100.000	112.3	114.1	114.0	0.6	-0.7	-0.3	0.4	1.2	-0.1
Foods and agricultural products	24.906	101.9	106.1	105.8	0.7	-3.2	-1.0	1.8	3.2	-0.3
Crude food and agricultural products	23.027	100.8	105.2	104.9	0.0	-4.0	-0.9	1.6	3.5	-0.3
Processed foods	1.879	117.0	118.1	117.9	9.8	6.6	-2.6	5.5	0.3	-0.2
Energy	5.759	136.5	138.4	137.4	-3.4	3.9	-1.6	-6.6	1.1	-0.7
Goods less food and energy	69.335	116.8	117.6	117.7	1.0	-0.1	0.1	0.5	0.5	0.1
Mining products less energy	1.148	116.2	117.2	117.9	3.3	0.3	1.8	0.1	1.1	0.6
Nondurables less food and energy	32.273	115.9	115.7	115.9	0.0	0.1	0.1	-0.2	0.0	0.2
Durables	35.915	117.7	119.4	119.4	2.0	-0.3	0.2	1.1	0.9	0.0
Finished processors	100.000	114.8	115.0	115.1	0.9	-0.1	0.1	0.6	0.3	0.1
Foods and agricultural products	10.916	119.7	118.1	118.1	2.3	-1.9	-0.1	4.3	0.0	0.0
Crude food and agricultural products	3.805	128.5	119.2	118.4	-0.8	-6.7	0.4	9.5	-3.2	-0.7
Processed foods	7.110	115.5	117.7	118.1	3.8	0.5	-0.3	1.8	1.6	0.3
Energy	2.828	140.2	141.8	140.8	-2.8	4.8	-2.0	-6.1	0.9	-0.7
Goods less food and energy	86.257	114.3	114.8	114.9	0.9	0.0	0.2	0.4	0.3	0.1
Mining products less energy	0.060	112.6	112.7	113.5	1.2	0.5	-0.2	-0.2	1.1	0.7
Nondurables less food and energy	31.615	117.6	117.8	118.0	0.3	-0.1	0.1	0.3	0.1	0.2
Durables	54.581	112.6	113.1	113.2	1.1	-0.1	0.3	0.5	0.4	0.1
Final demand	100.000	118.6	119.4	119.5	0.0	0.0	-0.3	-0.3	0.6	0.1
Consumers	74.570	119.5	120.3	120.3	-0.7	-0.1	-0.7	-0.5	0.6	0.0
Foods and agricultural products	23.038	118.0	118.0	117.7	0.9	-0.9	0.5	1.2	0.1	-0.3
Crude food and agricultural products	1.998	139.8	124.3	117.9	-10.8	-15.1	4.7	12.0	-10.4	-5.1
Processed foods	21.040	116.0	117.3	117.4	1.7	0.3	0.3	0.3	0.9	0.1
Energy	14.046	131.8	134.4	135.3	-2.6	1.8	-0.4	-6.2	2.3	0.7
Consumer goods less food and energy	37.486	122.7	123.4	123.3	-1.0	-0.3	-1.6	0.7	0.2	-0.1
Mining products less energy	0.003	117.3	117.5	117.9	0.3	0.0	0.0	-0.3	0.5	0.3
Nondurables less food and energy	19.792	127.0	127.6	127.6	-3.6	-0.8	-3.8	0.7	0.3	0.0
Durables	17.692	116.5	117.2	117.1	2.1	0.1	1.0	0.8	0.2	-0.1
Capital investment	25.430	116.6	117.4	117.5	1.9	0.2	0.7	0.7	0.3	0.1
Special groupings:										
Final demand less foods and agricultural products	76.962	119.0	120.0	120.2	-0.3	0.2	-0.6	-0.6	0.7	0.2
Final demand less energy	85.954	119.5	120.0	120.0	0.4	-0.3	-0.3	0.8	0.3	0.0
Final demand less food and energy	62.916	120.1	120.9	120.9	0.2	-0.1	-0.7	0.7	0.3	0.0
Consumer goods less energy 4/	81.165	120.8	121.2	121.0	-0.3	-0.7	-0.7	0.9	0.2	-0.2
Consumer goods less foods and agricultural products 4/	69.105	120.8	122.0	122.1	-1.5	0.2	-1.2	-1.3	0.8	0.1
Consumer goods less food and energy 4/	45.376	123.9	125.3	125.6	-3.2	0.3	-2.4	-2.2	1.1	0.2

1/ Indexes in this table are derived from the product indexes in table 5. These indexes are composed of the goods used by the industries in each of the industry stage of process output indexes as shown by the 1977 input/output relationships. These material inputs include only domestic material input and do not include any imported materials which may be used.

2/ All data are subject to revision 4 months after original publication. Data are not seasonally adjusted.

3/ Not available.

4/ Percent of final input to consumers.

Digitized for FRASER
http://fraser.stlouisfed.org/
Federal Reserve Bank of St. Louis

Technical Notes

Brief Explanation of Producer Price Indexes

Producer price indexes (PPI) measure average changes in prices received by domestic producers of commodities in all stages of processing. Most of the information used in calculating the indexes is obtained through the systematic sampling of nearly every industry in the manufacturing and mining sectors of the economy. The PPI program also includes some information from other sectors—agriculture, fishing, forestry, services, and gas and electricity. Because producer price indexes are designed to measure only the change in prices received for the output of domestic industries, imports are not included. The sample currently contains about 3,200 commodities and 80,000 quotations per month.

There are three primary systems of indexes within the PPI program: (1) Stage-of-processing indexes; (2) commodity indexes; and (3) indexes for the net output of industries and their products. The stage-of-processing structure (table 1) organizes products by class of buyer and degree of fabrication. The entire output of various industries is sampled to derive price indexes for the net output of in–dustries and their products (table 5). The commodity structure (table 6) organizes products by similarity of end-use or material composition.

Within the stage-of-processing system, finished goods are commodities that will not undergo further processing and are ready for sale to the final demand user, either an individual consumer or business firm. Consumer foods include unprocessed foods such as eggs and fresh vegetables, as well as processed foods such as bakery products and meats. Other finished consumer goods include durable goods such as automobiles, household furniture, and appliances, and nondurable goods such as apparel and home heating oil. Capital equipment includes producer durable goods such as heavy motor trucks, tractors, and machine tools.

The stage-of-processing category for intermediate materials, supplies, and components consists partly of commodities that have been processed but require further processing. Examples of such semifinished goods include flour, cotton yarn, steel mill products, and lumber. The intermediate goods category also encompasses nondurable, physically complete items purchased by business firms as inputs for their operations. Examples include diesel fuel, belts and belting, paper boxes, and fertilizers.

Crude materials for further processing are products entering the market for the first time that have not been manufacturered or fabricated and that are not sold directly to consumers. Crude foodstuffs and feedstuffs include items such as grains and livestock. Examples of crude nonfood materials include raw cotton, crude ppetroleum, coal, hides and skins, and iron and steel scrap.

The illustration shows examples of how products are classified by stage of processing.

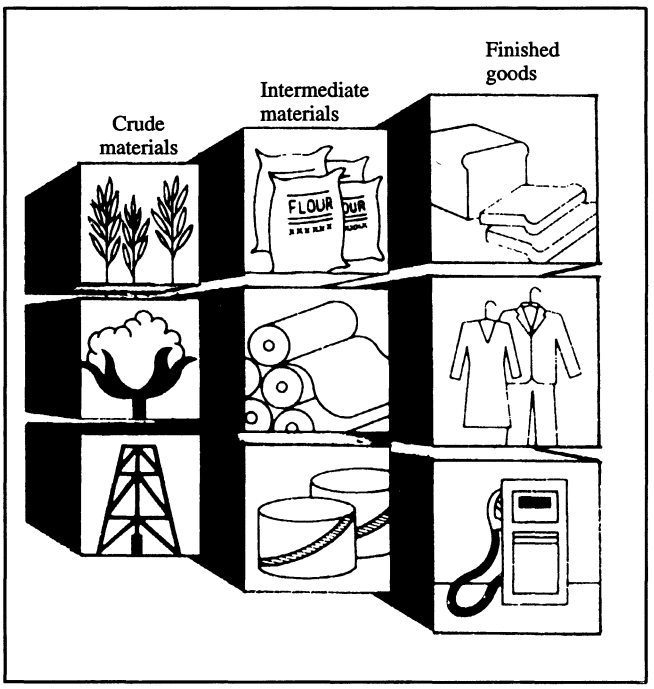

Producer price indexes for the net output of industries and their products are grouped according to the Standard Industrial Classification (SIC) and the Census product code extension of the SIC. Industry price indexes are compatible with other economic time series organized by SIC codes, such as data on employment, wages, and productivity. Table 4 lists indexes for the net output of major mining and manufacturing industry groups at the 2-digit level. Table 5 includes data for SIC industries and industry groups (2-, 3-, and 4-digit levels); indexes for Census product classes (5- and 6-digit levels), products (7-digit level), and more detailed subproducts (9-digit level); and, for some industries, indexes for other sources of revenue. Indexes may be represented by one to three kinds of product indexes. Every industry has primary product in-

Digitized for FRASER
http://fraser.stlouisfed.org/
Federal Reserve Bank of St. Louis

dexes to show changes in prices received by establishments classified in the industry for products made primarily, but not always exclusively, within the industry. The industry classification of an establishment is determined by which products comprise a plurality of its total shipment value. In addition, some industries also may have secondary product indexes that show changes in prices received by establishments classified in the industry for products primary to some other industry. Finally, some industries have miscellaneous receipts indexes to show price changes in other sources of revenue received by establishments within the industry that are not derived from sales of their products, e.g., resales of purchased materials, or revenues from parking lots owned by a manufacturing plant.

Some product indexes published in table 5 correspond to 8-digit commodity indexes in table 6. In these cases, movement of the latter indexes are calculated on the basis of movements of their counterparts in table 5. Although most such indexes continue to be published in table 6 on a base period of 1982=100 or some later base, corresponding indexes in table 5 are published on a base of the month of their introduction. Even though index levels for corresponding items may differ, monthly percent changes will be identical. (See "Calculating Index Changes," below.)

Producer price indexes are based on selling prices reported by establishments of all sizes selected by probability sampling, with the probability of selection proportionate to size. Individual items and transaction terms from these firms are also chosen by probability proportionate to size. BLS strongly encourages cooperating companies to supply actual transaction prices at the time of shipment to minimize the use of list prices. Prices are normally reported by mail questionnaire for the Tuesday of the week containing the 13th.

Price data are provided on a voluntary and confidential basis; no one but sworn BLS employees are allowed access to individual company price reports. The Bureau publishes price indexes instead of unit dollar prices. All producer price indexes are routinely subject to revision once, 4 months after original publication, to reflect the availability of late reports and corrections by respondents.

Net output values of shipments are used as weights for industry indexes. Net output values refer to the value of shipments from establishments in one industry to establishments classified in another industry. However, weights for commodity price indexes are based on gross shipment values, including shipment values between establishments within the same industry. As a result, broad commodity grouping indexes such as the all commodities index are affected by the multiple counting of price change at successive stages of processing, which can lead to exaggerated or misleading signals about inflation. Stage-of-processing indexes partially correct this defect, but industry indexes consistently correct for this at all levels of aggregation. Therefore, industry and stage-of-processing indexes are more appropriate than broad commodity groupings for economic analysis of general price trends.

Weights for most traditional commodity groupings of the PPI, as well as all indexes (such as stage-of-processing indexes) calculated from traditional commodity groupings currently reflect 1987 values of shipments as reported in the Census of Manufactures and other sources. From January 1987 through December 1991, PPI weights were derived from 1982 shipment values. Many industry indexes which are based on the SIC system, continue to be calculated with 1987 net output weights.

Effective with publication of January 1988 data, many important PPI series (including all stage-of-processing groupings and most commodity groups and individual items) were placed on a new reference base, 1982=100, to coincide with the reference year of shipment weights. From 1971 through 1987, the standard reference base for most PPI series was 1967=100. Except for rounding differences, the shift to the new reference base did not alter previously published percent changes for affected PPI series. (See "Calculating Index Changes," below.) The new reference base is not used for indexes with a base later than December 1981, nor for indexes for the net output of industries and their products.

For further information on the underlying concepts and methodology of the Producer Price Index, see chapter 16, "Producer Prices," in *BLS Handbook of Methods* (1992), Bulletin 2414. Reprints are available from the Bureau of Labor Statistics on request (202-606-STAT).

Calculating Index Changes

Movements of price indexes from one month to another are usually expressed as percent changes rather than as changes in index points because index point changes are affected by the level of the index in relation to its base period, while percent changes are not. The computation of index point and percent changes is shown in the box.

Index point change	
Finished Goods Price Index	107.5
Less previous index	104.0
Equals index point change	3.5
Index percent change	
Index point change	3.5
Divided by the previous index	104.0
Equals	0.034
Results multiplied by100	0.034 x 100
Equals percent change	3.4

Percent changes for 3-month and 6-month period can be expressed as annual rates that are computed according

Digitized for FRASER
http://fraser.stlouisfed.org/
Federal Reserve Bank of St. Louis

to the standard formula for compound growth rates. These data indicate what the percent change would be if the rate for a given 3- or 6-month span were maintained for a 12-month period.

Each index measures price changes from a reference period which equals 100.0 (1982 or some later month). An increase of 5.5 percent from the reference period in the Finished Goods Price Index for example, is shown as 105.5. This change can also be expressed in dollars as follows: "Prices received by domestic producers of a systematic sample of finished goods have risen from $100 in 1982 to $105.50 today." Likewise, a current index of 90.0 would indicate that prices received by producers of finished goods today are 10 percent lower than they were in 1982.

Seasonally Adjusted and Unadjusted Data

Because price data are used for different purposes by different groups, the Bureau of Labor Statistics publishes seasonally adjusted as well as unadjusted changes each month.

Seasonally adjusted data are preferred for analyzing general price trends in the economy because they eliminate the effect of changes that normally occur at about the same time and in about the same magnitude every year—such as price movements resulting from normal weather patterns, regular production and marketing cycles, model changeovers, seasonal discounts, and holidays. For these reasons, seasonally adjusted data more clearly reveal underlying cyclical trends.

Unadjusted data are of primary interest to users who need information which can be related to actual dollar values of transactions. Individuals requiring this information include marketing specialists, purchasing agents, budget and cost analysts, contract specialists; and commodity traders. It is the unadjusted data that are generally cited in escalating longterm contracts such as purchasing agreements or real estate leases. (See *Escalation and Producer Price Indexes: A Guide for Contracting Parties,* BLS Report 807, 1991 edition, available on request from BLS.)

Seasonal factors used in computing seasonally adjusted indexes are derived from the X-11 Seasonal Adjustment Method. Annual updates replace the most recent 5 years of seasonal data, e.g., data from January through December 1991 were replaced at the beginning of 1992. Indexes for most broad commodity groupings and 8-digit individual commodities in table 6, as well as industry and Census product indexes in tables 4 and 5, do not undergo the seasonal adjustment process and, therefore, are published only as unadjusted data.

Some indexes are adjusted directly, i.e., independently of the seasonal movements of other more detailed series comprising the category in question. This is the case for all indexes in table 6 which are adjusted, as well as for certain basic stage-of-processing categories in table 1. Seasonal movements for most stage-of-processing indexes are derived indirectly by the aggregate method, which combines movements of the basic stage-of-proceessing categories with those of a wide variety of food and certain other subproduct class (6-digit level) series.

Direct seasonal adjustment produces a more complete elimination of seasonal movements than the aggregative method does. However, the direct seasonal adjustment process does not yield figures that possess additive consistency. Thus, a seasonally adjusted index for a broad category that is directly adjusted may not be logically consistent with all seasonally adjusted indexes for its components. Seasonally adjusted data can also become problematic when previously stable and predictable timing patterns of pricing behavior abruptly change. If the new timing pattern persists, the seasonal adjustment method will eventually reflect it adequately; if these patterns keep shifting, however, seasonally adjusted data will be chronically troublesome. This problem occurs relatively infrequently for farm and food-related products but has more often affected manufactured products such as automobiles and steel.

For more information, see appendix A, "Seasonal Adjustment Methodology at BLS," in *BLS Handbook of Methods* (1992), Bulletin 2414.

Digitized for FRASER
http://fraser.stlouisfed.org/
Federal Reserve Bank of St. Louis

Where To Find PPI Information



Monthly Periodical:
Most comprehensive report available. Includes text, statistical tables, and technical notes. Order *Producer Price Indexes* from Government Printing Office, Washington, DC 20402, for $37 a year; $12 single copy.



Electronic News Release:
Quickest. Accessible electronically immediately at release time through BLS news release service. Write the Office of Publications, Bureau of Labor Statistics, Washington, D.C. 20212-0001, or call (202) 606-5888.



Data Diskettes:
Selected commodity groupings by stage of processing are available on diskettes for the most recent 13 months. For information call the Office of Publications, Bureau of Labor Statistics, (202) 606-5888.

Telephone:
Quick summary on 24-hour recorded message. Key PPI numbers, plus other BLS indicators and upcoming release dates. Call (202) 606-STAT.



Computer Tapes:
For users who need PPI data in machine-readable form. From the Bureau of Labor Statistics, Division of Financial Planning and Management, Washington, D.C. 20212-0001.

Monthly Labor Review:
PPI included in monthly 47-page summary of BLS data and in analytical articles. Available from Superintendent of Documents, U.S. Government Printing Office, Washington, DC 20402, for $25 a year; $7 single copy.

Digitized for FRASER
http://fraser.stlouisfed.org/
Federal Reserve Bank of St. Louis

Issues in Labor Statistics

U.S. Department of Labor
Bureau of Labor Statistics

Want a freebie from the Bureau of Labor Statistics?

The Bureau's new series of issue papers provides you with succinct, up-to-the-minute background data in a readily digested form. They're convenient, current, easy to read, and available free from BLS. To be added to the ***Issues in Labor Statistics*** mailing list, write to: *Bureau of Labor Statistics, Office of Publications and Special Studies, Room 2850, 2 Massachusetts Ave., NE., Washington, DC 20212-0001*, or FAX the coupon below to (202) 606-7891.

Here are some *Issues* we've done for you lately!

- Family Leave Provisions in Union Contracts
- Health Care Benefits Under Close Scrutiny
- Parental Leave Benefits Provided by Employers
- Poor Job Market Keeps Many Youth on Sidelines
- Recent Job Losers Less Likely to Expect Recall
- Who's Coming Into the Workforce, and Who's Leaving?
- Women's Labor Force Growth Appears Stalled

- -

Yes, please add my name to the mailing list of ***Issues In Labor Statistics***.

Name____

Organization____________________________________

Street____

City____________________State________Zip__________

Digitized for FRASER
http://fraser.stlouisfed.org/
Federal Reserve Bank of St. Louis

Digitized for FRASER
http://fraser.stlouisfed.org/
Federal Reserve Bank of St. Louis

Bureau of Labor Statistics
Regional Offices

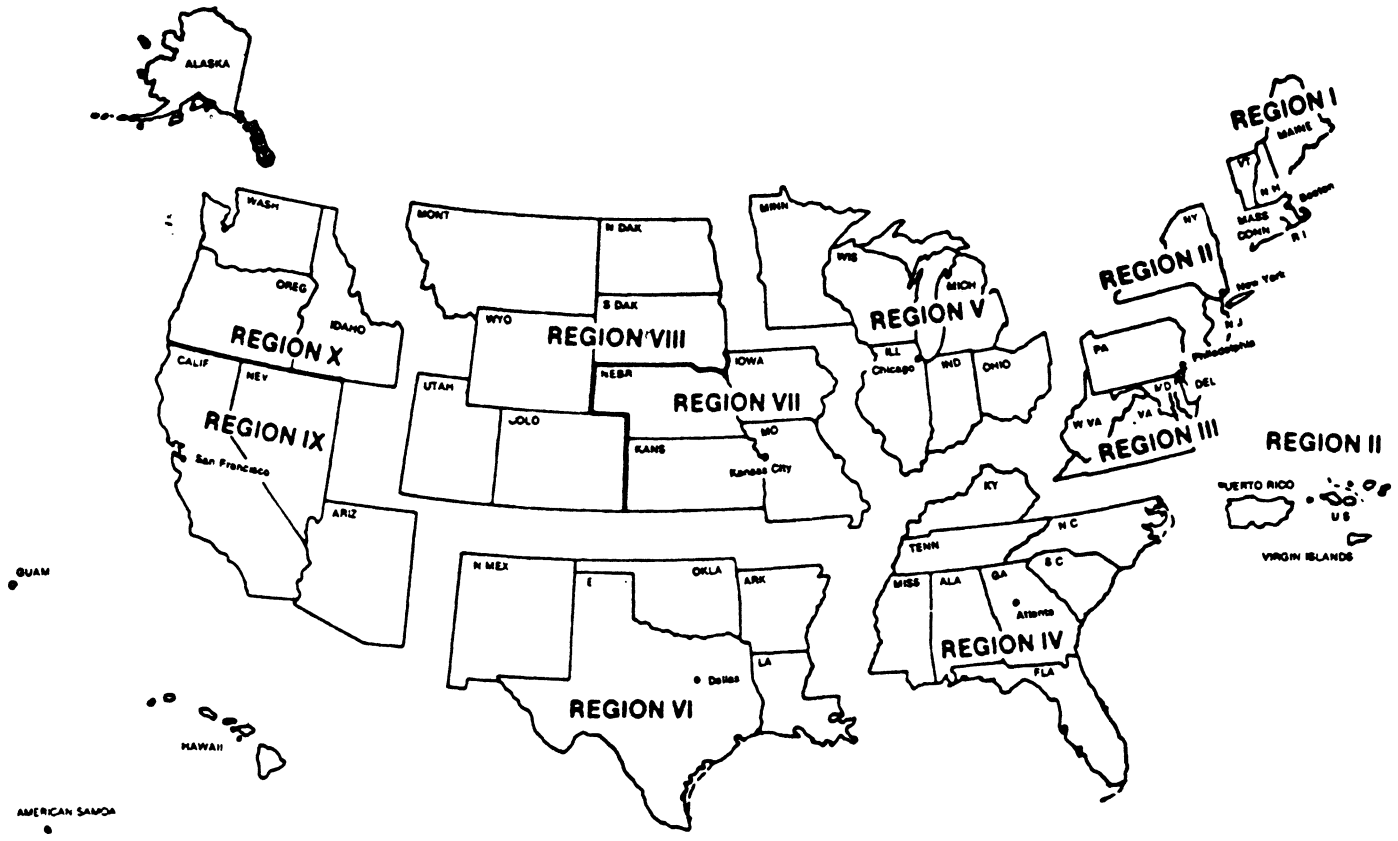

Region I
1 Congress Street, 10th Floor
Boston, MA 02114-2023
Phone: (617) 565-2327

Region II
Room 808
201 Varick Street
New York, NY 10014-4811
Phone: (212) 337-2400

Region III
3535 Market Street
P.O. Box 13309
Philadelphia, PA 19101-3309
Phone: (215) 596-1154

Region IV
1371 Peachtree Street, N.E.
Atlanta, GA 30367-2302
Phone: (404) 347-4416

Region V
9th Floor
Federal Office Building
230 S. Dearborn Street
Chicago, IL 60604-1595
Phone: (312) 353-1880

Region VI
Federal Building
525 Griffin Street, Room 221
Dallas, TX 75202-5028
Phone: (214) 767-6970

Regions VII and VIII
1100 Main Street
Suite 600
Kansas City, MO 64105-2112
Phone: (816) 426-2481

Regions IX and X
71 Stevenson Street
P.O. Box 193766
San Francisco, CA 94119-3766
Phone: (415) 744-6600

Digitized for FRASER
http://fraser.stlouisfed.org/
Federal Reserve Bank of St. Louis

U.S. Department of Labor
Bureau of Labor Statistics
Washington, DC 20212

Official Business
Penalty for Private Use, $300
RETURN POSTAGE GUARANTEED

Second Class Mail
Postage and Fees Paid
U.S. Department of Labor
ISSN 0882-5270

Digitized for FRASER
http://fraser.stlouisfed.org/
Federal Reserve Bank of St. Louis