


Producer Prices and Price Indexes Data for July 1981



U.S. Department of Labor
Bureau of Labor Statistics





U.S. DEPARTMENT OF LABOR
Raymond J. Donovan, Secretary

BUREAU OF LABOR STATISTICS
Janet L. Norwood, Commissioner

OFFICE OF PRICES AND LIVING CONDITIONS
W. John Layng, Associate Commissioner

Producer Prices and Price Indexes is a monthly report on producer price movements including text, tables, and technical notes. An annual supplement contains monthly data for the calendar year, annual averages, and information on weights and changes in the sample. A subscription may be ordered from the Superintendent of Documents, U.S. Government Printing Office, Washington, D.C. 20402.

Subscription price:

\$18 a year domestic (includes
supplement)
\$4.50 additional foreign

Single copy \$2.75
Supplement \$3.00

The Secretary of Labor has determined that the publication of this periodical is necessary in the transaction of the public business required by law of this Department. Use of funds for printing this periodical has been approved by the Director of the Office of Management and Budget through July 1983. Second-class postage paid at Laurel, Md. Material in this publication is in the public domain and may be reproduced without permission of the Federal Government. Please credit the Bureau of Labor Statistics.

Library of Congress
Catalog Number L53-140
(ISSN 0161-7311)

September 1981

Producer Prices and Price Indexes Data for July 1981

Contents

	<i>Page</i>		<i>Page</i>
Price movements, July 1981	1	8. Producer price indexes for bituminous coal by region	87
Addition of data from the producer price index revision	4	9. Producer price indexes for special commodity groupings	88
Producer price indexes will shift to new base next year	5	10. Producer price indexes: Changes in commodity specifications, May 1981.....	88
Charts:		11. Producer price indexes for the output of selected SIC industries.....	89
1. Finished Goods Price Index and its components, 1971-81, 3-month annual rates of change.....	6	12. Percent changes in producer price indexes for the output of selected SIC industries	91
2. Intermediate Materials Price Index and its components, 1971-81, 3-month annual rates of change.....	7	13. Producer price indexes for the output of selected census product classes.....	93
3. Crude Materials Price Index and its components, 1971-81, 3-month annual rates of change.....	8	14. Price indexes and percent changes for total railroad freight and selected STCC groups	100
Tables:		15. Producer price indexes and percent changes for selected telephone services	100
1. Producer price indexes and percent changes by stage of processing.....	9	16. Traditional commodity price indexes deleted from PPI sample, effective July 1981	101
2. Producer price indexes and percent changes for selected commodity groupings by stage of processing.....	10	17. Traditional commodity price indexes recoded, effective July 1981.....	102
3. Producer price indexes and percent changes for selected stage-of-processing groupings, seasonally adjusted.....	13	18. Traditional commodity price indexes based on the movement of corresponding indexes from the Producer Price Index Revision, effective July 1981	103
4. Producer price indexes for the net output of selected industries and their products	14	19. New items in the Producer Price Index based on the movement of corresponding indexes from the Producer Price Index Revision, effective July 1981	105
5. Producer price indexes by durability of product.....	47	Technical notes	114
6. Producer prices and price indexes for commodity groupings and individual items	48		
7. Producer prices and price indexes for refined petroleum products by region	86		

Price Movements July 1981

The Producer Price Index for Finished Goods moved up 0.4 percent from June to July on a seasonally adjusted basis. The July increase followed a 0.6 percent advance in June and a 0.4 percent rise in May. Prices for intermediate goods also increased 0.4 percent, about the same as in both preceding months. Crude material prices moved up 0.5 percent, much less than in June (table A).

Although consumer food price increases accelerated from 0.5 percent in June to 1.5 percent in July, prices for other finished goods edged up only 0.1 percent, far less than in any month since last fall. Finished energy prices fell 1.0 percent after rising slightly in June. The index for finished consumer goods other than foods and energy moved up 0.2 percent, following a 0.6 percent increase during the previous month. Capital equipment prices advanced 0.7 percent for the second consecutive month.

Before seasonal adjustment, the Producer Price Index for Finished Goods moved up 0.5 percent to 271.3 (1967 = 100). Over the year, the Finished Goods Price Index rose 8.8 percent. The finished consumer foods index increased 6.3 percent from July 1980 to July 1981, prices for finished energy goods were up 17.6 percent, the index for finished consumer goods other than foods and energy rose 6.9 percent, and capital equipment prices were up 10.4 percent. The Producer Price Index for intermediate goods increased 9.6 percent over the year, and crude material prices were 10.5 percent higher than a year ago.

Finished goods

Finished consumer goods. Despite the sharp upturn in food prices, the increase in the Producer Price Index for finished consumer goods slowed to 0.3 percent, after a

Table A. Percent changes from preceding month in selected stage-of-processing price indexes, seasonally adjusted¹

Month	Finished goods			Intermediate goods			Crude goods		
	Total	Consumer foods	Other	Total	Foods and feeds ²	Other	Total	Food-stuffs and feed-stuffs	Other
1980:									
July	1.7	3.7	1.1	0.9	4.1	0.7	5.3	7.5	2.4
August	1.2	2.7	.7	1.0	6.0	.7	4.6	6.1	2.4
September3	.5	.2	.5	.7	.5	1.4	.7	2.3
October9	.7	1.1	.8	5.2	.6	1.7	1.5	1.9
November7	.3	.8	.9	1.5	.9	1.1	.2	2.4
December4	0	.4	1.1	-5.6	1.6	-8	-2.6	1.8
1981:									
January	1.2	.1	1.5	1.3	.2	1.4	.2	-1.1	2.0
February8	-.6	1.2	.4	-3.9	.6	1.1	-3.3	7.0
March	^r 1.2	^r 1.0	^r 1.3	^r 1.0	^r -2.6	^r 1.3	^r -1.3	^r -2.0	^r -4
April	^r .5	^r -.3	^r .7	^r .9	^r .7	^r .9	^r 1.1	1.5	^r .6
May4	0	.5	.5	-.2	.6	-.5	-2.2	1.5
June6	.5	.6	.3	-.5	.3	1.2	2.8	-.5
July4	1.5	.1	.4	-.5	.5	.5	.3	.8

¹ Data for March 1981 have been revised to reflect the availability of late reports and corrections by respondents. For this reason, some of the figures shown above and elsewhere in this report may differ from

those previously reported.

² Intermediate materials for food manufacturing and feeds.
r = revised.

Table B. Percent changes in finished goods price indexes, selected periods¹

Month	Changes from preceding month, seasonally adjusted						Change in finished goods from 12 months ago (unadjusted)
	Finished goods	Capital equipment	Finished consumer goods	Finished consumer goods excluding foods			
				Total	Durables	Nondurables	
1980:							
July	1.7	1.2	1.9	1.0	1.5	0.8	14.6
August	1.2	1.0	1.2	.6	.8	.5	14.8
September3	.1	.3	.2	-.1	.4	13.1
October9	1.7	.8	.8	1.5	.4	13.1
November7	.6	.7	.9	.5	1.2	12.4
December4	.4	.3	.4	-.2	.9	11.8
1981:							
January	1.2	1.2	1.2	1.6	.3	2.2	11.3
February8	.9	.7	1.3	.5	1.7	10.8
March	r 1.2	r .7	r 1.3	r 1.5	r -.3	r 2.4	r 10.8
April	r .5	r .8	r .4	r .8	r .6	r .8	10.6
May4	.9	.2	.3	1.0	.1	10.5
June6	.7	.5	.5	.5	.5	10.2
July4	.7	.3	-.1	-.2	0	8.8

¹ Data for March 1981 have been revised to reflect the availability of late reports and corrections by respondents. For this reason, some of the figures shown above and elsewhere in this report may differ from

those previously reported.
r = revised.

0.5 percent rise in June. Prices for finished energy goods moved down 1.0 percent, after a rise of 0.2 percent in the previous month. The indexes for both gasoline and home heating oil declined 2.0 percent. Home heating oil prices had risen somewhat in June; however, this was the third consecutive monthly decline for gasoline.

The index for finished consumer goods other than foods and energy moved up 0.2 percent, after rising 0.6 percent in both May and June. Prices fell more than in June for gold jewelry, and prices turned down after increasing in the previous month for cosmetics and tires and tubes. Apparel prices rose less than in June. On the other hand, prices turned up after falling a month earlier for textile housefurnishings and over-the-counter drugs. The passenger car index rose 1.1 percent, compared with 0.8 percent in June. Price increases also accelerated for prescription drugs, household glassware, sporting and athletic goods, and leather footwear.

The index for finished consumer foods advanced 1.5 percent after rising 0.5 percent in June. Pork prices jumped 10.1 percent, compared with a 2.8 percent increase a month earlier; beef and veal prices rose 3.8 percent, after a rise of 2.4 percent in June. Prices also rose faster than in the previous month for soft drinks and vegetable oil end products. Citrus fruit prices soared after falling in June, and prices for whole black pepper also turned up in July. Roasted coffee prices fell, but far less than in June. On the other hand, poultry prices decreased even more than in the previous month. Fish

prices fell 2.1 percent, after no change in June. Prices turned down after rising in June for fresh and dried vegetables and refined sugar.

Capital equipment. The Producer Price Index for capital equipment rose 0.7 percent in July, the same as in June. Price increases slowed noticeably for heavy motor trucks, agricultural machinery, generators, and mining machinery. On the other hand, price increases accelerated for construction machinery and railroad equipment. Prices turned up markedly, after edging down in June, for office and store machinery and industrial material handling equipment. Large increases were also registered for pumps and compressors, integrating and measuring instruments, and oilfield machinery.

Intermediate materials

The Producer Price Index for Intermediate Materials, Supplies, and Components rose 0.4 percent on a seasonally adjusted basis, about the same as in May and June. Although sharply higher prices were recorded for steel mill products and manufacturing components, prices for most other intermediate goods either rose moderately or declined.

The index for intermediate materials other than foods and energy advanced 0.7 percent, following a 0.5 percent rise in June. The durable manufacturing materials category rose 1.1 percent after registering no change in

June. Prices for steel mill products jumped 3.3 percent, more than in any month since February 1978. Large advances also occurred for flat glass, lead, and tin. On the other hand, prices fell sharply for gold, silver, and jewelers' materials.

The manufacturing components index moved up 1.0 percent, considerably more than in any of the 4 preceding months. Substantial increases were recorded for metal stampings, motor vehicle parts, electronic components, ball and roller bearings, machine shop products, and hardware.

The index for nondurable manufacturing materials rose 0.5 percent, slightly less than in recent months. Prices for inedible fats and oils and for gray fabrics declined, and prices rose considerably less than in earlier months this year for industrial chemicals, synthetic rubber, synthetic fibers, and processed yarns. However, price increases accelerated for plastic resins, pharmaceutical materials, and paint materials.

The construction materials index edged up 0.1 percent, much less than in any of the 4 previous months. Higher prices for millwork, heating equipment, unitary air conditioners, and environmental controls were virtually offset by decreases for softwood lumber, plywood, asphalt paving mixtures and roofing, and building paper and board.

The intermediate energy index moved down for the second consecutive month as prices declined for liquefied petroleum gas, commercial jet fuel, diesel fuel, and kerosene. In contrast, the electric power index advanced 1.8 percent, even more than in earlier months this year.

The intermediate foods and feeds index also continued to decrease, led by a sharp drop in prices for refined sugar used in food manufacturing. Prices for

flour and crude vegetable oils also fell, while confectionery material prices turned up sharply.

Crude materials

The Producer Price Index for Crude Materials for Further Processing rose 0.5 percent on a seasonally adjusted basis, considerably less than the 1.2 percent advance in June. The slowdown was largely caused by a much smaller rise in the index for crude foodstuffs and feedstuffs, which increased 0.3 percent following a 2.8 percent climb in June. Prices for cattle, hogs, and raw cane sugar rose much less than in the previous month. Wheat and fluid milk prices fell following increases in the previous month, and prices for live poultry and green coffee continued to move down. On the other hand, after decreasing 6.2 and 15.0 percent in May and June, cocoa bean prices rebounded with a 17.6 percent surge. Prices of soybeans also turned up, and corn rose more than in June.

The index for crude nonfood materials other than energy moved up 2.4 percent, the third large increase in the last 4 months. Leaf tobacco prices advanced 9.2 percent, following several months of much smaller increases. Prices for nonferrous scrap turned up after falling in the previous month. On the other hand, prices for cotton and cattle hides turned down after moderate increases in the previous month. Prices for iron and steel scrap and crude natural rubber also moved down, although not as much as in June.

The crude energy index was unchanged after declining 0.4 percent in June. Natural gas prices rose more than 3 percent for the third consecutive month. Coal prices registered a 2.8 percent increase, the largest in 3 years. In contrast, crude petroleum prices fell for the third consecutive month.

Addition of Data from the Producer Price Index Revision

Indexes for 40 more industries are now being calculated from the comprehensive program to revise the Producer Price Index. Output price indexes are available for these industries and their major products beginning this month. The PPI revision program now covers 98 industries, which account for 28.3 percent of all mining and manufacturing production.

The industries being published for the first time in this phase of the PPI revision are the following:

*Standard
Industrial
Classifica-
tion
(SIC) code*

Industry

2022	Cheese, natural and processed
2033	Canned fruits, vegetables, preserves, jams and jellies
2035	Pickled fruits and vegetables, vegetable sauces and seasonings
2037	Frozen fruits, fruit juices, and vegetables
2086	Bottled and canned soft drinks and carbonated waters
2095	Roasted coffee
2221	Broadwoven fabric mills, man-made fiber and silk
2257	Circular knit fabric mills
2258	Warp knit fabric mills
2439	Structural wood members, n.e.c.
2451	Mobile homes
2621	Papermills, except building paper mills
2813	Industrial gases
2822	Synthetic rubber
2824	Synthetic organic fibers, except cellulosic
2834	Pharmaceutical preparations
2951	Paving mixtures and blocks
3011	Tires and inner tubes
3111	Leather tanning and finishing
3271	Concrete block and brick
3273	Ready-mix concrete
3275	Gypsum products
3322	Malleable iron foundries
3324	Steel investment foundries
3325	Steel foundries, n.e.c.
3353	Aluminum sheet, plate and foil
3355	Aluminum rolling and drawing, n.e.c.
3411	Metal cans
3493	Steel springs, except wire

3498	Fabricated pipe and fabricated pipe fittings
3532	Mining machinery and equipment, except oilfield
3534	Elevators and moving stairways
3542	Machine tools, metal forming type
3544	Special dies and tools, die sets, jigs and fixtures
3567	Industrial process furnaces and ovens
3612	Power, distribution, and specialty transformers
3631	Household cooking equipment
3646	Commercial, industrial, and institutional lighting fixtures
3674	Semiconductors and related devices
3675	Electronic capacitors

399 new items have been added this month to the list of commodities included in the Producer Price Index (table 19). For a list of traditional commodity price indexes deleted from the PPI sample in July 1981, see table 16; indexes recoded effective July 1981 appear in table 17. Traditional commodity price indexes based on the movement of corresponding indexes from the Producer Price Index revision are listed in table 18. Price movements for new items are based on the corresponding product indexes introduced from the PPI revision. The number of commodity indexes whose movements are based on data from the PPI revision now comes to 1,364, out of a total of approximately 6,000 indexes expected when the revision program is completed.

Traditional indexes which correspond to the new indexes published in the revision program are now based on the movements of the corresponding revision indexes. Industry output price indexes from the PPI revision appear in table 4 of this publication. As new industries are published, their product indexes also will be used in the traditional commodity and ISPI structures. Introduction of the next set of indexes for industries based on the PPI revision program is planned for January 1982. In 1983, an entirely new industry-based stage-of-processing structure will become the primary vehicle for releasing and analyzing price changes at the primary market level.

For a summary of the major differences between the new indexes and traditional commodity price indexes and ISPI'S, see the technical note on "Data from the Producer Price Index Revision" at the back of this publication.

Producer Price Indexes Will Shift to New Base Next Year

Beginning with the release of January 1982 data in February 1982, most Producer Price Indexes will shift to a new base year. All indexes currently expressed on a base of 1967 = 100, or any other base through December 1976, will be rebased to 1977 = 100. Only indexes with a base later than December 1976 will keep their current base. Rebasings of PPI data is part of a comprehensive rebasing of indexes published by the Federal Government. (See Technical Note, "Federal agencies updating base year of indexes to 1977," in the February 1981 issue of *Monthly Labor Review*.) The last rebasing of PPI data occurred in January 1971, when the current 1967 base was substituted for the former 1957-59 base.

Historical data for each PPI series on the new base will be available from BLS on request.

To convert any continuous index series on the 1967 base to a new continuous series on the 1977 base, divide each index value on the former base by the index value for the new base period and multiply by 100. For example, the August 1980 index for steel mill products was

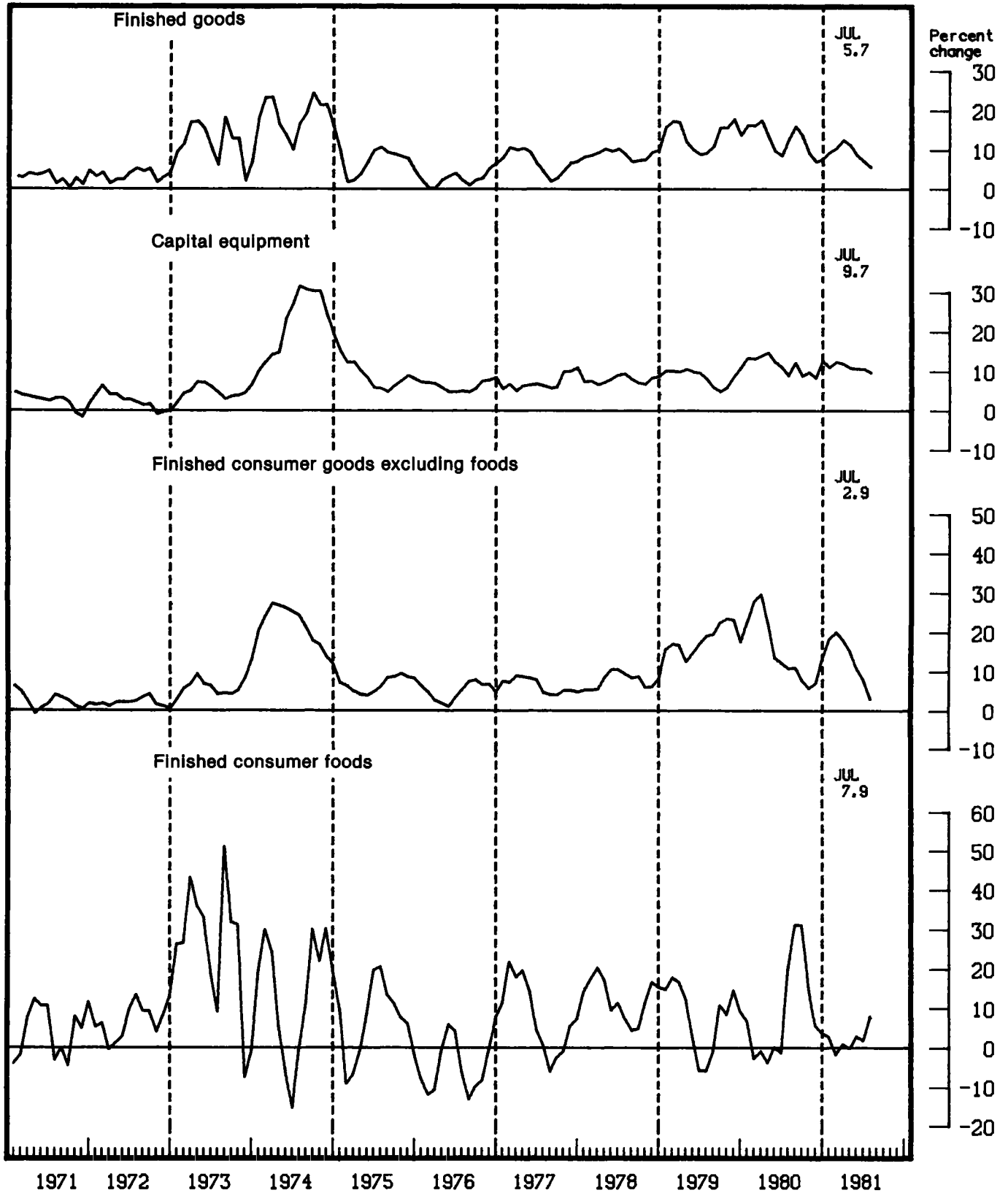
301.0 (1967 = 100). To convert that index to a base of 1977 = 100, divide 301.0 by the 1977 annual average for steel mill products on a 1967 = 100 base, which was 229.9. The August 1980 index for steel mill products on a base of 1977 = 100 thus becomes:

$$(301.0/229.9) \times 100 = 130.9$$

Rebasing an index does not affect the calculation of percent changes over time, except for possible rounding differences, so long as all calculations are performed with indexes expressed on the same base. Long-term business contracts with escalation clauses which make changes in selling or buying prices dependent on percent changes in specified PPI series should, therefore, not be substantively affected by the rebasing next year. However, contracts with escalation clauses which make price changes dependent on changes in index points may be greatly affected by rebasing. (See *Escalation and Producer Price Indexes: A Guide for Contracting Parties*, BLS Report 570, available on request.)

**Chart 1. Finished Goods Price Index and its components, 1971-81,
3-month annual rates of change**

(Seasonally adjusted)



SOURCE: Bureau of Labor Statistics

**Chart 2. Intermediate Materials Price Index and Its components, 1971-81,
3-month annual rates of change**

(Seasonally adjusted)

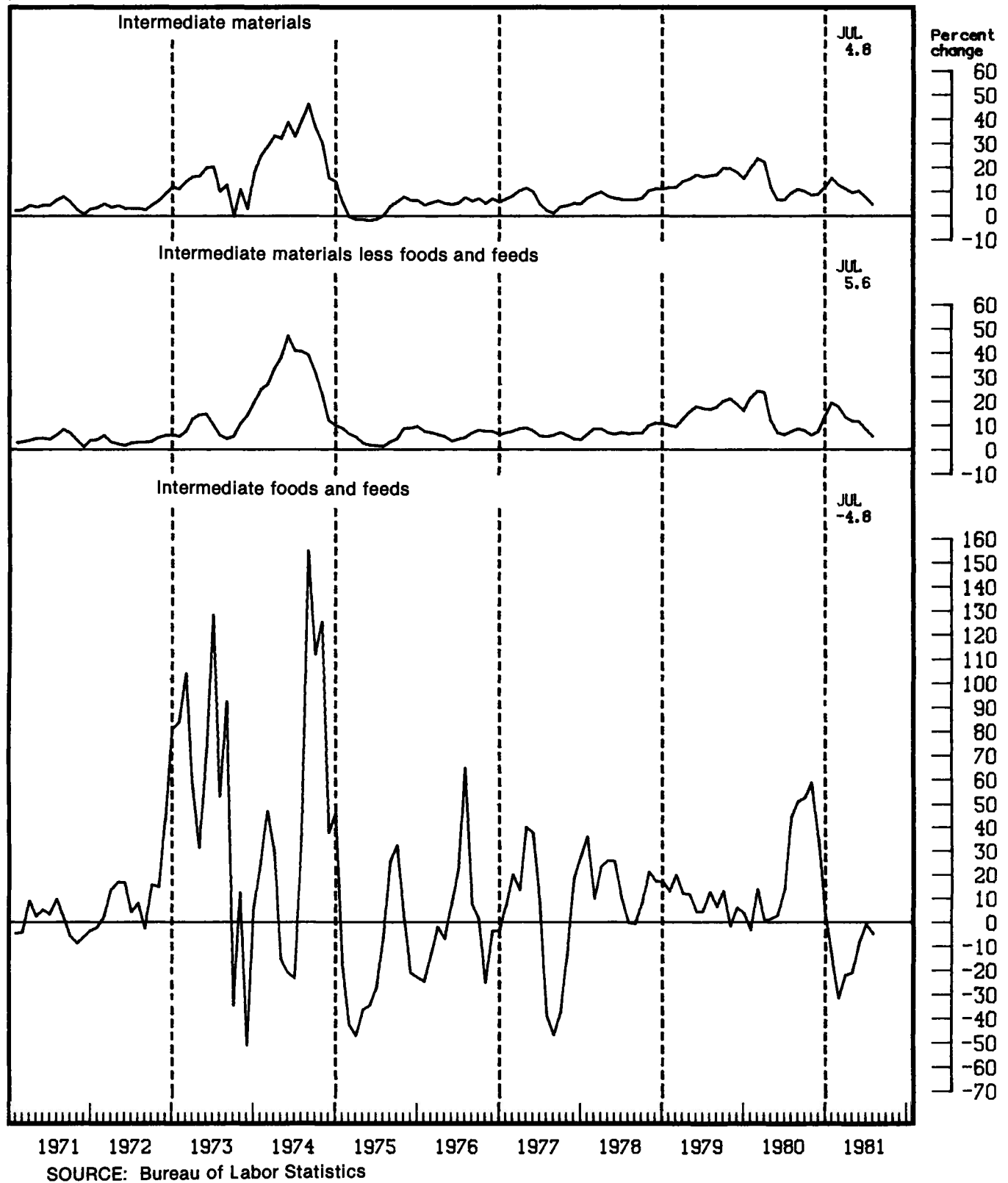
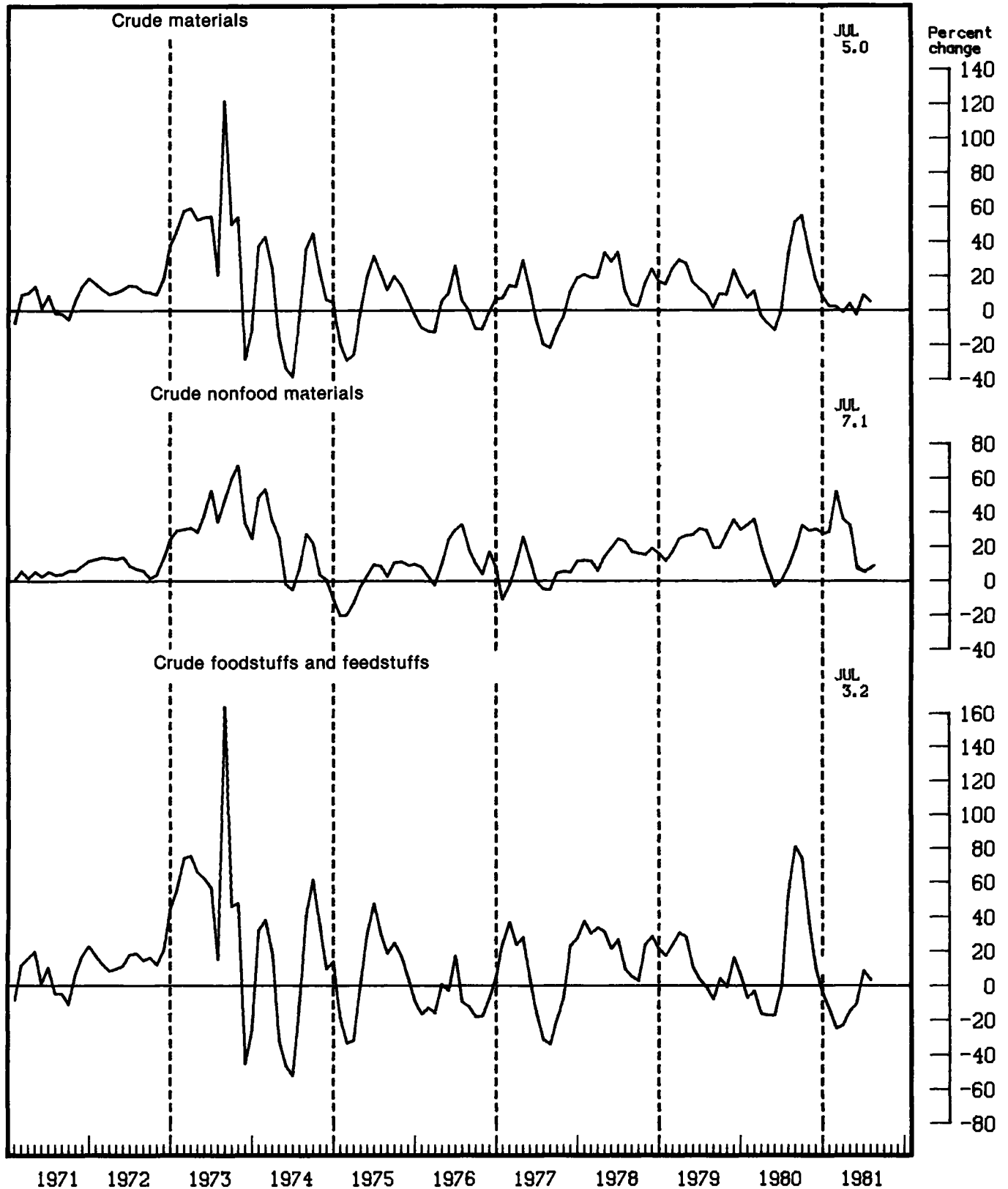


Chart 3. Crude Materials Price Index and its components, 1971-81, 3-month annual rates of change

(Seasonally adjusted)



SOURCE: Bureau of Labor Statistics

Table 1. Producer price indexes and percent changes by stage of processing

(1967 = 100)

Grouping	Relative importance	Unadjusted index				Unadjusted percent change to July 1981 from:		Seasonally adjusted percent change from:		
		Dec. 1980 ^{1/}	Mar. 1981 ^{2/}	June 1981 ^{2/}	July 1981 ^{2/}	July 1980	June 1981	Apr. to May	May to June	June to July
Finished goods.....	100.000	266.0	269.9	271.3	8.8	0.5	0.4	0.6	0.4	
Finished consumer goods.....	79.671	268.2	271.5	272.8	8.4	.5	.2	.5	.3	
Finished consumer foods.....	23.053	252.6	253.1	256.9	6.3	1.5	0	.5	1.5	
Crude.....	1.972	279.7	255.8	262.4	8.9	2.6	-2.5	-2.2	1.6	
Processed.....	21.080	248.1	250.8	254.4	6.1	1.4	.2	.7	1.4	
Finished consumer goods, excluding foods.....	56.618	272.5	277.0	277.1	9.1	0	.3	.5	-.1	
Nondurable goods less foods.....	37.125	316.0	321.0	321.2	11.4	.1	.1	.5	0	
Durable goods.....	19.494	214.0	217.9	217.9	5.0	0	1.0	.5	-.2	
Capital equipment.....	20.329	253.1	264.0	265.7	10.4	.6	.9	.7	.7	
Manufacturing industries.....	6.245	274.9	280.9	282.9	10.4	.7	1.0	.8	.7	
Nonmanufacturing industries.....	14.083	248.7	254.5	256.1	10.4	.6	.8	.7	.7	
Intermediate materials, supplies, and components.....	100.000	302.0	307.1	308.6	9.6	.5	.5	.3	.4	
Materials and components for manufacturing.....	52.795	281.6	285.8	288.0	8.4	.8	.6	.5	.9	
Materials for food manufacturing.....	4.604	267.5	263.9	262.6	-7	-.5	-1.9	1.9	-.8	
Materials for nondurable manufacturing.....	16.499	279.4	287.5	288.8	10.4	.5	.7	.6	.5	
Materials for durable manufacturing.....	15.547	306.9	310.5	314.4	5.8	1.3	1.0	0	1.1	
Components for manufacturing.....	16.146	256.2	257.0	259.5	11.7	1.0	.3	.4	1.0	
Materials and components for construction.....	15.358	282.7	289.3	290.2	7.6	.3	.6	.7	.7	
Processed fuels and lubricants.....	14.845	598.3	605.7	604.3	17.5	-.2	.2	-.7	-.6	
Manufacturing industries.....	5.890	503.9	505.7	503.7	16.9	-.4	.5	-.3	-1.0	
Nonmanufacturing industries.....	8.955	681.6	694.0	693.1	18.3	-.1	.1	-.9	-.3	
Containers.....	4.161	270.9	277.2	278.2	8.2	.4	1.0	.7	.5	
Supplies.....	12.841	258.9	264.6	266.2	8.5	.6	1.2	.2	.7	
Manufacturing industries ^{3/}	3.897	246.8	253.4	255.3	9.0	.7	.6	.7	.7	
Nonmanufacturing industries.....	8.944	265.2	270.5	272.1	8.4	.6	1.4	-.2	.9	
Feeds.....	1.845	231.7	235.7	232.8	3.4	-1.2	3.8	-6.1	.3	
Other supplies ^{3/}	7.098	279.6	276.1	278.9	9.5	1.0	.4	.9	1.0	
Crude materials for further processing.....	100.000	334.2	334.3	336.2	10.5	.6	-.5	1.2	.5	
Foodstuffs and feedstuffs.....	57.736	262.1	244.2	267.0	1.4	1.1	-2.2	2.8	.3	
Nonfood materials.....	42.264	488.4	484.2	484.2	23.9	0	1.5	-.5	.8	
Nonfood materials except fuel ^{4/}	30.747	430.9	418.3	413.5	23.8	-1.1	1.1	-2.0	0	
Manufacturing ^{4/}	28.926	448.6	434.4	429.0	24.7	-1.2	1.1	-2.0	-.1	
Construction.....	1.821	259.2	263.5	264.7	10.7	.5	.9	.5	.8	
Crude fuel ^{3/ 5/}	11.517	703.6	739.9	762.2	23.9	3.0	2.6	3.4	3.0	
Manufacturing industries ^{3/}	6.017	805.8	851.4	877.2	27.0	3.0	3.0	3.9	3.0	
Nonmanufacturing industries ^{3/}	5.499	635.0	664.4	684.1	20.6	3.0	2.2	3.0	3.0	
Special groupings.....										
Finished goods, excluding foods.....	6/ 76.947	268.7	273.6	274.1	9.6	.2	.5	.6	.1	
Intermediate materials less foods and feeds.....	7/ 93.550	305.4	311.0	312.8	10.2	.6	.6	.3	.5	
Intermediate foods and feeds.....	7/ 6.450	255.6	254.3	252.5	.4	-.7	-.2	-.5	-.5	
Crude materials less agricultural products ^{4/ 8/}	9/ 38.617	551.8	547.4	546.9	25.8	-.1	1.8	-.6	.7	
Finished energy goods.....	6/ 11.969	833.7	851.9	847.1	17.6	-.6	-.5	.2	-1.0	
Finished goods less energy.....	6/ 88.031	235.7	239.1	240.6	7.6	.6	.5	.6	.6	
Finished consumer goods less energy.....	6/ 67.702	230.2	232.9	234.5	6.7	.7	.3	.6	.6	
Finished goods less foods and energy.....	6/ 64.978	230.2	234.5	235.3	8.0	.3	.6	.6	.4	
Finished consumer goods less foods and energy.....	6/ 44.649	215.8	219.4	219.9	6.9	.2	.6	.6	.2	
Consumer nondurable goods less foods and energy.....	6/ 25.156	204.8	208.0	208.9	8.4	.4	.3	.7	.5	
Intermediate energy goods.....	7/ 16.210	575.4	583.4	582.6	17.3	-.1	.2	-.7	-.5	
Intermediate materials less energy.....	7/ 83.790	280.5	285.4	287.2	8.2	.6	.7	.4	.6	
Intermediate materials less foods and energy.....	7/ 77.340	277.8	283.2	285.3	8.8	.7	.7	.5	.7	
Crude energy materials ^{3/ 4/}	9/ 26.800	785.1	785.5	785.7	34.7	0	.8	-.4	0	
Crude materials less energy.....	9/ 73.200	259.6	259.6	261.8	2.2	.8	-1.0	2.0	.8	
Crude nonfood materials less energy ^{5/}	3/ 15.464	275.5	267.8	267.6	5.6	-.1	3.2	-.8	2.4	

¹ Comprehensive relative importance figures are computed once each year in December.

² Data for March 1981 have been revised to reflect the availability of late reports and corrections by respondents. All data are subject to revision 4 months after original publication.

³ Not seasonally adjusted.

⁴ Includes crude petroleum.

⁵ Excludes crude petroleum.

⁶ Percent of total finished goods.

⁷ Percent of total intermediate materials.

⁸ Formerly titled "Crude materials for further processing, excluding crude foodstuffs and feedstuffs, plant and animal fibers, oilseeds, and leaf tobacco."

⁹ Percent of total crude materials.

Table 2. Producer price indexes and percent changes for selected commodity groupings by stage of processing

(1967 = 100 unless otherwise indicated)

Commodity code	Grouping	Relative importance	Unadjusted index		Unadjusted percent change to July 1981 from:		Seasonally adjusted percent change from:		
			Dec. 1980 1/	June 1981 2/	July 1980	June 1981	Apr. to May	May to June	June to July
	FINISHED GOODS.....	100.000	269.9	271.3	8.8	0.5	0.4	0.6	0.4
	FINISHED CONSUMER GOODS.....	79.671	271.5	272.8	8.4	.5	?	.5	-1.1
	FINISHED CONSUMER FOODS.....	23.053	253.1	256.9	6.3	1.5	0	.5	1.5
01-11	Fresh fruits.....	.455	209.4	223.9	-10.5	6.9	.3	-3.8	2.5
01-13	Fresh and dried vegetables.....	.719	279.1	278.3	19.6	-3	-5.8	.1	-1.1
01-7	Eggs.....	.467	174.6	185.1	16.2	6.0	-7.1	3.9	1.5
02-11	Bakery products.....	2.258	266.8	267.8	8.1	.4	.8	.9	.3
02-12-02	Flour base mixes and doughs.....	.170	236.3	242.3	8.8	2.5	.8	-1.5	1.5
02-13	Milled rice.....	.066	300.4	297.4	32.0	-1.0	-2.7	4.5	1.8
02-14	Other cereals.....	.439	281.2	288.2	13.8	2.5	3.7	.4	1.7
02-21-01	Beer and veal.....	2.780	251.8	257.4	-4.3	2.2	.3	2.4	3.8
02-21-04	Pork.....	1.487	244.4	236.3	18.3	10.2	-2.3	2.8	10.1
02-22	Processed poultry.....	.763	199.9	205.2	-4.8	2.7	8.4	-3.4	-5.7
02-23	Fish.....	.958	386.6	382.9	5.2	-1.0	1.3	0	-2.1
02-3	Dairy products.....	2.517	245.6	245.5	6.7	0	.4	.7	.2
02-4	Processed fruits and vegetables.....	1.472	263.3	266.5	16.0	1.2	.7	1.2	.9
02-53-01	Refined sugar, consumer size packages (Dec. 1977=100) 3/.....	.223	152.0	150.9	-29.1	-.7	-10.2	1.6	-.7
02-55	Confectionery and products (Dec. 1977=100) 3/.....	.879	119.4	119.4	3.6	0	-1.1	0	0
02-62	Soft drinks 3/.....	1.557	295.7	298.5	-3.7	-.9	1.3	.4	-.9
02-63-01	Roasted coffee.....	.824	325.7	323.2	-16.7	-.8	-1.4	-3.6	-.3
02-74	Vegetable oil and products.....	.363	236.6	240.4	3.5	1.6	-1.7	.1	-.3
02-8	Miscellaneous processed foods 3/.....	2.344	251.5	252.2	12.8	.3	.5	.2	.3
	FINISHED CONSUMER GOODS EXCLUDING FOODS.....	56.618	277.0	277.1	9.1	0	.3	.5	-.1
02-61	Alcoholic beverages 3/.....	1.684	189.5	190.0	8.6	.3	.4	.3	.3
03-81	Apparel.....	5.283	185.0	186.2	6.8	.6	.6	1.0	.8
03-82	Textile housefurnishings 3/.....	.745	228.1	231.6	9.9	1.5	2.1	-1.3	1.5
04-3	Footwear.....	1.055	241.0	241.9	4.0	.4	-.1	.3	.7
04-41	Luggage and small leather goods.....	.302	202.6	200.4	14.3	-1.1	2.2	.1	-.7
05-31	Natural gas 3/.....	2.180	1080.4	1113.6	31.5	3.1	3.5	4.4	3.1
05-71	Gasoline.....	6.803	743.3	733.4	13.1	-1.3	-1.8	-1.2	-2.0
05-73-02-01	Fuel oil No. 2 (Feb. 1973=100).....	1.692	891.9	880.4	25.6	-1.3	-1.2	.4	-2.0
05-76	Finished lubricants 3/.....	.191	342.8	345.1	9.9	.7	.4	.3	.7
06-35	Pharmaceutical preparations, ethical (Prescription).....	.675	171.3	172.7	11.6	.8	.8	.3	1.1
06-36	Pharmaceutical preparations, proprietary (Over-the-counter).....	.326	229.1	231.1	12.5	.9	2.1	-.1	1.2
06-71	Soaps and synthetic detergents 3/.....	.686	239.3	239.2	11.2	0	.1	.3	0
06-75	Cosmetics and other toilet preparations.....	.982	208.9	205.6	6.8	-1.6	-.6	.8	-1.1
07-12	Tires, tubes, tread, etc.....	.722	250.8	251.0	5.5	.1	.4	.4	-1.1
07-13-01	Rubber footwear.....	.193	219.4	220.1	1.6	.3	.5	.3	.4
07-27	Disposable plastic dinnerware and tableware (June 1978=100) 3/.....	.185	136.8	136.8	2.1	0	0	.2	0
07-28	Consumer and commercial plastics, not elsewhere classified (June 1978=100) 3/.....	.366	127.4	127.4	8.1	0	.2	0	0
09-15-01	Sanitary papers and health products 3/.....	.777	349.2	349.2	5.6	0	.4	0	0
09-31	Newspapers (Dec. 1980=100) 3/.....	5.414	108.4	108.9	(4)	.5	.5	-.3	.5
09-32	Periodicals (Dec. 1980=100) 3/.....	1.855	104.4	105.5	(4)	1.1	.5	.1	1.1
09-33	Books (Dec. 1980=100) 3/.....	1.043	105.4	106.0	(4)	.6	.2	.5	.6
11-77	Electric lamps and bulbs.....	.215	268.5	268.7	3.2	.1	0	.3	-1.5
12-1	Household furniture.....	1.621	218.9	220.4	6.7	.7	.3	.5	.7
12-3	Floor coverings.....	.405	181.1	182.8	12.0	.9	2.3	.9	.6
12-4	Household appliances 3/.....	1.310	184.8	187.5	6.7	1.5	.2	.3	1.5
12-5	Home electronic equipment 3/.....	.633	86.9	87.1	-5.0	-.2	-.3	-4.5	.2
12-6	Other household durable goods.....	.930	275.8	279.1	2.8	1.2	1.0	.2	1.1
14-11-01	Passenger cars.....	6.986	205.3	205.8	7.9	.2	1.2	.8	1.1
14-11-02-71	Light motor trucks 3/.....	1.026	248.6	250.1	13.5	.6	.9	0	.6
15-1	Toys, sporting goods, small arms, etc.....	1.135	212.1	213.8	6.8	.8	.7	.2	.7
15-2	Tobacco products 3/.....	1.503	268.4	268.5	8.2	0	0	0	0
15-5	Mobile homes (Dec. 1974=100) 3/.....	.874	(4)	155.8	(4)	(4)	(4)	(4)	(4)
15-94-02	Jewelry, platinum & karat gold (Dec. 1978=100) 3/.....	1.112	187.4	171.3	-24.6	-8.6	.3	-2.3	-8.6
15-94-03	Other precious metal jewelry (Dec. 1978=100) 3/.....	.239	161.5	163.8	4.5	1.4	-.5	-.3	1.4
15-94-04	Costume jewelry (Dec. 1978=100) 3/.....	.333	119.7	114.7	1.1	-4.2	0	1.2	-4.2
	CAPITAL EQUIPMENT.....	20.329	264.0	265.7	10.4	.6	.9	.7	.7
11-1	Agricultural machinery and equipment.....	1.199	285.9	287.3	11.1	.5	1.2	.9	.6
11-2	Construction machinery and equipment 3/.....	1.460	320.0	324.0	11.1	1.3	1.1	.5	1.3
11-32-03	Power driven hand tools, electrical (Dec. 1976=100).....	.057	138.8	139.4	8.1	.4	-.1	0	.4
11-34	Industrial process furnaces and ovens 3/.....	.156	331.1	332.2	11.3	.3	.7	.2	.3
11-37	Metal cutting machine tools.....	.488	343.5	345.7	9.2	.6	0	.5	.8
11-38	Metal forming machine tools.....	.272	378.0	379.4	7.5	.4	.8	.2	.2
11-41	Pumps, compressors, and equipment.....	.422	322.6	326.2	13.1	1.1	1.1	1.2	1.3
11-44	Industrial material handling equipment.....	.732	276.9	279.0	9.5	.8	2.3	-.1	.9
11-47	Fans and blowers except portable.....	.126	319.0	324.9	10.1	1.8	.5	1.4	1.8
11-6	Special industry machinery and equipment 3/.....	2.156	309.1	311.0	12.4	.6	1.2	.6	.6
11-72	Integrating and measuring instruments.....	.203	197.6	201.0	7.8	1.7	1.0	1.6	1.5
11-73-02	Generators and generator set.....	.479	328.0	328.6	14.1	1.2	.2	1.1	.5
11-74	Transformers and power regulators 3/.....	.443	208.2	211.6	15.3	1.6	1.0	.8	1.6
11-91	Oil field and gas field machinery 3/.....	.169	390.6	395.4	16.4	1.2	.4	1.0	1.2
11-92	Mining machinery and equipment.....	.142	333.0	335.2	8.9	.7	.4	1.1	.4
11-93	Office and store machines and equipment 3/.....	1.249	147.0	148.4	5.0	1.0	.1	-.1	1.0
12-2	Commercial furniture 3/.....	.768	258.1	259.1	9.2	.4	1.0	.5	.4
14-11-01	Passenger cars.....	2.263	205.3	205.8	7.9	.2	1.2	.8	1.1
14-11-02-71	Light motor trucks 3/.....	1.367	248.6	250.1	13.5	.6	.9	0	.6
14-11-02-81	Heavy motor trucks 3/.....	1.052	283.0	283.6	13.8	.2	2.1	2.6	.2
14-14	Truck trailers (June 1980=100) 3/.....	.268	105.1	105.3	5.0	.2	.6	.6	.2
14-21-11	Fixed wing, utility aircraft (Dec. 1968=100).....	.916	276.6	276.6	18.7	0	-.6	1.0	.6
14-4	Railroad equipment.....	.446	337.4	344.3	8.8	2.0	-.8	.4	1.7
15-41	Photographic equipment.....	.465	130.3	128.1	1.7	-1.7	.8	-.6	-1.7

See footnotes at end of table.

Table 2. Continued—Producer price indexes and percent changes for selected commodity groupings by stage of processing

(1967 = 100 unless otherwise indicated)

Commodity code	Grouping	Relative importance	Unadjusted index		Unadjusted percent change to July 1981 from:		Seasonally adjusted percent change from:		
			Dec. 1980 1/	June 1981 2/	July 1980	June 1981	Apr. to May	May to June	June to July
	INTERMEDIATE MATERIALS, SUPPLIES, AND COMPONENTS.....	100.000	307.1	308.6	9.6	0.5	0.5	0.3	0.4
	INTERMEDIATE FOODS AND FEEDS.....	6.450	254.3	252.5	.4	-.7	-.2	-.5	-.5
02-12-01	Flour.....	.268	193.8	190.2	1.9	-1.9	-2.5	1.2	-3.0
02-53-02	Refined sugar, for use in food manufacturing (Dec. 1977=100) 3/.....	1.057	181.9	162.4	-20.8	-10.7	-8.7	5.9	-10.7
02-54	Confectionery materials (Dec. 1977=100) 3/.....	.256	164.6	171.2	4.5	4.0	-.8	-1.0	4.0
02-71	Animal fats and oils.....	.070	292.4	299.9	17.7	2.6	4.2	-.2	-1.4
02-72	Crude vegetable oils.....	.209	186.4	199.0	-5.2	6.8	-2.1	-1.3	-1.3
02-73	Refined vegetable oils 3/.....	.072	213.2	221.6	22.6	3.9	-1.0	2.7	3.9
02-9	Prepared animal feeds.....	1.843	234.5	232.2	3.7	-1.0	3.1	-7.1	4.1
	INTERMEDIATE MATERIALS LESS FOODS AND FEEDS.....	93.550	311.0	312.8	10.2	.6	.6	.3	.5
03-1	Synthetic fibers (Dec. 1975=100).....	.689	158.2	158.6	16.6	.3	2.5	1.2	.4
03-2	Processed yarns and threads (Dec. 1975=100).....	.924	138.9	139.0	13.6	.1	1.9	1.2	.2
03-3	Cray fabrics (Dec. 1975=100).....	1.175	146.6	147.4	3.6	.5	.3	.8	-.8
03-4	Finished fabrics (Dec. 1975=100).....	1.699	124.8	125.2	7.4	.3	.2	.2	.3
04-2	Leather.....	.278	321.0	317.4	8.6	-1.1	-2.0	-1.8	.9
05-2	Coke.....	.142	470.3	470.3	9.2	0	8.8	-.1	-.3
05-32	Liquefied petroleum gas 3/.....	.779	712.9	697.8	8.0	-2.1	-.1	-1.1	-2.1
05-4	Electric power.....	4.868	365.9	374.9	13.2	2.2	-.9	1.1	1.8
05-71	Gasoline.....	3.221	743.3	735.4	13.1	-1.5	-1.8	-1.2	-2.0
05-72-02-01	Kerosene (Feb. 1973=100).....	.157	857.4	844.2	24.4	-1.5	-.3	-1.1	-1.6
05-72-03-01	Commercial jet fuel (Feb. 1973=100) 3/.....	1.353	905.0	896.7	18.2	-.9	.6	-.5	-.9
05-73-03-01	Diesel fuel (Feb. 1973=100) 3/.....	1.459	861.1	854.6	21.9	-.8	-.6	-.4	-.8
05-74	Residual fuel.....	2.525	1255.8	1234.6	30.7	-1.7	-.5	-2.7	.2
05-75	Lubricating oil materials 3/.....	.600	881.0	903.8	13.3	2.6	3.1	0	2.6
06-1	Industrial chemicals 3/.....	4.338	369.4	370.4	12.7	.3	1.6	.8	.3
06-21	Prepared paint 3/.....	.669	250.4	251.0	5.1	.2	1.8	0	1.1
06-22	Paint materials.....	.681	300.8	304.4	9.8	1.2	1.6	.5	1.1
06-31	Drugs and pharmaceutical materials 3/.....	.225	223.2	227.1	9.1	1.7	0	1.7	0
06-4	Fats and oils, inedible.....	.237	303.1	290.9	11.9	-4.0	-1.6	3.7	-7.4
06-51	Mixed fertilizers.....	.311	265.1	265.6	9.0	2	1.3	.8	.6
06-52-01	Nitrogenates.....	.276	219.5	219.6	13.3	0	1.7	.6	.7
06-52-02	Phosphates.....	.322	287.5	286.9	6.7	-.2	1.2	1.4	-.1
06-53	Pesticides.....	.234	444.8	444.8	18.3	0	-.5	15.7	-.6
06-6	Plastic resins and materials.....	1.285	289.7	295.9	3.6	2.1	.1	.7	1.6
06-79	Miscellaneous chemical products 3/.....	1.031	298.0	298.0	14.8	0	-.2	-.3	0
07-11-02	Synthetic rubber.....	.285	292.6	293.0	14.5	.1	1.4	1.0	0
07-12	Tires, tubes, tread, etc.....	.733	250.8	251.0	5.5	.1	.4	.4	-1.1
07-13-04	Other miscellaneous rubber products.....	.702	256.5	256.9	13.4	.2	.8	3.0	.2
07-21	Plastic construction products (Dec. 1969=100).....	.272	155.4	155.6	-3.1	.1	.1	-.8	-.7
07-22	Unsupported plastic film and sheeting (Dec. 1970=100).....	.492	207.8	205.4	7.3	-1.2	.2	-.7	-.9
07-23	Laminated plastic sheets (Dec. 1970=100).....	.131	190.3	187.1	7.9	-1.7	1.8	2.2	-1.7
07-24	Formed plastic products (June 1978=100) 3/.....	.187	134.2	134.2	8.0	0	-.4	1.1	0
07-25	Plastic packaging and shipping products (June 1978=100) 3/.....	.347	131.7	131.9	5.6	.2	1.4	.3	.2
07-26	Plastic parts and components for manufacturing (June 1978=100) 3/.....	.689	131.4	131.8	5.4	.3	.2	.6	.3
08-11	Softwood lumber.....	1.736	356.1	349.0	.3	-2.0	2.7	.2	-1.7
08-12	Hardwood lumber.....	.409	255.3	257.1	3.5	.7	-.9	.4	1.8
08-2	Milkwork.....	1.403	272.9	273.6	6.9	.3	-.7	-.3	1.5
08-3	Plywood.....	.842	250.9	248.1	-1.9	-1.1	-.3	1.3	-3.4
08-4	Other wood products.....	.330	239.7	240.5	1.5	.3	-.4	.4	.9
09-11	Woodpulp.....	.451	396.6	396.6	2.1	0	0	.7	-.3
09-13	Paper.....	1.537	278.8	280.0	8.4	.4	.4	1.3	.8
09-14	Paperboard.....	.697	262.7	261.4	10.2	-.5	1.2	.3	-.3
09-15-03	Paper boxes and containers.....	1.852	245.0	246.1	(4)	-.4	.5	1.4	.2
09-2	Building paper and board.....	.242	236.8	234.6	10.8	-.9	1.6	.4	-1.2
10-13-01	Semifinished steel mill products.....	.398	348.0	369.9	13.8	6.3	0	0	5.1
10-13-02	Finished steel mill products.....	6.114	331.0	343.3	14.6	3.7	.3	.6	2.9
10-15	Foundry and forge shop products.....	1.897	329.6	331.0	5.9	.4	1.3	1.1	.9
10-16	Pig iron and ferroalloys.....	.274	311.7	312.6	2.2	.3	-.7	0	-.1
10-22	Primary nonferrous metals 3/.....	2.158	323.0	316.4	-10.6	-2.0	.2	-1.6	-2.0
10-24	Secondary nonferrous metals.....	.527	273.0	270.6	-3.8	-.9	-.9	-.1	-.7
10-25	Nonferrous mill shapes.....	1.673	304.5	305.7	6.6	.4	1.3	1.3	.6
10-26	Nonferrous wire and cable 3/.....	.815	206.9	206.9	-1.7	0	0	-1.1	0
10-3	Metal containers.....	1.081	314.1	315.7	4.2	.5	.8	1.0	1.2
10-4	Hardware.....	.879	257.6	261.7	7.9	1.6	.5	.5	1.5
10-5	Plumbing fixtures and brass fittings.....	.339	268.2	270.3	8.2	.8	.2	.7	.7
10-6	Heating equipment 3/.....	.352	222.9	225.7	9.5	1.3	1.3	.5	1.3
10-7	Fabricated structural metal products.....	3.240	295.4	298.3	9.6	1.0	0	.7	.6
10-8	Miscellaneous metal products.....	3.267	270.4	275.0	9.5	1.7	1.0	-.4	1.2
11-11-51	Tractor parts (Dec. 1973=100) 3/.....	.123	210.2	212.0	17.0	.9	0	.4	.9
11-12-51	Parts for farm machinery ex. tractors (Dec. 1973=100).....	.149	229.6	233.5	11.7	1.7	-.2	1.4	2.0
11-35	Cutting tools and accessories 3/.....	.410	257.5	260.9	9.9	1.3	.3	.4	1.3
11-36	Abrasive products.....	.334	276.2	277.5	8.4	.5	1.1	1.0	.5

See footnotes at end of table.

Table 2. Continued—Producer price indexes and percent changes for selected commodity groupings by stage of processing

(1967 = 100 unless otherwise indicated)

Commodity code	Grouping	Relative importance	Unadjusted index		Unadjusted percent change to July 1981 from:		Seasonally adjusted percent change from:		
			Dec. 1980 ¹	June 1981 ²	July 1981 ²	July 1980	June 1981	Apr. to May	May to June
INTERMEDIATE MATERIALS, ETC - Continued									
11-37-51	Parts for metal cutting machine tools (Dec. 1972=100) ³	.121	328.8	328.8	9.3	0	0.2	0.3	0
11-38-51	Parts for metal forming machine tools (Dec. 1972=100) ³	.079	304.4	304.5	4.5	0	.2	-2.4	-1.5
11-43	Fluid power equipment (Dec. 1970=100)	.255	220.6	223.6	11.2	1.4	1.5	.5	1.5
11-45	Mechanical power transmission equipment	.414	292.9	299.1	12.9	2.1	.1	.7	1.7
11-48-02	Unitary air conditioners (Dec. 1977=100) ³	.263	128.4	130.4	6.1	1.6	.6	.8	1.6
11-48-04	Refrigerant compressors and compressor units (Dec. 1977=100) ³	.318	128.1	128.1	4.7	0	.2	0	0
11-49-01	Valves and fittings	.610	308.9	310.4	6.3	.5	-1.1	-2	.8
11-49-05	Ball and roller bearings	.332	294.3	305.8	13.2	3.9	-1.9	-2	4.7
11-71	Wiring devices	.616	309.6	301.5	12.6	.3	.3	1.8	.1
11-73-01	Electric motors	.527	271.2	274.5	7.9	1.2	.2	.3	.7
11-75	Switchgear, switchboard, etc., equipment ³	.701	246.9	246.9	5.4	0	-2	.7	0
11-78	Electronic components and accessories	1.581	166.4	169.5	7.2	1.9	.2	.1	2.0
11-81	Environmental controls (June 1980=100) ³	.166	103.4	105.7	5.3	2.2	.5	1.0	2.2
11-92-53-01	Parts for mining machinery and equipment (Dec. 1972=100)	.082	328.5	329.6	5.7	.3	.5	1.0	-2
11-94	Internal combustion engines	.697	296.8	301.8	12.0	1.7	.2	.9	1.0
13-11	Flat glass ³	.513	208.1	216.2	11.3	3.9	0	0	3.9
13-22-01-31	Portland cement	.560	328.9	329.4	5.1	.2	.6	1.1	-4
13-3	Concrete products	1.767	293.2	293.0	6.2	-1	.7	0	-1
13-4	Structural clay products, ex refractories ³	.220	249.5	250.3	8.8	.3	1.6	0	.3
13-5	Refractories	.187	307.3	305.0	14.6	.2	2.6	1.2	0
13-6	Asphalt roofing	.355	422.5	420.3	1.6	-5	-2	2.8	-1.7
13-7	Gypsum products ³	.172	260.7	259.7	2.6	-4	1.7	-2	-4
13-8	Glass containers	.636	334.5	334.7	13.7	.1	.4	.4	.8
13-9	Other nonmetallic minerals	1.154	476.8	476.3	20.0	-1	1.1	.8	-7
14-12	Motor vehicle parts	3.858	314.1	316.9	27.8	.9	.7	.4	1.0
15-3	Notions	.179	268.0	267.5	20.7	-2	0	8.6	-1
15-42	Photographic supplies ³	.602	274.9	274.9	6.8	0	.9	0	0
15-94-05	Jewelers' materials and findings (Dec. 1978=100) ³	.268	184.2	166.4	-30.6	-9.7	1.5	-2.6	-9.7
CRUDE MATERIALS FOR FURTHER PROCESSING		109.000	334.3	336.2	10.5	.6	-5	1.2	.5
CRUDE FOODSTUFFS AND FEEDSTUFFS		57.736	264.2	267.0	1.4	1.1	-2.2	2.8	.3
01-1	Fresh and dried fruits and vegetables	1.498	258.6	265.0	5.2	2.5	-2.2	-1.1	1.0
01-21	Wheat	2.901	249.7	242.6	-3.3	-2.8	-8.1	.5	-6.1
01-22-02-05	Corn ³	5.559	264.6	270.2	12.8	2.1	-1.6	.6	2.1
01-31	Cattle	18.115	263.4	264.1	-1.1	.3	-9	7.6	.8
01-32	Hogs	4.710	229.5	244.1	18.2	6.4	-3.7	19.0	3.6
01-4	Live poultry	2.587	210.0	215.3	-5.2	2.5	7.7	-2.8	-5.8
01-6	Fluid milk	9.481	285.0	284.3	7.0	-2	.1	2.4	-8
01-81	Hay	1.280	265.9	265.9	22.2	0	18.5	-23.0	-3.3
01-83	Oilseeds	4.189	291.2	294.9	14.1	1.3	.5	-6.0	1.2
01-91-01	Green coffee ³	1.961	266.7	261.4	-38.4	-2.0	-23.9	-12.6	-2.0
01-91-02	Cocoa beans	.271	314.2	375.0	-17.0	19.4	-6.2	-15.0	17.6
02-52-01-01	Cane sugar, raw ³	2.690	262.6	271.5	-28.7	3.4	-18.4	17.1	3.4
CRUDE NONFOOD MATERIALS		42.264	484.2	484.2	23.9	0	1.5	-.5	.8
01-51-01-01	Raw cotton ³	1.729	267.7	258.3	-6.5	-3.5	-6.2	.5	-3.5
01-92-01-01	Leaf tobacco	1.740	235.7	247.5	13.7	5.0	.7	.8	9.2
04-11	Cattle hides	.485	361.5	355.1	2.0	-1.8	-4.0	.7	-3.5
05-1	Coal	3.926	491.8	505.7	8.2	2.8	-.4	.6	2.8
05-31	Natural gas ³	8.207	1080.4	1113.6	31.5	3.1	3.5	4.4	3.1
05-61	Crude petroleum ³	14.667	816.0	799.0	44.9	-2.1	-3	-2.9	-2.1
06-52-03	Potash	.189	270.6	271.3	14.1	.3	.7	5.4	2.4
07-11-01	Crude natural rubber	.391	279.2	271.7	-16.7	-2.7	1.2	-3.7	-.3
09-12	Wastepaper	.393	182.9	182.1	-6.1	-4	-1.1	2.2	-.2
10-11	Iron ore ³	.687	269.8	269.8	8.7	0	0	0	0
10-12	Iron and steel scrap	3.232	328.3	323.6	19.9	-1.4	2.5	-3.2	-1.0
10-23	Nonferrous scrap	2.657	247.1	247.5	-4.3	.2	1.9	-1.1	3.8
13-21	Sand, gravel, and crushed stone	2.718	263.6	264.8	10.7	.5	.9	.3	.8

¹ Comprehensive relative importance figures are computed once each year in December. Data shown are expressed as a percent of total finished goods, total intermediate materials, or total crude materials. Data shown will not add up to 100.000 because not all commodity components of each stage-of-processing (SOP) index are shown; relative importance figures shown account for about 89 percent of total finished goods, about 88 percent of total intermediate materials, and about 96 percent of total crude materials. For each commodity component of the Finished Goods Index which is allocated to both capital equipment and finished consumer goods excluding foods, the relative importance figure shown

reflects only the share allocated to the SOP grouping under which it is listed. For example, the relative importance figure shown for household furniture under the SOP grouping for finished consumer goods excluding foods includes the share allocated to that SOP grouping but not the share allocated to capital equipment.

² All data are subject to revision 4 months after original publication.

³ Not seasonally adjusted.

⁴ Not available.

Table 3. Producer price indexes and percent changes for selected stage-of-processing groupings, seasonally adjusted

(1967 = 100)

Grouping	Indexes				Percent change at annual rate for:					
	Apr. 1981	May 1981	June 1981	July 1981	3 months ending:				6 months ending:	
					Oct. 1980	Jan. 1981	Apr. 1981	July 1981	Jan. 1981	July 1981
Finished goods	267.3	268.3	269.8	271.0	10.2	9.2	10.3	5.7	9.7	8.0
Finished goods, excluding foods	270.8	272.2	273.8	274.1	8.2	11.6	13.6	5.0	9.9	9.2
Finished consumer goods	269.3	269.9	271.3	272.2	9.7	9.0	10.4	4.4	9.4	7.4
Finished consumer foods	251.1	251.0	252.2	255.9	16.6	1.8	0	7.9	8.9	3.9
Finished consumer goods excluding foods	274.8	275.6	277.0	276.8	6.6	12.2	15.1	2.9	9.4	8.9
Durables	215.3	217.5	218.6	218.1	9.2	2.5	3.2	5.3	5.8	4.3
Nondurables	318.8	319.0	320.7	320.6	5.1	18.3	21.1	2.3	11.5	11.3
Capital equipment	260.1	262.4	264.3	266.2	12.1	9.3	10.5	9.7	10.7	10.1
Intermediate materials, supplies, and components	304.3	305.9	306.7	307.9	9.7	14.3	9.6	4.8	12.0	7.2
Intermediate foods and feeds	255.1	254.5	253.2	252.0	58.9	-15.0	-21.0	-4.8	16.2	-13.3
Intermediate materials, less foods and feeds	307.9	309.8	310.7	312.1	7.1	16.8	11.8	5.6	11.8	8.7
Crude materials for further processing	331.8	330.1	334.1	335.9	34.9	2.0	3.7	5.0	17.3	4.4
Crude foodstuffs and feedstuffs	262.4	256.6	263.7	264.5	38.0	-13.3	-14.5	3.2	9.4	-6.1
Crude nonfood materials	480.2	487.4	484.8	488.5	30.0	28.0	32.2	7.1	29.0	19.0
Crude materials less agricultural products	541.4	551.4	548.2	552.2	31.5	29.3	36.2	8.2	30.4	21.4

Table 4. Producer price indexes for the net output of selected industries and their products

Industry code	Product code	Industry and product 1/	Index base	Index			Percent change to July 1981 from --			
				Mar. 1981 2/	June 1981 2/	July 1981 2/	June 1981	Apr. 1981	Jan. 1981	July 1980
1111		Anthracite.....	12/79	125.3	133.2	133.5	0.2	6.3	9.2	19.9
	1111-P	Primary products.....	12/79	126.9	133.4	135.8	1.8	6.8	12.1	(3)
	1111-2	Prepared anthracite shipped.....	12/79	125.0	133.2	133.5	.2	6.5	9.5	20.5
	1111-206	Stove.....	12/79	122.2	130.4	130.8	.3	7.5	11.5	(3)
	1111-207	Chestnut.....	12/79	121.0	128.0	128.0	0	6.5	9.1	(3)
	1111-208	Pea.....	12/79	132.9	146.9	146.9	0	8.6	14.2	32.4
	1111-209	Buckwheat no. 1.....	12/79	123.9	134.0	134.0	0	8.7	12.0	22.6
	1111-211	Buckwheat no. 2.....	12/79	130.8	145.8	145.8	0	9.3	13.7	32.7
	1111-213	Buckwheat no. 4.....	12/79	139.7	138.3	141.6	2.4	9	4.7	(3)
	1111-214	Buckwheat no. 5.....	12/79	104.1	110.6	110.6	0	6.3	6.3	(3)
2011		Meat packing plants.....	12/80	94.8	98.6	101.5	2.9	6.3	3.2	(3)
	2011-P	Primary products.....	12/80	94.8	98.6	101.6	3.0	6.5	3.4	(3)
	2011-C	Miscellaneous byproducts of meatpacking plants, except sausage casings.....	12/80	93.0	95.9	97.5	1.6	1.8	-1	(3)
	2011-C55	Killing floor offal, scrap, bones etc.....	12/80	92.0	95.2	96.1	1.0	.8	(3)	(3)
	2011-1	Beef, not canned or made into sausage.....	12/80	96.4	100.0	102.2	2.2	5.6	1.9	(3)
	2011-112	Whole carcass beef.....	12/80	96.3	101.6	103.9	2.3	6.7	2.7	(3)
	2011-11202	USDA choice beef carcasses.....	12/80	94.0	102.4	104.3	1.8	8.5	4.0	(3)
	2011-11203	USDA good beef carcasses.....	12/80	93.6	100.1	100.6	.5	3.8	-2.0	(3)
	2011-11204	USDA utility beef carcasses.....	12/80	99.3	(3)	99.6	(3)	2.3	3.5	(3)
	2011-11298	Other USDA graded and ungraded beef carcasses.....	12/80	99.1	100.3	103.3	2.9	4.3	1.5	(3)
	2011-117	Primal and fabricated beef cuts.....	12/80	97.1	98.1	101.2	3.2	5.0	1.3	(3)
	2011-131	Boneless beef, including hamburger.....	12/80	95.8	93.3	93.1	-3	-3	-2.0	(3)
	2011-151	Variety meats (edible organs).....	12/80	97.8	93.1	94.8	1.8	-4	-5.2	(3)
	2011-4	Pork, fresh and frozen.....	12/80	90.7	97.1	104.0	7.0	12.5	10.3	(3)
	2011-417	Primal cuts including trimmings.....	12/80	90.8	98.0	103.9	6.0	11.9	10.0	(3)
	2011-41701	Boston butts.....	12/80	86.0	92.5	124.1	34.2	42.7	20.0	(3)
	2011-41702	Pork loins.....	12/80	102.8	107.9	116.5	7.9	20.6	7.3	(3)
	2011-41798	Other primal cuts.....	12/80	89.7	97.2	99.8	2.7	7.4	9.2	(3)
	2011-451	Variety meats (fresh edible organs).....	12/80	77.7	(3)	99.3	(3)	24.6	19.4	(3)
	2011-5	Lard.....	12/80	99.3	99.6	102.4	2.7	-9	5.7	(3)
	2011-517	Lard, commercial sizes (over 3 lbs.).....	12/80	100.0	100.3	103.5	3.1	-1.0	6.5	(3)
	2011-6	Pork, processed or cured, including frozen (not canned or made into sausage).....	12/80	89.9	95.1	98.0	3.1	9.3	6.7	(3)
	2011-631	Hams and picnics, except canned.....	12/80	86.6	88.5	96.9	9.5	11.0	8.5	(3)
	2011-63101	Hams.....	12/80	85.1	87.7	96.6	10.1	10.5	11.9	(3)
	2011-63102	Picnics.....	12/80	91.6	91.1	(3)	(3)	(3)	(3)	
	2011-635	Slab bacon.....	12/80	80.1	88.6	93.3	5.3	10.5	8.7	(3)
	2011-641	Sliced bacon.....	12/80	93.6	104.4	101.1	-3.1	9.2	8.4	(3)
	2011-7	Sausage and similar products (not canned).....	12/80	93.8	96.0	98.5	2.6	7.0	1.0	(3)
	2011-711	Fresh sausage, pork sausage, breakfast links, etc.....	12/80	96.2	94.8	96.5	1.8	1.0	-2.6	(3)
	2011-71101	Fresh pork sausage, roll, artificial casing.....	12/80	96.6	(3)	96.0	(3)	(3)	-3.4	(3)
	2011-71198	Other fresh sausage, breakfast links, etc.....	12/80	94.6	94.1	98.5	4.6	7.2	.8	(3)
	2011-717	Dry and semidry sausage (salami, cervelat, summer sausage, pepperoni, pork rolls, etc.).....	12/80	87.4	87.4	88.8	1.6	4.5	-2.9	(3)
	2011-721	Frankfurters and wieners.....	12/80	98.5	101.1	104.8	3.7	10.6	5.2	(3)
	2011-72101	Frankfurters, skinless, all meat.....	12/80	98.2	101.3	105.8	4.4	12.8	6.2	(3)
	2011-735	Other sausage, smoked or cooked (bologna, liverwurst, Polish sausage, packaged luncheon, etc.).....	12/80	89.6	94.7	97.5	3.0	10.3	1.3	(3)
	2011-73501	Bologna, all meat.....	12/80	89.8	91.4	93.0	1.8	6.6	-2.8	(3)
	2011-73598	Other smoked or cooked sausages.....	12/80	89.6	96.6	100.3	3.8	12.5	3.8	(3)
	2011-791	Jellied goods and similar preparations not canned (head cheese, meat loaves, scrapple).....	12/80	145.8	141.8	108.8	-23.2	-26.1	3.4	(3)
	2011-9	Hides, skins, and pelts.....	12/80	92.2	92.1	90.8	-1.5	-7.4	-4.7	(3)
	2011-912	Cattle hides, except kip.....	12/80	91.6	91.1	89.5	-1.7	-8.1	-5.7	(3)
	2011-91202	Packer, branded cow.....	12/80	87.9	87.4	88.4	1.1	-8.9	-5.3	(3)
	2011-91203	Packer, native steer, heavy.....	12/80	84.6	87.3	83.6	-4.3	-12.4	-6.2	(3)
	2011-91205	Packer, butt brander.....	12/80	(3)	91.3	94.3	3.2	(3)	(3)	
	2011-91298	Other cattle hides.....	12/80	93.2	93.4	89.9	-3.7	-9.4	-4.8	(3)
	2011-997	Other hides, skins, and pelts, except kip.....	12/80	106.6	124.0	131.3	5.9	14.2	26.3	(3)
	2011-M	Miscellaneous receipts.....	12/80	94.7	98.8	102.9	4.1	9.0	6.8	(3)
	2011-XY9	Contract work and other miscellaneous receipts.....	12/80	100.7	102.4	103.5	1.1	1.1	2.4	(3)
	2011-Z89	Resales.....	12/80	94.5	98.7	102.9	4.2	9.3	6.9	(3)
	2011-S	Secondary products.....	12/80	95.8	96.8	98.6	1.8	.1	-2.8	(3)

See footnotes at end of table

Table 4. Continued—Producer price indexes for the net output of selected industries and their products

Industry code	Product code	Industry and product 1/	Index base	Index			Percent change to July 1981 from --			
				Mar. 1981 2/	June 1981 2/	July 1981 2/	June 1981	Apr. 1981	Jan. 1981	July 1980
2011	2013-5	Meat packing plants..... (Cont'd) Prepared meats manufactured from animals slaughtered off premises.....	12/80	(3)	83.5	89.9	7.6	14.2	2.5	(3)
2022	2022-P	Natural and processed cheese.....	06/81	(3)	100.0	99.6	-.4	(3)	(3)	(3)
	2022-1	Primary products.....	06/81	(3)	100.0	99.5	-.5	(3)	(3)	(3)
	2022-102	Natural cheese, except cottage cheese.....	06/81	(3)	100.0	100.0	0	(3)	(3)	(3)
	2022-10201	American-type cheese.....	06/81	(3)	100.0	99.8	-.2	(3)	(3)	(3)
	2022-10211	Cheddar cheese.....	06/81	(3)	100.0	100.0	0	(3)	(3)	(3)
	2022-103	Other American-type cheese.....	06/81	(3)	100.0	99.4	-.6	(3)	(3)	(3)
	2022-10301	Italian-type cheese.....	06/81	(3)	100.0	100.4	.4	(3)	(3)	(3)
	2022-10311	Mozzarella cheese.....	06/81	(3)	100.0	100.2	.2	(3)	(3)	(3)
	2022-111	Other Italian-type cheese.....	06/81	(3)	100.0	100.8	.8	(3)	(3)	(3)
	2022-2	Other natural cheese, except cottage cheese.....	06/81	(3)	100.0	100.0	0	(3)	(3)	(3)
	2022-211	Processed cheese and related products.....	06/81	(3)	100.0	98.9	-1.1	(3)	(3)	(3)
	2022-215	Cheese spread.....	06/81	(3)	100.0	99.2	-.8	(3)	(3)	(3)
	2022-M	Miscellaneous receipts.....	06/81	(3)	100.0	99.7	-.3	(3)	(3)	(3)
	2022-289	Resales.....	06/81	(3)	100.0	99.7	-.3	(3)	(3)	(3)
	2022-5	Secondary products.....	06/81	(3)	100.0	100.1	.1	(3)	(3)	(3)
	2026-5	Fluid milk.....	06/81	(3)	100.0	100.2	.2	(3)	(3)	(3)
2033	2033-P	Canned fruits and vegetables.....	06/81	(3)	100.0	100.9	.9	(3)	(3)	(3)
	2033-1	Primary products.....	06/81	(3)	100.0	101.0	1.0	(3)	(3)	(3)
	2033-112	Canned fruits, except baby food.....	06/81	(3)	100.0	99.3	-.7	(3)	(3)	(3)
	2033-134	Apples.....	06/81	(3)	100.0	100.0	0	(3)	(3)	(3)
	2033-162	Fruits for salads.....	06/81	(3)	100.0	100.0	0	(3)	(3)	(3)
	2033-171	Fruit pie fillings.....	06/81	(3)	100.0	100.0	0	(3)	(3)	(3)
	2033-174	Applesauce.....	06/81	(3)	100.0	99.5	-.5	(3)	(3)	(3)
	2033-175	Peaches, including spiced.....	06/81	(3)	100.0	101.7	1.7	(3)	(3)	(3)
	2033-2	Pears, including spiced.....	06/81	(3)	100.0	100.0	0	(3)	(3)	(3)
	2033-203	Canned vegetables, except hominy and mushrooms.....	06/81	(3)	100.0	101.1	1.1	(3)	(3)	(3)
	2033-207	Fresh lima beans.....	06/81	(3)	100.0	99.1	-.9	(3)	(3)	(3)
	2033-255	Beans, green and wax (including blue lake).....	06/81	(3)	100.0	101.2	1.2	(3)	(3)	(3)
	2033-275	Spinach.....	06/81	(3)	100.0	108.2	8.2	(3)	(3)	(3)
	2033-293	White potatoes.....	06/81	(3)	100.0	107.3	7.3	(3)	(3)	(3)
	2033-294	Beets.....	06/81	(3)	100.0	102.5	2.5	(3)	(3)	(3)
	2033-296	Sweet corn, whole kernel.....	06/81	(3)	100.0	99.8	-.2	(3)	(3)	(3)
	2033-297	Green peas.....	06/81	(3)	100.0	99.3	-.7	(3)	(3)	(3)
	2033-3	Tomatoes.....	06/81	(3)	100.0	103.0	3.0	(3)	(3)	(3)
	2033-321	Canned hominy and mushrooms.....	06/81	(3)	100.0	99.7	-.3	(3)	(3)	(3)
	2033-4	Mushrooms.....	06/81	(3)	100.0	99.7	-.3	(3)	(3)	(3)
	2033-411	Canned fruit juices, nectars, and concentrates.....	06/81	(3)	100.0	100.2	.2	(3)	(3)	(3)
	2033-428	Apple juice.....	06/81	(3)	100.0	100.9	.9	(3)	(3)	(3)
	2033-431	Pineapple juice.....	06/81	(3)	100.0	103.7	3.7	(3)	(3)	(3)
	2033-472	Grapefruit juice.....	06/81	(3)	100.0	100.0	0	(3)	(3)	(3)
	2033-5	Other whole fruit juices and mixtures of whole fruit juices.....	06/81	(3)	100.0	100.0	0	(3)	(3)	(3)
	2033-515	Canned vegetable juices.....	06/81	(3)	100.0	104.4	4.4	(3)	(3)	(3)
	2033-6	Tomato juice.....	06/81	(3)	100.0	103.5	3.5	(3)	(3)	(3)
	2033-614	Catsup and other tomato sauces, etc.....	06/81	(3)	100.0	101.9	1.9	(3)	(3)	(3)
	2033-621	Tomato sauces.....	06/81	(3)	100.0	105.4	5.4	(3)	(3)	(3)
	2033-691	Catsup.....	06/81	(3)	100.0	104.7	4.7	(3)	(3)	(3)
	2033-8	Tomato pulp and puree.....	06/81	(3)	100.0	99.1	-.9	(3)	(3)	(3)
	2033-815	Jams, jellies and preserves.....	06/81	(3)	100.0	100.0	0	(3)	(3)	(3)
	2033-M	Other jams and preserves.....	06/81	(3)	100.0	98.9	-1.1	(3)	(3)	(3)
	2033-289	Miscellaneous receipts.....	06/81	(3)	100.0	98.9	-1.1	(3)	(3)	(3)
	2032-5	Resales.....	06/81	(3)	100.0	101.6	1.6	(3)	(3)	(3)
	2033-555	Secondary products.....	06/81	(3)	100.0	100.9	.9	(3)	(3)	(3)
	2037-5	Canned specialties.....	06/81	(3)	100.0	103.0	3.0	(3)	(3)	(3)
	2037-5	Other secondary products.....	06/81	(3)	100.0	100.0	0	(3)	(3)	(3)
	2037-5	Frozen fruits and vegetables.....	06/81	(3)	100.0	100.0	0	(3)	(3)	(3)
2035	2035-P	Pickles, sauces and salad dressings.....	06/81	(3)	100.0	100.1	.1	(3)	(3)	(3)
	2035-2	Primary products.....	06/81	(3)	100.0	100.1	.1	(3)	(3)	(3)
	2035-211	Pickles and other pickled products.....	06/81	(3)	100.0	100.3	.3	(3)	(3)	(3)
	2035-215	Dill pickles.....	06/81	(3)	100.0	100.5	.5	(3)	(3)	(3)
	2035-215	Sweet pickles.....	06/81	(3)	100.0	100.0	0	(3)	(3)	(3)

See footnotes at end of table

Table 4. Continued—Producer price indexes for the net output of selected industries and their products

Industry code	Product code	Industry and product 1/	Index base	Index			Percent change to July 1981 from --				
				Mar. 1981 2/	June 1981 2/	July 1981 2/	June 1981	Apr. 1981	Jan. 1981	July 1980	
2035		Pickles, sauces and salad dressings.....									
		(Cont'd)									
	2035-233	Other finished pickled products.....	06/81	(3)	100.0	100.2	0.2	(3)	(3)	(3)	(3)
	2035-298	Unfinished pickled products.....	06/81	(3)	100.0	100.0	0	(3)	(3)	(3)	(3)
	2035-3	Meat sauces.....	06/81	(3)	100.0	100.0	0	(3)	(3)	(3)	(3)
	2035-311	Prepared mustard.....	06/81	(3)	100.0	100.0	0	(3)	(3)	(3)	(3)
	2035-4	Mayonnaise, salad dressings and sandwich spreads.....	06/81	(3)	100.0	100.0	0	(3)	(3)	(3)	(3)
	2035-411	Salad dressing.....	06/81	(3)	100.0	100.0	0	(3)	(3)	(3)	(3)
	2035-423	Mayonnaise.....	06/81	(3)	100.0	100.0	0	(3)	(3)	(3)	(3)
	2035-429	Sandwich spread, refrigerated dressing and other spoon-type dressings.....	06/81	(3)	100.0	100.0	0	(3)	(3)	(3)	(3)
	2035-431	French dressing.....	06/81	(3)	100.0	99.7	- .3	(3)	(3)	(3)	(3)
	2035-439	Chese, low calorie and other pourable-type dressings.....	06/81	(3)	(3)	(3)	(3)	(3)	(3)	(3)	(3)
	2035-5	Secondary products.....	06/81	(3)	100.0	100.3	.3	(3)	(3)	(3)	(3)
	2035-555	Other secondary products.....	06/81	(3)	100.0	100.2	.2	(3)	(3)	(3)	(3)
2037		Frozen fruits and vegetables.....	06/81	(3)	100.0	100.6	.6	(3)	(3)	(3)	(3)
	2037-P	Primary production.....	06/81	(3)	100.0	100.7	.7	(3)	(3)	(3)	(3)
	2037-1	Frozen fruits, juices and ades.....	06/81	(3)	100.0	99.5	-.5	(3)	(3)	(3)	(3)
	2037-163	Frozen blueberries.....	06/81	(3)	100.0	100.7	.7	(3)	(3)	(3)	(3)
	2037-179	Frozen orange juice.....	06/81	(3)	100.0	100.0	0	(3)	(3)	(3)	(3)
	2037-195	Other frozen fruit and berry juice, concentrated.....	06/81	(3)	100.0	99.1	-.9	(3)	(3)	(3)	(3)
	2037-197	Citrus pulp.....	06/81	(3)	100.0	92.6	-7.4	(3)	(3)	(3)	(3)
	2037-2	Frozen vegetables.....	06/81	(3)	100.0	101.6	1.6	(3)	(3)	(3)	(3)
	2037-213	Frozen green beans.....	06/81	(3)	100.0	101.2	1.2	(3)	(3)	(3)	(3)
	2037-231	Frozen brussels sprouts.....	06/81	(3)	100.0	107.9	7.9	(3)	(3)	(3)	(3)
	2037-233	Frozen carrots.....	06/81	(3)	100.0	100.0	0	(3)	(3)	(3)	(3)
	2037-235	Frozen cauliflower.....	06/81	(3)	100.0	99.9	-.1	(3)	(3)	(3)	(3)
	2037-241	Frozen green peas.....	06/81	(3)	100.0	90.1	-9.9	(3)	(3)	(3)	(3)
	2037-242	Frozen spinach.....	06/81	(3)	100.0	100.0	0	(3)	(3)	(3)	(3)
	2037-243	Frozen succotash.....	06/81	(3)	100.0	100.7	.7	(3)	(3)	(3)	(3)
	2037-246	Other frozen combinations.....	06/81	(3)	100.0	101.1	1.1	(3)	(3)	(3)	(3)
	2037-248	Frozen french fried potatoes.....	06/81	(3)	100.0	103.8	3.8	(3)	(3)	(3)	(3)
	2037-24801	Frozen french fried potatoes, two lbs. and under.....	06/81	(3)	100.0	109.9	9.9	(3)	(3)	(3)	(3)
	2037-24802	Frozen french fried potatoes, over two lbs.....	06/81	(3)	100.0	102.5	2.5	(3)	(3)	(3)	(3)
	2037-249	Other frozen potato products.....	06/81	(3)	100.0	97.8	-2.2	(3)	(3)	(3)	(3)
	2037-255	Frozen sweet cob corn, yellow.....	06/81	(3)	100.0	100.0	0	(3)	(3)	(3)	(3)
	2037-298	Other frozen vegetables.....	06/81	(3)	100.0	100.7	.7	(3)	(3)	(3)	(3)
	2037-M	Miscellaneous receipts.....	06/81	(3)	100.0	100.0	0	(3)	(3)	(3)	(3)
	2037-S	Secondary products.....	06/81	(3)	100.0	100.2	.2	(3)	(3)	(3)	(3)
	2033-S	Canned fruits and vegetables.....	06/81	(3)	100.0	100.5	.5	(3)	(3)	(3)	(3)
2048		Prepared feeds, n.e.c.....	12/80	94.5	95.4	94.0	-1.5	-2.3	-5.1	(3)	(3)
	2048-P	Primary products.....	12/80	94.1	95.0	93.5	-1.7	-2.4	-5.5	(3)	(3)
	2048-1	Poultry feeds, eqq type, broiler and turkey.....	12/80	92.3	92.5	91.0	-1.7	-2.6	-6.2	(3)	(3)
	2048-111	Starter-grower, complete.....	12/80	89.4	88.9	86.4	-2.8	-5.7	-10.0	(3)	(3)
	2048-115	Layer-brooder, complete.....	12/80	94.8	95.6	94.6	-1.1	-1.1	-4.7	(3)	(3)
	2048-116	Broiler, complete.....	12/80	92.1	91.5	89.7	-2.0	-2.5	-6.6	(3)	(3)
	2048-117	Laver-brooder, supplements and concentrates.....	12/80	92.9	94.7	94.7	-.1	-1.5	-3.1	(3)	(3)
	2048-118	Turkey, complete.....	12/80	91.3	(3)	(3)	(3)	(3)	(3)	(3)	(3)
	2048-2	Dairy cattle feeds, complete.....	12/80	93.1	95.1	91.6	-3.7	-5.0	-9.2	(3)	(3)
	2048-3	Dairy cattle feed, supplements and concentrates.....	12/80	93.3	96.7	93.3	-3.5	-3.6	-4.7	(3)	(3)
	2048-4	Swine feeds, complete.....	12/80	99.2	98.4	97.3	-1.0	-2.3	-3.4	(3)	(3)
	2048-5	Swine feed, supplements and concentrates.....	12/80	93.7	95.5	95.2	-.2	-1.2	-3.6	(3)	(3)
	2048-6	Beef cattle feeds, complete.....	12/80	100.2	99.5	98.9	-.6	-1.8	-4.4	(3)	(3)
	2048-7	Beef cattle feed, supplements and concentrates.....	12/80	93.1	97.1	97.4	.3	1.8	-1.1	(3)	(3)
	2048-8	Other poultry and livestock feeds, including duck, geese, horse, mule, etc.....	12/80	99.6	100.0	96.5	-3.5	-4.6	-4.0	(3)	(3)
	2048-816	Horse and mule, complete feed.....	12/80	99.7	100.2	94.7	-5.6	-7.8	-5.8	(3)	(3)
	2048-818	Other livestock (sheep, etc.), complete feed.....	12/80	95.7	93.7	96.7	3.2	1.0	-3.9	(3)	(3)
	2048-819	Other livestock (sheep, etc.), supplements and concentrates.....	12/80	102.8	104.3	100.2	-3.9	(3)	-1.9	(3)	(3)
	2048-9	Other prepared animal feeds.....	12/80	96.1	95.6	95.7	.1	.4	-5.4	(3)	(3)

See footnotes at end of table

Table 4. Continued—Producer price indexes for the net output of selected industries and their products

Industry code	Product code	Industry and product 1/	Index base	Index			Percent change to July 1981 from --				
				Mar. 1981 2/	June 1981 2/	July 1981 2/	June 1981	Apr. 1981	Jan. 1981	July 1980	
2048		Prepared feeds, n.e.c. (Cont'd)									
	2048-911	Grain, ground, rolled, pulverized, chopped, or crimped, excluding cornmeal.	12/80	99.8	92.8	92.4	-0.5	- .5	-8.2	(3)	
	2048-922	Mineral mixture, including oyster shells, prepared for feed use.	12/80	100.8	107.6	108.2	.6	3.9	7.6	(3)	
	2048-M	Miscellaneous receipts	12/80	98.2	98.4	99.5	1.1	- .8	0	(3)	
	2048-XY9	Contract work and other miscellaneous receipts.	12/80	(4)	(4)	(3)	(3)	(3)	(3)	(3)	
	2048-289	Resales	12/80	98.1	(3)	(3)	(3)	(3)	(3)	(3)	
	2048-5	Secondary products	12/80	99.2	99.5	98.7	- .8	-1.4	-3.2	(3)	
	2047-5	Dog, cat and other pet food.	12/80	98.0	98.5	98.0	- .5	-1.2	-3.7	(3)	
	2048-555	Other secondary products.	12/80	100.7	100.7	99.5	-1.1	-1.6	-2.6	(3)	
2051		Bread, cake, and related products.	06/80	107.8	109.7	110.2	.4	1.7	3.1	9.5	
	2051-P	Primary products.	06/80	107.5	109.6	110.1	.5	1.8	3.1	9.4	
	2051-1	Bread.	06/80	105.7	108.9	109.4	.5	1.7	3.1	8.8	
	2051-1A	White bread.	06/80	106.9	108.6	109.2	.5	1.4	2.4	8.5	
	2051-11	White pan bread.	06/80	106.3	108.1	108.8	.6	1.5	2.5	8.1	
	2051-11101	White pan bread, Northeast.	06/80	108.9	110.8	110.8	0	1.8	1.8	10.3	
	2051-11102	White pan bread, North Central.	06/80	106.0	106.9	107.2	.3	1.2	2.0	7.1	
	2051-11103	White pan bread, South.	06/80	105.6	(3)	107.7	(3)	1.3	2.4	7.1	
	2051-11104	White pan bread, West.	06/80	104.5	109.0	110.5	1.4	2.0	4.2	8.2	
	2051-113	White hearth bread.	06/80	112.9	(3)	113.9	(3)	.9	2.4	(3)	
	2051-1D	Other bread.	06/80	106.2	109.7	110.2	.5	2.5	5.0	9.4	
	2051-115	Dark wheat bread.	06/80	106.5	109.3	110.2	.8	1.8	4.2	8.8	
	2051-117	Rye bread.	06/80	106.2	111.3	111.3	0	3.2	7.6	11.0	
	2051-128	Other variety bread.	06/80	106.9	111.0	111.0	0	3.9	4.7	11.0	
	2051-2	Bread type rolls, stuffing, and crumbs.	06/80	108.0	110.5	111.5	.9	3.0	4.9	11.2	
	2051-23	Bread type rolls.	06/80	107.8	110.5	111.6	1.0	3.3	4.9	11.3	
	2051-233	Hamburger and weiner rolls.	06/80	107.8	110.0	111.7	1.5	3.0	4.5	11.5	
	2051-235	Brown and serve rolls.	06/80	103.9	105.9	105.9	0	1.8	(3)	(3)	
	2051-256	English muffins.	06/80	111.2	118.4	118.7	.2	11.8	15.2	18.5	
	2051-259	Other bread type rolls.	06/80	108.4	(3)	109.7	(3)	-1.0	2.1	8.4	
	2051-241	Bread stuffing, croutons, and bread crumbs.	06/80	109.9	110.6	(3)	(3)	(3)	(3)	(3)	
	2051-3	Sweet yeast goods.	06/80	110.0	111.9	112.4	.5	.8	2.5	9.6	
	2051-313	Yeast raised doughnuts.	06/80	103.6	104.6	104.6	0	0	1.6	4.6	
	2051-398	Other sweet yeast goods.	06/80	112.0	(3)	115.1	(3)	1.1	2.9	11.4	
	2051-4	Soft cakes.	06/80	108.3	110.0	110.1	.1	1.5	1.8	9.8	
	2051-413	Snack cakes.	06/80	103.3	110.3	(3)	(3)	(3)	(3)	(3)	
	2051-418	Other soft cakes.	06/80	108.4	109.4	109.7	.2	(3)	2.2	(3)	
	2051-5	Pies.	06/80	108.5	109.2	109.2	0	0	.6	9.2	
	2051-513	Snack pies.	06/80	109.7	110.8	(3)	(3)	(3)	(3)	(3)	
	2051-7	Cake type doughnuts.	06/80	107.0	108.7	108.7	0	1.2	3.1	8.7	
	2051-M	Miscellaneous receipts.	06/80	108.7	110.2	110.2	0	.2	2.7	(3)	
	2051-275	Resales of bread and related products.	06/80	106.6	(3)	107.4	(3)	0	2.9	(3)	
	2051-27512	Resales of rolls, stuffing and crumbs.	06/80	115.1	118.7	118.7	0	1.1	3.2	18.7	
	2051-27513	Resales of sweet yeast goods.	06/80	108.4	(3)	109.5	(3)	0	1.6	9.5	
	2051-27514	Resales of soft cakes.	06/80	111.5	111.5	111.5	0	0	0	(3)	
	2051-5	Secondary products.	06/80	108.5	110.5	110.5	0	14.1	7.1	9.2	
	2051-555	Other secondary products.	06/80	111.2	111.8	111.8	0	28.5	9.5	(3)	
2075		Soybean oil mill products.	12/79	104.7	102.6	104.9	2.2	-1.6	-6.8	6.8	
	2075-P	Primary products.	12/79	102.0	100.8	102.4	1.7	-2.1	-7.3	5.8	
	2075-1	Soybean oil.	12/79	83.8	79.2	83.4	5.2	-2.6	-3.6	(3)	
	2075-11	Crude soybean oil.	12/79	81.8	78.3	78.8	.7	-8.1	-6.5	-3.8	
	2075-113	Soybean oil, crude, dequummed.	12/79	86.1	80.2	89.1	11.1	4.8	.1	-10.1	
	2075-115	Soybean oil, crude, not dequummed.	12/79	111.8	112.6	112.8	.1	-1.9	-8.8	10.6	
	2075-2	Soybean cake, meal, and other byproducts.	12/79	111.6	113.1	113.2	.1	-1.2	-8.3	10.3	
2086		Soft drinks.	06/81	(3)	100.0	101.1	1.1	(3)	(3)	(3)	
	2086-P	Primary products.	06/81	(3)	100.0	101.3	1.3	(3)	(3)	(3)	
	2086-3	Carbonated soft drinks.	06/81	(3)	100.0	101.4	1.4	(3)	(3)	(3)	
	2086-301	Cola, excluding diet cola.	06/81	(3)	100.0	101.0	1.0	(3)	(3)	(3)	
	2086-30101	Cola, bottled, excluding diet cola.	06/81	(3)	100.0	99.8	-.2	(3)	(3)	(3)	
	2086-30111	Cola, excluding diet, returnable bottles.	06/81	(3)	100.0	100.0	0	(3)	(3)	(3)	
	2086-30112	Cola, excluding diet, nonreturnable bottles.	06/81	(3)	100.0	99.4	-.6	(3)	(3)	(3)	

See footnotes at end of table

Table 4. Continued—Producer price indexes for the net output of selected industries and their products

Industry code	Product code	Industry and product 1/	Index base	Index			Percent change to July 1981 from --				
				Mar. 1981 2/	June 1981 2/	July 1981 2/	June 1981	Apr. 1981	Jan. 1981	July 1980	
2086		Soft drinks.....									
		(Cont'd)									
	2086-30121	Cola, excluding diet, cans (returnable and nonreturnable).....	06/81	(3)	100.0	103.2	3.2	(3)	(3)	(3)	(3)
	2086-30131	Cola, excluding diet, bulk.....	06/81	(3)	100.0	100.4	.4	(3)	(3)	(3)	(3)
	2086-302	Other carbonated drinks, including diet cola.....	06/81	(3)	100.0	101.8	1.8	(3)	(3)	(3)	(3)
	2086-30202	Carbonated orange soda.....	06/81	(3)	100.0	100.3	.3	(3)	(3)	(3)	(3)
	2086-30203	Carbonated lemon, lime and lemon-lime combinations.....	06/81	(3)	100.0	102.0	2.0	(3)	(3)	(3)	(3)
	2086-30204	Root beer and sarsaparilla.....	06/81	(3)	100.0	100.3	.3	(3)	(3)	(3)	(3)
	2086-30205	Ginger ale.....	06/81	(3)	100.0	100.0	0	(3)	(3)	(3)	(3)
	2086-30206	Carbonated grape soda.....	06/81	(3)	(3)	(3)	(3)	(3)	(3)	(3)	(3)
	2086-30207	Club soda.....	06/81	(3)	100.0	100.0	0	(3)	(3)	(3)	(3)
	2086-30209	Other carbonated nondiet flavors.....	06/81	(3)	100.0	100.6	.6	(3)	(3)	(3)	(3)
	2086-30211	Diet cola.....	06/81	(3)	(3)	(3)	(3)	(3)	(3)	(3)	(3)
	2086-30219	Other carbonated diet flavors.....	06/81	(3)	100.0	104.3	4.3	(3)	(3)	(3)	(3)
	2086-5	Noncarbonated soft drinks.....	06/81	(3)	100.0	100.0	0	(3)	(3)	(3)	(3)
	2086-509	Other noncarbonated fruit drinks and ades	06/81	(3)	100.0	100.0	0	(3)	(3)	(3)	(3)
	2086-M	Miscellaneous receipts.....	06/81	(3)	100.0	100.1	.1	(3)	(3)	(3)	(3)
	2086-289	Resales.....	06/81	(3)	100.0	100.1	.1	(3)	(3)	(3)	(3)
2095		Coffee.....	06/81	(3)	100.0	99.2	-.8	(3)	(3)	(3)	(3)
	2095-P	Primary products.....	06/81	(3)	100.0	99.3	-.7	(3)	(3)	(3)	(3)
	2095-1	Whole bean and ground roasted coffee.....	06/81	(3)	100.0	99.1	-.9	(3)	(3)	(3)	(3)
	2095-111	Whole bean, roasted coffee.....	06/81	(3)	100.0	99.5	-.5	(3)	(3)	(3)	(3)
	2095-116	Ground, roasted coffee.....	06/81	(3)	100.0	99.1	-.9	(3)	(3)	(3)	(3)
	2095-2	Concentrated (instant) coffee.....	06/81	(3)	100.0	99.6	-.4	(3)	(3)	(3)	(3)
	2095-555	Secondary products.....	06/81	(3)	100.0	96.1	-3.9	(3)	(3)	(3)	(3)
2211		Cotton broadwoven fabrics.....	12/80	103.3	104.3	104.4	.1	-.1	3.1	(3)	(3)
	2211-P	Primary products.....	12/80	103.7	104.8	105.0	.2	-.2	3.7	(3)	(3)
	2211-A	Cotton broadwoven fabrics, gray.....	12/80	103.8	104.4	104.8	.4	-.5	3.8	(3)	(3)
	2211-1	Cotton duck and allied fabrics, including combed duck.....	12/80	102.5	109.1	110.5	1.3	1.8	9.6	(3)	(3)
	2211-2	Cotton sheeting and allied coarse and medium yarn fabrics.....	12/80	103.1	101.4	103.8	2.4	.4	1.5	(3)	(3)
	2211-215	Osnaburgs.....	12/80	103.2	(3)	103.5	(3)	.5	1.3	(3)	(3)
	2211-225	Sheetings.....	12/80	104.7	99.7	(3)	(3)	(3)	(3)	(3)	(3)
	2211-235	Drills.....	12/80	(3)	(3)	110.0	(3)	(3)	(3)	(3)	(3)
	2211-255	Sateens.....	12/80	99.1	96.4	96.7	.3	-4.6	-5.1	(3)	(3)
	2211-3	Cotton print cloth yarn fabrics.....	12/80	103.0	104.4	104.5	.1	1.0	3.3	(3)	(3)
	2211-315	Plain print cloths.....	12/80	101.3	103.3	104.8	1.5	2.3	4.0	(3)	(3)
	2211-6	Other woven cotton gray fabrics and specialties.....	12/80	100.6	97.1	98.6	1.5	-2.5	-2.8	(3)	(3)
	2211-615	Corduroys.....	12/80	99.0	92.4	92.2	-.2	-6.9	-7.1	(3)	(3)
	2211-625	Others, except corduroys.....	12/80	103.3	105.5	109.9	4.2	(3)	4.2	(3)	(3)
	2211-B	Cotton broadwoven fabrics, finished.....									
	2211-7	Finished cotton broadwoven fabrics, excluding commission finishing.....	12/80	101.2	103.6	102.8	-.8	.8	4.3	(3)	(3)
	2211-731	Plain dyed and finished broadwoven fabrics.....	12/80	102.5	106.5	105.7	-.8	2.8	7.7	(3)	(3)
	2211-73115	Dyed corduroys.....	12/80	(3)	102.0	94.6	-7.2	(3)	(3)	(3)	(3)
	2211-73116	Denims.....	12/80	105.6	104.2	105.5	1.3	-.6	4.8	(3)	(3)
	2211-761	Other finished cotton fabrics.....	12/80	101.0	103.2	102.2	-.9	1.7	2.0	(3)	(3)
	2211-C	Cotton broadwoven fabrics, finished products.....	12/80	106.7	109.1	109.4	.3	.3	2.6	(3)	(3)
	2211-S	Secondary products.....	12/80	101.0	101.5	101.5	-.1	.2	.1	(3)	(3)
	2221-S	Man-made fiber and silk broadwoven fabrics.....	12/80	101.3	102.0	103.5	1.5	1.7	2.1	(3)	(3)
2221		Synthetic fiber and silk broad wovens.....	06/81	(3)	100.0	100.4	.4	(3)	(3)	(3)	(3)
	2221-P	Primary products.....	06/81	(3)	100.0	100.5	.5	(3)	(3)	(3)	(3)
	2221-1	Gray goods.....	06/81	(3)	100.0	100.3	.3	(3)	(3)	(3)	(3)
	2221-12	100% filament yarn fabrics.....	06/81	(3)	100.0	100.2	.2	(3)	(3)	(3)	(3)
	2221-122	Fabrics except chiefly rayon and/or acetate.....	06/81	(3)	100.0	99.4	-.6	(3)	(3)	(3)	(3)
	2221-1223	100% nylon.....	06/81	(3)	100.0	98.6	-1.4	(3)	(3)	(3)	(3)
	2221-12233	Taffetas.....	06/81	(3)	100.0	99.5	-.5	(3)	(3)	(3)	(3)
	2221-13	100% spun yarn fabrics.....	06/81	(3)	100.0	100.3	.3	(3)	(3)	(3)	(3)
	2221-132	Polyester/cotton blends.....	06/81	(3)	100.0	99.8	-.2	(3)	(3)	(3)	(3)
	2221-13261	Bed sheetings.....	06/81	(3)	100.0	99.9	-.1	(3)	(3)	(3)	(3)

See footnotes at end of table

Table 4. Continued—Producer price indexes for the net output of selected industries and their products

Industry code	Product code	Industry and product 1/	Index base	Index			Percent change to July 1981 from --				
				Mar. 1981 2/	June 1981 2/	July 1981 2/	June 1981	Apr. 1981	Jan. 1981	July 1980	
2221		Synthetic fiber and silk broad wovens..... (Cont'd)									
	2221-13262	Broadcloths.....	06/81	(3)	100.0	99.5	-0.5	(3)	(3)	(3)	(3)
	2221-13263	Twills.....	06/81	(3)	100.0	99.2	-.8	(3)	(3)	(3)	(3)
	2221-13264	Plain print cloths.....	06/81	(3)	100.0	100.2	.2	(3)	(3)	(3)	(3)
	2221-13269	Other weaves.....	06/81	(3)	100.0	100.0	0	(3)	(3)	(3)	(3)
	2221-133	Spun yarn fabrics, except chiefly cellulosic and polyester/cotton blends.	06/81	(3)	100.0	102.5	2.5	(3)	(3)	(3)	(3)
	2221-13372	Polyester/rayon blends.....	06/81	(3)	100.0	100.4	.4	(3)	(3)	(3)	(3)
	2221-2	Finished fabrics.....	06/81	(3)	100.0	101.5	1.5	(3)	(3)	(3)	(3)
	2221-282	Plain dyed and finished fabrics.....	06/81	(3)	100.0	100.1	-.1	(3)	(3)	(3)	(3)
	2221-28213	Other fibers.....	06/81	(3)	100.0	99.7	-.3	(3)	(3)	(3)	(3)
	2221-284	Finished but not bleached, dyed or printed fabrics.....	06/81	(3)	100.0	100.3	.3	(3)	(3)	(3)	(3)
	2221-5	Secondary products.....	06/81	(3)	100.0	100.1	.1	(3)	(3)	(3)	(3)
2257		Circular knit fabrics.....	06/81	(3)	100.0	100.6	.6	(3)	(3)	(3)	(3)
	2257-P	Primary products.....	06/81	(3)	100.0	100.6	.6	(3)	(3)	(3)	(3)
	2257-1	Gray fabrics.....	06/81	(3)	100.0	100.3	-.3	(3)	(3)	(3)	(3)
	2257-5	Finished single knit outerwear fabrics.....	06/81	(3)	100.0	100.8	.8	(3)	(3)	(3)	(3)
	2257-511	100% filament yarn.....	06/81	(3)	(3)	(3)	(3)	(3)	(3)	(3)	(3)
	2257-512	100% spun yarn.....	06/81	(3)	100.0	101.1	1.1	(3)	(3)	(3)	(3)
	2257-51232	Other 100% spun yarn.....	06/81	(3)	(3)	(3)	(3)	(3)	(3)	(3)	(3)
	2257-7	Finished double knit outerwear fabrics.....	06/81	(3)	100.0	101.1	1.1	(3)	(3)	(3)	(3)
	2257-711	100% filament yarn.....	06/81	(3)	100.0	101.3	1.3	(3)	(3)	(3)	(3)
	2257-71141	Interlock and eightlock fabrics.....	06/81	(3)	100.0	102.1	2.1	(3)	(3)	(3)	(3)
	2257-712	Contract work on knitting, dyeing, or finishing circular knit fabrics.....	06/81	(3)	100.0	100.9	.9	(3)	(3)	(3)	(3)
	2257-9	Contract work: knitting, dyeing, or finishing of warp knit fabrics.....	06/81	(3)	100.0	100.3	.3	(3)	(3)	(3)	(3)
	2257-5	Secondary products.....	06/81	(3)	100.0	100.3	.3	(3)	(3)	(3)	(3)
2258		Warp knit fabrics.....	06/81	(3)	100.0	100.0	0	(3)	(3)	(3)	(3)
	2258-P	Primary products.....	06/81	(3)	100.0	100.2	.2	(3)	(3)	(3)	(3)
	2258-2	Finished underwear and nightwear fabrics.....	06/81	(3)	100.0	99.6	-.4	(3)	(3)	(3)	(3)
	2258-3	Finished outerwear fabrics.....	06/81	(3)	100.0	100.6	.6	(3)	(3)	(3)	(3)
	2258-9	Contract work: knitting, dyeing, or finishing of warp knit fabrics.....	06/81	(3)	100.0	100.0	0	(3)	(3)	(3)	(3)
2272		Tufted carpets and rugs.....	12/79	115.4	120.7	122.3	1.4	4.4	7.5	15.7	
	2272-P	Primary products.....	12/79	114.8	119.7	121.5	1.5	4.9	7.5	14.9	
	2272-1	Bathmats and sets and rugs 6 x 9 or less..	12/79	123.3	124.2	124.2	0	.5	8.9	15.4	
	2272-3	Tufted broadloom.....	12/79	114.6	120.1	122.2	1.7	5.5	7.5	15.4	
	2272-303011	Tufted broadloom - nylon.....	12/79	115.8	(3)	123.4	(3)	5.9	7.4	16.4	
	2272-30303	Tufted broadloom - polyester.....	12/79	110.5	115.1	116.3	1.0	(3)	7.5	12.0	
	2272-30309	Tufted broadloom - other fibers and blends.....	12/79	111.9	120.0	(3)	(3)	(3)	(3)	(3)	
2311		Men's and boys' suits and coats.....	12/80	101.8	102.5	103.2	.7	1.2	2.3	(3)	
	2311-P	Primary products.....	12/80	101.6	102.0	102.7	.7	1.1	2.2	(3)	
	2311-1	Men's suits.....	12/80	101.4	102.1	102.8	.8	1.2	2.6	(3)	
	2311-11	Business suits.....	12/80	101.5	102.2	103.0	.8	1.3	2.8	(3)	
	2311-113	Regular weight business suits.....	12/80	101.9	102.9	104.1	1.2	1.8	4.0	(3)	
	2311-11341	All wool.....	12/80	(3)	(3)	106.3	(3)	(3)	(3)	(3)	
	2311-11342	Wool blends.....	12/80	105.0	105.0	104.5	-.5	-.5	4.5	(3)	
	2311-11344	Fabrics except all wool or wool blends.....	12/80	(3)	(3)	(3)	(3)	(3)	(3)	(3)	
	2311-117	Light weight business suits.....	12/80	100.5	100.5	100.5	0	0	0	(3)	
	2311-11747	All wool or wool blends.....	12/80	(3)	(3)	(3)	(3)	(3)	(3)	(3)	
	2311-3	Men's tailored dress and sport coats and jackets.....	12/80	101.8	102.1	103.3	1.1	1.4	1.8	(3)	
	2311-321	Business type dress and sport coats and jackets.....	12/80	101.4	101.8	103.2	1.4	1.7	2.2	(3)	
	2311-32141	All wool.....	12/80	(3)	102.4	105.2	2.7	(3)	(3)	(3)	
	2311-32142	Wool blends.....	12/80	(3)	(3)	(3)	(3)	(3)	(3)	(3)	
	2311-32144	Fabrics except wool and cotton.....	12/80	(3)	(3)	(3)	(3)	(3)	(3)	(3)	
	2311-4	Boys' suits, coats, and tailored jackets.....	12/80	103.2	104.2	104.2	0	1.0	3.5	(3)	
	2311-411	Boys' suits.....	12/80	103.1	103.1	103.1	0	0	1.8	(3)	
	2311-419	Boys' tailored jackets and coats.....	12/80	103.3	(3)	(3)	(3)	(3)	(3)	(3)	
	2311-9	Receipts for contract work on men's and boys' suits and coats.....	12/80	101.3	101.0	101.0	0	.3	.9	(3)	
	2311-5	Secondary products.....	12/80	103.7	104.5	104.5	0	.8	.8	(3)	
	2311-555	Other secondary products.....	12/80	104.1	105.9	105.9	0	1.6	1.8	(3)	

See footnotes at end of table

Table 4. Continued—Producer price indexes for the net output of selected industries and their products

Industry code	Product code	Industry and product 1/	Index base	Index			Percent change to July 1981 from --					
				Mar. 1981 2/	June 1981 2/	July 1981 2/	June 1981	Apr. 1981	Jan. 1981	July 1980		
2311		Men's and boys' suits and coats.....										
	2327-5	(Cont'd) Men's and boys' separate trousers.....	12/80	(3)	103.3	103.3	0.0	0	(3)	(3)		
2335		Women's, misses', and juniors' dresses...	12/80	101.9	104.4	104.4	0	2.7	4.3	(3)		
	2335-P	Primary products.....	12/80	101.8	104.7	104.7	0	3.3	4.7	(3)		
	2335-1	Unit priced dresses.....	12/80	(3)	(3)	(3)	(3)	(3)	(3)	(3)		
	2335-125	Unit priced - chiefly synthetic.....	12/80	(3)	(3)	(3)	(3)	(3)	(3)	(3)		
	2335-9	Contract work on women's and misses' dresses.....	12/80	102.5	105.8	105.8	0	5.4	5.8	(3)		
	2335-5	Secondary products.....	12/80	104.0	103.0	103.0	0	1.6	1.8	(3)		
	2335-555	Other secondary products.....	12/80	100.0	102.2	102.2	0	2.2	2.2	(3)		
	2337-5	Women's and misses' suits and coats.....	12/80	(3)	(3)	(3)	(3)	(3)	(3)	(3)		
2421		Sawmills and planing mills.....	12/80	97.9	100.2	99.2	-1.0	-1	-3	(3)		
	2421-P	Primary products.....	12/80	98.1	100.4	99.2	-1.2	-3	-4	(3)		
	2421-1	Hardwood lumber, rough and dressed, except siding.....	12/80	100.6	102.2	103.3	1.1	2.1	2.9	(3)		
	2421-12	Hardwood rough lumber.....	12/80	100.7	102.4	103.7	1.3	2.4	3.1	(3)		
	2421-121	Oak.....	12/80	100.8	103.8	105.3	1.5	3.9	4.5	(3)		
	2421-12111	Red, no. 1 common.....	12/80	(3)	(3)	111.9	(3)	6.7	11.3	(3)		
	2421-12112	White.....	12/80	96.0	97.5	(3)	(3)	(3)	(3)	(3)		
	2421-12119	Other Oak.....	12/80	(3)	(3)	(3)	(3)	(3)	(3)	(3)		
	2421-122	Poplar.....	12/80	100.8	100.5	103.4	2.9	2.3	2.9	(3)		
	2421-12211	No. 1 common.....	12/80	102.9	(3)	(3)	(3)	(3)	(3)	(3)		
	2421-12219	Other Poplar.....	12/80	98.4	98.4	98.4	0	0	-1.6	(3)		
	2421-129	Hardwood other than Oak and Poplar.....	12/80	100.5	101.4	102.1	.7	1.1	1.8	(3)		
	2421-1291	Gum.....	12/80	100.1	102.4	102.3	0	1.1	2.2	(3)		
	2421-12912	No. 2 common.....	12/80	(3)	104.1	103.7	-4	(3)	2.0	(3)		
	2421-1298	Ash.....	12/80	100.0	(3)	(3)	(3)	(3)	(3)	(3)		
	2421-1299	Other hardwoods.....	12/80	101.0	102.1	103.4	1.3	2.1	2.8	(3)		
	2421-13	Hardwood, dressed lumber, including ceiling, framing, and matched and shiplapped lumber.....	12/80	100.0	101.4	101.4	0	0	1.6	(3)		
	2421-139	Other hardwood species.....	12/80	99.9	99.6	99.6	0	0	-1	(3)		
	2421-2	Softwood lumber, rough and dressed, except siding.....	12/80	97.9	100.4	98.6	-1.8	-1.0	-7	(3)		
	2421-3	Softwood lumber, rough and dressed, Eastern species, except siding.....	12/80	99.9	102.1	99.1	-2.9	-1.6	-1	(3)		
	2421-31	Rough softwood lumber, Eastern species..	12/80	100.0	100.5	100.3	-2	.4	1.0	(3)		
	2421-311	Boards - lumber less than 2 inches in nominal thickness.....	12/80	99.9	100.4	100.4	0	.3	.4	(3)		
	2421-312	Light framing lumber 2 inch nominal thickness only.....	12/80	100.1	100.3	99.5	-.8	.4	.9	(3)		
	2421-313	Lumber and timbers over 2 inches in nominal thickness.....	12/80	99.9	(3)	101.6	(3)	.6	1.8	(3)		
	2421-32	Dressed softwood lumber, Eastern species	12/80	99.9	102.8	98.5	-4.1	-2.5	-6	(3)		
	2421-321	Boards - lumber less than 2 inches in nominal thickness.....	12/80	101.8	102.8	100.8	-2.0	.6	.5	(3)		
	2421-3211	Southern Pine.....	12/80	101.9	103.1	100.9	-2.2	.7	.6	(3)		
	2421-32113	Boards, no. 2.....	12/80	103.9	102.0	(3)	(3)	(3)	(3)	(3)		
	2421-32119	Other Southern Pine boards.....	12/80	98.3	102.8	102.7	0	.6	3.3	(3)		
	2421-322	Light framing lumber 2 inch nominal thickness only.....	12/80	98.8	103.3	97.3	-5.8	-4.6	-1.2	(3)		
	2421-3221	Southern Pine.....	12/80	99.6	104.8	97.7	-6.8	-5.4	-1.3	(3)		
	2421-32212	Dimension, no. 2.....	12/80	100.5	104.5	99.3	-5.0	-.2	-1.5	(3)		
	2421-32219	Other 2 inch Southern Pine lumber.....	12/80	97.0	(3)	96.0	(3)	-8.6	-7	(3)		
	2421-323	Lumber and timbers over 2 inch nominal thickness, Eastern species.....	12/80	100.7	99.6	98.8	-.8	.5	-.6	(3)		
	2421-32311	Southern Pine.....	12/80	99.3	(3)	97.1	(3)	-1.0	(3)	(3)		
	2421-4	Softwood lumber, rough and dressed, Western species.....	12/80	96.8	99.5	98.4	-1.1	-.7	-1.1	(3)		
	2421-41	Rough softwood lumber, Western species..	12/80	97.6	98.7	98.7	0	-1.8	-1.1	(3)		
	2421-411	Boards - lumber less than 2 inches in nominal thickness.....	12/80	93.4	87.4	(3)	(3)	(3)	(3)	(3)		
	2421-412	Light framing lumber 2 inch nominal thickness only.....	12/80	99.1	101.5	102.0	.5	.3	2.7	(3)		
	2421-413	Lumber and timbers over 2 inches in nominal thickness.....	12/80	100.5	108.8	107.7	-1.0	1.2	6.8	(3)		
	2421-42	Dressed softwood lumber, Western species	12/80	96.5	99.9	98.3	-1.6	-.2	-1.0	(3)		
	2421-421	Boards - lumber less than 2 inches in nominal thickness.....	12/80	96.1	96.9	96.8	-.1	.5	-2.7	(3)		
	2421-4211	Douglas Fir.....										

See footnotes at end of table

Table 4. Continued—Producer price indexes for the net output of selected industries and their products

Industry code	Product code	Industry and product 1/	Index base	Index			Percent change to July 1981 from --				
				Mar. 1981 2/	June 1981 2/	July 1981 2/	June 1981	Apr. 1981	Jan. 1981	July 1980	
2421		Sawmills and planing mills..... (Cont'd)									
	2421-42119	Other boards.....	12/80	93.4	93.5	93.5	0.0	- .6	(3)	(3)	
	2421-4212	Ponderosa Pine.....	12/80	97.7	97.7	98.5	.8	2.4	-2.9	(3)	
	2421-42121	No. 3 boards.....	12/80	92.7	(3)	88.3	(3)	-9.4	-9.6	(3)	
	2421-42122	No. 4 boards.....	12/80	84.7	(3)	86.3	(3)	-2.1	-9.6	(3)	
	2421-42129	Other boards.....	12/80	100.6	101.1	102.9	1.8	6.5	- .3	(3)	
	2421-4214	Western Red Cedar.....	12/80	100.4	100.1	99.6	- .5	- .8	- .8	(3)	
	2421-4219	Other boards, Western dressed softwood	12/80	97.2	101.2	100.3	- .8	1.8	2.2	(3)	
	2421-422	Lumber of 2 inches nominal thickness only.....	12/80	96.4	101.6	98.9	-2.7	- .7	- .2	(3)	
	2421-4221	Douglas Fir.....	12/80	89.4	94.5	88.5	-6.3	-6.3	-9.5	(3)	
	2421-42213	Utility 2x4 green.....	12/80	73.8	90.5	80.6	-10.9	-7.6	-18.7	(3)	
	2421-42214	Stud and btr.....	12/80	92.5	94.2	89.2	-5.3	-7.0	-8.2	(3)	
	2421-42219	Other 2 inch Douglas Fir lumber.....	12/80	97.4	100.0	95.4	-4.6	-2.6	-2.8	(3)	
	2421-4222	Ponderosa Pine.....	12/80	103.7	(3)	106.9	(3)	- .8	4.0	(3)	
	2421-4224	White Fir.....	12/80	95.6	100.9	100.4	- .5	-1.8	1.9	(3)	
	2421-42241	Std. and btr.....	12/80	94.8	100.0	99.9	- .1	-2.9	(3)	(3)	
	2421-42249	Other 2 inch White Fir lumber.....	12/80	97.1	102.5	101.3	-1.1	3.4	2.3	(3)	
	2421-4225	Western Hemlock.....	12/80	93.3	99.0	98.3	- .7	3.0	6.8	(3)	
	2421-42251	Dimension, std. and btr.....	12/80	(3)	(3)	(3)	(3)	(3)	(3)	(3)	
	2421-42259	Other 2 inch Western Hemlock lumber.....	12/80	95.7	(3)	98.6	(3)	- .3	1.6	(3)	
	2421-4226	Redwood 2 inch lumber.....	12/80	109.0	116.1	(3)	(3)	(3)	(3)	(3)	
	2421-4228	Lodgepole Pine 2 inch lumber.....	12/80	98.3	104.2	104.1	- .1	3.5	5.6	(3)	
	2421-4229	Other Western softwood 2 inch lumber.....	12/80	97.3	99.5	100.2	.7	1.3	1.8	(3)	
	2421-423	Lumber and timbers, over 2 inch nominal thickness.....	12/80	98.2	98.5	99.4	1.0	1.2	- .6	(3)	
	2421-4231	Douglas Fir.....	12/80	95.8	96.4	97.6	1.2	1.9	-2.4	(3)	
	2421-4239	Other Western softwood timbers.....	12/80	100.0	100.0	100.8	.8	.8	.8	(3)	
	2421-5	Short tons.....	12/80	98.1	99.1	100.0	.9	1.9	- .2	(3)	
	2421-577	Wood chips.....	12/80	101.0	101.0	102.6	1.6	1.6	2.2	(3)	
	2421-578	Standard units.....	12/80	94.3	(3)	96.6	(3)	2.4	-3.4	(3)	
	2421-751	Other industrial cut stock.....	12/80	92.0	93.5	93.5	0	1.7	(3)	(3)	
	2421-8	Softwood flooring, siding and other sawmill and planing mill products.....	12/80	100.5	103.5	103.5	0	.6	2.4	(3)	
	2421-813	Woodsiding.....	12/80	100.0	99.2	(3)	(3)	(3)	(3)	(3)	
	2421-817	Railway crossties and mine ties.....	12/80	100.0	(3)	(3)	(3)	(3)	(3)	(3)	
	2421-897	Other sawmill products.....	12/80	104.8	113.2	113.2	0	0	8.0	(3)	
	2421-M	Miscellaneous receipts.....	12/80	96.6	95.6	101.0	5.7	2.7	1.8	(3)	
	2421-289	Rosales.....	12/80	94.8	93.2	92.2	-1.1	-5.4	-6.8	(3)	
	2421-5	Secondary products.....	12/80	96.6	99.6	98.9	- .6	1.7	.8	(3)	
2436		Softwood plywood.....	12/80	92.5	93.6	92.4	-1.3	-1.9	-3.5	(3)	
	2436-P	Primary products.....	12/80	91.5	92.0	89.8	-2.4	-4.6	-5.0	(3)	
	2436-3	Specially softwood plywood.....	12/80	95.5	97.0	95.5	-1.5	-3.1	-3.5	(3)	
	2436-4	Softwood veneer.....	12/80	95.7	90.8	86.5	-4.7	-14.9	-5.6	(3)	
	2436-5	Softwood plywood sheathing.....	12/80	90.1	91.3	89.4	-2.1	-2.4	-5.4	(3)	
	2436-511	Western and inland softwood plywood sheathing.....	12/80	92.7	94.6	93.1	-1.6	.9	-1.0	(3)	
	2436-51121	Western and inland CDX.....	12/80	86.5	90.6	87.9	-2.9	-2.7	-4.9	(3)	
	2436-51125	All other western and inland sheathing, exterior.....	12/80	92.8	94.4	95.2	.9	2.5	- .7	(3)	
	2436-522	Southern softwood plywood sheathing.....	12/80	87.0	87.1	84.8	-2.7	-6.4	-10.7	(3)	
	2436-52231	Southern CDX.....	12/80	87.9	(3)	86.4	(3)	(3)	-10.0	(3)	
	2436-52232	All other southern sheathing, interior.....	12/80	83.4	83.6	80.7	-3.4	-8.6	-11.3	(3)	
	2436-52233	All other southern sheathing, exterior.....	12/80	85.8	87.2	81.2	-6.9	-10.6	-13.0	(3)	
	2436-6	Sanded softwood plywood.....	12/80	92.5	94.2	91.9	-2.4	-5.3	-3.9	(3)	
	2436-611	Western and inland sanded softwood plywood.....	12/80	92.1	93.7	92.4	-1.4	-5.3	-3.0	(3)	
	2436-61121	Western and inland A-C, exterior.....	12/80	90.9	92.9	90.2	-2.9	-8.1	-4.3	(3)	
	2436-61122	All other western and inland sanded, interior.....	12/80	92.9	95.0	92.1	-3.1	-6.1	-4.1	(3)	
	2436-5	Secondary products.....	12/80	99.6	(3)	103.8	(3)	6.3	3.7	(3)	
2439		Structural wood members, n.e.c.....	06/81	(3)	100.0	99.6	- .4	(3)	(3)	(3)	
	2439-P	Primary products.....	06/81	(3)	100.0	99.5	- .5	(3)	(3)	(3)	
	2439-1	Fabricated structural wood products.....	06/81	(3)	100.0	99.5	- .5	(3)	(3)	(3)	
	2439-131	Glued laminated lumber.....	06/81	(3)	100.0	99.3	- .7	(3)	(3)	(3)	
	2439-151	Roof trusses.....	06/81	(3)	100.0	99.7	- .3	(3)	(3)	(3)	
	2439-198	Other fabricated structural wood products.....	06/81	(3)	100.0	98.7	-1.3	(3)	(3)	(3)	
	2439-19815	Floor trusses.....	06/81	(3)	100.0	99.7	- .3	(3)	(3)	(3)	
	2439-19825	Other fabricated structural wood products, except floor trusses.....	06/81	(3)	100.0	96.7	-3.3	(3)	(3)	(3)	

See footnotes at end of table

Table 4. Continued—Producer price indexes for the net output of selected industries and their products

Industry code	Product code	Industry and product 1/	Index base	Index			Percent change to July 1981 from --				
				Mar. 1981 2/	June 1981 2/	July 1981 2/	June 1981	Apr. 1981	Jan. 1981	July 1980	
2439		Structural wood members, n.e.c. (Cont'd)									
	2439-M	Miscellaneous receipts	06/81	(3)	100.0	100.0	0.0	(3)	(3)	(3)	
	2439-Z89	Resales	06/81	(3)	100.0	100.0	0	(3)	(3)	(3)	
	2439-5	Secondary products	06/81	(3)	100.0	100.0	0	(3)	(3)	(3)	
2451		Mobile homes	06/81	(3)	100.0	100.2	.2	(3)	(3)	(3)	
	2451-P	Primary products	06/81	(3)	100.0	100.2	.2	(3)	(3)	(3)	
	2451-1	Mobile homes, residential	06/81	(3)	100.0	100.2	.2	(3)	(3)	(3)	
	2451-13	Single section	06/81	(3)	100.0	100.2	.2	(3)	(3)	(3)	
	2451-1322	Width: 12 ft.	06/81	(3)	100.0	99.7	-.3	(3)	(3)	(3)	
	2451-13221	Length: 59 ft. and under	06/81	(3)	100.0	100.2	.2	(3)	(3)	(3)	
	2451-13222	Length: 60 ft. - 64 ft.	06/81	(3)	(3)	(3)	(3)	(3)	(3)	(3)	
	2451-1344	Width: 14 ft. and over	06/81	(3)	100.0	101.7	1.7	(3)	(3)	(3)	
	2451-13441	Length: 59 ft. and under	06/81	(3)	100.0	100.0	0	(3)	(3)	(3)	
	2451-13442	Length: 60 ft. - 64 ft.	06/81	(3)	100.0	101.5	1.5	(3)	(3)	(3)	
	2451-13444	Length: 70 ft. - 74 ft.	06/81	(3)	100.0	102.4	2.4	(3)	(3)	(3)	
	2451-13445	Length: 75 ft. and over	06/81	(3)	100.0	100.7	.7	(3)	(3)	(3)	
	2451-14	Multi-section	06/81	(3)	100.0	100.1	.1	(3)	(3)	(3)	
	2451-141	Doublewide	06/81	(3)	100.0	100.1	.1	(3)	(3)	(3)	
	2451-1411	24 ft. single story doublewide	06/81	(3)	100.0	100.1	.1	(3)	(3)	(3)	
	2451-14111	Length: 49 ft. and under	06/81	(3)	100.0	100.3	.3	(3)	(3)	(3)	
	2451-14112	Length: 50 ft. - 59 ft.	06/81	(3)	(3)	(3)	(3)	(3)	(3)	(3)	
	2451-14113	Length: 60 ft. - 69 ft.	06/81	(3)	100.0	100.0	0	(3)	(3)	(3)	
	2451-14129	Other doublewide	06/81	(3)	100.0	100.8	.8	(3)	(3)	(3)	
	2451-5	Secondary products	06/81	(3)	100.0	100.5	.5	(3)	(3)	(3)	
2511		Wood household furniture, except upholstered	12/79	110.7	112.9	113.6	.6	1.6	3.7	7.2	
	2511-P	Primary products	12/79	111.2	113.7	114.4	.7	1.7	3.9	7.4	
	2511-2	Wood living room, library, family room and den furniture	12/79	110.6	113.6	114.3	.6	1.6	3.3	7.0	
	2511-231	Chairs, except dining room (including rockers)	12/79	115.4	118.6	118.6	0	2.4	4.9	9.2	
	2511-241	Tables, except card and telephone tables	12/79	110.5	(3)	114.8	(3)	(3)	3.2	7.0	
	2511-251	Desks	12/79	110.7	114.2	114.2	0	0	3.9	6.8	
	2511-271	Credenzas, bookcases, and bookshelves	12/79	110.2	117.0	117.0	0	3.5	6.2	9.6	
	2511-298	Other nonupholstered living room furniture	12/79	107.1	(3)	(3)	(3)	(3)	(3)	(3)	
	2511-3	Wood dining room and kitchen furniture, except cabinets	12/79	112.9	115.6	116.2	.6	1.2	3.7	8.2	
	2511-311	Tables, dining room, 30 x 40 inches and greater	12/79	112.1	115.3	115.8	.4	1.6	3.6	9.0	
	2511-331	Chairs, dining room	12/79	113.4	116.7	118.0	1.1	2.0	4.3	9.2	
	2511-351	Buffets and servers, dining room	12/79	112.5	112.8	112.8	0	(3)	1.5	6.2	
	2511-371	China and corner cabinets, dining room	12/79	113.0	115.0	115.0	0	1.8	3.8	6.6	
	2511-398	Other dining room and kitchen furniture	12/79	115.0	117.2	117.6	.3	2.1	4.6	8.6	
	2511-5	Wood bedroom furniture	12/79	111.0	114.1	114.7	.5	2.7	4.8	7.8	
	2511-5A	Beds, headboards and footboards	12/79	109.4	113.5	114.7	1.0	4.1	5.9	8.5	
	2511-511	Beds, except bunk beds	12/79	108.8	114.0	114.0	0	2.8	5.1	7.4	
	2511-513	Headboards and headboard sets	12/79	108.5	111.5	113.5	1.8	4.6	6.2	8.0	
	2511-521	Dressers, vanities and dressing tables	12/79	112.3	115.5	115.8	.3	2.6	4.0	7.5	
	2511-533	Wardrobes and wardrobe-type cabinets	12/79	109.4	113.1	113.1	0	3.3	5.2	7.8	
	2511-535	Chests of drawers	12/79	111.3	112.7	113.3	.6	1.6	4.3	6.9	
	2511-561	Night tables and stands	12/79	109.4	112.2	112.8	.5	2.8	5.2	7.6	
	2511-598	Other nonupholstered bedroom furniture	12/79	114.6	118.1	118.1	0	1.8	5.5	9.5	
	2511-7	Outdoor and unpainted wood furniture	12/79	112.8	108.6	110.7	1.9	-2.2	2.0	(3)	
	2511-741	Unpainted wood furniture	12/79	104.7	105.4	107.7	2.2	2.2	2.9	5.8	
	2511-5	Secondary products	12/79	109.7	108.7	109.1	.4	-7	2.4	7.1	
	2511-555	Other secondary products	12/79	109.3	106.6	107.0	.4	-2.1	1.3	(3)	
	2512-5	Upholstered wood household furniture	12/79	109.0	112.6	113.1	.5	3.1	5.2	12.7	
2522		Metal office furniture	12/79	113.5	116.9	117.6	.5	3.3	5.6	(3)	
	2522-P	Primary products	12/79	113.5	116.7	117.3	.5	3.3	5.6	9.9	
	2522-1	Seating	12/79	113.4	115.1	115.8	.6	2.5	6.2	8.5	
	2522-115	All other chairs, except stacking	12/79	112.5	114.6	115.4	.7	3.2	6.0	8.5	
	2522-2	Desks	12/79	114.2	116.5	116.3	-.1	2.4	4.6	10.7	
	2522-221	Executive desks	12/79	123.4	123.4	123.4	0	.3	2.5	(3)	
	2522-231	Clerical and secretarial desks	12/79	110.4	113.6	113.4	-.2	3.4	5.6	8.4	
	2522-3	Cabinets and cases	12/79	113.0	117.6	118.7	.9	3.1	5.3	10.5	
	2522-311	Letter file cabinets	12/79	111.2	114.2	116.5	2.0	4.4	5.3	10.1	
	2522-316	Other vertical file cabinets	12/79	123.4	123.1	125.2	1.7	1.4	1.4	13.8	
	2522-317	Horizontal file cabinets	12/79	107.1	114.7	115.2	.5	5.8	8.0	5.6	

See footnotes at end of table

Table 4. Continued—Producer price indexes for the net output of selected industries and their products

Industry code	Product code	Industry and product 1/	Index base	Index			Percent change to July 1981 from --				
				Mar. 1981 2/	June 1981 2/	July 1981 2/	June 1981	Apr. 1981	Jan. 1981	July 1980	
2522		Metal office furniture.....									
		(Cont'd)									
	2522-4	Other metal office furniture.....	12/79	114.0	117.8	118.3	0.4	5.9	6.6	10.1	
	2522-411	Tables and stands.....	12/79	107.7	113.6	115.4	1.6	7.1	9.3	(3)	
	2522-498	Miscellaneous metal office furniture.....	12/79	(3)	121.8	121.8	0	2.7	6.3	(3)	
	2522-5	Secondary products.....	12/79	114.7	118.5	118.3	-2	.3	2.8	8.9	
2621		Paper mill products except building paper...	06/81	(3)	100.0	100.9	.9	(3)	(3)	(3)	
	2621-P	Primary products.....	06/81	(3)	100.0	100.8	.8	(3)	(3)	(3)	
	2621-A	Tissue paper stock and other machine coated paper stock.....	06/81	(3)	100.0	101.7	1.7	(3)	(3)	(3)	
	2621-A1	Sanitary paper stock.....	06/81	(3)	100.0	101.7	1.7	(3)	(3)	(3)	
	2621-A81	Tissue paper stock, excluding sanitary and thin.....	06/81	(3)	100.0	99.9	-.1	(3)	(3)	(3)	
	2621-1	Newsprint.....	06/81	(3)	100.0	100.0	0	(3)	(3)	(3)	
	2621-2	Groundwood paper, uncoated.....	06/81	(3)	100.0	100.6	.6	(3)	(3)	(3)	
	2621-211	Publication and printing.....	06/81	(3)	100.0	100.7	.7	(3)	(3)	(3)	
	2621-3	Clay coated printing and converting paper.....	06/81	(3)	100.0	100.1	.1	(3)	(3)	(3)	
	2621-311	Coated one side, except prime-coated body stock for further coating.....	06/81	(3)	100.0	100.4	.4	(3)	(3)	(3)	
	2621-331	Coated two sides, except prime-coated body stock for further coating.....	06/81	(3)	100.0	100.1	.1	(3)	(3)	(3)	
	2621-33111	No. 3 grade.....	06/81	(3)	100.0	100.0	0	(3)	(3)	(3)	
	2621-33131	Other grades.....	06/81	(3)	100.0	100.1	.1	(3)	(3)	(3)	
	2621-4	Book paper, uncoated free sheet.....	06/81	(3)	100.0	101.2	1.2	(3)	(3)	(3)	
	2621-421	Writing, chemical woodpulp.....	06/81	(3)	100.0	101.1	1.1	(3)	(3)	(3)	
	2621-42111	Unwatermarked bond, No. 4 grade.....	06/81	(3)	100.0	102.5	2.5	(3)	(3)	(3)	
	2621-42133	Other bond, except form bond.....	06/81	(3)	100.0	100.9	.9	(3)	(3)	(3)	
	2621-42144	Form bond, 12 pound.....	06/81	(3)	100.0	100.0	0	(3)	(3)	(3)	
	2621-42155	Form bond, 15 pound.....	06/81	(3)	100.0	100.5	.5	(3)	(3)	(3)	
	2621-42166	Other form bond.....	06/81	(3)	100.0	100.0	0	(3)	(3)	(3)	
	2621-42177	Other chemical woodpulp writing paper.....	06/81	(3)	100.0	100.6	.6	(3)	(3)	(3)	
	2621-441	Publication and printing.....	06/81	(3)	100.0	101.5	1.5	(3)	(3)	(3)	
	2621-44122	Offset.....	06/81	(3)	100.0	101.7	1.7	(3)	(3)	(3)	
	2621-465	Cover text.....	06/81	(3)	100.0	101.1	1.1	(3)	(3)	(3)	
	2621-6	Cotton fiber paper and thin paper.....	06/81	(3)	100.0	101.1	1.1	(3)	(3)	(3)	
	2621-611	Writing, cotton fiber including cotton fiber index.....	06/81	(3)	100.0	100.5	.5	(3)	(3)	(3)	
	2621-671	Thin paper.....	06/81	(3)	100.0	101.3	1.3	(3)	(3)	(3)	
	2621-7	Packaging and industrial converting paper, unbleached kraft.....	06/81	(3)	100.0	100.0	0	(3)	(3)	(3)	
	2621-731	Shipping sack.....	06/81	(3)	100.0	100.0	0	(3)	(3)	(3)	
	2621-751	Bag and sack, other than shipping sack.....	06/81	(3)	100.0	100.0	0	(3)	(3)	(3)	
	2621-761	Other converting, 18 pounds and over.....	06/81	(3)	100.0	100.0	0	(3)	(3)	(3)	
	2621-8	Packaging and industrial converting paper, except unbleached kraft.....	06/81	(3)	100.0	101.2	1.2	(3)	(3)	(3)	
	2621-811	Wrapping.....	06/81	(3)	100.0	102.5	2.5	(3)	(3)	(3)	
	2621-851	Bag and sack, other than shipping sack.....	06/81	(3)	100.0	100.7	.7	(3)	(3)	(3)	
	2621-861	Other converting, 18 pounds and over.....	06/81	(3)	100.0	102.0	2.0	(3)	(3)	(3)	
	2621-881	Glassine, greaseproof, and vegetable parchment.....	06/81	(3)	(3)	(3)	(3)	(3)	(3)	(3)	
	2621-9	Special industrial paper.....	06/81	(3)	100.0	100.8	.8	(3)	(3)	(3)	
	2621-5	Secondary products.....	06/81	(3)	100.0	102.4	2.4	(3)	(3)	(3)	
	2611-5	Pulp mills.....	06/81	(3)	100.0	102.0	2.0	(3)	(3)	(3)	
	2621-555	Other secondary products.....	06/81	(3)	100.0	100.4	.4	(3)	(3)	(3)	
	2631-5	Paperboard mills.....	06/81	(3)	100.0	103.3	3.3	(3)	(3)	(3)	
	2647-5	Sanitary paper products.....	06/81	(3)	100.0	100.9	.9	(3)	(3)	(3)	
2653		Corrugated and solid fiber boxes.....	03/80	106.2	109.0	109.3	.2	1.5	6.9	8.1	
	2653-P	Primary products.....	03/80	106.4	109.4	109.7	.2	1.6	7.2	8.4	
	2653-1	Corrugated shipping containers.....	03/80	106.2	109.0	109.3	.3	1.6	6.9	8.2	
	2653-112	For feeds and beverages.....	03/80	107.1	108.3	108.5	.2	.3	5.6	7.4	
	2653-113	For paper and allied products.....	03/80	103.5	(3)	107.9	(3)	2.3	6.3	6.4	
	2653-115	For glass, clay, and stone products.....	03/80	106.1	109.0	110.3	1.2	3.1	8.8	10.3	
	2653-116	For metal products and machinery, equipment and supplies, except electrical.....	03/80	107.9	(3)	109.4	(3)	1.9	7.2	7.9	
	2653-118	For electrical machinery, equipment, supplies and appliances.....	03/80	104.2	105.9	108.1	1.1	4.1	8.6	6.8	
	2653-119	For all other uses not specified above.....	03/80	106.6	110.2	110.5	.3	1.4	7.3	9.4	
	2653-3	Corrugated paperboard in sheets and rolls, lined and unlined.....	03/80	108.2	115.4	115.4	0	1.4	11.7	12.5	

See footnotes at end of table

Table 4. Continued—Producer price indexes for the net output of selected industries and their products

Industry code	Product code	Industry and product 1/	Index base	Index			Percent change to July 1981 from --			
				Mar. 1981 2/	June 1981 2/	July 1981 2/	June 1981	Apr. 1981	Jan. 1981	July 1980
2653	2653-4	Corrugated and solid fiber boxes..... (Cont'd) Corrugated and solid fiber pallets, pads, and partitions.....	03/80	109.9	110.8	110.8	0.0	.8	9.1	9.0
2711	2711-P	Newspaper publishing.....	12/79	117.5	118.6	119.2	.5	1.3	2.9	11.3
	2711-6	Primary products.....	12/79	118.0	119.0	119.6	.5	1.2	2.9	11.5
	2711-61	Circulation.....	12/79	114.7	116.2	116.2	0	1.0	2.2	10.6
	2711-611	Subscriptions.....	12/79	114.7	116.3	116.3	0	1.1	2.3	9.9
	2711-612	Through intermediary.....	12/79	114.8	116.3	116.3	0	.9	2.4	9.6
	2711-62	Direct to reader.....	12/79	114.5	116.8	116.8	0	2.0	2.0	12.0
	2711-621	Single copy sales.....	12/79	114.8	116.0	116.0	0	1.0	1.9	12.8
	2711-622	Through intermediary.....	12/79	117.7	120.4	120.4	0	2.3	4.3	17.2
	2711-7	Direct to reader.....	12/79	111.8	111.8	111.8	0	(3)	0	8.5
	2711-71	Advertising.....	12/79	119.0	119.9	120.6	.6	1.3	3.1	11.8
	2711-72	Classified advertising.....	12/79	126.3	126.1	127.5	1.1	1.3	1.8	(3)
	2711-721	Commercial advertising.....	12/79	116.7	117.9	118.4	.4	1.3	3.6	9.8
	2711-722	National advertising.....	12/79	116.3	119.0	119.8	.7	3.1	2.9	11.3
	2711-M	Other advertising.....	12/79	116.7	117.8	118.3	.4	1.0	3.7	9.6
	2711-M	Miscellaneous receipts.....	12/79	114.1	114.1	114.1	0	0	.1	12.2
	2711-XY9	Contract work and other miscellaneous receipts.....	12/79	106.7	(3)	(3)	(3)	(3)	(3)	(3)
	2711-289	Resales.....	12/79	129.3	129.3	129.3	0	0	.4	(3)
	2711-S	Secondary products.....	12/79	106.6	107.8	108.9	1.1	2.2	2.9	4.3
	2711-S55	Other, except preprinted newspaper inserts.....	12/79	105.9	(3)	108.3	(3)	(3)	2.5	(3)
2721	2721-P	Periodical publishing.....	12/79	111.7	112.3	113.5	1.1	1.7	2.6	6.7
	2721-A	Primary products.....	12/79	112.3	112.7	114.1	1.3	1.9	2.7	6.9
	2721-2	Advertising.....	12/79	115.0	113.8	114.3	.4	1.1	.4	7.4
	2721-211	Farm periodicals.....	12/79	113.2	113.1	113.1	0	-.1	3.4	6.7
	2721-4	General farm periodicals.....	12/79	111.5	111.4	(3)	(3)	(3)	(3)	(3)
	2721-411	Business periodicals.....	12/79	116.4	118.2	117.7	-.4	1.3	4.3	8.1
	2721-413	Industrial periodicals.....	12/79	117.2	120.1	119.4	-.5	(3)	7.9	10.9
	2721-415	Merchandise periodicals.....	12/79	118.8	(3)	119.6	(3)	.2	.7	(3)
	2721-6	Professional periodicals.....	12/79	110.8	(3)	110.9	(3)	(3)	.6	(3)
	2721-643	General periodicals.....	12/79	111.4	112.3	112.3	.9	1.0	-1.7	7.0
	2721-644	Women's periodicals.....	12/79	113.6	(3)	(3)	(3)	(3)	(3)	(3)
	2721-653	General interest periodicals.....	12/79	117.3	111.0	111.2	.2	.5	-4.5	(3)
	2721-663	General news periodicals.....	12/79	107.8	(3)	107.8	(3)	0	0	(3)
	2721-73	Other periodicals.....	12/79	106.8	112.4	113.0	-.5	6.5	5.9	7.3
	2721-733	Religious periodicals.....	12/79	106.3	117.9	119.1	1.0	12.0	12.0	12.0
	2721-737	Other periodicals, n.e.c.....	12/79	107.4	105.8	105.8	0	0	-1.2	(3)
	2721-C	Circulation.....	12/79	109.1	111.4	114.0	2.3	2.7	5.5	6.5
	2721-112	General farm periodicals.....	12/79	139.7	139.7	139.7	0	0	0	(3)
	2721-3	Business periodicals.....	12/79	115.6	115.7	119.0	2.8	3.0	3.5	7.2
	2721-307	Industrial periodicals.....	12/79	115.0	115.9	115.9	0	.8	3.6	4.5
	2721-317	Professional periodicals.....	12/79	115.4	115.4	121.1	5.0	5.0	5.0	12.5
	2721-5	General periodicals.....	12/79	107.9	110.7	113.3	2.3	2.8	6.3	6.7
	2721-54	Women's periodicals.....	12/79	101.6	102.3	108.0	5.6	5.6	6.3	(3)
	2721-543	Subscriptions.....	12/79	102.1	102.1	113.3	10.9	10.9	10.9	(3)
	2721-545	Single copy sales.....	02/80	101.1	(3)	(3)	(3)	(3)	(3)	(3)
	2721-555	General interest periodicals.....	12/79	108.9	114.1	115.7	1.4	2.6	6.5	6.2
	2721-555	Subscriptions.....	12/79	110.2	(3)	112.5	(3)	(3)	2.6	3.6
	2721-555	Single copy sales.....	12/79	107.1	(3)	(3)	(3)	(3)	(3)	(3)
	2721-56	General news periodicals.....	12/79	109.9	(3)	110.9	(3)	1.1	4.4	(3)
	2721-563	Subscriptions.....	12/79	103.1	104.7	106.3	1.5	1.5	2.8	2.1
	2721-7A	Other periodicals.....	12/79	111.9	115.3	118.5	2.8	2.8	5.4	9.5
	2721-703	Religious periodicals.....	12/79	102.3	102.1	100.8	-1.2	-1.2	-1.2	(3)
	2721-M	Miscellaneous receipts.....	12/79	102.5	102.1	99.6	-2.5	-2.5	-2.5	(3)
	2721-XY9	Contract work and other miscellaneous receipts.....	12/79	110.2	111.4	111.8	.4	1.0	2.5	6.2
	2721-S	Secondary products.....	12/79	119.9	122.3	(3)	(3)	(3)	(3)	(3)
	2721-S55	Other secondary products.....	12/79	107.1	108.1	108.6	.5	.9	2.3	(3)
	2731-5	Book publishing.....	12/79	107.1	108.1	108.6	.5	.9	2.3	(3)
2731	2731-P	Book publishing.....	12/80	104.5	105.5	106.1	.6	1.3	2.5	(3)
	2731-1	Primary products.....	12/80	104.3	105.3	105.9	.5	1.2	2.3	(3)
	2731-1A	Textbooks.....	12/80	103.6	104.7	104.5	-.1	.4	2.1	(3)
	2731-111	Elementary textbooks.....	12/80	103.9	104.2	104.2	0	-.1	.7	(3)
	2731-112	Hardbound.....	12/80	104.3	(3)	104.7	(3)	-2	1.0	(3)
	2731-112	Paperbound.....	12/80	102.8	(3)	102.8	(3)	0	0	(3)

See footnotes at end of table

Table 4. Continued—Producer price indexes for the net output of selected industries and their products

Industry code	Product code	Industry and product 1/	Index base	Index			Percent change to July 1981 from --				
				Mar. 1981 2/	June 1981 2/	July 1981 2/	June 1981	Apr. 1981	Jan. 1981	July 1980	
2731		Book publishing..... (Cont'd)									
	2731-1B	High school textbooks.....	12/80	101.8	102.0	102.0	0.0	.2	1.0	(3)	
	2731-113	Hardbound.....	12/80	102.1	(3)	102.3	(3)	.2	1.2	(3)	
	2731-1C	College textbooks.....	12/80	102.4	104.4	104.1	-.3	.5	2.1	(3)	
	2731-115	Hardbound.....	12/80	100.6	103.2	102.8	-.3	.7	2.7	(3)	
	2731-116	Paperbound.....	12/80	109.6	109.6	109.4	-.2	-.2	-.2	(3)	
	2731-12	Workbooks.....	12/80	107.9	108.8	108.8	0	.9	5.5	(3)	
	2731-121	Elementary workbooks.....	12/80	103.3	(3)	104.0	(3)	.6	.6	(3)	
	2731-125	College workbooks.....	12/80	111.1	117.5	117.5	0	5.8	5.8	(3)	
	2731-3	Technical, scientific and professional books.....	12/80	104.1	106.1	106.2	.1	2.3	5.3	(3)	
	2731-32	Medical books.....	12/80	102.0	104.7	105.2	.5	.8	3.2	(3)	
	2731-325	Hardbound.....	12/80	102.3	104.5	105.1	.6	.9	2.8	(3)	
	2731-377	Paperbound.....	12/80	100.0	105.9	105.9	0	0	5.9	(3)	
	2731-33	Business books.....	12/80	100.0	100.0	100.0	0	0	0	(3)	
	2731-335	Hardbound.....	12/80	100.0	100.0	100.0	0	0	0	(3)	
	2731-34	Other technical, scientific and professional books.....	12/80	108.5	113.6	113.6	0	3.2	11.7	(3)	
	2731-345	Hardbound.....	12/80	111.1	117.0	117.0	0	4.4	15.4	(3)	
	2731-4	Religious books.....	12/80	104.2	107.6	110.2	2.5	5.3	7.2	(3)	
	2731-44	Other religious books.....	12/80	102.5	108.4	113.1	4.3	9.4	11.9	(3)	
	2731-447	Paperbound.....	12/80	106.3	121.5	121.5	0	(3)	18.2	(3)	
	2731-5	General books.....	12/80	104.9	105.1	105.4	.3	.4	.1	(3)	
	2731-531	Mass market books.....	12/80	98.3	98.5	99.7	1.2	1.4	.6	(3)	
	2731-54	Adult trade books.....	12/80	102.1	102.3	102.2	-.2	.1	-.1	(3)	
	2731-541	Hardbound.....	12/80	(3)	102.9	(3)	(3)	(3)	(3)	(3)	
	2731-543	Paperbound.....	12/80	100.5	101.2	100.7	-.5	.3	-.2	(3)	
	2731-7	General reference books.....	12/80	106.0	106.4	108.9	2.3	2.3	2.3	(3)	
	2731-74	Other reference books.....	12/80	99.7	99.3	110.2	11.0	10.5	10.5	(3)	
	2731-749	Other.....	12/80	100.0	(3)	119.6	(3)	19.6	(3)	(3)	
	2731-5	Secondary products.....	12/80	110.5	111.7	113.1	1.2	2.3	7.4	(3)	
2812		Alkalies and chlorine.....	12/80	112.7	118.1	115.4	-2.3	3.1	8.9	(3)	
	2812-P	Primary products.....	12/80	116.5	122.2	120.5	-1.4	3.3	11.7	(3)	
	2812-1	Chlorine.....	12/80	96.2	99.3	93.4	-5.9	-2.7	-6.4	(3)	
	2812-111	Chlorine gas.....	12/80	102.2	96.4	95.5	-.9	-4.9	-5.5	(3)	
	2812-115	Liquid chlorine.....	12/80	(3)	99.6	93.2	-6.4	(3)	(3)	(3)	
	2812-3	Sodium hydroxide (caustic soda).....	12/80	128.7	137.4	137.1	-.2	6.2	21.6	(3)	
	2812-365	All other concentrations - liquid.....	12/80	136.9	151.0	153.3	1.5	10.1	(3)	(3)	
	2812-36511	50 percent regular diaphragm grade.....	12/80	(3)	114.7	109.9	-4.2	(3)	(3)	(3)	
	2812-36512	50 percent from mercury cell.....	12/80	106.6	111.2	107.0	-3.8	2.6	4.1	(3)	
	2812-5	Secondary products.....	12/80	106.6	111.2	107.0	-3.8	2.6	4.1	(3)	
2813		Industrial gases.....	06/81	(3)	100.0	100.1	.1	(3)	(3)	(3)	
	2813-P	Primary products.....	06/81	(3)	100.0	99.9	-.1	(3)	(3)	(3)	
	2813-2	Acetylene.....	06/81	(3)	100.0	99.7	-.3	(3)	(3)	(3)	
	2813-3	Carbon dioxide.....	06/81	(3)	100.0	100.0	0	(3)	(3)	(3)	
	2813-311	Liquid & gas.....	06/81	(3)	100.0	100.0	0	(3)	(3)	(3)	
	2813-5	Nitrogen.....	06/81	(3)	100.0	100.0	0	(3)	(3)	(3)	
	2813-522	Liquid.....	06/81	(3)	100.0	100.0	0	(3)	(3)	(3)	
	2813-6	Oxygen.....	06/81	(3)	100.0	100.0	0	(3)	(3)	(3)	
	2813-622	Liquid.....	06/81	(3)	100.0	99.6	-.4	(3)	(3)	(3)	
	2813-7	Other industrial gases.....	06/81	(3)	100.0	100.0	0	(3)	(3)	(3)	
	2813-715	Argon, high purity.....	06/81	(3)	100.0	100.0	0	(3)	(3)	(3)	
	2813-M	Miscellaneous receipts.....	06/81	(3)	100.0	101.7	1.7	(3)	(3)	(3)	
2821		Plastic materials and resins.....	12/80	102.8	106.9	110.0	3.0	4.7	8.8	(3)	
	2821-P	Primary products.....	12/80	102.2	106.1	108.6	2.3	4.1	8.3	(3)	
	2821-3	Thermoplastic resins.....	12/80	102.4	106.4	109.0	2.5	4.5	8.9	(3)	
	2821-331	Low density polyethylene resins.....	12/80	102.6	105.4	112.6	6.9	7.1	12.5	(3)	
	2821-33101	For film and sheeting.....	12/80	100.6	105.1	111.9	6.5	6.8	11.6	(3)	
	2821-341	High density polyethylene resins.....	12/80	98.3	111.2	111.2	0	6.9	11.9	(3)	
	2821-351	Polypropylene resins.....	12/80	(3)	118.8	120.6	1.5	(3)	16.0	(3)	
	2821-35101	For injection molding.....	12/80	(3)	(3)	(3)	(3)	(3)	(3)	(3)	
	2821-35102	For fiber and filaments.....	12/80	(3)	125.9	(3)	(3)	(3)	(3)	(3)	
	2821-361	Styrene plastics materials.....	12/80	102.9	107.9	108.2	.3	3.1	8.7	(3)	
	2821-36101	Straight polystyrene resins.....	12/80	101.0	105.8	108.1	2.1	4.6	9.6	(3)	
	2821-36102	Rubber modified polystyrene resins.....	12/80	100.8	(3)	104.8	(3)	2.7	4.6	(3)	
	2821-36103	Acrylonitrile - Butadiene - Styrene (ABS) resins.....	12/80	107.1	112.3	110.7	-1.5	1.2	10.2	(3)	

See footnotes at end of table

Table 4. Continued—Producer price indexes for the net output of selected industries and their products

Industry code	Product code	Industry and product 1/	Index base	Index			Percent change to July 1981 from --					
				Mar. 1981 2/	June 1981 2/	July 1981 2/	June 1981	Apr. 1981	Jan. 1981	July 1980		
2821		Plastic materials and resins..... (Cont'd)										
	2821-371	Vinyl and vinylidene resins.....	12/80	99.5	102.8	103.4	0.6	1.4	4.3	(3)		
	2821-37101	Homopolymer resins, excluding dispersion	12/80	(3)	(3)	(3)	(3)	(3)	(3)	(3)		
	2821-37102	Copolymer resins excluding dispersion...	12/80	99.6	(3)	(3)	(3)	(3)	(3)	(3)		
	2821-399	Other non-engineering thermoplastic resins.....	12/80	104.7	98.9	105.9	7.1	3.4	4.0	(3)		
	2821-4	Thermosetting resins.....	12/80	101.5	105.2	106.8	1.6	2.6	5.5	(3)		
	2821-411	Epoxy resins.....	12/80	(3)	(3)	112.9	(3)	(3)	(3)	(3)		
	2821-421	Phenolic and other tar acid resins.....	12/80	101.3	104.7	104.7	0	.9	2.5	(3)		
	2821-42101	Phenolic molding compounds.....	12/80	(3)	(3)	105.8	(3)	(3)	(3)	(3)		
	2821-42102	All other phenolic and other tar acid resins.....	12/80	100.7	104.4	104.4	0	1.1	1.6	(3)		
	2821-431	Polyester resins, unsaturated.....	12/80	101.9	107.6	109.8	2.1	3.4	9.1	(3)		
	2821-441	Urea - formaldehyde resins.....	12/80	104.6	107.1	107.4	.2	.3	3.0	(3)		
	2821-499	All other thermosetting resins.....	12/80	100.7	103.4	103.5	.1	.7	3.5	(3)		
	2821-5	Secondary products.....	12/80	105.8	110.0	116.4	5.8	7.3	10.7	(3)		
2822		Synthetic rubber.....	06/81	(3)	100.0	100.3	.3	(3)	(3)	(3)		
	2822-P	Primary production.....	06/81	(3)	100.0	100.1	.1	(3)	(3)	(3)		
	2822-1	Styrene butadiene (SBR).....	06/81	(3)	100.0	100.1	.1	(3)	(3)	(3)		
	2822-111	Styrene butadiene - solid.....	06/81	(3)	100.0	100.1	.1	(3)	(3)	(3)		
	2822-8	Specialty elastomers.....	06/81	(3)	100.0	100.2	.2	(3)	(3)	(3)		
	2822-811	Specialty elastomers.....	06/81	(3)	100.0	100.2	.2	(3)	(3)	(3)		
2824		Noncellulosic organic fibers.....	06/81	(3)	100.0	100.4	.4	(3)	(3)	(3)		
	2824-P	Primary products.....	06/81	(3)	100.0	100.0	0	(3)	(3)	(3)		
	2824-7	Yarn and monofilament.....	06/81	(3)	100.0	100.1	.1	(3)	(3)	(3)		
	2824-701	Nylon and aramid, excluding producer textured yarn.....	06/81	(3)	100.0	100.1	.1	(3)	(3)	(3)		
	2824-7012	Textile.....	06/81	(3)	100.0	100.4	.4	(3)	(3)	(3)		
	2824-70122	35-59 drawn equivalent denier.....	06/81	(3)	100.0	100.9	.9	(3)	(3)	(3)		
	2824-702	Polyester, excluding producer textured yarn.....	06/81	(3)	100.0	100.0	0	(3)	(3)	(3)		
	2824-7021	Textile, selected deniers.....	06/81	(3)	100.0	100.0	0	(3)	(3)	(3)		
	2824-70212	145-179 drawn equivalent denier.....	06/81	(3)	100.0	100.0	0	(3)	(3)	(3)		
	2824-70221	All other polyester yarn and monofilament, except producer textured.....	06/81	(3)	100.0	100.0	0	(3)	(3)	(3)		
	2824-703	Producer textured yarn and monofilament.....	06/81	(3)	100.0	100.2	.2	(3)	(3)	(3)		
	2824-7032	Nylon.....	06/81	(3)	100.0	100.0	0	(3)	(3)	(3)		
	2824-70322	Carpet yarn.....	06/81	(3)	100.0	100.0	0	(3)	(3)	(3)		
	2824-70331	Other producer textured yarn and monofilament.....	06/81	(3)	100.0	101.6	1.6	(3)	(3)	(3)		
	2824-8	Staple, tow and fiberfill.....	06/81	(3)	100.0	99.8	-.2	(3)	(3)	(3)		
	2824-801	Nylon and aramid.....	06/81	(3)	100.0	100.0	0	(3)	(3)	(3)		
	2824-802	Acrylic and modacrylic.....	06/81	(3)	100.0	100.0	0	(3)	(3)	(3)		
	2824-80201	Up to 4 denier.....	06/81	(3)	100.0	99.9	-.1	(3)	(3)	(3)		
	2824-804	Other staple, tow and fiberfill.....	06/81	(3)	100.0	101.8	1.8	(3)	(3)	(3)		
2831		Biological products.....	03/80	105.2	105.9	105.7	-.2	.6	1.6	2.5		
	2831-P	Primary products.....	03/80	104.5	105.4	105.1	-.3	.7	1.8	2.3		
	2831-1	Blood and blood derivatives, for human use	03/80	98.2	98.2	98.2	0	0	0	.5		
	2831-117	Normal human blood serum.....	03/80	103.0	103.0	103.0	0	0	0	(3)		
	2831-119	Other blood derivatives or fractions, except those used for passive immunization.....	03/80	96.6	96.6	96.6	0	0	0	(3)		
	2831-2	Vaccines, toxoids and antigens, for human use.....	12/80	102.9	102.1	101.2	-.9	1.1	-.5	(3)		
	2831-213	Antigens.....	03/80	(3)	(3)	106.8	(3)	(3)	-1.6	6.8		
	2831-4	Diagnostic substances and other biologics, except for industrial use.....	03/80	109.2	111.0	111.0	0	1.6	3.8	4.1		
	2831-413	Allergenic extracts, including poison ivy and poison oak extracts and allergens.....	03/80	110.9	110.9	110.9	0	0	1.6	(3)		
	2831-415	Diagnostic substances, except diagnostic allergens.....	03/80	109.2	111.0	(3)	(3)	(3)	(3)	(3)		
	2831-5	Biological products for veterinary use.....										
	2831-513	Vaccines, bacterins, toxoids and other antigens (except allergens) for active immunization.....	03/80	99.7	99.9	98.4	-1.5	-1.3	-1.3	-1.6		
	2831-5	Secondary products.....	03/80	109.1	108.4	108.8	.3	-.3	.5	2.7		
	2831-555	Other secondary products.....	03/80	108.2	107.2	107.7	.4	-.5	.4	.4		
	2834-5	Pharmaceuticals.....	03/80	110.7	110.7	110.7	0	0	.5	7.4		

See footnotes at end of table

Table 4. Continued—Producer price indexes for the net output of selected industries and their products

Industry code	Product code	Industry and product 1/	Index base	Index			Percent change to July 1981 from --			
				Mar. 1981 2/	June 1981 2/	July 1981 2/	June 1981	Apr. 1981	Jan. 1981	July 1980
2834		Pharmaceutical preparations.....	06/81	(3)	100.0	101.0	1.0	(3)	(3)	(3)
	2834-P	Primary products.....	06/81	(3)	100.0	101.2	1.2	(3)	(3)	(3)
	2834-1	Pharmaceutical preparations, prescription.....	06/81	(3)	100.0	101.0	1.0	(3)	(3)	(3)
	2834-102	Analgesics.....	06/81	(3)	100.0	100.0	0	(3)	(3)	(3)
	2834-1021	Narcotic analgesics.....	06/81	(3)	100.0	100.0	0	(3)	(3)	(3)
	2834-10211	Codeine and combinations.....	06/81	(3)	100.0	100.0	0	(3)	(3)	(3)
	2834-105	Antiarthritics.....	06/81	(3)	100.0	106.2	6.2	(3)	(3)	(3)
	2834-111	Systemic anti-infectives.....	06/81	(3)	100.0	100.5	.5	(3)	(3)	(3)
	2834-1111	Broad and medium spectrum antibiotics.....	06/81	(3)	100.0	100.1	.1	(3)	(3)	(3)
	2834-116	Antispasmodic/antisecretory.....	06/81	(3)	100.0	100.3	.3	(3)	(3)	(3)
	2834-121	Cardiovascular therapy.....	06/81	(3)	100.0	101.2	1.2	(3)	(3)	(3)
	2834-12119	Antihypertensive drugs.....	06/81	(3)	100.0	102.2	2.2	(3)	(3)	(3)
	2834-12191	Other cardiovasculars.....	06/81	(3)	100.0	100.6	.6	(3)	(3)	(3)
	2834-126	Dermatological preparations.....	06/81	(3)	100.0	100.6	.6	(3)	(3)	(3)
	2834-12619	Fungicides.....	06/81	(3)	100.0	101.0	1.0	(3)	(3)	(3)
	2834-128	Diuretics.....	06/81	(3)	100.0	106.9	6.9	(3)	(3)	(3)
	2834-135	Hormones.....	06/81	(3)	100.0	100.0	0	(3)	(3)	(3)
	2834-139	Muscle relaxants.....	06/81	(3)	100.0	100.0	0	(3)	(3)	(3)
	2834-141	Nutrients and supplements.....	06/81	(3)	100.0	106.1	6.1	(3)	(3)	(3)
	2834-142	Ophthalmic and otic preparations.....	06/81	(3)	100.0	100.0	0	(3)	(3)	(3)
	2834-144	Psychotherapeutics.....	06/81	(3)	100.0	101.6	1.6	(3)	(3)	(3)
	2834-198	Miscellaneous prescription pharmaceutical preparations.....	06/81	(3)	100.0	103.2	3.2	(3)	(3)	(3)
	2834-2	Pharmaceutical preparations, non-prescription.....	06/81	(3)	100.0	100.6	.6	(3)	(3)	(3)
	2834-201	Analgesics, internal (except antiarthritics).....	06/81	(3)	100.0	100.7	.7	(3)	(3)	(3)
	2834-20101	Aspirin/aspirin-salicylate compounds.....	06/81	(3)	100.0	100.4	.4	(3)	(3)	(3)
	2834-20102	Non-aspirin (including effervescent).....	06/81	(3)	100.0	101.6	1.6	(3)	(3)	(3)
	2834-202	Antacids.....	06/81	(3)	100.0	99.2	-.8	(3)	(3)	(3)
	2834-20202	Other antacids.....	06/81	(3)	100.0	98.5	-1.5	(3)	(3)	(3)
	2834-206	Antiseptics and antibacterials.....	06/81	(3)	100.0	105.1	5.1	(3)	(3)	(3)
	2834-208	Cough and cold preparations.....	06/81	(3)	100.0	101.1	1.1	(3)	(3)	(3)
	2834-20831	Cold tablets, capsules (including antihistamine cold preparations).....	06/81	(3)	100.0	100.0	0	(3)	(3)	(3)
	2834-20849	Decongestants.....	06/81	(3)	100.0	106.4	6.4	(3)	(3)	(3)
	2834-209	Dermatologicals.....	06/81	(3)	100.0	98.7	-1.3	(3)	(3)	(3)
	2834-20909	Other dermatologicals.....	06/81	(3)	100.0	100.0	0	(3)	(3)	(3)
	2834-211	External analgesics and counterirritants.....	06/81	(3)	100.0	92.0	-8.0	(3)	(3)	(3)
	2834-214	Hematinics.....	06/81	(3)	(3)	(3)	(3)	(3)	(3)	(3)
	2834-216	Laxatives.....	06/81	(3)	100.0	100.6	.6	(3)	(3)	(3)
	2834-221	Vitamins.....	06/81	(3)	100.0	100.3	.3	(3)	(3)	(3)
	2834-22101	Adult multivitamins.....	06/81	(3)	100.0	99.6	-.4	(3)	(3)	(3)
	2834-22102	B-complex.....	06/81	(3)	100.0	102.6	2.6	(3)	(3)	(3)
	2834-22109	Other vitamins.....	06/81	(3)	100.0	101.8	1.8	(3)	(3)	(3)
	2834-298	Miscellaneous non-prescription pharmaceutical preparations.....	06/81	(3)	100.0	101.6	1.6	(3)	(3)	(3)
	2834-3	Pharmaceutical preparations, veterinary.....	06/81	(3)	100.0	110.4	10.4	(3)	(3)	(3)
	2834-301	Prescription.....	06/81	(3)	100.0	114.7	14.7	(3)	(3)	(3)
	2834-302	Non-prescription.....	06/81	(3)	100.0	100.3	.3	(3)	(3)	(3)
	2834-30209	Other non-prescription.....	06/81	(3)	100.0	100.4	.4	(3)	(3)	(3)
	2834-5	Secondary products.....	06/81	(3)	100.0	100.1	.1	(3)	(3)	(3)
	2831-5	Biological products.....	06/81	(3)	100.0	102.3	2.3	(3)	(3)	(3)
2834-555	Other secondary products.....	06/81	(3)	100.0	99.5	-.5	(3)	(3)	(3)	
2844		Toilet preparations.....	03/80	117.7	119.1	114.2	-4.1	-1.2	2.0	7.0
	2844-P	Primary products.....	03/80	115.4	116.9	114.3	-2.2	-1.6	-.2	6.7
	2844-1	Shaving preparations.....	03/80	100.0	99.6	104.5	4.9	-4.9	3.2	13.0
	2844-135	Shaving soaps and creams.....	03/80	(3)	119.1	119.1	0	(3)	5.6	11.0
	2844-156	Aftershave preparations.....	03/80	91.0	89.5	96.8	8.2	(3)	2.3	(3)
	2844-2	Perfume, toilet water, and cologne.....	03/80	113.3	119.7	105.8	-11.7	-7.3	-6.9	3.5
	2844-2A	Perfume.....	03/80	102.6	114.5	108.0	-5.6	2.4	-5.6	8.3
	2844-223	Liquid and solid perfume.....	03/80	88.8	119.1	102.6	-13.8	6.6	-13.8	22.5
	2844-232	Cologne and toilet water.....	03/80	117.9	122.0	104.7	-14.2	(3)	-7.5	-.1
	2844-3	Hair preparations.....	03/80	116.3	117.0	118.4	1.2	1.5	2.7	4.8
	2844-3A	Hair tonics and rinses.....	03/80	117.2	118.5	115.6	-2.4	-3.0	-3.0	6.7
	2844-321	Hair tonics.....	03/80	111.9	(3)	110.6	(3)	(3)	-3.4	5.7
	2844-3B	Hair dressings and sprays.....	03/80	133.3	125.5	128.1	2.1	-4.4	3.2	1.8
	2844-341	Hair dressings.....	03/80	115.0	(3)	117.7	(3)	-1.8	1.5	12.3
	2844-36A	Hair sprays.....	03/80	(3)	(3)	(3)	(3)	(3)	(3)	(3)
	2844-363	Aerosol hair sprays.....	03/80	137.1	128.2	130.7	2.0	-4.7	3.3	.5
	2844-31	Shampoos.....	03/80	107.7	110.7	110.8	.1	2.5	2.9	5.8
	2844-31A	Synthetic organic detergent.....	03/80	109.7	111.6	111.5	0	1.4	1.4	3.5
2844-316	Liquid synthetic organic detergent.....	03/80	107.1	109.0	109.0	0	1.5	(3)	1.4	

See footnotes at end of table

Table 4. Continued—Producer price indexes for the net output of selected industries and their products

Industry code	Product code	Industry and product 1/	Index base	Index			Percent change to July 1981 from --				
				Mar. 1981 2/	June 1981 2/	July 1981 2/	June 1981	Apr. 1981	Jan. 1981	July 1980	
2844		Toilet preparations.....									
		(Cont'd)									
	2844-313	Soap shampoos.....	03/80	103.5	110.9	111.4	0.5	6.7	9.1	14.6	
	2844-337	Permanents - both home and commercial....	03/80	(3)	(3)	116.3	(3)	6.9	(3)	13.8	
	2844-351	Hair coloring preparations.....	03/80	110.7	110.7	114.7	3.6	3.6	3.6	(3)	
	2844-398	Other hair preparations.....	03/80	105.9	112.4	112.4	0	28.1	11.0	7.9	
	2844-5	Other cosmetics and toilet preparations...	03/80	118.1	117.5	117.2	-2	-7	2	9.4	
	2844-51	Creams and lotions.....	03/80	107.2	109.9	113.0	2.9	-1.8	4.8	9.6	
	2844-51A	Creams.....	03/80	105.3	110.2	114.4	3.8	-6.5	8	8.6	
	2844-511	Cleansing creams.....	03/80	116.4	109.5	109.5	0	-31.0	-8.2	1.8	
	2844-512	Foundation creams.....	03/80	108.1	108.1	108.1	0	0	.6	3.1	
	2844-513	Lubricating creams, including hormone creams.....	03/80	121.4	114.6	132.7	15.8	15.8	9.3	20.8	
	2844-514	Other creams.....	03/80	108.9	108.9	108.9	0	0	1.3	8.1	
	2844-51B	Lotions and oils.....	03/80	113.2	109.7	111.9	2.0	2.9	8.7	11.9	
	2844-515	Suntan lotions and sunscreens, including oils.....	03/80	105.5	105.8	105.8	0	.9	.9	5.5	
	2844-518	Hand lotions.....	03/80	108.1	107.2	108.8	1.5	2.3	8.7	15.1	
	2844-519	Other lotions & oils, including petroleum jellies but excluding hair, aftershave & bath oils.....	03/80	108.4	111.0	113.3	2.1	4.5	7.2	8.8	
	2844-52A	Cosmetics.....	03/80	126.0	118.8	118.6	-2	-2	-3.8	6.5	
	2844-521	Lip preparations (lipstick, lip gloss, etc.).....	03/80	116.6	106.3	112.5	5.9	(3)	-3.3	1.7	
	2844-522	Blushers (rouges), excluding lip rouge..	03/80	104.7	104.7	110.4	5.4	5.4	8.7	8.7	
	2844-523	Eye preparations (mascara, eye shadows, eye liners, eye creams, etc.).....	03/80	133.6	133.4	121.9	-8.7	-8.3	-8.4	7.0	
	2844-52B	Deodorants.....	03/80	125.5	124.3	125.2	.7	-1.6	.5	13.7	
	2844-52C	Underarm deodorants.....	03/80	126.9	123.4	123.4	0	-4.4	(3)	11.1	
	2844-527	Aerosol underarm deodorants.....	03/80	(3)	107.2	(3)	(3)	(3)	(3)	(3)	
	2844-528	Liquid, cream and roll-on deodorants...	03/80	(3)	(3)	(3)	(3)	(3)	(3)	(3)	
	2844-53	Manicure preparations.....	03/80	120.4	120.8	120.9	.1	.4	1.0	.7	
	2844-531	Nail lacquers and enamels.....	03/80	123.4	128.9	129.0	.1	.5	1.1	3	
	2844-54	Powders.....	03/80	111.1	114.2	114.4	.2	3.0	3.8	12.1	
	2844-543	Face powders.....	03/80	112.1	112.4	112.4	0	.2	2.5	12.4	
	2844-549	Wet application powders, and other powders, including foot powders.....	03/80	105.8	110.8	110.8	0	4.7	6.3	9.7	
	2844-56	Bath oils and salts.....									
	2844-M	Miscellaneous receipts.....	03/80	128.5	128.2	105.1	-18.0	.1	21.9	5.1	
	2844-289	Resales.....	12/80	(3)	(3)	105.0	(3)	(3)	(3)	(3)	
	2844-5	Secondary products.....	03/80	118.6	123.6	123.6	0	2.6	4.3	13.3	
2873		Nitrogenous fertilizers.....	12/79	124.9	129.6	129.7	0	.1	9.1	(3)	
	2873-P	Primary products.....	12/79	118.5	124.3	124.3	-1	0	11.6	13.2	
	2873-1	Synthetic ammonia, nitric acid and ammonium compounds.....	12/79	117.2	123.3	123.7	.3	-6	12.7	(3)	
	2873-1A	Nitrate (100% NH4NO3).....	12/79	118.2	129.8	132.5	2.1	3.6	13.6	14.7	
	2873-15A	Nitrate for fertilizer use.....	12/79	120.5	134.7	138.9	3.2	4.9	17.1	19.0	
	2873-152	Solid nitrate.....	12/79	120.5	134.7	138.9	3.2	4.9	17.1	19.0	
	2873-1B	Nitrogen solutions and other ammonium compounds.....	12/79	114.5	114.2	113.3	-.8	-4.6	3.5	(3)	
	2873-155	Nitrogen solutions, including mixtures containing urea (100%N).....	12/79	113.6	113.3	112.1	-1.1	-5.8	3.2	-5	
	2873-13	Anhydrous and aqua ammonia.....	12/79	118.3	125.6	125.6	0	-3	18.1	(3)	
	2873-131	Anhydrous ammonia.....	12/79	118.3	125.6	125.6	0	-3	18.1	(3)	
	2873-2	Urea.....	12/79	123.7	128.6	126.8	-1.4	2.3	7.4	13.8	
	2873-5	Secondary products.....	12/79	147.3	147.1	147.7	.4	.5	.7	45.3	
	2874-5	Phosphatic fertilizers.....	12/79	104.1	103.7	105.5	1.7	2.1	3.1	(3)	
	2875-5	Mixed fertilizers.....	12/79	118.7	118.7	118.6	0	0	.8	(3)	
2874		Phosphatic fertilizers.....	12/79	113.5	112.3	111.9	-.4	.4	.8	(3)	
	2874-P	Primary products.....	12/79	112.9	111.0	110.6	-.4	-.3	-.8	5.6	
	2874-1	Phosphoric acid.....	12/79	125.0	123.6	123.9	.3	0	-.7	13.1	
	2874-151	Wet process phosphoric acid.....	12/79	111.1	108.8	108.0	-.7	-.7	-1.8	5.2	
	2874-2	Superphosphate and other phosphatic fertilizer materials.....	12/79	111.0	105.9	104.4	-1.4	-1.7	-6.1	3.0	
	2874-2A	Superphosphate.....	12/79	110.7	105.1	103.6	-1.4	-1.7	-6.5	2.4	
	2874-241	Triple superphosphates (42% P2O5 and above).....	12/79	111.2	109.6	109.1	-.5	-.5	-.5	5.5	
	2874-2B	Ammonium phosphates and other phosphatic fertilizer materials.....	12/79	113.4	111.6	110.9	.6	-.5	-.6	6.6	
	2874-251	Ammonium phosphates.....	12/79	113.4	111.6	110.9	.6	-.5	-.6	6.6	

See footnotes at end of table

Table 4. Continued—Producer price indexes for the net output of selected industries and their products

Industry code	Product code	Industry and product 1/	Index base	Index			Percent change to July 1981 from --				
				Mar. 1981 2/	June 1981 2/	July 1981 2/	June 1981	Apr. 1981	Jan. 1981	July 1980	
2874		Phosphatic fertilizers.....									
		(Cont'd)									
	2874-3	Mixed fertilizers, produced from one or more materials made in the same plant.....	12/79	112.5	112.3	112.3	0.0	1.2	3.6	5.9	
	2874-378	Incomplete mixed fertilizer, grades quarantining N,P20 or K20 only.....	12/79	(3)	113.0	113.0	0	(3)	(3)	(3)	
	2874-31	Complete mixed fertilizer.....	12/80	104.1	103.8	103.8	0	1.4	3.7	(3)	
	2874-313	Complete mixed fertilizer, dry form.....	12/79	109.9	110.3	110.3	0	0	2.5	(3)	
	2874-31306	Complete mixed fertilizer, dry form, other N-P-K.....	12/79	112.4	113.9	113.9	0	0	5.0	10.0	
2875		Fertilizers, mixing only.....	12/79	118.9	120.2	120.8	.4	.9	7.2	9.8	
	2875-P	Mixed fertilizers (made by plants which do not manufacture phosphatic fertilizer material).....	12/79	119.3	119.9	120.3	.3	.8	6.7	9.3	
	2875-2A	Complete mixed fertilizers (quarantines N, P205 and K20).....	12/79	118.1	118.4	118.8	.3	.5	6.7	10.0	
	2875-213	Complete mixed fertilizer, dry form.....	12/79	119.4	119.8	120.2	.3	.6	7.2	9.4	
	2875-21301	Complete mixed fertilizer, dry form, 5-10-15 N-P-K.....	12/79	117.5	118.3	118.4	.1	0	3.4	9.1	
	2875-21302	Complete mixed fertilizer, dry form, 6-24-24 N-P-K.....	12/79	117.0	115.7	113.9	-1.5	-1.5	1.3	(3)	
	2875-21303	Complete mixed fertilizer, dry form, 10-10-10 N-P-K.....	12/79	119.0	119.7	119.7	0	.4	5.5	10.6	
	2875-21304	Complete mixed fertilizer, dry form, 12-12-12 n-p-k.....	12/79	126.4	125.8	123.9	-1.6	-2.0	(3)	(3)	
	2875-21306	Complete mixed fertilizer, dry form, miscellaneous N-P-K.....	12/79	119.2	119.6	120.2	.4	.7	7.7	(3)	
	2875-227	Complete mixed fertilizers, liquid form.....	12/79	109.2	122.7	122.7	0	0	.9	6.4	
	2875-28	Incomplete mixed fertilizers.....	12/80	122.7	108.7	109.3	.6	3.2	7.2	(3)	
	2875-231	Incomplete mixed fertilizers, grades quarantining P205 and K20 only.....	12/79	114.2	112.9	112.9	0	0	4.6	4.3	
	2875-M	Miscellaneous receipts.....	12/79	114.0	117.9	118.8	.7	1.2	10.0	9.4	
	2875-289	Resales.....	12/79	113.9	117.9	118.7	.7	1.1	(3)	9.4	
	2875-5	Secondary products.....	12/79	132.3	135.6	137.4	1.4	.9	3.6	20.7	
2892		Explosives.....	12/80	107.5	110.1	111.7	1.4	-2.8	9.3	(3)	
	2892-P	Primary products.....	12/80	107.2	111.0	112.0	.9	-2.6	10.0	(3)	
	2892-1	Explosives manufactured in privately owned and operated establishments.....	12/80	107.2	111.0	112.0	.9	-2.6	10.0	(3)	
	2892-11	High explosives.....	12/80	109.2	114.3	115.9	1.4	-4.0	15.2	(3)	
	2892-117	ANFO, except slurry.....	12/80	104.0	111.1	113.8	2.4	3.6	12.2	(3)	
	2892-16	Blasting accessories.....	12/80	103.7	105.1	105.1	0	.3	(3)	(3)	
	2892-169	Other blasting accessories.....	12/80	100.3	(3)	(3)	(3)	(3)	(3)	(3)	
2951		Paving mixtures and block.....	06/81	(3)	100.0	99.5	-.5	(3)	(3)	(3)	
	2951-P	Primary products.....	06/81	(3)	100.0	99.4	-.6	(3)	(3)	(3)	
	2951-111	Emulsified asphalt incl. liquid additives.....	06/81	(3)	100.0	99.8	-.2	(3)	(3)	(3)	
	2951-113	Asphalt & tar paving mixtures & blocks.....	06/81	(3)	100.0	99.1	-.9	(3)	(3)	(3)	
	2951-11311	Northern tier.....	06/81	(3)	100.0	100.0	0	(3)	(3)	(3)	
	2951-11312	Central tier.....	06/81	(3)	100.0	98.4	-1.6	(3)	(3)	(3)	
	2951-11313	Southern tier.....	06/81	(3)	100.0	99.2	-.8	(3)	(3)	(3)	
	2951-M	Miscellaneous receipts.....	06/81	(3)	100.0	100.8	.8	(3)	(3)	(3)	
	2951-289	Resales.....	06/81	(3)	100.0	101.3	1.3	(3)	(3)	(3)	
	2951-5	Secondary products.....	06/81	(3)	100.0	99.4	-.6	(3)	(3)	(3)	
2992		Lubricating oils and greases.....	12/80	103.3	104.6	105.4	.8	1.6	5.0	(3)	
	2992-P	Primary products.....	12/80	103.0	105.2	105.5	.3	1.1	5.0	(3)	
	2992-1	Lubricating and similar oils.....	12/80	102.8	105.0	105.5	.3	1.1	4.8	(3)	
	2992-111	Automotive.....	12/80	102.3	104.2	104.7	.4	.5	4.2	(3)	
	2992-1111	Commercial.....	12/80	105.8	107.1	107.1	0	.2	5.2	(3)	
	2992-11111	Commercial motor oil.....	12/80	105.3	106.1	106.1	0	.4	5.6	(3)	
	2992-11112	Other commercial oil.....	12/80	106.3	107.8	107.8	0	0	4.9	(3)	
	2992-1112	Retail.....	12/80	98.7	101.3	102.2	.9	.9	3.2	(3)	
	2992-11121	Retail motor oil.....	12/80	102.2	102.3	104.1	1.7	1.6	4.9	(3)	
	2992-11122	Other retail oil.....	12/80	(3)	100.0	(3)	(3)	(3)	(3)	(3)	
	2992-121	Industrial.....	12/80	103.9	106.8	106.8	0	2.6	6.3	(3)	
	2992-12111	General industrial oil.....	12/80	106.5	108.1	108.1	0	1.1	6.7	(3)	
	2992-12112	Industrial process oil.....	12/80	101.2	105.3	105.3	0	4.1	5.9	(3)	
	2992-12113	Industrial metalworking oil.....	12/80	101.9	106.2	106.2	0	(3)	6.2	(3)	
	2992-2	Lubricating greases.....	12/80	104.5	105.4	106.4	0	.8	6.3	(3)	

See footnotes at end of table

Table 4. Continued—Producer price indexes for the net output of selected industries and their products

Industry code	Product code	Industry and product 1/	Index base	Index			Percent change to July 1981 from --				
				Mar. 1981 2/	June 1981 2/	July 1981 2/	June 1981	Apr. 1981	Jan. 1981	July 1980	
2992		Lubricating oils and greases.....									
	2992-232	(Cont'd) Industrial grease.....	12/80	104.6	107.6	107.6	0.0	1.2	7.6	(3)	
	2992-5	Secondary products.....	12/80	112.5	(3)	113.0	(3)	(3)	(3)	(3)	
3011		Tires and inner tubes.....	06/81	(3)	100.0	100.1	.1	(3)	(3)	(3)	
	3011-P	Primary products.....	06/81	(3)	100.0	100.1	.1	(3)	(3)	(3)	
	3011-1	Passenger car pneumatic tires.....	06/81	(3)	100.0	100.0	0	(3)	(3)	(3)	
	3011-112	Radials.....	06/81	(3)	100.0	100.0	0	(3)	(3)	(3)	
	3011-1121	Highway standard service.....	06/81	(3)	100.0	100.0	0	(3)	(3)	(3)	
	3011-11211	13" Rim diameter. Original equipment or replacement.....	06/81	(3)	100.0	99.7	-.3	(3)	(3)	(3)	
	3011-11212	14" Rim diameter. Original equipment or replacement.....	06/81	(3)	100.0	100.0	0	(3)	(3)	(3)	
	3011-11213	15" Rim diameter. Original equipment or replacement.....	06/81	(3)	100.0	100.0	0	(3)	(3)	(3)	
	3011-15	Non-radials.....	06/81	(3)	100.0	100.1	.1	(3)	(3)	(3)	
	3011-151	Bias-Ply.....	06/81	(3)	100.0	100.1	.1	(3)	(3)	(3)	
	3011-1511	Highway standard service.....	06/81	(3)	100.0	100.1	.1	(3)	(3)	(3)	
	3011-15112	14" Rim diameter. Original equipment or replacement.....	06/81	(3)	100.0	100.0	0	(3)	(3)	(3)	
	3011-152	Bias-belted.....	06/81	(3)	100.0	100.0	0	(3)	(3)	(3)	
	3011-2	Truck/bus tires, including off highway.....	06/81	(3)	100.0	100.1	.1	(3)	(3)	(3)	
	3011-215	Non-radials.....	06/81	(3)	100.0	100.0	0	(3)	(3)	(3)	
	3011-21511	Light highway truck. Original equipment or replacement.....	06/81	(3)	100.0	100.0	0	(3)	(3)	(3)	
	3011-3	Other pneumatic and all solid tires.....	06/81	(3)	100.0	100.5	.5	(3)	(3)	(3)	
	3011-314	Tractor/Implement tires.....	06/81	(3)	100.0	100.0	0	(3)	(3)	(3)	
	3011-31421	Rear tractor. Original equipment or replacement.....	06/81	(3)	100.0	100.0	0	(3)	(3)	(3)	
	3011-333	Industrial and highway - solid.....	06/81	(3)	100.0	100.0	0	(3)	(3)	(3)	
	3011-5	Tread rubber, tire sundries, and repair materials.....	06/81	(3)	100.0	101.3	1.3	(3)	(3)	(3)	
	3011-511	Tread rubber.....	06/81	(3)	100.0	101.6	1.6	(3)	(3)	(3)	
	3011-539	Other tire sundries and repair materials, n.e.c.....	06/81	(3)	100.0	100.5	.5	(3)	(3)	(3)	
	3011-S	Secondary products.....	06/81	(3)	100.0	100.3	.3	(3)	(3)	(3)	
3021		Rubber and plastics footwear.....	12/80	100.7	101.0	101.3	.3	.5	1.0	(3)	
	3021-P	Primary products.....	12/80	100.9	101.2	101.6	.3	.6	1.2	(3)	
	3021-1	Footwear of all rubber or all plastics.....	12/80	103.6	103.6	103.6	0	0	2.9	(3)	
	3021-121	Boots.....	12/80	102.5	102.5	102.5	0	0	.9	(3)	
	3021-131	Lumberman and pacs.....	12/80	103.8	(3)	(3)	(3)	(3)	(3)	(3)	
	3021-2	Footwear with rubber or plastic sole vulcanized or molded to fabric uppers.....	12/80	100.1	100.6	101.0	.4	.8	.8	(3)	
	3021-201	Men's footwear.....	12/80	99.8	100.0	100.0	0	0	0	(3)	
	3021-203	Youths' and boys' footwear.....	12/80	100.3	101.4	101.9	.5	1.6	1.6	(3)	
	3021-205	Women's and misses' footwear.....	12/80	100.4	100.9	102.0	1.1	1.6	1.6	(3)	
	3021-5	Secondary products.....	12/80	100.0	100.0	100.4	.4	.4	.4	(3)	
3111		Leather tanning and finishing.....	06/81	(3)	100.0	99.9	-.1	(3)	(3)	(3)	
	3111-P	Primary products.....	06/81	(3)	100.0	99.6	-.4	(3)	(3)	(3)	
	3111-1	Finished cattle hide and kip side leather.....	06/81	(3)	100.0	100.1	.1	(3)	(3)	(3)	
	3111-1A	Grains, except offal and wetting leather.....	06/81	(3)	100.0	100.6	.6	(3)	(3)	(3)	
	3111-137	Upper leather, including patent.....	06/81	(3)	100.0	99.1	-.9	(3)	(3)	(3)	
	3111-13711	Dress and casual shoe, including all patent.....	06/81	(3)	100.0	98.9	-.1	(3)	(3)	(3)	
	3111-13712	Other upper leather.....	06/81	(3)	100.0	100.4	.4	(3)	(3)	(3)	
	3111-142	Garment leather.....	06/81	(3)	100.0	104.9	4.9	(3)	(3)	(3)	
	3111-147	Other grains.....	06/81	(3)	(3)	(3)	(3)	(3)	(3)	(3)	
	3111-1C	Finished splits.....	06/81	(3)	100.0	95.3	-4.7	(3)	(3)	(3)	
	3111-3	Finished sheep and lamb leather.....	06/81	(3)	100.0	101.4	1.4	(3)	(3)	(3)	
	3111-331	Garment leather.....	06/81	(3)	(3)	(3)	(3)	(3)	(3)	(3)	
	3111-5	Rough, crust, and wet blue not finished in the same establishment.....	06/81	(3)	100.0	83.4	-16.6	(3)	(3)	(3)	
	3111-513	Rough, crust and other wet blue.....	06/81	(3)	100.0	98.5	-1.5	(3)	(3)	(3)	
	3111-9	Receipts for contract tanning done for others on their materials.....	06/81	(3)	100.0	100.0	0	(3)	(3)	(3)	
3143		Men's footwear.....	12/80	103.2	103.8	104.5	.7	.8	3.0	(3)	
	3143-P	Primary products.....	12/80	102.9	103.4	104.2	.8	.9	3.2	(3)	

See footnotes at end of table

Table 4. Continued—Producer price indexes for the net output of selected industries and their products

Industry code	Product code	Industry and product 1/	Index base	Index			Percent change to July 1981 from --				
				Mar. 1981 2/	June 1981 2/	July 1981 2/	June 1981	Apr. 1981	Jan. 1981	July 1980	
3143		Men's footwear.....									
		(Cont'd)									
	3143-1	Men's leather upper footwear.....	12/80	103.2	103.6	104.5	0.9	1.0	3.3	(3)	
	3143-111	Men's leather upper dress and casual shoes.....	12/80	102.6	102.7	103.6	.9	.7	3.1	(3)	
	3143-112	Men's leather upper boots.....	12/80	106.4	107.0	108.5	1.4	2.0	3.9	(3)	
	3143-113	Men's leather upper work shoes or boots.....	12/80	102.7	103.4	104.0	.6	1.0	3.6	(3)	
	3143-114	Men's leather upper other footwear.....	12/80	102.9	104.5	104.5	0	0	3.7	(3)	
	3143-2	Men's plastic upper footwear.....	12/80	100.0	101.4	101.4	0	.6	1.4	(3)	
	3143-216	Men's plastic upper dress and casual shoes.....	12/80	99.3	100.8	100.8	0	.4	.8	(3)	
	3143-5	Secondary products.....	12/80	103.2	105.0	105.0	0	-.2	2.7	(3)	
3144		Women's footwear.....	12/80	100.7	100.9	100.8	0	.1	.5	(3)	
		Primary products.....	12/80	100.5	100.6	100.5	-.1	0	.2	(3)	
	3144-1	Women's leather upper footwear.....	12/80	99.1	99.2	99.0	-.1	-.1	-1.2	(3)	
	3144-111	Women's leather upper dress shoes.....	12/80	95.9	96.4	95.2	.8	0	-5.2	(3)	
	3144-112	Women's leather upper casual shoes.....	12/80	100.8	(3)	102.3	(3)	1.4	2.0	(3)	
	3144-113	Women's leather upper sandals.....	12/80	97.9	(3)	94.5	(3)	(3)	(3)	(3)	
	3144-114	Women's leather upper boots.....	12/80	100.9	(3)	(3)	(3)	(3)	(3)	(3)	
	3144-115	Women's leather upper other footwear.....	12/80	102.6	103.4	105.7	2.2	2.6	3.2	(3)	
	3144-2	Women's plastic upper footwear.....	12/80	102.7	102.8	102.8	0	.1	2.4	(3)	
	3144-216	Women's plastic upper dress shoes.....	12/80	102.9	103.2	103.2	0	.3	2.0	(3)	
	3144-217	Women's plastic upper casual shoes.....	12/80	103.4	103.4	103.6	0	0	3.4	(3)	
	3144-218	Women's plastic upper sandals.....	12/80	102.2	(3)	(3)	(3)	(3)	(3)	(3)	
	3144-219	Women's plastic upper boots.....	12/80	(3)	(3)	100.0	(3)	(3)	(3)	(3)	
	3144-3	Women's other upper footwear.....	12/80	101.7	(3)	(3)	(3)	(3)	(3)	(3)	
	3144-323	Women's other upper casual shoes.....	12/80	(3)	(3)	(3)	(3)	(3)	(3)	(3)	
	3144-5	Secondary products.....	12/80	(3)	(3)	(3)	(3)	(3)	(3)	(3)	
3149		Footwear, except rubber, n.e.c.....	12/79	105.8	106.3	106.5	.2	.5	1.9	5.2	
		Primary products.....	12/79	105.4	105.7	106.0	.4	.5	1.5	4.5	
	3149-1	Youths' and boys' footwear.....	12/79	107.9	109.3	109.3	0	1.0	1.7	8.0	
	3149-112	Youths' and boys' leather upper footwear.....	12/79	108.4	(3)	110.3	(3)	1.4	2.4	(3)	
	3149-113	Youths' and boys' nonleather upper footwear.....	12/79	106.8	106.8	106.8	0	0	0	(3)	
	3149-2	Misses' footwear.....	12/79	99.2	97.7	98.5	-.9	-.7	-.2	-.4	
	3149-215	Misses' leather upper footwear.....	12/79	105.0	102.4	102.8	.4	-2.1	-1.4	-.5	
	3149-3	Children's footwear.....	12/79	104.7	105.1	105.1	0	.4	.9	4.5	
	3149-318	Children's leather upper footwear.....	12/79	104.5	(3)	105.2	(3)	.6	1.3	5.3	
	3149-319	Children's nonleather upper footwear.....	12/79	105.1	105.1	105.1	0	0	0	(3)	
	3149-4	Infants' and babies' footwear.....	12/79	110.3	111.4	110.7	-.6	-.3	1.4	6.0	
	3149-421	Infants' and babies' leather upper footwear.....	12/79	111.0	(3)	111.5	(3)	.5	1.8	5.6	
	3149-422	Infants' and babies' nonleather upper footwear.....	05/80	107.3	110.5	107.3	-2.9	-2.9	0	(3)	
	3149-5	Athletic footwear, except rubber.....	12/79	102.9	102.9	104.2	1.3	1.3	3.1	-.2	
	3149-524	Athletic footwear designed for sports.....	12/79	112.7	(3)	115.1	(3)	2.2	2.8	(3)	
	3149-525	All other athletic footwear, except rubber.....	12/79	88.7	88.7	88.7	0	0	3.6	(3)	
	3149-6	All other footwear, except rubber, n.e.c.....	12/79	105.3	108.4	108.7	.3	3.4	3.5	6.9	
	3149-5	Secondary products.....	12/79	107.6	108.6	108.4	-.2	.5	3.4	7.9	
	3143-5	Men's footwear.....	12/80	103.8	104.3	104.3	0	.3	4.5	(3)	
	3144-5	Women's footwear.....	12/80	102.2	102.2	102.3	.1	.1	1.8	(3)	
	3149-555	Other secondary products.....	12/79	110.3	118.6	116.4	-1.9	3.5	6.1	(3)	
3211		Flat glass.....	12/80	101.0	103.3	106.5	3.1	3.2	6.0	(3)	
		Primary products.....	12/80	101.1	103.4	106.5	3.0	3.0	6.0	(3)	
	3211-4	Other flat glass, made from glass produced in the same establishment.....	12/80	101.2	102.1	106.4	4.3	4.3	5.6	(3)	
	3211-425	Tempered glass for automobile, architectural, construction and other uses, e.g. appliances.....	12/80	(3)	(3)	(3)	(3)	(3)	(3)	(3)	
	3211-498	Other flat glass.....	12/80	105.7	(3)	(3)	(3)	(3)	(3)	(3)	
	3211-5	Sheet(window), plate and float glass.....	12/80	101.7	105.9	105.9	0	.1	5.2	(3)	
	3211-512	.085 inch through .107 inch.....	12/80	(3)	(3)	(3)	(3)	(3)	(3)	(3)	
	3211-513	.108 inch through .134 inch.....	12/80	101.2	101.9	101.9	0	0	.7	(3)	
	3211-514	.135 inch through .199 inch.....	12/80	101.0	109.7	109.7	0	0	8.7	(3)	
	3211-515	.200 inch through .244 inch.....	12/80	100.5	101.3	101.3	0	.6	1.1	(3)	

See footnotes at end of table

Table 4. Continued—Producer price indexes for the net output of selected industries and their products

Industry code	Product code	Industry and product 1/	Index base	Index			Percent change to July 1981 from --			
				Mar. 1981 2/	June 1981 2/	July 1981 2/	June 1981	Apr. 1981	Jan. 1981	July 1980
3271		Concrete block and brick.....	06/81	(3)	100.0	100.0	0.0	(3)	(3)	(3)
	3271-P	Primary products.....	06/81	(3)	100.0	100.0	0	(3)	(3)	(3)
	3271-1	Concrete block and brick.....	06/81	(3)	100.0	100.0	0	(3)	(3)	(3)
	3271-11	Structural block, aggregate.....	06/81	(3)	100.0	99.8	-2	(3)	(3)	(3)
	3271-111	Lightweight units made with concrete weighing less than 105 lb. per cu. ft. (dry weight).....	06/81	(3)	100.0	99.4	-6	(3)	(3)	(3)
	3271-1111	Stretcher units, aggregate.....	06/81	(3)	100.0	100.0	0	(3)	(3)	(3)
	3271-11111	Stretcher units, 8"x8"x16".....	06/81	(3)	100.0	100.0	0	(3)	(3)	(3)
	3271-11112	Stretcher units, other sizes n.e.c.....	06/81	(3)	100.0	100.0	0	(3)	(3)	(3)
	3271-1112	Other lightweight units, any size, n.e.c.....	06/81	(3)	100.0	96.1	-3.9	(3)	(3)	(3)
	3271-115	Medium weight units made with concrete weighing >105 lb. but <125 lb. per cu. ft. (dry weight).....	06/81	(3)	100.0	100.0	0	(3)	(3)	(3)
	3271-1151	Stretcher units, aggregate.....	06/81	(3)	100.0	100.0	0	(3)	(3)	(3)
	3271-11511	Stretcher units, 8"x8"x16".....	06/81	(3)	100.0	100.0	0	(3)	(3)	(3)
	3271-117	Normal weight units made with concrete weighing at least 125 lb. per cu. ft. (dry weight).....	06/81	(3)	100.0	100.2	.2	(3)	(3)	(3)
	3271-1171	Stretcher units, aggregate.....	06/81	(3)	100.0	100.3	.3	(3)	(3)	(3)
	3271-11711	Stretcher units, 8"x8"x16".....	06/81	(3)	100.0	99.6	-.4	(3)	(3)	(3)
	3271-11712	Stretcher units, other sizes n.e.c.....	06/81	(3)	100.0	100.5	.5	(3)	(3)	(3)
	3271-1172	Other normal weight units, any size, n.e.c.....	06/81	(3)	100.0	100.0	0	(3)	(3)	(3)
	3271-121	Decorative block (such as screen block, split block, slump block, shadowal block, etc.).....	06/81	(3)	100.0	100.0	0	(3)	(3)	(3)
	3271-151	Concrete brick.....	06/81	(3)	100.0	105.0	5.0	(3)	(3)	(3)
	3271-M	Miscellaneous receipts.....	06/81	(3)	100.0	100.2	.2	(3)	(3)	(3)
	3271-Z89	Resales.....	06/81	(3)	100.0	100.2	.2	(3)	(3)	(3)
3271-S	Secondary products.....	06/81	(3)	100.0	100.0	0	(3)	(3)	(3)	
3272		Concrete products.....	12/79	109.0	111.2	112.0	.7	2.2	3.9	6.8
	3272-P	Primary products.....	12/79	108.7	110.8	111.6	.7	2.0	3.1	6.4
	3272-1	Concrete pipe.....	12/79	107.2	108.0	108.0	0	.7	.6	2.8
	3272-16	Culvert and storm sewer pipe.....	12/80	99.8	101.2	101.2	0	1.5	1.3	(3)
	3272-161	Reinforced.....	12/79	108.0	109.7	109.7	0	1.6	1.4	4.9
	3272-162	Nonreinforced.....	12/79	109.6	(3)	109.6	(3)	0	0	2.4
	3272-17	Sanitary sewer pipe.....	12/80	100.0	100.0	100.0	0	0	0	(3)
	3272-171	Reinforced.....	12/79	106.4	106.4	106.4	0	0	0	0
	3272-2	Precast concrete products.....	12/79	111.1	112.4	114.3	1.7	2.9	4.3	8.5
	3272-234	Burial vaults and boxes.....	12/79	111.1	112.1	117.3	4.7	5.6	5.6	11.8
	3272-241	Concrete silo staves.....	12/79	122.5	(3)	(3)	(3)	(3)	(3)	(3)
	3272-261	Concrete septic tanks.....	12/79	112.1	113.9	113.9	0	1.8	2.8	7.8
	3272-281	Other precast concrete products.....	12/79	109.5	(3)	111.0	(3)	(3)	4.5	6.4
	3272-3	Prestressed concrete products, excluding pipe.....	12/79	105.7	111.8	112.7	.8	3.6	7.1	8.4
	3272-311	Prestressed concrete tees and channels.....	12/79	104.9	117.3	118.0	.6	.6	12.5	(3)
	3272-325	Prestressed concrete bridge beams.....	12/79	111.1	(3)	(3)	(3)	(3)	(3)	(3)
	3272-M	Miscellaneous receipts.....	12/79	109.9	115.4	115.3	-.1	4.9	16.2	15.0
	3272-XY9	Contract work and other miscellaneous receipts.....	12/79	126.3	126.3	126.3	0	0	18.8	25.1
	3272-Z89	Resales.....	12/79	102.9	110.8	110.6	-.2	7.4	15.0	10.8
3272-S	Secondary products.....	12/79	110.2	110.2	111.9	1.5	1.5	1.5	1.5	
3273		Ready mixed concrete.....	06/81	(3)	100.0	99.5	-.5	(3)	(3)	(3)
	3273-P	Primary products.....	06/81	(3)	100.0	99.5	-.5	(3)	(3)	(3)
	3273-111	Ready mixed concrete.....	06/81	(3)	100.0	99.5	-.5	(3)	(3)	(3)
	3273-M	Miscellaneous receipts.....	06/81	(3)	100.0	99.5	-.5	(3)	(3)	(3)
	3273-XY9	Other miscellaneous receipts and contract work.....	06/81	(3)	100.0	99.8	-.2	(3)	(3)	(3)
3273-Z89	Resales.....	06/81	(3)	100.0	99.4	-.6	(3)	(3)	(3)	
3273-S	Secondary products.....	06/81	(3)	100.0	99.5	-.5	(3)	(3)	(3)	
3275		Gypsum products.....	06/81	(3)	100.0	100.3	.3	(3)	(3)	(3)
	3275-P	Primary products.....	06/81	(3)	100.0	99.9	-.1	(3)	(3)	(3)
	3275-2	Regular gypsumboard, common sizes.....	06/81	(3)	100.0	99.9	-.1	(3)	(3)	(3)
	3275-225	1/2 inch.....	06/81	(3)	100.0	99.6	-.4	(3)	(3)	(3)
	3275-3	Other gypsum products.....	06/81	(3)	100.0	99.7	-.3	(3)	(3)	(3)
3275-315	Type X gypsumboard.....	06/81	(3)	100.0	99.6	-.4	(3)	(3)	(3)	

See footnotes at end of table

Table 4. Continued—Producer price indexes for the net output of selected industries and their products

Industry code	Product code	Industry and product 1/	Index base	Index			Percent change to July 1981 from --				
				Mar. 1981 2/	June 1981 2/	July 1981 2/	June 1981	Apr. 1981	Jan. 1981	July 1980	
3275		Gypsum products.....									
	3275-335	Other gypsum products, n.e.c. (incl. sheathing, coreboard, and other sizes of req. gypsumboard).....	06/81	(3)	100.0	100.0	0.0	(3)	(3)	(3)	
3291		Abrasive products.....	12/80	101.2	106.0	106.5	.4	1.3	5.4	(3)	
	3291-P	Primary products.....	12/80	103.7	105.3	105.9	.5	1.5	5.1	(3)	
	3291-1	Nonmetallic synthetic sized grain and flour abrasives.....	12/80	101.7	101.7	101.7	0	0	1.2	(3)	
	3291-119	Aluminum oxide.....	12/80	(3)	104.2	104.2	0	0	3.1	(3)	
	3291-2	Nonmetallic bonded abrasive products, including diamond abrasives.....	12/80	102.2	106.5	107.2	.7	4.0	5.6	(3)	
	3291-2A	Synthetic and natural bonded abrasives, all grinding shapes, resinoid and shellac bond.....	12/80	102.6	107.5	108.2	.7	4.4	6.6	(3)	
	3291-237	Reinforced.....	12/80	101.6	107.6	108.3	.6	5.1	7.1	(3)	
	3291-242	Nonreinforced.....	12/80	103.3	107.3	108.2	.8	3.9	6.3	(3)	
	3291-2B	Synthetic and natural bonded abrasives, all grinding shapes, rubber and other bond.....	12/80	100.1	106.6	106.6	0	6.5	6.6	(3)	
	3291-244	Rubber bond.....	12/80	100.0	107.0	107.0	0	(3)	7.0	(3)	
	3291-265	Other bond.....	12/80	101.0	103.0	103.0	0	2.0	3.0	(3)	
	3291-2C	Diamond and cubic boron nitride wheel.....	12/80	100.0	102.0	102.0	0	1.9	2.0	(3)	
	3291-262	Metal bond.....	12/80	100.0	102.9	102.9	0	2.9	2.9	(3)	
	3291-264	Other bond.....	12/80	100.0	101.1	101.1	0	1.0	1.1	(3)	
	3291-231	Synthetic and natural bonded abrasives, all grinding shapes, vitrified bond.....	12/80	102.7	107.8	109.0	1.1	4.9	6.9	(3)	
	3291-298	Other synthetic & natural nonmetallic abrasives & abrasive products, except coated abrasives.....	12/80	104.3	105.3	105.3	0	0	.9	(3)	
	3291-3	Nonmetallic coated abrasive products and buffing wheels, polishing wheels and laps	12/80	105.9	106.7	106.7	0	.1	6.5	(3)	
	3291-3D	Cloth belts, any abrasive.....	12/80	108.2	108.2	108.2	0	0	8.2	(3)	
	3291-312	Glue bond.....	12/80	107.9	107.9	107.9	0	0	7.9	(3)	
	3291-316	Resin and waterproof bond.....	12/80	108.2	108.2	108.2	0	0	8.2	(3)	
	3291-3E	Other cloth shapes, any abrasive.....	12/80	105.9	106.2	106.3	.1	.1	5.3	(3)	
	3291-314	Glue bond.....	12/80	107.6	107.6	107.6	0	0	7.0	(3)	
	3291-318	Resin and waterproof bond.....	12/80	(3)	(3)	(3)	(3)	(3)	(3)	(3)	
	3291-339	Other, incl. paper-cloth comb., vulcanized fibercloth comb., vulcanized fibers, etc.....	12/80	104.2	(3)	(3)	(3)	(3)	(3)	(3)	
	3291-371	Buffing and polishing wheels and laps, any material, containing no abrasives...	12/80	90.4	106.3	106.7	.4	1.1	5.9	(3)	
	3291-4	Metal abrasives, including scouring pads...	12/80	104.0	105.6	108.8	3.1	3.6	7.5	(3)	
	3291-459	Metal soap pads, scouring pads, and other metal abrasives.....	12/80	105.1	(3)	108.0	(3)	.9	8.0	(3)	
	3291-M	Miscellaneous receipts.....	12/80	108.1	108.1	108.1	0	0	.9	(3)	
	3291-789	Resales.....	12/80	78.1	110.4	110.4	0	0	10.4	(3)	
	3291-S	Secondary products.....	12/80								
3321		Gray iron foundries.....	12/80	101.7	102.7	103.0	.2	.8	1.4	(3)	
	3321-P	Primary products.....	12/80	101.6	102.7	103.0	.3	.8	1.6	(3)	
	3321-1	Pressure and soil pipe and fittings, cast iron.....	12/80	98.5	99.4	100.0	.6	1.2	.1	(3)	
	3321-111	Pressure pipe and fittings, ductile iron.....	12/80	99.7	100.7	100.8	.2	.8	.7	(3)	
	3321-121	Pressure pipe and fittings, gray iron.....	12/80	96.8	98.7	98.7	0	0	-1.3	(3)	
	3321-131	Soil pipe and fittings, gray and ductile iron.....	12/80	96.9	96.9	99.1	2.4	3.2	-.4	(3)	
	3321-3	Motor vehicle castings, gray and ductile iron.....	12/80	101.2	101.7	101.8	.1	.4	1.0	(3)	
	3321-311	Castings for passenger cars, gray iron.....	12/80	100.9	101.4	101.3	0	.3	.4	(3)	
	3321-312	Castings for other motor vehicles, gray iron.....	12/80	102.2	102.7	102.8	.1	.2	1.9	(3)	
	3321-321	Castings for passenger cars, ductile iron.....	12/80	100.8	101.9	102.3	.4	1.5	2.0	(3)	
	3321-322	Castings for other motor vehicles, ductile iron.....	12/80	(3)	(3)	(3)	(3)	(3)	(3)	(3)	
	3321-9	Gray and ductile iron castings, other.....	12/80	103.2	105.0	105.3	.4	1.1	2.7	(3)	
	3321-951	Castings for construction and utility uses, gray and ductile iron.....	12/80	103.1	(3)	104.2	(3)	(3)	1.9	(3)	
	3321-961	Molds and stools for heavy steel ingots.....	12/80	102.7	107.3	107.3	0	0	(3)	(3)	
	3321-971	Ductile iron castings, other.....	12/80	102.2	104.1	105.6	1.4	3.1	.7	(3)	
	3321-981	Gray iron castings, other.....	12/80	103.6	104.8	105.1	.3	.9	3.0	(3)	

See footnotes at end of table

Table 4. Continued—Producer price indexes for the net output of selected industries and their products

Industry code	Product code	Industry and product 1/	Index base	Index			Percent change to July 1981 from --			
				Mar. 1981 2/	June 1981 2/	July 1981 2/	June 1981	Apr. 1981	Jan. 1981	July 1980
3321	3321-S	Gray iron foundries..... (Cont'd) Secondary products.....	12/80	101.6	102.8	102.6	-0.2	.6	-3.7	(3)
3322	3322-P 3322-131 3322-221 3322-S	Malleable iron foundries..... Primary products..... Standard malleable iron castings..... Pearlitic malleable iron castings..... Secondary products.....	06/81 06/81 06/81 06/81 06/81	(3) (3) (3) (3) (3)	100.0 100.0 100.0 100.0 100.0	100.6 100.6 100.7 100.6 100.6	.6 .6 .7 (3) .6	(3) (3) (3) (3) (3)	(3) (3) (3) (3) (3)	(3) (3) (3) (3) (3)
3324	3324-P 3324-163 3324-165	Steel investment foundries..... Primary products..... Carbon and low alloy steel investment castings..... High alloy steel investment castings, including stainless steel.....	06/81 06/81 06/81 06/81	(3) (3) (3) (3)	100.0 100.0 100.0 100.0	100.1 100.2 100.6 100.0	.1 .2 .6 0	(3) (3) (3) (3)	(3) (3) (3) (3)	(3) (3) (3) (3)
3325	3325-P 3325-2 3325-214 3325-219 3325-4 3325-431 3325-5 3325-559 3325-S	Steel foundries, n.e.c..... Primary products..... Carbon steel castings, except investment..... Railroad wheels and specialties..... All other carbon steel castings..... High alloy steel castings, including stainless steel..... All other high alloy steel castings, including stainless steel..... Low alloy steel castings..... All other low alloy steel castings..... Secondary products.....	06/81 06/81 06/81 06/81 06/81 06/81 06/81 06/81 06/81 06/81	(3) (3) (3) (3) (3) (3) (3) (3) (3) (3)	100.0 100.0 100.0 100.0 100.0 100.0 (3) 100.0 100.0 100.0	99.8 100.4 100.4 100.2 100.6 100.6 (3) 100.2 95.7	-2 .4 .4 .2 .6 .6 (3) .2 -4.3	(3) (3) (3) (3) (3) (3) (3) (3) (3) (3)	(3) (3) (3) (3) (3) (3) (3) (3) (3) (3)	(3) (3) (3) (3) (3) (3) (3) (3) (3) (3)
333		Primary smelting and refining of nonferrous metals.....	12/80	97.6	99.4	99.3	-.1	.4	-.3	(3)
3331	3331-P 3331-2 3331-21311 3331-S 3331-555	Primary copper..... Primary products..... Refined copper..... Copper cathode, alloyed..... Secondary products..... Other secondary products.....	06/80 06/80 06/80 06/80 06/80 06/80	93.6 92.7 92.7 93.1 92.7 83.0	94.3 92.2 92.2 91.9 93.2 84.9	92.3 91.6 91.6 91.0 89.5 84.0	-2.1 -.7 -.7 -1.0 -4.0 -1.1	-3.1 -2.8 -2.8 -2.9 -4.7 -2.9	-7.8 -6.6 -6.6 -7.5 -14.2 -4.3	-17.6 -17.1 -17.1 -17.0 -22.4 (3)
3333	3333-P	Primary zinc..... Primary products.....	06/80 06/80	111.6 111.6	123.2 123.2	123.3 123.3	.1 .1	7.6 7.6	10.3 10.3	29.5 29.5
3334	3334-P 3334-7 3334-71111 3334-71112 3334-71113 3334-8	Primary aluminum..... Primary products..... Primary aluminum, except extrusion billet..... Aluminum ingot, unalloyed..... Aluminum ingot, alloyed..... Other primary aluminum, except extrusion billet..... Aluminum extrusion billet.....	06/80 06/80 06/80 06/80 06/80 06/80 06/80	114.3 114.8 115.2 116.2 116.3 112.0 112.2	115.1 115.5 116.1 116.2 116.3 112.1 111.6	115.7 115.6 116.2 118.6 116.3 112.1 111.6	.5 .1 .1 .2 0 0 0	.5 0 0 (3) (3) (3) 0	1.4 .9 1.2 2.6 .1 .5 -6	7.8 7.4 7.5 8.0 (3) 8.0 6.8
3339	3339-P	Primary nonferrous metals, n.e.c..... Primary products.....	06/80 06/80	111.6 118.0	115.2 122.8	115.6 122.7	.3 -.1	3.4 4.0	2.3 3.8	(3) (3)
3341	3341-P 3341-2 3341-231 3341-23111 3341-23112 3341-3 3341-311 3341-321 3341-333 3341-351	Secondary nonferrous metals..... Primary products..... Copper..... Copper, alloyed..... Brass ingot, alloyed..... Bronze ingot, alloyed..... Lead..... Lead, unalloyed..... Antimonial lead..... Babbitt metal..... Solder.....	06/80 06/80 06/80 06/80 06/80 06/80 06/80 06/80 06/80 06/80 06/80	92.3 91.3 98.3 99.9 100.3 97.8 86.0 86.3 81.3 87.3 88.9	91.3 90.3 96.1 97.1 (3) 98.2 90.1 95.5 86.3 84.9 89.3	89.8 88.4 95.1 97.1 (3) 94.8 94.5 102.8 90.5 82.1 91.7	-1.6 -2.0 -1.0 -.9 (3) -3.5 5.0 7.7 4.9 -3.4 2.6	-4.2 -4.8 -3.5 -3.1 (3) -8.3 3.1 7.8 3.5 -9.5 -1.3	-6.4 -7.2 -3.8 -2.2 (3) -5.7 6.8 8.8 11.3 -7.4 .9	-8.7 -11.5 -4.9 .4 (3) -4.7 -4.3 4.0 -7.8 -17.7 -7.4

See footnotes at end of table

Table 4. Continued—Producer price indexes for the net output of selected industries and their products

Industry code	Product code	Industry and product 1/	Index base	Index			Percent change to July 1981 from --				
				Mar. 1981 2/	June 1981 2/	July 1981 2/	June 1981	Apr. 1981	Jan. 1981	July 1980	
3341		Secondary nonferrous metals.....									
		(Cont'd)									
	3341-4	Zinc.....	06/80	113.4	125.4	125.7	0.2	7.3	11.9	30.5	
	3341-405	Zinc dust.....	06/80	112.1	123.3	124.1	-7	8.6	15.6	25.0	
	3341-411	Zinc base alloys.....	06/80	(3)	125.0	125.0	1	7.0	10.7	29.9	
	3341-5	Precious metals.....	06/80	79.4	75.1	65.6	-12.7	-16.2	-26.4	-37.3	
	3341-511	Gold, unalloyed.....	06/80	83.7	76.5	67.4	-11.9	-15.9	-28.6	-36.0	
	3341-531	Silver, unalloyed.....	06/80	75.4	63.6	54.5	-14.3	-23.7	-42.9	-45.9	
	3341-7	Aluminum, except extrusion billet.....	06/80	97.1	94.4	93.0	-1.5	-6.1	-8.1	-2.6	
	3341-71111	Aluminum ingot.....	06/80	95.2	92.3	(3)	(3)	(3)	(3)	(3)	
	3341-71112	Aluminum, other types except extrusion billet.....	06/80	105.3	(3)	100.8	(3)	-4.9	-7.1	-1.8	
	3341-M	Miscellaneous receipts.....	06/80	104.0	102.2	102.7	.5	-1.8	-1.8	12.7	
	3341-Y85	Contract toll work.....	06/80	(3)	99.7	100.3	.6	(3)	(3)	11.5	
	3341-Z89	Resales.....	06/80	92.7	91.4	91.4	0	-7	-3.1	(3)	
	3341-5	Secondary products.....	06/80	94.8	97.7	100.7	3.1	3.5	2.2	5.2	
3351		Rolling, drawing and extruding of copper....	12/80	95.0	95.2	94.0	-1.2	-1.3	-4.2	(3)	
	3351-P	Primary products.....	12/80	97.6	97.3	96.4	-.9	-1.5	-3.0	(3)	
	3351-1	Copper and copper base alloy wire.....	12/80	96.6	97.6	97.0	-.6	-1.7	-1.8	(3)	
	3351-111	Unalloyed.....	12/80	94.6	95.5	93.9	-1.7	-3.1	-2.1	(3)	
	3351-11112	Bare.....	12/80	94.0	95.2	93.4	-1.9	-3.3	-2.3	(3)	
	3351-131	Alloyed.....	12/80	96.9	97.9	97.4	-.5	-1.5	-1.7	(3)	
	3351-13114	Bare.....	12/80	96.9	97.9	97.4	-.5	-1.5	-1.7	(3)	
	3351-3	Copper and copper-base alloy rod, bar and shapes.....	12/80	99.2	100.3	97.7	-2.6	-1.6	-2.4	(3)	
	3351-311	Unalloyed copper bars, shapes and non-electric rod.....	12/80	99.2	100.3	97.7	-2.6	-1.6	-2.4	(3)	
	3351-31115	Rod.....	12/80	97.2	98.7	94.0	-4.7	-2.3	-5.5	(3)	
	3351-332	Copper-base alloy rod, bar and shapes.....	12/80	101.5	102.5	100.9	-1.6	-1.1	.1	(3)	
	3351-33218	Rod.....	12/80	102.3	103.9	101.6	-2.2	-1.4	.5	(3)	
	3351-4	Copper and copper-base alloy sheet, strip and plate.....	12/80	99.1	100.9	101.2	.4	.8	-.2	(3)	
	3351-413	Unalloyed copper flat products.....	12/80	96.6	97.3	97.8	.4	.2	-1.2	(3)	
	3351-41322	Strip.....	12/80	96.7	(3)	(3)	(3)	(3)	(3)	(3)	
	3351-41323	Sheet.....	12/80	96.1	96.8	96.8	0	-.3	(3)	(3)	
	3351-435	Copper-base alloy flat products.....	12/80	100.0	102.0	102.4	.3	1.0	.1	(3)	
	3351-43526	Strip.....	12/80	100.7	102.9	102.8	-.1	.8	-.3	(3)	
	3351-5	Copper and copper-base alloy pipe and tube	12/80	93.8	89.1	89.4	.3	-4.0	-7.1	(3)	
	3351-516	Unalloyed pipe and tube, plumbing.....	12/80	88.8	84.6	84.7	.1	-6.0	-8.9	(3)	
	3351-51631	Tube.....	12/80	88.8	84.6	84.7	.1	-6.0	-8.9	(3)	
	3351-518	Unalloyed, other pipe and tube.....	12/80	97.0	86.4	86.4	0	-4.1	-12.1	(3)	
	3351-51833	Tube.....	12/80	97.0	86.4	86.4	0	-4.1	-12.1	(3)	
	3351-538	Copper-base alloy, other pipe and tube.....	12/80	101.1	101.5	102.4	.8	-.1	1.6	(3)	
	3351-53839	Tube.....	12/80	101.1	101.5	102.4	.8	-.1	1.6	(3)	
	3351-5	Secondary products.....	12/80	83.5	85.8	83.4	-2.8	.2	-10.2	(3)	
3353		Aluminum sheet, plate, foil and welded tube products.....	06/81	(3)	100.0	101.1	1.1	(3)	(3)	(3)	
	3353-P	Primary products.....	06/81	(3)	100.0	101.4	1.4	(3)	(3)	(3)	
	3353-1	Aluminum plate.....	06/81	(3)	100.0	101.4	1.4	(3)	(3)	(3)	
	3353-2	Aluminum sheet.....	06/81	(3)	100.0	101.3	1.3	(3)	(3)	(3)	
	3353-224	Flat, nonheat-treatable, bare.....	06/81	(3)	100.0	102.8	2.8	(3)	(3)	(3)	
	3353-231	Coiled, nonheat-treatable, bare.....	06/81	(3)	100.0	100.5	.5	(3)	(3)	(3)	
	3353-23111	Coiled, nonheat-treatable, bare, siding.....	06/81	(3)	100.0	100.5	.5	(3)	(3)	(3)	
	3353-23115	Coiled, nonheat-treatable, bare, all others.....	06/81	(3)	100.0	101.6	1.6	(3)	(3)	(3)	
	3353-233	Coiled, nonheat-treatable, precoated.....	06/81	(3)	100.0	103.3	3.3	(3)	(3)	(3)	
	3353-3	Aluminum foil.....	06/81	(3)	100.0	101.0	1.0	(3)	(3)	(3)	
3355		Aluminum rolling and drawing, n.e.c.....	06/81	(3)	100.0	100.1	.1	(3)	(3)	(3)	
	3355-P	Primary products.....	06/81	(3)	100.0	100.1	.1	(3)	(3)	(3)	
	3355-1	Aluminum and aluminum-base alloy wire and cable.....	06/81	(3)	100.0	99.8	-.2	(3)	(3)	(3)	
3411		Metal cans.....	06/81	(3)	100.0	100.3	.3	(3)	(3)	(3)	
	3411-P	Primary products.....	06/81	(3)	100.0	100.4	.4	(3)	(3)	(3)	
	3411-1	Steel cans.....	06/81	(3)	100.0	100.6	.6	(3)	(3)	(3)	
	3411-1B	Steel cans, food.....	06/81	(3)	100.0	101.2	1.2	(3)	(3)	(3)	
	3411-117	Fruit and fruit juices can.....	06/81	(3)	100.0	100.4	.4	(3)	(3)	(3)	
	3411-119	Vegetables and vegetable juices can.....	06/81	(3)	100.0	101.9	1.9	(3)	(3)	(3)	

See footnotes at end of table

Table 4. Continued—Producer price indexes for the net output of selected industries and their products

Industry code	Product code	Industry and product 1/	Index base	Index			Percent change to July 1981 from --					
				Mar. 1981 2/	June 1981 2/	July 1981 2/	June 1981	Apr. 1981	Jan. 1981	July 1980		
3411		Metal cans.....										
		(Cont'd)										
	3411-127	Lard and shortening can.....	06/81	(3)	100.0	101.2	1.2	(3)	(3)	(3)	(3)	(3)
	3411-131	Can, other foods (including soups).....	06/81	(3)	100.0	100.9	.9	(3)	(3)	(3)	(3)	(3)
	3411-1C	Steel cans, general packaging (incl. pet food).....	06/81	(3)	100.0	100.1	.1	(3)	(3)	(3)	(3)	(3)
	3411-137	Faint and varnish can.....	06/81	(3)	100.0	99.9	-.1	(3)	(3)	(3)	(3)	(3)
	3411-139	Aerosol can.....	06/81	(3)	100.0	100.0	0	(3)	(3)	(3)	(3)	(3)
	3411-141	Can, other non-foods.....	06/81	(3)	100.0	100.4	.4	(3)	(3)	(3)	(3)	(3)
	3411-2	Aluminum cans.....	06/81	(3)	100.0	100.0	0	(3)	(3)	(3)	(3)	(3)
	3411-2A	Aluminum cans, beverage.....	06/81	(3)	100.0	100.0	0	(3)	(3)	(3)	(3)	(3)
	3411-213	Beer can.....	06/81	(3)	100.0	100.0	0	(3)	(3)	(3)	(3)	(3)
	3411-3	Metal can components (steel and aluminum).....	06/81	(3)	100.0	100.0	0	(3)	(3)	(3)	(3)	(3)
	3411-M	Miscellaneous receipts.....	06/81	(3)	100.0	98.1	-1.9	(3)	(3)	(3)	(3)	(3)
	3411-5	Secondary products.....	06/81	(3)	100.0	101.3	1.3	(3)	(3)	(3)	(3)	(3)
3431		Metal sanitary ware.....	12/80	101.9	104.0	105.2	1.2	1.5	4.3	(3)	(3)	(3)
	3431-P	Primary products.....	12/80	101.7	104.1	105.1	1.0	1.4	4.1	(3)	(3)	(3)
	3431-4	Sinks and sink/laundry tray combinations.....	12/80	102.0	102.9	103.3	.4	1.1	2.5	(3)	(3)	(3)
	3431-425	Stainless steel sinks and sink/laundry tray combinations.....	12/80	102.0	103.5	103.1	-.4	.7	3.3	(3)	(3)	(3)
	3431-7	Bathtubs.....	12/80	102.2	106.5	108.3	1.7	2.2	6.7	(3)	(3)	(3)
	3431-711	Cast iron bathtubs.....	12/80	102.4	107.8	110.3	2.3	2.1	8.1	(3)	(3)	(3)
	3431-721	Steel bathtubs.....	12/80	101.7	104.4	104.9	.4	2.3	4.3	(3)	(3)	(3)
	3431-5	Secondary products.....	12/80	102.4	103.5	105.4	1.8	1.8	4.8	(3)	(3)	(3)
	3431-555	Other secondary products.....	12/80	102.4	104.3	103.7	-.5	-.7	3.7	(3)	(3)	(3)
3433		Nonelectric heating equipment.....	06/80	105.9	107.3	108.6	1.2	2.6	4.0	7.4	(3)	(3)
	3433-P	Primary products.....	06/80	105.3	106.8	107.5	.6	2.1	3.8	7.7	(3)	(3)
	3433-3	Cast iron heating boilers.....	06/80	104.6	107.4	107.5	.1	1.3	3.6	7.1	(3)	(3)
	3433-311	Oil-fired cast iron heating boilers.....	06/80	103.4	104.8	(3)	(3)	(3)	(3)	(3)	(3)	(3)
	3433-313	Gas-fired cast iron heating boilers.....	06/80	104.1	110.2	110.3	.2	2.7	6.5	10.1	(3)	(3)
	3433-4	Domestic heating stoves.....	06/80	108.1	105.5	108.7	3.0	3.3	-.8	5.9	(3)	(3)
	3433-412	Gas-fired domestic heating stoves.....	06/80	(3)	(3)	(3)	(3)	(3)	(3)	(3)	(3)	(3)
	3433-416	Wood and coal domestic heating stoves, except sheet metal, airtight.....	06/80	113.7	(3)	114.3	(3)	2.5	-1.3	(3)	(3)	(3)
	3433-418	Wood and coal domestic heating stoves, sheet metal, airtight.....	06/80	111.8	111.7	113.3	1.4	4.6	1.8	10.3	(3)	(3)
	3433-5	Steel heating boilers.....	06/80	104.8	110.3	110.3	0	8.3	8.3	8.3	(3)	(3)
	3433-511	Steel heating boilers, 400 MBH and less.....	06/80	107.4	110.8	110.8	0	(3)	10.8	(3)	(3)	(3)
	3433-513	Steel heating boilers, over 400 MBH.....	06/80	(3)	(3)	110.2	(3)	(3)	6.7	(3)	(3)	(3)
	3433-6	Other heating systems.....	06/80	108.4	110.5	111.5	.9	3.5	4.4	9.5	(3)	(3)
	3433-611	Radiators and convectors.....	06/80	108.6	111.2	112.4	1.1	5.7	6.5	12.1	(3)	(3)
	3433-61103	Steel radiators and convectors.....	06/80	110.9	112.6	114.2	1.5	5.8	6.9	(3)	(3)	(3)
	3433-61107	Other radiators and convectors.....	06/80	102.1	107.5	107.5	0	5.3	5.1	5.9	(3)	(3)
	3433-621	Unit heaters.....										
	3433-62113	Gas-fired unit heaters, under 400 MBH, propeller fan.....	06/80	108.5	111.9	111.9	0	3.2	3.2	9.6	(3)	(3)
	3433-631	Floor and wall furnaces.....	06/80	106.2	108.2	109.0	.8	3.6	4.4	8.4	(3)	(3)
	3433-63113	Gas-fired wall furnaces.....	06/80	105.6	107.8	108.9	.9	4.1	3.8	8.4	(3)	(3)
	3433-661	Other systems, n.e.c.....	06/80	109.4	110.4	112.1	1.5	2.2	3.8	8.4	(3)	(3)
	3433-66141	Gas-fired infrared heaters.....	06/80	104.7	107.6	107.6	0	2.8	5.7	7.6	(3)	(3)
	3433-66151	Nonelectric fireplaces.....	06/80	107.0	108.9	109.6	.7	-1.1	5.5	9.0	(3)	(3)
	3433-66191	Other heating systems, n.e.c.....	06/80	112.8	113.1	117.0	3.5	3.7	4.5	11.1	(3)	(3)
	3433-8	Parts for heating systems.....	06/80	103.9	104.9	104.9	0	.3	4.5	7.9	(3)	(3)
	3433-811	Gas burners and parts/attachments.....	06/80	106.8	108.1	108.1	0	1.0	4.1	7.9	(3)	(3)
	3433-81101	Gas burners under and equal to 400 MBH.....	06/80	109.0	111.0	111.0	0	1.8	6.4	8.5	(3)	(3)
	3433-81103	Gas burners over 400 MBH.....	06/80	98.8	99.8	99.8	0	0	2.7	4.6	(3)	(3)
	3433-821	Oil burners and parts/attachments.....	06/80	107.4	108.8	108.8	0	0	4.9	10.0	(3)	(3)
	3433-82103	Commercial/industrial oil burners.....	06/80	100.8	100.8	100.8	0	0	1.5	4.7	(3)	(3)
	3433-831	Dual fuel burners and parts/attachments.....										
	3433-83103	Commercial/industrial dual fuel burners.....	06/80	95.5	96.7	96.7	0	-.1	3.3	7.4	(3)	(3)
	3433-861	Other parts, n.e.c.....	06/80	99.5	101.4	101.4	0	.8	1.9	7.8	(3)	(3)
	3433-S	Secondary products.....	06/80	109.5	110.4	110.9	.4	.6	2.0	4.2	(3)	(3)
	3433-555	Other secondary products.....	06/80	111.5	111.8	(3)	(3)	(3)	(3)	(3)	(3)	(3)
	3585-5	Refrigeration and electric heating equipment.....	06/80	104.8	(3)	(3)	(3)	(3)	(3)	(3)	(3)	(3)
3443		Fabricated platework.....	03/80	109.0	111.1	111.5	.4	1.3	4.1	8.0	(3)	(3)
	3443-P	Primary products.....	03/80	109.8	112.4	112.7	.3	1.3	4.3	8.9	(3)	(3)
	3443-1	Heat exchangers and steam condensers.....	03/80	108.3	115.8	118.7	2.5	7.2	8.0	15.5	(3)	(3)
	3443-111	Bare tube heat exchangers.....	03/80	111.6	115.7	118.4	2.3	4.9	6.1	13.8	(3)	(3)

See footnotes at end of table

Table 4. Continued—Producer price indexes for the net output of selected industries and their products

Industry code	Product code	Industry and product 1/	Index base	Index			Percent change to July 1981 from --				
				Mar. 1981 2/	June 1981 2/	July 1981 2/	June 1981	Apr. 1981	Jan. 1981	July 1980	
3443		Fabricated platework..... (Cont'd)									
	3443-115	Fin tube heat exchangers.....	03/80	108.8	114.6	114.9	0.3	5.6	6.0	13.4	
	3443-2	Fabricated steel plate.....	03/80	105.3	111.2	111.2	0	2.0	4.9	9.4	
	3443-211	Fabricated steel plate for large diameter pipe.....	03/80	118.4	118.6	118.6	0	.1	3.6	14.3	
	3443-251	Weldments.....	03/80	103.6	104.7	104.7	0	(3)	1.0	3.7	
	3443-298	Other fabricated steel plate.....	03/80	106.4	(3)	(3)	(3)	(3)	(3)	(3)	
	3443-4	Gas cylinders.....	03/80	108.4	108.5	108.5	0	.1	4.0	7.2	
	3443-419	Other gas cylinders.....	03/80	108.4	108.5	108.5	0	.1	4.0	7.2	
	3443-5	Metal tanks made at plant, standard, pressure.....	03/80	108.4	108.8	108.5	-.3	-.3	2.2	4.6	
	3443-538	Other non-LPG pressure tanks.....	03/80	110.1	111.5	110.7	-.7	-.7	.7	6.2	
	3443-7	Metal tanks made at plant, standard, non-pressure.....	03/80	104.9	107.8	108.3	.4	1.6	3.5	3.8	
	3443-71	Bulk storage tanks, standard, non-pressure.....	03/80	107.0	110.5	111.0	.5	1.9	4.5	4.7	
	3443-711	Carbon steel storage tanks, 6000 gal. and less.....	03/80	106.8	108.5	108.6	.1	(3)	4.2	3.3	
	3443-713	Carbon steel storage tanks over 6000 gal.....	03/80	107.9	111.7	112.7	.9	1.5	4.0	5.3	
	3443-8	Custom tanks and vessels made at the plant.....	03/80	116.0	107.7	107.7	0	-5.1	2.6	5.3	
	3443-802	Carbon steel customized tanks and vessels.....	03/80	113.3	110.3	110.3	0	-3.0	5.4	9.6	
	3443-80201	Carbon steel tanks & vessels, 3/4" & less wall thickness.....	03/80	110.8	(3)	116.3	(3)	1.3	10.2	(3)	
	3443-80203	Carbon steel tanks & vessels, over 3/4" wall thickness.....	03/80	103.0	114.9	114.9	0	2.7	11.5	(3)	
	3443-806	Alloyed (except aluminum) vessels and tanks, non-LPG.....	03/80	115.9	120.9	120.9	0	0	13.9	(3)	
	3443-9	Custom tanks and vessels made at plant and field erected.....	03/80	113.2	118.0	118.0	0	2.9	7.2	14.9	
	3443-922	Elevated water tanks, customized and field erected.....	03/80	113.0	118.4	119.1	.6	5.5	6.5	14.0	
	3443-926	Petroleum storage tanks, field erected.....	03/80	109.4	113.6	113.2	-.3	3.1	4.5	9.4	
	3443-5	Secondary products.....	03/80	167.4	(3)	109.8	(3)	1.3	4.5	5.8	
3493		Steel springs, except wire.....	06/81	(3)	100.0	101.0	1.0	(3)	(3)	(3)	
	3493-P	Primary products.....	06/81	(3)	100.0	100.2	.2	(3)	(3)	(3)	
	3493-1	Hot formed springs.....	06/81	(3)	100.0	100.2	.2	(3)	(3)	(3)	
	3493-121	Hot formed coil springs.....	06/81	(3)	100.0	100.0	0	(3)	(3)	(3)	
	3493-12116	Locomotive, railroad car, and other helical springs.....	06/81	(3)	100.0	100.0	0	(3)	(3)	(3)	
	3493-131	Hot formed leaf springs.....	06/81	(3)	100.0	100.0	0	(3)	(3)	(3)	
	3493-13151	Replacement leaf springs.....	06/81	(3)	100.0	100.0	0	(3)	(3)	(3)	
	3493-13158	Original equipment leaf springs other than for passenger cars.....	06/81	(3)	100.0	100.0	0	(3)	(3)	(3)	
	3493-2	Cold formed springs.....	06/81	(3)	100.0	100.0	0	(3)	(3)	(3)	
	3493-3	Miscellaneous receipts.....	06/81	(3)	(3)	(3)	(3)	(3)	(3)	(3)	
	3493-5	Secondary products.....	06/81	(3)	100.0	104.8	4.8	(3)	(3)	(3)	
3498		Fabricated pipe and pipe fittings.....	06/81	(3)	100.0	101.2	1.2	(3)	(3)	(3)	
	3498-P	Primary products.....	06/81	(3)	100.0	101.2	1.2	(3)	(3)	(3)	
	3498-1	Iron and steel pipe, tube and fittings.....	06/81	(3)	100.0	101.3	1.3	(3)	(3)	(3)	
	3498-101	Iron and steel pipe and pipe fittings (including custom work for contractors).....	06/81	(3)	100.0	101.4	1.4	(3)	(3)	(3)	
	3498-10102	Fossil fuel power plant.....	06/81	(3)	100.0	100.0	0	(3)	(3)	(3)	
	3498-10114	Other fab. excluding energy, petroleum, water/sewage, and nonpressure pipe.....	06/81	(3)	100.0	100.4	.4	(3)	(3)	(3)	
	3498-102	Iron and steel tubing and fittings.....	06/81	(3)	100.0	101.3	1.3	(3)	(3)	(3)	
	3498-10203	Welded tubing.....	06/81	(3)	100.0	101.5	1.5	(3)	(3)	(3)	
3531		Construction machinery.....	12/80	103.5	106.2	107.8	1.5	3.1	6.0	(3)	
	3531-P	Primary products.....	12/80	103.5	106.1	107.6	1.4	3.1	5.9	(3)	
	3531-1	Off highway tractors.....	12/80	103.3	106.3	108.8	2.4	2.5	5.5	(3)	
	3531-101	Off highway wheel tractors, including wheeled log skidders and rubber-tired dozers.....	12/80	104.2	107.0	108.6	1.5	2.5	5.8	(3)	
	3531-2	Tracklaying tractors.....	12/80	104.2	107.0	108.6	1.5	2.5	5.8	(3)	
	3531-209	Tracklaying tractors, 130 net engine hp and over.....	12/80	104.2	107.0	108.6	1.5	2.5	5.8	(3)	
	3531-3	Tractor parts and attachments.....	12/80	102.0	104.1	104.5	.4	2.7	4.6	(3)	
	3531-321	Tractor parts sold to o.e.m.....	12/80	101.3	102.6	103.1	.5	1.8	3.1	(3)	

See footnotes at end of table

Table 4. Continued—Producer price indexes for the net output of selected industries and their products

Industry code	Product code	Industry and product 1/	Index base	Index			Percent change to July 1981 from --				
				Mar. 1981 2/	June 1981 2/	July 1981 2/	June 1981	Apr. 1981	Jan. 1981	July 1980	
3531		Construction machinery..... (Cont'd)									
	3531-367	For wheel tractor loaders, replacement and repair.....	12/80	106.1	111.3	111.3	0.0	4.9	10.6	(3)	
	3531-4	Cranes, excavators, parts and attachments.....	12/80	102.6	104.1	105.6	1.4	2.5	4.9	(3)	
	3531-41102	Hydraulic operated excavators.....	12/80	(3)	(3)	(3)	(3)	(3)	(3)	(3)	
	3531-41103	Cable operated cranes.....	12/80	104.0	103.4	107.1	3.6	3.6	7.1	(3)	
	3531-41104	Hydraulic operated cranes.....	12/80	104.1	105.3	107.0	1.7	2.1	3.7	(3)	
	3531-41105	Miscellaneous cranes including draglines.....	12/80	100.4	108.4	109.4	.9	8.9	9.4	(3)	
	3531-481	Front end attachments for cranes, draglines, shovels.....	12/80	100.0	103.0	104.3	1.2	.1	5.5	(3)	
	3531-485	Parts for power cranes, draglines and shovels.....	12/80	103.7	(3)	105.8	(3)	1.8	5.6	(3)	
	3531-6	Mixers, pavers and related equipment, except parts.....	12/80	103.2	104.2	107.2	2.8	3.7	4.2	(3)	
	3531-62111	Portable mixers, 3 1/2 cu. ft. capacity and over.....	12/80	102.0	104.0	90.3	-13.2	-11.9	-10.5	(3)	
	3531-63411	Pavers, finishers, spreaders, bituminous distributors.....	12/80	100.8	101.2	102.5	1.2	1.4	1.7	(3)	
	3531-63911	Other equipment, incl. portable mixers under 3 1/2 cu. ft. capacity.....	12/80	102.0	104.1	104.3	.2	1.7	2.4	(3)	
	3531-64511	Asphalt plants.....	12/80	103.8	(3)	111.6	(3)	7.5	7.7	(3)	
	3531-7	Tractor shovel loaders.....	12/80	105.0	108.9	110.7	1.6	3.4	8.4	(3)	
	3531-71101	Wheel shovel loader, 4 wheel dr., up to 3 1/2 cu. yd. capacity.....	12/80	112.3	115.7	118.6	2.5	2.7	14.6	(3)	
	3531-71102	Wheel shovel loader, 4 wheel dr., 3 1/2 cu. yd. capacity and over.....	12/80	103.5	107.2	108.9	1.6	3.2	6.5	(3)	
	3531-8	Scrapers, graders, rollers, off hwy trucks, trailers, wagons, and miscellaneous attachments.....	12/80	103.4	106.7	108.8	1.9	4.6	7.4	(3)	
	3531-81211	Scraper bowls.....	12/80	103.9	106.8	106.8	0	2.8	(3)	(3)	
	3531-83111	Rollers, all typos including self-propelled vibratory compactors.....	12/80	100.6	103.0	105.5	2.4	4.8	5.5	(3)	
	3531-85511	Off highway rear dump trucks.....	12/80	103.1	106.2	108.3	2.0	2.3	5.8	(3)	
	3531-87811	Winches (towing, logging, oilfield), other attachments, incl. logging arches and trenchers.....	12/80	107.4	108.5	(3)	(3)	(3)	(3)	(3)	
	3531-88211	Front end loader attachment.....	12/80	102.2	108.0	108.0	0	(3)	8.0	(3)	
	3531-9	Other construction machinery and other parts.....	12/80	104.3	107.3	108.4	1.0	2.7	5.2	(3)	
	3531-95211	Winches, including marine.....	12/80	109.5	(3)	113.5	(3)	.8	3.6	(3)	
	3531-97311	Portable crushing plants.....	12/80	106.7	107.5	110.0	2.3	3.0	6.6	(3)	
	3531-98111	Snow clearing attachments.....	12/80	100.0	(3)	(3)	(3)	(3)	(3)	(3)	
	3531-98311	Other excavating and road construction machinery.....	12/80	104.4	105.6	111.4	5.5	(3)	6.7	(3)	
	3531-98411	Parts and attachments, except for cranes, draglines, shovels, tractors, sold to o.e.m.....	12/80	106.4	(3)	109.5	(3)	1.1	4.8	(3)	
	3531-98611	Parts/attach., except for cranes, draglines, shovels & tractors, sold for replace/repair.....	12/80	104.3	106.0	107.3	1.2	1.4	3.9	(3)	
	3531-99811	All other construction machinery and equipment.....	12/80	100.8	101.9	102.8	.9	1.6	4.1	(3)	
	3531-XY9	Contract work and other miscellaneous receipts.....	12/80	(3)	104.5	108.3	3.7	(3)	(3)	(3)	
	3531-5	Secondary products.....	12/80	103.3	106.4	108.5	1.9	2.0	5.7	(3)	
3532		Mining machinery and equipment.....	06/81	(3)	100.0	100.6	.6	(3)	(3)	(3)	
	3532-P	Primary products.....	06/81	(3)	100.0	100.8	.8	(3)	(3)	(3)	
	3532-5	Underground mining machinery.....	06/81	(3)	100.0	101.5	1.5	(3)	(3)	(3)	
	3532-562	Loading machines, underground mine.....	06/81	(3)	100.0	100.8	.8	(3)	(3)	(3)	
	3532-56236	Shovel type, including scoops, shovels, buckets, slusher types and all others.....	06/81	(3)	100.0	100.0	0	(3)	(3)	(3)	
	3532-572	Tractors and trucks, battery powered, rubber tired, 2 and 4 wheel.....	06/81	(3)	100.0	100.0	0	(3)	(3)	(3)	
	3532-579	Other underground mining machinery, n.e.c., except parts.....	06/81	(3)	100.0	103.8	3.8	(3)	(3)	(3)	
	3532-6	Mineral classifying, flotation, separating, concentrating, cleaning, clarifying equipment.....	06/81	(3)	100.0	99.9	-.1	(3)	(3)	(3)	
	3532-671	All other mineral beneficiation machinery and equipment, n.e.c.....	06/81	(3)	100.0	99.8	-.2	(3)	(3)	(3)	
	3532-7	Crushing, pulverizing, and screening machinery.....	06/81	(3)	100.0	101.6	1.6	(3)	(3)	(3)	

See footnotes at end of table

Table 4. Continued—Producer price indexes for the net output of selected industries and their products

Industry code	Product code	Industry and product 1/	Index base	Index			Percent change to July 1981 from --				
				Mar. 1981 2/	June 1981 2/	July 1981 2/	June 1981	Apr. 1981	Jan. 1981	July 1980	
3532		Mining machinery and equipment.....									
	3532-727	(Cont'd) Crushers, stationary types, including crushers mounted on skids.....	06/81	(3)	100.0	102.7	2.7	(3)	(3)	(3)	(3)
	3532-727 11	Syratory crushers, all types.....	06/81	(3)	100.0	102.4	2.4	(3)	(3)	(3)	(3)
	3532-728	Grinding mills, ball and rod.....	06/81	(3)	100.0	100.2	.2	(3)	(3)	(3)	(3)
	3532-755	Screens, vibrating, trommel, mine type.....	06/81	(3)	100.0	100.0	0	(3)	(3)	(3)	(3)
	3532-8	Drills and other mining machinery, except parts.....	06/81	(3)	100.0	100.3	.3	(3)	(3)	(3)	(3)
	3532-823	Rock drills (percussion type), include stepper, drifters, air leg drills, and rubber tire.....	06/81	(3)	100.0	99.7	-.3	(3)	(3)	(3)	(3)
	3532-863	Other drills, tools and supplies for drills (sold separately).....	06/81	(3)	(3)	(3)	(3)	(3)	(3)	(3)	(3)
	3532-9	Parts and attachments for mining machinery and equipment.....	06/81	(3)	100.0	100.4	.4	(3)	(3)	(3)	(3)
	3532-975	Parts and attachments for mining machinery sold separately, excluding drills.....	06/81	(3)	100.0	100.4	.4	(3)	(3)	(3)	(3)
	3532-989	Percussion rock drill bits.....	06/81	(3)	100.0	100.7	.7	(3)	(3)	(3)	(3)
	3532-989 31	Containing tungsten carbide.....	06/81	(3)	100.0	100.0	0	(3)	(3)	(3)	(3)
	3532-M	Miscellaneous receipts.....	06/81	(3)	100.0	100.0	0	(3)	(3)	(3)	(3)
	3532-789	Rebales.....	06/81	(3)	100.0	100.0	0	(3)	(3)	(3)	(3)
	3532-5	Secondary products.....	06/81	(3)	100.0	100.1	.1	(3)	(3)	(3)	(3)
	3531-5	Construction machinery.....	06/81	(3)	100.0	99.8	-.2	(3)	(3)	(3)	(3)
	3532-555	Other secondary products.....	06/81	(3)	100.0	100.2	.2	(3)	(3)	(3)	(3)
3533		Oilfield and gasfield machinery and equipment.....	12/80	104.8	107.9	109.0	1.0	3.3	7.2	(3)	(3)
	3533-P	Primary products.....	12/80	105.4	108.5	109.6	1.0	2.9	7.6	(3)	(3)
	3533-3	Oilfield and gasfield production machinery and equipment.....	12/80	103.9	109.2	111.2	1.8	4.3	7.5	(3)	(3)
	3533-31	On-land and offshore bottom support wellhead equipment.....	12/80	99.8	107.5	111.8	4.0	9.3	11.7	(3)	(3)
	3533-312	Christmas-tree assemblies with tubing heads and casing heads.....	12/80	99.7	107.3	112.4	4.8	11.3	12.4	(3)	(3)
	3533-315	Valves, chokes, and manifolds.....	12/80	100.8	107.6	107.9	.3	6.7	7.0	(3)	(3)
	3533-362	Permanet packers and accessories.....	12/80	109.1	110.4	110.4	0	1.1	1.1	(3)	(3)
	3533-363	Retrievable packers.....	12/80	104.1	107.7	108.2	.5	3.9	3.9	(3)	(3)
	3533-389	Other production equipment and parts.....	12/80	103.3	(3)	(3)	(3)	(3)	(3)	(3)	(3)
	3533-6	Oilfield and gasfield drilling machinery and equipment.....	12/80	106.3	108.1	108.6	.5	2.0	7.6	(3)	(3)
	3533-61	Surface oil and gasfield drilling machinery and equipment.....	12/80	103.4	106.3	107.4	1.0	3.9	6.5	(3)	(3)
	3533-613	Wheel-mounted drilling and well-servicing rigs.....	12/80	(3)	(3)	(3)	(3)	(3)	(3)	(3)	(3)
	3533-617	Blowout preventers and accessories.....	12/80	(3)	106.5	106.5	0	(3)	(3)	(3)	(3)
	3533-619	Other surface drilling equipment and parts.....	12/80	105.6	107.0	107.8	.7	2.0	7.7	(3)	(3)
	3533-641	Bits.....	12/80	111.0	111.0	111.0	0	0	10.9	(3)	(3)
	3533-64101	Tungsten-carbide insert bits.....	12/80	107.7	107.7	107.7	0	0	7.7	(3)	(3)
	3533-64103	Other bits, including diamond bits.....	12/80	105.8	105.8	(3)	(3)	(3)	(3)	(3)	(3)
	3533-644	Tool joints, subs and connectors.....	12/80	115.2	115.2	115.4	.1	0	14.5	(3)	(3)
	3533-649	Other subsurface drilling equipment and parts.....	12/80	101.7	106.0	106.1	.1	2.8	4.3	(3)	(3)
	3533-64903	Other subsurface drilling equipment and parts, n.e.c.....	12/80	102.3	105.5	105.5	0	1.1	3.0	(3)	(3)
	3533-671	Cementing equipment.....	12/80	104.3	(3)	102.7	(3)	1.6	1.6	(3)	(3)
	3533-M	Miscellaneous receipts.....	12/80	102.4	104.8	107.1	2.2	4.5	5.6	(3)	(3)
	3533-X98	Other miscellaneous receipts.....	12/80	104.0	107.8	111.6	3.5	7.3	9.1	(3)	(3)
	3533-5	Secondary products.....	12/80	102.9	106.8	106.8	0	5.5	6.1	(3)	(3)
	3533-555	Other secondary products.....	12/80	102.7	106.6	(3)	(3)	(3)	(3)	(3)	(3)
	3561-5	Pumps and pumping equipment.....	12/80	103.8	107.4	(3)	(3)	(3)	(3)	(3)	(3)
3534		Elevators and moving stairways.....	06/81	(3)	100.0	100.1	.1	(3)	(3)	(3)	(3)
	3534-P	Primary products.....	06/81	(3)	100.0	100.1	.1	(3)	(3)	(3)	(3)
	3534-1	Elevators and moving stairways, parts and attachments.....	06/81	(3)	100.0	100.1	.1	(3)	(3)	(3)	(3)
	3534-105	Geared electric passenger elevators, except residence lifts.....	06/81	(3)	(3)	(3)	(3)	(3)	(3)	(3)	(3)
	3534-112	Hydraulic passenger elevators.....	06/81	(3)	(3)	(3)	(3)	(3)	(3)	(3)	(3)
	3534-114	Freight elevators.....	06/81	(3)	100.0	100.1	.1	(3)	(3)	(3)	(3)
	3534-114 15	Hydraulic freight elevators.....	06/81	(3)	100.0	100.3	.3	(3)	(3)	(3)	(3)

See footnotes at end of table

Table 4. Continued—Producer price indexes for the net output of selected industries and their products

Industry code	Product code	Industry and product 1/	Index base	Index			Percent change to July 1981 from --				
				Mar. 1981 2/	June 1981 2/	July 1981 2/	June 1981	Apr. 1981	Jan. 1981	July 1980	
3534		Elevators and moving stairways.....									
	3534-197	(Cont'd) Parts and attachments for elevators and moving stairways (sold separately).....	06/81	(3)	(3)	(3)	(3)	(3)	(3)	(3)	(3)
3537		Industrial trucks and tractors.....	12/79	112.4	114.6	116.0	1.2	2.5	4.5	(3)	
	3537-P	Primary products.....	12/79	112.1	114.7	116.2	1.3	2.6	4.7	9.5	
	3537-1	Industrial trucks and tractors, motorized and hand powered.....	12/79	111.7	114.3	116.2	1.7	3.1	5.5	10.0	
	3537-1A	Internal combustion trucks and tractors..	12/79	112.0	113.7	116.0	2.0	2.4	5.4	(3)	
	3537-13	Internal combustion trucks.....	12/79	111.8	113.6	115.9	2.0	2.4	5.4	9.8	
	3537-136	Internal combustion trucks, under 6000 lb. capacity.....	12/79	(3)	112.7	(3)	(3)	(3)	(3)	(3)	
	3537-137	Internal combustion trucks, 6000 - 14,999 lb. capacity.....	12/79	112.9	114.0	116.7	2.4	(3)	6.3	10.1	
	3537-138	Internal combustion trucks, over 14,999 lb. capacity.....	12/79	(3)	115.8	118.0	1.9	2.4	5.3	10.2	
	3537-111	Motorized handtrucks.....	12/79	(3)	(3)	(3)	(3)	(3)	(3)	(3)	
	3537-123	Operator-riding electric trucks.....	12/79	111.3	114.4	(3)	(3)	(3)	(3)	(3)	
	3537-16	Handlift trucks, handtrucks, trailers, and dollies.....	12/79	114.7	123.2	122.5	-.6	6.3	7.4	10.4	
	3537-165	Other handtrucks, trailers, and dollies.	12/79	114.6	122.8	121.9	-.7	(3)	(3)	10.5	
	3537-2	Parts, attachments and miscellaneous equipment.....	12/79	114.0	116.3	116.7	.3	1.1	2.5	8.2	
	3537-S	Secondary products.....	12/79	115.3	115.0	115.0	0	1.3	2.2	7.6	
	3537-5	Construction machinery.....	01/80	108.7	110.3	110.3	0	1.5	2.1	(3)	
	3537-555	All other secondary products.....	12/79	116.3	115.2	(3)	(3)	(3)	(3)	(3)	
3542		Metal forming machine tools.....	06/81	(3)	100.0	100.6	.6	(3)	(3)	(3)	
	3542-P	Primary products.....	06/81	(3)	100.0	100.6	.6	(3)	(3)	(3)	
	3542-1	Punching, bending, and forming machines..	06/81	(3)	100.0	101.7	1.7	(3)	(3)	(3)	
	3542-111	Punching machinery.....	06/81	(3)	100.0	100.0	0	(3)	(3)	(3)	
	3542-11111	Fixed position punching machines.....	06/81	(3)	(3)	(3)	(3)	(3)	(3)	(3)	
	3542-121	Shearing machinery.....	06/81	(3)	100.0	103.5	3.5	(3)	(3)	(3)	
	3542-12111	Plate shearing machinery.....	06/81	(3)	100.0	103.2	3.2	(3)	(3)	(3)	
	3542-131	Bending and forming machinery.....	06/81	(3)	100.0	101.8	1.8	(3)	(3)	(3)	
	3542-13112	Rolls: angles, bars and shapes bending..	06/81	(3)	(3)	(3)	(3)	(3)	(3)	(3)	
	3542-13113	Press brakes.....	06/81	(3)	100.0	101.9	1.9	(3)	(3)	(3)	
	3542-13116	Other bending and forming machinery.....	06/81	(3)	100.0	100.9	.9	(3)	(3)	(3)	
	3542-2	Mechanical and hydraulic presses.....	06/81	(3)	100.0	100.5	.5	(3)	(3)	(3)	
	3542-211	Mechanical presses.....	06/81	(3)	100.0	100.5	.5	(3)	(3)	(3)	
	3542-21111	Open inclinable presses, mechanical.....	06/81	(3)	100.0	100.1	.1	(3)	(3)	(3)	
	3542-21112	Vertical presses, mechanical.....	06/81	(3)	100.0	101.2	1.2	(3)	(3)	(3)	
	3542-21113	Other mechanical presses.....	06/81	(3)	100.0	100.0	0	(3)	(3)	(3)	
	3542-3	Other metal forming machine tools and forging machines, except forging presses.	06/81	(3)	100.0	100.0	0	(3)	(3)	(3)	
	3542-312	Other metal forming machine tools.....	06/81	(3)	100.0	101.7	1.7	(3)	(3)	(3)	
	3542-31213	All other metal forming machine tools...	06/81	(3)	(3)	(3)	(3)	(3)	(3)	(3)	
	3542-4	Rebuilt metal forming machine tools and parts for metal forming machine tools...	06/81	(3)	100.0	100.0	0	(3)	(3)	(3)	
	3542-413	Parts for metal forming machine tools....	06/81	(3)	100.0	100.1	.1	(3)	(3)	(3)	
	3542-S	Secondary products.....	06/81	(3)	100.0	100.1	.1	(3)	(3)	(3)	
	3542-555	Other secondary products.....	06/81	(3)	(3)	(3)	(3)	(3)	(3)	(3)	
3544		Special dies and tools, die sets, jigs and industrial molds.....	06/81	(3)	100.0	101.3	1.3	(3)	(3)	(3)	
	3544-P	Primary products.....	06/81	(3)	100.0	100.9	.9	(3)	(3)	(3)	
	3544-1	Special dies and tools, die sets, jigs and fixtures.....	06/81	(3)	100.0	100.6	.6	(3)	(3)	(3)	
	3544-1A	Jigs and fixtures, all types.....	06/81	(3)	100.0	100.0	0	(3)	(3)	(3)	
	3544-118	All other jigs and fixtures (holding, positioning, layout, assembly), 1,000 pounds and over.....	06/81	(3)	100.0	100.0	0	(3)	(3)	(3)	
	3544-11802	Other jigs and fixtures.....	06/81	(3)	100.0	100.0	0	(3)	(3)	(3)	
	3544-119	Standard catalog components and parts for jigs and fixtures, including drill bushings.....	06/81	(3)	100.0	100.0	0	(3)	(3)	(3)	
	3544-1B	Dies.....	06/81	(3)	100.0	100.9	.9	(3)	(3)	(3)	
	3544-1E	Forming and drawing dies.....	06/81	(3)	100.0	100.5	.5	(3)	(3)	(3)	
	3544-1F	Stamping dies, including lamination and blanking dies.....	06/81	(3)	100.0	101.4	1.4	(3)	(3)	(3)	

See footnotes at end of table

Table 4. Continued—Producer price indexes for the net output of selected industries and their products

Industry code	Product code	Industry and product 1/	Index base	Index			Percent change to July 1981 from --				
				Mar. 1981 2/	June 1981 2/	July 1981 2/	June 1981	Apr. 1981	Jan. 1981	July 1980	
3544		Special dies and tools, die sets, jigs and industrial molds.....									
	3544-129	(Cont'd) All other stamping type dies (punch, trim, notch, perforate, etc.).....	06/81	(3)	100.0	100.0	0.0	(3)	(3)	(3)	
	3544-149	All other dies.....	06/81	(3)	100.0	100.0	0	(3)	(3)	(3)	
	3544-14907	Other dies.....	06/81	(3)	100.0	100.0	0	(3)	(3)	(3)	
	3544-179	Other components and parts for dies, including standard punches, springs, etc.....	06/81	(3)	100.0	100.0	0	(3)	(3)	(3)	
	3544-17902	Other components and parts.....	06/81	(3)	100.0	100.0	0	(3)	(3)	(3)	
	3544-2	Industrial molds.....	06/81	(3)	100.0	101.6	1.6	(3)	(3)	(3)	
	3544-2M	Industrial molds for casting metals.....	06/81	(3)	100.0	100.0	0	(3)	(3)	(3)	
	3544-211	Diecasting molds.....	06/81	(3)	(3)	(3)	(3)	(3)	(3)	(3)	
	3544-20	Industrial molds for plastic products.....	06/81	(3)	100.0	101.2	1.2	(3)	(3)	(3)	
	3544-251	Injection molds for plastic products.....	06/81	(3)	100.0	101.2	1.2	(3)	(3)	(3)	
	3544-25101	For 1,000,000 or more cycles.....	06/81	(3)	100.0	101.6	1.6	(3)	(3)	(3)	
	3544-11	Miscellaneous receipts.....	06/81	(3)	100.0	100.0	0	(3)	(3)	(3)	
	3544-5	Secondary products.....	06/81	(3)	100.0	107.2	7.2	(3)	(3)	(3)	
	3544-555	Other secondary products.....	06/81	(3)	100.0	109.0	9.0	(3)	(3)	(3)	
3546		Power driven hand tools.....	12/80	105.3	106.6	107.4	.7	1.2	3.9	(3)	
	3546-P	Primary products.....	12/80	104.8	106.3	106.7	.3	.8	2.8	(3)	
	3546-1	Power driven hand tools, electric.....	12/80	103.8	105.4	105.8	.4	.4	2.6	(3)	
	3546-112	Circular saws: armature mounted primarily on sleeve bearings.....	12/80	101.0	101.5	101.5	0	.4	.4	(3)	
	3546-122	Screwdrivers and nutrunners.....	12/80	101.6	101.6	101.6	0	0	0	(3)	
	3546-124	Hammers, percussion and rotary, without drill chuck.....	12/80	101.3	(3)	103.1	(3)	0	1.8	(3)	
	3546-125	Impact wrenches.....	12/80	102.2	108.5	109.2	.7	.7	6.8	(3)	
	3546-127	Planers and routers.....	12/80	102.4	102.4	102.4	0	0	0	(3)	
	3546-135	Other elec.-powered hand tools; incl. shears & nibblers, electric chain saws, hammer drills.....	12/80	103.6	107.8	107.3	0	.9	4.1	(3)	
	3546-136	Parts, attachments and accessories for electric-powered hand tools (sold separately).....	12/80	100.2	104.9	104.9	0	0	4.8	(3)	
	3546-181	Drills: armature mounted primarily on sleeve bearings.....	12/80	106.6	106.9	106.9	0	-.8	.2	(3)	
	3546-18103	Over 1/4 inch chuck size to under 1/2 inch.....	12/80	107.3	107.7	107.7	0	-1.2	.4	(3)	
	3546-182	Drills: armature mounted primarily on other than sleeve bearings.....	12/80	110.0	110.1	110.6	.5	.5	7.6	(3)	
	3546-18207	Over 1/4 inch chuck size to under 1/2 inch.....	12/80	105.2	105.4	106.5	1.0	1.0	1.3	(3)	
	3546-183	Grinders, polishers, and circular sanders except bench grinders.....									
	3546-18326	Right angle grinders, polishers, and circular sanders.....	12/80	102.2	(3)	102.9	(3)	.7	.7	(3)	
	3546-184	Sanders.....	12/80	101.0	101.0	103.1	2.1	2.1	.3	(3)	
	3546-18433	Belt.....	12/80	100.7	100.7	102.5	1.8	1.8	-1.9	(3)	
	3546-18434	Oscillating, reciprocating and vibrating.....	12/80	101.3	101.3	103.6	2.3	2.3	2.3	(3)	
	3546-185	Circular saws: armature mounted primarily on other than sleeve bearings.....	12/80	106.8	107.5	108.3	.8	.8	1.4	(3)	
	3546-18516	Between 7 inch and 8 inch blade.....	12/80	107.5	107.5	108.7	1.0	1.0	1.0	(3)	
	3546-186	Saws - jigs, saber, reciprocating.....	12/80	(3)	108.2	108.2	0	(3)	0	(3)	
	3546-18618	Armature mounted primarily on ball bearings.....	12/80	(3)	104.3	104.3	0	(3)	(3)	(3)	
	3546-2	Power driven hand tools, pneumatic, hydraulic and powder actuated.....	12/80	104.2	106.9	107.6	.6	2.8	6.2	(3)	
	3546-237	Percussion tools.....	12/80	109.1	109.1	109.1	0	0	2.9	(3)	
	3546-238	Drills, screwdrivers, nutrunners.....	12/80	101.4	103.9	106.7	2.7	5.2	5.9	(3)	
	3546-243	Grinders, polishers, sanders.....	12/80	103.7	106.2	107.6	1.4	3.8	7.2	(3)	
	3546-249	Other pneumatic powered hand tools include hydraulic.....	12/80	109.9	109.9	109.9	0	0	7.7	(3)	
	3546-251	Parts, attachments, and accessories for pneumatic, hydraulic and powder actuated tools.....	12/80	(3)	109.6	109.6	0	3.5	(3)	(3)	
	3546-5	Secondary products.....	12/80	103.7	105.4	107.1	1.7	2.2	4.1	(3)	
3552		Textile machinery.....	12/80	106.2	107.3	108.4	1.1	1.7	4.0	(3)	
	3552-P	Primary products.....	12/80	105.7	107.9	108.8	.8	1.5	3.8	(3)	
	3552-1	Textile machinery.....	12/80	105.0	105.8	107.3	1.5	1.3	3.9	(3)	

See footnotes at end of table

Table 4. Continued—Producer price indexes for the net output of selected industries and their products

Industry code	Product code	Industry and product 1/	Index base	Index			Percent change to July 1981 from --				
				Mar. 1981 2/	June 1981 2/	July 1981 2/	June 1981	Apr. 1981	Jan. 1981	July 1980	
3552		Textile machinery.....									
	3552-116	(Cont'd) Cleaning, opening, and card room equipment.....	12/80	110.2	110.4	110.4	0.0	0	3.3	(3)	
	3552-185	Bleaching, dyeing, and finishing equipment.....	12/80	104.7	105.5	105.5	0	.8	2.1	(3)	
	3552-187	Machines for drying stocks, yarn, and cloth.....	12/80	103.7	103.7	107.3	3.4	3.4	3.8	(3)	
	3552-199	Other textile machinery.....	12/80	101.4	(3)	(3)	(3)	(3)	(3)	(3)	
	3552-2	Parts and attachments for textile machinery.....	12/80	108.4	110.2	110.4	.2	1.7	3.8	(3)	
	3552-211	Textile machinery turnings and shapes.....	12/80	114.7	117.6	117.2	-.4	2.1	2.1	(3)	
	3552-232	Parts and attachments for other fiber to fabric and fabric machinery.....	12/80	121.4	123.8	123.8	0	1.9	2.8	(3)	
	3552-241	Parts and attachments for power looms.....	12/80	106.7	(3)	(3)	(3)	(3)	(3)	(3)	
	3552-271	Parts and attachments for bleaching, dyeing and finishing machinery.....	12/80	104.9	105.9	106.9	1.0	1.0	4.2	(3)	
	3552-299	Parts and attachments for other textile machinery.....	12/80	101.4	101.8	101.8	0	.4	1.8	(3)	
	3552-S	Secondary products.....	12/80	103.9	(3)	106.2	(3)	2.6	4.7	(3)	
3553		Woodworking machinery.....	12/80	101.4	102.3	101.0	-1.3	-1.0	.5	(3)	
	3553-P	Primary products.....	12/80	101.4	102.3	104.4	2.0	2.4	4.0	(3)	
	3553-1	Woodworking machinery, excluding home workshop and power-driven handtools.....	12/80	101.4	103.0	103.4	.4	1.2	3.5	(3)	
	3553-112	Sawmill equipment.....	12/80	103.0	(3)	(3)	(3)	(3)	(3)	(3)	
	3553-162	Sawing machines, except sawmill equipment	12/80	104.0	(3)	(3)	(3)	(3)	(3)	(3)	
	3553-173	Straight-line machinery, including jointers, moulders, planers, sanders, surfacers, etc.....	12/80	104.2	(3)	107.8	(3)	(3)	6.9	(3)	
	3553-175	Boring machinery, carving machinery, dovetailers, mortisers, routers, shapers, and tenoners.....	12/80	100.3	101.5	106.0	4.4	5.0	2.1	(3)	
	3553-185	Parts, attachments and accessories: cutting tools other than saw blades.....	12/80	100.0	102.6	108.7	5.9	8.7	(3)	(3)	
	3553-187	All other parts, attachments, and accessories, excluding saw blades.....	12/80	98.2	(3)	100.2	(3)	1.1	5.1	(3)	
	3553-198	Other woodworking machinery, including lathes, drilling machines, jointers, planers, etc.....	12/80	100.0	101.9	101.9	0	(3)	1.9	(3)	
	3553-S	Secondary products.....	12/80	101.5	101.9	102.4	.4	(3)	1.6	(3)	
3567		Industrial process furnaces and ovens.....	06/81	(3)	100.0	100.4	.4	(3)	(3)	(3)	
	3567-P	Primary products.....	06/81	(3)	100.0	100.4	.4	(3)	(3)	(3)	
	3567-1	Electric industrial furnaces and ovens, excluding induction and dielectric.....	06/81	(3)	100.0	100.0	0	(3)	(3)	(3)	
	3567-1A	Electric metal processing industrial furnaces and ovens.....	06/81	(3)	100.0	100.0	0	(3)	(3)	(3)	
	3567-121	Electric metal heat-treating furnaces.....	06/81	(3)	100.0	100.0	0	(3)	(3)	(3)	
	3567-1B	Electric nonmetallic processing industrial furnaces and ovens.....									
	3567-171	Excluding wood, cement and chemical processing kilns, but including other kilns and lehrs.....	06/81	(3)	100.0	100.0	0	(3)	(3)	(3)	
	3567-2	Fuel-fired industrial furnaces and ovens, oil or gas.....	06/81	(3)	100.0	100.1	.1	(3)	(3)	(3)	
	3567-2A	Fuel-fired metal processing industrial furnaces and ovens.....	06/81	(3)	100.0	100.2	.2	(3)	(3)	(3)	
	3567-221	Fuel-fired metal heat-treating furnaces.....	06/81	(3)	100.0	100.2	.2	(3)	(3)	(3)	
	3567-22102	Atmosphere controlled heat-treating furnaces.....	06/81	(3)	100.0	100.2	.2	(3)	(3)	(3)	
	3567-241	Fuel-fired industrial ovens for metal processing.....									
	3567-24102	Continuous fuel-fired ovens for metal processing.....	06/81	(3)	100.0	100.1	.1	(3)	(3)	(3)	
	3567-4	High frequency induction and dielectric furnaces and heating equipment.....	06/81	(3)	100.0	100.6	.6	(3)	(3)	(3)	
	3567-417	Metal melting line type induction furnaces.....	06/81	(3)	100.0	100.6	.6	(3)	(3)	(3)	
	3567-41701	Metal melting line type induction furnaces, ferrous.....	06/81	(3)	100.0	100.6	.6	(3)	(3)	(3)	

See footnotes at end of table

Table 4. Continued—Producer price indexes for the net output of selected industries and their products

Industry code	Product code	Industry and product 1/	Index base	Index			Percent change to July 1981 from --				
				Mar. 1981 2/	June 1981 2/	July 1981 2/	June 1981	Apr. 1981	Jan. 1981	July 1980	
3567		Industrial process furnaces and ovens..... (Cont'd)									
	3567-5	Other electric heating units for industrial use and all parts, attachments, and components.....	06/81	(3)	100.0	100.9	0.9	(3)	(3)	(3)	
	3567-551	Tubular heaters.....	06/81	(3)	100.0	101.0	1.0	(3)	(3)	(3)	
	3567-559	Other industrial electric heating units, including strip, space, ring & immersion heaters.....	06/81	(3)	100.0	101.6	1.6	(3)	(3)	(3)	
	3567-591	Parts, attachments and components for industrial furnaces and ovens and heating units.....	06/81	(3)	100.0	100.0	0	(3)	(3)	(3)	
	3567-5	Secondary products.....	06/81	(3)	100.0	100.0	0	(3)	(3)	(3)	
3576		Scales and balances except laboratory.....	12/80		102.9	105.6	103.9	-1.6	.2	2.7	(3)
	3576-P	Primary products.....	12/80		103.0	104.8	103.0	-1.7	-.8	1.8	(3)
	3576-1	Motor truck scales.....	12/80		102.0	110.1	110.1	0	10.5	10.1	(3)
	3576-3	Industrial scales.....	12/80		103.1	104.0	99.4	-4.4	-4.4	-2.1	(3)
	3576-321	Bench and portable scales.....	12/80		105.8	109.3	(3)	(3)	(3)	(3)	(3)
	3576-323	Floor scales.....	12/80		103.1	103.1	(3)	(3)	(3)	(3)	(3)
	3576-329	Miscellaneous industrial scales, incl. crane, suspension, tank, hopper, & conveyor.....	12/80		101.2	101.2	90.2	-10.9	-10.9	-9.8	(3)
	3576-5	Personal, household scales.....	12/80		107.5	107.5	108.7	1.1	1.1	5.2	(3)
	3576-541	Bathroom scales.....	12/80		107.4	107.5	.1	(3)	(3)	(3)	(3)
	3576-6	Mailing scales.....	12/80		103.0	103.0	0	0	0	0	(3)
	3576-7	Accessories and attachments for scales and balances.....	12/80		101.9	101.9	101.9	0	0	.4	(3)
	3576-8	Parts for scales and balances.....	12/80		100.0	102.8	102.8	0	0	2.8	(3)
	3576-5	Secondary products.....	12/80		100.1	129.0	129.0	0	28.8	28.8	(3)
3612		Transformers.....	06/81	(3)	100.0	101.4	101.4	1.4	(3)	(3)	(3)
	3612-P	Primary products.....	06/81	(3)	100.0	101.6	101.6	1.6	(3)	(3)	(3)
	3612-1	Distribution transformers.....	06/81	(3)	100.0	99.8	99.8	-.2	(3)	(3)	(3)
	3612-101	Liquid immersed.....	06/81	(3)	100.0	100.5	100.5	.5	(3)	(3)	(3)
	3612-10111	Pole type, 500 KVA or less, single phase.....	06/81	(3)	100.0	99.4	99.4	-.6	(3)	(3)	(3)
	3612-10112	Pad mount, 500 KVA or less, single phase.....	06/81	(3)	100.0	104.4	104.4	4.4	(3)	(3)	(3)
	3612-2	Power transformers.....	06/81	(3)	100.0	104.4	104.4	4.4	(3)	(3)	(3)
	3612-201	Small power transformers, one and three phase.....	06/81	(3)	100.0	104.3	104.3	4.3	(3)	(3)	(3)
	3612-202	Large power transformers, one and three phase, liquid immersed.....	06/81	(3)	100.0	104.5	104.5	4.5	(3)	(3)	(3)
	3612-3	Fluorescent lamp ballasts.....	06/81	(3)	100.0	100.0	100.0	0	(3)	(3)	(3)
	3612-301	Uncorrected power factor type.....	06/81	(3)	100.0	100.0	100.0	0	(3)	(3)	(3)
	3612-302	Corrected power factor type.....	06/81	(3)	100.0	100.0	100.0	0	(3)	(3)	(3)
	3612-4	Specialty and all other transformers.....	06/81	(3)	100.0	100.4	100.4	.4	(3)	(3)	(3)
	3612-401	Open core and coil, and all units and-buil enclosed, 250 KVA and less.....	06/81	(3)	100.0	100.3	100.3	.3	(3)	(3)	(3)
	3612-404	General purpose, one and three phase.....	06/81	(3)	100.0	101.6	101.6	1.6	(3)	(3)	(3)
	3612-406	All other transformers including luminous tube and ignition, and saturable core reactors.....	06/81	(3)	100.0	99.8	99.8	-.2	(3)	(3)	(3)
3631		Household cooking equipment and parts.....	06/81	(3)	100.0	99.7	99.7	-.3	(3)	(3)	(3)
	3631-P	Primary products.....	06/81	(3)	100.0	99.7	99.7	-.3	(3)	(3)	(3)
	3631-1	Electric, electronic, and microwave household cooking units and parts.....	06/81	(3)	100.0	98.8	98.8	-1.2	(3)	(3)	(3)
	3631-1A	Free-standing electric ranges and ovens.....	06/81	(3)	100.0	101.0	101.0	1.0	(3)	(3)	(3)
	3631-112	Free-standing ranges 23 to 32 inches in width.....	06/81	(3)	100.0	101.0	101.0	1.0	(3)	(3)	(3)
	3631-11201	Low oven.....	06/81	(3)	100.0	101.0	101.0	1.0	(3)	(3)	(3)
	3631-1B	Other than free-standing electric ranges.....	06/81	(3)	100.0	102.7	102.7	2.7	(3)	(3)	(3)
	3631-3	Gas household units and parts.....	06/81	(3)	100.0	101.7	101.7	1.7	(3)	(3)	(3)
	3631-3A	Standard type gas ranges.....	06/81	(3)	100.0	101.8	101.8	1.8	(3)	(3)	(3)
	3631-312	Free-standing gas ranges.....	06/81	(3)	100.0	102.0	102.0	2.0	(3)	(3)	(3)
	3631-31213	Free-standing gas ranges over 24 to 32 inches in width.....	06/81	(3)	100.0	101.3	101.3	1.3	(3)	(3)	(3)
	3631-319	Surface cooktops.....	06/81	(3)	100.0	100.0	100.0	0	(3)	(3)	(3)
	3631-3B	Nonstandard type gas ranges.....	06/81	(3)	(3)	(3)	(3)	(3)	(3)	(3)	(3)
	3631-323	Slide-in or drop-in.....	06/81	(3)	(3)	(3)	(3)	(3)	(3)	(3)	(3)

See footnotes at end of table

Table 4. Continued—Producer price indexes for the net output of selected industries and their products

Industry code	Product code	Industry and product 1/	Index base	Index			Percent change to July 1981 from --				
				Mar. 1981 2/	June 1981 2/	July 1981 2/	June 1981	Apr. 1981	Jan. 1981	July 1980	
3631		Household cooking equipment and parts..... (Cont'd)									
	3631-4	Outdoor cooking equipment and all other household cooking equipment except gas and electric.....	06/81	(3)	100.0	101.0	1.0	(3)	(3)	(3)	(3)
	3631-4A	Outdoor cooking equipment.....	06/81	(3)	100.0	101.0	1.0	(3)	(3)	(3)	(3)
	3631-412	Portable outdoor cooking units.....	06/81	(3)	100.0	101.3	1.3	(3)	(3)	(3)	(3)
	3631-41211	Solid fuel consuming.....	06/81	(3)	100.0	102.1	2.1	(3)	(3)	(3)	(3)
	3631-41213	Other fuel consuming.....	06/81	(3)	100.0	101.1	1.1	(3)	(3)	(3)	(3)
3633		Household laundry equipment.....	12/79	111.3	113.2	113.4	.2	1.8	2.5	8.0	
	3633-P	Primary products.....	12/79	112.1	113.9	114.1	.2	1.7	2.5	8.5	
	3633-1	Household mechanical washing machines, dryers, and washer-dryer combinations....	12/79	111.9	112.4	112.6	.2	.5	1.4	7.7	
	3633-1A	Washing machines, mechanical, electric....	12/79	110.2	110.9	111.0	0	.5	1.1	8.1	
	3633-131	Full and semi-automatic.....	12/79	110.1	110.8	110.8	0	(3)	1.1	8.3	
	3633-15	Dryers, mechanical.....	12/79	115.0	115.1	115.6	.5	.5	1.9	6.8	
	3633-151	Gas.....	12/79	111.7	106.3	110.5	3.9	-1.6	2.2	5.5	
	3633-155	Electric.....	12/79	116.2	118.1	117.4	-1.5	.8	1.8	(3)	
	3633-3	Other equipment and parts.....									
	3633-396	Parts, attachments, & accessories for household laundry equipment.....	12/79	114.3	125.1	125.1	0	9.5	9.5	13.4	
	3633-5	Secondary products.....	12/79	106.9	109.1	109.5	.4	2.4	2.8	5.0	
3646		Commercial lighting fixtures.....	06/81	(3)	100.0	98.9	-1.1	(3)	(3)	(3)	
	3646-P	Primary products.....	06/81	(3)	100.0	100.0	0	(3)	(3)	(3)	
	3646-2	Electric lighting fixtures, commercial and institutional types.....	06/81	(3)	100.0	100.1	.1	(3)	(3)	(3)	
	3646-201	Incandescent fixtures, except portable....	06/81	(3)	100.0	100.7	.7	(3)	(3)	(3)	
	3646-20111	Utilitarian and ornamental types, surface or pendant.....	06/81	(3)	100.0	100.5	.5	(3)	(3)	(3)	
	3646-20115	Utilitarian and ornamental types, recessed.....	06/81	(3)	100.0	101.2	1.2	(3)	(3)	(3)	
	3646-202	Mercury and other high-intensity discharge fixtures.....	06/81	(3)	100.0	100.0	0	(3)	(3)	(3)	
	3646-203	Fluorescent fixtures, except portable....	06/81	(3)	100.0	99.8	-2	(3)	(3)	(3)	
	3646-20351	Recessed air handling.....	06/81	(3)	100.0	100.0	0	(3)	(3)	(3)	
	3646-20353	Recessed non-air handling.....	06/81	(3)	100.0	99.2	-.8	(3)	(3)	(3)	
	3646-20354	Striplights.....	06/81	(3)	100.0	100.6	.6	(3)	(3)	(3)	
	3646-20357	Wall mounted.....	06/81	(3)	100.0	100.0	0	(3)	(3)	(3)	
	3646-20358	Surface or pendant.....	06/81	(3)	(3)	(3)	(3)	(3)	(3)	(3)	
	3646-20363	All other fluorescent fixtures.....	06/81	(3)	100.0	102.4	2.4	(3)	(3)	(3)	
	3646-204	Component or renewal parts for commercial or institutional fixtures, sold separately.....	06/81	(3)	100.0	100.0	0	(3)	(3)	(3)	
	3646-3	Electric lighting fixtures, industrial types.....	06/81	(3)	100.0	100.0	0	(3)	(3)	(3)	
	3646-305	General fixtures, except portable.....	06/81	(3)	100.0	100.0	0	(3)	(3)	(3)	
	3646-30513	Fluorescent fixtures.....	06/81	(3)	100.0	100.0	0	(3)	(3)	(3)	
	3646-5	Secondary products.....	06/81	(3)	100.0	90.8	-9.2	(3)	(3)	(3)	
	3648-5	Lighting equipment, n.e.c.....	06/81	(3)	100.0	90.8	-9.2	(3)	(3)	(3)	
3651		Radio and t.v.'s, phonographs, and related equipment.....	03/80	99.9	97.9	98.1	.2	-1.7	-1.3	-2.6	
	3651-P	Primary products.....	03/80	101.4	99.0	99.2	.2	-2.2	-1.7	-1.8	
	3651-1	Radios: home, car, and combination models.	03/80	98.5	87.7	88.0	.3	-10.8	-10.9	-11.0	
	3651-1B	Combination models.....	03/80	94.0	93.5	94.7	1.2	.4	.7	0	
	3651-112	Table and portable radio combinations, stereo and quadraphonic.....	03/80	89.3	87.9	91.2	3.7	1.1	2.3	(3)	
	3651-2	Television receivers, including combination models.....	03/80	101.0	99.6	99.9	.3	-.7	-.5	-2.1	
	3651-2A	Console and console tv receivers.....									
	3651-204	Console and console tv receiver, color.....	03/80	102.2	99.9	100.0	0	-1.2	-1.4	-2.4	
	3651-21	Table and portable.....	03/80	99.7	99.0	99.4	.5	-.4	-.1	-2.3	
	3651-215	Color, over 10 inches through 17 inches.	03/80	99.5	98.1	98.0	-.1	-1.6	-1.7	(3)	
	3651-216	Color, over 17 inches.....	03/80	99.7	99.4	100.1	.6	.2	.6	-1.5	
	3651-4	High fidelity components.....	03/80	104.1	104.5	104.4	-.1	0	.6	2.6	
	3651-4A	Phonographs, except mechanical.....	03/80	103.4	104.0	103.6	-.4	0	.7	(3)	
	3651-411	Electric phonograph, not coin operated, monophonic.....	03/80	94.6	97.3	97.3	0	3.8	-6.2	(3)	
	3651-4B	Consumer high fidelity components.....	03/80	105.6	106.0	106.0	0	0	.4	(3)	

See footnotes at end of table

Table 4. Continued—Producer price indexes for the net output of selected industries and their products

Industry code	Product code	Industry and product 1/	Index base	Index			Percent change to July 1981 from --			
				Mar. 1981 2/	June 1981 2/	July 1981 2/	June 1981	Apr. 1981	Jan. 1981	July 1980
3651		Radio and t.v.'s, phonographs, and related equipment.....								
	3651-414	(Cont'd) Phonograph cartridges and pickups.....	03/80	111.4	111.4	111.4	0.0	0	2.0	3.3
	3651-4C	Consumer audio and video recorders.....								
	3651-437	Audio tape recorders and players, cassette.....	03/80	101.6	(3)	101.6	(3)	0	1.4	(3)
	3651-5	Speakers, including public address systems	03/80	104.2	105.5	105.5	0	.4	2.2	6.6
	3651-5A	Loudspeaker systems.....	03/80	101.2	103.7	103.1	-.6	.5	1.4	8.6
	3651-556	Bookshelf type.....	03/80	92.5	97.0	95.6	-1.4	1.4	2.0	(3)
	3651-557	Floor standing.....	03/80	108.1	109.6	(3)	(3)	(3)	(3)	(3)
	3651-554	Loudspeakers sold separately.....	03/80	104.7	(3)	105.5	(3)	(3)	2.3	5.0
	3651-555	Microphones.....	03/80	111.4	112.1	112.1	0	.6	4.0	(3)
	3651-574	Public address systems.....	03/80	107.7	107.8	107.8	0	0	2.0	1.8
	3651-5	Secondary products.....	03/80	102.2	102.6	103.7	1.1	1.1	2.0	3.8
3674		Semiconductors and related devices.....	06/81	(3)	100.0	99.9	-.1	(3)	(3)	(3)
	3674-P	Primary products.....	06/81	(3)	100.0	100.0	0	(3)	(3)	(3)
	3674-1	Integrated circuits.....	06/81	(3)	100.0	100.0	0	(3)	(3)	(3)
	3674-1A	Digital monolithic integrated circuits.....	06/81	(3)	100.0	100.1	.1	(3)	(3)	(3)
	3674-12	Bipolar.....	06/81	(3)	100.0	100.0	0	(3)	(3)	(3)
	3674-121	Memory.....	06/81	(3)	100.0	100.0	0	(3)	(3)	(3)
	3674-12105	Other.....	06/81	(3)	100.0	100.0	0	(3)	(3)	(3)
	3674-122	Logic.....	06/81	(3)	100.0	100.0	0	(3)	(3)	(3)
	3674-12216	TTL (transistor transistor logic).....	06/81	(3)	100.0	100.0	0	(3)	(3)	(3)
	3674-12226	Other logic types.....	06/81	(3)	100.0	100.0	0	(3)	(3)	(3)
	3674-13	MOS (metal oxide on silicon).....	06/81	(3)	100.0	100.1	.1	(3)	(3)	(3)
	3674-13128	Microprocessor.....	06/81	(3)	100.0	99.4	-.6	(3)	(3)	(3)
	3674-132	MOS, except microprocessors.....	06/81	(3)	100.0	100.3	.3	(3)	(3)	(3)
	3674-13231	MOS memory.....	06/81	(3)	100.0	100.0	0	(3)	(3)	(3)
	3674-13232	Other MOS digital devices.....	06/81	(3)	100.0	100.6	.6	(3)	(3)	(3)
	3674-14116	Amplifier.....	06/81	(3)	(3)	(3)	(3)	(3)	(3)	(3)
	3674-14219	Interface.....	06/81	(3)	100.0	100.0	0	(3)	(3)	(3)
	3674-14117	Voltage regulator or reference.....	06/81	(3)	(3)	(3)	(3)	(3)	(3)	(3)
	3674-14218	Data conversion.....	06/81	(3)	100.0	100.0	0	(3)	(3)	(3)
	3674-14321	Special consumer and other analog integrated circuits.....	06/81	(3)	100.0	100.0	0	(3)	(3)	(3)
	3674-11	Hybrid integrated circuits.....	06/81	(3)	100.0	100.0	0	(3)	(3)	(3)
	3674-11216	Multi-chip type.....	06/81	(3)	100.0	100.0	0	(3)	(3)	(3)
	3674-2	Transistors.....	06/81	(3)	100.0	100.3	.3	(3)	(3)	(3)
	3674-21	Signal.....	06/81	(3)	100.0	100.0	0	(3)	(3)	(3)
	3674-21163	Signal.....	06/81	(3)	100.0	100.0	0	(3)	(3)	(3)
	3674-22	Resistor.....	06/81	(3)	100.0	100.5	.5	(3)	(3)	(3)
	3674-222A	Regular.....	06/81	(3)	100.0	100.5	.5	(3)	(3)	(3)
	3674-22257	10 watts and over.....	06/81	(3)	100.0	101.1	1.1	(3)	(3)	(3)
	3674-3	Diodes and rectifiers.....	06/81	(3)	100.0	100.0	0	(3)	(3)	(3)
	3674-31172	Signal diodes and assemblies.....	06/81	(3)	100.0	100.0	0	(3)	(3)	(3)
	3674-32247	Semiconductor rectifier/power diodes and assemblies.....	06/81	(3)	(3)	(3)	(3)	(3)	(3)	(3)
	3674-9	Other semiconductor devices and parts.....	06/81	(3)	100.0	99.6	-.4	(3)	(3)	(3)
	3674-91	Optoelectronic devices.....	06/81	(3)	100.0	103.8	3.8	(3)	(3)	(3)
	3674-91282	Light emitting diodes (LED).....	06/81	(3)	(3)	(3)	(3)	(3)	(3)	(3)
	3674-921	Thyristors.....	06/81	(3)	100.0	101.0	1.0	(3)	(3)	(3)
	3674-975	Semiconductor parts and semi-finished devices.....	06/81	(3)	100.0	98.7	-1.3	(3)	(3)	(3)
	3674-5	Secondary products.....	06/81	(3)	100.0	99.3	-.7	(3)	(3)	(3)
	3674-555	Other secondary products.....	06/81	(3)	100.0	99.1	-.9	(3)	(3)	(3)
	3679-5	Electronic components, n.e.c.....	06/81	(3)	100.0	100.0	0	(3)	(3)	(3)
3675		Electronic capacitors.....	06/81	(3)	100.0	100.1	.1	(3)	(3)	(3)
	3675-P	Primary products.....	06/81	(3)	100.0	100.1	.1	(3)	(3)	(3)
	3675-123	Film dielectric capacitors.....	06/81	(3)	100.0	103.9	3.9	(3)	(3)	(3)
	3675-3	Tantalum slug and wire solid dry electrolytic capacitors with metal case.....	06/81	(3)	100.0	99.0	-1.0	(3)	(3)	(3)
	3675-162	Tantalum slug and wire metal case ceramic.....	06/81	(3)	100.0	99.0	-1.0	(3)	(3)	(3)
	3675-4	Aluminum electrolytic capacitors.....	06/81	(3)	100.0	100.0	0	(3)	(3)	(3)
	3675-5	Ceramic dielectric capacitors.....	06/81	(3)	100.0	100.0	0	(3)	(3)	(3)
	3675-181	Ceramic tubular, disc, plate, and all two terminal ceramic devices.....	06/81	(3)	(3)	(3)	(3)	(3)	(3)	(3)
	3675-183	Ceramic monolithic leaded radial.....	06/81	(3)	100.0	100.0	0	(3)	(3)	(3)
	3675-184	Ceramic monolithic leaded axial.....	06/81	(3)	100.0	99.9	-.1	(3)	(3)	(3)

See footnotes at end of table

Table 4. Continued—Producer price indexes for the net output of selected industries and their products

Industry code	Product code	Industry and product 1/	Index base	Index			Percent change to July 1981 from --			
				Mar. 1981 2/	June 1981 2/	July 1981 2/	June 1981	Apr. 1981	Jan. 1981	July 1980
3676		Resistors for electronic applications.....	12/80	101.5	102.4	102.9	0.5	1.5	2.0	(3)
	3676-P	Primary products.....	12/80	101.9	102.9	103.5	.6	1.8	2.5	(3)
	3676-1	Fixed, nonwirewound, discrete resistors.....	12/80	104.2	104.9	105.1	.2	.9	5.1	(3)
	3676-1A	Metal film, standard.....	12/80	101.4	103.1	104.5	1.4	4.0	4.5	(3)
	3676-115	Other nonwirewound resistors (except carbon film and carbon composition).....	12/80	102.1	104.6	105.9	1.2	5.2	5.9	(3)
	3676-1B	Other, standard.....	12/80	(3)	99.8	99.8	0	(3)	(3)	(3)
	3676-121	Fixed, wirewound, discrete resistors.....	12/80	(3)	99.8	99.8	0	(3)	(3)	(3)
	3676-2	Precision, high temperature.....	12/80	102.4	103.1	104.5	1.4	1.3	1.6	(3)
	3676-2B	Standard type.....	12/80	102.1	104.3	104.6	.3	.2	2.2	(3)
	3676-245	Standard type.....	12/80	101.7	(3)	102.1	(3)	.5	.4	(3)
	3676-2C	Nonprecision, without taps.....	12/80	105.7	106.7	107.2	.5	.5	1.4	(3)
	3676-251	Variable, nonwirewound resistors.....	12/80	(3)	(3)	100.3	(3)	(3)	-2.3	(3)
	3676-251	Nonwirewound trimmers.....	12/80	(3)	(3)	99.0	(3)	(3)	-10.6	(3)
	3676-231	Trimmer, single turn.....	12/80	(3)	(3)	(3)	(3)	(3)	0	(3)
	3676-3	Fixed resistor networks.....	12/80	100.3	100.0	100.0	0	0	0	(3)
	3676-311	Thick film.....	12/80	100.7	100.0	100.0	0	(3)	0	(3)
	3676-6	Thin film.....	12/80	100.7	100.0	100.0	0	(3)	0	(3)
	3676-602	Secondary products.....	12/80	100.0	100.5	100.5	0	.5	.5	(3)
	3676-S									
	3678		Connectors for electronic applications.....	12/80	103.2	102.7	103.2	.5	.4	1.5
3678-P		Primary products.....	12/80	102.4	101.4	101.6	.2	-.2	.2	(3)
3678-1		Coaxial connector (radio frequency).....	12/80	101.5	101.5	101.5	0	0	(3)	(3)
3678-12101		Cylindrical connectors.....	12/80	106.2	103.5	103.9	.4	-2.4	-.5	(3)
3678-2		Heavy duty and standard.....	12/80	106.5	108.0	108.1	.2	1.5	1.5	(3)
3678-225		assembled.....	12/80	106.6	108.5	108.5	0	1.8	1.8	(3)
3678-22501		Miniature.....	12/80	107.6	100.7	101.5	.8	-5.8	-3.4	(3)
3678-229		Miniature (complete, assembled).....	12/80	107.9	108.7	111.3	2.5	2.5	10.3	(3)
3678-22901		Miniature (partially assembled or unassembled).....	12/80	107.5	97.3	(3)	(3)	(3)	(3)	(3)
3678-22902		Subminiature.....	12/80	102.8	103.6	103.6	0	0	3.1	(3)
3678-231		Subminiature (partially assembled or unassembled).....	12/80	101.9	101.9	101.9	0	0	1.7	(3)
3678-23102		Rack and panel connector (rectangular).....	12/80	100.4	101.9	101.9	0	1.6	1.6	(3)
3678-3		Subminiature and other.....	12/80	99.9	101.4	101.4	0	1.7	1.6	(3)
3678-338		Subminiature and other (complete, assembled).....	12/80	99.2	100.4	100.4	0	1.7	1.5	(3)
3678-33801		Subminiature and other (partially assembled or unassembled).....	12/80	100.4	102.0	102.0	0	1.6	1.6	(3)
3678-4		Printed circuit connector.....	12/80	99.8	99.7	100.5	.8	.8	.5	(3)
3678-444		Card insertion type.....	12/80	100.1	100.1	100.1	0	0	0	(3)
3678-44401		Card insertion type (complete, assembled).....	12/80	99.2	99.0	101.4	2.4	2.3	1.6	(3)
3678-447		Two-piece type.....	12/80	(3)	(3)	(3)	(3)	(3)	(3)	(3)
3678-44701		Two-piece type (complete, assembled).....	12/80	100.0	100.0	101.8	1.8	1.8	1.8	(3)
3678-44702		Two-piece type (partially assembled or unassembled).....	12/80	102.4	100.4	100.4	0	.1	-.1	(3)
3678-5		Miscellaneous special purpose types.....	12/80	100.8	100.5	100.5	0	.1	-.1	(3)
3678-554		Other special purpose types.....	12/80	100.6	100.3	(3)	(3)	(3)	(3)	(3)
3678-556		Other special types (complete, assembled).....	12/80	106.1	107.0	108.4	1.4	2.2	5.5	(3)
3678-55601		Secondary products.....	12/80	104.5	105.6	107.3	1.6	2.7	6.1	(3)
3678-S		Electronic components, n.e.c.....	12/80	119.3	117.8	(3)	(3)	(3)	(3)	(3)
3679-5										
3692			Primary batteries, dry and wet.....	12/80	104.1	102.3	102.6	.4	-1.4	1.5
	3692-P	Primary products.....	12/80	103.8	101.8	102.4	.6	-1.3	1.6	(3)
	3692-1	Le Clanche type civilian batteries.....	12/80	103.6	101.8	101.9	.1	-1.6	.4	(3)
	3692-121	General purpose (flashlight) cell.....	12/80	100.0	100.0	100.0	0	0	0	(3)
	3692-12112	Multiple cell batteries.....	12/80	106.2	102.8	103.1	.3	-2.9	.2	(3)
	3692-131	Lantern battery.....	12/80	107.6	105.5	105.6	.1	-1.9	2.0	(3)
	3692-13111	Dry cells, except Le Clanche and military.....	12/80	106.1	103.8	103.8	0	-2.2	3.7	(3)
	3692-2	Alkaline cells.....	12/80	107.5	107.5	107.5	0	0	7.5	(3)
	3692-212	AA size.....	12/80	(3)	107.8	107.8	0	(3)	7.8	(3)
	3692-21213	Other dry cell batteries, except Le Clanche and military.....	12/80	100.1	87.3	87.3	-.1	-12.4	-13.2	(3)
	3692-213	Secondary products.....	12/80	110.5	108.5	109.4	.9	-.9	-.1	(3)
	3692-5									

See footnotes at end of table

Table 4. Continued—Producer price indexes for the net output of selected industries and their products

Industry code	Product code	Industry and product 1/	Index base	Index			Percent change to July 1981 from --			
				Mar. 1981 2/	June 1981 2/	July 1981 2/	June 1981	Apr. 1981	Jan. 1981	July 1980
3715		Truck trailers.....	12/79	106.6	108.0	108.2	0.2	1.1	3.1	(3)
	3715-P	Primary products.....	12/79	106.2	107.8	108.0	.2	1.2	3.1	4.5
	3715-1	Truck trailers and chassis (10000 lbs. per axle and over).....	12/79	105.7	107.2	107.5	.2	1.2	3.2	4.5
	3715-1A	Vans.....	12/79	105.7	107.1	107.3	.2	1.3	2.7	5.2
	3715-11	Closed top vans.....	12/80	102.0	103.3	103.5	.1	1.3	2.7	(3)
	3715-101	Closed top vans, insulated, semi-insulated and refrigerated.....	12/80	100.9	102.6	103.3	.7	1.4	2.4	(3)
	3715-106	Drop-frame vans, except livestock vans.....	12/80	99.7	100.5	100.5	0	.9	.3	(3)
	3715-109	Closed top, dry freight vans, except insulated, drop-frame and livestock vans.....	12/79	106.2	107.5	107.4	-.1	1.3	3.1	5.2
	3715-119	Aluminum closed top, dry freight vans, except insulated, drop-frame, and livestock vans.....	12/80	103.0	104.2	104.0	-.1	1.2	3.1	(3)
	3715-12	Open top vans, except livestock vans.....	12/80	102.3	103.1	103.9	.8	1.2	2.5	(3)
	3715-1B	Tank trailers.....	12/79	103.8	104.6	104.5	0	.8	1.1	(3)
	3715-118	Tanks for flammable liquids, except casing head transport.....	12/80	101.6	103.6	103.5	-.1	2.2	2.7	(3)
	3715-1D	Complete trailer units (10000 lbs. per axle and over), except vans and tanks.....	12/80	104.0	106.6	107.0	.4	1.4	5.4	(3)
	3715-133	Bulk commodity trailers, except vans.....	12/79	106.3	107.1	107.0	-.1	.3	2.0	3.0
	3715-137	Platform trailers.....	12/79	105.0	111.2	111.6	.4	2.0	7.3	7.7
	3715-141	Low-bed heavy haulers.....	12/79	107.4	110.5	110.5	0	2.9	6.3	5.3
	3715-139	Low-bed heavy haulers 40 ton and over capacity.....	12/80	105.9	(3)	105.9	(3)	(3)	3.2	(3)
	3715-143	Dump trailers and chassis, highway type.....	12/79	(3)	103.3	103.3	0	(3)	(3)	(3)
3715-5	Secondary products.....	12/79	119.2	110.2	110.7	.4	.4	3.3	4.2	
3714-5	Motor vehicle parts and accessories.....	12/79	111.9	111.9	113.2	1.1	1.1	(3)	7.0	
3822		Environmental controls.....	12/79	115.2	114.7	116.3	1.4	1.8	.2	7.4
	3822-P	Primary products.....	12/79	113.5	112.9	115.1	2.0	2.6	-.1	6.3
	3822-1	Building environment comfort controls.....	12/79	115.4	114.1	116.7	2.2	3.0	-.8	7.0
	3822-121	Temperature responsive building controls.....	12/79	109.9	106.9	110.8	3.6	4.0	-2.1	3.2
	3822-12102	Temperature responsive, non-pneumatic.....	12/79	107.1	102.7	108.5	5.6	6.2	-3.1	(3)
	3822-2	Appliance temperature and related controls, automatic.....	12/79	107.3	108.5	109.8	1.2	1.4	2.2	3.6
	3822-211	Temperature responsive appliance controls.....	12/79	(3)	(3)	114.2	(3)	3.1	4.5	(3)
	3822-215	Other appliance regulating controls.....	12/79	(3)	104.8	103.2	-1.5	(3)	(3)	(3)
	3822-5	Secondary products.....	12/79	118.4	118.2	118.2	0	0	.8	8.9

¹ Industry and product class indexes may include products not shown separately.

² Data for March 1981 have been revised to reflect the availability of late reports and corrections by respondents. All data are subject to revision 4 months after original publication. Data are not seasonally adjusted.

³ Not available.

⁴ Seasonal product—no price available this month.

NOTE: Indexes in this table are calculated by a revised methodology. See "Technical Note on Data from the Producer Price Index Revision" at the back of this publication

Table 5. Producer price indexes by durability of product

(1967 = 100)

Grouping	1980		1981		
	Annual average	July	March ¹	June ¹	July ¹
All commodities	268.8	270.4	290.3	294.5	296.0
Total durable goods	251.5	251.2	264.9	268.9	270.7
Total nondurable goods	282.4	285.6	310.9	315.1	316.3
Total manufactures	261.5	263.0	282.3	286.7	288.0
Durable	250.8	251.0	264.4	268.7	270.6
Nondurable	273.0	275.9	301.7	306.2	306.8
Total raw or slightly processed goods	305.7	307.7	331.2	333.9	336.6
Durable	278.2	255.2	281.7	272.7	271.9
Nondurable	306.7	310.6	333.8	337.3	340.3

¹ Data for March 1981 have been revised to reflect the availability of late reports and corrections by respondents. All data are subject to revision 4 months after original publication. Data are not seasonally adjusted.

Table 6. Producer prices and price indexes for commodity groupings and individual items

(1967 = 100 unless otherwise indicated)

Commodity code 1/	Commodity	Unit	Other index base	Index			Price
				Mar. 1981 2/	June 1981 2/	July 1981 2/	July 1981
	All commodities			290.3	294.5	296.0	
	Industrial commodities			299.6	304.7	306.0	
	Farm products, processed foods and feeds			253.5	254.1	256.6	
01	Farm products			260.7	260.3	263.1	
011	Fresh and dried fruits and vegetables			292.8	258.6	265.0	
0111	Fresh fruits			219.2	209.4	223.9	
	Citrus fruits			156.0	164.4	267.5	
0101	Grapefruit, Florida	4/5 bu.		192.7	189.9	365.0	\$10.355
0104 .01	Lemons	half box		104.4	130.9	152.9	15.625
0105	Oranges, Florida	4/5 bu.		224.7	272.6	329.0	10.184
0106 .01	Oranges, California	half box		121.3	123.6	192.3	13.875
02	Other fruits			246.6	228.6	202.1	
0215 .01	Apples, Delicious	tray ctn.		222.8	222.3	(3)	(3)
0216	Apples, McIntosh	cell ctn.		202.5	222.0	(3)	(3)
0217 .03	Bananas, 40 lb. box	box		290.1	245.0	208.2	5.979
0218 .02	Grapes	lug		(3)	(3)	(3)	(3)
0219	Peaches	3/4 bu.		(3)	134.6	93.9	5.583
0221	Pears	box		(3)	(3)	(3)	(3)
0222	Strawberries	qt.		(3)	250.7	271.0	2.000
0223	Cantaloupes	crate		(3)	198.9	171.7	20.000
0112	Dried fruits			386.9	382.2	384.3	
0101 .03	Prunes	lb.		278.9	266.5	266.5	.556
0102 .03	Raisins	lb.		477.9	479.9	483.8	.810
0113	Fresh and dried vegetables			332.5	279.1	278.3	
01	Dried vegetables						
0101	Beans, dried	100 lb.		420.9	483.5	557.4	49.000
02	Fresh vegetables, except potatoes			267.4	205.2	208.0	
0211	Cabbage	50 lb.		257.1	194.2	137.1	3.000
0212	Carrots	48 lb.		231.0	265.7	259.6	10.750
0213	Celery	crate		189.3	289.2	299.7	14.250
0214	Corn, sweet	crate		373.7	152.2	214.5	7.750
0215	Lettuce	carton		194.8	183.3	252.1	11.000
0216	Onions	50 lb.		419.6	532.8	369.1	11.083
0217 .02	Tomatoes	30 lb. ctn.		269.0	82.4	108.5	12.500
0218	Snap beans	bu.		517.0	185.7	148.1	7.875
03	Sweet potatoes			307.1	431.8	470.8	
0331	New York	50 lb.		270.3	457.5	561.5	27.000
0332	Chicago	50 lb.		328.1	415.0	(3)	(3)
04	White potatoes			477.2	432.9	398.4	
0441	Western, Chicago	100 lb.		437.7	420.2	376.4	16.125
0442	Midwestern, Chicago	100 lb.		546.1	548.9	573.8	17.250
0443	Eastern, New York	100 lb.		554.4	521.2	371.8	12.125
0444 .01	Western, New York	50lb ctn		338.4	338.4	351.2	11.417
0445 .01	White potatoes, Western, Los Angeles	50lbs.		520.7	423.7	403.6	10.875
012	Grains			261.8	257.1	257.4	
0121	Wheat			255.3	249.7	242.6	
0101	Hard winter Ord., no. 1, Kansas City	bu.		254.8	256.5	252.6	4.215
0102	Spring, no. 1, D. N. Ord., Minneapolis	bu.		237.8	243.8	226.5	4.090
0103	Soft white, no. 1, Portland, Oregon	bu.		266.0	260.6	255.2	4.270
0104	Red winter, no. 2, St. Louis	bu.		269.4	222.0	216.0	3.440
0122	Other grains			265.9	261.9	266.7	
01	Barley						
0101	No. 2 feed, Minn.	bu.		227.6	180.9	197.9	2.330
0205	Corn No. 2, Chicago	bu.		264.6	264.6	270.2	3.510
03	Oats						
0311	No. 2, Minneapolis	bu.		316.2	319.8	298.5	2.100
04	Rye						
0415	No. 2, Minneapolis	bu.		341.5	369.4	309.3	3.600
013	Livestock			239.3	263.0	266.5	
0131	Cattle			246.7	263.4	264.1	
01	Steers			251.9	271.8	273.1	
0101 .03	Prime	100 lb.		280.6	299.3	311.7	71.020
0111 .02	Choice	100 lb.		250.7	274.0	273.6	67.650
0122 .02	Good	100 lb.		255.1	267.5	272.4	63.000
02	Cows			271.7	268.4	267.9	
0231 .02	Commercial	100 lb.		252.7	247.5	248.6	42.900
0241 .02	Cutter and canner	100 lb.		273.9	271.3	270.3	42.240
03	Calves			191.1	198.2	186.0	
0351 .01	Calves, Choice, Lancaster at stockyards	100lbs.		133.8	140.2	146.5	115.000
0353 .01	Choice, South St. Paul	100 lb.		248.9	256.6	225.5	72.500
0132	Hogs			187.6	229.5	244.1	
01	Barrows and gilts			188.6	231.4	246.2	
0161 .04	200-240 lb.	100 lb.		190.1	233.7	246.9	52.040
0171 .03	Barrows and gilts 270-300 lb.	100 lb.		187.5	228.5	248.8	50.080
02	Sows						
0281 .02	Sows 350-400 lb	100 lb.		186.3	219.4	233.0	44.400
0133	Lambs						
0191 .01	Choice	100 lb.		252.6	306.2	270.5	60.500

See footnotes at end of table.

Table 6. Continued—Producer prices and price indexes for commodity groupings and individual items

(1967 = 100 unless otherwise indicated)

Commodity code 1/	Commodity	Unit	Other index base	Index			Price
				Mar. 1981 2/	June 1981 2/	July 1981 2/	July 1981
014	Live poultry			213.5	210.0	215.3	
0141	Chickens						
02	Broilers and fryers			215.2	202.9	210.0	
0142	Turkeys			179.3	204.8	203.7	
0181	Hens	lb.		(3)	250.0	247.2	\$0.450
0185	Toms	lb.		(3)	262.8	262.8	.450
015	Plant and animal fibers			270.1	259.6	251.3	
0151	Raw cotton						
0101 .04	Gr 41, staple 34-10 spot mkt. avq.	lb.		279.2	267.7	258.3	.750
0152	Domestic apparel wool			201.3	200.0	202.0	
0101	64's, staple 2 3/4 in. and up	lb.		223.9	232.1	232.1	2.825
0106	62's, staple 3 in. and up	lb.		211.1	(3)	217.3	2.625
0107	60's, staple 3 in. and up	lb.		184.3	183.9	186.4	2.250
0108	58's, staple 3 1/4 in. and up	lb.		184.6	(3)	172.9	1.850
0111	54's, staple 3 1/2 in. and up	lb.		172.0	(3)	167.2	1.725
0153	Foreign wool			263.1	259.2	263.3	
01	Apparel wool			197.9	202.0	211.5	
0101 .01	Australian 64's type 62	lb.		207.5	213.2	223.2	3.130
02	Carpet wool			356.5	343.7	342.3	
0155	Plant fibers, except cotton			247.1	240.0	232.4	
01	Hard fibers			330.3	316.5	301.7	
0101 .01	Abaca, manila fiber, grade I	275 lb. bl.		283.0	(3)	253.6	56.000
02	Soft (bast) fibers						
0231 .01	Jute, raw, banq tossa C	lb.		175.9	(3)	175.9	.290
016	Fluid milk			289.5	285.0	284.3	
0161	Milk eligible for fluid use			277.8	271.6	271.9	
0102 .02	Milk, fluid use	100 lbs	Jun/73	(3)	209.2	209.5	13.564
0162	Milk, manufacturing grade			318.5	321.7	316.6	
0101 .02	Milk, manufacturing grade	100 lbs	Jun/73	(3)	231.6	227.9	12.382
017	Eggs			180.4	174.6	185.1	
0171	Eggs, large	doz.	Dec/71	157.7	152.6	161.8	.722
018	Hay, hayseeds and oilseeds			289.5	285.3	288.3	
0181	Hay			278.0	265.9	265.9	
0101	Alfalfa	ton		273.9	262.0	262.0	55.000
0182	Hayseeds			237.1	235.2	238.3	
0101 .02	Alfalfa hayseeds	100 lb.		221.1	218.9	(3)	(3)
0111 .01	Clover	100 lb.		(3)	244.2	(3)	(3)
0183	Oilseeds			294.2	291.2	294.9	
0101	Flaxseed	bu.		248.8	256.7	245.7	7.800
0111 .01	Peanuts	lb.		642.1	(3)	(3)	(3)
0121	Cottonseed	ton		(3)	(3)	(3)	(3)
0131 .01	Soybeans	bu.		261.8	261.8	266.5	7.320
019	Other farm products			295.9	242.7	250.2	
0191	Green coffee, cocoa beans, and tea			394.6	270.5	273.4	
01	Green coffee			402.5	266.7	261.4	
0101 .01	Santos, no. 4	lb.		460.5	244.0	244.0	1.155
0111	Colombian, Manizales	lb.		435.0	310.4	310.4	1.320
0113 .01	Ambriz, two bb	lb.		341.5	275.0	257.3	.870
0115	Mexican, washed	lb.		326.0	288.4	288.4	1.150
02	Cocoa beans			407.7	314.2	375.0	
0221	Accra	lb.		388.6	308.8	376.5	1.085
0222	Bahia	lb.		436.6	321.7	371.5	.970
03	Tea						
0331 .02	Black	lb.		217.0	212.6	208.6	1.043
0192	Leaf tobacco						
0101	Leaf tobacco	100 lb.		(3)	235.7	247.5	
0193	Nuts						
0101	Pecans (in shell)	lb.		(3)	(3)	(3)	(3)
02	Processed foods and feeds			248.5	249.7	252.1	
021	Cereal and bakery products			252.2	256.0	257.2	
0211	Bakery products			263.4	266.8	267.8	
01	White pan bread			250.4	254.7	256.3	
0106 .99	White pan bread, northeast		Dec/68	234.4	238.6	238.6	
0107 .99	White pan bread, north central		Dec/68	250.3	252.3	253.0	
0108 .99	White pan bread, south		Dec/68	232.5	(3)	237.1	
0109 .99	White pan bread, west		Dec/68	255.9	266.7	270.4	
04	Other bread			101.9	104.7	105.0	
0401 .99	White hearth bread		Dec/80	101.6	(3)	102.5	
0402 .99	Dark wheat bread		Dec/80	101.3	104.0	104.8	
0403 .99	Rye bread		Dec/80	104.0	109.0	109.0	
0404 .99	Other variety bread		Dec/80	100.8	104.7	104.7	
05	Bread type rolls			103.1	105.6	106.7	
0501 .99	Hamburger and weiner rolls		Dec/80	103.2	105.3	106.9	
0502 .99	Brown and serve rolls		Dec/80	101.0	102.9	102.9	
0503 .99	English muffins		Dec/80	105.1	111.9	112.2	

See footnotes at end of table.

Table 6. Continued—Producer prices and price indexes for commodity groupings and individual items

(1967 = 100 unless otherwise indicated)

Commodity code 1/	Commodity	Unit	Other index base	Index			Price
				Mar. 1981 2/	June 1981 2/	July 1981 2/	July 1981
0211	Bakery products (Cont'd)						
0504 .99	Other bread type rolls		Dec/80	102.6	(3)	103.9	
06	Bread stuffing, croutons, and bread crumbs						
0601 .99	Bread stuffing, croutons, and bread crumbs		Dec/80	104.6	105.3	(3)	
07	Sweet yeast goods		Dec/80	102.0	103.9	104.4	
0701 .99	Yeast raised doughnuts		Dec/80	100.7	101.6	101.6	
0702 .99	Other sweet yeast goods		Dec/80	102.4	(3)	105.2	
08	Soft cakes		Dec/80	101.3	102.9	103.0	
0801 .99	Snack cakes		Dec/80	101.1	103.0	(3)	
0802 .99	Other soft cakes		Dec/80	101.6	102.6	102.8	
09	Pies		Dec/80	101.8	102.6	102.4	
0901 .99	Snack pies		Dec/80	103.1	104.2	(3)	
12	Cake type doughnuts						
1201 .99	Cake type doughnuts		Dec/80	102.1	103.8	103.8	
21	Cookies and crackers			304.6	304.6	304.6	
2101 .02	Cookies	lb.		322.9	322.9	322.9	\$1.107
2102 .01	Crackers	lb.		263.8	263.8	263.8	.734
0212	Flour and flour base mixes			204.4	206.2	205.6	
01	Flour			193.2	193.8	190.2	
0101	Standard patents, Buffalo	100 lb.		192.3	193.9	190.3	12.510
0102 .01	95 pct. patents, Kansas City	100 lb.		185.0	189.5	185.0	10.275
0103	Standard patents, Minneapolis	100 lb.		179.2	181.6	176.5	10.813
0109 .01	Soft red winter wheat flour	100 lbs.	Dec/73	87.3	84.4	83.3	11.167
0111 .01	Standard patents, Portland, Oregon	100 lb.		166.6	177.0	167.0	10.490
02	Flour base mixes and doughs			232.0	236.3	242.3	
0215 .04	Flour base cake mix	lb.		217.6	224.2	230.6	
0223 .01	Pie crust mix	lb.	Dec/74	135.9	142.9	142.9	.724
0213	Milled rice			298.0	300.4	297.4	
0101	Rice, no.2, medium grain	lb.		323.6	329.5	329.5	.280
0102	Rice, no.2, long grain	lb.		274.0	274.0	269.1	.275
0214	Other cereals			271.4	281.2	288.2	
0102 .01	Roller oats	case/24		299.8	299.8	312.8	
0103 .03	Corn meal, white	lb.	Dec/72	240.5	245.0	245.0	.340
0104 .03	Macaroni	lb.		243.6	246.6	259.5	.631
022	Meats, poultry, and fish			242.0	248.3	257.1	
0221	Meats			231.6	239.7	250.4	
01	Beef and veal			243.7	251.8	257.4	
0102 .99	USDA choice beef carcasses			242.5	264.4	269.3	
0104 .99	USDA utility beef carcasses			212.8	227.6	228.8	
0106 .99	USDA good beef carcasses			264.8	(3)	265.5	
0108 .99	Other USDA graded and ungraded beef carcasses		Dec/80	99.1	100.3	103.3	
0111 .99	Primal and fabricated beef cuts		Dec/80	97.1	98.1	101.2	
0113 .99	Boneless beef including hamburger		Dec/80	95.8	93.3	93.1	
0115 .99	Variety meats (edible organs)		Dec/80	97.8	93.1	94.8	
04	Pork			203.8	214.4	236.3	
0419 .99	Slab bacon		Dec/80	80.1	88.6	93.3	
0421 .99	Sliced bacon			205.0	228.6	221.4	
0423 .99	Hams			245.9	253.4	278.9	
0424 .99	Picnics			196.8	193.3	(3)	
0425 .99	Boston butts		Dec/70	226.4	243.5	326.0	
0431 .99	Pork loins			196.5	206.3	222.7	
05	Other meats			242.5	247.3	253.6	
0563 .99	Frankfurters, skinless, all meat			241.4	249.2	260.2	
0565 .99	Bologna, all meat			237.7	242.0	246.3	
0567 .99	Fresh pork sausage, roll, artificial casing			261.6	(3)	258.0	
0569 .07	Canned luncheon meat, 12 oz. can	case/24		270.2	272.9	275.2	
0222	Processed poultry			205.3	199.9	205.2	
03	Broilers or fryers			195.8	186.7	192.0	
04	Turkeys			199.2	211.4	215.5	
0419 .01	Hens, young, 8-16 lbs.	lb.		190.4	199.5	200.9	.674
0421 .01	Toms, young, 14-20 lbs.	lb.		204.6	219.9	227.0	.692
0223	Fresh and processed fish			381.8	386.6	382.9	
01	Unprocessed fin fish			433.1	460.1	465.4	
0101	Haddock	100 lb.		616.6	295.5	385.4	60.000
0102	Halibut	lb.		517.5	459.4	459.4	1.900
0103 .01	Salmon	lb.		346.3	507.9	507.9	2.200
0104	Whitefish	lb.		376.8	179.9	179.9	1.325
0107	Yellow pike	lb.		397.4	(3)	(3)	(3)
02	Fresh processed fish			405.2	369.2	368.8	
0211	Haddock fillets	lb.		567.8	273.4	278.6	1.325
0212	Shrimp	lb.		(3)	(3)	(3)	(3)
0213	Oysters	gal.		263.3	263.3	256.7	19.500
03	Frozen processed fish			384.2	390.8	378.2	
0314	Cod fillets	lb.	Dec/73	139.8	138.6	132.5	1.100
0315	Flounder fillets	lb.		397.9	397.9	372.7	1.480
0317	Ocean perch fillets	lb.		369.5	351.9	(3)	(3)
0318	Shrimp	lb.		453.9	453.9	413.9	4.400
0319 .04	Shrimp, raw, breaded	lb.	Dec/67	379.6	388.8	(3)	
0321 .01	Frozen fish blocks	lb.		498.1	476.4	469.9	1.085
0322 .05	Frozen fish sticks	lb.		261.0	310.8	310.4	
0323 .03	Frozen fish portions	lb.		367.6	371.1	367.0	1.330
04	Canned fish			365.1	366.8	366.8	
0425	Salmon, no. 1 tall can	case/48		298.2	298.2	298.2	86.000
0426	Tuna, 6 1/2 oz. can	case/48		355.4	355.4	355.4	44.750
0427	Sardines, Maine, 3 1/4 oz. can	case/100		311.4	328.7	328.7	38.000
023	Dairy products			245.1	245.6	245.5	
0231	Fresh processed milk			194.3	194.1	194.3	
0109 .02	North Eastern Region	1/2 gal.	Apr/74	145.3	144.9	144.9	
0111 .02	North Central Region	1/2 gal.	Apr/74	(3)	140.7	140.7	
0113 .02	Southern Region	1/2 gal.	Apr/74	159.8	158.7	158.7	
0115 .01	Western Region	1/2 gal.	Apr/74	163.7	166.1	166.9	

See footnotes at end of table.

Table 6. Continued—Producer prices and price indexes for commodity groupings and individual items

(1987 = 100 unless otherwise indicated)

Commodity code 1/	Commodity	Unit	Other index base	Index			Price
				Mar. 1981 2/	June 1981 2/	July 1981 2/	July 1981
0232	Butter			224.3	224.6	224.8	
0111 .01	Grade A and AA, New York	lb.		228.9	229.2	229.4	\$1.764
0112	Grade A and AA, Chicago	lb.		221.0	221.2	221.7	1.481
0113	Grade A and AA, San Francisco	lb.		218.5	219.2	219.2	1.748
0233	Natural and processed cheese			308.2	310.8	309.3	
02	Natural cheese, except cottage cheese		Jun/81	(3)	100.0	100.0	
0211 .99	American-type cheese		Jun/81	(3)	100.0	99.8	
0221 .99	Italian-type cheese		Jun/81	(3)	100.0	100.4	
0251 .99	Other natural cheese, except cottage		Jun/81	(3)	100.0	100.0	
03	Processed cheese and related products		Jun/81	(3)	100.0	98.9	
0311 .99	Processed cheese		Dec/72	216.9	218.1	216.4	
0315 .99	Cheese spread		Jun/81	(3)	100.0	94.9	
0234	Ice cream			231.2	233.4	233.6	
0131 .08	Bulk	gal.		216.7	217.9	218.7	4.082
0132 .06	Pre-packaged, half gallons	gal.		237.9	240.6	240.6	1.855
0235	Concentrated milk products			408.6	407.2	407.2	
0141	Milk, evaporated, whole, 14 1/2 oz. can case/48			307.6	307.6	307.6	21.710
0171	Milk, nonfat, dry	lb.		462.7	460.3	460.3	.949
024	Processed fruits and vegetables			255.2	263.3	266.5	
0241	Canned fruits and juices			272.9	274.5	273.9	
01	Canned fruits			237.8	241.8	239.9	
0101 .99	Applesauce			242.0	234.8	233.6	
0102 .99	Apples	Jun/81	(3)	100.0	100.0	100.0	
0106 .99	Apricots			233.3	243.6	(3)	
0111 .99	Cherries			223.2	273.9	(3)	
0121 .99	Fruit cocktail			241.5	245.5	(3)	
0122 .99	Fruits for salads	Jun/81	(3)	100.0	100.0	100.0	
0123 .99	Fruit pie fillings	Jun/81	(3)	100.0	100.0	(3)	
0124 .99	Grapefruit segments	Jun/81	(3)	100.0	(3)	(3)	
0126 .99	Peaches			266.8	271.0	275.7	
0131 .99	Pears			212.3	214.7	214.7	
0136 .99	Pineapples			206.0	213.6	(3)	
0138 .99	Cranberries and cranberry sauce			229.2	234.9	(3)	
02	Canned fruit juices			328.1	326.0	327.6	
0241 .99	Orange juice, single strength			356.6	356.6	(3)	
0246 .99	Grape juice			267.0	256.8	(3)	
0251 .99	Pineapple juice			459.7	450.7	467.4	
0253 .99	Grapefruit juice			318.5	312.4	312.4	
0255 .99	Apple juice			317.8	320.4	323.2	
0259 .99	Other whole fruit juices and mixtures	Jun/81	(3)	100.0	100.0	100.0	
0242	Frozen fruits, juices and ades			324.5	317.2	316.4	
02	Frozen fruits	Jun/81	(3)	100.0	100.0	100.1	
0201 .99	Frozen strawberries			224.3	230.5	(3)	
0206 .99	Frozen blueberries	Jun/81	(3)	100.0	100.0	100.7	
03	Frozen juices and ades	Jun/81	(3)	100.0	100.0	99.7	
0301 .99	Frozen orange juice			312.2	338.1	338.1	
0304 .99	Grapefruit juice	Jun/81	(3)	100.0	(3)	(3)	
0311 .99	Other frozen fruit and berry juice, concentrate	Jun/81	(3)	100.0	99.1	99.1	
0321 .99	Citrus pulp	Jun/81	(3)	100.0	92.6	92.6	
0243	Dried and dehydrated fruits			399.3	402.0	408.7	
0101 .03	Prunes, 1 lb. pkq.	case/24	Dec/67	270.7	270.7	270.7	17.689
0102 .02	Raisins, 15 oz. pkq.	case/24	Dec/67	443.5	448.0	459.1	25.235
0244	Canned vegetables and juices			216.5	229.5	234.4	
0101 .99	Asparagus			270.3	288.6	(3)	
0103 .99	Beets	Jun/81	(3)	100.0	102.5	102.5	
0106 .99	Sweet corn, cream style			209.9	226.8	(3)	
0107 .99	Sweet corn whole kernel			207.3	223.8	223.2	
0109 .99	Fresh lima beans	Jun/81	(3)	100.0	99.1	99.1	
0111 .99	Green peas			190.9	207.5	206.1	
0117 .99	Beans, green and wax			193.6	204.2	206.7	
0123 .99	Spinach	Jun/81	(3)	100.0	108.2	108.2	
0126 .99	Tomatoes			199.9	222.2	228.9	
0131 .99	Tomato pulp and puree	Jun/81	(3)	100.0	104.7	104.7	
0133 .99	Tomato sauce			217.7	229.2	233.5	
0137 .99	Catsup			223.1	232.1	244.7	
0141 .99	Tomato juice			247.8	247.8	258.7	
0144 .99	Mushrooms	Dec/67	191.9	206.1	205.4		
0145 .99	Sweet potatoes	Dec/67	301.4	301.4	(3)		
0146 .99	White potatoes	Jun/81	(3)	100.0	107.3	107.3	
0245	Frozen vegetables			233.3	254.1	257.0	
0101 .99	Frozen green peas			223.7	232.6	209.7	
0103 .99	Frozen green beans	Jun/81	(3)	100.0	101.2	101.2	
0105 .99	Frozen Brussels sprouts	Jun/81	(3)	100.0	107.9	107.9	
0106 .99	Frozen lima beans			227.1	232.4	(3)	
0108 .99	Frozen French fried potatoes			238.1	262.4	272.3	
0109 .99	Other frozen potato products	Jun/81	(3)	100.0	97.8	97.8	
0111 .99	Frozen cauliflower	Jun/81	(3)	100.0	99.9	99.9	
0112 .99	Frozen spinach	Jun/81	(3)	100.0	100.0	100.0	
0113 .99	Frozen succotash	Jun/81	(3)	100.0	100.7	100.7	
0115 .99	Other frozen combinations	Jun/81	(3)	100.0	101.1	101.1	
0116 .99	Frozen carrots	Jun/81	(3)	100.0	100.0	100.0	
0118 .99	Frozen sweet cob corn, yellow	Jun/81	(3)	100.0	100.0	100.0	
0121 .99	Other frozen vegetables	Jun/81	(3)	100.0	100.7	100.7	
0246	Dried and dehydrated vegetables						
0101 .09	Potatoes, instant mashed	lb.	Dec/67	168.0	173.2	188.5	.567
025	Sugar and confectionery			302.0	277.6	269.8	
0252	Raw cane sugar						
0101	Raw cane sugar	100 lb.		318.0	262.6	271.5	19.750

See footnotes at end of table.

Table 6. Continued—Producer prices and price indexes for commodity groupings and individual items

(1987 = 100 unless otherwise indicated)

Commodity code 1/	Commodity	Unit	Other index base	Index			Price
				Mar. 1981 2/	June 1981 2/	July 1981 2/	July 1981
0253	Refined sugar		Dec/77	196.6	177.6	160.7	
01	Consumer size packages		Dec/77	181.2	152.0	150.9	
0101	Granulated cane sugar	5 lb.		344.0	288.7	286.5	61.522
02	For use in food manufacturing		Dec/77	199.2	181.9	162.4	
0201	Granulated cane sugar in bags	100 lb.		347.9	298.4	288.5	28.518
0202 .02	Granulated beet sugar in bulk	100 lb.		349.4	330.8	303.5	28.025
0203	Granulated beet sugar in bags	100 lb.		414.4	414.4	282.8	27.400
0254	Confectionery materials		Dec/77	172.8	164.6	171.2	
0101 .01	Honey, extracted	lb.		285.4	287.1	296.4	
0102 .05	Chocolate coating, milk	lb.		278.2	262.4	269.9	
0103 .01	Corn syrup	100 lb.		292.2	277.9	290.7	13.635
0255	Confectionery end products		Dec/77	120.7	119.4	119.4	
01	Candy bars		Dec/77	114.7	114.7	114.7	
0101 .02	Solid chocolate bars	lb.		257.4	257.4	257.4	
0102 .07	Chocolate coated bars	lb.		221.4	221.4	221.4	
02	Chewing gum						
0201	Chewing gum	case		344.6	321.7	321.7	183.399
026	Beverages and beverage materials			245.4	245.5	246.3	
0261	Alcoholic beverages			186.9	189.5	190.0	
01	Malt beverages			184.0	187.5	188.3	
0101 .13	Beer, 11 or 12 oz. bottle	case/24		191.5	192.8	193.1	
0103 .15	Beer, 11 or 12 oz. can	case/24		(3)	179.7	180.9	
02	Distilled spirits			173.6	174.5	174.5	
0211 .03	Whiskey, straight bourbon, fifth	case/12		154.1	154.1	154.1	
0212 .07	Whiskey, spirit blend, fifth	case/12		(3)	202.0	202.0	
03	Wine			231.8	234.3	234.6	
0321 .03	Still table, fifth	case/12		234.9	237.0	237.4	
0322 .04	Still dessert, fifth	case/12		241.4	245.1	245.0	
0262	Soft drinks			299.1	295.7	298.5	
01	Cola, excluding diet cola			(3)	(3)	304.8	
0106 .99	Cola, bottled, excluding diet cola			307.9	302.8	302.2	
0121 .99	Cola, cans, excluding diet cola		Jun/81	(3)	100.0	103.2	
0131 .99	Cola, bulk, excluding diet cola		Jun/81	(3)	100.0	100.4	
05	Other carbonated drinks		Jun/81	(3)	100.0	101.5	
0502 .99	Carbonated orange soda		Jun/81	(3)	100.0	100.3	
0503 .99	Lemon, lime and lemon-lime		Dec/68	(3)	(3)	255.3	
0504 .99	Root beer and sarsaparilla		Jun/81	(3)	100.0	100.3	
0505 .99	Ginger ale			265.7	276.2	276.2	
0506 .99	Carbonated grape soda		Jun/81	(3)	100.0	(3)	
0507 .99	Club soda			(3)	(3)	205.2	
0509 .99	Other carbonated nondiet soda		Jun/81	(3)	100.0	100.6	
0511 .99	Diet cola		Jun/81	(3)	100.0	(3)	
0519 .99	Other carbonated diet soda		Jun/81	(3)	100.0	104.3	
06	Noncarbonated soft drinks		Jun/81	(3)	100.0	100.0	
0609 .99	Other noncarbonated fruit drinks and ades		Jun/81	(3)	100.0	100.0	
0263	Packaged beverage materials			314.4	314.5	312.9	
01	Coffee (whole bean, ground, & instant)			325.7	325.7	323.2	
0101 .99	Ground roasted coffee			339.3	339.3	336.2	
0102 .99	Whole bean coffee		Jun/81	(3)	100.0	99.5	
0103 .99	Soluble (instant) coffee			285.6	285.6	284.5	
02	Cocoa						
0206 .03	Powdered, sweetened, lb. pkq	lb.		348.1	348.1	348.1	1.224
03	Tea			208.3	209.0	210.6	
0311 .03	Bags	lb.		208.2	208.2	210.3	4.612
0312 .09	Loose	lb.		222.7	226.2	226.2	3.487
0264	Other beverage materials			286.1	286.1	286.1	
0101 .01	Malt	34lb.		213.8	209.7	209.4	5.362
0103 .03	Flavoring syrup (fountain)			(3)	(3)	178.8	
0105 .06	Kola syrup, for use by bottlers	gal.	Dec/68	(3)	(3)	178.8	
027	Fats and oils			229.8	227.5	235.1	
0271	Animal fats and oils			289.9	292.4	299.9	
0103 .99	Lard commercial sizes (over 3 lbs)		Dec/80	100.0	100.3	103.5	
0272	Crude vegetable oils			191.4	186.4	199.0	
0101 .99	Soybean oil, crude, not degummed			208.6	194.3	216.0	
0105 .99	Soybean oil, crude, degummed		Jun/80	107.0	102.3	103.1	
0111 .01	Cottonseed oil	lb.		140.4	146.0	157.2	.280
0121 .01	Peanut oil	lb.		291.0	307.2	307.2	.380
0131 .01	Corn oil	lb.		209.5	216.1	227.1	.258
0141 .02	Coconut oil	lb.		217.9	236.7	244.2	.325
0273	Refined vegetable oils			202.2	213.2	221.6	
0101 .02	Cottonseed oil	lb.		198.2	216.0	224.8	.380
0111 .02	Corn oil	lb.		203.5	208.4	216.7	.328
0121 .01	Soybean oil	lb.		200.0	190.7	207.9	.292
0131 .02	Peanut oil	lb.		273.1	285.8	285.8	.450
0274	Vegetable oil end products			240.2	236.6	240.4	
0101 .02	Shortening, 3 lb. tin	lb.		265.8	(3)	(3)	
0106	Shortening, 440 lb. drum	cwt.		222.9	206.0	221.6	46.000
0121 .03	Margarine	lbs.		233.8	235.1	235.1	.637
028	Miscellaneous processed foods			249.2	251.5	252.2	
0281	Jams, jellies, and preserves			271.2	281.3	279.8	
0101 .99	Strawberry jams and preserves			284.4	294.9	(3)	
0103 .99	Other jams and preserves		Jun/81	(3)	100.0	100.0	
0111 .99	Grape jellies			275.2	288.5	(3)	
0121 .99	Maraschino cherries		Dec/67	211.7	211.7	(3)	
0282	Pickles and pickle products			283.0	289.9	290.6	

See footnotes at end of table.

Table 6. Continued—Producer prices and price indexes for commodity groupings and individual items

(1967 = 100 unless otherwise indicated)

Commodity code 1/	Commodity	Unit	Other index base	Index			Price
				Mar. 1981 2/	June 1981 2/	July 1981 2/	July 1981
0282	Pickles and pickle products						
	(Cont'd)						
0101 .99	Dill or sour pickles			282.0	286.7	288.1	
0103 .99	Sweet pickles		Jun/81	(3)	100.0	100.0	
0104 .99	Other finished pickle products		Jun/81	(3)	100.0	100.2	
0105 .99	Unfinished pickle products		Jun/81	(3)	100.0	100.0	
0283	Processed eggs			189.8	183.4	181.1	
0101 .01	Frozen	lb.		185.9	183.9	179.8	\$0.440
0102	Dried	lb.		187.4	177.8	176.8	1.850
0284	Specialties			221.7	227.7	227.9	
0151 .03	Pork and beans, no. 300 can	doz.		273.6	287.8	287.8	3.807
0153 .02	Spaghetti no. 300 can	doz.		215.9	218.6	220.0	2.636
0285	Other frozen processed foods			232.1	232.1	233.0	
0102	Frozen beef pie	lb.	Dec/75	176.4	176.4	177.4	
0286	Meat sauces			Jun/81	(3)	100.0	100.0
0101 .99	Prepared mustard		Jun/81	(3)	100.0	100.0	
0289	Other miscellaneous processed foods			257.6	258.6	259.8	
0101 .99	Salad dressings		Jun/81	(3)	100.0	100.0	
0103 .99	Mayonnaise		Jun/81	223.3	223.3	223.3	
0105 .99	Other spoon-type dressings		Jun/81	(3)	100.0	100.0	
0108 .99	French dressing		Jun/81	(3)	100.0	99.7	
0113 .99	Other pourable-type dressings		Jun/81	(3)	100.0	(3)	
0131	Pepper, whole, black	lb.		239.7	214.3	218.9	.840
0141 .03	Peanut butter, 12 oz. jar	doz.		343.5	347.4	347.4	
029	Prepared animal feeds			231.1	234.5	232.2	
0291	Grain by-product feeds			215.8	229.7	218.3	
0101	Bran	ton		189.9	223.1	218.3	92.000
0111	Middlings	ton		183.6	213.8	206.9	89.000
0121	Gluten feed, corn	ton		232.7	232.7	210.0	101.500
0292	Vegetable cake and meal feeds			274.0	278.5	277.6	
0101	Cottonseed meal	ton		242.7	255.8	242.7	185.000
0111 .99	Soybean meal			274.4	278.1	278.4	
0293	Formula feeds			225.2	227.9	224.1	
0101 .99	Broiler feed, complete			232.6	231.2	226.7	
0103 .99	Egg layer feed			234.7	237.3	235.1	
0105 .99	Starter-grower feed, complete		Dec/80	89.4	88.9	86.4	
0107 .99	Dairy feed, complete		Dec/80	91.3	(3)	(3)	
0121 .99	Dairy feed			222.0	227.3	219.0	
0131 .99	Beef cattle feed			205.1	209.8	209.6	
0141 .99	Swine feed			217.0	218.7	217.5	
0151 .99	Horse & mule feed		Dec/80	101.1	102.0	97.0	
0294	Miscellaneous feedstuffs			197.8	198.3	200.9	
03	Other than pet food		Dec/79	101.7	102.8	108.2	
0301	Meat meal			248.3	259.4	276.2	247.500
0303 .02	Dry tankage			240.6	241.9	263.6	272.500
0305	Fish meal			289.6	291.4	286.0	395.000
0307 .99	Grain, ground, rolled		Dec/80	99.8	92.8	92.4	
0309 .99	Mineral mixture		Dec/80	100.8	107.6	108.2	
03	Textile products and apparel			195.2	199.5	200.5	
331	Synthetic fibers		Dec/75	148.9	158.2	158.6	
0315	Unprocessed filament yarns		Dec/75	147.7	160.2	160.9	
01	Cellulosic			190.3	200.1	(3)	
02	Non-cellulosic			153.7	168.0	168.3	
0214 .99	Nylon textile yarn, selected deniers		Jun/81	(3)	100.0	100.4	
0217 .99	Nylon tire yarn			171.3	(3)	(3)	
0318	Staple, tow, and fiberfill		Jun/81	(3)	100.0	99.8	
01	Cellulosic		Dec/75	156.8	164.3	(3)	
0101	Viscose		Dec/75	156.8	164.3	164.3	.865
02	Non-cellulosic		Jun/81	(3)	100.0	99.8	
0201 .99	Nylon and aramid		Jun/81	(3)	100.0	100.0	
0202 .99	Acrylic and modacrylic		Jun/81	(3)	100.0	100.0	
0211 .99	Other non-cellulosic staple, tow, and fiberfill		Jun/81	(3)	100.0	101.8	
032	Processed yarns and threads		Dec/75	134.6	138.9	139.0	
0326	Yarns		Dec/75	133.0	137.4	137.5	
01	Cotton			271.1	269.0	266.7	
0101 .05	Cotton yarn, combed knitting, 30's	lb.		243.7	240.2	238.3	2.103
0103 .02	Cotton yarn, carded weaving, 20/2's	lb.		294.8	293.3	291.8	1.888
0105 .03	Cotton yarn, carded knitting, 20's	lb.		302.7	301.6	298.2	1.705
02	Wool						
0221	Wool knitting yarn, 2/20's	lb.	Dec/75	186.1	188.1	190.8	4.115
03	Synthetic		Dec/75	123.3	129.1	129.4	
0331	Textured nylon yarn, 70 denier	lb.	Dec/75	143.5	143.5	149.1	2.666
0332	Nylon filament yarn, 1300 denier	lb.	Dec/75	148.8	164.3	165.5	2.085
0333	Spun nylon yarn 15-18	lb.	Dec/75	130.5	144.5	144.1	1.914
0334 .02	Nylon hcf yarn, 1300 denier	lb.	Dec/76	133.9	142.3	140.9	1.587
0341 .99	Textured polyester yarn, 145-179 drawn equiv. denier	ocquiv. denier	Dec/75	99.0	104.1	(3)	
0345	Polyester/cotton, 18's	lb.	Dec/75	148.0	145.6	146.2	1.813
0351 .04	Spun acrylic, 6 denier	lb.	Dec/75	149.8	152.5	154.3	2.748
0361 .01	Spun viscose rayon, 1.5 denier	lb.	Dec/75	143.2	154.4	156.7	1.587
0327	Threads		Dec/75	152.9	155.8	155.8	
01	Cotton			266.6	272.9	272.9	
0101	Cotton thread, industrial use	cone	Dec/75	158.9	162.7	162.7	5.346

See footnotes at end of table.

Table 6. Continued—Producer prices and price indexes for commodity groupings and individual items

(1967 = 100 unless otherwise indicated)

Commodity code 1/	Commodity	Unit	Other index base	Index			Price
				Mar. 1981 2/	June 1981 2/	July 1981 2/	July 1981
0327	Threads (Cont'd)						
03	Synthetic		Dec/75	139.9	140.9	140.9	
0322	Polyester thread, industrial use	cone	Dec/75	147.6	149.2	149.2	65.714
0331	Corespun thread, industrial use	cone	Dec/75	144.9	146.0	146.0	6.948
033	Gray fabrics		Dec/75	144.7	146.6	147.4	
0337	Broadweaves		Dec/75	144.5	146.5	147.2	
01	Cotton		Dec/75	155.2	156.0	158.8	
0101 .99	Plain printcloth		Dec/75	158.1	160.8	163.2	
0103 .99	Sheeting		Dec/75	146.5	138.5	(3)	
0105 .99	Osnaburg		Jun/76	134.5	(3)	134.9	
0109 .99	Cotton duck & allied fabrics		Jun/76	155.7	165.8	167.9	
0111 .99	Drill		Dec/75	(3)	(3)	166.7	
0113 .99	Sateen		Dec/75	124.1	120.7	121.1	
0117 .99	Corduroy		Dec/80	99.0	92.4	92.2	
0119 .99	All other gray cotton fabrics		Dec/80	106.3	109.7	113.3	
03	Synthetic		Dec/75	139.7	143.0	142.7	
0341 .99	100% filament nylon taffeta		Dec/75	(3)	(3)	136.1	
0353 .99	100% spun polyester/cotton bed sheeting		Jun/81	(3)	100.0	99.9	
0359 .99	100% spun polyester/cotton broadcloth		Jun/81	(3)	100.0	99.5	
0361 .99	100% spun polyester/cotton twill		Jun/81	(3)	100.0	99.2	
0363 .99	100% spun polyester/cotton plain print cloth		Dec/75	152.8	154.5	154.9	
0367 .99	100% spun polyester/cotton, other weaves		Jun/81	(3)	100.0	100.0	
0369 .99	100% spun polyester/rayon fabric		Jun/81	(3)	100.0	100.4	
04	Other		Dec/75	158.8	150.9	147.0	
0461 .01	Burlap	yd.		106.5	95.6	97.1	24.950
0338	Knits		Dec/75	(3)	(3)	149.8	
03	Circular knits, except hosiery		Jun/81	(3)	100.0	100.3	
034	Finished fabrics		Dec/75	123.2	124.8	125.2	
0342	Broadweaves		Dec/75	140.3	141.9	142.4	
01	Cotton		Dec/75	157.6	159.0	158.9	
0101 .02	Corduroy	yd.	Dec/75	146.7	145.2	144.4	2.388
0107 .10	Denim, 10 oz.	yd.		365.3	(3)	(3)	
0108 .01	Denim, over 10 oz.	yd.	Dec/75	157.2	154.5	153.4	
0109	Canton flannel	yd.		237.5	(3)	246.8	.883
02	Wool			183.0	185.4	185.4	
0221 .03	Women's wool/nylon sportswear fabric	yd.	Dec/75	158.4	160.2	160.2	5.785
0232 .02	Men's wool outer jacketing	yd.	Jun/76	147.8	149.9	149.9	7.022
03	Synthetic		Dec/75	122.0	123.6	124.8	
0349 .01	Textured polyester twill	yd.	Dec/75	76.6	77.4	77.1	1.766
0361 .01	Velvet domestic upholstery fabric	yd.	Jun/76	132.8	134.6	134.6	6.386
0343	Knits		Dec/75	108.5	108.9	109.5	
04	Circular knit outerwear fabric		Jun/81	(3)	100.0	101.0	
0401 .99	100% filament yarn single knits		Jun/81	(3)	100.0	(3)	
0403 .99	100% spun yarn single knits		Jun/81	(3)	100.0	101.1	
0409 .99	100% filament yarn interlock or eightlock dbl. knits		Jun/81	(3)	100.0	102.1	
05	Other circular knit fabric		Jun/81	(3)	100.0	99.9	
06	Warp knit outerwear fabric		Jun/81	(3)	100.0	100.6	
07	Warp knit underwear and nightwear fabric		Jun/81	(3)	100.0	99.7	
0703 .99	Chiefly nylon tricot, simplex, & milanese fabrics			161.0	167.7	(3)	
038	Apparel & other fabricated textile prods		Dec/77	122.9	125.3	126.2	
0381	Apparel			181.4	185.0	186.2	
01	Women's			157.9	164.0	165.1	
0113 .99	Women's unit priced dresses		Dec/77	117.2	120.8	120.8	
0122 .09	Skirts	per unit	Dec/77	110.7	109.3	111.5	
0152 .04	Cut and sewn blouses and shirts	per unit	Dec/77	121.2	119.6	122.7	
0155 .16	Sweaters	per unit		(3)	154.4	155.8	
0163 .08	Untrimmed coats and capes	per unit		149.6	160.0	161.9	
0172 .07	Pantyhose	per unit	Dec/71	95.7	101.6	101.6	
0173 .03	Stockings	per unit	Dec/77	115.3	124.1	123.6	
0174 .12	Brassieres	per unit		191.2	192.7	198.7	
0175 .06	Corsets and girdles	per unit		162.1	165.3	165.3	
0176 .03	Panties	per unit	Dec/77	137.0	140.3	140.3	
0177 .04	Slips	per unit	Dec/77	135.2	136.3	136.3	
0178 .31	Nightgowns and sleepcoats	per unit		145.1	147.6	147.6	
0179 .07	Robes, dressing gowns, etc.	per unit	Dec/77	118.8	119.9	119.9	
0182 .09	Swimsuits	per unit	Dec/77	124.2	124.2	(3)	
0188	Washable service apparel	per unit	Dec/77	137.2	137.2	137.2	
02	Men's			208.1	210.5	211.6	
0204 .99	Req. wt. business suit—all wool		Dec/80	(3)	(3)	106.3	
0205 .99	Req. wt. business suit-wool blend		Dec/80	105.0	105.0	104.5	
0212 .01	Dress trousers	per unit	Dec/77	125.8	125.8	125.8	
0214 .02	Jean-cut casual slacks and jeans	per unit	Dec/77	113.7	116.6	118.8	
0225 .13	Workpants	per unit		220.6	220.5	220.5	
0227 .02	Overalls and work-type jackets	per unit	Dec/77	142.2	147.2	147.2	
0233 .06	Dress and business shirts	per unit	Dec/77	125.1	124.6	128.0	
0239 .05	Knit pullover golf and polo shirts	per unit	Dec/77	(3)	(3)	127.6	
0254 .99	Bus. type sport coats/jackets—all wool		Dec/80	(3)	102.4	105.2	
0263 .01	Light weight outer jacket	per unit	Dec/77	133.2	137.3	137.3	
0272 .01	Socks	per unit	Dec/77	131.8	136.0	135.6	
0274 .08	T-shirts	per unit		231.2	230.5	230.5	
0275 .01	Briefs	per unit	Dec/77	124.5	124.5	124.5	
0278 .14	Pajamas and other nightwear	per unit		220.5	220.5	228.0	
0282 .08	Ties	per unit	Dec/73	121.2	121.2	119.6	
0285 .01	Hats and caps	per unit	Dec/77	128.4	132.6	133.4	
0287 .04	Work gloves and mittens	per unit		290.4	294.9	290.5	
03	Infants' and children's			187.7	186.6	187.8	
0332 .03	Children's sport shirts	per unit	Dec/77	142.9	132.6	134.9	
0334 .05	Children's dresses	per unit	Dec/77	115.6	117.2	118.0	
0343 .99	Boys' suits	per unit	Dec/80	103.1	103.1	103.1	
0344 .99	Boys' tailored coats and jackets	per unit	Dec/80	103.3	(3)	(3)	
0364 .02	Infants' and children's knee socks	per unit	Dec/77	126.8	131.3	133.7	

See footnotes at end of table.

Table 6. Continued—Producer prices and price indexes for commodity groupings and individual items

(1967 = 100 unless otherwise indicated)

Commodity code 1/	Commodity	Unit	Other index base	Index			Price
				Mar. 1981 2/	June 1981 2/	July 1981 2/	July 1981
0382	Textile housefurnishings			221.3	228.1	231.6	
01	Bed clothes		Dec/77	127.3	128.5	129.3	
0102 .09	Bedsprings and bedsets	per unit	Dec/77	226.5	227.0	233.3	
0132	Flat sheets, except crib size	per unit	Dec/77	127.2	129.4	128.5	
0133	Fitted sheets, except crib size	per unit	Dec/77	130.5	132.3	131.8	
0152 .02	Pillows	per unit	Dec/77	128.0	128.0	128.0	
02	Bath & kitchen products		Dec/77	138.5	141.3	141.9	
0232 .03	Shower and bath curtains	per unit	Dec/69	(3)	203.2	205.7	
04	Window and furniture accessories		Dec/77	116.1	125.8	131.0	
0432 .07	Draperies	per unit	Dec/69	152.8	166.1	174.4	
0383	Fabricated products, n.e.c.		Dec/77	130.3	131.2	131.3	
02	Camping equipment		Dec/77	118.0	118.9	118.9	
0212 .03	Camping tents	per unit	Dec/77	131.9	132.8	132.8	
03	Industrial products		Dec/77	240.8	(3)	246.9	
0322 .06	Cordage, twine and rope	per unit	Dec/77	144.0	149.8	149.8	
0332	Tarpaulins	per unit	Dec/77	125.9	125.9	130.7	
0342 .02	Industrial and institutional towels	per unit	Dec/77				
04	Hides, skins, leather, and related products			261.2	262.8	262.1	
0411	Cattle hides			363.6	361.5	355.1	
0102 .99	Packer, branded cow			317.3	315.5	319.0	
0111 .99	Packer, native steer, heavy			356.1	367.4	351.7	
0114 .99	Packer, built brander		Dec/80	(3)	91.3	94.3	
0116 .99	Other cattle hides		Dec/80	93.2	93.4	89.9	
042	Leather			322.5	321.0	317.4	
0421	Finished cattlehide and kipside leather			324.7	320.2	319.8	
01	Sole leather			335.6	325.0	316.9	
0101 .01	Light blends			308.5	298.4	(3)	
0102 .99	Heavy blends			352.5	341.4	(3)	
02	Upper leather, including patent			308.2	304.7	302.0	
0201 .99	Dress and casual shoe		Jun/81	(3)	100.0	98.9	
0202 .99	Other upper leather		Jun/81	(3)	100.0	100.4	
03	Other grains		Jun/81	(3)	100.0	103.8	
0302 .99	Garment leather		Jun/81	(3)	100.0	104.9	
0304 .99	Other grains		Jun/81	(3)	100.0	(3)	
04	Finished splits		Jun/81	(3)	100.0	95.3	
0401 .99	Finished splits		Jun/81	(3)	100.0	95.3	
0423	Finished sheep and lamb leather			(3)	(3)	352.2	
0103 .99	Garment leather		Dec/69	320.0	385.3	(3)	
0425	Rough, crust, and wet blue		Jun/81	(3)	100.0	(3)	
01	Rough, crust, and wet blue		Jun/81	(3)	100.0	83.4	
0101 .99	Rough, crust, and wet blue		Jun/81	(3)	100.0	83.4	
043	Footwear			240.4	241.0	241.9	
0431	Men's footwear			272.8	273.9	276.1	
01	Men's leather upper footwear			273.4	274.3	276.8	
0113 .99	Dress and casual shoes		Dec/80	102.6	102.7	103.6	
0115 .99	Boots		Dec/80	106.4	107.0	108.5	
0117 .99	Work shoes or boots		Dec/80	102.7	103.4	104.0	
0119 .99	Other leather upper footwear		Dec/80	102.9	104.5	104.5	
03	Men's non-leather upper footwear						
0301 .99	Men's non-leather upper footwear		Dec/80	100.0	101.4	101.4	
0432	Women's footwear			221.3	221.5	221.5	
01	Women's leather upper footwear			214.0	214.0	214.0	
0101 .99	Dress shoes		Dec/80	95.9	94.4	95.2	
0103 .99	Casual shoes		Dec/80	100.8	(3)	102.3	
0105 .99	Sandals		Dec/80	97.9	(3)	94.5	
0107 .99	Boots		Dec/80	100.9	(3)	(3)	
0109 .99	Other leather upper footwear		Dec/80	102.6	103.4	105.7	
03	Women's plastic upper footwear		Dec/80	102.8	102.9	102.9	
0301 .99	Dress shoes		Dec/80	102.9	103.2	103.2	
0303 .99	Casual shoes		Dec/80	103.4	103.4	103.4	
0305 .99	Sandals		Dec/80	102.2	(3)	(3)	
0309 .99	Other plastic upper footwear		Dec/80	(3)	(3)	100.0	
04	Women's other non-leather upper footwear						
0403 .99	Casual footwear		Dec/80	101.7	(3)	(3)	
0433	Children's footwear (size 8 1/2 - 12)			198.5	199.2	199.2	
0141 .99	Children's leather upper footwear		Jun/80	104.7	(3)	105.3	
0143 .99	Children's non-leather upper footwear		Jun/80	102.8	102.8	102.8	
0434	Misses' footwear (size 12 1/2 - 2 1/2)		Jun/80	101.5	99.9	100.7	
0147 .99	Misses' leather upper footwear		Jun/80	101.7	99.1	99.5	
0435	Youths', boys' ftwear. (size 12 1/2-6)		Jun/80	106.7	108.1	108.1	
0153 .99	Youths' and boys' leather upper footwear		Jun/80	107.3	(3)	109.3	
0155 .99	Youths' and boy's non-leather upper footwear		Jun/80	105.1	105.1	105.1	
0436	Infants', babies' ftwear. (size 1-8)		Jun/80	106.2	108.1	106.5	
0159 .99	Infants' and babies' leather upper footwear		Jun/80	105.1	(3)	105.6	
0161 .99	Infants' and babies' non-leather upper footwear		Jun/80	107.3	110.5	107.3	
0437	Athletic footwear		Jun/80	97.7	97.7	98.9	
0165 .99	Athletic footwear designed for sports		Jun/80	103.7	(3)	105.9	
0167 .99	All other athletic footwear		Jun/80	90.2	90.2	90.2	
0438	Other footwear						
0169 .99	Other footwear		Jun/80	103.5	106.6	106.9	
044	Other leather and related products			238.4	249.4	247.8	

See footnotes at end of table.

Table 6. Continued—Producer prices and price indexes for commodity groupings and individual items

(1967 = 100 unless otherwise indicated)

Commodity code 1/	Commodity	Unit	Other index base	Index			Price
				Mar. 1981 2/	June 1981 2/	July 1981 2/	July 1981
0441	Luggage and small leather goods			190.1	202.6	200.4	
0111 .09	Week-end case, women's, nonleather	ea.		220.7	235.2	233.0	\$38.847
0122 .03	Attache case, non-leather	ea.	Dec/67	191.0	228.8	214.2	19.896
0442	Gloves						
0101 .05	Men's dress leather gloves	doz.		328.4	328.4	328.4	153.236
0443	Industrial leather			357.4	357.9	357.9	
0444	Footwear cut stock			367.2	374.5	376.1	
0101 .03	Cut soles, men's	pr.		434.9	440.8	444.8	2.788
05	Fuels and related products and power			696.5	704.9	703.4	
051	Coal			481.1	491.8	505.7	
0511	Anthracite			542.8	565.1	582.9	
0101 .99	Chestnut			460.9	487.9	487.9	
0103 .99	Buckwheat no. 1			595.3	643.7	643.7	
0104 .99	Buckwheat no. 2		Jun/80	122.4	136.4	136.4	
0106 .99	Buckwheat no. 4		Jun/80	122.0	120.8	123.7	
0107 .99	Buckwheat no. 5		Jun/80	100.8	107.2	107.2	
0109 .99	Stove		Jun/80	113.7	121.4	121.7	
0111 .99	Pea		Jun/80	123.1	136.1	136.1	
0512 ⁴	Bituminous coal			478.3	488.6	502.3	
01	Domestic sizes			588.6	605.7	618.9	
0101 .01	Retail dealers	net ton	Dec/73	(3)	286.6	292.8	
02	Industrial sizes spot			400.6	412.0	432.6	
0209 .13	Steam electric utilities	net ton	Dec/73	126.4	134.8	137.8	
0211 .08	Manufacturing	net ton	Dec/73	252.2	260.4	274.7	
0212 .04	Metallurgical, high volatile	net ton		704.2	704.2	757.3	
0213 .06	Metallurgical, low volatile	net ton		696.0	710.6	739.9	
03	Industrial sizes contract		Jun/76	136.4	139.0	142.1	
0301 .08	Steam electric utility	ton	Jun/76	166.9	(3)	172.6	
0302	Manufacturing	ton	Jun/76	121.8	124.5	126.5	
0303 .01	Metallurgical, high volatile	ton	Jun/76	98.6	100.5	105.8	
052	Coke			430.1	470.3	470.3	
0521							
0102 .02	Birmingham, Alabama	net ton		434.0	485.2	485.2	159.750
0103 .01	Milwaukee, Wisconsin	net ton		420.4	470.8	470.8	162.400
0106 .01	Detroit, Michigan	net ton		(3)	(3)	(3)	(3)
0108 .01	Indianapolis, Indiana	net ton		437.7	484.3	484.3	161.000
0109	St. Louis, Missouri	net ton	Dec/71	286.8	316.1	(3)	(3)
0111 .01	Philadelphia, Pennsylvania	net ton	Dec/71	285.8	315.6	315.6	161.500
053	Gas fuels			889.9	931.6	946.6	
0531 ⁵	Natural gas			1016.3	1080.4	1113.6	
0102 .02	Interstate	mcf	May/77	306.5	326.0	344.0	2.205
0103 .03	Intrastate	mcf	May/77	172.1	181.6	177.0	2.536
0104 .01	Imported	mcf	May/77	239.4	258.3	264.4	4.987
0532	Liquefied petroleum gas			708.0	712.9	697.8	
0104 .02	Propane	gal.	Jun/77	193.9	197.6	192.0	.450
0105 .03	Bulane	gal.	Jun/77	252.5	240.3	242.8	.548
0106	Ethane	gal.	Jun/77	175.5	176.6	173.2	.249
054	Electric power			351.2	366.9	374.9	
0542	Commercial power, 40 kw demand			299.2	312.3	320.0	
1101 .02	New England	10,000 kwh	Dec/70	328.3	322.7	321.9	900.372
1204 .01	Mid-Atlantic	10,000 kwh	Dec/70	310.8	340.9	350.1	1133.532
1307 .04	East North Central	10,000 kwh	Dec/70	266.0	266.4	273.5	729.091
1411 .01	West North Central	10,000 kwh	Dec/70	216.8	228.3	243.0	627.056
1514 .01	South Atlantic	10,000 kwh	Dec/70	258.8	268.7	267.5	633.768
1617 .01	East South Central	10,000 kwh	Dec/70	290.4	313.0	310.0	599.338
1721 .01	West South Central	10,000 kwh	Dec/70	257.6	279.6	296.4	631.211
1824 .01	Mountain	10,000 kwh	Dec/70	245.8	251.7	250.9	552.067
1927 .01	Pacific	10,000 kwh	Dec/70	302.1	306.6	318.9	630.151
0543	Industrial power, 500 kw demand			403.5	421.9	429.9	
1101 .02	New England	200000 kwh	Dec/70	467.1	451.5	455.2	13654.621
1204 .01	Mid-Atlantic	200000 kwh	Dec/70	415.6	459.0	464.5	12561.022
1307 .04	East North Central	200000 kwh	Dec/70	314.2	316.8	319.7	9720.577
1411 .01	West North Central	200000 kwh	Dec/70	255.8	293.0	301.2	8495.588
1514 .01	South Atlantic	200000 kwh	Dec/70	353.3	354.7	353.2	8044.968
1617 .01	East South Central	200000 kwh	Dec/70	365.1	393.0	385.2	8915.559
1721 .01	West South Central	200000 kwh	Dec/70	367.7	390.0	432.6	9784.327
1824 .01	Mountain	200000 kwh	Dec/70	308.1	323.2	322.2	7106.931
1927 .01	Pacific	200000 kwh	Dec/70	487.8	500.3	520.0	10151.113
0561	Crude petroleum (domestic production)			842.8	816.0	799.0	
057	Petroleum products, refined			825.5	827.7	818.4	
0571 ^{5/6}	Gasoline			739.6	743.3	733.4	
02	Regular		Feb/73	683.2	685.6	677.3	
0201 .06	Dealer tank-wagon to retail outlets	gal.	Feb/73	620.0	621.8	614.5	1.087
0202 .07	Sales to jobbers	gal.	Feb/73	782.5	784.5	773.6	1.039
0203 .07	Commercial consumers	gal.	Feb/73	720.7	725.8	719.9	1.084
03	Premium		Feb/73	595.5	602.7	589.8	
0301 .06	Dealer tank-wagon to retail outlets	gal.	Feb/73	551.9	558.9	541.6	1.133
0302 .07	Sales to jobbers	gal.	Feb/73	687.8	695.8	689.4	1.125
0303 .08	Commercial consumers	gal.	Feb/73	716.4	723.7	728.5	1.226
04	Unleaded gasoline		Jun/77	261.0	262.0	259.2	
0401	Dealer tank-wagon to retail outlets	gal.	Jun/77	255.3	255.7	253.3	1.138

See footnotes at end of table.

Table 6. Continued—Producer prices and price indexes for commodity groupings and individual items

(1967 = 100 unless otherwise indicated)

Commodity code 1/	Commodity	Unit	Other index base	Index			Price
				Mar. 1981 2/	June 1981 2/	July 1981 2/	July 1981
0571	Gasoline (Cont'd)						
0402	Sales to jobbers	gal.	Jun/77	267.1	269.0	265.3	\$1.086
0403	Commercial consumers	gal.	Jun/77	264.7	265.7	264.3	1.110
0572 ^{5,6}	Light distillates			1041.0	1077.6	1066.4	
0201 .07	Kerosene to resellers	gal.	Feb/73	852.1	857.4	844.2	1.073
0301 .07	Commercial jet fuel, kerosene base	gal.	Feb/73	867.8	905.0	896.7	1.052
0573 ^{5,6}	Middle distillates			1082.8	1091.7	1080.0	
0201 .07	Fuel oil no. 2 to resellers	gal.	Feb/73	885.3	891.9	880.4	1.019
0301 .08	Diesel to commercial consumers	gal.	Feb/73	853.1	861.1	854.6	1.020
0574 ^{5,6}	Residual fuels			1323.7	1255.8	1234.6	
0401	Containing 0.3% or less sulfur		Dec/80	117.2	115.7	110.4	.985
0501	Containing 0.31 to 1.0% sulfur		Dec/80	117.8	103.3	113.3	.744
0601	Containing more than 1% sulfur		Dec/80	109.2	107.9	99.1	.592
0575	Lubricating oil materials			836.5	881.0	903.8	
0111 .04	Bright stock	gal.	Dec/73	(3)	513.2	513.2	
0112 .02	Neutral stock	gal.	Dec/73	(3)	474.1	485.5	
0113 .03	Pale oil	gal.	Dec/74	(3)	326.4	336.8	
0576	Finished lubricants			335.5	342.8	345.1	
01	Automotive oil			332.3	338.7	341.0	
0101	Automotive motor oil, retail			275.3	279.0	283.2	
0102 .99	Other automotive oil, retail		Dec/80	(3)	100.0	(3)	
0103 .99	Automotive motor oil, commercial		Dec/80	105.3	106.1	106.1	
0104 .99	Other automotive oil, commercial		Dec/80	106.3	107.8	107.8	
02	Industrial oil		Dec/80	104.7	107.5	108.4	
0201	Industrial oils	gal.	Dec/73	(3)	353.1	356.7	
0202 .99	Process oil		Dec/80	101.2	105.3	105.3	
0203 .99	Metalworking oil		Dec/80	101.9	106.2	106.2	
03	Lubricating grease		Dec/80	104.4	106.2	106.2	
0301 .99	Petroleum grease	lb.	Dec/73	(3)	229.5	229.5	
0577	Petroleum wax			466.2	478.7	478.7	
06	Chemicals and allied products			280.4	290.3	291.4	
061	Industrial chemicals			354.5	369.4	370.4	
0613 ⁷	Basic inorganic chemicals		Dec/73	281.5	288.6	289.5	
01	Alkalies and chlorine		Dec/73	286.5	303.7	301.7	
0101 .99	Chlorine liquid		Dec/73	(3)	215.0	201.2	
0103 .06	Sodium carbonate (soda ash)	ton	Dec/73	306.6	324.3	331.8	
0104 .99	Sodium hydroxide, liquid (caustic soda)		Dec/73	339.3	362.7	361.8	
0105 .99	Chlorine gas		Dec/80	102.2	96.4	95.5	
02	Other inorganic chemicals		Dec/73	281.8	285.5	287.5	
0203 .04	Aluminum hydroxide (alumina trihydrate)	lb.	Dec/74	195.1	194.9	211.5	
0204 .03	Aluminum oxide (alumina calcined)	ton	Dec/74	198.7	(3)	(3)	
0205 .03	Aluminum sulfate	ton	Dec/73	267.1	268.6	271.3	
0211 .04	Calcium carbide	ton	Dec/74	181.4	196.0	196.0	
0213 .02	Calcium oxide, (lime)	ton	Dec/73	279.4	279.4	279.7	
0214 .04	Calcium phosphate, dibasic	ton	Dec/75	178.3	185.8	185.9	
0221 .04	Hydrochloric acid	ton	Dec/73	204.7	200.5	190.7	
0222 .04	Hydrofluoric acid	ton	Dec/73	255.5	262.6	260.6	
0223 .03	Hydrogen peroxide	ton	Dec/73	156.8	(3)	153.7	
0241 .04	Nitric acid 42 degrees be	ton	Dec/73	212.7	210.1	210.7	
0262 .04	Sodium chlorate	ton	Dec/73	275.9	284.1	276.3	
0263 .02	Sodium hydrosulfite	lb.	Dec/74	144.7	144.0	144.1	
0264 .04	Sodium metasilicate	ton	Dec/74	245.8	248.5	256.5	
0265 .02	Sodium silicates	lb.	Dec/73	274.6	287.8	296.7	
0267 .02	Sodium tripolyphosphate	ton	Dec/73	389.6	402.0	406.7	
0281 .05	Sulfuric acid (contact), 66 be	ton	Dec/73	240.5	244.2	246.1	
0614 ⁷	Basic organic chemicals		Dec/73	390.8	410.1	411.3	
01	Primary		Dec/73	561.0	602.0	607.6	
0101 .11	Benzene	gal.	Dec/73	507.3	509.2	482.2	
0109 .05	1,3 Butadiene	lb.	Dec/73	439.9	(3)	505.7	
0121 .04	Ethylene	lb.	Dec/73	698.6	792.1	793.6	
0131 .03	Propylene, chemical	gal.	Dec/73	749.6	826.8	862.1	
0132 .04	Prenylene, polymer	gal.	Dec/73	599.2	672.1	705.0	
0141 .06	Toluene	gal.	Dec/73	533.2	526.8	513.8	
02	Intermediate		Dec/73	440.7	461.5	456.9	
0201 .02	Acrylonitrile	lb.	Dec/74	147.9	156.3	156.0	
0212 .01	Cyclohexane	gal.	Dec/73	589.4	601.9	564.5	
0221 .03	Ethylene oxide	lb.	Dec/73	526.7	563.3	562.5	
0231 .06	Formaldehyde	lb.	Dec/73	378.5	394.8	401.5	
0235 .01	Ortho - xylene	lb.	Dec/73	764.1	849.9	839.2	
0236 .01	Para - xylene	lb.	Dec/73	419.7	469.3	448.2	
0241 .06	Phenol, synthetic	lb.	Dec/73	377.3	386.6	413.2	
0246 .03	Phthalic anhydride	lb.	Dec/73	309.3	(3)	326.4	
0251 .08	Styrene, monomer	lb.	Dec/73	530.3	567.9	555.8	
0261 .06	Toluene 2,4 + 2,6 diisocyanate	lb.	Dec/73	271.4	270.9	281.2	
0271	Vinyl acetate, monomer	lb.	Dec/73	342.9	356.8	357.7	
0272 .07	Vinyl chloride, monomer	lb.	Dec/73	412.9	414.9	421.4	
03	Other basic organics		Dec/73	326.5	339.4	341.7	
0301 .03	Acetic acid	lb.	Dec/73	271.4	271.5	266.7	
0302 .05	Acetone	lb.	Dec/73	436.5	465.4	476.7	
0303 .06	Adipic acid	lb.	Dec/73	(3)	(3)	(3)	
0311 .02	1-Butanol (butyl alcohol)	lb.	Dec/73	335.3	368.9	374.9	
0321 .01	Carbon disulfide	lb.	Dec/73	282.7	(3)	(3)	
0324 .03	Carbon tetrachloride	ton	Dec/73	236.2	246.2	247.5	
0328 .05	Chlorodifluoromethane	lb.	Dec/73	230.9	240.6	239.0	
0331 .03	Dichlorodifluoro methane	lb.	Dec/73	218.3	227.8	227.4	
0333 .03	Diethylene glycol	lb.	Dec/73	329.5	354.1	347.6	
0335 .03	Diisodecyl phthalate	lb.	Dec/73	332.0	338.7	338.7	
0341 .04	Ethanol (ethyl alcohol)	gal.	Dec/73	370.3	368.5	387.3	

See footnotes at end of table.

Table 6. Continued—Producer prices and price indexes for commodity groupings and individual items

(1967 = 100 unless otherwise indicated)

Commodity code 1/	Commodity	Unit	Other index base	Index			Price
				Mar. 1981 2/	June 1981 2/	July 1981 2/	July 1981
0614	Basic organic chemicals (Cont'd)						
0343 .01	Ethyl acrylate, monomer	lb.	Dec/75	168.9	176.3	179.9	
0345 .08	Ethylene dichloride	lb.	Dec/73	401.1	376.1	387.4	
0347 .06	Ethylene glycol, polyester	lb.	Dec/73	438.2	(3)	(3)	
0349 .02	Ethylene glycol, technical	lb.	Dec/73	393.3	440.2	435.3	
0356 .01	Isopropanol (isopropyl alcohol)	gal.	Dec/73	391.6	421.7	421.1	
0361 .03	Maleic anhydride	lb.	Dec/74	124.2	128.8	129.0	
0363 .04	Methanol (methyl alcohol)	gal.	Dec/73	476.6	476.8	477.4	
0365 .03	Methylchloroform	lb.	Dec/73	262.5	285.5	278.4	
0367 .01	Methyl ethyl ketone (MEK)	lb.	Dec/73	385.5	422.9	425.4	
0371 .04	Methyl isobutyl ketone (MIBK)	lb.	Dec/73	322.9	353.9	352.4	
0371 .04	Perchloroethylene	lb.	Dec/73	292.1	261.6	258.2	
0381 .04	Trichloroethylene	lb.	Dec/73	302.5	306.4	300.9	
0382 .05	Trichlorofluoro methane	lb.	Dec/73	248.3	262.0	273.4	
0621	Prepared paint			246.6	250.4	251.0	
0101 .02	Paint, inside, latex	gal.		213.3	217.8	217.8	\$9.745
0111 .10	Varnish, floor	gal.		232.7	237.9	239.6	12.235
0121 .07	Enamel	gal.		249.3	251.6	251.6	14.046
0131 .06	Paint, inside, oil	gal.		277.9	279.4	279.4	12.283
0141 .09	Paint, outside	gal.		264.2	268.1	269.7	13.650
0151 .07	Paint, porch and deck	gal.		259.0	262.7	264.1	12.962
0161 .08	Paint, roof and barn	gal.		287.8	290.0	292.6	
0622	Paint materials			290.5	300.8	304.4	
01	Paint resins		Jun/76	143.7	147.9	150.5	
0104	Methyl methacrylate	lb.	Jun/76	145.6	152.6	152.6	
0105	Soya bean oil	lb.	Jun/76	140.5	136.7	145.5	
0112	N-butyl-acrylate	lb.	Jun/76	149.9	156.2	156.2	
0114 .01	Epoxy, unmodified	lb.	Jun/76	153.0	158.9	170.3	
0118 .01	Melamine-formaldehyde resin	lb.	Jun/76	151.9	157.3	157.3	
0136	Linseed oil, alkali refined	lb.		241.1	246.9	244.3	
0139 .03	Tall oil	lb.		111.8	108.8	107.6	
0151	Ethyl acrylate, monomer	lb.	Jun/76	164.4	171.5	176.6	
0171 .01	Phthalic anhydride	lb.		323.6	(3)	352.5	
0181 .01	Pentaerythritol	lb.		268.3	277.4	278.0	
0191 .02	Nitrocellulose	lb.		276.6	300.3	303.9	
0192 .03	Polyvinyl acetate	lb.		187.6	196.0	185.6	
02	Paint pigments		Jun/76	145.0	151.2	152.5	
0202 .01	Calcium carbonate	ton		221.8	221.8	223.7	
0203	Chrome yellow	lb.	Jun/76	186.0	186.0	186.0	
0205	Yellow iron oxide	lb.		329.3	338.2	368.9	
0207	Kaolin clay	ton	Jun/76	137.1	137.1	137.1	
0208	Talc	ton		182.3	185.5	191.7	
0209 .01	Titanium dioxide	lb.		248.6	255.7	255.7	
0211 .03	Zinc oxide	lb.		309.2	323.0	316.4	
0214 .01	Zinc dust	lb.	Jun/76	110.9	117.9	117.9	
0216	Phthalocyanine blue toner	lb.	Jun/76	162.5	182.1	182.1	
03	Paint solvents		Jun/76	221.0	232.3	234.6	
0301	Acetone	lb.	Jun/76	182.5	(3)	192.2	
0302 .01	N-butyl alcohol	lb.	Jun/76	138.5	150.2	153.3	
0303	Isopropyl alcohol	gal.	Jun/76	210.8	226.8	227.0	
0305	Ethyl acetate	lb.	Jun/76	162.5	179.0	180.6	
0307 .01	Methyl ethyl ketone	lb.		327.5	355.8	356.8	
0309	Mineral spirits, rule 66	gal.		588.8	615.6	615.6	
0311 .01	Xylol (mixed xylenes)	gal.		564.5	578.1	573.3	
04	Paint additives		Jun/76	160.6	159.1	159.1	
063	Drugs and pharmaceuticals			189.3	193.2	195.4	
0631	Materials			222.3	223.2	227.1	
0101	Phenacetin (acetophenetidin)	lb.		199.9	199.9	199.9	2.200
0103	Aspirin (acetylsalicylic acid)	lb.		295.0	295.0	295.0	1.660
0105	Citric acid	lb.		254.3	250.9	250.9	.740
0109	Salicylic acid	lb.		208.7	247.4	247.4	1.280
0117	Bismuth subnitrate	lb.		216.2	216.2	216.2	10.810
0128 .02	Cellulose gum	lb.		220.7	213.3	213.3	1.440
0131 .01	Codaine sulphate	kilo		245.3	245.3	245.3	930.000
0132 .01	Cortisone acetate	gram		180.6	180.6	180.6	.800
0133	Phenylpropanolamine hydrochloride	lb.		114.9	114.9	129.8	10.000
0142	Isoniazid	kilo		192.0	192.0	192.0	12.000
0144 .02	L-lysine monohydrochloride	lb.		258.8	258.8	258.8	12.200
0145	Menthol	lb.		149.7	149.7	149.7	7.100
0147 .01	Phenobarbital	lb.		344.5	295.4	295.4	19.500
0148	Pentobarbital	lb.		116.7	116.7	116.7	7.000
0149 .01	Potassium iodide	lb.		542.5	551.3	551.3	9.320
0151	Reserpine	gram		75.0	75.0	75.0	.500
0154 .01	Neomycin sulfate	kilo		109.5	109.5	109.5	75.000
0161	Sulfadiazine	kilo		258.5	258.5	262.1	33.000
0162	Streptomycin sulfate	kilo		146.3	146.3	146.3	47.000
0163	Sulfanilamide	lb.		100.0	100.0	100.0	2.000
0165	Sulfapyridine	kilo		121.4	121.4	121.4	18.750
0167	Sulfathiazole	kilo		281.0	281.0	281.0	17.000
0168	Vitamin A, synthetic, dry	kilo		150.0	150.0	150.0	33.000
0169	Vitamin B1	kilo		270.9	270.9	270.9	39.000
0171	Vitamin B6	kilo		105.0	105.0	105.0	42.000
0172	Vitamin B2	kilo		165.6	165.6	165.6	55.000
0173	Vitamin B12	gram		22.0	22.0	22.0	8.000
0174	Vitamin C	kilo		255.4	257.7	278.8	11.900
0634	Preparations, veterinary		Jun/81	(3)	100.0	108.9	
01	Prescription		Jun/81	(3)	100.0	114.7	
0109 .99	Prescription		Jun/81	(3)	100.0	114.7	
02	Non-prescription		Jun/81	(3)	100.0	100.3	
0209 .99	Other non-prescription		Jun/81	(3)	100.0	100.4	
0635	Preparations, ethical (prescription)			167.3	171.3	172.7	
01	Systemic anti-infectives			130.8	135.6	134.7	
02	Anti-arthritis			(3)	331.2	351.7	
0201 .99	Anti-arthritis		Jun/81	(3)	100.0	106.2	

See footnotes at end of table.

Table 6. Continued—Producer prices and price indexes for commodity groupings and individual items

(1967 = 100 unless otherwise indicated)

Commodity code 1/	Commodity	Unit	Other index base	Index			Price
				Mar. 1981 2/	June 1981 2/	July 1981 2/	July 1981
0635	Preparations, ethical (prescription) (Cont'd)						
03	Sedatives			263.8	263.8	(3)	
05	Antispasmodic/antisecretory			227.5	239.2	239.8	
0501 .99	Antispasmodic/antisecretory		Jun/81	(3)	100.0	100.3	
06	Cardiovascular therapy			173.3	179.5	181.0	
0611 .99	Antihypertensive drugs		Jun/81	(3)	100.0	102.2	
0619 .99	Other cardiovasculars		Jun/81	(3)	100.0	100.6	
07	Diabetes therapy			236.0	240.1	(3)	
08	Hormones			166.8	176.8	176.8	
0801 .99	Hormones		Jun/81	(3)	100.0	100.0	
09	Diuretics			(3)	120.6	129.0	
0901 .99	Diuretics		Jun/81	(3)	100.0	106.9	
11	Dermatologicals			176.9	185.0	186.1	
1111 .99	Fungicides		Jun/81	(3)	100.0	101.0	
13	Analgesics, internal			183.6	185.7	185.7	
1311 .99	Cocaine and combinations		Jun/81	(3)	100.0	100.0	
1323 .99	Aspirin, APC and related analgesics, non-narcotic		Jun/81	(3)	100.0	(3)	
15	Cough and cold preparations			226.6	228.4	(3)	
16	Vitamins			162.4	162.4	162.4	
1619 .99	Other vitamins		Jun/81	(3)	100.0	(3)	
99	Miscellaneous ethical preparations		Jun/81	(3)	100.0	101.4	
9922 .99	Muscle relaxants		Jun/81	(3)	100.0	100.0	
9923 .99	Nutrients and supplements		Jun/81	(3)	100.0	106.1	
9924 .99	Ophthalmic and optic preparations		Jun/81	(3)	100.0	100.0	
9925 .99	Psychotherapeutics		Jun/81	(3)	100.0	101.6	
9999 .99	Other miscellaneous ethical preparations		Jun/81	(3)	100.0	103.2	
0636	Preparations, proprietary (over counter)			223.3	229.1	231.1	
0111 .99	Adult multivitamins		Jun/81	(3)	100.0	99.6	
0112 .99	B-complex		Jun/81	(3)	100.0	102.6	
0119 .99	Other vitamins		Jun/81	(3)	100.0	101.8	
02	Cough and cold preparations			229.7	230.9	232.9	
0222 .99	Cold tablets, capsules		Jun/81	(3)	100.0	100.0	
0223 .99	Decongestants		Jun/81	(3)	100.0	106.4	
03	Laxatives			257.8	271.4	273.1	
0301 .99	Laxatives		Jun/81	(3)	100.0	100.6	
04	Analgesics, internal			251.9	249.9	251.7	
0411 .99	Aspirin/aspirin-salicylate compounds		Jun/81	(3)	100.0	100.4	
0412 .99	Non-aspirin		Jun/81	(3)	100.0	101.6	
06	External analgesics and counterirritants			206.7	207.4	190.8	
0601 .99	External analgesics and counterirritants		Jun/81	(3)	100.0	92.0	
07	Antiseptics and antibacterials			209.4	209.4	220.1	
0701 .99	Antiseptics and antibacterials		Jun/81	(3)	100.0	105.1	
08	Antacids			224.7	219.7	217.9	
0819 .99	Other antacids		Jun/81	(3)	100.0	98.5	
09	Dermatologicals			(3)	100.0	99.1	
0919 .99	Other dermatologicals		Jun/81	(3)	100.0	100.0	
99	Miscellaneous proprietary preparations		Jun/81	(3)	100.0	102.4	
9914 .99	Hematinics		Jun/81	(3)	100.0	(3)	
9999 .99	Other miscellaneous proprietary preparations		Jun/81	(3)	100.0	101.6	
0637	Biological products		Jun/80	103.1	103.5	103.2	
11	Blood & derivatives, human use		Jun/80	99.9	99.9	99.9	
1102 .99	Human blood serums		Jun/80	103.0	103.0	103.0	
1104 .99	Other blood derivatives		Dec/80	100.5	100.5	100.5	
12	Vaccines, toxoids, & antigens			109.1	108.4	107.4	
1213 .99	Antigens		Jun/80	(3)	100.0	106.8	
14	Diagnostics & other biologicals			104.1	105.1	105.1	
1402 .99	Diagnostic substances		Dec/80	102.7	104.4	(3)	
1403 .99	Allergenic products		Jun/80	110.9	110.9	110.9	
15	Biologicals for veterinary use						
1514 .99	Vaccines & viruses, vet. use		Jun/80	99.7	99.9	98.4	
064	Fats and oils, inedible			295.7	303.1	290.9	
0641							
0101	Castor oil	lb.		234.7	230.8	226.9	\$0.435
0111 .01	Coconut oil	lb.		209.1	216.8	216.8	.280
0121	Menhaden oil	lb.		273.6	301.0	246.3	.180
0151 .01	Tallow	lb.		325.5	335.1	315.9	.165
0161 .01	Grease, white, choice	lb.		303.0	311.8	307.4	.175
0171 .01	Grease, yellow	lb.		341.6	341.6	335.8	.145
065	Agricultural chemicals and chemical prod			275.8	288.9	288.9	
0651	Mixed fertilizers			263.7	265.1	265.6	
02	Complete mixed fert., dry form		Jun/80	108.3	108.5	108.7	
0201 .99	Comp. mixed fert., dry, 5-10-15 NPK		Jun/80	112.0	109.9	110.0	
0211 .99	Comp. mixed fert., dry, 6-24-24 NPK		Jun/80	103.5	102.5	101.9	
0221 .99	Comp. mixed fert., dry, 10-10-10 NPK		Jun/80	110.8	110.9	110.9	
0231 .99	Comp. mixed fert., dry, 12-12-12 NPK		Jun/80	110.8	110.4	108.6	
0251 .99	Comp. mixed fert., dry, misc. NPK		Jun/80	108.7	109.4	109.7	
03	Complete mixed fert., liquid form						
0301 .99	Complete mixed fert., liquid form		Jun/80	108.9	107.9	107.9	
04	Incomp. mixed fert.		Jun/80	108.0	110.2	110.8	
0411 .99	Incomp. mixed fert., quar. P205 & K20 only		Jun/80	105.6	104.3	104.3	
0431 .99	Incomp. mixed fert., quar. N, P205 or K20		Jun/80	(3)	111.8	111.8	
0652	Fertilizer materials			242.0	245.5	245.3	
01	Nitrogenates			208.7	219.5	219.6	
0105 .99	Anhydrous ammonia			259.8	275.9	275.9	
0111 .99	Solid & solution nitrate			170.6	187.3	191.3	
0126 .99	Nitrogen solutions			112.0	111.7	110.5	
0136 .99	Urea			236.1	245.3	242.0	
02	Phosphates			290.3	287.5	286.9	
0261 .04	Phosphate rock 68-70 b.p.l.	ton		509.0	509.0	509.0	
0263 .99	Triple superphosphates			328.9	312.3	307.8	
0265 .99	Ammonium phosphates		Dec/74	142.6	140.3	139.5	
0267 .99	Phosphoric acid, 52-54% APA		Dec/76	167.9	166.1	166.5	
03	Potash			271.8	270.6	271.3	

See footnotes at end of table.

Table 6. Continued—Producer prices and price indexes for commodity groupings and individual items

(1967 = 100 unless otherwise indicated)

Commodity code 1/	Commodity	Unit	Other index base	Index			Price
				Mar. 1981 2/	June 1981 2/	July 1981 2/	July 1981
0652	Fertilizer materials (Cont'd)						
0371 .05	Potassium chloride (muriate) domestic	K20 eq.		290.3	288.2	289.5	
0653	Pesticides			382.8	444.8	444.8	
0128 .01	Pyrethrum flowers	lb.		128.1	335.1	335.1	\$1.910
0131 .01	2, 4, 5-t	lb.		278.0	278.0	278.0	2.500
0132 .01	2, 4 - D	lb.		337.6	337.6	337.6	1.100
0134 .01	Pentachlorophenol	lb.		230.0	230.0	230.0	.460
066	Plastic resins and materials			279.4	289.7	295.9	
0662	Thermoplastic resins		Dec/80	102.6	106.6	109.3	
03	Low density polyethylene resins		Dec/80	102.7	105.4	112.6	
0301 .99	PE resin, low, film and sheeting			252.5	263.7	280.7	
04	High density polyethylene resins						
0401 .99	PE resin, high, blow molding		Dec/75	148.9	168.4	168.4	
05	Polypropylene resins		Dec/80	112.4	118.6	120.4	
0502 .99	Polypropylene for fiber and filament		Dec/75	(3)	170.9	(3)	
06	Styrene plastics materials		Dec/80	103.2	108.2	108.5	
0601 .99	Polystyrene resins, straight			328.4	344.0	351.4	
0602 .99	Polystyrene resins, rubber modified			291.7	(3)	303.4	
0603 .99	Acrylonitrile-butadiene-styrene (ABS)		Dec/75	175.0	183.6	180.9	
07	Vinyl and vinylidene resins		Dec/80	99.6	102.9	103.4	
0702 .99	Copolymer resins excluding dispersion		Dec/75	128.8	(3)	(3)	
09	Other nonengineering thermoplastic resins						
0901 .99	Other nonengineering thermoplastic resins		Dec/80	104.7	98.9	105.9	
0663	Thermosetting resins		Dec/80	101.4	105.1	106.6	
0101 .99	Epoxy resins		Dec/80	(3)	(3)	112.9	
02	Phenolic & tar acid resins		Dec/80	101.1	104.6	104.6	
0201 .99	Phenolic molding compounds			(3)	(3)	254.2	
0202 .99	All other phenolic & tar acid resins		Dec/75	143.7	149.0	149.0	
03	Polyester resins, unsaturated						
0301 .99	Polyester resins, unsaturated		Dec/75	154.3	163.0	166.4	
04	Urea-formaldehyde resins						
0401 .99	Urea-formaldehyde resins		Dec/75	139.4	142.8	143.2	
05	All other thermosetting resins						
0501 .99	All other thermosetting resins		Dec/80	100.7	103.4	103.5	
067	Other chemicals and allied products			248.3	256.0	254.8	
0671	Soap and synthetic detergents			236.6	239.3	239.2	
01	Soaps			244.4	246.8	246.7	
0101 .05	Chips or flakes, laundry	lb.		280.1	265.5	261.7	
0111 .05	Soap, cleansers	lb.		220.5	224.3	224.3	
0151 .03	Toilet	lb.		262.8	262.8	262.8	1.075
02	Synthetic detergents			233.4	236.1	236.1	
0252 .04	Heavy duty, powdered or granulated	lb.		246.8	248.7	248.7	.539
0256 .02	Light duty, powdered or granulated	lb.		226.1	231.7	231.7	.667
0258 .05	Light duty, liquid	lb.		208.5	211.8	211.8	.661
0675	Cosmetics and other toilet preparations			207.4	208.9	205.6	
02	Shaving preparations		Jun/80	100.8	100.6	105.4	
0201 .99	Shaving soap and cream			(3)	230.2	230.2	
0205 .99	Aftershave preparations		Dec/71	148.7	146.3	158.2	
03	Perfume, cologne & toilet water		Jun/80	111.4	119.6	107.8	
0301 .99	Perfume			251.1	280.2	264.3	
0305 .99	Cologne and toilet water			205.9	213.1	182.9	
04	Hair preparations		Jun/80	104.2	103.4	104.9	
0401 .99	Soap shampoo			127.5	136.6	137.3	
0405 .99	Synthetic organic detergent shampoo		Jun/80	103.6	105.3	105.3	
0411 .99	Hair tonics (inc. conditioners)			213.0	(3)	210.5	
0421 .99	Hair dressings		Jun/80	109.6	(3)	112.2	
0425 .99	Hair spray (aerosol)		Dec/71	261.7	244.7	249.5	
0431 .99	Home and commercial permanents			(3)	(3)	210.1	
0441 .99	Hair coloring		Jun/80	100.9	100.9	104.6	
0451 .99	Other hair preparations		Jun/80	105.6	112.1	112.1	
06	Creams		Jun/80	114.6	111.1	117.1	
0601 .99	Cleansing creams			276.5	260.1	260.1	
0602 .99	Foundation creams		Jun/80	107.3	107.3	107.3	
0603 .99	Lubricating creams		Jun/80	127.9	120.7	139.8	
0604 .99	Other creams		Jun/80	108.1	108.1	108.1	
07	Lotions and oils		Jun/80	109.1	109.2	111.7	
0701 .99	Suntan & sunscreen		Jun/80	104.0	104.3	104.3	
0704 .99	Hand lotions			151.4	150.2	152.4	
0705 .99	Other lotions and oils		Jun/80	104.6	107.0	109.3	
08	Cosmetics		Jun/80	119.3	114.8	113.0	
0801 .99	Lip preparations			183.3	167.2	177.0	
0802 .99	Blushes		Jun/80	104.7	104.7	110.4	
0803 .99	Eye preparations		Dec/71	146.0	145.8	133.2	
09	Deodorant		Jun/80	107.6	105.9	106.3	
0901 .99	Aerosol underarm deodorant			203.4	197.8	197.8	
0902 .99	Cream, liquid and roll-on deodorant		Jun/80	(3)	106.2	(3)	
11	Manicure preparations		Jun/80	96.8	97.1	97.1	
1101 .99	Nail lacquer and enamel			146.9	147.5	147.6	
12	Powders		Jun/80	111.2	114.4	114.7	
1202 .99	Face powder			201.8	202.3	202.3	
1203 .99	Met application powder		Jun/80	104.7	109.7	109.7	
13	Bath oils and salts						
1301 .99	Bath oils and salts		Dec/71	158.5	158.5	127.4	
0679	Misc. chemical prod. and preparations			282.2	298.0	298.0	
01	Essential oils			351.4	332.3	258.9	
0101 .01	Peppermint oil	lb.		245.8	167.9	167.9	10.250
0102	Citronella oil	lb.		643.1	643.1	605.2	4.000
0103	Lemon oil	lb.		386.4	386.4	228.4	10.050
0104 .01	Orange oil	lb.		85.8	85.8	93.6	.600
0105	Lemongrass oil	lb.		192.0	192.0	240.0	4.250
0106 .01	Lavender oil	lb.		231.2	231.2	231.2	14.000
02	Explosives			276.6	291.1	292.8	

See footnotes at end of table.

Table 6. Continued—Producer prices and price indexes for commodity groupings and individual items

(1967 = 100 unless otherwise indicated)

Commodity code 1/	Commodity	Unit	Other index base	Index			Price
				Mar. 1981 2/	June 1981 2/	July 1981 2/	July 1981
0679	Misc. chemical prod. and preparations (Cont'd)						
0225 .99	Other blasting accessories			268.2	(3)	(3)	
0231 .99	ANFO, except slurry			222.0	237.3	242.9	
03	Industrial gases		Jun/81	(3)	100.0	99.8	
0301 .99	Acetylene		Jun/81	(3)	100.0	99.7	
0302 .99	Carbon dioxide		Jun/81	(3)	100.0	100.0	
0303 .99	Nitrogen		Jun/81	(3)	100.0	100.0	
0304 .99	Oxygen		Jun/81	(3)	100.0	100.0	
0305 .99	Argon		Jun/81	(3)	100.0	100.0	
09	Other miscellaneous chemical products			281.7	300.1	304.8	
0905	Gelatin, edible	lb.		195.6	217.3	217.3	\$2.000
0908 .02	Glue, animal hide	lb.		291.6	291.6	291.6	.840
0912	Dextrin, canary dark	100 lb.		179.1	179.1	179.1	15.570
0913	Dextrin, white	100 lb.		174.8	174.8	174.8	14.920
0917 .02	Rubber/phenolic resin adhesive	gal.		310.9	318.4	318.4	
07	Rubber and plastic products			228.4	233.7	233.5	
071	Rubber and rubber products			252.1	257.8	258.0	
0711	Crude rubber			281.2	284.6	283.8	
01	Natural rubber			310.1	279.2	271.7	
0101	Latex	lb.		325.3	(3)	(3)	(3)
0102	No. 1 ribbed smoked sheets	lb.		326.8	286.5	281.5	.560
0103	No. 3 ribbed smoked sheets	lb.		312.9	277.0	266.7	.520
02	Synthetic rubber			281.9	292.6	293.0	
0212 .02	Polychloroprene			258.9	258.9	258.9	1.100
0215 .99	Polybutadiene			255.1	269.9	(3)	
0217 .99	Nitrile-solid		Dec/71	189.4	202.8	(3)	
0219 .99	Styrene butadiene-solid		Jun/81	(3)	100.0	100.1	
0222 .99	Specialty elastomers		Jun/81	(3)	100.0	100.2	
03	Reclaimed rubber						
0321 .05	Whole tire reclaim	lb.		185.2	183.1	188.3	
0712	Tires, tubes, tread, & repair materials			248.6	250.8	251.0	
01	Tires			246.9	249.0	249.1	
0101 .99	Passenger car pneumatic tires, bias-ply			239.5	241.1	241.4	
0102 .99	Passenger car pneumatic tires, bias-belted		Dec/74	173.3	(3)	175.5	
0103 .99	Passenger car pneumatic tires, radials		Dec/74	171.1	(3)	172.3	
0105 .99	Truck/bus tires, including off-highway			267.7	269.5	269.6	
0111 .99	Tractor/implement tires			268.6	270.8	270.8	
02	Inner tubes			283.1	288.5	288.5	
0221 .10	Passenger car/motorcycle inner tubes			293.2	302.9	302.9	
0223 .99	Truck/bus inner tubes			278.9	281.4	(3)	
03	Tread rubber, tire sundries, & repair matl		Jun/81	(3)	100.0	101.4	
0351 .99	Tread rubber, natural and synthetic		Jun/81	(3)	100.0	101.6	
0353 .99	Other tire sundries and repair materials, n.e.c.		Jun/81	(3)	100.0	100.5	
0713	Miscellaneous rubber products			243.5	254.2	254.7	
01	Footwear			218.5	219.4	220.1	
0107 .99	Protective footwear		Dec/80	103.6	103.6	103.6	
0135 .99	Men's footwear, fabric upper		Dec/80	99.8	100.0	100.0	
0137 .99	Women's/misses' footwear, fabric upper		Dec/80	100.4	100.9	102.0	
02	Rubber heels and soles			296.8	283.5	283.5	
0241 .03	Soling slabs	slab		312.9	290.8	290.8	8.250
0249 .08	Rubber soles, taps, men's	doz. pr.	Dec/75	163.7	163.7	163.7	
0251 .09	Rubber soles, full, men's	100 pr.		286.7	275.9	275.9	137.642
03	Rubber belts and bolting			283.4	294.8	294.8	
0361 .08	Bolting, conveyor	ft.		304.7	335.4	335.4	9.275
0362 .05	Bolting, transmission, flat	ft.		298.7	304.7	304.7	3.431
0364 .05	Belt, motor fan	ea.		279.5	286.9	286.9	
0366 .04	Transmission V-belt f.h.p.	ea.		248.6	248.6	248.6	2.229
0368 .05	Belt, multiple V-belt	ea.		267.1	267.0	267.0	5.133
04	Other miscellaneous rubber products			242.6	256.5	256.9	
0474 .06	Rubber cement	5 gal. can		275.4	287.6	287.6	22.209
0476 .09	Steam hose	100 ft.		259.8	(3)	(3)	(3)
0477 .09	Air hose, 3/4 in. i.d.	100 ft.		332.3	341.4	341.4	86.198
0478 .12	Water hose, 1 1/2 in. i.d.	100 ft.		350.0	357.5	357.5	
0479 .11	Water suction hose, 3 in. i.d.	ft.		256.1	252.2	252.2	3.268
0495 .04	Rubber gloves, industrial	doz. pr.	Dec/72	177.4	170.4	170.4	
05	Rubber roll covering		Jun/79	120.6	124.9	125.4	
0501	Graphic arts roll covering	ea.	Jun/79	119.3	125.1	127.3	
0502	Paper mill roll covering	ea.	Jun/79	121.3	123.3	123.3	
0503 .02	Steel mill roll covering	ea.	Jun/79	(3)	124.8	124.8	
0504	Industrial roll covering	ea.	Jun/79	121.6	126.0	126.0	
072	Plastic products		Jun/78	126.0	128.8	128.5	
0721	Plastic construction products		Dec/69	154.9	155.4	155.6	
0601 .02	Pipes and fittings	unit	Jun/78	109.8	(3)	(3)	
0722	Unsupported plastic film & sheeting		Dec/70	195.9	207.8	205.4	
01	PVC		Dec/70	213.1	215.8	215.8	
0117 .01	PVC and PVC copolymer	unit	Jun/78	121.1	122.6	122.6	
04	Other						
0401 .02	Other	unit	Jun/78	120.5	130.7	128.4	
0723	Laminated plastic sheets		Dec/70	182.6	190.3	187.1	
0301 .01	Laminated plastic sheets	unit	Jun/78	125.9	131.2	128.9	
0724	Foamed plastic products		Jun/78	137.1	134.2	134.2	
0725	Plastic packaging and shipping products		Jun/78	128.4	131.7	131.9	
0101 .04	Bottles	unit	Jun/78	121.6	127.1	127.4	
0102 .03	Foamed protective pads and shapes	unit	Jun/78	125.9	128.8	127.3	
0103 .02	Caps and closures	unit	Jun/78	144.2	144.2	144.2	
0104 .02	Boxes, cases and trays	unit	Jun/78	124.8	146.8	147.7	
0105 .05	Other plastic and packaging products	unit	Jun/78	125.3	119.0	119.0	

See footnotes at end of table.

Table 6. Continued—Producer prices and price indexes for commodity groupings and individual items

(1967 = 100 unless otherwise indicated)

Commodity code 1/	Commodity	Unit	Other index base	Index			Price
				Mar. 1981 2/	June 1981 2/	July 1981 2/	July 1981
0726	Plastic parts and components for mfg.		Jun/78	129.8	131.4	131.8	
01	Parts for transportation equip.		Jun/78	123.0	124.6	125.1	
0101 .12	Motor vehicle parts, including foamed	unit	Jun/78	124.1	125.6	126.2	
0102 .01	Other	unit	Jun/78	116.0	(3)	118.4	
02	Other parts and components for mfg.		Jun/78	134.5	136.1	136.3	
0201 .05	Parts for office and computing machines	unit	Jun/78	128.8	131.5	132.7	
0202 .13	Electrical parts	unit	Jun/78	141.6	143.2	143.4	
0203 .09	Other	unit	Jun/78	132.4	134.0	134.2	
0727	Disposable plastic dinner and tableware		Jun/78	132.6	136.8	136.8	
0101 .01	Cups, including foam	unit	Jun/78	120.3	127.3	127.3	
0728	Consumer and commercial plastics, n.e.c.		Jun/78	126.0	127.4	127.4	
0101 .01	Flower pots and plant containers	unit	Jun/78	115.8	115.8	115.8	
0102 .11	Other, not elsewhere classified	unit	Jun/78	126.4	127.9	127.9	
08	Lumber and wood products			294.4	297.9	295.5	
081	Lumber			326.2	335.0	330.1	
0811	Softwood lumber			346.0	356.1	349.0	
01	Douglas fir, dressed			321.8	333.4	320.4	
0125 .99	Boards under 2" thick	Dec/80		93.4	93.5	93.5	
0126 .99	2" lumber	Dec/80		89.4	94.5	88.5	
0127 .99	Timbers & lumber over 2" thick	Dec/80		95.8	96.4	97.6	
02	Southern pine, dressed			294.7	304.6	289.9	
0245 .99	Boards under 2" thick	Dec/80		101.9	103.1	100.9	
0246 .99	2" lumber	Dec/80		99.6	104.8	97.7	
0247 .99	Timbers & lumber over 2" thick	Dec/80		99.3	(3)	97.1	
03	Other softwood, dressed			378.3	391.4	389.6	
0301 .99	Boards, ponderosa pine	Dec/80		97.7	97.7	98.5	
0303 .99	Boards, western red cedar	Dec/80		100.4	100.1	99.6	
0308 .99	Boards, misc. western species	Dec/80		97.2	101.2	100.3	
0309 .99	Boards, misc. eastern species	Dec/80		98.3	102.8	102.7	
0312 .99	2" lumber, ponderosa pine	Dec/80		103.7	(3)	106.9	
0314 .99	2" lumber, white fir	Dec/80		95.6	100.9	100.4	
0315 .99	2" lumber, western hemlock	Dec/80		93.3	99.0	98.3	
0316 .99	2" lumber, redwood	Dec/80		109.0	116.1	(3)	
0318 .99	2" lumber, lodgepole pine	Dec/80		98.3	104.2	104.1	
0319 .99	2" lumber, misc. western species	Dec/80		97.3	99.5	100.2	
0322 .99	Over 2" lumber, misc. western species	Dec/80		100.0	100.0	100.8	
04	Rough softwood lumber			98.5	99.4	99.3	
0401 .99	Boards, eastern species	Dec/80		99.9	100.4	100.4	
0402 .99	Boards, western species	Dec/80		93.4	87.4	(3)	
0403 .99	2" lumber, eastern species	Dec/80		100.1	100.3	99.5	
0404 .99	2" lumber, western species	Dec/80		99.1	101.5	102.0	
0405 .99	Over 2" lumber, eastern species	Dec/80		99.9	(3)	101.6	
0406 .99	Over 2" lumber, western species	Dec/80		100.5	108.8	107.7	
05	Flooring, siding, and cut stock			94.7	96.5	96.5	
0502 .99	Woodsiding	Dec/80		100.0	99.2	(3)	
0812	Hardwood lumber			250.5	255.3	257.1	
01	Hardwood lumber, rough	Dec/80		100.5	102.4	103.5	
0107 .99	Oak	Dec/80		100.8	103.8	105.3	
0109 .99	Gum	Dec/80		100.1	102.4	102.3	
0133 .99	Poplar	Dec/80		100.8	100.5	103.4	
0191 .99	Ash	Dec/80		334.5	(3)	(3)	
0197 .99	Other miscellaneous species	Dec/80		99.9	99.6	99.6	
02	Dressed hardwood lumber			100.0	101.1	101.1	
0202 .99	Other misc. hardwood species	Dec/80		99.9	99.6	99.6	
03	Hardwood dimension			101.2	103.3	103.8	
0301	Dimension stock, rough or unfinished	unit	Dec/67	224.2	230.8	233.7	
0302	Dimension stock, fully machined	unit	Dec/67	246.1	251.7	251.7	
0303	Dimension stock, partially machined	unit	Dec/67	263.4	265.3	267.3	
082	Millwork			275.7	272.9	273.6	
0821	General millwork			286.5	282.2	283.3	
0101 .07	Cabinet, kitchen	ea.		201.4	201.4	201.4	\$64.356
0111 .06	Door, Doug. fir, ext. selected grade	ea.		404.0	393.6	404.8	68.061
0131 .15	Door, Ponderosa pine, exterior	ea.		464.1	464.1	464.1	74.558
0141 .11	Door, interior	ea.		477.1	453.9	453.9	51.928
0147 .04	Door, flush type, premium grade	ea.		258.3	259.4	259.6	
0172 .11	Window unit, Ponderosa pine	ea.		289.7	307.8	307.8	
0182 .05	Moulding, Ponderosa pine	100 ft.		401.7	367.7	367.1	16.266
0822	Prefabricated structural members			236.0	237.2	236.6	
0101 .99	Roof trusses			(3)	(3)	304.4	
0102 .99	Floor trusses	Jun/81		(3)	100.0	99.7	
0103 .99	Glued laminated lumber	Jun/81		(3)	100.0	99.3	
0106 .99	Other fabricated structural wood products	Jun/81		(3)	100.0	98.7	
083	Plywood			248.8	250.9	248.1	
0831	Softwood			315.7	319.2	312.7	
01	Western			323.3	327.1	323.2	
0111 .99	Cdx	Dec/80		86.5	90.6	87.9	
0112 .99	Other unsanded	Dec/80		101.4	100.2	100.3	
0115 .99	A-C, exterior	Dec/80		90.9	92.9	90.2	
0116 .99	Other sanded	Dec/80		93.8	94.7	95.3	
02	Southern			153.0	154.1	147.6	
0201 .99	Cdx	Dec/80		87.9	(3)	86.4	
0203 .99	Other unsanded	Dec/80		85.0	86.1	81.0	
03	Specialty softwood plywood						
0301 .99	Specialty softwood plywood	Dec/80		95.5	97.0	95.5	
0832	Hardwood			174.0	177.9	180.1	
0102 .08	Birch, Standard panel	m sq. ft.		166.9	171.4	174.0	

See footnotes at end of table.

Table 6. Continued—Producer prices and price indexes for commodity groupings and individual items

(1967 = 100 unless otherwise indicated)

Commodity code 1/	Commodity	Unit	Other index base	Index			Price
				Mar. 1981 2/	June 1981 2/	July 1981 2/	July 1981
0833	Softwood plywood veneer		Dec/71	240.2	227.9	217.2	
0111 .99	Softwood plywood veneer		Dec/80	95.7	90.8	86.5	
084	Other wood products			236.9	239.7	240.5	
0841	Pallets						
0111 .03	Wooden pallets	ea.		190.5	190.7	190.7	
0842	Boxes						
0122 .06	Wirebound, fruit and vegetable	100	Dec/67	258.5	260.4	260.4	
0123 .06	Wirebound, industrial	ea.	Dec/67	268.9	268.9	268.9	
				307.5	314.1	314.1	
0849	Other sawmill & planing mill products						
0101 .99	Wood chips		Dec/80	98.8	100.6	101.4	
0102 .99	Railway and mine ties		Dec/80	98.1	99.1	100.0	
0103 .99	Misc. sawmill products		Dec/80	100.0	(3)	(3)	
			Dec/80	104.8	113.2	113.2	
09	Pulp, paper, and allied products			269.0	272.7	273.8	
091	Pulp, paper, and products, ex. bldg. pap			266.8	271.9	272.5	
0911	Woodpulp						
02	Paper-making woodpulp		Dec/73	390.2	396.6	396.6	
0211 .06	Bleached sulphate, softwood	ton		269.2	273.0	273.0	
0212 .04	Bleached sulphate, hardwood	ton	Dec/73	386.2	408.2	408.2	\$487.537
0221 .04	Bleached sulphite	ton		243.8	(3)	243.2	428.695
03	Dissolving pulp		Dec/73	429.2	429.2	429.2	
				239.3	245.2	245.2	
0912	Wastepaper			185.1	182.9	182.1	
01	No. 1 news						
0102	No. 1 news, avq. of 5 markets	ton		107.0	94.3	94.3	20.800
02	No. 1 mixed						
0205	No. 1 mixed, avq. of 5 markets	ton		212.6	187.8	187.8	12.100
03	Old corrugated boxes						
0311	Old corrugated boxes, avq. of 5 markets	ton		145.2	145.2	145.2	22.800
04	.009 semi-chemical kraft clippings						
0415 .01	Semi-chemical kraft clippings	ton		296.3	330.1	320.5	82.813
05	.009 mixed kraft clippings						
0521 .01	Mixed kraft clippings	ton		336.2	377.3	365.5	77.813
06	White news blanks						
0625 .01	White news blanks, avq. of 4 markets	ton		213.3	213.3	213.3	112.500
0913	Paper			273.8	278.8	280.0	
01	Paper, exc newsprint & packaging paper			264.5	271.2	272.9	
0111 .99	Publication and printing paper, uncoated		Dec/73	(3)	(3)	225.5	
0113 .99	Printing paper, coated two sides, no. 3 grade		Dec/73	186.8	194.0	194.0	
0115 .99	Printing paper, coated two sides, no. 5 grade		Dec/73	232.1	236.0	(3)	
0116 .99	Printing paper, coated two sides, other grades		Jun/81	(3)	100.0	100.1	
0117 .99	Printing paper, coated one side		Jun/81	(3)	100.0	100.4	
0122 .99	Book paper, no. 3, uncoated			252.0	267.8	272.5	
0131 .99	Unwatermarked bond, no. 4 grade			215.4	219.5	225.1	
0132 .99	Watermarked bond, no. 1 grade		Dec/73	158.9	162.5	(3)	
0133 .99	Form bond, 12 lb.		Dec/73	222.8	230.2	230.2	
0134 .99	Form bond, 15 lb.		Dec/75	152.6	153.4	154.2	
0135 .99	Other form bond		Jun/81	(3)	100.0	100.0	
0136 .99	Other bond, except form bond		Jun/81	(3)	100.0	100.9	
0137 .99	Other chemical woodpulp writing paper		Jun/81	(3)	100.0	100.6	
0141 .99	Bond, 25% cotton fiber content			244.6	245.5	246.7	
0142 .99	Thin paper		Jun/81	(3)	100.0	101.3	
0147 .99	Uncoated bristols		Dec/73	(3)	208.6	(3)	
0148 .99	Cover text		Jun/81	(3)	100.0	101.1	
02	Newsprint						
0291 .99	Standard newsprint		Jun/81	301.9	(3)	301.9	
03	Packaging and industrial converting paper		Jun/81	(3)	100.0	100.5	
0302 .99	Wrapping paper, except unbleached kraft			(3)	(3)	305.8	
0304 .99	Shipping sack paper, unbleached kraft		Dec/73	217.4	224.5	224.5	
0307 .99	Bag & sack, except shipping sack, unbleached kraft		Dec/73	225.4	226.7	226.7	
0308 .99	Bag & sack, exc. shipping sack, ex. unbleached kraft		Jun/81	(3)	100.0	100.7	
0311 .99	Other converting 18lbs. and over, unbleached kraft		Jun/81	(3)	100.0	100.0	
0312 .99	Other converting 18lbs. & over, ex. unbleached kraft		Jun/81	(3)	100.0	102.0	
0314 .99	Glassine, greaseproof, and vegetable parchment		Jun/81	(3)	100.0	(3)	
04	Special industrial paper		Jun/81	(3)	100.0	100.8	
0401 .99	Special industrial paper		Jun/81	(3)	100.0	100.8	
0914	Paperboard			255.1	262.7	261.4	
01	Container board			247.8	255.6	255.6	
0101 .05	Liner, 42 lb. kraft	m. sq. ft.		247.0	255.0	254.9	6.454
0111 .05	Corrugating medium, semi-chemical	m. sq. ft.		250.1	(3)	259.2	3.803
02	Folding boxboard			244.3	248.9	248.9	
0225 .03	White-clay coated, 80 bright	ton	Dec/74	151.3	155.9	155.9	411.667
03	Set-up boxboard			290.8	290.8	290.8	
0332 .05	Chipboard	ton		289.0	289.0	289.0	
04	Cor. paperboard in sheets & rolls						
0441 .01	Bleached board, folding carton	100 lbs.	Dec/74	186.1	(3)	178.3	29.934
0442 .02	Uncoated cup stock	100 lbs.	Dec/74	170.4	178.9	178.9	28.881
0448 .01	Tube, can and drum stock	ton	Dec/74	139.5	(3)	145.6	298.208
05	Cor. paperboard in sheets & rolls						
0551 .99	Cor. paperboard in sheets & rolls		Jun/80	105.5	112.5	112.5	
0915	Converted paper and paperboard products			255.3	260.1	260.8	
01	Sanitary papers and health products			346.8	349.2	349.2	
0101 .10	Toilet tissue	case		344.9	344.8	(3)	(3)
0105 .09	Towels	case		367.3	367.3	(3)	
0107 .09	Napkins, industrial	1000		364.0	385.6	(3)	(3)
0109 .11	Napkins, household	100		(3)	362.0	(3)	
0213 .04	Grocery bags	1000		(3)	263.0	262.7	13.325
03	Paper boxes and containers			239.0	245.0	246.1	
0321 .04	Shirt box	1000		261.6	261.6	263.6	

See footnotes at end of table.

Table 6. Continued—Producer prices and price indexes for commodity groupings and individual items

(1967 = 100 unless otherwise indicated)

Commodity code 1/	Commodity	Unit	Other index base	Index			Price
				Mar. 1981 2/	June 1981 2/	July 1981 2/	July 1981
0915	Converted paper and paperboard products (Cont'd)						
0323 .99	Cor. shp. cont. for food & beverages			244.3	247.0	247.5	
0327 .03	Ice cream carton	1000		264.1	264.1	264.1	
0329 .03	Milk carton, 1/2 gallon	1000		234.4	251.3	251.3	
0333 .03	Paper cups, hot	1000		207.6	207.6	211.7	
0337 .01	Fiber drums	100		305.5	305.5	305.5	
0341 .99	Cor. shp. cont. for paper & allied		Jun/80	102.1	(3)	106.4	
0342 .99	Cor. shp. cont. for glass, clay, stone		Jun/80	106.1	108.9	110.3	
0343 .99	Cor. shp. cont. for metal products ex. elec.		Jun/80	106.7	(3)	108.1	
0344 .99	Cor. shp. cont. for electrical products		Jun/80	102.9	105.7	106.8	
0345 .99	Cor. shp. cont. for all other end uses		Jun/80	106.3	109.8	110.1	
04	Packaging accessories			262.0	268.3	268.3	
0431 .05	Gummed soaling tape	carton		252.3	263.5	263.5	\$15.457
0441 .99	Cor. & solid fiber pallets, pads, & part.		Jun/80	107.0	107.9	107.9	
06	Office supplies and accessories			211.2	215.1	215.1	
0645	File folders	1000		235.6	235.6	235.6	
0649 .02	Adding machine rolls	case		275.9	291.9	291.9	
07	Composite cans			267.3	267.3	272.5	
0751 .08	Motor oil can	1000		271.4	271.4	280.1	
092	Building paper and board			227.9	236.8	234.6	
0921	Insulation board			238.4	248.0	241.8	
0103 .05	1/2 inch	m sq. ft.		249.8	258.8	251.3	83.411
0922	Hardboard and particleboard			209.1	217.2	216.1	
0101 .04	Hardboard, type II, 1/8 inch	m sq. ft.		211.3	216.0	219.7	131.852
0121 .12	Particleboard, corestock	m sq. ft.		164.8	174.3	171.6	
0122 .14	Particleboard, floor underlayment	m sq. ft.	Dec/68	125.4	130.0	127.3	
093	Publications, printed matter & printing			Dec/80	106.0	106.9	107.5
0931	Newspaper publishing			Dec/80	107.5	108.4	108.9
01	Circulation			Dec/80	103.6	105.0	105.0
0111 .99	Subscriptions, through intermediary		Dec/80	103.6	104.9	104.9	
0112 .99	Subscriptions, direct to reader		Dec/80	104.8	106.9	106.9	
0121 .99	Single-copy sales, through intermediary		Dec/80	102.7	105.1	105.1	
0122 .99	Single-copy sales, direct to reader		Dec/80	103.9	103.9	103.9	
02	Advertising			Dec/80	108.7	109.5	110.2
0211 .99	Classified advertising		Dec/80	115.6	115.5	116.7	
0221 .99	Commercial advertising, national		Dec/80	104.0	106.5	107.2	
0222 .99	Commercial advertising, other		Dec/80	106.7	107.7	108.1	
0932	Periodical publishing			Dec/80	104.0	104.4	105.5
01	Circulation			Dec/80	101.0	103.0	105.1
0111 .99	General farm periodicals		Dec/80	108.6	108.6	108.6	
0121 .99	Industrial periodicals		Dec/80	103.7	104.5	104.5	
0123 .99	Professional periodicals		Dec/80	101.8	101.8	106.8	
0131 .99	Women's periodicals subscriptions		Dec/80	102.1	102.1	113.3	
0132 .99	Women's periodicals, single-copy sales		Dec/80	101.1	(3)	(3)	
0133 .99	General interest periodicals, subscriptions		Dec/80	101.3	(3)	103.4	
0134 .99	General interest periodicals, single-copy sales		Dec/80	96.1	(3)	(3)	
0135 .99	General news periodicals, subscriptions		Dec/80	103.5	(3)	104.4	
0141 .99	Religious periodicals		Dec/80	100.8	103.9	106.8	
02	Advertising			Dec/80	106.2	105.5	105.9
0211 .99	General farm periodicals		Dec/80	106.2	106.1	(3)	
0221 .99	Industrial periodicals		Dec/80	106.9	109.5	108.9	
0222 .99	Merchandising periodicals		Dec/80	105.4	(3)	106.2	
0223 .99	Professional periodicals		Dec/80	101.0	(3)	101.1	
0231 .99	Women's periodicals		Dec/80	107.4	(3)	(3)	
0233 .99	General interest periodicals		Dec/80	108.6	102.8	103.0	
0235 .99	General news periodicals		Dec/80	105.2	(3)	105.2	
0241 .99	Religious periodicals		Dec/80	100.0	110.9	112.0	
0243 .99	Other periodicals, n.e.c.		Dec/80	100.1	98.6	98.6	
0933	Book publishing			Dec/80	104.3	105.4	106.0
01	Textbooks			Dec/80	103.1	104.3	104.1
0111 .99	Elementary, hardbound		Dec/80	104.3	(3)	104.7	
0112 .99	Elementary, paperbound		Dec/80	102.8	(3)	102.8	
0113 .99	High school, hardbound		Dec/80	102.1	(3)	102.3	
0115 .99	College, hardbound		Dec/80	100.6	103.2	102.8	
0116 .99	College, paperbound		Dec/80	109.6	109.6	109.4	
0117 .99	Workbooks		Dec/80	107.9	108.8	108.8	
02	Technical, scientific & professional books			Dec/80	104.0	106.1	106.2
0213 .99	Medical books, hardbound		Dec/80	102.3	104.5	105.1	
0214 .99	Medical books, paperbound		Dec/80	100.0	105.9	105.9	
0215 .99	Business books, hardbound		Dec/80	100.0	100.0	100.0	
0217 .99	Other, hardbound		Dec/80	111.1	117.0	117.0	
03	Religious books			Dec/80	104.7	108.5	110.6
0315 .99	Other, paperbound		Dec/80	106.3	121.5	121.5	
04	General books			Dec/80	105.2	105.5	105.5
0411 .99	Adult trade, hardbound		Dec/80	(3)	102.9	(3)	
0412 .99	Adult trade, paperbound		Dec/80	100.5	101.2	100.7	
0414 .99	Mass market paperbacks		Dec/80	98.3	98.5	99.7	
05	General reference books			Dec/80	106.5	106.9	109.0
0514 .99	Other, including atlases		Dec/80	100.0	(3)	118.9	

See footnotes at end of table.

Table 6. Continued—Producer prices and price indexes for commodity groupings and individual items

(1967 = 100 unless otherwise indicated)

Commodity code 1/	Commodity	Unit	Other index base	Index			Price
				Mar. 1981 2/	June 1981 2/	July 1981 2/	July 1981
10	Metals and metal products			296.4	298.5	302.5	
101	Iron and steel			328.2	329.9	338.7	
1011	Iron ore			269.8	269.8	269.8	
0106	Mesabi, regular-unscreened	qr. ton		270.2	270.2	270.2	\$28.500
0117	Pellets	iron unit	Dec/69	319.5	319.5	319.5	.805
1012	Iron and steel scrap			357.6	328.3	323.6	
01	No. 1 heavy melting			378.8	340.0	334.0	
0101 .01	Pittsburgh	qr. ton		404.3	367.2	367.2	87.071
0102 .01	Chicago	qr. ton		376.5	315.6	315.6	99.000
0103 .01	Philadelphia	qr. ton		351.2	311.8	304.6	88.000
0104	Detroit	qr. ton	Jun/77	180.0	182.0	172.0	85.000
0125 .01	Birmingham	qr. ton		399.8	360.6	354.4	86.000
0106	Houston	qr. ton	Jun/77	169.5	160.3	152.7	100.000
0107 .01	Los Angeles	qr. ton		244.6	198.4	192.3	62.500
02	No. 2 heavy melting			400.8	349.8	344.8	
0211 .01	Pittsburgh	qr. ton		493.7	342.0	346.0	79.651
0212 .01	Chicago	qr. ton		413.9	342.8	334.4	87.000
0213 .01	Philadelphia	qr. ton		397.4	354.2	354.2	80.000
0215 .02	Birmingham	qr. ton		412.3	388.2	393.0	82.000
0216	Houston	qr. ton	Jun/77	169.1	151.2	151.2	81.500
0217 .01	Los Angeles	qr. ton		265.4	246.3	208.1	93.000
03	No. 2 bundles			383.2	331.8	323.8	54.500
0321 .01	Pittsburgh	qr. ton		353.4	290.8	290.8	60.694
0322 .01	Chicago	qr. ton		439.9	367.9	367.9	65.000
0323 .01	Philadelphia	qr. ton		344.6	314.4	309.4	69.000
0324	Detroit	qr. ton	Jun/77	176.8	166.7	166.7	61.500
0325 .01	Birmingham	qr. ton		466.7	453.7	453.7	57.500
0326	Houston	qr. ton	Jun/77	161.6	133.3	133.3	70.000
0327 .02	Los Angeles	qr. ton		236.0	197.6	126.2	66.000
04	Melting, r.r. no. 1			371.2	332.5	332.5	23.000
0431 .01	Pittsburgh	qr. ton		347.0	308.3	308.3	93.891
0432 .01	Chicago	qr. ton		381.0	321.5	321.5	99.500
0435 .01	Birmingham	qr. ton		392.4	374.3	374.3	92.000
0436	Houston	qr. ton	Jun/77	146.6	146.6	146.6	93.000
05	No. 1 cupola cast iron			281.6	268.1	263.7	96.000
0541	Pittsburgh	qr. ton	Jun/77	149.3	142.3	138.0	92.302
0543	Philadelphia	qr. ton	Jun/77	154.1	140.2	140.2	98.000
0544	Detroit	qr. ton	Jun/77	98.3	98.3	98.3	85.500
0545	Birmingham	qr. ton	Jun/77	121.0	114.8	109.9	86.000
0546	Houston	qr. ton	Jun/77	130.4	130.4	130.4	89.000
0547	Los Angeles	qr. ton	Jun/77	161.0	154.1	154.1	105.000
06	No. 1 bundles			397.6	362.4	356.3	112.500
0651 .01	Pittsburgh	qr. ton		417.0	369.6	369.6	97.480
0652 .01	Chicago	qr. ton		410.2	344.7	344.7	113.000
0653 .01	Philadelphia	qr. ton		357.1	353.8	357.1	100.000
0654	Detroit	qr. ton	Jun/77	187.7	185.1	168.4	96.000
0655 .01	Birmingham	qr. ton		405.5	388.8	382.5	91.500
0656	Houston	qr. ton	Jun/77	158.8	160.3	152.7	100.000
0657 .01	Los Angeles	qr. ton		273.6	222.0	215.1	62.500
07	Stainless bundles			279.5	277.0	276.2	688.382
0761 .01	Pittsburgh	qr. ton		278.5	274.7	274.7	722.500
0762 .01	Chicago	qr. ton		264.8	262.8	260.9	670.000
0764	Detroit	qr. ton	Jun/77	152.1	152.1	152.1	722.500
1013	Steel mill products			328.7	332.1	344.9	
01	Semifinished steel mill products			348.5	348.0	369.9	
0101 .06	Billets, merchant quality, carbon	ton		372.0	371.3	396.0	397.987
0102 .01	Billets, forging, carbon	net ton		368.1	367.6	392.8	480.370
0103 .01	Billets, alloy	net ton		334.0	333.5	348.0	675.899
0111 .02	Wire rods, carbon	100 lb.		349.5	348.9	374.4	21.869
0113	Wire rods, stainless	lb.	Dec/77	126.3	126.3	126.3	1.149
02	Finished steel mill products			327.4	331.0	343.3	
0238 .01	Plates, A572, grade 50	100 lb.	Dec/68	355.6	355.2	354.9	26.162
0239 .03	Structural shapes, wide flange	100 lbs.	Dec/69	314.1	337.3	338.1	23.784
0241	Rails, standard, carbon	100 lb.		370.0	398.8	398.8	24.227
0242	Tie plates, low or high carbon	100 lb.		338.8	362.5	362.5	26.671
0243 .01	Axles, carbon	ea.		309.6	309.6	309.6	385.899
0245 .03	Plates, carbon, A-285	100 lb.		362.3	366.3	366.0	24.635
0246 .02	Plates, carbon, A-36	100 lb.		388.4	388.0	387.6	23.685
0247 .03	Plates, stainless	lb.		240.7	255.4	255.4	1.210
0248 .01	Structural shapes	100 lb.		343.8	370.0	369.4	23.909
0249	Bars, tool steel, alloy, die	lb.		309.1	309.1	309.1	2.015
0251 .01	Bars, tool steel, c. f., alloy	lb.		354.3	354.3	354.3	5.389
0252	Bars, h. r., alloy	100 lb.		341.8	341.3	356.6	41.573
0253 .02	Bars, hot rolled, stainless, type 304	lb.		273.7	285.5	285.5	1.572
0254 .01	Bars, h. r., carbon, special	100 lb.		352.6	352.2	377.1	26.685
0255 .09	Bars, reinforcing	100 lb.		276.7	277.8	276.2	15.613
0256	Bars, c. f., carbon	100 lb.		313.0	313.0	342.6	38.606
0257	Bars, c. f., alloy	100 lb.		343.9	346.9	359.3	54.526
0258 .01	Bars, c. q. stainless, type 303	lb.		277.1	288.2	288.2	1.865
0259 .04	Sheets, h. r., carbon, coil	100 lb.		313.5	313.3	332.2	22.568
0261 .04	Sheets, h. r., carbon	100 lb.		295.1	294.9	313.1	21.605
0262 .11	Sheets, c. r., carbon	100 lb.		323.8	323.6	343.5	25.368
0263 .04	Sheets, galvanized, carbon	100 lb.		314.2	309.2	326.6	32.141
0264 .04	Sheets, c. r., stainless	lb.		223.8	232.5	232.3	1.242
0265	Sheets, electrical, alloy	100 lb.		291.5	291.5	312.2	41.226
0266 .01	Strip, c. r., carbon	100 lb.		324.2	329.5	348.9	34.153
0267 .01	Strip, c. r., stainless	lb.		212.5	225.8	225.8	1.035
0268 .04	Strip, h. r., carbon	100 lb.		324.8	324.8	344.7	21.938
0269 .02	Pipe, black, carbon	100 ft.		353.6	382.0	382.0	73.983
0271 .01	Pipe, galvanized, carbon	100 ft.		369.5	393.6	393.6	90.045
0272 .03	Line pipe, carbon	100 ft.		384.6	391.0	410.3	793.486
0273 .03	Oil well casing, carbon	100 ft.		385.6	399.8	421.4	736.017
0274 .02	Oil well casing, alloy	100 ft.		470.5	483.1	513.9	1693.772

See footnotes at end of table.

Table 6. Continued—Producer prices and price indexes for commodity groupings and individual items

(1967 = 100 unless otherwise indicated)

Commodity code 1/	Commodity	Unit	Other index base	Index			Price
				Mar. 1981 2/	June 1981 2/	July 1981 2/	July 1981
1013	Steel mill products (Cont'd)						
0275 .05	Pressure tubing, carbon	100 ft.		319.6	320.4	341.7	\$212.636
0276 .02	Mechanical tubing, carbon, weld	100 ft.		280.3	284.0	293.9	56.849
0277 .07	Mechanical tubing, carbon, seamless	100 ft.		382.7	383.4	422.1	551.368
0278 .03	Mechanical tubing, stainless, weld	100 ft.		212.4	212.4	212.6	251.272
0279 .03	Mechanical tubing, stainless, seamless	100 ft.		207.8	236.3	236.3	579.345
0281 .01	Tin free steel, carbon, dbl. c.r.	base box	Dec/70	274.7	272.9	272.9	18.361
0282 .03	Tin plate, electrolytic	base box		364.2	362.4	362.4	31.305
0283	Tin plate, electrolytic, coils	base box		374.3	371.9	371.9	30.191
0284 .03	Tin plate, elec., carbon, dbl.c.r.	base box		318.5	317.0	317.0	20.930
0285 .04	Black plate, carbon	base box		394.1	391.4	391.4	27.941
0286 .04	Drawn wire, carbon	100 lb.		331.3	331.0	360.6	38.307
0287 .05	Drawn wire stainless, type 302	lb		257.4	262.8	262.8	2.245
0288 .03	Baling wire, carbon	carton		335.1	341.4	341.4	29.416
0289 .03	Nails, wire, 8d common	50 lb.		345.0	354.5	365.8	16.244
0291 .02	Nails, wire, galv., 8 d common	50 lb.		351.1	363.4	368.6	21.339
0292 .02	Staples, fence, galv., carbon steel	50 lb.		326.2	335.0	335.3	19.492
0293 .02	Barbed wire, galvanized	spool		347.6	353.8	350.9	30.552
0294 .01	Mown wire fence, galvanized	20 rd.		302.9	314.6	314.6	70.755
0295	Bars, h.r., stainless, forging, 410	lb.	Dec/77	138.3	143.6	143.6	1.280
0296	Bars, centerless ground, stainless, 416	lb.	Dec/77	137.7	142.8	142.8	1.489
0297 .03	Drawn wire, stainless, type 410	lb.	Dec/77	136.8	139.8	139.8	1.877
0298 .09	Bars, h.r., carbon, merchant quality	100 lb.	Jun/77	145.3	145.4	150.4	18.949
0299 .01	Bands (sheet), h.r. carbon	100 lb.	Dec/68	369.5	368.1	391.9	19.627
1015	Foundry and forge shop products			322.9	329.6	331.0	
02	Pressure & soil pipe and fittings, cast ir		Dec/80	97.4	98.4	99.3	
0235 .99	Soil pipe & fittings, gray & ductile iron		Dec/80	96.9	96.9	99.1	
0237 .99	Pressure pipe and fittings, ductile iron		Dec/80	99.7	100.7	100.8	
0239 .99	Pressure pipe and fittings, gray iron		Dec/80	96.8	98.7	98.7	
03	Motor vehicle castings, gray & ductile iron		Dec/80	101.2	101.7	101.8	
0321 .99	Castings for passenger cars, gray iron		Dec/80	100.9	101.4	101.3	
0322 .99	Castings for other motor vehicles, gray iron		Dec/80	102.2	102.7	102.8	
0323 .99	Castings for passenger cars, ductile iron		Dec/80	100.8	101.9	102.3	
04	Gray & ductile iron castings, other		Dec/80	102.8	105.3	105.6	
0423 .99	Molds & stools for heavy steel ingots		Dec/67	376.2	393.1	393.1	
0425 .99	Castings for construction & utility use		Dec/80	103.1	(3)	104.2	
0427 .99	Ductile iron castings, other		Dec/80	102.2	104.1	105.6	
0429 .99	Gray iron castings, other		Dec/80	103.6	104.8	105.1	
05	Malleable iron foundries		Jun/81	(3)	100.0	100.6	
0511 .99	Standard malleable iron castings		Jun/81	(3)	100.0	100.7	
0522 .99	Pearlitic malleable iron castings		Jun/81	(3)	100.0	(3)	
06	Steel investment foundries		Jun/81	(3)	100.0	100.2	
0614 .99	Carbon and low alloy steel investment castings		Jun/81	(3)	100.0	100.6	
0621 .99	High alloy steel investment castings		Jun/81	(3)	100.0	100.0	
07	Other steel foundries, carbon steel castings		Jun/81	(3)	100.0	100.5	
0712 .99	Railroad wheels and specialties		Jun/81	(3)	100.0	100.2	
0736 .99	All other carbon steel castings		Jun/81	(3)	100.0	100.6	
08	Other steel foundries, high alloy steel cast		Jun/81	(3)	100.0	100.7	
0818 .99	All other high alloy steel castings		Jun/81	(3)	100.0	(3)	
09	Other steel foundries, low alloy steel cast		Jun/81	(3)	100.0	100.2	
0917 .99	All other low alloy steel castings		Jun/81	(3)	100.0	100.2	
11	Forge shop products		Jun/81	(3)	100.0	100.6	
1151 .31	Closed die forgings, carbon steel			371.6	375.5	378.7	
1153 .09	Closed die forgings, alloy steel			364.8	373.9	(3)	
1016	Pig iron and ferroalloys			310.7	311.7	312.6	
0101 .03	Pig iron, basic	net ton		369.4	369.4	369.4	203.000
0105 .04	Pig iron, malleable	net ton		366.9	366.9	366.9	203.000
0107	Pig iron, bessemer	net ton	Jun/77	115.3	114.0	114.0	203.000
0108	Pig iron, no. 2 foundry	net ton	Jun/77	114.3	114.0	114.0	204.500
0111 .04	Ferromanganese	qr. ton		286.4	285.2	288.9	478.250
0112 .03	Ferrosilicon	lb.		315.0	319.4	319.4	.454
0113 .03	Charge chrome	lb.		310.8	310.8	310.8	.504
102	Nonferrous metals			286.5	284.9	283.3	
1022	Primary nonferrous metals			327.5	323.0	316.4	
01	Primary nonferrous metals, except precious			276.0	278.9	280.5	
0109 .01	Aluminum paste pigment	lb.		268.7	273.7	280.8	1.274
0117 .99	Primary aluminum ingot, unalloyed		Dec/80	100.8	102.7	102.9	
0118 .99	Primary aluminum ingot, alloyed		Dec/80	101.5	101.5	101.5	
0119 .99	Primary aluminum, other types, except extrusion bill		Dec/80	102.8	102.8	102.9	
0121 .99	Aluminum extrusion billet		Dec/80	101.4	100.8	100.8	
0122	Cobalt	lb.		1081.2	1081.2	1081.2	20.000
0123 .99	Domestic copper cathode	lb.		208.8	206.0	204.1	
0124	Copper powder	lb.		218.2	220.4	220.4	1.337
0126 .01	Tin, pig, grade A	lb.		413.6	388.1	401.5	6.000
0127	Lead, pig, common	lb.		257.1	271.4	296.4	.415
0128	Nickel, cathode sheets	lb.		400.1	400.1	400.1	3.500
0132	Zinc, slab, prime Western	lb.		290.0	324.8	324.8	.466
0133	Zinc, slab, special high grade	lb.		279.1	312.5	312.5	.468
0136	Antimony	lb.		414.5	386.6	386.6	1.385
0146 .01	Mercury, 76 lb. flask	flask		80.7	84.7	86.2	430.000
0151	Magnesium, pig ingot	lb.		347.7	372.7	372.7	1.340
0156 .02	Titanium sponge	lb.		521.3	552.3	552.3	7.650
02	Precious metals			803.7	721.0	628.9	
0271	Gold, refined	tr. oz.		1375.9	1315.8	1149.3	402.250
0272	Silver, bar, refined, .999 fine	tr. oz.		795.4	658.6	561.9	8.540
0273	Platinum	tr. oz.		431.3	431.3	431.3	475.000
1023	Nonferrous scrap			255.5	247.1	247.5	
01	Copper base scrap			171.4	175.6	173.0	
0106 .01	Copper scrap, no. 2 refiner	lb.		169.6	165.7	163.2	.635
0111	Heavy yellow brass scrap	lb.		176.0	191.4	189.2	.430
0116	No. 1 composition (red brass) scrap	lb.		199.4	205.2	200.8	.690
02	Aluminum base scrap			506.3	437.7	437.7	
0222 .01	Aluminum seq. low-copper clips, N.Y. lb.			539.4	488.6	488.6	.385
0223 .01	Old aluminum scrap, sheet and cast, N.Y. lb.			506.7	433.0	433.0	.235
03	Other nonferrous scrap nec.			305.2	308.2	324.3	

See footnotes at end of table.

Table 6. Continued—Producer prices and price indexes for commodity groupings and individual items

(1967 = 100 unless otherwise indicated)

Commodity code 1/	Commodity	Unit	Other index base	Index			Price July 1981	
				Mar. 1981 2/	June 1981 2/	July 1981 2/		
1023	Nonferrous scrap (Cont'd)							
0321	Scrap lead battery plates	lb.		399.6	421.3	462.8	\$0.290	
0326	New scrap nickel, clips and solids, N.Y.	lb.		201.3	184.1	184.1	1.600	
0331	Block tin pipe scrap	lb.		455.3	455.3	435.5	5.500	
0336 .01	Old scrap zinc N.Y.	lb.		325.2	325.2	325.2	.145	
1024	Secondary nonferrous metals			272.9	273.0	270.6		
02	Aluminum except extrusion billet		Dec/80	95.5	93.2	91.4		
0201 .99	Aluminum ingot		Dec/80	94.1	91.2	(3)		
0202 .99	Other types, except extrusion billet		Dec/80	96.6	(3)	92.4		
03	Refined copper		Dec/80	98.0	95.0	93.9		
0302 .99	Brass ingot, alloyed		Dec/80	98.8	(3)	(3)		
0304 .99	Bronze ingot, alloyed		Dec/80	97.7	98.1	94.7		
04	Refined lead		Dec/80	93.6	96.5	100.2		
0401 .99	Lead, unalloyed		Dec/80	86.8	93.9	101.1		
0402 .99	Antimonial lead, alloyed			255.1	270.7	284.1		
0403 .99	Babbitt metal, alloyed			311.2	302.9	292.7		
0404 .99	Solder, alloyed			460.9	463.0	475.2		
05	Refined zinc		Dec/80	101.8	112.9	113.0		
0502 .99	Zinc dust, unalloyed		Dec/80	108.2	119.1	119.9		
0503 .99	Zinc-base alloys		Dec/80	(3)	112.9	113.0		
06	Precious metals		Dec/80	77.8	74.8	65.4		
0601 .99	Gold, unalloyed		Dec/80	79.8	75.7	66.7		
0602 .99	Silver, unalloyed		Dec/80	71.0	59.8	51.3		
07	Other nonferrous metals		Dec/80	101.0	101.1	100.6		
1025	Mill shapes			300.5	304.5	305.7		
01	Aluminum shapes			287.4	293.7	295.9		
0101 .03	Sheet, flat 5052-H 32	lb.		271.6	282.5	285.9	1.193	
0102 .02	Sheet, flat 2024-T3, heat treatable	lb.	Dec/68	295.9	295.9	310.7	1.974	
0103 .99	Sheet, coiled, bare, siding			248.0	257.9	259.2		
0104 .99	Sheet, coiled, bare, finstock			281.6	289.2	(3)		
0105 .02	Sheet, coiled, bare, nonroll (foil base)			289.9	289.9	289.9	.832	
0107 .99	Sheet, coiled, bare, all others		Jun/81	(3)	100.0	101.6		
0108 .99	Sheet, coiled, nonheat-treatable, precoated		Jun/81	(3)	100.0	103.3		
0109 .99	Sheet, flat, nonheat-treatable, bare		Jun/81	(3)	100.0	102.8		
0111 .99	Foil, plain (under .006 inches)			192.9	203.6	205.7		
0113	Rod, screw machine stock, 2011-T3	lb.		224.5	224.5	224.5	1.418	
0117 .04	Extrusion, solid, circle size 4 to 5	lb.		306.0	309.8	309.8		
0118 .05	Extrusion, solid, circle size 1 to 3	lb.		296.9	300.5	300.5		
0119 .02	Extrusion, solid, circle size 10 to 12	lb.		281.8	286.2	286.2		
0123 .04	Tube, drawn, 6063-T832	100 ft.	Dec/69	262.7	264.4	268.1		
0127 .03	Plate, heat treatable 7075-T651	lb.	Dec/68	368.7	368.7	(3)	(3)	
0128 .04	Plate, nonheat-treatable, 5083-H32			306.3	321.3	321.7	1.605	
02	Copper and brass mill shapes			223.0	221.6	220.3		
0231 .99	Copper-base alloy strip			242.8	249.5	249.3		
0232 .99	Copper-base alloy rod			199.3	204.7	200.1		
0233 .99	Copper-base alloy tube; non-plumbing			248.8	252.2	254.2		
0253 .99	Copper tubing, non-plumbing			259.3	220.4	220.5		
0254 .99	Copper tubing, plumbing		Dec/80	88.8	84.6	84.7		
0255 .99	Copper sheet or strip			235.3	239.4	240.5		
0256 .99	Copper rod		Dec/80	97.2	98.7	94.0		
04	Nickel alloy mill shapes			313.2	313.2	313.2		
0462	Nickel plate, 200 alloy	lb.	Dec/70	293.1	293.1	293.1	6.390	
0463	Monel sheet, 400 alloy	lb.		377.5	377.5	377.5	5.190	
05	Titanium mill shapes			353.9	363.4	365.9		
0525 .02	Titanium bar, ground, 6 AL-4V	lb.	Dec/70	390.8	406.1	(3)	(3)	
0526 .01	Titanium forgings, shipment, buyers	forqing	1972	332.2	326.4	(3)		
1026	Wire and cable			207.6	206.9	206.9		
01	Copper wire and cable			200.2	199.4	199.2		
0101	Bare wire, no. 8 awg			(3)	184.3	184.0		
0102 .99	Copper bare wire, alloyed		Dec/80	96.9	97.9	97.4		
0103 .01	Automotive primary wire	1000 ft.		210.0	207.0	212.3	15.093	
0106 .06	Building wire, type THW, 12 AWG	1000 ft.		177.1	159.3	162.9		
0107 .02	Building wire, type THW, 500 MCM	1000 ft.	Dec/69	(3)	145.0	142.5		
0109 .02	Building wire, type RHW-RHH	1000 ft.	Dec/69	124.2	116.6	118.5		
0111 .04	Nonmetallic sheathed cable 12/2, w.q.	1000 ft.		183.3	175.5	172.8		
0115 .03	Power cable, thermosetting, 15 k.v.	1000 ft.	Dec/69	163.7	173.0	173.1	1934.895	
0117 .07	Portable power cable, type GGC	1000 ft.		207.3	208.5	208.1		
0119 .01	Control cable, thermoplastic insul.	1000 ft.	Dec/69	195.4	195.1	195.1	222.173	
0137 .09	Cord sets, power supply, 6'	1000	Dec/68	209.5	209.7	209.3		
0143 .01	Magnet wire, class B, no. 25, solderable	100 lbs.	Dec/69	171.0	171.0	169.6		
0144 .01	Magnet wire, class F, no. 18 AWG	100 lbs.	Dec/69	169.3	169.3	167.0		
0145 .01	Magnet wire, class H, no. 17 AWG	100 lbs.	Dec/69	157.2	157.2	155.7		
0147 .05	Magnet wire, class A, no. 35, solderable	100 lbs.		203.1	203.1	201.9		
0151 .11	Telephone cable, polyethylene	1000 ft.	Dec/68	222.7	222.7	222.7		
02	Aluminum wire and cable			238.0	239.2	239.8		
0261 .03	ACSR cable, (drake)	lb.	Dec/69	277.2	277.2	278.6	.950	
0267 .03	Service entrance cable	1000 ft.		255.7	255.7	255.7	311.727	
0281 .03	Magnet wire, class F, no. 17 AWG	100 lbs.	Dec/69	243.1	243.1	241.4		
1028	Nonferrous foundry shop products							
01	Zinc castings			Jun/77	119.9	122.3	125.6	
0101 .06	Automotive, plated	part	Jun/77	120.5	121.3	123.9		
0102	Automotive, non-plated	part	Jun/77	117.6	121.1	127.7		
0103 .05	Non-automotive, plated	part	Jun/77	121.2	122.8	125.6		
0104 .05	Non-automotive, non-plated	part	Jun/77	120.2	124.1	125.0		
02	Aluminum castings							
0201 .05	Die casting, automotive	ea.	Dec/72	270.9	264.0	263.4		
103	Metal containers			314.1	314.1	315.7		
1031	Metal cans and can components			317.3	317.3	319.1		
02	Steel cans			Jun/81	(3)	100.0	100.6	
0204 .99	Soft drink can		Dec/70	(3)	(3)	(3)		
0206 .07	Beer can			(3)	(3)	(3)		
0209 .99	Fruit and fruit juice can		Jun/81	(3)	100.0	100.4		
0211 .99	Vegetable & vegetable juice can			(3)	(3)	351.2		
0214 .99	Lard and shortening can		Jun/81	(3)	100.0	101.2		

See footnotes at end of table.

Table 6. Continued—Producer prices and price indexes for commodity groupings and individual items

(1967 = 100 unless otherwise indicated)

Commodity code 1/	Commodity	Unit	Other index base	Index			Price
				Mar. 1981 2/	June 1981 2/	July 1981 2/	July 1981
1031	Metal cans and can components (Cont'd)						
0215 .99	All other food (including soup) cans		Jun/81	(3)	100.0	100.9	
0218 .99	Paint and varnish can		Jun/81	(3)	100.0	99.9	
0219 .99	Aerosol can		Jun/81	(3)	100.0	100.0	
0222 .99	All other non-food cans		Jun/81	(3)	100.0	100.4	
03	Aluminum cans		Jun/81	(3)	100.0	100.0	
0301 .99	Soft drink can		Dec/72	(3)	(3)	(3)	
0302 .99	Beer can		Dec/70	(3)	(3)	245.5	
04	Metal can component (steel and aluminum)		Jun/81	(3)	100.0	100.0	
0401 .99	Metal can components (steel and aluminum)		Jun/81	(3)	100.0	100.0	
1032	Barrels, drums, and pails				296.5	296.5	296.5
0111 .01	Steel barrel, 55 gal.	ea.			313.2	313.2	313.2
0116 .04	Steel pail, 5 gal	100			259.5	259.5	259.5
104	Hardware				258.6	257.6	261.7
1041	Hardware, n.e.c.				241.2	239.4	242.2
01	Builders hardware				249.0	253.6	256.6
0105 .01	Padlock combination	doz.	Dec/75		130.9	133.2	133.2
0108 .04	Padlock, pin tumbler	doz.			297.7	306.0	300.3
0111 .06	Cabinet hinge	ea.			265.3	273.9	269.9
0113 .03	Door lock, mortise, std. duty, keyed	ea.	Dec/75		153.3	154.0	159.2
0114 .03	Door lock, bored, std. duty, keyed	ea.	Dec/70		233.9	238.1	243.3
0116 .08	Door lock, bored, residential, keyless	ea.			236.5	238.8	241.6
0118 .03	Door lock, bored, residential, keyed	ea.	Dec/75		158.5	158.5	161.9
0119 .06	Exit device, heavy duty, rim type	ea.	Dec/67		246.2	261.7	261.7
0121 .02	Full mortise hinges, light wt.	pr.			248.4	256.8	256.8
0125 .03	Sash fastener	ea.	Dec/67		281.7	288.6	.823
0129 .02	Screen door closer, pneumatic type	ea.	Dec/70		239.8	239.8	.416
0131 .05	Door closer, overhead, commodity grade	ea.			208.2	208.2	211.9
0136 .03	Door stop	ea.	Dec/75		154.7	162.6	164.6
0137 .01	Cabinet pull	ea.	Dec/75		163.2	163.2	167.8
0138 .01	Dead lock, standard duty	ea.	Dec/75		136.9	141.2	142.4
03	Transportation equipment hardware		Dec/67		217.2	209.3	209.6
0345 .29	Other automobile hardware	set	Dec/67		213.7	198.9	200.1
0347 .05	Stern cleat, marine	ea.	Dec/68		227.3	234.4	234.4
0351 .06	Stern light, marine	ea.	Dec/68		230.0	240.9	240.9
04	Furniture hardware				326.1	330.9	345.5
0456 .04	Bedframe caster	400 pcs	Dec/67		281.7	294.7	307.1
0457 .06	Caster, office chair	ea.	Dec/67		259.0	261.8	280.6
0461 .02	Desk lock, cam type	ea.	Dec/67		351.4	351.4	351.4
1042	Hand tools				305.1	306.2	313.8
0106 .04	Axe, single bit	doz.			322.3	322.3	327.6
0121 .07	Wood chisel - 1 inch	ea.			255.3	255.3	255.3
0131 .01	Wrench, open end	ea.			317.2	323.4	323.4
0132 .01	Wrench, box	ea.			350.5	357.5	357.5
0133	Wrench, adjustable	ea.			276.2	285.2	291.6
0134 .03	Pipe wrench, heavy duty	ea.			322.8	332.4	332.4
0141 .03	Screw driver	ea.			256.0	263.9	267.3
0144 .05	Automobile bumper jack, ratchet type	ea.	Dec/67		658.1	570.8	568.7
0146 .01	Visc, standard	ea.			303.2	310.1	310.1
0147 .02	Wrench socket	ea.			266.1	274.0	274.0
0151 .02	Pliers	ea.			265.4	273.7	273.7
0156	Shovel	ea.			309.2	309.2	352.0
0161 .03	Hammer, carpenter	doz.			275.9	275.9	280.7
0166 .01	Hoe, field and garden	ea.			308.0	308.0	345.2
0176 .01	File flat	doz.			387.4	387.4	397.6
0181 .02	Hacksaw blades	100			162.7	162.7	165.6
0182 .01	Handsaw, crosscut	ea.	Dec/72		178.4	178.4	185.4
105	Plumbing fixtures and brass fittings				259.5	268.2	270.3
1051	Enamelled iron fixtures				281.9	292.2	299.2
0101 .99	Enamelled iron bathtubs				260.6	274.2	280.6
0111 .05	Enamelled iron lavatories				326.1	328.5	337.0
0121 .02	Enamelled iron sinks				326.3	328.2	336.1
1052	Vitreous china fixtures				250.2	256.7	259.6
0101 .04	Lavatory	ea.			277.6	283.5	288.4
0111 .05	Water closet combination	ea.			226.6	233.8	234.6
1053	Steel fixtures				215.7	219.0	219.1
0101 .99	Enamelled steel bathtubs				193.2	198.4	199.2
0111 .02	Enamelled steel sinks				280.8	280.8	280.8
0113 .99	Stainless steel sinks		Dec/74		138.6	140.5	139.9
1054	Brass fittings				263.6	273.9	275.2
0111 .05	Bathtub drain and overflow	ea.			247.5	249.4	251.8
0112 .04	Bathtub and shower fitting combination	ea.			269.6	274.6	274.6
0113 .02	Single control bath/shower combo	ea.	Dec/75		150.0	155.6	158.7
0121 .05	Lavatory faucet, combination	ea.			242.5	250.2	250.2
0141 .07	Sink faucet, deck type	ea.	Dec/75		142.9	150.9	153.5
0142 .03	Single control kitchen sink	ea.			261.4	272.5	272.5
0161	Lavatory trap, bent tube, adjustable	ea.			310.8	326.6	326.6
0162 .01	Water control/float valve	ea.	Dec/75		163.6	166.2	168.9
106	Heating equipment				219.5	222.9	225.7
1061	Steam and hot water equipment				224.4	232.6	232.7
0102 .99	Gas heating boilers				223.4	236.5	236.9
0103 .99	Oil heating boilers				249.9	253.3	(3)
0111 .99	Steel heating boilers				231.2	238.5	238.5
0113 .99	Steel heating boilers over 400 mbh		Dec/80		(3)	(3)	106.7
0131 .99	Steel radiators and convectors		Dec/80		111.2	112.9	114.5
0141 .99	All other radiators and convectors		Dec/80		100.0	105.3	105.3
1062	Warm air furnaces				216.2	223.0	229.4
0133 .06	Steel, forced air, oil, 95-112 m btu	ea.			227.8	232.0	234.2

See footnotes at end of table.

Table 6. Continued—Producer prices and price indexes for commodity groupings and individual items

(1967 = 100 unless otherwise indicated)

Commodity code 1/	Commodity	Unit	Other index base	Index			Price
				Mar. 1981 2/	June 1981 2/	July 1981 2/	July 1981
1062	Warm air furnaces (Cont'd)						
0134 .08	Steel, forced air, oil, 78-85 m b.t.u.	ea.		236.4	248.9	256.7	\$484.656
0136 .99	Gas-fired wall furnaces			284.2	290.3	293.0	
0142 .15	Steel, forced air, gas, 72-88 mbtu	ea.		223.8	231.0	240.0	293.071
0159 .01	Electric, forced air, 10kw	ea.	Dec/75	146.6	148.2	148.2	170.515
1063	Conversion burners			213.5	215.9	215.9	
0111 .99	Commercial/industrial oil burners		Dec/80	103.4	103.4	103.4	
0116 .99	Gas burners over 400 mbh		Dec/80	103.0	104.0	104.0	
0121 .99	Gas burners, 400 mbh and under			236.0	240.3	240.3	
0136 .99	Com./ind. dual fuel burners		Dec/80	104.7	106.1	106.1	
1064	Domestic heating stoves			190.4	186.7	191.8	
0121 .99	Wood/coal stoves, non-airtight		Dec/80	105.9	(3)	106.4	
0126 .99	Wood/coal stoves, airtight		Dec/80	102.1	102.0	103.4	
1065	Unit heaters and ventilators			224.0	219.9	219.5	
01	Unit heaters		Dec/67	262.2	271.3	270.3	
0121 .99	Gas fired propeller-fan type, under 400 mbh			225.4	232.5	232.5	
0126 .05	Steam, propeller fan type	ea.	Dec/67	268.1	277.9	276.1	276.074
1066	Water heaters, domestic			217.4	216.9	218.5	
0101 .03	Electric	ea.		192.5	192.4	192.7	
0113 .05	Gas	ea.		231.4	230.6	233.2	
1067	Other systems and other parts			105.4	105.8	106.3	
01	Other heating systems		Dec/80	102.2	102.8	104.6	
0116 .99	Gas-fired infrared heaters		Dec/80	102.8	105.7	105.7	
0121 .99	Non-electric fireplaces		Dec/80	105.5	107.3	108.0	
0126 .99	Other heating systems, n. e. c.		Dec/80	102.2	102.5	106.0	
02	Other parts for heating systems		Dec/80	106.6	106.9	106.9	
0216 .99	Other parts, n. e. c.		Dec/80	104.0	106.0	106.0	
107	Fabricated structural metal products			289.4	295.4	298.3	
1071	Metal doors, sash, and trim			273.3	276.1	278.3	
0111 .04	Window, aluminum, res. slide type	ea.		286.7	286.7	286.7	
0112 .10	Window, aluminum, res. single hung	ea.		263.8	263.8	(3)	
0113	Window, aluminum, com., projected	ea.	Dec/71	204.1	215.1	215.1	
0114 .05	Window, aluminum, com., double hung	ea.	Dec/71	218.5	222.4	222.4	
0121 .05	Door assembly, steel	ea.		309.3	316.7	322.9	83.085
0122 .04	Door frame, steel	ea.		283.1	289.4	294.2	23.824
0123 .02	Sliding glass door, aluminum	ea.	Dec/71	201.5	196.6	196.6	
0131 .04	Aluminum storm window	ea.		(3)	(3)	(3)	(3)
0132 .10	Aluminum storm door combination	ea.		(3)	(3)	(3)	
1072	Metal tanks			298.7	306.6	308.2	
0102 .99	Pressure vessels, non-aluminum		Jun/80	115.9	120.9	120.9	
0111 .99	Elevated water tank, field erected			409.0	428.4	431.2	
0112 .99	Bulk storage tank, 6,000 gallons or less			323.5	328.5	328.8	
0113 .99	Bulk storage tank, over 6,000 gallons			297.6	308.0	310.8	
0122 .99	Non-LPG gas cylinders		Jun/80	107.1	107.2	107.2	
0133 .99	Other pressure tanks		Jun/80	105.6	107.0	106.2	
0138 .99	Custom tank, 3/4 in. and less		Jun/80	109.7	(3)	115.2	
0139 .99	Custom tanks, over 3/4 in.		Jun/80	103.0	114.9	114.9	
0147 .99	Petroleum storage tanks		Jun/80	105.8	109.8	109.5	
1073	Sheet metal products			297.9	304.4	312.1	
0101 .06	Roofing, steel, formed	square		336.5	339.6	356.0	29.374
0106 .09	Roofing, aluminum, corrugated	sheet		319.9	331.1	331.1	12.765
0111 .03	Siding aluminum, noninsul. mfr. to dist.	square		(3)	245.5	(3)	(3)
0112 .06	Siding alum., noninsul., mfr. to dlr.	square		(3)	229.5	(3)	
0113 .05	Siding alum., insulated, mfr. to dist.	square		205.4	205.8	205.8	53.033
0114 .04	Siding alum., insulated, mfr. to dlr.	square		(3)	216.1	(3)	
0155 .03	Furnace pipe, galv., 30 gal., 6 in. dia.	ea.		287.1	296.9	304.8	2.671
0157 .03	Elbows 90 dg., galv., 30 gal., 6 in. dia.	ea.		309.3	319.5	328.5	1.065
0159 .05	Grain bin, farm	ea.	Dec/75	156.6	169.3	170.8	
0161 .04	Grain bin, commercial	ea.	Dec/75	142.7	155.5	157.3	
1074	Struct., arch., pre-eng. metal products			288.3	294.5	295.9	
02	Fabricated iron and steel pipe and fitting		Jun/81	(3)	100.0	101.4	
0202 .99	Fossil fuel power plant		Jun/81	(3)	100.0	100.0	
0214 .99	Other iron and steel pipe fabrication		Jun/81	(3)	100.0	100.4	
03	Fabricated iron and steel tube and fitting		Jun/81	(3)	100.0	101.3	
0302 .99	Welded tubing		Jun/81	(3)	100.0	101.5	
04	Nonferrous pipe and tube fabrication		Jun/81	(3)	100.0	100.0	
0402 .99	Copper pipe and tube fabrication		Jun/81	(3)	100.0	(3)	
05	Fabricated structural metal		Jun/81	(3)	100.0	100.0	
0501 .08	Fabricated structural steel for bldgs.	net ton		294.9	300.2	300.2	
0511 .07	Fabricated structural steel for bridges	net ton		287.4	290.9	291.1	
06	Prefabricated metal buildings and componan		Jun/81	(3)	100.0	(3)	
0645 .08	Metal building, steel, rigid frame	ea.		257.9	258.8	263.7	
07	Miscellaneous metal work		Jun/81	(3)	100.0	100.7	
0781 .02	Expanded metal lath	sq. yd.		312.1	317.5	326.0	1.336
0782 .01	Expanded corner bead	m lin.ft.		313.8	320.4	327.4	144.449
0791 .08	Fabricated bars	lb.	Dec/73	175.1	176.1	176.1	
1075	Heat exchangers and condensers			108.0	111.5	114.8	
0101 .99	Bare tube heat exchangers		Jun/80	110.3	114.3	117.0	
0102 .99	Fin tube heat exchangers		Jun/80	107.2	112.9	113.2	
1076	Fabricated steel plate			105.8	107.7	107.7	
0101 .99	Large diameter pipe		Jun/80	114.3	114.5	114.5	
0111 .99	Weldments		Jun/80	103.6	104.6	104.6	
0121 .99	Other fabricated plate		Jun/80	104.6	(3)	(3)	
1077	Steel power boilers			108.2	110.6	110.8	
108	Miscellaneous metal products			264.7	270.4	275.0	

See footnotes at end of table.

Table 6. Continued—Producer prices and price indexes for commodity groupings and individual items

(1967 = 100 unless otherwise indicated)

Commodity code 1/	Commodity	Unit	Other index base	Index			Price
				Mar. 1981 2/	June 1981 2/	July 1981 2/	July 1981
1081	Bolts, nuts, screws, and rivets			258.1	264.9	266.9	
0116 .08	Nuts	100 pc.		264.7	259.3	259.3	
0131 .12	Cap screws	100 pc		194.6	195.4	195.4	
0141 .06	Min. roof bolt	100	Dec/71	214.0	214.0	214.0	
0146	Hi-strength structural bolt, 7/8"x2 1/2"	100 units	Dec/76	111.4	115.5	115.5	\$75.620
0151 .08	Special industrial fasteners	1000	Dec/73	206.1	210.2	211.4	
1083	Lighting fixtures			232.2	241.8	242.1	
02	Residential		Jun/81	(3)	100.0	100.0	
0203 .12	Res., incand., ceiling, enclosed bowl	ea.		273.8	285.9	285.9	
0209 .03	Res., incand., exterior wall bracket	ea.		314.2	326.1	326.1	
0211 .08	Residential fluorescent ceiling fixture	ea.	Dec/69	203.7	(3)	206.7	
03	Commercial/institutional or industrial		Jun/81	(3)	100.0	100.1	
0301 .99	Commercial incandescent fixtures, surface or pendant		Dec/68	236.3	236.3	237.5	
0303 .99	Commercial incandescent fixtures, recessed		Jun/81	(3)	100.0	101.2	
0311 .99	Commercial H.I.D. fixtures, mercury and other types		Jun/81	(3)	100.0	100.0	
0321 .99	Commercial floor. fixtures, recessed air handling			(3)	(3)	217.9	
0323 .99	Commercial floor. fixtures, recessed non-air			200.6	209.0	207.4	
0325 .99	Commercial fluorescent strip lights		Dec/73	198.5	202.1	203.3	
0329 .99	Commercial fluorescent fixtures, plastic wraparound		Dec/67	238.8	248.3	(3)	
0331 .99	Commercial fluorescent fixtures, wall mounted		Jun/81	(3)	100.0	100.0	
0333 .99	Commercial fluorescent fixtures, surface or pendant		Jun/81	(3)	100.0	(3)	
0338 .99	Other commercial floor. fixtures, incl. portable		Jun/81	(3)	100.0	102.4	
0345 .99	Component or renewal parts for commercial fixtures		Jun/81	(3)	100.0	100.0	
0351 .99	Industrial incandescent fixtures, general types		Jun/76	194.6	194.6	(3)	
0361 .99	Industrial fluorescent fixtures, general types			229.5	238.4	238.4	
04	Vehicle		Jun/81	(3)	100.0	100.5	
0453 .13	Motor vehicle rear light assembly	ea.	Dec/73	182.3	182.3	184.4	282.929
05	Outdoor and other types		Jun/81	(3)	100.0	100.0	
0501 .07	Floodlight, incandescent, 1,500 w., q.p. ea.			219.2	219.2	219.2	
0503 .11	Mercury vapor floodlight, 400 watt	ea.	Dec/69	178.2	178.3	178.3	
0504 .09	Mercury floodlight, 1000 watt	ea.	Dec/73	164.6	164.6	164.6	244.084
0521 .01	Flashlight, 2 cell, general purpose	ea.		192.7	192.7		
1089	Other miscellaneous metal products			270.3	274.7	280.9	
02	Hot formed springs		Jun/81	(3)	100.0	100.2	
0216 .99	Orig. equip. leaf springs, except for passenger cars			275.1	280.5	280.5	
0217 .99	Replacement leaf springs for motor vehicles		Jun/81	(3)	100.0	100.0	
0225 .99	Locomotive, railroad car & other helical springs		Jun/81	(3)	100.0	100.0	
03	Cold formed springs		Jun/81	(3)	100.0	100.0	
0311 .99	Cold formed flat springs made of sheet & strip steel		Jun/81	(3)	100.0	100.0	
04	Precision mechanical springs		Jun/81	(3)	100.0	(3)	
0424 .13	Steel spring, precision mechanical	per m	Dec/69	249.3	249.3	260.0	
05	Other metal products			(3)	(3)	280.9	
0503 .03	Collapsible tube, aluminum	gross		245.5	248.2	248.2	16.252
0506 .27	Job stampings, automotive	100	Dec/72	213.9	215.5	216.7	
0511 .27	Job stampings, non-automotive	100	Dec/72	222.0	226.4	241.2	
0526 .02	Insect screening, galvanized	100 sq. ft.		237.4	250.7	255.4	9.411
0533 .01	Insect screening, aluminum	100 sq.ft.		245.9	263.9	263.9	10.897
0546 .03	Wire rope, impvd. plow steel, 5/8 inch	ft.		330.7	350.5	350.5	.987
0551 .06	Welded wire fabric	100 sq.ft.		271.7	270.0	270.0	
0553 .04	Steel strapping, flat, 1-1/4x .031	cwt	Dec/67	268.1	268.1	286.2	43.729
0554 .01	Steel strapping, flat, 5/8" x .020"	cwt.	Dec/67	266.1	266.1	279.3	42.991
11	Machinery and equipment			257.5	261.9	264.5	
111	Agricultural machinery and equipment			279.8	285.9	287.3	
1111	Farm, lawn and garden tractors			280.1	290.5	291.1	
01	Wheel type - Farm			296.9	309.9	309.9	
0104 .22	Diesel, 70-99 pto hp.	ea.		288.0	294.5	294.5	
0106 .19	Diesel, 50 - 69 pto hp	ea.		293.1	306.7	306.7	
0107 .15	Diesel 35 - 49 pto hp	ea.	Dec/70	241.6	255.6	255.6	
0108 .13	Wheel tractor, diesel, 100-129 pto. h.p. ea.		Dec/72	247.2	257.3	257.3	
0109 .14	Wheel tractor, diesel 130 h.p.	ea.	Dec/72	240.8	254.3	254.3	
05	Lawn and garden tractors and equipment			249.1	249.0	249.0	
0522 .25	Lawn and garden, riding type 10 plus hp ea.			239.7	239.7	239.7	
0528 .15	Garden tractor attachments	set	Dec/67	277.0	(3)	276.9	
51	Tractor parts		Dec/73	200.3	210.2	212.0	
1112	Agricultural machinery excl. tractors			289.3	291.8	294.1	
01	Plows			315.0	326.2	328.4	
0102 .18	Plow, moldboard, semi-mounted, 6 bottom	ea.		357.5	362.8	367.0	
0104 .21	Plow, chisel type	ea.	Dec/67	236.1	236.2	236.2	
0106 .06	Plow shares, for standard plows	ea.	Dec/67	277.9	315.5	315.5	
02	Harrow and rotary cutters		Dec/67	309.9	312.4	313.0	
0213 .22	Harrow, disc, drawn	ea.		329.3	333.1	335.0	
0216 .14	Rotary cutter, 66 inches or less	ea.	Dec/67	264.1	264.1	262.3	
03	Planting and fertilizing machinery			292.8	300.6	302.8	
0322 .17	Corn planter, drawn, 6-row	ea.		311.8	333.9	333.9	
0324 .08	Grain drill, fertilizer type	ea.		294.8	302.0	302.0	
0325 .14	Manure spreader, pto driven	ea.		267.2	277.7	277.7	
0327 .13	Fertilizer distributor, centrifugal	ea.	Dec/67	285.8	279.7	287.3	
0328 .10	Hydraulic farm loader, front end	ea.		300.9	306.1	309.7	
04	Cultivators			270.8	278.4	280.2	
0434 .12	Field cultivator, drawn, 10-13 ft	ea.	Dec/73	232.3	246.2	248.4	
0435 .09	Tool bar, basic unit	ea.	Dec/67	275.0	283.5	283.5	
0436 .10	Cultivator, rear mounted, 6 row	ea.	Dec/72	224.5	232.9	235.4	
05	Sprayers			235.7	234.6	234.7	
0542 .05	Hand sprayer	ea.		220.5	220.5	220.5	
0544 .20	Field sprayer, tractor mounted	ea.		231.3	219.0	219.8	
06	Harvesting machinery			281.2	276.7	278.9	
0651 .11	Cotton picker, 2-row, self-propelled	ea.		258.2	258.5	258.5	
0652 .24	Combine, self-propelled, 20-24 ft. cut	ea.	Dec/70	280.2	271.2	277.3	
0657 .09	Corn head attachment - 4 row	ea.	Dec/70	230.1	226.9	226.9	
0658 .17	Windrower, self-propelled	ea.	Dec/70	218.0	226.1	228.2	
0659 .22	Forage harvester, drawn	ea.		263.4	255.1	255.1	
07	Haying machinery			277.9	284.7	285.4	
0762 .06	Mower, mounted	ea.		294.6	294.9	294.9	

See footnotes at end of table.

Table 6. Continued—Producer prices and price indexes for commodity groupings and individual items

(1967 = 100 unless otherwise indicated)

Commodity code 1/	Commodity	Unit	Other index base	Index			Price
				Mar. 1981 2/	June 1981 2/	July 1981 2/	July 1981
1112	Agricultural machinery excl. tractors (Cont'd)						
0763 .07	Rake, ground driven, 8 ft.	ea.		274.0	274.7	274.7	
0765 .15	Hay baler, drawn, twine tying	ea.		280.2	291.9	291.9	
0767 .09	Combination mower conditioner, 8-9 1/2	ea.	Dec/70	219.8	223.9	225.8	
08	Crop preparation machinery		Dec/67	277.4	290.6	290.6	
0875 .16	Portable grinder-mixer	ea.		287.5	301.3	301.3	
0877 .10	Heated air crop drier	ea.		250.1	261.5	261.5	
09	Elevators		Dec/67	322.4	321.8	321.8	
0981 .11	Farm elevator, portable, double chain	ea.	Dec/75	169.6	169.6	169.6	
0983 .10	Farm elevator, portable, auger type	ea.	Dec/67	315.9	315.0	315.0	
11	Farm wagons			297.2	297.2	297.2	
51	Parts, farm mach. excluding tractor		Dec/73	225.8	229.6	233.5	
1113	Agricultural equipment			236.7	242.3	242.4	
01	Poultry equipment			236.6	239.7	244.7	
0101 .09	Incubator - hatcher	ea.	Dec/67	246.0	251.1	251.1	
0105 .13	Laying cage, non-automated	ea.	Dec/69	264.3	268.8	268.8	
02	Barn equipment			265.7	268.5	268.5	
0212 .17	Silo unloader, 14 ft. capacity	ea.		290.2	293.5	293.5	
0213 .14	Bunk feeder, electric powered	ea.	Dec/67	252.5	256.3	256.3	
0215 .02	Pipe line milker unit	ea.	Dec/70	226.4	233.9	233.9	
0216 .12	Bulk milk cooler	ea.		214.6	216.6	216.6	
0218 .10	Barn cleaner	ea.		291.0	299.7	299.7	
0221 .03	Notal hog feeder, self-feeding	ea.		251.3	249.4	249.4	
03	Water systems			208.7	217.9	216.9	
0322 .07	Shallow well, jet, 1/3 h.p.	ea.		215.2	223.3	224.7	
0324 .11	Submersible pump, deep, 3/4 h.p.	ea.		184.6	193.3	190.6	
0326 .12	Convertible jet, 1/2 h.p.	ea.		239.9	250.2	251.3	
112	Construction machinery and equipment			312.8	320.0	324.0	
1121	Power cranes, excavators, and equipment			296.1	298.9	303.7	
04	Excavators		Dec/80	101.2	102.1	101.9	
06	Cranes		Dec/80	103.7	104.6	107.3	
0608 .99	Cable operated cranes		Dec/80	104.0	103.4	107.1	
0609 .99	Hydraulic operated cranes		Dec/80	104.1	105.3	107.0	
0611 .99	Miscellaneous cranes		Dec/80	100.4	108.4	109.4	
07	Front end attachments and parts		Dec/80	103.1	104.3	105.6	
0701 .99	Front end attachments cranes, draglines, shovels		Dec/80	100.0	103.0	104.3	
0702 .99	Parts for cranes draglines and shovels		Dec/80	103.7	(3)	105.8	
1122	Construction equipment for mounting			348.4	354.8	357.0	
01	Special mounting equipment			358.0	364.1	365.0	
0109 .12	Ripper	ea.		334.6	345.1	352.0	
0123 .99	Tractor mounted winches and other attachments		Dec/70	369.1	375.9	375.9	
0127 .99	Snowplow attachment		Dec/76	161.7	(3)	(3)	
0128 .99	Dozer, hydraulic		Dec/76	148.2	151.6	154.9	
02				149.5	154.6	155.4	
0201 .03	6' and under 10' 1"	ea.	Dec/76	168.0	173.4	174.4	
0203 .02	10' and under 14' 1"	ea.	Dec/76	138.5	140.7	145.3	
0205 .04	14' 1" and over	ea.	Dec/76				
1123	Specialized construction machinery			349.8	355.4	361.8	
01	Other specialized construction machinery			356.0	360.7	366.4	
0101 .15	Trencher	ea.		348.7	353.1	366.2	
0131 .06	Dewatering pump, 10,000 q. p. h.	ea.		279.7	279.7	279.7	
0132 .05	Dewatering pump, 90,000 q. p. h.	ea.		340.7	340.7	340.7	
0135 .99	Winches, including marine		Dec/69	381.6	(3)	395.4	
0139 .99	Crushing and screening plants		Dec/80	106.7	107.5	110.0	
0141 .04	Wheelbarrow, steel tray	ea.		257.5	257.5	257.5	
02	Compaction equipment		Dec/76	155.8	159.7	163.7	
0216 .99	Rollers		Dec/80	100.6	103.0	105.5	
1124	Portable air compressors			160.8	155.5	155.5	
0101 .13	100 - 200 c.f.m.	ea.		(3)	(3)	(3)	
0103 .09	600 - 750 c.f.m.	ea.		(3)	(3)	(3)	
1125	Scrapers and graders			319.5	327.2	329.8	
01	Scrapers and graders			318.4	326.0	328.6	
0103 .99	Scraper bowls		Dec/80	103.9	106.8	106.8	
0111 .16	Motor grader, 115 to 144 b.h.p.	ea.		324.7	332.2	335.3	
0114 .05	Motor grader, 145 h.p. and over	ea.	Dec/76	163.9	(3)	(3)	
1126	Parts and other equipment			103.6	106.0	107.6	
01	Parts (ex. cra., drag., shov., trac., OEM)		Dec/80	104.8	106.9	107.9	
0101 .99	Parts and attachments sold to oem		Dec/80	106.4	(3)	109.5	
0102 .99	Parts for replacement or repair		Dec/80	104.3	106.0	107.3	
02	Other construction equipment		Dec/80	102.5	105.2	107.4	
0201 .99	All other construction machinery		Dec/80	100.8	101.9	102.8	
0202 .99	Other excavating and road machinery		Dec/80	104.4	105.6	111.4	
1127	Mixers, pavers, spreaders, etc.			242.9	248.3	245.4	
0111 .99	Portable mixers, 3 1/2 cu. ft and over			217.0	231.0	200.6	
0112 .99	Concrete finishers, paver, spreaders, distributor		Dec/80	100.8	101.2	102.5	
0146 .99	Asphalt Plant		Dec/68	257.2	(3)	276.4	
0152 .99	Other equipment		Dec/80	102.0	104.1	104.3	
1128	Tractors, other than farm			325.4	335.5	339.4	
01	Wheel type			313.0	321.9	329.6	
0108 .99	Off hwy wheel tractors		Dec/80	103.3	106.3	108.8	
02	Crawler type			326.6	333.2	335.5	
0211 .16	Diesel 60-89 net engine hp.	ea.		308.7	319.2	320.9	
0213 .21	Diesel 90-159 net engine horsepower	ea.		331.1	339.9	343.9	
0215 .20	Diesel 160-259 net engine horsepower	ea.		365.0	372.2	374.5	
0217 .25	Diesel 260 net engine h.p. and over	ea.		(3)	344.7	346.8	
0218 .18	Shovel loader, 45 - 89 hp.	ea.	Dec/67	271.2	280.6	281.4	
0219 .18	Shovel loader, 90 - 129 hp.	ea.		307.3	319.5	322.3	
03	Tractor parts and attachments		Dec/80	102.9	107.0	107.2	
0303 .99	Tractor parts; oem		Dec/80	101.3	102.6	103.1	
0304 .99	Wheel tractor loaders parts; repl., repair		Dec/80	106.1	111.3	111.3	

See footnotes at end of table.

Table 6. Continued—Producer prices and price indexes for commodity groupings and individual items

(1967 = 100 unless otherwise indicated)

Commodity code 1/	Commodity	Unit	Other index base	Index			Price
				Mar. 1981 2/	June 1981 2/	July 1981 2/	July 1981
1128	Tractors, other than farm (Cont'd)						
04	Tractor shovel loaders		Dec/80	107.8	111.5	114.0	
0401 .99	Wheel shovel loader, 4 wldr, up to 3 1/2 cu. yd.		Dec/80	112.3	115.7	118.6	
0402 .99	Wheel shovel loader, 4 wldr, 3 1/2 cu. yd. over,		Dec/80	103.5	107.2	108.9	
1129	Off-highway equipment			325.7	331.8	341.4	
01	Off-highway trucks, end dump		Dec/76	157.1	161.8	165.0	
0106	Off highway, rear dump trucks		Dec/80	103.1	106.2	108.3	
02	Other off-highway equipment		Dec/76	147.8	147.8	154.5	
113	Metalworking machinery and equipment			294.9	300.9	303.0	
1132	Power driven hand tools			209.0	211.5	212.1	
02	Home utility line, electrical			180.2	175.9	176.1	
0222 .99	Drill, over 1/4 inch chuck size to under 1/2 inch			218.6	206.3	206.2	
0223 .99	Circular saws			163.3	163.3	163.3	
0224 .99	Oscillating, reciprocating and vibrating sanders			139.9	139.4	142.7	
03	Industrial line, electrical		Dec/76	136.8	138.8	139.4	
0301 .99	Drill, over 1/4 inch chuck size to under 1/2 inch			180.8	183.5	185.4	
0303 .99	Jig, sabre, and reciprocating saws		Dec/76	(3)	125.4	125.4	
0304 .99	Screwdrivers and nutrunners		Dec/76	124.9	126.6	126.6	
0305 .99	Impact wrenches		Dec/76	140.0	148.6	149.6	
0307 .99	Planers and routers		Dec/76	137.1	139.0	139.0	
0308 .99	Belt sanders		Dec/76	144.0	146.2	148.8	
0309 .99	Hammers, percussion, rotary, without drill chuck		Dec/76	133.8	(3)	138.2	
0311 .99	Angle grinders, polishers, and circular sanders			210.6	(3)	212.1	
0342 .99	Circular saws, between 7 inch and 8 inch blade		Dec/80	107.5	107.5	108.7	
04	Pneumatic hand tools		Dec/76	143.3	144.4	145.3	
0412 .99	Grinders, polishers and sanders			179.2	183.5	186.0	
0413 .99	Percussion tools			242.5	242.5	242.5	
0415 .99	Drills, screwdrivers and nutrunners		Dec/76	142.6	146.1	150.0	
0435 .99	Other, pneumatic handtools, include hydraulic		Dec/80	109.9	109.9	109.9	
05	Other electric-powered handtools and parts		Dec/80	102.0	106.4	106.4	
0531 .99	Other electric powered hand tools		Dec/80	103.6	107.8	107.8	
0532 .99	Parts-attachments-accessories, for electric tool		Dec/80	100.2	104.9	104.9	
51	Pneumatic, hydr., and powder actuated part		Dec/76	163.9	171.3	171.3	
5131 .99	Pneumatic, hydraulic, and powder actuated parts		Dec/80	(3)	109.6	109.6	
1133	Welding machines and equipment			256.0	261.4	262.5	
01	Arc welding machines			225.2	228.9	232.2	
0101 .13	Transformer type, a.c./d.c.	ea.		229.2	229.6	235.8	
0111 .04	Rectifier type	ea.		185.5	186.4	191.6	
0121 .12	Engine driven unit, d.c.	ea.		301.8	311.6	311.6	
0131 .03	Wire feeder	ea.	Dec/72	139.3	140.7	143.3	
02	Resistance welding machines and supplies			241.5	252.3	252.3	
0231 .08	Spot welder	ea.		237.6	253.6	253.1	
0233 .06	Adjustable/retractable stroke	ea.	Dec/72	193.4	197.1	197.1	
03	Arc welding electrodes			308.4	312.0	312.0	
0331 .02	Wire electrode, 3/32", cored	lb.	Dec/76	126.3	126.3	126.3	
0332 .04	Wire electrode, E7053, .045", bare	lb.	Dec/74	121.8	122.1	122.1	
0333 .03	Type 30, stainless, covered, 5/32"	lb.	Dec/72	177.3	178.3	178.3	
0341 .09	Mild steel, stick, E-7018, 1/8 x 14	lb.		338.7	348.6	348.6	
0342 .07	Mild steel, stick, E-6013, 3/16 x 14	lb.		342.1	343.8	343.8	
04	Gas welding machines and equipment			207.5	214.6	214.6	
0452 .02	Welding torch, blow pipe	ea.		209.1	217.3	217.3	
0453 .03	Cutting tool, blow pipe	ea.		214.6	227.0	227.0	
0454 .10	Flame cutting machine	ea.		212.1	210.0	210.0	
0455 .06	Welding tip, acetylene	ea.		248.6	253.5	253.5	
0456 .01	Cutting tip, acetylene	ea.		188.9	197.9	197.9	
0457 .03	Oxygen regulator	ea.		194.1	204.5	204.5	
1134	Industrial process furnaces and ovens			327.0	331.1	332.2	
01	Electric, excluding induction & dielectric			348.8	348.8	348.8	
0102 .99	Electric metal melting furnaces		Jun/81	(3)	100.0	(3)	
0104 .99	Electric metal heat-treating furnaces		Jun/81	(3)	100.0	100.0	
0107 .99	Other kilns/lehrs, exc. wood, cement, chem. process		Jun/81	(3)	100.0	100.0	
02	Fuel-fired (oil or gas)			357.0	365.8	366.2	
0215 .99	Fuel-fired metal heat-treating furnaces		Jun/81	(3)	100.0	100.2	
0216 .99	Fuel-fired industrial ovens for metal processing			(3)	(3)	292.4	
03	Induct. & dielect. furnaces & heating equi			235.6	236.4	238.3	
0321 .10	Radio frequency type induction furnaces			259.5	252.1	254.3	
0323 .99	Metal melting line type induction furnaces		Jun/81	(3)	100.0	100.6	
04	Gas generating equipment						
0431 .06	Atomosphere generator, endothermic	ea.		367.9	376.0	377.6	
05	Otr. indus. elec. heat. units; parts/attac			298.8	307.4	310.0	
0543 .99	Parts, attachments, and components		Jun/81	(3)	100.0	100.0	
0544 .99	Tubular heaters		Jun/81	(3)	100.0	101.0	
0545 .99	Other industrial electric heating units		Jun/81	(3)	100.0	101.6	
1135	Cutting tools and accessories			248.6	257.5	260.9	
01	Small cutting tools			253.2	262.5	266.3	
0101 .10	Key way broach	ea.		392.2	398.6	410.8	
0103 .02	Twist drill	ea.		161.4	169.1	173.5	
0104 .01	Twist drill, carbide tipped	ea.	Dec/71	170.2	175.0	175.0	
0106 .05	Reamer, machine chucking	ea.	Dec/68	221.9	228.5	235.0	
0111 .03	Spur gear hob	ea.		222.3	226.4	226.4	
0113 .06	Milling cutter, side	ea.		270.4	287.0	294.8	
0115 .06	Milling cutter, plain	ea.		269.8	282.0	287.6	
0117 .08	End mill	ea.		265.7	285.7	291.5	
0119 .04	Hand tap	ea.		236.4	244.1	250.3	
0121 .03	Round adjustable die	ea.		304.3	315.0	324.3	
0123 .06	Solid pipe die	ea.		376.0	406.3	406.3	
0125 .09	Power saw blade, circular	ea.	Dec/72	277.4	270.3	270.3	
0127 .04	Power saw blade, band	ft.		185.1	185.1	190.3	
0129 .08	Power saw blade, hack	ea.		238.0	238.0	243.9	
0131 .08	Turning tool holder	ea.		244.0	249.8	249.8	
0133 .06	Throwaway insert, carbide	ea.		302.4	318.7	318.7	
0134 .02	Indelexible carbide insert, utility	ea.	Dec/72	226.7	237.6	237.6	
0135 .08	Brazed turning tool, carbide tipped	ea.		279.6	292.8	292.8	
0137 .01	Carbide tool blank	ea.		291.5	300.8	300.8	

See footnotes at end of table.

Table 6. Continued—Producer prices and price indexes for commodity groupings and individual items

(1967 = 100 unless otherwise indicated)

Commodity code 1/	Commodity	Unit	Other index base	Index			Price
				Mar. 1981 2/	June 1981 2/	July 1981 2/	July 1981
1135	Cutting tools and accessories (Cont'd)						
02	Precision measuring tools			217.8	223.9	224.3	
0241 .05	Gage blocks	set		(3)	(3)	242.8	
0242 .05	Micrometer caliper	ea.		196.2	203.1	203.1	
0244 .09	Cylindrical plug gage	ea.		279.8	291.3	295.9	
0248 .04	Snap gage, adjustable	ea.		255.8	266.4	266.4	
0249 .04	Pneumatic gage, column type	ea.	Dec/72	198.7	207.2	207.2	
0251 .08	Ring gage, cylindrical	ea.		200.8	200.9	200.9	
0252 .06	Dial test indicator	ea.		208.0	209.9	209.9	
1136	Abrasive products			269.9	276.2	277.5	
01	Abrasive grains			331.6	331.6	331.6	
0101 .99	Aluminum oxide			(3)	354.9	354.9	
03	Nonmetallic bonded abrasive products		Dec/80	102.1	106.3	107.0	
0301 .99	All shapes; resinoid & shellac bond; reinforced		Dec/80	101.6	107.6	108.1	
0302 .99	All shapes; resinoid & shellac bond; nonreinforced		Dec/80	103.3	107.3	108.2	
0303 .99	All shapes; rubber bond		Dec/80	100.0	107.0	107.0	
0304 .99	All shapes; other bond		Dec/80	101.0	103.0	103.0	
0305 .99	Diamond & cubic boron nitride wheel; metal bond		Dec/80	100.0	102.9	102.9	
0306 .99	Diamond & cubic boron nitride wheel; other bond		Dec/80	100.0	101.1	101.1	
0307 .99	All shapes; vitrified bond		Dec/80	102.7	107.8	109.0	
0309 .99	Other; except coated abrasives		Dec/80	104.3	105.3	105.3	
05	Nonmetallic coated abrasive products		Dec/80	105.2	107.3	107.4	
0501 .99	Cloth belts; any abrasive; glue bond		Dec/80	107.9	107.9	107.9	
0502 .99	Cloth belts; any abrasive; resin & waterprf bond		Dec/80	108.2	108.2	108.2	
0503 .99	Other cloth shapes; any abrasive; glue bond		Dec/80	107.6	107.6	107.6	
0509 .99	Buffing, polishing wheels & laps; no abrasive		Dec/80	90.4	106.3	106.7	
31	Metal abrasives		Dec/76	125.2	126.5	129.1	
3103 .99	Metal soap & scouring pads; & other metal abr		Dec/76	151.3	(3)	155.5	
1137	Metal cutting machine tools			337.9	343.5	345.7	
11	Boring machines		Dec/71	261.9	271.1	271.1	
1101 .09	Boring mill, vertical	ea.	Dec/71	246.7	252.0	252.0	
12	Drilling machines		Dec/71	259.0	263.3	267.1	
1201 .14	Sensitive drilling machine	ea.		355.7	355.7	355.7	
1203 .06	Upright floor type drill, plain	ea.	Dec/71	238.3	238.3	243.6	
1205 .06	Radial drill	ea.		259.8	278.5	279.6	
13	Grinding machines		Dec/71	302.0	304.8	309.4	
1304 .03	Centerless grinding machine	ea.	Dec/71	392.5	399.3	401.3	
1305 .06	Rotary surface grinding machine	ea.	Dec/71	292.8	295.5	294.9	
1323 .08	Recip. surface grinding machine, 18x72	ea.		385.2	396.6	396.6	
14	Lathes		Dec/71	277.2	282.3	285.4	
1401 .07	Engine lathe, 16" swing or under	ea.	Dec/71	283.7	287.8	297.5	
1466 .02	Chucking lathe, automatic, 8 spindle	ea.	Dec/71	358.1	365.7	365.7	
1408 .06	Bar machine, automatic 5 or 6 spindle	ea.		382.7	393.1	391.7	
1411 .23	Turning machine, n/c	ea.	Dec/71	222.9	225.6	227.9	
15	Milling machines		Dec/71	296.3	298.0	299.0	
1507 .10	Milling machine, bnd type	ea.	Dec/73	226.2	231.9	234.9	
16	Multi-function machines, n/c		Dec/71	201.5	205.9	206.0	
1611 .07	Vert. or horz. sp., manual tool change	ea.	Dec/71	225.4	228.2	228.2	
1612 .10	Vertical spindle, automatic tool change	ea.	Dec/71	169.1	171.5	171.5	
1613 .09	Horizontal spindle automatic tool change	ea.	Dec/71	215.1	221.0	221.0	
17	Gear cutting machines		Dec/71	373.5	410.3	411.1	
1701 .09	Hobbing machine	ea.		382.6	386.3	386.3	
1703 .01	Gear finishing machine	ea.	Dec/76	212.3	237.1	237.7	
19	Other metal cutting machines tools		Dec/71	271.5	266.3	269.0	
1903 .06	Tapping machine	ea.	Dec/71	245.0	245.1	248.8	
31	Home shop			246.1	243.6	249.3	
31	Parts for metal-cutting machine tools		Dec/72	329.0	328.8	328.8	
5102 .04	Spindle, sensitive drilling machine	ea.	Dec/72	440.7	457.3	457.3	
5103 .01	Cross feed screw, surface grinder	ea.	Dec/72	232.0	236.5	236.5	
5104 .03	Cross feed screw, engine lathe	ea.	Dec/72	296.2	305.3	305.3	
5105 .01	Cross feed screw, milling machine	ea.	Dec/72	519.0	488.2	488.2	
5106 .04	Ball or lead screw, n/c machine	ea.	Dec/72	152.1	152.1	152.1	
1138	Metal forming machine tools			373.7	378.0	379.4	
21	Punching, bending, forming machines		Dec/71	277.5	280.5	282.7	
2101 .03	Punching machine, manually operated	ea.	Dec/72	233.7	233.7	233.7	
2102 .99	Punching machine, fixed position, power operated		Jun/81	(3)	100.0	(3)	
2104 .99	Press brakes		Dec/71	(3)	(3)	272.4	
2116 .99	Rolls; angles, bars, shapes bending		Jun/81	(3)	100.0	(3)	
2118 .99	Other bending and forming machinery		Jun/81	(3)	100.0	100.9	
22	Shearing machines		Dec/71	293.6	299.2	307.8	
2201 .99	Plate shearing machines			383.8	383.8	396.2	
2205 .07	Mechanical sheet shearing machine		Dec/71	287.8	291.9	295.6	
23	Presses		Dec/71	327.9	331.2	333.1	
2301 .18	Mechanical OBI press, 45 tons	ea.		380.6	392.0	400.8	
2302 .17	Mechanical OBI press, 105-110 tons	ea.		392.7	392.7	398.8	
2303 .11	Mech. press, st. sided, 200-300 tons	ea.	Dec/68	398.1	404.7	405.4	
2304 .06	Mech. press st. sided 2 pt., 400 tons	ea.	Dec/71	297.7	302.3	302.9	
2305 .08	Mechanical press, 600 tons capacity and over		Dec/72	347.2	347.1	347.1	
2306 .06	Press, automatic, 45 thru 64 tons cap	ea.	Dec/75	167.3	167.5	167.5	
2307 .07	Press, automatic, 65 thru 100 tons capacity	ea.	Dec/71	337.1	342.2	344.1	
25	Other metal forming machines		Dec/71	285.6	293.3	291.7	
2501 .99	Forming machines			393.9	406.1	(3)	
2503 .07	Riveting machine	ea.	Dec/72	209.4	209.4	209.4	
2506 .99	All other metal forming machine tools		Jun/81	(3)	100.0	(3)	
41	Wire drawing machine						
4196 .07	Wire drawing machine	ea.	Dec/73	205.4	206.5	208.6	
51	Parts for metalforming machine tools		Dec/72	302.6	304.4	304.5	
5102 .03	Knives, plate shear, 1" x 4" x 10"	pr.	Dec/72	230.6	236.1	236.1	
5103	Clutch lining components, OBI press	ea.	Dec/72	341.6	341.6	341.6	
5104	Clutch lining components, 2 pt.	ea.	Dec/72	334.5	334.5	334.5	
5105 .99	Other parts for metal forming machine tools		Jun/81	(3)	100.0	100.0	
1139	Tools, dies, jigs, fixtures & ind. molds			Jun/81	(3)	100.0	100.9
01	Special dies, tools jigs, and fixtures		Jun/81	(3)	100.0	100.6	
0104 .99	Jigs/fixtures; other types, 1000 lbs. and over		Jun/81	(3)	100.0	100.0	
0105 .99	Standard parts and components for jig and fixtures		Jun/81	(3)	100.0	100.0	
0114 .99	All other stamping-type dies		Jun/81	(3)	100.0	100.0	

See footnotes at end of table.

Table 6. Continued—Producer prices and price indexes for commodity groupings and individual items

(1967 = 100 unless otherwise indicated)

Commodity code 1/	Commodity	Unit	Other index base	Index			Price
				Mar. 1981 2/	June 1981 2/	July 1981 2/	July 1981
1139	Tools, dies, jigs, fixtures & ind. molds (Cont'd)						
0121 .99	All other dies		Jun/81	(3)	100.0	100.0	
0125 .99	Other standard components and parts for die		Jun/81	(3)	100.0	100.0	
03	Industrial molds		Jun/81	(3)	100.0	101.7	
0301 .99	Die casting molds		Jun/81	(3)	100.0	(3)	
0305 .99	Injection molds for plastic products		Jun/81	(3)	100.0	101.2	
114	General purpose machinery and equipment				282.3	286.6	290.0
1141	Pumps, compressors, and equipment				315.3	322.6	326.2
02	Industrial pumps				320.9	331.7	335.4
0202 .03	Reciprocating pump, power operated	ea.			454.2	435.7	492.5
0204 .03	Centrif., 90 gpm, 125 ft., 3500 rpm, ci	ea.	Dec/72		229.6	233.2	235.0
0205 .04	Centrif., 300 gpm, 140 ft., 3500 rpm, ci	ea.	Dec/72		209.3	209.3	(3)
0206 .04	Centrif., 90 gpm, 125 ft., 3500 rpm, ss 316	ea.	Dec/72		270.2	230.7	280.7
0207 .08	Centrif., 1000 gpm, 130 ft., 1750 rpm	ea.	Dec/72		198.3	207.6	207.6
0208 .12	Centrif., 3000 gpm, 175 ft., 1750 rpm	ea.	Dec/70		319.6	324.2	324.2
0211 .14	Turbine pump	ea.			257.7	271.6	281.8
0231 .07	Rotary pump	ea.			307.9	309.1	309.1
03	Air compressors, stationary			Dec/70	215.3	215.2	215.2
0301 .03	Stationary air compressor, 5 hp	ea.	Dec/70		246.4	244.7	244.7
0303 .08	Stationary air compressor, 75-125 h.p.	each			257.7	257.7	257.7
0307 .02	Centrifugal air comp., over 1,000 hp	ea.	Dec/70		170.9	170.9	170.9
04	Gas compressors			Dec/70	294.2	296.5	302.9
0401 .05	Centrifugal, uncooled	ea.	Dec/70		355.4	358.3	362.1
0403 .07	Angle engine, 2,000 hp	ea.	Dec/70		246.1	246.1	246.1
0405 .03	Reciprocating, 1,000 hp	ea.	Dec/70		289.5	294.8	311.4
1142	Elevators, escalators, and other lifts				250.2	251.0	251.2
0102 .99	Geared electric passenger elevator				246.3	(3)	(3)
0103 .99	Gearless electric passenger elevator		Dec/76		138.5	(3)	(3)
0105 .99	Hydraulic passenger elevator		Dec/76		133.0	(3)	(3)
0107 .99	Hydraulic freight elevator		Dec/76		(3)	(3)	146.6
0111 .99	Escalators				210.9	(3)	(3)
02	Elevator and escalator parts & attachments			Jun/81	(3)	100.0	100.5
0221 .99	Parts and attachments for elevators and escalators		Jun/81		(3)	100.0	(3)
03	Automobile lifts			Jun/81	(3)	100.0	100.0
1143	Fluid power equipment			Dec/70	215.1	220.6	223.6
01	Fluid power pumps			Dec/70	213.6	222.5	225.7
0101 .03	Gear type, 5-30 gpm.	ea.	Dec/70		201.8	210.2	215.1
0103 .04	Vane type, fixed, 5 to 25 gpm.	ea.	Dec/71		273.5	280.0	280.0
0107 .04	Axial piston variable, 7 1/2 to 15 gpm.	ea.	Dec/70		224.1	246.8	246.8
0108 .03	Axial piston, fixed, 7 1/2 to 20 gpm	ea.	Dec/72		233.6	243.9	243.9
0109 .04	Axial piston, variable, 35 to 45 gpm.	ea.	Dec/71		225.6	225.6	225.6
02	Fluid power valves			Dec/71	195.9	198.0	200.3
0202 .02	Industrial pneumatic, 0-200 psi	ea.	Dec/71		177.3	180.7	189.1
0203 .07	Industrial hydraulic, 0-5000 psi	ea.	Dec/71		186.1	189.4	191.4
0205 .03	Mobile hydraulic, 0-3000 psi	ea.	Dec/71		226.5	229.3	229.3
0207 .08	Hydraulic pressure control, 45 gpm.	ea.	Dec/71		238.1	235.8	242.3
0209 .05	Hydraulic volume control	ea.	Dec/71		176.4	180.7	180.7
03	Cylinders			Dec/71	218.8	228.5	234.2
0301	Industrial pneumatic, 2 inch bore	ea.	Dec/71		215.3	220.8	226.1
0302	Industrial hydraulic, 2 inch bore	ea.	Dec/71		214.2	219.9	224.6
0305 .04	Mobile, hydraulic, 4 inch bore	ea.	Dec/72		207.3	220.5	226.4
04	Fluid power hose and tube fittings			Dec/72	220.6	222.4	223.8
0401 .06	1/2 in tube fitting, flareless, ss	ea.	Dec/72		291.2	304.7	312.4
0402 .03	1/2 in tube fitting, flared-flareless	ea.	Dec/72		175.0	(3)	178.2
0403 .02	1/4 in union, flared or flareless brass	ea.	Dec/72		200.0	192.2	192.2
0404 .03	1/2 in mp 1/2 hose 100 R 5 reusable end	ea.	Dec/72		222.5	228.5	226.2
0405	1/2 in mp 1/2 hose 100 R 2 perm att. end	ea.	Dec/72		212.6	215.3	215.3
1144	Industrial material handling equipment				273.4	276.9	279.0
02	Conveying equipment			Dec/70	230.2	230.1	231.3
0201 .01	Monorail conveyor	100 ft.			319.1	319.1	332.5
0221 .05	Belt conveyor	ea.			270.1	266.7	267.4
0231	Trolley conveyor	ea.			295.0	299.9	301.2
0241 .03	Portable belt conveyor	ea.			279.0	286.9	288.6
03	Material handling trucks			Dec/70	224.8	230.1	233.1
0351 .99	Electric trucks, operator-riding				242.9	249.8	(3)
0361 .99	Internal combustion trk, under 6000 lb.				(3)	273.1	(3)
0362 .99	Internal combustion trucks 6000-14,999 lb.		Jun/80		106.3	107.4	110.0
0363 .99	Internal combustion trucks 15,000 lb. and over		Jun/80		(3)	108.9	111.0
0375 .99	Other handtrucks, trailers, dollies		Jun/80		104.0	111.5	110.7
0376 .99	Parts and attachments		Jun/80		107.7	109.8	110.2
04	Hoist and cranes			Dec/70	260.2	264.0	264.3
0491 .05	Hand chain hoist, spur gear	ea.			249.8	264.2	264.2
0493 .05	Electric hoist, lug type	ea.			294.6	296.8	296.8
0494 .08	Air hoist, 1,000 lb. capacity	ea.	Dec/70		(3)	212.1	212.1
0496 .08	Crane, overhead bridge type	ea.	Dec/70		285.2	286.6	287.1
1145	Mechanical power transmission equipment				284.9	292.9	299.1
0101 .05	Speed reducer, wormgear, 2.5-3 c. d.	ea.			350.3	350.3	367.6
0102 .07	Speed reducer, parallel shaft, helical	ea.			365.9	384.9	389.1
0103 .07	Gearmotor, parallel shaft	ea.			252.0	249.7	252.1
0104 .04	Speed reducer, wormgear, 8 c. d.	ea.			297.4	318.4	318.4
0105 .04	Reducer, parallel shaft, size 203	ea.			317.9	323.0	330.2
0111 .04	Bevel gear, coarse-pitch, AGMA class 8	ea.			323.6	335.8	348.8
0113 .03	Spur gear, coarse-pitch, AGMA class 8	ea.			344.9	359.3	377.7
0115	Spur gear, fine-pitch	ea.			193.8	199.3	208.3
0116 .04	Flexible coupling, gear type	ea.	Dec/74		161.9	169.5	169.5
0121 .02	Roller chain, semifinished	ft.			305.0	305.0	305.0
0122 .05	Roller chain, finished	ft.			247.0	268.0	268.0
0124 .03	Mill chain	ft.			434.9	449.1	449.1
0128 .04	Roller chain plate sprocket	ea.	Jun/76		165.5	165.5	170.8
0133 .04	V-belt sheave	ea.			285.4	285.4	285.4
0135 .03	Universal joint, industrial	ea.	Jun/76		141.9	143.9	143.9
0137 .04	Clutch, friction type	ea.	Dec/74		187.3	187.3	195.7
1146	Scales and balances				222.0	225.7	221.5

See footnotes at end of table.

Table 6. Continued—Producer prices and price indexes for commodity groupings and individual items

(1967 = 100 unless otherwise indicated)

Commodity code 1/	Commodity	Unit	Other index base	Index			Price
				Mar. 1981 2/	June 1981 2/	July 1981 2/	July 1981
1146	Scales and balances (Cont'd)						
02	Motor truck scales						
0231 .99	Motor trucks scales			258.1	278.7	278.7	
94	Industrial scales		Dec/80	102.9	103.5	98.6	
0433 .99	Branch and portable scales			275.7	284.7	(3)	
0434 .99	Floor scales			296.9	296.9	(3)	
0437 .99	Misc. industrial scales			283.8	283.7	252.9	
05	Commercial retail scales		Dec/80	100.8	103.3	103.3	
06	Personal household scales		Dec/80	107.5	107.5	108.6	
0641 .99	Bathroom scales			(3)	222.6	222.9	
0642 .99	Personal weighing scales and misc. household scales		Dec/80	107.7	107.7	111.0	
07	Mailing scales						
0742 .99	Mailing and parcel post scales		Dec/80	103.0	103.0	103.0	
08	Accessories and attachments						
0843 .99	Accessories and attachments		Dec/80	101.9	101.9	101.9	
09	Parts for scales and balances						
0944 .99	Parts for scales and balances		Dec/80	100.0	102.8	102.8	
1147	Fans and blowers, except portable			313.8	319.0	324.9	
0101 .09	Centrifugal blower	ea.		312.0	321.1	324.6	
0111 .07	Propeller fan	ea.		339.6	346.8	346.8	
0121 .07	Attic fan, 30 inch size	ea.		283.0	283.0	283.0	
0133 .06	Axial fan, 36-38 inch, direct drive	ea.		344.5	348.5	362.5	
0135 .05	Industrial fan, arrangement no. 1	ea.		309.7	312.9	320.3	
1148	Air conditioning and refrigeration equip						
01	Heat transfer equipment		Dec/77	129.5	131.4	132.4	
0101	Package terminal a/c	ea.	Dec/77	135.8	136.2	137.7	
0105	Room fan coil a/c	ea.	Dec/77	140.0	142.2	143.1	
0107	Central station a/c unit	ea.	Dec/77	(3)	138.4	(3)	
0109	Unit cooler	ea.	Dec/77	(3)	128.9	(3)	
0111	Remote refrigerant condenser	ea.	Dec/77	(3)	132.2	(3)	
0117 .03	Finned coils, o.e.m.	ea.	Dec/77	(3)	135.4	(3)	
02	Unitary air conditioners		Dec/77	126.3	128.4	130.4	
0201 .03	Year-round a/c, 2-3 ton	ea.	Dec/77	(3)	126.9	(3)	
0205 .04	Year-round a/c, 5-10 ton	ea.	Dec/77	(3)	126.6	(3)	
0209 .02	Single package a/c	ea.	Dec/77	(3)	122.2	123.3	
0215 .04	Single package heat pump	ea.	Dec/77	(3)	128.2	129.0	
0217 .02	Split system heat pump	ea.	Dec/77	(3)	123.7	126.5	
0219 .07	Split system, condensing unit	ea.	Dec/68	184.9	190.3	196.4	
0223 .01	A/c coils	ea.	Dec/77	125.7	127.6	128.0	
03	Commercial refrigeration equipment		Dec/77	127.0	133.1	135.7	
0302 .02	Sectional cooler	ea.	Dec/77	(3)	140.4	143.6	
0303 .03	Reach-in refrigerator	ea.	Dec/77	(3)	133.3	136.4	
0306	Multilevel display case	ea.	Dec/77	(3)	127.3	131.4	
0307 .02	Frozen food case	ea.	Dec/77	(3)	132.0	134.5	
0309	Drinking water cooler	ea.	Dec/77	125.1	125.1	125.1	
04	Refrigerant compressors		Dec/77	127.8	128.1	128.1	
0402	Compressor, 3 h.p.	ea.	Dec/77	132.3	134.7	134.7	
05	Refrigeration condensing units		Dec/77	127.4	130.5	133.7	
0502 .01	Condenser, 3/4-3.0 h.p.	ea.	Dec/77	129.1	133.1	136.3	
0507	Condensing unit over 3-15 h.p.	ea.	Dec/77	(3)	127.1	130.3	
06	Other a/c and refrigeration equipment		Dec/77	132.4	134.2	134.4	
0601	Centrifugal liquid chiller	ea.	Dec/77	140.4	146.5	146.8	
0603 .02	Ice cube maker	ea.	Dec/77	(3)	134.8	(3)	
0605	Absorption liquid chiller	ea.	Dec/77	153.5	158.8	158.8	
0607 .03	Automobile a/c	ea.	Dec/77	135.7	137.8	(3)	
0609 .04	Pick-up/van a/c	ea.	Dec/77	128.5	128.5	(3)	
0611	Reciprocating liquid chiller	ea.	Dec/77	(3)	134.2	(3)	
0617 .01	Evaporative air cooler	ea.	Dec/77	136.3	138.2	138.2	
1149	Miscellaneous general purpose equipment			300.0	302.2	306.9	
01	Valves and fittings			306.4	308.9	310.4	
0101 .09	Gate valve, iron, 6 inch	ea.		224.6	224.5	224.5	
0102 .11	Gate valve, brass or bronze, 1 inch	ea.		258.1	259.8	259.8	
0103 .03	Gate valve forged steel, 1 inch	ea.		233.0	247.6	247.6	
0104 .09	Gate valve, cast steel, 6 inch	ea.		303.6	314.5	314.5	
0112 .03	Elbow, malleable iron, 1/2 inch	100 pc		417.9	417.9	417.9	
0113 .06	Tee, forged steel, 1 inch	ea.		333.6	354.4	354.4	
0115	Elbow, wrought copper, 1/2 inch	ea.	Jun/76	114.1	105.6	105.6	
0116 .04	Ball valve, bronze, 2 inch	ea.	Jun/76	152.2	151.9	155.2	
0117 .04	Ball valve, steel, 6 inch	ea.	Jun/76	161.6	161.1	162.2	
0118 .04	Butterfly valve, 125 wsp, 6 inch	ea.	Jun/76	160.7	159.5	159.5	
0119 .07	Butterfly valve, 150 wsp, 12 inch	ea.	Jun/76	166.0	164.0	164.0	
0121 .03	Plug valve, lubricated	ea.	Jun/76	152.4	157.0	157.0	
0122 .02	IBBM gate valve	ea.	Jun/76	150.5	150.5	150.5	
0123 .01	Fire hydrant	ea.	Jun/76	147.5	147.5	147.5	
0124	Safety valve	ea.	Jun/76	(3)	159.4	159.4	
0125 .05	Cast iron valve	ea.	Jun/76	159.5	150.4	150.4	
05	Ball and roller bearings			293.3	294.3	305.8	
0521 .05	Radial ball bearing, light	ea.		302.9	302.9	306.6	
0522 .04	Radial ball bearing, medium	ea.		316.8	316.8	316.8	
0525	Radial ball bearing, extra light	ea.	Dec/74	199.4	199.4	203.1	
0531 .01	Roller bearing, tapered	ea.		264.6	264.6	286.6	
0532 .01	Roller bearing, cylindrical	ea.		293.9	300.0	304.3	
0533 .02	Roller bearing, needle	ea.		292.6	302.1	321.5	
0541 .04	Pillow block, ball bearing	ea.		343.0	343.0	350.5	
0542 .01	Pillow block, roller bearing	ea.		241.3	241.3	247.3	
06	Plain bearings			272.3	280.1	280.1	
0651 .03	Main bearing, automotive	set		287.2	287.2	287.2	
0652 .04	Connecting rod bearing, automotive	pr.		261.8	261.8	261.8	
0653 .08	Bushing, 3/4 inch i. d.	ea.	Dec/70	223.7	231.5	231.5	
0654 .07	Bushing, 1 inch i. d.	ea.	Dec/70	217.9	225.0	225.0	
116	Special industry machinery and equipment			301.0	309.1	311.0	
1161	Food products machinery			288.5	300.2	303.9	
01	Dairy industry machinery			215.5	219.7	221.5	
0103 .02	Homogenizer	ea.	Dec/69	252.4	261.4	261.4	
0104 .03	Ice cream freezer, continuous type	ea.	Dec/69	213.7	224.3	224.3	

See footnotes at end of table.

Table 6. Continued—Producer prices and price indexes for commodity groupings and individual items

(1967 = 100 unless otherwise indicated)

Commodity code 1/	Commodity	Unit	Other index base	Index			Price
				Mar. 1981 2/	June 1981 2/	July 1981 2/	July 1981
1161	Food products machinery (Cont'd)						
0107 .01	Pasteurizer, HTST plate, 20 MPPH	ea.	Dec/69	225.8	230.6	230.6	
02	Bakery industry machinery			386.5	388.6	397.2	
0213 .04	Oven, revolving tray, gas fired	ea.	Dec/69	242.5	242.5	242.5	
0214 .05	Bread slicer	ea.	Dec/70	232.0	243.8	243.8	
0215 .06	Bread baqqing machine, automatic	ea.	Dec/69	195.6	204.2	204.2	
0217 .10	Rounder, heavy duty	ea.	Dec/70	389.9	389.9	398.0	
0218 .11	Proofer, 5 loaves per tray	ea.	Dec/70	272.1	272.1	277.5	
04	Commercial food production machinery			283.3	299.6	302.8	
0431 .02	Food slicer, 10 inch diameter knife	ea.	Dec/70	247.3	268.2	268.2	
0432 .07	Food grinder, 25 to 30 lbs per minute	ea.	Dec/70	235.7	(3)	(3)	
0433 .02	Food mixer, 20 quart bowl	ea.	Dec/70	207.2	216.4	223.4	
1162	Textile machinery and equipment			238.5	246.8	247.0	
11	Cleaning and opening machinery			278.1	278.6	278.6	
1112 .99	Cleaning & opening machinery, card room		Dec/80	110.2	110.4	110.4	
21	Spinning machinery, except parts		Dec/80	103.0	106.1	107.6	
2125 .05	Warper, beam, high-speed	ea.	Dec/75	164.0	168.5	168.5	
2137 .05	Texturing machine, imported		Dec/75	111.6	(3)	(3)	
34	Weaving machinery, except parts		Dec/80	103.2	102.0	102.5	
3443 .01	shuttleless loom, imported		Dec/75	116.7	116.7	116.7	
44	Knitting machinery and equipment			158.9	155.3	152.3	
4449 .02	Needle, latch type	1000	Dec/69	150.7	149.8	149.8	
4454 .03	Double knitting machine, imported	1	Dec/75	113.7	109.9	107.5	
55	Dyeing, drying, finishing machinery			306.1	308.6	310.5	
5562 .99	Bleaching, dyeing and finishing equipment		Dec/80	104.7	105.5	105.5	
5563 .99	Drying machinery, stocks, yarn cloth		Dec/69	223.6	223.7	231.3	
5565 .99	Other textile machinery		Dec/69	203.1	(3)	(3)	
66	Industrial sewing machines			228.4	273.8	273.8	
6671 .06	Overedging machine	ea.	Dec/69	203.9	200.2	200.2	
77	Textile machinery parts and attachments		Dec/80	108.1	109.7	109.8	
7711 .99	Turnings & shapes		Dec/80	114.7	117.6	117.2	
7713 .99	Parts for all other fiber to fabric machinery		Dec/80	121.4	123.8	123.8	
7714 .99	Parts, power looms		Dec/80	106.7	(3)	(3)	
7716 .99	Parts, bleaching, finishing		Dec/80	104.9	105.9	106.9	
7717 .99	Parts, all other textile machinery		Dec/80	101.4	101.8	101.8	
1163	Woodworking machinery and equipment			264.4	267.6	270.3	
01	Other than for home workshops		Dec/80	101.4	102.8	103.2	
0101 .99	Sawmill equipment			180.9	(3)	(3)	
0103 .99	Sawing machines, except sawmill equipment		Dec/80	104.0	(3)	(3)	
0104 .99	Straight-line machinery: planers, sanders, etc.		Dec/80	104.2	(3)	107.8	
0105 .99	Boring and carving machinery, dovetailers, etc.		Dec/80	100.3	101.5	106.0	
0106 .99	Other woodworking machinery: lathes, planers, etc.		Dec/80	100.0	101.9	101.9	
0107 .99	Parts and attachments: cutting tools		Dec/80	100.0	102.6	108.7	
0108 .99	All other parts, attachments, and accessories		Dec/80	98.2	(3)	100.2	
05	Saw blade			299.5	310.2	312.7	
0521 .03	Saw blade solid tooth	ea.	Dec/72	226.9	233.1	235.6	
0522 .01	Saw blade, inserted tooth	ea.	Dec/72	228.7	242.4	242.4	
1165	Printing trades machinery and equipment			281.9	286.6	293.0	
01	Printing presses, offset			326.4	329.3	341.7	
0109 .05	Web-fed, newspaper, 4-unit, 36"	ea.	Dec/69	242.7	249.0	263.3	
02	Typesetting and casting machinery			156.0	163.9	163.9	
0225 .10	Phototypesetting machine	ea.	Dec/69	87.4	90.0	90.0	
05	Bookbinding machinery and equipment			266.9	273.7	273.7	
0552 .07	Gathering machine	ea.	Dec/69	233.5	247.6	247.6	
07	Parts, attachments and accessories			241.3	243.7	243.7	
0771 .04	Printing plate, aluminum offset	ea.	Dec/69	241.3	243.7	243.7	
0772 .03	Intermediate roller, rubber covered	ea.	Dec/72	204.7	210.0	211.8	
1166	Other special industry machinery			367.1	375.8	376.6	
02	Plastic and rubber industry machinery			361.7	364.6	364.6	
04	Chemical industry machinery			376.4	395.9	396.8	
0412 .01	Mixer, chemical type	ea.	Dec/72	264.2	274.5	276.6	
06	Miscellaneous industry machinery			352.3	353.0	360.0	
1167	Packing and packaging machinery			Dec/76	148.0	152.7	153.3
01	Filling and capping machines		Dec/76	156.2	161.2	161.8	
0101 .03	Dry products filling machine	ea.	Dec/76	148.6	153.5	153.5	
0102 .03	Liquid container filler	ea.	Dec/76	150.6	158.3	159.3	
0103 .06	Form-fill-seal machine	ea.	Dec/76	150.0	153.4	154.2	
0105 .02	Capping machine	ea.	Dec/76	213.6	220.8	220.8	
0106 .02	Cartoner	ea.	Dec/76	161.2	160.7	161.6	
02	Package forming and wrapping machines		Dec/76	138.3	142.2	143.8	
0201 .03	Wrapping machine	ea.	Dec/76	151.9	157.7	159.8	
0202	Bag making machine	ea.	Dec/76	149.7	154.7	157.5	
03	Machinery for processing pkgs. & bottles		Dec/76	141.8	146.4	146.4	
0301	Bottle cleaning machine	ea.	Dec/76	150.1	152.5	152.5	
0302 .02	Casing machine	ea.	Dec/76	134.2	140.1	140.1	
0303 .02	Labeling machine	ea.	Dec/76	154.4	163.8	163.8	
0306 .02	Tape dispenser	ea.	Dec/76	153.7	156.9	156.9	
117	Electrical machinery and equipment			216.0	219.0	221.0	
1171	Wiring devices			290.7	300.6	301.5	
01	Current carrying			253.4	257.4	257.2	
0101 .02	Lampholder, incandescent, 660 watts	ea.		291.1	291.1	291.1	
0102 .02	Lampholder, fluorescent, 660 watts	ea.		222.8	228.3	228.3	
0103 .07	Power outlet, residential	100		305.8	311.0	311.4	
0104 .07	Switch, regular mechanical, tumbler	100		294.5	301.6	301.5	
0105 .05	Lightning arrester, 9-10 kv.	ea.		179.9	180.9	179.9	
02	Noncurrent carrying			330.6	349.6	352.0	
0211 .03	Ground rod 5/8" diameter, x8' long	100		258.5	279.0	279.0	
0212 .02	Insulator pin, galvanized steel	100		324.5	338.1	335.4	
0214 .04	Cross arm bolt, 5/8 inch dia.	100		332.3	335.3	334.5	
0265 .03	Wall plate, plastic for switch	100		318.1	315.9	315.9	
0266 .06	Outlet box, stamped, 4 inch octagon	100's		306.5	322.1	333.8	
0267 .05	Switch box, stamped metal	100's		328.7	346.7	357.1	
0268 .07	Conduit box, cast metal	ea.		344.2	344.2	344.2	

See footnotes at end of table.

Table 6. Continued—Producer prices and price indexes for commodity groupings and individual items

(1967 = 100 unless otherwise indicated)

Commodity code 1/	Commodity	Unit	Other index base	Index			Price
				Mar. 1981 2/	June 1981 2/	July 1981 2/	July 1981
1171	Wiring devices (Cont'd)						
0269 .05	Conduit outlet body, lb. 3/4 in.	ea.		306.3	306.3	306.3	
0271 .04	Rigid conduit, galv. steel	100 ft.	Dec/72	276.0	305.5	305.5	
1172	Integrating and measuring instruments			193.4	197.6	201.0	
01	Electrical (direct meas.) instr.			215.2	229.7	237.4	
0101 .01	Watt-hour meter, single phase, 30 amp.	ea.		150.5	166.0	166.0	
0111 .06	Voltmeter, d.c., panel type	ea.		284.8	288.8	288.8	
0131 .04	Wattmeter	ea.	Dec/75	129.5	132.6	132.6	
0199 .01	Parts, various, for integrating meters	ea.	Dec/71	186.0	197.3	197.3	
0244 .04	Electronic (indirect meas.) instr.			177.0	176.7	178.0	
0245 .13	Volt-ohm-millimeter, portable	ea.		215.8	211.4	211.4	
0246 .07	Semiconductor tester parametric	ea.		(3)	88.9	(3)	
0247 .10	Combination and group test sets	ea.	Dec/71	158.9	159.4	159.4	
0248 .05	Signal generator, microwave	ea.	Dec/69	207.6	203.8	203.8	
0267 .04	Signal generator, audio	ea.	Dec/71	177.7	173.4	173.4	
0271 .04	Field strength instruments	ea.	Dec/71	184.1	185.9	188.5	
	Oscillographic recorder, stylus type	ea.	Dec/71	181.3	184.3	186.1	
1173	Motors, generators, motor generator sets			288.3	296.7	299.0	
01	Electric motors			271.2	271.2	274.5	
0101 .05	Fractional hp., d.c., 1/2 hp.	ea.		272.0	270.8	274.4	
0104 .01	Fractional hp., a.c., 1/20 - 1/5 h. p	ea.		273.6	273.6	284.1	
0105 .03	Fractional hp., a.c., 1/4 hp.	ea.		273.2	282.0	292.5	
0106 .04	Fractional hp., a.c., 1/2 hp.	ea.		264.4	265.1	271.5	
0107 .03	Fractional hp., a.c., 1/25 hp. and un.	ea.		263.0	265.7	274.5	
0111 .11	Integral hp., a.c., 3 hp.	ea.		272.2	283.1	293.5	
0112 .09	Integral hp., a.c., 10 hp.	ea.		299.3	292.2	292.2	
0117 .07	Integral hp., d.c., 5 hp.	ea.		301.3	318.1	318.1	
0118 .05	Integral hp., d.c., 25 hp.	ea.	Dec/68	249.6	248.1	248.1	
0119 .05	Integral hp., a.c., 50 hp.	ea.		310.6	309.7	309.7	
02	Generators and generator sets			307.8	328.0	328.6	
0222 .09	Electric generating plant 100 - 125 kw	ea.		239.9	241.9	247.0	
0223 .10	Generator set, gas, engine, 1.5-2.0 kw	ea.		236.0	236.0	241.2	
0224 .07	Generator, a. c., 30 kw.	ea.		259.0	256.1	259.7	
1174	Transformers and power regulators			202.6	208.2	211.6	
02	Fluorescent lamp ballasts		Jun/81	(3)	100.0	100.0	
0205 .99	Correct power factor type			212.2	212.2	212.3	
0207 .99	Uncorrected power factor type		Jun/81	(3)	100.0	100.0	
03	Distribution transformers		Jun/81	(3)	100.0	100.0	
0301 .99	Liquid immersed, pole type, single phase		Jun/81	(3)	100.0	100.5	
0303 .99	Liquid immersed, pad mount, single phase		Jun/81	(3)	100.0	99.4	
0307 .99	Liquid immersed, three phase			154.7	(3)	(3)	
0315 .05	Dry type, single or three phase			205.3	215.1	215.1	
05	Small power transformers		Jun/81	(3)	100.0	104.2	
0501 .99	501-2500 KVA, liquid immersed		Dec/74	156.9	156.9	(3)	
0504 .99	2501-10000 KVA, liquid immersed		Dec/74	157.6	157.6	(3)	
06	Large power transformers		Jun/81	(3)	100.0	104.6	
0623 .99	10001-30000 KVA, w/o LTC		Dec/74	166.5	161.3	(3)	
0631 .99	10000 KVA and above with LTC		Dec/74	148.1	150.3	(3)	
07	Specialty and all other transformers		Jun/81	(3)	100.0	100.5	
0701 .99	Open core/coil and units end-bell enclosed		Jun/81	(3)	100.0	100.3	
0711 .99	General purpose transformers		Jun/81	(3)	100.0	101.6	
0721 .99	Reactors and other special purpose			241.2	243.8	(3)	
0725 .07	Transmission and distribution voltage regulators			205.5	215.9	221.2	
0731 .99	Other transformers		Jun/81	(3)	100.0	99.8	
1175	Switchgear, switchboard, etc. equipment			247.0	246.9	246.9	
01	Panelboards			248.5	284.5	284.4	
0101 .12	Distribution, fusible	ea.		343.7	331.4	325.6	
0102 .05	Lighting, circuit breaker	ea.		274.2	259.1	262.4	
02	Safety switches						
0212 .05	A-C., 3 pole, 60 amps.	ea.		320.4	320.4	320.4	
03	Circuit breakers			205.5	213.8	213.7	
0321 .02	Air, a.c.	ea.		300.6	304.0	302.6	
0332 .05	Oil, outdoor, 115 kv.	ea.		182.8	194.3	195.5	
0333 .06	Oil, outdoor, 34.5 kv., 1200 amp.	ea.		229.7	229.8	225.0	
04	Switchgear			227.7	234.0	233.2	
0441 .03	Assembly, indoor, 600 v, a.c.	ea.		210.0	217.2	201.9	
0443 .03	Assembly, indoor, 5 kv, a.c.	ea.		213.7	228.7	225.2	
0452 .06	Distribution cut-out, indicating	ea.		199.9	198.0	202.7	
0453 .03	Bus duct, plug-in type, 600 amps.	10 ft.		313.8	284.1	284.1	
0454 .04	Fuse link, 15 amperes	ea.		237.3	242.5	255.7	
05	Circuit breaker load centers						
0561 .04	12-24 branches	ea.		268.5	268.5	268.5	
06	Low-voltage fuses			325.2	333.9	339.5	
0671 .05	Cartridge fuse, renewable	ea.		324.3	324.3	329.6	
0672 .04	Cartridge fuse, one-time	ea.		318.4	329.0	336.1	
0673 .05	Plug fuse, one-time	1000		331.9	338.8	338.8	
07	Industrial controls			249.4	243.9	243.9	
0777 .06	Starters, a. c., 25 hp., 440 volts	ea.		243.8	243.6	243.6	
0781 .05	Starters, a. c., 75 hp., 440 volts	ea.		260.1	243.9	243.9	
0783 .05	Contactors, a. c., size 1, 3 pole	ea.		260.9	248.6	248.6	
1177	Electric lamps/bulbs			265.9	268.5	268.7	
01	Incandescent			277.0	280.8	281.3	
0101 .05	100 watts, inside frosted	ea.		336.9	343.9	343.9	
0103 .04	Sealed beam head-lamp, replacement	ea.		248.2	264.3	264.0	
0104 .05	3-way, 50-100-150 watts	ea.		289.5	295.6	294.4	
0105 .03	Reflector, par type, 150 watts	ea.		320.2	315.2	312.1	
0106 .03	Automobile lamp, miniature, 32-4 c. p.	ea.		230.0	230.0	230.0	
0108 .01	Sealed beam headlamp, 5.75 inch o.e.m.	ea.	Dec/68	267.3	262.3	273.8	
02	Other than incandescent			237.9	238.1	237.6	
0211 .05	Fluorescent, rapid start, 40 watts	ea.		234.7	234.7	236.4	
0212 .03	Mercury lamp, 400 watts	ea.		176.7	176.2	172.6	
0213 .04	Fluorescent, slimline, 75 watts	ea.		280.1	281.2	280.7	
1178	Electronic components and accessories			166.5	166.4	169.5	
01	Receiving type electron tubes			300.7	317.8	351.8	

See footnotes at end of table.

Table 6. Continued—Producer prices and price indexes for commodity groupings and individual items

(1967 = 100 unless otherwise indicated)

Commodity code 1/	Commodity	Unit	Other index base	Index			Price
				Mar. 1981 2/	June 1981 2/	July 1981 2/	July 1981
1178	Electronic components and accessories (Cont'd)						
0102 .02	Miniature tube, type 6BZ6	ea.		272.7	286.9	314.0	
0103 .02	Miniature tube, type 6CB6A	ea.		295.8	310.9	341.2	
0104 .03	Miniature tube, type 12AU7A	ea.	Dec/68	250.5	263.2	288.3	
0105 .02	Miniature tube, type 12BA6	ea.		324.2	341.0	375.0	
0106 .02	Miniature tube, type 12BE6	ea.		318.9	340.3	384.2	
0107 .02	Miniature tube, type 35M4	ea.		394.1	419.8	472.6	
0108 .02	Miniature tube, type 50C5	ea.		270.0	283.6	310.7	
0111 .02	Standard glass tube, type 5U4GB	ea.	Dec/67	317.1	338.6	380.7	
0112 .01	Power transmitter, special purpose tubes	ea.	Dec/67	279.3	294.3	321.6	
03	External anode tube, 100 watts and un.	ea.		236.0	239.5	239.9	
0321 .05	Ext. anode tube, 101 thru 1000 watts	ea.		255.9	248.4	248.4	
0322 .04	Internal anode tube, 25 watts and less	ea.		267.6	270.8	270.8	
0324 .04	Internal anode tubes, 150 to 500 w	ea.		254.0	264.3	264.3	
0325 .04	Xenon gas thyratrons	ea.		348.6	348.6	348.6	
0326 .04	Oscilloscope tube, single gun	ea.	Dec/68	231.0	259.1	(3)	
0336 .06	Capacitors		Dec/67	243.0	255.1	261.4	
11	Tantalum, dry slug and wire electrolytic non-metal		Dec/67	202.2	195.7	196.4	
1111 .99	Tantalum, dry slug and wire electrolytic, metal case		Dec/67	216.0	205.0	(3)	
1112 .99	Film dielectric		Jun/81	(3)	100.0	99.0	
1119 .99	Ceramic tubular, disc, plate and all two terminal		Dec/67	160.3	146.3	151.9	
1121 .99	Ceramic monolithic, radial leaded		Dec/67	169.9	(3)	(3)	
1123 .99	Ceramic monolithic, axial leaded		Jun/81	(3)	100.0	100.0	
1124 .99	Resistors for electric applications		Jun/81	(3)	100.0	99.9	
12	Fixed, metal film resistor		Dec/67	168.8	170.7	172.1	
1215 .99	Fixed, other, non-wirewound resistor		Dec/67	65.8	67.4	68.2	
1219 .99	Fixed, w. w., ultra-prec. (not estab. rel.) resistor		Dec/80	(3)	99.8	99.8	
1225 .99	Fixed, non-prec. wirewound resistor, without tap		Dec/80	101.7	(3)	102.1	
1229 .99	Resistor network, thick film		Dec/67	190.0	191.7	192.7	
1272 .99	Relays		Dec/80	100.7	100.0	100.0	
21	Sealed, 100 mw., DPDT	ea.	Dec/68	209.4	209.4	231.0	
2111 .01	Dry reed	ea.	Dec/68	232.6	232.6	(3)	
2131 .03	Antennas		Dec/68	190.3	190.3	192.9	
23	Connectors		Dec/68	196.4	196.4	199.8	
24	Coxial connector (radio frequency and above)		Dec/67	215.0	213.7	214.3	
2411 .99	Cylindrical, h.d. and standard		Dec/68	231.7	231.7	231.7	
2421 .99	Miniature cylindrical		Dec/80	105.5	108.0	108.1	
2422 .99	Subminiature cylindrical		Dec/80	107.7	103.0	104.3	
2423 .99	Rack-and-panel/rectangular subminiature		Dec/80	103.5	104.8	104.8	
2432 .99	Printed circuit connector, one-piece type		Dec/80	99.8	101.2	101.2	
2441 .99	Printed-circuit connector, two-piece type		Dec/72	165.2	(3)	165.2	
2442 .99	Miscellaneous special purpose connectors		Dec/80	99.2	99.0	101.4	
2457 .99	Magnetic tape		Dec/80	100.6	100.3	(3)	
25	Audible range	cassette	Dec/68	131.3	131.8	131.8	
2521 .07	Closed circuit TV	reel	Dec/68	177.2	177.4	177.2	
2527 .09	Electronic hardware (radio hardware)		Dec/68	131.8	131.6	134.7	
27	Phone cartridge and pickup		Dec/68	290.8	292.2	292.2	
2709 .99	Diodes		Dec/68	153.2	153.2	153.2	
31	Signal diodes assemblies		Dec/74	86.7	86.7	86.6	
3102 .99	Rectifier or other power diodes and assemblies		Dec/74	(3)	(3)	94.3	
3104 .99	Zener diode		Dec/74	98.1	98.1	(3)	
3106 .99	Thyristors		Dec/74	45.0	45.0	(3)	
33	Thyristor		Dec/74	94.2	94.2	95.1	
3302 .99	Transistors		Jun/81	(3)	100.0	(3)	
35	Signal transistor		Dec/74	97.5	97.5	97.6	
3507 .99	Radio frequency and microwave power transistor		Jun/81	(3)	100.0	100.0	
3511 .02	Power transistor, 0-9 watts		Dec/74	92.6	92.7	91.3	
3513 .99	Power transistor, 10 watts and over		Dec/74	96.2	96.2	(3)	
3515 .99	Optoelectronic devices		Dec/74	85.9	85.9	86.8	
37	Light emitting diode or array		Dec/74	78.4	79.0	81.8	
3703 .99	Digital bi-polar integrated circuits		Jun/81	(3)	100.0	(3)	
41	Bipolar logic, TTL		Dec/74	54.0	51.3	51.3	
4103 .99	Bipolar logic, except TTL		Dec/74	55.0	52.3	52.3	
4112 .99	Bipolar memory, except RAM'S		Dec/74	69.3	69.3	69.3	
4118 .99	Digital MOS integrated circuits		Jun/81	(3)	100.0	100.0	
42	MOS, memory		Dec/74	53.1	51.5	51.5	
4221 .99	MOS, except memory		Dec/74	46.5	(3)	43.1	
4223 .99	MOS, microprocessor		Dec/74	57.3	56.8	57.2	
4225 .99	Linear integrated circuits		Jun/81	(3)	100.0	99.4	
45	Amplifier		Dec/74	59.9	57.5	57.5	
4552 .99	Interface		Dec/74	66.3	66.3	(3)	
4556 .99	Other analog integrated circuits		Dec/74	34.3	33.4	33.4	
4558 .99	Hybrid integrated circuits		Dec/74	71.8	66.8	66.8	
46	Multi-chip and other hybrid types		Jun/81	(3)	100.0	100.0	
4616 .99	Other semiconductor devices and parts		Jun/81	(3)	100.0	99.0	
1179	Miscellaneous electrical mach and equip			259.3	263.3	263.9	
01	Storage batteries			230.0	227.3	226.4	
0101 .13	Automotive, 12 volt, replacement	ea.		244.3	240.6	240.6	
0102 .07	Industrial truck	ea.		189.4	189.3	185.9	
02	Primary batteries, dry and wet			182.9	181.8	182.5	
0211 .99	Dry cell size d flashlight battery			177.6	177.6	177.6	
0214 .03	Other misc. general purpose dry cell batteries			310.6	310.6	352.6	
0215 .99	Dry cell, lantern battery			194.7	190.8	191.0	
0216 .03	Dry cell transistor battery			162.2	168.2	161.2	
0217 .99	Alkaline cell size aa battery			(3)	183.2	183.2	
0232 .99	Other dry cells		Dec/80	100.1	87.3	87.3	
03	Carbon and graphite products			342.4	369.4	369.8	
0322 .05	Brush, for fractional h.p. motor	100	Dec/67	246.7	249.6	255.1	
0323 .03	Brush, for integral hp. motor	100	Dec/67	270.4	297.3	297.3	
0324 .02	Electrode, graphite	100 lbs.	Dec/67	397.3	432.4	432.4	
04	Telegraph apparatus						
0432 .04	Other teleprinter terminals	ea.	Jun/77	99.7	(3)	99.1	
05	X-ray equipment						
0532 .09	X-ray tube, anode	ea.	Dec/68	226.0	237.9	236.3	
0533 .18	Medical X-ray unit	ea.	Dec/67	318.1	323.6	323.7	
06	Electrical eqpt. for int. comb. engines			262.5	266.0	268.8	
0642 .08	Voltage regulator, for passenger cars	ea.		299.7	301.4	311.7	
0644 .09	Ignition coil, for passenger cars	ea.		296.9	300.4	311.8	

See footnotes at end of table.

Table 6. Continued—Producer prices and price indexes for commodity groupings and individual items

(1967 = 100 unless otherwise indicated)

Commodity code 1/	Commodity	Unit	Other index base	Index			Price
				Mar. 1981 2/	June 1981 2/	July 1981 2/	July 1981
1179	Miscellaneous electrical mach and equip (Cont'd)						
0645 .06	Spark plug, automotive	ea.		193.7	197.1	197.1	
0646 .08	Breaker point snt, for passenger cars	ea.		267.4	267.2	279.2	
118	Misc. electrical and electronic instru.						
1181	Environmental controls		Jun/80	102.8	103.4	105.7	
01	Building comfort controls		Jun/80	103.5	103.8	106.2	
0121 .99	Temperature responsive controls		Jun/80	103.8	101.0	104.7	
02	Appliance regulation controls						
0211 .99	Temperature responsive appliance control		Jun/80	(3)	(3)	106.4	
0215 .99	All other appliance regulating controls		Jun/80	(3)	99.9	98.5	
119	Miscellaneous machinery			247.0	249.8	253.2	
1191	Oil field and gas field machinery			382.7	390.6	395.4	
02	Oil field and gas field drilling machinery			381.1	386.5	391.6	
0203 .03	Portable mast, 140-142	ea.	Dec/71	490.0	498.4	515.0	
0205 .99	Other surface drilling equip. and parts		Dec/80	105.6	107.0	107.8	
0211 .03	Traveling block	ea.	Dec/75	180.1	186.1	187.3	
0213 .02	Combination hook	ea.		437.3	450.2	464.0	
0214 .02	Rotary slip	ea.		633.4	651.6	651.6	
0215 .06	Swivel	ea.		565.1	590.3	601.8	
0216 .99	Blowout preventers and accessories			(3)	474.2	474.2	
0222 .99	Tool joints, subs and connectors			358.7	358.7	359.2	
0227 .99	Tungsten-carbide insert bits		Dec/80	107.7	107.7	107.7	
0229 .99	Other bits, including diamond bits		Dec/80	105.8	105.8	(3)	
0232 .06	Slush pump	ea.		297.5	305.4	309.5	
0234 .99	Logging equipment		Dec/80	104.3	(3)	102.7	
0239 .99	Other subsurface drilling equip. and parts		Dec/80	102.3	105.5	105.5	
04	Oil field and gas field production machine			386.6	397.7	402.2	
0403 .99	Christmas tree assemblies		Dec/80	99.7	107.3	112.4	
0413 .08	Deepwell pump	ea.		330.6	297.8	297.8	
0421 .99	Retrievable packers		Dec/71	315.8	326.6	328.2	
0422 .99	Permanent packers and accessories			428.5	433.4	433.4	
0429 .99	Valves, chokes, manifolds		Dec/80	100.8	107.6	107.9	
0432 .01	Gas lift valve	ea.	Dec/71	262.6	262.6	267.8	
0433 .99	Other production equip. and parts		Dec/80	103.3	(3)	(3)	
1192	Mining machinery and equipment			327.6	333.0	335.2	
01	Underground mining machinery			371.2	378.0	381.9	
0102 .99	Loading machines, underground mine			307.4	310.6	313.2	
0104 .99	Continuous mining machines, all types			301.8	306.4	(3)	
0121 .99	Tractors and trucks, mine type		Jun/81	(3)	100.0	100.0	
0131 .99	Other underground mining machinery		Jun/81	(3)	100.0	103.8	
02	Crushing, pulverizing, screening machinery			301.4	308.0	312.5	
0228 .99	Gyratory crushers, all types, stationary			278.1	286.7	293.5	
0232 .99	Grinding mills, ball and rod, stationary type			377.3	382.1	382.8	
0234 .99	Screens, vibrating, trommel, mine type		Dec/74	167.4	169.3	169.3	
03	Drills and other mining machinery			214.2	215.2	215.6	
0341 .99	Rock drills, percussion type			189.5	189.5	188.9	
0349 .99	Other drills, tools, and supplies for drills		Jun/81	(3)	100.0	(3)	
0359 .99	Roof bolters		Jun/81	(3)	100.0	(3)	
06	Mineral beneficiation equipment		Jun/81	(3)	100.0	103.0	
0611 .99	Classifiers, sizing, washing, and dewatering			417.2	417.2	(3)	
0621 .99	Other mineral beneficiation equipment		Jun/81	(3)	100.0	99.8	
53	Mining machinery parts						
5301 .99	Mining machinery parts, excluding drills		Dec/72	322.3	328.5	329.6	
5346 .99	Percussion rock drill bits			(3)	177.0	178.2	
1193	Office and store machines and equipment			146.5	147.0	148.4	
01	Calculating and accounting machines			90.6	91.2	91.2	
0101 .10	Accounting machine	ea.		121.3	121.3	121.3	
0105 .11	Calculator, electronic, printing	ea.	Dec/71	53.9	(3)	(3)	
0111 .06	P.O.S. cash register, electronic	ea.	Dec/73	104.8	106.3	106.3	
03	Typewriters			149.7	146.7	146.7	
0313 .13	Typewriters, portable, manual	ea.		145.8	147.6	147.6	
0314 .09	Portable electric	ea.	Dec/68	136.5	138.1	138.1	
05	Safes						
0521 .04	Cabinet type	ea.		238.5	238.5	238.5	
06	Coin operated vending machines			190.8	194.4	195.1	
0632 .04	Cigarette machine	ea.		207.3	211.4	215.9	
0634 .03	Soft drink machine, bottle type	ea.		227.7	231.0	231.0	
07	Other office and store machines			225.3	227.7	236.0	
0741 .07	Check indexing machine	ea.	Dec/74	158.0	158.0	158.0	
0742 .08	Addressing machine, electric	ea.	Dec/74	160.1	160.1	162.5	
0746 .05	Time recording machine	ea.		174.0	184.3	184.3	
1194	Internal combustion engines			294.0	296.8	301.8	
01	Gasoline engines			317.0	317.0	319.9	
0102 .04	7-10.9 h.p.	ea.		340.3	340.3	340.3	
0103 .07	36-70 hp.	ea.		398.5	398.5	415.6	
0104 .10	81-180 hp.	ea.		290.7	290.7	304.8	
02	Outboard motors			292.6	295.0	298.4	
0211 .06	5-15 hp.	ea.		289.9	292.3	295.3	
0212 .10	Outboard motor, 40-80 h.p.	ea.		294.9	297.2	301.0	
03	Diesel engines, other than automotive			310.9	313.6	322.8	
0321 .08	High speed, 50-99 hp.	ea.		387.4	377.6	392.8	
0322 .10	High speed, 101-200 hp.	ea.		267.6	270.3	276.6	
0323 .08	High speed, 200-399 hp.	ea.		257.6	262.8	267.6	
0324 .08	Diesel engine, low speed over 600 h.p.	ea.	Dec/74	247.1	248.8	259.4	
04	Diesel engines, automotive						
0435 .09	Truck	ea.		269.6	275.8	275.8	
05	Gas engines						
0545 .06	Natural gas	ea.		385.2	396.4	412.5	
06	Parts and accessories						
0655 .16	Parts and accessories	ea.		282.4	(3)	291.6	
1195	Machine shop products			347.8	357.6	367.1	
0101 .07	Carburetors, for passenger cars	ea.		411.4	435.7	453.8	

See footnotes at end of table.

Table 6. Continued—Producer prices and price indexes for commodity groupings and individual items

(1967 = 100 unless otherwise indicated)

Commodity code 1/	Commodity	Unit	Other index base	Index			Price
				Mar. 1981 2/	June 1981 2/	July 1981 2/	July 1981
1195	Machine shop products (Cont'd)						
0105 .04	Flexible hose, bronze	ft.	Dec/71	248.0	256.7	256.7	
0106 .02	Flexible hose steel	ft.	Dec/71	231.8	233.7	241.0	
0112 .06	Compression piston ring, original equip	ea.		232.0	236.4	236.4	
0113 .04	Piston ring set	set	Dec/74	158.5	164.9	158.5	
0114 .06	Intake and exhaust valves	ea.		495.1	495.1	508.6	
12	Furniture and household durables			195.8	197.1	198.9	
121	Household furniture			214.5	218.9	220.4	
1211	Metal household furniture			204.4	204.4	209.1	
1212	Wood household furniture			234.8	239.1	240.7	
01	Living room furniture			217.8	223.7	225.4	
0101 .99	Table			217.5	(3)	225.9	
0103 .99	Desks		Jun/80	104.2	107.5	107.5	
0105 .99	Chairs		Jun/80	106.2	109.2	109.2	
0106 .99	Credenzas and bookcases		Jun/80	103.2	109.6	109.6	
0109 .99	Other nonupholstered living rm furniture		Jun/80	104.0	(3)	(3)	
02	Dining room furniture			251.4	252.0	253.5	
0211 .99	Table			246.5	250.3	251.4	
0216 .99	Chairs			263.0	262.1	265.0	
0221 .99	Buffets and servers			238.6	234.7	234.7	
0231 .99	China and corner cabinets			246.2	248.0	248.0	
0233 .99	Other dining rm & kitchen furniture		Jun/80	106.2	108.2	108.6	
03	Bedroom furniture			233.2	239.3	240.6	
0336 .99	Beds, except bunk			228.1	239.2	239.2	
0341 .99	Headboard sets		Jun/80	104.8	107.6	109.6	
0342 .99	Dresser, vanities and dressing tables			233.2	239.8	240.6	
0344 .99	Night tables & stands		Jun/80	105.8	108.6	109.2	
0351 .99	Chests			231.3	234.0	235.4	
0353 .99	Wardrobes		Jun/80	104.3	107.8	107.8	
0355 .99	Other nonupholstered bedroom furniture		Jun/80	108.2	111.5	111.5	
04	Other wood household furniture		Jun/80	103.8	102.4	104.4	
0463 .99	Unpainted wood furniture		Jun/80	102.8	103.5	105.8	
1213	Upholstered household furniture			196.1	201.8	203.3	
0101 .36	Sofa	ea.		(3)	(3)	(3)	
0111 .34	Chair	ea.		(3)	(3)	207.3	
0121 .21	Sofa bed, convertible	ea.		197.7	201.7	204.6	
1214	Bedding			182.3	187.7	187.6	
0102 .14	Box spring	ea.		176.5	185.9	185.9	
0111 .12	Mattress, innerspring	ea.		182.9	185.8	185.8	
1215	Porch and lawn furniture			273.6	274.6	274.6	
122	Commercial furniture			253.4	258.1	259.1	
1221	Wood commercial furniture			255.4	257.4	257.4	
0101 .07	Office chair, side	ea.		250.3	254.0	254.0	
0111 .06	Office chair, swivel	ea.		255.4	255.4	255.4	
0121 .11	Office desk, general purpose	ea.		267.6	269.8	269.8	
0131 .06	Office desk, executive	ea.		263.6	265.4	265.4	
1222	Metal commercial furniture			253.5	260.0	261.7	
02	File cabinets and equipment		Jun/80	107.0	110.3	111.5	
0201 .99	Letter filing cabinets			275.2	282.6	288.3	
0205 .99	Horizontal file cabinets		Jun/80	98.6	105.7	106.2	
0207 .99	Other file cabinets		Jun/80	114.6	114.3	116.2	
03	Other metal commercial furniture		Jun/80	107.2	109.5	109.9	
0321 .99	Clerical and secretarial desk			241.7	248.7	248.3	
0323 .99	Executive desks		Jun/80	116.1	116.1	116.1	
0325 .99	Chairs			237.3	241.8	243.6	
0331 .99	Tables & stands		Jun/80	103.7	109.4	111.1	
0335 .99	Misc. metal office furniture		Jun/80	(3)	110.6	110.6	
123	Floor coverings			174.1	181.1	182.8	
1231	Soft surface floor coverings			152.9	159.8	161.4	
01	Tufted broadloom			152.5	159.9	161.6	
0159 .99	Tufted broadloom-polyester		Dec/68	134.0	139.4	140.8	
0161 .99	Tufted broadloom-nylon			132.8	(3)	140.5	
0163 .99	Tufted broadloom-other fibers		Jun/80	106.7	114.4	(3)	
02	Other soft surface floor covrqs.		Jun/80	111.6	112.5	112.9	
0265 .99	Bathmats and rugs 6x9 or less		Jun/80	115.9	116.7	116.7	
1232	Hard surface floor coverings			235.1	240.6	242.5	
0141 .02	Vinyl sheet goods, semi-permanent	sq. yd.		198.1	200.0	203.4	
0161 .03	Vinyl sheet goods, permanent	sq. yd.		225.4	230.7	234.3	
124	Household appliances			184.2	184.8	187.5	
1241	Major appliances			184.9	186.9	189.9	
01	Cooking equipment			202.7	202.6	202.8	
0111 .99	Free-standing electric ranges			197.1	202.6	204.6	
0113 .99	Built-in electric ovens			196.2	205.5	(3)	
0115 .99	Built-in surface cooking tops, electric			185.3	186.5	(3)	
0121 .99	Portable microwave ovens		Dec/78	108.5	105.1	(3)	
0134 .99	Free-standing gas ranges			226.1	223.4	228.0	
0135 .99	Built-in or stack-on gas ovens			223.1	224.1	(3)	
0136 .99	Surface cooking tops, gas		Jun/81	(3)	100.0	100.0	
0137 .99	Nonstandard type gas ranges		Jun/81	(3)	100.0	100.0	
0153 .99	Portable outdoor cooking units		Jun/81	(3)	100.0	101.3	
02	Laundry equipment			191.1	193.4	193.9	
0211 .99	Washing machine, automatic			183.2	186.2	186.2	
0232 .99	Electric dryers			205.4	210.2	209.1	

See footnotes at end of table.

Table 6. Continued—Producer prices and price indexes for commodity groupings and individual items

(1967 = 100 unless otherwise indicated)

Commodity code 1/	Commodity	Unit	Other index base	Index			Price
				Mar. 1981 2/	June 1981 2/	July 1981 2/	July 1981
1241	Major appliances (Cont'd)						
0233 .99	Gas dryer		Jun/80	104.9	99.8	103.8	
03	Refrigeration equipment			174.1	176.8	182.5	
0336 .25	Refrigerator-freezer	ea.		179.0	181.7	188.9	
0337 .23	Home freezer, upright type	ea.		180.1	184.6	191.5	
0338 .23	Room air conditioner	ea.		157.2	158.9	158.9	
04	Other major appliances			172.4	174.5	177.3	
0441 .24	Dishwasher, undercounter	ea.		170.9	173.4	175.7	
0442 .15	Food waste disposer	ea.		179.1	179.1	185.2	
1242	Sewing machines						
0131 .14	Portable type, with imported head	ea.		172.5	174.8	174.8	
1243	Vacuum cleaner			154.2	146.7	146.7	
0111 .11	Canister type	ea.		144.7	144.7	144.7	
1244	Small electric appliances			170.8	170.2	170.2	
0111 .08	Toaster, automatic	ea.		164.9	166.0	166.0	
0115 .19	Frying pan, electric	ea.		175.4	171.7	171.7	
0118 .11	Can opener, electric	ea.	Dec/70	170.4	177.2	177.2	
0122 .05	Iron, steam and dry	ea.		146.6	145.8	145.8	
0123 .13	Shaver, men's	ea.		150.6	153.0	153.0	
0127 .08	Range hood	ea.	Dec/67	177.2	181.3	181.3	
1245	Electric lamps			260.5	257.3	274.9	
125	Home electronic equipment			91.4	86.9	87.1	
1251	Radio receivers			101.9	83.7	84.2	
02	Home radios		Jun/80	97.8	96.7	97.6	
0202 .99	Radio combinations, port & table		Jun/80	94.2	92.7	96.2	
03	Car radios		Jun/80	100.0	68.5	68.5	
1252	Television receivers			88.9	87.4	87.6	
02	Color TV receivers		Jun/80	98.7	97.4	97.6	
0201 .99	Color console TV receiver			84.8	82.9	82.9	
0202 .99	Color TV, table & port, over 10"-17"		Jun/80	94.9	93.6	93.5	
0203 .99	Color TV, table & port, over 17"		Jun/80	97.4	97.1	97.7	
1253	Other home electronic equipment			91.0	93.2	93.2	
02	Phonographs, ex. mechanical		Jun/80	98.2	103.5	103.5	
0202 .99	Elec. phonograph, not coin op., mono		Jun/80	94.6	103.0	103.0	
03	Tape recorders & players		Jun/80	102.5	102.5	102.5	
0302 .99	Audio tape recorder, cassette		Dec/70	77.4	(3)	77.4	
05	Speakers (inc. loudspeaker systems)		Jun/80	105.9	107.2	107.3	
0501 .99	Loudspeakers, bookshelf		Jun/80	101.9	106.8	105.3	
0502 .99	Loudspeakers, floor standing		Jun/80	112.0	113.5	(3)	
0504 .99	Loudspeakers, sold separately		Jun/80	103.5	(3)	104.3	
0505 .99	Microphones		Jun/80	111.4	112.1	112.1	
0507 .99	Public address systems		Jun/80	102.1	102.3	102.3	
126	Other household durable goods			278.1	275.8	279.1	
1261	Dinnerware			271.3	275.3	275.3	
0101 .02	Vitreous china, plate, cup, saucer	doz.		327.6	336.6	336.6	
0111 .04	Earthenware, plate, cup, saucer	doz.		311.1	310.6	310.6	
1262	Household glassware			372.5	372.5	396.1	
1264	Household flatware			442.6	420.8	419.5	
0111 .04	Sterling, 6 piece	setting		726.6	649.4	630.1	
1265	Mirrors						
0101 .05	Mirror, plate glass	ea.		183.8	188.9	188.9	
1266	Lawnmowers			219.3	219.8	219.8	
0121 .26	Rotary, hand propelled	ea.		220.4	(3)	(3)	
0122 .22	Rotary, self propelled	ea.		204.4	216.3	216.3	
1267	Cutlery			221.5	224.0	224.0	
0101 .06	Razor blades	1000		217.5	222.7	222.7	
0111 .03	Kitchen knife	doz.		265.7	259.5	259.5	
0131	Household scissors	ea.	Dec/73	187.9	187.9	187.9	
1268	Metal household containers						
0101 .06	Saucepan, aluminum	ea.		232.5	222.5	226.1	
13	Nonmetallic mineral products			300.9	312.8	313.9	
131	Glass						
1311	Flat glass			204.8	208.1	216.2	
05	Sheet, plate, and float glass		Dec/80	101.7	106.0	106.0	
0502 .99	.108 Inch through .134 inch		Dec/80	101.2	101.9	101.9	
0503 .99	.135 Inch through .199 inch		Dec/80	101.0	109.7	109.7	
0504 .99	.200 Inch through .240 inch		Dec/80	100.5	101.3	101.3	
07	Other flat glass		Dec/80	101.0	101.5	106.1	
0702 .99	Other flat glass		Dec/80	105.7	(3)	(3)	
132	Concrete ingredients			292.6	297.1	298.1	
1321	Sand, gravel, and crushed stone			259.4	263.6	264.8	
0101 .21	Sand, construction	ton		278.1	280.5	280.5	\$3.909
0111 .19	Gravel, for concrete	ton		272.1	274.2	275.8	4.829
0121 .07	Crushed stone, for concrete	ton		247.0	252.7	254.3	4.238
1322	Cement						
0131 .17	Portland	ton		324.3	328.9	329.4	

See footnotes at end of table.

Table 6. Continued—Producer prices and price indexes for commodity groupings and individual items

(1967 = 100 unless otherwise indicated)

Commodity code 1/	Commodity	Unit	Other index base	Index			Price
				Mar. 1981 2/	June 1981 2/	July 1981 2/	July 1981
133	Concrete products			286.9	293.2	293.0	
1331	Concrete block and brick			262.3	270.6	270.5	
11	Structural block, aggregate		Jun/81	(3)	100.0	99.8	
1111 .99	Lightweight stretcher units: 8" x 8" x 16"			270.3	283.8	283.8	
1112 .99	Lightweight stretcher, other sizes, n.e.c.		Jun/81	(3)	100.0	100.0	
1113 .99	Other lightweight units, any size, n.e.c.		Jun/81	(3)	100.0	96.1	
1121 .99	Medium weight units		Jun/81	(3)	100.0	100.0	
1131 .99	Normal weight stretcher units: 8" x 8" x 16"			250.2	250.2	249.2	
1132 .99	Normal weight stretcher, other sizes, n.e.c.		Jun/81	(3)	100.0	100.5	
1133 .99	Other normal weight units, any size, n.e.c.		Jun/81	(3)	100.0	100.0	
21	Decorative block		Jun/81	(3)	100.0	100.0	
2101 .99	Decorative block		Jun/81	(3)	100.0	100.0	
31	Concrete brick		Jun/81	(3)	100.0	105.0	
3101 .99	Concrete brick		Jun/81	(3)	100.0	105.0	
1332	Concrete pipe			257.1	259.0	259.0	
0101 .99	Storm sewer pipe, reinforced			261.3	265.4	265.4	
0102 .99	Storm sewer pipe, non-reinforced		Jun/80	102.4	(3)	102.4	
0105 .99	Sanitary sewer pipe, reinforced		Jun/80	100.0	100.0	100.0	
1333	Ready-mixed concrete			297.4	303.2	301.8	
0101 .99	Ready-mixed concrete			297.4	303.2	301.8	
1334	Precast concrete products		Jun/80	106.1	107.1	109.2	
0101 .99	Burial vaults and boxes		Jun/80	105.9	106.9	111.8	
0102 .99	Concrete silo staves		Jun/80	108.5	(3)	(3)	
0103 .99	Concrete septic tanks		Jun/80	106.1	107.8	107.8	
0104 .99	Other precast concrete products		Jun/80	105.0	(3)	106.4	
1335	Prestressed concrete products		Jun/80	101.4	107.7	108.7	
0101 .99	Prestressed single and double tees		Jun/80	100.6	112.5	113.1	
0102 .99	Prestressed concrete bridge beams		Jun/80	103.9	(3)	(3)	
134	Structural clay products, exc. refractor			244.6	249.5	250.3	
1341	Building brick			299.3	302.2	303.7	\$106.396
0101 .19	Building brick	1000		299.3	302.2	303.7	
1344	Clay tile			187.8	191.2	191.2	
0131 .09	Wall tile, glazed, standard grade	sq. ft.		170.1	173.4	173.4	
1345	Clay sewer pipe			204.2	218.0	218.0	2.055
0101 .07	Sewer pipe, vitrified clay	ft.		204.2	218.0	218.0	
135	Refractories			296.1	307.3	308.0	
1352	Refractories, clay		Dec/74	193.3	196.1	196.1	
0101 .13	Fireclay brick	1000		323.9	323.9	323.9	538.611
0111 .12	Superduty fireclay brick	1000		334.0	334.5	334.5	812.411
0121 .18	Ladle brick	1000		233.1	240.7	240.7	400.028
0131 .12	High alumina brick	1000		363.3	371.3	371.3	
0151	Castable refractories	ton	Dec/74	175.1	178.1	178.1	297.586
1353	Refractories, non clay		Dec/74	177.9	188.7	189.5	
0101 .01	Magnesite brick	1000	Dec/74	165.0	171.1	175.8	2318.750
0111 .01	Magnesite-chrome brick	1000	Dec/74	185.6	199.7	199.7	3092.500
0131 .01	Basic ramming mixes	ton	Dec/74	179.2	183.3	183.3	
136	Asphalt roofing			390.5	422.5	420.3	
1361	Prepared asphalt roofing			342.5	370.8	367.4	
0102 .09	Shingles, strip	sq.		328.1	355.1	353.3	21.358
0111 .10	Roll roofing, smooth surfaced	sq.		455.0	493.1	469.4	6.800
0112 .06	Roll roofing, mineral surfaced	sq.		381.9	413.8	411.4	9.389
1362	Other asphalt roofing			554.1	598.9	600.8	
137	Gypsum products			257.6	260.7	259.7	
1371				220.5	222.1	221.2	
0111 .99	1/2 inch regular gypsumboard			(3)	100.0	99.6	
0112 .99	Type X gypsumboard		Jun/81	(3)	100.0	100.0	
0113 .99	Other gypsum products, n.e.c.		Jun/81	(3)	100.0	100.0	
138	Glass containers			311.4	334.5	334.7	
1381	Glass containers			324.9	350.2	350.2	
0101 .01	Food container, wide mouth	gross		336.0	362.9	362.9	
0111	Food container, narrow neck	gross		253.8	270.4	270.4	
0121 .03	Beer bottle, nonreturnable	gross		336.0	361.2	361.2	
0131 .03	Liquor bottle	gross		313.4	338.5	340.6	
0161	Beverage bottle, returnable	gross		313.4	338.5	340.6	
139	Other nonmetallic minerals			441.7	476.8	476.3	
1391	Building lime			331.7	335.0	334.8	
0101 .09	Hydrated, masons	ton		348.7	348.6	348.5	67.652
0102 .04	Hydrated, finishing	ton		318.7	324.4	324.1	86.025
1392	Insulation materials			313.1	(3)	(3)	
0101 .04	Mineral wool, batts	1000sq. ft.		309.9	(3)	(3)	
0102 .05	Mineral wool, blowing	1000 sq. ft.		330.1	(3)	(3)	
1394	Paving mixtures and blocks			551.9	610.1	608.6	
0101 .99	Asphalt, paving			726.5	832.9	832.4	
0111 .99	Bituminous/asphaltic concrete mixtures and blocks			336.2	362.8	339.9	

See footnotes at end of table.

Table 6. Continued—Producer prices and price indexes for commodity groupings and individual items

(1967 = 100 unless otherwise indicated)

Commodity code 1/	Commodity	Unit	Other index base	Index			Price
				Mar. 1981 2/	June 1981 2/	July 1981 2/	July 1981
14	Transportation equipment		Dec/68	228.1	234.1	235.3	
141	Motor vehicles and equipment			229.5	236.4	237.5	
1411	Motor vehicles			208.4	216.6	217.4	
01	Passenger cars			196.7	205.3	205.8	
02	Motor trucks			254.6	262.2	263.4	
0271 .13	10,000 lbs. gvw and under	each		242.0	248.6	250.1	
0281 .09	10,001 lbs. gvw and over	each		273.7	283.0	283.6	
04	Motorcycles		Dec/72	148.9	150.6	150.6	
1412	Motor vehicle parts			312.0	314.1	316.9	
1414	Truck trailers		Jun/80	103.5	105.1	105.3	
01	Vans, over 10,000 lbs.		Jun/80	104.4	105.7	105.9	
0101 .99	Closed top vans, insul. & semi-ins.		Jun/80	103.8	105.6	106.3	
0103 .99	Drop frame vans, except livestock		Jun/80	100.1	101.0	101.0	
0104 .99	Other closed top vans		Jun/80	103.3	104.5	104.4	
0105 .99	Open top vans		Jun/80	103.0	103.8	104.7	
02	Tanks, over 10,000 lbs.		Jun/80	98.2	101.1	101.1	
0201 .99	Tanks for flammable liquids		Jun/80	102.3	104.3	104.2	
03	Other trailers and chassis, over 10,000 lb		Jun/80	104.5	107.4	108.0	
0301 .99	Bulk commodity trailers		Jun/80	103.5	104.3	104.2	
0303 .99	Platform trailers		Jun/80	102.3	108.3	108.7	
0304 .99	Low-bed heavy haulers		Jun/80	103.7	106.7	106.7	
0305 .99	Dump trailers and chassis		Jun/80	(3)	104.1	104.1	
142	Aircraft						
1421	Fixed wing						
11	Fixed wing, utility		Dec/68	275.0	276.6	276.6	
144	Railroad equipment			333.9	337.4	344.3	
15	Miscellaneous products			264.0	266.1	262.8	
151	Toys, sport. goods, small arms, amunitio			211.1	212.1	213.8	
1511	Toys, games, and children's vehicles			215.1	213.6	213.7	
0102 .03	Non-powered transportation toy	dozen	Dec/77	137.7	139.1	139.1	
0104 .01	Sports oriented games		Dec/77	117.3	115.7	115.7	
0122 .02	Toy gun	dozen	Dec/77	134.2	134.6	134.6	
0135 .07	Game, board	doz.		192.0	192.0	192.0	
0143 .04	Preschool toy	dozen	Dec/77	149.9	146.2	146.2	
0161 .30	Doll	ea.		177.1	173.1	173.1	
0165 .17	Stuffed toy	doz.		167.1	167.1	167.1	
0172 .20	Stroller	ea.		163.0	171.2	171.2	
0191 .04	Children's riding vehicles	ea.	Dec/73	239.6	237.4	239.4	
1512	Sporting and athletic goods			194.2	196.6	200.3	
0121 .01	Golf ball	doz.		87.6	87.6	87.6	
0131 .08	Golf club, iron	ea.		123.2	119.5	119.5	
0132 .10	Golf club, wood	ea.		124.5	122.8	122.8	
0141 .09	Baseball glove	ea.		191.5	194.8	194.8	
0151 .06	Football	ea.		196.1	192.0	191.7	
0171 .02	Bowling ball	ea.		159.4	161.5	161.5	
0181 .11	Bicycle	ea.		241.8	248.2	257.7	
1513	Small arms and ammunition			250.8	254.6	254.0	
01	Small arms			258.5	257.7	256.4	
0102 .07	Revolver	ea.		302.5	302.5	298.4	
0106 .02	Rifle, repeating, center fire	ea.		247.3	252.4	252.4	\$ 162.963
0107 .06	Rifle, repeating, rim fire	ea.		206.3	197.5	197.5	53.306
0108 .04	Rifle, single shot, rim fire	ea.		296.1	296.2	296.2	
0111 .04	Shot gun	ea.		249.2	249.0	249.0	149.546
02	Small arms ammunition			243.8	252.1	252.1	
0222 .02	Revolver cartridge, 38 special	1000		265.6	272.3	272.3	142.184
0231 .02	Rifle cartridge, center fire	1000		246.0	256.7	256.7	339.862
0232 .02	Rifle cartridge, rim fire	1000		243.8	251.6	251.6	22.760
0241 .03	Shot gun shell	1000		237.8	244.0	244.0	158.179
152	Tobacco products			256.3	268.4	268.5	
1521	Cigarettes			263.0	277.5	277.5	
0102 .01	Filter tip, king size	1000		(3)	272.8	272.8	14.175
1522	Cigars			166.7	165.3	166.5	
0101 .09	Low priced	1000		180.2	176.7	179.2	
0102 .02	Popular priced	1000		177.7	177.7	177.7	
0103 .03	Medium priced	1000		148.7	151.1	151.1	
0104 .02	High priced	1000		159.5	(3)	160.8	
1523	Other tobacco products			321.2	321.2	321.2	
0101 .02	Smoking tobacco, 1 1/2 oz. package	doz.		296.4	296.4	296.4	4.889
0111	Plug chewing tobacco	lb.		352.1	352.1	352.1	5.005
0121 .01	Snuff, 1 1/4 oz. package	1/2 gross		326.1	326.1	326.1	29.499
153	Notions			247.3	268.0	267.5	
1531	Buttons and button blanks			210.1	212.6	209.3	
1532	Pin fasteners and similar notions			252.2	275.8	275.8	
0111 .06	Safety pin	doz.	Dec/72	319.2	335.0	335.0	
0121 .07	Aluminum zipper	ea.	Dec/75	166.9	185.7	185.7	

See footnotes at end of table.

Table 6. Producer prices and price indexes for commodity groupings and individual items

(1967 = 100 unless otherwise indicated)

Commodity code 1/	Commodity	Unit	Other index base	Index			Price
				Mar. 1981 2/	June 1981 2/	July 1981 2/	July 1981
154	Photographic equipment and supplies			211.2	212.9	211.7	
1541	Photographic equipment			130.0	130.3	128.1	
1542	Photographic supplies			271.8	274.9	274.9	
155	Mobile homes		Dec/74	(3)	(3)	155.8	
1552	Mobile homes, single wide		Dec/74	154.6	(3)	156.1	
01	Single, 12 ft. wide		Jun/81	(3)	100.0	99.7	
0101 .99	Single, 12 ft. wide		Jun/81	(3)	100.0	99.7	
02	Single, 14 ft. wide and over		Jun/81	(3)	100.0	101.7	
0201 .99	Length, 59 ft. and under		Jun/81	(3)	100.0	100.0	
0202 .99	Length, 60 to 69 ft.		Jun/81	(3)	100.0	100.9	
0203 .99	Length, 70 to 74 ft.		Jun/81	(3)	100.0	102.4	
0204 .99	Length, 75 ft. and over		Jun/81	(3)	100.0	100.7	
1553	Mobile homes, double wide		Dec/74	(3)	(3)	155.0	
01	Double, 24 ft. width		Jun/81	(3)	100.0	100.1	
0101 .99	Length, 49 ft. and under		Jun/81	(3)	100.0	100.3	
0102 .99	Length, 50 to 59 ft.		Jun/81	(3)	100.0	(3)	
0103 .99	Length, 60 ft. and over		Jun/81	(3)	100.0	100.0	
02	Double, other than 24 ft width		Jun/81	(3)	100.0	100.8	
0201 .99	Other than 24 ft. width		Jun/81	(3)	100.0	100.8	
156	Personal aid equipment						
156101	Electronic hearing aids		Jun/78	109.7	113.6	113.6	
0101 .03	Eye-glass type	each	Jun/78	108.3	111.7	111.7	
0103 .05	Behind-the-ear type	each	Jun/78	107.0	110.7	110.7	
0105 .02	In-the-ear type	each	Jun/78	113.3	117.7	117.7	
157	Industrial safety equipment		Jun/78	122.4	122.8	123.9	
157101	Respiratory protective equipment		Jun/78	132.5	132.8	135.8	
0101 .01	Respirator, air purifier type	each	Jun/78	124.7	124.7	127.1	
0103 .03	Respirator, supplied air type	each	Jun/78	136.0	136.2	141.0	
0105 .03	Self-contained breathing apparatus	each	Jun/78	152.1	153.6	156.6	
02	Eye and face protective equipment		Jun/78	119.0	119.9	121.5	
0201 .02	Safety glasses, clear, less sideshields	pair	Jun/78	119.8	119.8	119.8	
0202 .01	Goggles, industrial safety	each	Jun/78	114.0	114.0	116.6	
0203 .04	Face shield	each	Jun/78	119.7	119.5	120.0	
0204 .01	Welder's helmet	each	Jun/78	121.6	124.6	127.5	
0205 .01	Emergency eye wash and shower	each	Jun/78	116.8	116.8	118.7	
03	Hearing protective equipment		Jun/78	116.0	116.0	116.3	
0301 .02	Hearing protector, ear muff type	each	Jun/78	117.6	117.5	118.0	
0303	Hearing protector, plug type	pair	Jun/78	114.5	114.5	114.5	
04	Guards, mechanical power press		Jun/78	116.4	115.8	115.8	
0403 .02	Light curtains	each	Jun/78	115.2	(3)	109.5	
0404 .02	Vertical moving gate	each	Jun/78	119.6	122.4	122.4	
0411 .01	Miscellaneous types, power press guards	each	Jun/78	119.2	121.2	121.2	
05	Protective clothing		Jun/78	133.8	135.4	135.8	
0501 .01	Safety cap or hat	each	Jun/78	119.7	119.7	119.7	
0503 .01	Welder's gloves, leather	pair	Jun/78	148.0	151.0	151.9	
06	First aid kits						
0601 .01	First aid kit	each	Jun/78	126.4	127.7	127.7	
07	Alarms, electronic						
0701 .02	Back-up alarm, electronic, automatic	each	Jun/78	112.1	111.9	111.9	
159	Other miscellaneous products			351.3	346.0	332.3	
1591	Caskets			199.0	199.4	199.4	
0102 .07	Cloth-covered wood casket	ea.	Dec/68	183.1	183.1	183.1	
0103 .06	Hardwood casket	ea.	Dec/68	245.8	245.8	245.8	
0104 .07	Steel, other than stainless casket	ea.	Dec/68	183.8	(3)	184.3	
1592	Matches			211.6	211.6	219.3	
1593	Musical instruments		Dec/78	207.0	210.9	211.3	
0104 .02	Electric guitar	each	Dec/78	110.1	110.1	111.8	
0106	Drum set	each	Dec/78	121.7	126.2	126.2	
0107 .04	Piano, over 37"	each	Dec/78	120.6	122.7	124.8	
0109 .25	Organ, excluding pipe organ	ea.	Dec/78	171.1	176.2	172.6	
1594	Jewelry and jewelry products		Dec/78	165.1	162.2	151.8	
02	Jewelry, platinum and karat gold		Dec/78	192.3	187.4	171.3	
0201 .03	Ring, ladies' high fashion	each	Dec/78	173.8	166.3	153.1	
0203 .02	Ring, engagement, ladies', 14k gold	each	Dec/78	162.0	154.3	145.5	
0205 .02	Ring, wedding, gold	each	Dec/78	249.0	(3)	223.0	
0207 .03	Earrings, ladies', 14 karat gold	pair	Dec/78	187.0	(3)	167.2	
03	Other precious metal jewelry		Dec/78	171.9	161.5	163.8	
0301 .03	Ring, sterling, ladies' and men's	various	Dec/78	221.6	194.7	193.3	
0303 .02	Bracelet, ladies', gold filled	each	Dec/78	141.9	141.4	145.9	
04	Costume jewelry		Dec/78	115.9	119.7	114.7	
0401 .01	Ring, ladies', costume	various	Dec/78	102.8	95.2	97.0	
0402 .02	Earrings, ladies', costume	various	Dec/78	109.4	(3)	(3)	
0403 .02	Earrings, children's, costume	doz. pair	Dec/78	113.4	132.3	122.6	
0404 .01	Necklace, ladies', costume	various	Dec/78	106.2	116.4	108.7	
0405 .02	Neckchain, men's, costume	dozen	Dec/78	137.4	137.4	137.4	
0409 .01	Watchband, metal, men's and women's	each	Dec/78	143.3	145.4	145.4	
05	Jeweler's materials and findings		Dec/78	187.8	184.2	166.4	
0501 .02	Setting, 14 karat gold	various	Dec/78	194.1	190.6	169.6	
0503 .03	Finding, gold filled	various	Dec/78	173.8	169.7	159.1	
06	Diamonds and lapidary work						
0601	Diamond, .25 carat	each	Dec/78	111.9	110.8	110.8	
1595	Pens and pencils			175.5	175.5	175.5	
0124 .02	Mechanical pencil	doz.		138.4	138.4	138.4	
0125 .02	Black lead pencil	gross		204.7	204.7	204.7	
1596	Watches and clocks			202.1	187.9	187.9	
0132 .13	Wrist watch, women's, imported movement	ea.		254.1	210.0	210.0	
0133 .09	Wrist watch, men's, imported movement	ea.		(3)	166.3	(3)	

See footnotes at end of table.

Table 6. Continued—Producer prices and price indexes for commodity groupings and individual items

(1987 = 100 unless otherwise indicated)

Commodity code 1/	Commodity	Unit	Other index base	Index			Price
				Mar. 1981 2/	June 1981 2/	July 1981 2/	July 1981
1597	Brushes			207.7	206.2	211.1	
0141 .09	Paint brush	doz.		216.9	(3)	(3)	
02	Personal brushes			156.3	145.8	145.8	
0245 .05	Toothbrush	doz.		158.9	151.9	151.9	
0246 .03	Hairbrush	doz.		153.9	139.4	139.4	
03	Household maintenance brushes			251.0	255.9	262.0	
0351 .03	Scrub	doz.		272.7	272.7	284.3	
0352 .01	Bowl, twisted-in-wire	doz.		225.8	236.1	236.1	
04	Industrial brushes			225.9	230.8	241.5	
0455 .08	Floor sweep (pushbroom)	doz.		208.2	213.0	222.9	
0456 .03	Power driven, wire wheel	ea.		244.3	(3)	(3)	
1599	Fire extinguishers			208.9	208.9	210.7	
0173 .10	Pressurized dry chemicals type, hand	ea.		192.8	192.8	194.8	

¹ Indexes with a commodity point code of .99 are calculated by a revised methodology. See "Technical Note on Data from the Producer Price Index Revision" at the back of this publication.

² Data for March 1981 have been revised to reflect the availability of late reports and corrections by respondents. All data are subject to revision 4 months after original publication. Data are not seasonally adjusted.

³ Not available.

⁴ Regional price indexes for bituminous coal, industrial sizes, contract are presented in table 8.

⁵ Prices for all items in this grouping are lagged 1 month.

⁶ Regional refined petroleum product prices and price indexes are presented in table 7.

⁷ Prices for some items in this grouping are lagged 1 month. N.E.C. = Not elsewhere classified.

NOTE: Titles of some commodities are not shown in this table because they fail to meet our publication criteria.

Table 7. Producer prices and price indexes for refined petroleum products by region

(Price per gallon; July 1975 = 100 unless otherwise indicated)

Commodity code	Commodity and region	Other index base	Index			Price July 1981
			Mar. 1981 1/	June 1981 1/	July 1981 1/	
0571	Gasoline	1967	739.6	743.3	733.4	
02	Regular	Feb/73	683.2	685.6	677.3	
0201 .06	Dealer tank-wagon to retail outlets	Feb/73	620.0	621.8	614.5	\$1.087
01	New England		305.6	307.5	303.7	1.111
02	Middle Atlantic		307.1	307.9	303.5	1.098
03	South Atlantic		310.6	311.1	306.2	1.090
04	East North Central		335.1	334.2	339.6	1.084
05	West South Central		319.4	319.6	315.1	1.065
06	East South Central		310.1	309.5	305.4	1.079
07	West North Central		309.3	306.6	300.6	1.073
08	Mountain		304.1	313.4	312.3	1.093
09.01	Pacific		296.1	306.0	308.8	1.097
0202 .07	Sales to jobbers	Feb/73	782.5	784.5	773.6	1.039
01	New England		334.4	340.5	336.1	1.078
02	Middle Atlantic		336.8	337.5	332.0	1.048
03	South Atlantic		336.3	336.5	332.1	1.045
04	East North Central		331.2	329.8	323.5	1.034
05	West South Central		331.8	332.8	329.4	1.023
06	East South Central		335.1	334.2	330.0	1.047
07	West North Central		332.4	330.6	322.7	1.022
08	Mountain		318.7	323.2	321.2	1.045
09.01	Pacific		318.8	330.0	333.1	1.058
0203 .07	Commercial consumers	Feb/73	720.7	725.8	719.9	1.084
01.01	New England		321.0	327.3	324.2	1.117
02.01	Middle Atlantic		332.3	335.8	332.8	1.116
03.01	South Atlantic		328.6	331.2	329.0	1.104
04.01	East North Central		312.6	311.5	307.3	1.095
05.01	West South Central		312.9	313.7	310.6	1.038
06.01	East South Central		312.7	313.7	310.1	1.077
07.01	West North Central		308.5	301.9	293.0	1.068
08.01	Mountain		305.8	299.1	304.2	1.095
09.01	Pacific		302.9	316.8	320.8	1.120
03	Premium	Feb/73	595.5	602.7	589.8	
0301 .06	Dealer tank-wagon to retail outlets	Feb/73	551.9	558.9	541.6	1.133
01	New England		309.6	312.3	309.1	1.194
02	Middle Atlantic		307.1	309.2	305.9	1.194
03	South Atlantic		327.1	327.1	324.3	1.066
04	East North Central		2/ 297.3	(3)	289.5	1.141
05	West South Central		2/ 301.4	2/ 316.1	301.5	1.111
06	East South Central		2/ 290.7	2/ 293.4	264.5	1.023
07	West North Central		298.4	(3)	289.9	1.133
08	Mountain		290.2	301.0	298.8	1.190
09	Pacific		289.5	292.9	297.5	1.151
0302 .07	Sales to jobbers	Feb/73	687.8	695.8	689.4	1.125
01	New England		325.4	2/ 327.5	327.7	1.172
02	Middle Atlantic		329.2	2/ 325.8	325.2	1.123
03	South Atlantic		2/ 329.9	(3)	2/ 328.5	1.134
04	East North Central		(3)	(3)	(3)	(3)
05	West South Central		2/ 329.6	(3)	2/ 321.4	1.093
06	East South Central		2/ 324.1	(3)	2/ 324.9	1.130
07	West North Central		(3)	(3)	(3)	(3)
08	Mountain		2/ 321.5	2/ 331.6	314.7	1.092
09.01	Pacific		312.8	331.7	335.0	1.137
0303 .08	Commercial consumers	Feb/73	716.4	723.7	728.5	1.226
01.01	New England		338.8	(3)	341.9	1.226
02.01	Middle Atlantic		2/ 350.9	(3)	2/ 346.3	1.244
03.01	South Atlantic		353.3	(3)	333.1	1.223
04.01	East North Central		2/ 376.9	(3)	2/ 335.8	1.278
05	West South Central		2/ 342.7	2/ 378.4	2/ 373.8	1.339
06	East South Central		2/ 309.7	(3)	(3)	(3)
07	West North Central		(3)	(3)	(3)	(3)
08.01	Mountain		(3)	(3)	(3)	(3)
09.01	Pacific		304.3	314.6	320.0	1.184
04	Unleaded gasoline	Jun/77	261.0	262.0	259.2	
0401	Dealer tank-wagon to retail outlets	Jun/77	255.3	255.7	253.3	1.138
01	New England	Jun/77	254.1	257.8	255.2	1.156
02	Middle Atlantic	Jun/77	254.7	256.9	253.7	1.142
03	South Atlantic	Jun/77	255.2	258.0	254.2	1.140
04	East North Central	Jun/77	250.0	248.2	244.7	1.134
05	West South Central	Jun/77	255.0	258.4	255.0	1.130
06	East South Central	Jun/77	253.7	255.5	250.8	1.132
07	West North Central	Jun/77	250.6	248.6	243.9	1.129
08	Mountain	Jun/77	245.2	254.1	254.3	1.144
09	Pacific	Jun/77	263.6	259.2	260.8	1.137
0402	Sales to jobbers	Jun/77	267.1	269.0	265.3	1.086
01	New England	Jun/77	268.5	271.2	269.1	1.113
02	Middle Atlantic	Jun/77	270.2	272.2	268.2	1.094
03	South Atlantic	Jun/77	270.2	272.1	268.3	1.089
04	East North Central	Jun/77	266.9	266.2	261.0	1.081
05	West South Central	Jun/77	266.9	268.4	264.3	1.075
06	East South Central	Jun/77	267.9	269.1	265.8	1.090
07	West North Central	Jun/77	266.9	266.0	261.1	1.074
08	Mountain	Jun/77	261.6	267.7	265.4	1.090
09	Pacific	2/ Jun/77	254.6	268.5	271.4	1.102
0403	Commercial consumers	Jun/77	264.7	265.7	264.3	1.110
01	New England	Jun/77	269.5	275.4	272.5	1.162
02	Middle Atlantic	Jun/77	273.9	273.8	272.0	1.155
03	South Atlantic	Jun/77	267.5	269.2	266.3	1.128
04	East North Central	Jun/77	272.9	268.8	266.2	1.122
05	West South Central	Jun/77	257.8	257.6	255.7	1.044
06	East South Central	Jun/77	263.5	257.3	258.0	1.111
07	West North Central	Jun/77	266.1	2/ 264.8	2/ 262.1	1.104
08	Mountain	Jun/77	251.4	254.9	254.5	1.131
09	Pacific	Jun/77	257.6	268.3	271.1	1.134

See footnotes at end of table.

Table 7. Continued—Producer prices and price indexes for refined petroleum products by region

(Price per gallon; July 1975 = 100 unless otherwise indicated)

Commodity code	Commodity and region	Other index base	Index			Price July 1981
			Mar. 1981 ^{1/}	June 1981 ^{1/}	July 1981 ^{1/}	
0572	Light distillates	1967	1041.0	1077.6	1066.4	
0201 .07	Kerosene to resellers	Feb/73	852.1	857.4	844.2	1.073
01	New England		358.7	359.1	333.7	1.046
02	Middle Atlantic		360.4	357.4	355.7	1.089
03	South Atlantic		364.3	370.8	369.8	1.104
04	East North Central		373.2	372.3	368.3	1.076
05	West South Central		366.7	364.2	368.2	1.063
06	East South Central		377.9	371.7	348.7	.979
07	West North Central		352.2	359.3	354.9	1.026
08	Mountain		339.1	356.0	354.4	1.053
09.01	Pacific		312.3	317.5	323.4	1.015
0301 .07	Commercial jet fuel, kerosene base	Feb/73	867.8	905.0	896.7	1.052
01	New England		368.3	377.2	376.4	1.085
02	Middle Atlantic		375.5	390.2	382.4	1.043
03	South Atlantic		385.7	401.3	394.8	1.051
04	East North Central		346.4	359.9	355.9	1.056
05	West South Central		398.4	415.8	410.1	1.037
06	East South Central		360.8	369.3	362.9	1.058
07	West North Central		373.5	379.3	375.2	1.053
08	Mountain		360.2	369.1	368.0	1.067
09	Pacific		356.6	378.6	379.7	1.056
8573	Middle distillates	1967	1082.8	1091.7	1080.0	
0201 .07	Fuel oil no. 2 to resellers	Feb/73	885.3	891.9	880.4	1.019
01	New England		360.6	363.2	356.3	1.032
02	Middle Atlantic		362.6	360.5	355.3	1.029
03	South Atlantic		360.9	362.4	356.3	1.024
04	East North Central		362.7	367.5	363.0	1.011
05	West South Central		367.5	361.3	363.5	1.004
06	East South Central		361.1	364.6	359.6	1.015
07	West North Central		356.8	364.4	363.5	1.008
08	Mountain		339.5	352.1	355.7	1.005
09.01	Pacific		314.4	340.3	342.2	.964
0301 .08	Diesel to commercial consumers	Feb/73	853.1	861.1	854.6	1.020
01.01	New England		361.4	372.3	351.7	1.060
02.01	Middle Atlantic		355.3	351.2	341.5	1.045
03.01	South Atlantic		357.5	356.9	351.6	1.032
04.01	East North Central		354.5	352.2	349.9	1.040
05.01	West South Central		329.7	329.0	325.2	1.004
06.01	East South Central		349.0	349.9	344.7	1.020
07.01	West North Central		358.8	359.5	357.5	1.040
08.01	Mountain		344.1	358.5	358.3	1.022
09.01	Pacific		300.1	315.3	320.2	.984
0574	Residual fuels	1967	1232.7	1255.8	1234.6	
0401	Containing 0.3% or less sulfur	Dec/80	117.2	115.7	110.4	.985
02	Middle Atlantic		(3)	(3)	(3)	(3)
04	East North Central		(3)	(3)	(3)	(3)
05	West South Central		(3)	(3)	(3)	(3)
07	West North Central		(3)	(3)	(3)	(3)
08	Mountain		(3)	(3)	(3)	(3)
09	Pacific		(3)	(3)	(3)	(3)
0501	Containing 0.31 to 1.0% sulfur	Dec/80	117.8	103.3	113.3	.744
02	Middle Atlantic		(3)	(3)	(3)	(3)
03	South Atlantic		(3)	(3)	(3)	(3)
04	East North Central		(3)	(3)	(3)	(3)
05	West South Central		(3)	77.0	(3)	(3)
06	East South Central		(3)	(3)	(3)	(3)
07	West North Central		(3)	(3)	(3)	(3)
08	Mountain		(3)	(3)	(3)	(3)
09	Pacific		(3)	(3)	(3)	(3)
0601	Containing more than 1% sulfur	Dec/80	109.2	107.9	99.1	.592
02	Middle Atlantic		(3)	(3)	(3)	(3)
03	South Atlantic		(3)	(3)	(3)	(3)
04	East North Central		122.5	126.6	110.0	.570
05	West South Central		(3)	(3)	90.2	.536
06	East South Central		(3)	(3)	(3)	(3)
07	West North Central		(3)	(3)	(3)	(3)
08	Mountain		(3)	(3)	(3)	(3)
09	Pacific		108.0	114.4	115.2	.647

¹ Data for March 1981 have been revised to reflect the availability of late reports and corrections by respondents. All data are subject to revision 4 months after original publication. All prices are lagged 1 month. Data are not seasonally adjusted.

² Caution should be used in interpreting month-to-month changes because of low response rates, which ranged from 30 to 60 percent for these indexes.

³ Not available.

Table 8. Producer price indexes for bituminous coal by region

(June 1976 = 100)

Code	Commodity and region	Index			Code	Commodity and region	Index		
		Mar. 1981 ^{1/}	June 1981 ^{1/}	July 1981 ^{1/}			Mar. 1981 ^{1/}	June 1981 ^{1/}	July 1981 ^{1/}
0512 03	Bituminous, industrial sizes contract	136.4	139.0	142.1	0302	Manufacturing	121.8	124.5	126.5
0301	Steam electric utility	166.9	(²)	172.6	02	South Appalachia	(²)	(²)	(²)
01	North Appalachia	163.8	165.9	169.9	03	Midwest	123.0	127.1	127.1
02	South Appalachia	168.8	172.1	173.8	04	West	(²)	177.2	(²)
03	Midwest	170.5	(²)	172.1	0303	Metallurgical, high volatile	98.6	100.5	105.8
04	West	160.6	178.1	179.9	02	South Appalachia	98.0	99.2	104.7
					03	Midwest	(²)	(²)	(²)

¹ Data for March 1981 have been revised to reflect the availability of late reports and corrections by respondents. All data are subject to revision 4 months after original publication. Data are not seasonally adjusted.

² Not available.

NOTE: These indexes are designed to measure changes in the price of coal sold in contract sales transactions (excluding captive production) in various domestic mining regions. Prices are reported by coal operators or sales agents, f.o.b. mine, per net short ton.

Table 9. Producer price indexes for special commodity groupings¹

(1967=100 unless otherwise indicated)

COMMODITY GROUPING	1980		1981			
	ANNUAL AVERAGE	JUL.	JAN. 2/	MAR. 2/	JUN. 2/	JUL. 2/
All commodities except farm products.....	269.6	270.9	285.6	291.9	296.4	297.7
All foods.....	244.7	245.9	255.6	253.4	252.2	255.5
Processed foods.....	246.6	247.3	256.8	252.3	253.4	256.3
Industrial commodities less fuels and related products and power.....	243.5	243.9	259.8	258.6	263.4	264.8
Selected textile mill products (Dec. 1975=100).....	124.3	125.5	131.8	133.1	136.0	136.9
Hosiery.....	123.2	123.5	129.5	130.4	135.6	135.7
Underwear and nightwear.....	185.4	188.3	199.2	202.0	203.5	205.0
Chemicals and allied products, including synthetic rubber and synthetic fibers and yarns.....	250.7	254.2	264.8	271.0	281.0	282.1
Pharmaceutical preparations.....	167.1	168.1	177.1	182.1	186.5	188.7
Lumber and wood products, excluding millwork.....	304.0	306.9	309.0	304.8	311.5	307.2
Special metals and metal products.....	258.5	256.2	271.8	273.5	277.7	280.5
Fabricated metal products.....	258.2	259.9	270.0	274.7	279.2	282.7
Copper and copper products.....	222.0	214.5	227.4	204.8	204.3	203.0
Machinery and motive products.....	230.4	231.0	247.5	250.2	255.4	257.4
Machinery and equipment, except electrical.....	263.0	263.7	277.5	281.9	287.0	289.9
Agricultural machinery, including tractors.....	267.3	266.3	285.6	288.3	293.6	294.3
Metalworking machinery.....	299.4	303.3	319.2	323.5	328.4	329.9
Numerically controlled machine tools (Dec. 1971=100).....	225.4	228.7	234.6	235.7	241.7	242.1
Total tractors.....	287.3	288.3	305.8	311.8	322.0	325.4
Industrial valves.....	287.8	291.1	300.7	310.1	312.0	314.1
Industrial fittings.....	291.8	296.1	298.6	298.9	303.0	303.0
Construction materials.....	266.4	267.0	276.6	279.3	284.8	285.4
Agricultural machinery and equipment, less parts.....	261.2	260.8	278.0	281.5	286.9	287.6
Farm and garden tractors, less parts.....	268.8	267.2	284.4	287.6	297.2	297.2
Agricultural machinery excluding tractors, less parts.....	266.5	265.9	285.7	289.1	290.9	292.3

¹ These indexes are calculated by combining the indexes listed below by commodity code after each special commodity grouping. The weights are those used for the comprehensive All Commodities index.

² Data for March 1981 have been revised to reflect the availability of late reports and corrections by respondents. All data are subject to revision 4 months after original publication.

All commodities, less farm products: 02 through 15

All foods: 01-1,01-7, and 02 less 02-61, 02-62, and 02-9

Processed foods: 02 less 02-61, 02-62, and 02-9

Industrial commodities, less fuels and power: 03, 04, and 06 through 15

Selected textile mill products: 03-27, 03-37-01-05, 03-37-01-07, 03-37-01-09, 03-37-01-11, 03-37-03-42, 03-4, 03-81-01-55, 03-81-01-72, 03-81-01-73, 03-81-02-39, 03-81-02-72, 03-81-02-74, 03-81-03-62, 03-81-03-64, 03-82-01, 03-92-02, 03-83-03-22, 03-83-03-42, and 12-31

Hosiery: 03-81-01-72, 03-81-01-73, 03-81-02-74, 03-81-03-64

Underwear and nightwear: 03-81-01-74, 03-81-01-75, 03-81-01-76, 03-81-01-77, 03-81-01-78, 03-81-02-74, 03-81-02-75, 03-81-02-78, and 03-81-03-62

Chemicals and allied products, including synthetic rubber and synthetic fibers: 03-1, 06 less 06-4, and 07-11-02

Pharmaceutical preparations: 06-35 and 06-36

Lumber and wood products, excluding millwork and other wood products: 08-1 and 08-3

Special metals and metal products: 10, 11-1, and 14-1

Fabricated metal products: 10-3, 10-4, 10-5, 10-6, 10-7, and 10-8

Copper and copper products: 10-22-01-06, 10-22-01-08, 10-22-01-13, 10-23-01, 10-24-01-06, 10-25-02, and 10-26-01

Machinery and motive products: 11 and 14

Machinery and equipment, except electrical: 11-1, 11-2, 11-3, 11-4, 11-6, 11-9

Agricultural machinery, including tractors: 11-11, 11-12 less 11-11-51 and 11-12-51

Metalworking machinery: 11-32, 11-33-04, 11-37, and 11-38

Numerically controlled machine tools: 11-37-11-11, 11-37-11-12, 11-37-14-11 and 11-37-16

Total tractors: 11-11 and 11-28 less 11-11-51

Industrial valves: 11-49-01-01 through 11-49-01-06, 11-49-01-16 through 11-49-01-19, 11-49-01-21 through 11-49-01-27

Industrial fittings: 11-49-01-11 through 11-49-01-15

Abrasive grinding wheels: 11-36-11, 11-36-12, 11-36-13, 11-36-14, 11-36-15

Agricultural machinery and equipment, less parts (old commodity code (11-1): 11-1 less 11-11-51 and 11-12-51

Farm and garden tractors, less parts (old commodity code (11-1): less 11-11-51

Agricultural machinery excluding tractors, less parts (old commodity code (11-12): 11-12 less 11-12-51

Construction materials: 06-21, 07-21, 08-11, 08-12-01-01, 08-12-01-02, 08-12-01-31, 08-12-01-71, 08-2, 08-3, 09-2, 10-13-02-39, 10-13-02-48, 10-13-02-55, 10-13-02-63, 10-13-02-69, 10-13-02-71, 10-13-02-89, 10-13-02-91, 10-15-01-31, 10-15-01-32, 10-15-01-33, 10-25-01-01, 10-25-01-03, 10-25-01-04, 10-25-01-05, 10-25-01-17, 10-25-01-18, 10-25-01-19, 10-25-01-21, 10-25-01-23, 10-25-02-51, 10-25-02-52, 10-25-19-93, 10-26-01-06, 10-26-01-07, 10-26-01-09, 10-26-01-11, 10-26-02-67, 10-26-02-71, 10-41-01, 10-5, 10-6, 10-71, 10-73-01-01, 10-73-01-06, 10-73-01-11, 10-73-01-12, 10-73-01-13, 10-73-01-14, 10-73-01-15, 10-73-01-55, 10-73-01-57, 10-74-01-01, 10-74-01-31, 10-74-01-81, 10-74-01-82, 10-74-01-87, 10-74-01-91, 10-74-01-95, 10-81-01-46, 10-83-01-01, 10-83-01-03, 10-83-01-05, 10-83-01-07, 10-83-01-09, 10-83-01-11, 10-83-01-21, 10-83-01-23, 10-83-01-31, 10-83-01-33, 10-83-01-35, 10-83-01-37, 10-83-01-41, 10-83-01-46, 10-83-01-48, 10-89-01-26, 10-89-01-33, 10-89-01-51, 11-42, 11-47, 11-49-01-02, 11-49-01-06, 11-49-01-12, 11-49-01-15, 11-71-01-01, 11-71-01-02, 11-71-01-03, 11-71-01-04, 11-71-02-65, 11-71-02-71, 11-71-02-73, 12-11-01-06, 12-32, 13-11-01-01, 13-11-02-07, 13-2, 13-3, 13-4, 13-6, 13-7, 13-91, 13-92, 13-93

³ Indexes for January 1981 listed in the May 1981 issue of this report were incorrect. The January figures in this table are correct.

Table 10. Producer price indexes: Changes in commodity specifications, July 1981

Commodity code	New specification	Old specification
There were no changes in commodity specifications.		

Table 11. Producer price indexes for the output of selected SIC industries

(1967 = 100 unless otherwise indicated)

1972 SIC code	Industry	Other index base	INDEX				
			1980		1981		
			Ann. avg.	Jul.	Mar. 1/	Jun. 1/	Jul. 1/
Mining industries							
1011	Iron ore	12/75	152.9	155.8	168.1	168.1	168.1
1092	Mercury ores	12/75	331.2	331.2	335.4	352.0	358.3
1211	Bituminous coal and lignite		466.7	466.9	478.5	488.7	502.5
1311	Crude petroleum and natural gas		643.8	638.0	901.7	901.0	898.9
1442	Construction sand and gravel		252.7	254.8	275.2	277.8	278.5
1455	Kaolin and ball clay	06/76	136.0	136.6	137.1	137.1	137.1
Manufacturing industries							
2011	Meatpacking plants (2)		244.4	249.1	236.1	245.5	252.6
2013	Sausages and other prepared meat products		220.1	213.7	230.4	237.6	245.5
2016	Poultry dressing plants		191.9	214.2	203.9	198.3	203.6
2021	Creamery butter		258.5	256.3	273.6	273.6	273.8
2022	Cheese, natural and processed (2)	12/72	204.4	203.4	215.7	218.0	217.1
2024	Ice cream and frozen desserts	12/72	193.3	195.2	210.6	212.4	212.7
2033	Canned fruits, vegetables, preserves, jams and jellies (2)	12/72	221.4	222.9	241.5	250.0	252.4
2034	Dried and dehydrated fruits, vegetables, and soup mixes	12/73	160.2	157.7	172.9	175.1	180.5
2041	Flour and other grain mill products	12/71	189.1	188.6	195.1	199.3	196.5
2044	Rice milling		243.4	225.3	298.0	300.3	297.4
2048	Prepared animal feeds (2)	12/75	124.2	122.2	126.6	127.8	125.9
2061	Cane sugar, except refining only		414.1	381.8	318.8	263.3	272.2
2063	Bet sugar		358.0	342.3	370.7	358.1	299.3
2067	Chewing gum		290.7	282.4	323.1	303.1	303.2
2074	Cottonseed oil mills		192.9	191.3	204.4	212.3	212.0
2075	Soybean oil mill products (2)		244.3	237.4	253.2	248.2	253.6
2077	Animal and marine fats and oils		290.2	274.5	284.2	291.3	288.8
2083	Malt		249.9	244.1	286.1	286.1	286.1
2085	Distilled liquor, except brandy	12/75	123.0	121.0	133.9	134.6	134.6
2091	Canned and cured fish and seafoods	12/73	174.0	175.9	187.6	187.5	187.4
2092	Fresh or frozen packaged fish and seafoods		366.9	363.7	385.2	377.0	369.2
2095	Roasted coffee (2)	12/72	269.3	274.5	238.3	238.6	236.6
2098	Macaroni, spaghetti, vermicelli, and noodles		233.8	230.5	243.6	246.6	259.5
2111	Cigarettes		254.6	257.4	264.2	278.3	278.3
2121	Cigars		158.6	159.9	167.0	165.6	166.8
2131	Tobacco (chewing and smoking) and snuff		279.8	279.5	320.7	320.8	320.8
2211	Broad woven fabric mills, cotton (2)	12/72	215.8	217.7	232.3	234.6	234.9
2221	Broad woven fabric mills, synthetic fibers and silk (2)	12/77	124.8	123.0	133.3	136.4	137.0
2251	Women's hosiery, except socks	12/75	106.3	105.4	108.9	115.7	115.6
2254	Knit underwear mills		190.1	192.6	209.7	209.9	210.5
2257	Circular knit fabric mills (2)	06/76	104.6	105.4	109.1	108.9	109.6
2261	Finishers of broad woven fabrics of cotton	06/76	135.1	137.2	144.6	146.3	146.2
2262	Finishers of broad woven fabrics of man-made fiber and silk	06/76	113.6	113.8	124.3	126.2	127.0
2272	Tufted carpets and rugs (2)		138.1	137.7	150.2	157.0	159.2
2281	Yarn spinning mills: cotton, man-made fibers and silk	12/71	203.5	202.9	220.7	225.9	225.1
2282	Yarn texturizing, throwing, twisting, and winding mills	06/76	115.5	115.0	131.3	138.1	139.0
2284	Thread mills	06/76	139.1	143.0	148.4	151.1	151.1
2298	Cordage and twine	12/77	123.6	125.0	130.9	134.3	134.3
2311	Men's and boys' suits and coats (2)		212.6	214.9	220.1	221.5	223.1
2321	Men's and boys' shirts and nightwear		204.4	206.5	207.1	205.5	208.6
2322	Men's, youths', and boys' underwear		208.0	211.1	231.0	230.6	230.7
2323	Men's and boys' neckwear	12/75	112.6	112.4	115.4	115.4	113.9
2327	Men's, youths', and boys' separate trousers		175.3	175.3	185.3	186.1	186.3
2328	Men's and boys' work clothing		240.5	244.8	242.3	248.2	250.7
2331	Women's and misses' blouses and waists	06/78	110.3	111.4	116.4	117.1	119.7
2335	Women's, misses' and juniors' dresses (2)	12/77	114.7	114.0	118.5	121.4	121.4
2341	Women's and children's underwear	12/72	154.4	155.4	168.8	171.1	171.2
2342	Brassieres and allied garments	12/75	126.5	127.8	134.9	136.6	139.2
2361	Children's dresses and blouses	12/77	109.9	112.7	119.2	119.4	120.5
2381	Dress and work gloves, except knit and all-leather		268.6	271.1	289.1	292.1	289.2
2394	Canvas and related products	12/77	123.8	123.4	127.8	130.6	130.6
2396	Automotive and apparel trimmings	12/77	122.4	122.3	131.0	131.0	131.0
2421	Sawmills and planing mills (2)	12/71	227.7	228.9	228.6	233.9	231.6
2436	Softwood veneer and plywood	12/75	144.6	150.4	147.2	147.5	144.0
2439	Structural wood members (2)	12/75	155.6	152.1	157.1	158.2	157.5
2448	Wood pallets and skids	12/75	160.1	157.1	152.7	153.0	153.0
2451	Mobile homes (2)	12/74	150.3	151.3	155.0	155.6	155.9
2492	Particleboard	12/75	161.5	168.7	172.3	181.0	178.3
2511	Wood household furniture, except upholstered (2)	12/71	183.8	185.1	193.3	197.1	198.3
2512	Wood household furniture, upholstered	12/71	163.6	166.1	170.1	175.2	176.4
2515	Mattresses and bedsprings		179.1	180.8	189.5	194.6	195.4
2521	Wood office furniture		235.2	235.5	253.5	255.6	255.7
2611	Pulp mills	12/73	240.0	244.5	246.9	253.5	253.5
2621	Paper mill products, except building paper (2)	12/74	145.5	144.4	153.3	156.2	157.6
2631	Paperboard mills	12/74	139.0	140.3	150.8	154.3	152.7
2647	Sanitary paper products		322.0	327.4	343.0	345.4	345.3
2654	Sanitary food containers		216.0	218.2	237.9	243.5	245.5
2655	Fiber cans, drums, and similar products	12/75	150.6	155.2	160.7	160.9	163.2
2812	Alkalies and chlorine (2)	12/73	247.5	251.9	295.6	309.6	302.6
2821	Plastics materials and resins (2)	06/76	143.0	146.1	144.8	150.6	155.0
2822	Synthetic rubber (2)		255.8	259.8	283.9	295.1	296.1
2824	Synthetic organic fibers, except cellulosic (2)		132.5	133.4	147.4	157.7	158.2
2873	Nitrogenous fertilizers (2)	12/75	124.4	122.6	141.7	147.2	147.2
2874	Phosphatic fertilizers (2)		237.3	234.8	253.5	250.9	249.9
2875	Fertilizers, mixing only (2)		246.9	249.8	270.0	273.0	274.2
2892	Explosives (2)		269.7	273.8	303.9	311.4	315.7
2911	Petroleum refining	06/76	248.6	255.9	299.0	302.6	299.3
2951	Paving mixtures and blocks (2)	12/75	171.4	174.7	189.1	198.4	197.4

See footnotes at end of table.

Table 11. Continued—Producer price indexes for the output of selected SIC industries

(1967 = 100 unless otherwise indicated)

1972 SIC code	Industry	Other index base	INDEX				
			1980		1981		
			Ann. avg.	Jul.	Mar. 1/	Jun. 1/	Jul. 1/
2952	Asphalt felts and coatings	12/75	173.4	180.9	169.7	183.1	182.2
3011	Tires and inner tubes (2)	12/73	203.1	204.1	213.8	215.9	216.1
3021	Rubber and plastic footwear (2)	12/71	177.9	181.8	183.6	184.1	184.7
3031	Reclaimed rubber	12/73	184.7	186.5	187.6	185.6	190.8
3079	Miscellaneous plastic products	06/78	121.7	122.7	126.3	129.3	129.0
3111	Leather tanning and finishing (2)	12/77	146.6	137.7	151.4	150.7	150.6
3143	Men's footwear, except athletic (2)	12/75	159.8	158.5	167.6	168.5	169.7
3144	Women's footwear, except athletic (2)	12/75	213.5	214.2	218.7	219.0	218.9
3171	Women's handbags and purses	12/75	137.9	140.9	149.7	158.4	158.4
3211	Flat glass (2)	12/71	161.3	159.5	168.1	171.8	177.1
3221	Glass containers		292.6	294.2	311.4	334.4	334.6
3241	Cement, hydraulic		310.8	313.3	324.4	329.0	329.5
3251	Brick and structural clay tile		277.3	278.5	295.3	298.3	299.8
3253	Ceramic wall and floor tile	12/75	122.5	117.6	127.1	129.6	129.6
3255	Clay refractories		273.6	279.2	308.1	313.9	314.0
3259	Structural clay products, n.e.c.		202.7	204.7	213.0	224.3	224.3
3261	Vitreous plumbing fixtures		234.8	237.2	249.4	255.8	258.7
3262	Vitreous china table and kitchen articles		317.3	318.3	328.0	336.6	336.6
3263	Fine earthenware (whiteware) table and kitchen articles		295.5	294.6	307.9	309.1	309.1
3269	Pottery products, n.e.c.	12/75	152.6	152.7	158.5	160.5	160.6
3271	Concrete block and brick (2)		257.3	259.5	263.2	271.2	271.3
3273	Ready-mixed concrete (2)		279.9	282.6	296.0	301.9	300.5
3274	Lime	12/75	157.7	159.6	172.6	173.1	173.4
3275	Gypsum products (2)		256.7	253.5	257.9	260.9	261.8
3291	Abrasive products (2)	12/71	212.6	215.2	223.1	233.8	234.9
3297	Nonclay refractories	12/74	161.1	162.8	178.9	189.0	189.7
3312	Blast furnaces and steel mills		310.5	308.6	334.0	337.6	349.6
3313	Electrometallurgical products	12/75	117.7	117.1	120.0	120.7	121.2
3316	Cold rolled steel sheet, strip, and bars		284.0	282.2	306.1	308.5	325.1
3317	Steel pipe and tubes		290.9	292.4	326.1	336.3	348.2
3321	Grey iron foundries (2)	12/68	282.5	283.0	295.6	298.6	299.4
3333	Primary smelted and refined zinc (2)		270.5	255.9	299.7	331.0	331.3
3334	Primary aluminum (2)		297.9	312.1	332.2	334.4	336.2
3351	Rolling, drawing and extruding of copper (2)		227.5	222.8	211.8	212.1	209.5
3353	Aluminum sheet, plate and foil (2)	12/75	158.2	158.2	172.1	176.2	178.2
3354	Aluminum extruded products	12/75	167.7	168.3	177.3	180.8	181.1
3355	Aluminum rolling and drawing, N.E.C. (2)	12/75	146.2	147.4	157.2	157.4	157.6
3411	Metal cans (2)		291.6	295.6	304.7	304.7	305.6
3425	Hand saws and saw blades	12/72	182.1	183.5	198.0	199.8	203.8
3431	Metal sanitary ware (2)		248.3	250.9	258.5	263.9	266.9
3465	Automotive stampings	12/75	136.9	137.8	144.2	145.6	146.6
3482	Small arms ammunition	12/75	145.6	145.1	157.8	163.2	163.2
3493	Steel springs, except wire (2)		230.3	230.3	239.5	241.8	244.2
3494	Valves and pipe fittings, except plumbers' brass goods	12/71	230.0	232.5	244.8	247.0	248.5
3498	Fabricated pipe and pipe fittings (2)		315.5	317.2	338.5	361.6	365.9
3519	Internal combustion engines, n.e.c.		275.4	276.8	302.6	305.7	311.5
3531	Construction machinery (2)	12/76	141.1	141.8	152.6	156.6	159.0
3532	Mining machinery and equipment (2)	12/72	258.5	259.4	276.2	280.5	282.3
3533	Oilfield and gasfield machinery (2)		338.1	342.6	378.2	389.4	393.3
3534	Elevators and moving stairways (2)		239.3	244.2	250.3	251.2	251.3
3542	Metal forming machine tools (2)	12/71	279.5	284.3	301.9	305.6	307.3
3546	Power driven hand tools (2)	12/76	132.2	133.5	145.2	147.1	148.1
3552	Textile machinery (2)	12/69	216.6	221.7	240.0	242.4	245.0
3553	Woodworking machinery (2)	12/72	212.5	215.9	224.7	226.6	223.6
3576	Scales and balances, except laboratory (2)		215.0	215.4	224.2	230.2	226.5
3592	Carburetors, pistons, piston rings and valves	06/76	156.6	158.6	171.5	176.3	180.6
3612	Power, distribution, and specialty transformers (2)		184.9	186.0	204.3	209.6	212.6
3623	Welding apparatus, electric	12/72	209.9	212.1	222.1	226.8	227.4
3631	Household cooking equipment (2)	12/75	133.1	134.9	141.1	140.9	140.4
3632	Household refrigerators and home and farm freezers	06/76	121.4	122.2	127.6	129.4	134.0
3633	Household laundry equipment (2)	12/73	162.0	161.2	170.9	173.8	174.1
3635	Household vacuum cleaners		154.4	158.4	158.5	152.0	152.0
3636	Sewing machines	12/75	129.1	130.0	131.9	153.1	153.1
3641	Electric lamps		260.3	266.3	272.6	275.1	275.3
3644	Noncurrent-carrying wiring devices	12/72	219.7	220.3	240.6	252.9	254.7
3646	Commercial lighting fixtures (2)	12/75	139.3	139.2	151.4	156.7	154.9
3648	Lighting equipment, n.e.c.	12/75	139.9	140.7	152.7	153.7	153.8
3671	Electron tubes, receiving type		251.8	255.5	285.0	299.2	327.3
3674	Semiconductors and related devices (2)		90.7	92.1	91.3	90.1	90.0
3675	Electronic capacitors (2)	12/75	162.7	168.6	173.2	168.3	168.6
3676	Electronic resistors (2)	12/75	134.2	135.3	139.9	141.2	141.9
3678	Electronic connectors (2)	12/75	148.1	148.9	154.5	153.7	154.5
3692	Primary batteries, wet and dry (2)		176.5	176.4	184.2	181.0	181.6
3711	Motor vehicles and passenger car bodies	12/75	136.7	137.3	144.2	149.9	150.5
3911	Jewelry, precious metal	12/78	208.0	214.6	186.3	181.1	167.5
3915	Jewelers' findings and material and lapidary work	12/78	177.9	182.7	152.8	150.2	140.9
3931	Musical instruments	12/78	114.4	115.2	120.3	122.5	122.7
3942	Dolls	12/75	127.4	128.4	132.4	130.6	130.6
3944	Games, toys, and children's vehicles, except dolls and bicycle		205.2	206.0	221.2	219.9	219.9
3955	Carbon paper and inked ribbons	12/75	132.8	135.0	136.4	140.4	140.4
3961	Costume jewelry and costume novelties	12/78	119.3	122.2	121.9	125.0	119.1
3995	Burial caskets	06/76	131.2	132.2	138.0	138.3	138.3
3996	Hard surface floor coverings	12/75	143.7	146.1	148.7	151.5	153.3

¹ Data for March 1981 have been revised to reflect the availability of late reports and corrections by respondents. All data are subject to revision 4 months after original publication. Data are not seasonally adjusted.
² These indexes are calculated by a revised methodology. See

"Technical Note on Data from the Producer Price Index Revision" at the back of this publication.
³ Not available.
 N.E.C. Not elsewhere classified.

Table 12. Percent changes in producer price indexes for the output of selected SIC Industries

1972 SIC code	Industry	Percent change to Jul. 1981 from --			
		Jun. 1981 1/	Apr. 1981 1/	Jan. 1981 1/	Jul. 1980 1/
Mining industries					
1011	Iron ore.	0	0	7.8	7.8
1092	Mercury ores.	1.7	1.1	20.2	8.1
1211	Bituminous coal and lignite	2.8	3.8	5.5	7.6
1311	Crude petroleum and natural gas	-2	-3	14.2	40.8
1442	Construction sand and gravel	-2	.4	3.1	9.3
1455	Kaolin and ball clay.	0	0	0	.3
Manufacturing industries					
2011	Meatpacking plants (2).	2.8	6.2	3.2	1.4
2013	Sausages and other prepared meat products	3.3	8.1	4.3	14.8
2016	Poultry dressing plants	2.6	9.0	.8	-4.9
2021	Creamery butter	0	-.1	0	6.8
2022	Cheese, natural and processed (2)	-4	-4	.5	6.7
2024	Ice cream and frozen desserts1	.6	1.2	8.9
2033	Canned fruits, vegetables, preserves, jams and jellies (2).9	3.0	8.1	13.2
2034	Dried and dehydrated fruits, vegetables, and soup mixes	3.0	3.4	3.6	14.4
2041	Flour and other grain mill products	-1.4	-2.4	-3.5	4.1
2044	Rice milling	-9	-1.1	2.6	32.0
2048	Prepared animal feeds (2)	-1.4	-2.2	-5.0	3.0
2061	Cane sugar, except refining only	3.3	-1.2	-34.8	-28.7
2063	Beet sugar	-16.4	-17.0	-27.7	-12.5
2067	Chewing gum	0	-6.1	-6.1	7.3
2074	Cottonseed oil mills	-1	-2.8	-4.1	10.8
2075	Soybean oil mill products (2)	2.1	-1.5	-6.7	6.8
2077	Animal and marine fats and oils	-8	-4.2	-7.0	5.2
2083	Malt	0	0	0	17.2
2085	Distilled liquor, except brandy.	0	.5	4.1	11.2
2091	Canned and cured fish and seafoods	0	-.2	0	6.5
2092	Fresh or frozen packaged fish and seafoods	-2.0	-6.5	-1.5	1.5
2095	Roasted coffee (2).	-8	-7	-6	-13.8
2098	Macaroni, spaghetti, vermicelli, and noodles	5.2	6.5	6.5	12.5
2111	Cigarettes	0	0	5.5	8.1
2121	Cigars7	.7	1.0	4.3
2131	Tobacco (chewing and smoking) and snuff	0	.1	7.3	14.7
2211	Broad woven fabric mills, cotton (2).1	-1	3.0	7.9
2221	Broad woven fabric mills, synthetic fibers and silk (2).4	2.0	3.8	11.3
2251	Women's hosiery, except socks.	0	1.2	5.9	9.6
2254	Knit underwear mills2	.3	2.3	9.2
2257	Circular knit fabric mills (2).6	.2	.2	3.9
2261	Finishers of broad woven fabrics of cotton.	0	-.4	2.6	6.5
2262	Finishers of broad woven fabrics of man-made fiber and silk6	1.7	4.3	11.5
2272	Tufted carpets and rugs (2)	1.4	4.3	7.4	15.6
2281	Yarn spinning mills: cotton, man-made fibers and silk	-3	1.8	3.7	10.9
2282	Yarn texturizing, throwing, twisting, and winding mills.6	6.4	12.8	20.8
2284	Thread mills.	0	.1	4.8	5.6
2298	Cordage and twine	0	1.2	3.8	7.4
2311	Men's and boys' suits and coats (2)7	1.1	2.2	3.8
2321	Men's and boys' shirts and nightwear.	1.5	1.6	1.1	1.0
2322	Men's, youths', and boys' underwear	0	0	2.5	9.2
2323	Men's and boys' neckwear.	-1.2	-1.2	-1.2	1.3
2327	Men's, youths', and boys' separate trousers1	.3	.5	6.2
2328	Men's and boys' work clothing	1.0	1.8	3.5	2.4
2331	Women's and misses' blouses and waists.	2.2	3.9	2.9	7.4
2335	Women's, misses' and juniors' dresses (2).	0	2.7	4.2	6.4
2341	Women's and children's underwear	0	1.0	3.4	10.1
2342	Brassieres and allied garments.	1.9	3.4	5.6	8.9
2361	Children's dresses and blouses.9	1.0	2.0	6.9
2381	Dress and work gloves, except knit and all-leather	-.9	0	1.5	6.6
2394	Canvas and related products	0	.5	2.9	5.8
2396	Automotive and apparel trimmings.	0	0	0	7.1
2421	Sawmills and planing mills (2).	-.9	-.1	-.3	1.1
2436	Softwood veneer and plywood	-2.3	-4.7	-3.8	-4.2
2439	Structural wood members (2)	-.4	-.5	.2	3.5
2448	Wood pallets and skids.	0	0	-.5	-2.6
2451	Mobile homes (2).1	.3	1.8	3.0
2492	Particleboard	-1.4	-.7	8.7	5.6
2511	Wood household furniture, except upholstered (2).6	1.5	3.7	7.1
2512	Wood household furniture, upholstered6	1.7	3.8	6.2
2515	Mattresses and bedsprings4	.4	4.8	8.0
2521	Wood office furniture	0	.4	4.7	8.5
2611	Pulp mills	0	0	2.6	3.6
2621	Paper mill products, except building paper (2).8	2.1	3.6	7.6
2631	Paperboard mills	-1.0	.4	3.0	8.8
2647	Sanitary paper products	0	.3	2.0	5.4
2654	Sanitary food containers8	2.1	5.8	12.5
2655	Fiber cans, drums, and similar products	1.4	2.0	3.4	5.1
2812	Alkalies and chlorine (2)	-2.2	3.0	8.8	20.1
2821	Plastics materials and resins (2)	2.9	4.6	8.8	6.0
2822	Synthetic rubber (2).3	3.2	7.3	13.9
2824	Synthetic organic fibers, except cellulosic (2)3	4.9	9.8	18.5
2873	Nitrogenous fertilizers (2)	0	0	9.0	20.0
2874	Phosphatic fertilizers (2).	-.3	.3	.8	6.4
2875	Fertilizers, mixing only (2).4	.8	7.1	9.7
2892	Explosives (2).	1.3	-2.8	9.3	15.3
2911	Petroleum refining.	-1.0	-2.0	11.5	16.9
2951	Paving mixtures and blocks (2).	-.5	-.8	7.8	12.9

See footnotes at end of table.

Table 12. Continued—Percent changes in producer price indexes for the output of selected SIC industries

1972 SIC code	Industry	Percent change to Jul. 1981 from --			
		Jun. 1981 1/	Apr. 1981 1/	Jan. 1981 1/	Jul. 1980 1/
2952	Asphalt felts and coatings	-0.4	0.8	5.6	0.7
3011	Tires and inner tubes (2)	0	.4	4.3	5.8
3021	Rubber and plastic footwear (2)3	.5	1.0	1.5
3031	Reclaimed rubber	2.8	-2.2	.2	2.3
3079	Miscellaneous plastic products	-2	.4	2.8	5.1
3111	Leather tanning and finishing (2)	0	-5.0	-4.0	9.3
3143	Men's footwear, except athletic (2)	0.7	.7	2.9	7.0
3144	Women's footwear, except athletic (2)	0	0	.5	2.1
3171	Women's handbags and purses	0	5.8	5.9	12.4
3211	Flat glass (2)	3.0	3.1	5.9	11.0
3221	Glass containers	0	2.6	7.4	13.7
3241	Cement, hydraulic1	.1	1.6	5.1
3251	Brick and structural clay tile5	.9	4.6	7.6
3253	Ceramic wall and floor tile	0	1.8	1.9	10.2
3255	Clay refractories	0	1.1	7.7	12.4
3259	Structural clay products, n.e.c.	0	5.2	7.0	9.5
3261	Vitreous plumbing fixtures	1.1	2.6	5.7	9.0
3262	Vitreous china table and kitchen articles	0	2.5	2.6	5.7
3263	Fine earthenware (whiteware) table and kitchen articles	0	.4	3.5	4.9
3269	Pottary products, n.e.c.	0	1.3	3.2	5.1
3271	Concrete block and brick (2)	0	1.4	2.7	4.5
3273	Ready-mixed concrete (2)	-4	.6	1.9	6.3
3274	Lime1	.5	4.6	8.6
3275	Gypsum products (2)3	1.8	.7	3.2
3291	Abrasive products (2)4	1.2	5.4	9.1
3297	Nonclay refractories3	6.0	10.0	16.5
3312	Blast furnaces and steel mills	3.5	3.8	6.3	13.2
3313	Electrometallurgical products4	.3	1.0	3.5
3316	Cold rolled steel sheet, strip, and bars	5.3	5.4	7.3	15.2
3317	Steel pipe and tubes	3.5	4.5	10.3	19.0
3321	Grey iron foundries (2)2	.8	1.4	5.7
3333	Primary smelted and refined zinc (2)	0	7.5	10.3	29.4
3334	Primary aluminum (2)5	.4	1.3	7.7
3351	Rolling, drawing and extruding of copper (2)	-1.2	-1.2	-4.2	-5.9
3353	Aluminum sheet, plate and foil (2)	1.1	2.4	5.2	12.6
3354	Aluminum extruded products1	.2	2.4	7.6
3355	Aluminum rolling and drawing, N.E.C. (2)	0	1	1.4	6.9
3411	Metal cans (2)2	.2	1.1	3.3
3425	Hand saws and saw blades	2.0	3.0	4.2	11.0
3431	Metal sanitary ware (2)	1.1	1.5	4.2	6.3
3465	Automotive stampings6	.9	2.5	6.3
3482	Small arms ammunition	0	0	3.3	12.4
3493	Steel springs, except wire (2)9	1.4	2.4	6.0
3494	Valves and pipe fittings, except plumbers' brass goods6	1.0	3.4	6.8
3498	Fabricated pipe and pipe fittings (2)	1.1	1.9	8.9	15.3
3519	Internal combustion engines, n.e.c.	1.8	2.3	4.4	12.5
3531	Construction machinery (2)	1.5	3.0	6.0	12.1
3532	Mining machinery and equipment (2)6	1.1	3.5	8.8
3533	Oilfield and gasfield machinery (2)	1.0	3.3	7.1	14.7
3534	Elevators and moving stairways (2)	0	0	.3	2.9
3542	Metal forming machine tools (2)5	1.4	3.2	8.0
3546	Power driven hand tools (2)6	1.1	3.8	10.9
3552	Textile machinery (2)	1.0	1.6	3.9	10.5
3553	Woodworking machinery (2)	-1.3	-9	.4	3.5
3576	Scales and balances, except laboratory (2)	-1.6	.2	2.7	5.1
3592	Carburetors, pistons, piston rings and valves	2.4	5.0	6.9	13.8
3612	Power, distribution, and specialty transformers (2)	1.4	3.1	9.0	14.3
3623	Welding apparatus, electric2	1.6	3.8	7.2
3631	Household cooking equipment (2)	-3	0	.2	4.0
3632	Household refrigerators and home and farm freezers	3.5	4.6	5.0	9.6
3633	Household laundry equipment (2)1	1.7	2.5	8.0
3635	Household vacuum cleaners	0	.1	-4.4	-4.0
3636	Sewing machines	0	16.6	17.4	17.7
3641	Electric lamps	0	0	3.5	3.3
3644	Noncurrent-carrying wiring devices7	4.0	9.2	15.6
3646	Commercial lighting fixtures (2)	-1.1	-1.0	6.7	11.2
3648	Lighting equipment, n.e.c.	0	.3	5.1	9.3
3671	Electron tubes, receiving type	9.3	14.8	15.1	28.1
3674	Semiconductors and related devices (2)	-1	-1.8	-1.2	-2.2
3675	Electronic capacitors (2)1	-1.6	-9	0
3676	Electronic resistors (2)4	1.5	2.0	4.8
3678	Electronic connectors (2)5	.4	1.5	3.7
3692	Primary batteries, wet and dry (2)3	-1.4	1.4	2.9
3711	Motor vehicles and passenger car bodies4	1.8	3.5	9.6
3911	Jewelry, precious metal	-7.5	-9.2	-17.2	-21.9
3915	Jewelers' findings and material and lapidary work	-6.1	-7.3	-15.6	-22.8
3931	Musical instruments1	1.4	2.3	6.5
3942	Dolls	0	0	0	1.7
3944	Games, toys, and children's vehicles, except dolls and bicycles	0	.3	2.8	6.7
3955	Carbon paper and inked ribbons	0	2.5	5.5	4.0
3961	Costume jewelry and costume novelties	-4.7	-3.8	-1.8	-2.5
3995	Burial caskets	0	.1	2.4	4.6
3996	Hard surface floor coverings	1.1	1.1	3.1	4.9

¹ All data are subject to revision 4 months after original publication. Data are not seasonally adjusted. ² These indexes are calculated by a revised methodology. See "Technical Note on Data from the Producer Price Index Revision" at the back of this publication. ³ Not available. N.E.C. Not elsewhere classified.

Table 13. Producer price indexes for the output of selected census product classes

(1967 = 100 unless otherwise indicated)

1972 Census code	Product class	Other index base	INDEX					
			1980		1981			
			Ann. avq.	Jul. 1/	Mar. 1/	Jun. 1/	Jul. 1/	
10	METAL MINING							
10112	Treated iron ores, including washed material	12/75	153.2	155.8	168.7	168.7	168.7	
10923	Mercury metal	12/75	331.2	331.2	335.4	352.0	358.3	
12	BITUMINOUS COAL AND LIGNITE MINING							
12110	Bituminous coal and lignite	12/75	126.0	126.1	129.2	132.0	135.7	
13	OIL AND GAS EXTRACTION							
13111	Crude petroleum, including lease condensate	12/75	211.9	210.0	321.0	310.8	304.3	
13115	Natural gas production and disposition	12/75	350.4	347.4	426.4	452.5	466.8	
13210	Natural gas liquids and residue gas, n.e.c.	12/75	316.9	314.2	385.7	409.3	422.2	
13213	Residue gas shipped	06/77	204.5	202.7	248.9	264.1	272.4	
14	MINING AND QUARRYING OF NONMETALLIC MINERALS, EXCEPT FUELS							
14422	Construction sand and gravel	12/75	158.2	159.5	172.2	173.7	174.2	
14551	Crude kaolin and ball clay	06/76	136.0	136.6	137.1	137.1	137.1	
14552	Prepared kaolin and ball clay	06/76	136.0	136.6	137.1	137.1	137.1	
14752	Washed, dried or concentrated phosphate rock	12/75	107.3	109.2	115.4	115.4	115.4	
20	FOOD AND KINDRED PRODUCTS							
20111	Beef, not canned or made into sausage (2)		266.0	277.3	249.2	258.5	264.3	
20114	Pork, fresh and frozen (2)		187.5	197.1	181.4	194.1	207.8	
20115	Lard (2)		283.3	263.6	296.4	297.3	305.5	
20116	Pork, processed or cured, including frozen (2)		210.5	204.4	221.2	233.9	241.0	
20117	Sausage and similar products, not canned (2)		231.4	225.1	240.2	245.8	252.1	
20136	Pork, processed or cured, not made in meatpacking plants		210.5	204.5	216.5	229.5	240.8	
20137	Sausage & similar products, not made in meatpacking plants		231.4	225.1	244.6	249.2	257.0	
20138	Canned meats, not made in meatpacking plants		218.2	209.4	230.0	235.1	237.5	
20161	Young chickens incl. broilers, fryers, roasters, and capons		191.4	218.6	205.9	196.3	201.9	
20163	Turkeys		198.3	199.1	199.2	211.4	215.5	
20210	Creamery butter		211.5	209.7	224.2	224.6	224.8	
20221	Natural cheese, exc. cottage cheese (2)		301.0	299.8	316.0	315.9	315.9	
20222	Process cheese and related products (2)	12/72	200.1	199.0	212.5	218.1	215.7	
20232	Canned milk products (consumer type cans)		281.4	280.9	307.5	307.5	307.5	
20240	Ice cream and ices		211.0	214.6	231.2	233.4	233.6	
20262	Packaged fluid milk and related products		183.1	182.8	194.4	194.2	194.4	
20331	Canned fruits (except baby foods) (2)		232.6	233.8	238.1	242.1	240.3	
20332	Canned vegetables (except hominy and mushrooms) (2)		186.7	189.1	209.9	225.9	228.4	
20333	Canned hominy and mushrooms (2)	12/75	137.8	134.9	147.0	157.8	157.3	
20334	Canned fruit juices, nectars, concentrates (2)		293.5	294.4	330.2	331.8	332.6	
20335	Canned vegetable juice (2)		220.8	221.4	247.5	247.5	258.5	
20336	Catsup and other tomato (2)		205.8	208.4	222.7	234.3	242.5	
20338	Jams, jellies, and preserves (2)		259.0	263.2	271.5	281.5	279.1	
20341	Dried fruits and vegetables, except soup mixes		301.3	296.4	327.1	331.6	344.2	
20352	Pickles and other pickled products (2)	12/75	137.5	136.5	152.6	156.3	156.7	
20382	Frozen dinners, beef, pork, poultry pies, nationality foods	12/75	160.0	159.1	176.4	176.4	177.4	
20411	Wheat flour, except flour mixes	12/71	184.6	183.6	190.1	190.7	187.2	
20412	Wheat mill products other than flour		210.2	212.7	186.8	218.6	212.7	
20440	Milled rice and byproducts		243.6	225.3	298.0	300.4	297.4	
20522	Cookies and ice cream cones		298.2	296.6	323.1	323.1	323.1	
20610	Sugar cane mill products and byproducts		412.9	380.7	317.9	262.5	271.4	
20630	Refined beet sugar and byproducts		355.1	339.0	367.6	355.0	294.9	
20651	Bar goods (except solid chocolate bars)	12/75	113.8	113.0	118.1	118.1	118.1	
20661	Chocolate coatings		303.2	304.8	278.3	262.4	269.9	
20670	Chewing gum and chewing gum base		308.4	298.8	344.6	321.7	321.7	
20741	Cottonseed oil, crude		139.0	157.2	140.4	146.0	157.2	
20742	Cottonseed oil, once-refined		154.4	155.3	198.2	215.9	224.8	
20744	Cottonseed cake and meal and other byproducts		227.6	210.0	242.8	255.9	242.8	
20751	Soybean oil (2)		219.5	213.4	204.8	193.6	203.7	
20752	Soybean cake, meal and other byproducts (2)		260.0	250.8	275.0	276.9	277.4	
20761	Linseed oil	12/75	95.9	93.7	103.6	106.1	104.9	
20762	Vegetable oils (other than cottonseed, soybean, and linseed)		217.7	198.9	207.2	215.4	215.7	
20771	Grease and inedible tallow		(3)	278.6	325.3	331.5	321.7	
20772	Meat meal and tankage		266.0	293.4	244.8	250.9	270.2	
20773	Animal and marine oil mill products, including foots		272.9	248.2	277.5	289.1	265.9	
20792	Margarine		224.7	220.1	233.8	235.1	235.1	
20821	Canned beer and ale	12/75	129.2	129.6	(3)	137.0	137.9	
20830	Malt and malt byproducts		249.9	244.1	286.1	286.1	286.1	
20853	Bottled liquors, except brandy		158.9	157.0	173.6	174.5	174.5	
20873	Flavoring sirups for use by soft drink bottlers	12/68	175.4	180.9	(3)	(3)	188.2	
20910	Canned and cured seafood, including soup (except frozen)		342.2	346.2	369.9	370.5	370.5	
20922	Fresh packaged fish and other seafood		353.3	321.8	441.4	327.6	329.0	
20923	Frozen packaged fish, excluding shellfish	12/75	156.0	154.7	165.1	173.1	170.1	
20924	Frozen packaged shellfish and other seafood, including soup	12/75	152.6	154.1	151.8	152.8	148.2	
20951	Roasted coffee, whole bean or ground (2)	12/72	285.0	290.5	249.1	249.1	247.0	
20952	Concentrated (instant) coffee (2)		322.8	330.1	285.6	285.6	284.5	
20980	Macaroni, spaghetti, and noodles		233.8	230.5	243.6	246.6	259.4	
20995	Tea in consumer packages	12/75	149.5	150.6	156.7	157.3	158.5	

See footnotes at end of table.

Table 13. Continued—Producer price indexes for the output of selected census product classes

(1967 = 100 unless otherwise indicated)

1972 Census code	Product class	Other index base	INDEX						
			1980		1981				
			Ann. avq.	Jul. 1/	Mar. 1/	Jun. 1/	Jul. 1/		
21	TOBACCO MANUFACTURES								
21110	Cigarettes		254.2	257.0	263.0	277.5	277.5		
21210	Cigars		158.3	159.6	166.7	165.3	166.5		
21310	Chewing and smoking tobacco and snuff		280.7	280.4	322.0	322.0	322.0		
22	TEXTILE MILL PRODUCTS								
22112	Cotton sheeting and allied fabrics (gray goods) (2)	12/72	173.9	172.7	185.0	181.9	186.2		
22113	Cotton print cloth yarn fabrics (gray goods) (2)	12/72	313.3	313.5	337.5	342.0	342.2		
22117	Finished cotton broadwoven fabrics (made in wav. mills) (2)		290.1	295.0	303.9	310.9	308.5		
22118	Sheets and pillowcases made from cotton (2)		171.2	175.0	188.0	190.4	189.6		
22212	100% filament fabrics (gray goods) (2)		195.2	195.2	195.7	190.6	191.0		
22214	100% Spun polyester blends with cotton (gray goods)	12/75	119.8	112.5	137.2	145.7	145.4		
22218	Finished syn. fiber & silk fabrics—made in weaving mills (2)	12/72	137.0	136.1	151.6	153.5	155.9		
22313	Finished wool apparel fabrics	12/75	147.1	147.3	155.8	157.9	157.9		
22513	Women's finished seamless hosiery, full length & knee length		96.1	95.1	97.9	104.3	104.2		
22522	Men's finished seamless hosiery	12/75	127.8	128.9	137.7	142.0	141.6		
22531	Sweaters, knit jackets and jersey		132.7	140.5	144.7	155.4	154.7		
22532	Knit outerwear sport shirts		195.8	198.8	209.4	207.3	212.9		
22541	Men's & boys' knit underwear and nightwear		201.5	204.6	223.6	223.3	223.8		
22542	Women's & children's knit underwear		185.3	187.0	202.9	205.3	205.5		
22543	Women's and children's knit nightwear	12/75	122.1	121.8	133.1	135.4	135.4		
22582	Warp knit underwear and nightwear finished fabric (2)	12/75	130.4	131.4	135.1	138.6	138.1		
22617	Finished cotton broadwoven fab.(not fin. in weaving mills)		290.3	295.2	310.0	313.5	313.0		
22628	Finished manmade fiber/silk fab.(not fin. in weaving mills)	12/72	137.4	136.5	152.0	154.0	155.4		
22720	Tufted carpets and rugs—primary production (2)		138.9	138.5	150.3	156.7	199.1		
22811	Carded cotton yarns	12/71	237.9	237.1	251.3	250.3	248.0		
22812	Combed cotton yarns		235.9	236.0	249.1	245.5	243.6		
22813	Rayon and/or acetate spun yarns	12/71	224.9	228.1	236.8	255.3	259.1		
22814	Spun noncellulosic fiber and silk yarns		147.3	146.2	163.9	170.4	169.6		
22822	Rebound,plied,etc.,yarns other than wool.	12/76	119.1	115.9	139.9	154.5	155.6		
22824	Textured, crimped, or bulked filament yarns	12/75	93.2	93.0	105.8	110.5	111.3		
22831	Wool yarns,except carpet,including yarns spun and finished.	12/75	179.9	179.3	186.1	188.1	190.8		
22842	Finished thread for industrial or manufacturers' use		243.1	251.2	261.6	266.6	266.6		
22981	Hard fiber cordage and twine		281.0	284.1	297.2	(3)	304.7		
22982	Soft fiber cordage and twine (except cotton)	12/75	135.4	136.9	143.3	(3)	146.9		
22983	Cotton cordage and twine	12/77	124.6	126.0	131.8	(3)	135.2		
23	APPAREL AND OTHER TEXTILE PRODUCTS								
23111	Men's suits (2)		206.9	209.0	212.1	213.5	215.1		
23113	Men's tailored dress, sport coats and jackets (2)	12/73	145.9	148.1	152.3	152.8	154.5		
23212	Men's & boys' knit outerwear sport shirts		182.1	185.0	178.1	174.0	174.9		
23214	Men's & boys' dress & sport shirts,except knit sport shirts		204.7	206.3	207.0	205.0	208.8		
23221	Men's and boys' underwear		208.6	211.7	232.5	232.1	232.1		
23230	Men's, youths' and boys' neckwear	12/75	112.6	112.4	115.4	115.4	113.9		
23271	Men's&boys' separate dress & sport trousers & dress shorts.		167.5	167.0	177.9	177.9	177.9		
23282	Men's & boys' work clothing & washable service apparel		258.4	263.1	258.0	264.0	266.9		
23292	Men's and boys' outerwear, n.e.c.		204.2	206.9	222.4	230.6	229.9		
23317	Women's, misses' & juniors' blouses & shirts, except knit	12/75	131.1	132.4	137.9	136.0	139.6		
23351	Womens dresses—priced per unit (2)	12/75	117.7	117.0	120.5	124.2	124.2		
23372	Women's, misses' and juniors' suits	12/71	115.3	115.3	115.3	115.3	115.3		
23374	Women's, misses' and juniors' skirts and jackets	12/71	118.0	118.1	120.5	119.4	120.7		
23393	Women's, misses' & juniors' outerwear, n.e.c.		134.8	137.3	152.5	177.9	178.6		
23412	Women's & children's underwear made from woven knit fabrics	12/72	182.1	184.9	200.0	202.2	202.2		
23413	Women's & children's nightwear made from woven knit fabrics		143.4	143.0	156.2	158.9	158.9		
23421	Brassieres	12/75	123.4	124.8	130.8	131.8	135.9		
23422	Corsets, girdles, combinations, and accessories	12/75	131.3	132.4	141.2	144.0	144.0		
23521	Hats and hat bodies(except cotton and millinery).	12/77	(3)	119.9	128.4	132.6	133.4		
23612	Children's and infants' knit sport shirts	12/77	115.8	119.9	132.5	127.5	129.6		
23812	Work gloves & mittens, made from woven knit fabrics		288.4	291.4	311.2	314.8	311.3		
23926	Bedsprings and bedsets (not made in weaving mills)		213.8	216.6	226.5	227.0	233.3		
23928	Sheets and pillowcases (not made in weaving mills)	12/72	165.7	169.4	182.0	184.3	183.6		
23940	Canvas products	12/77	123.8	123.4	127.8	130.6	130.6		
24	LUMBER AND WOOD PRODUCTS, EXCEPT FURNITURE								
24211	Hardwood lumber (2)	12/75	154.7	152.0	149.7	152.2	153.8		
24212	Softwood lumber (2)	12/75	165.2	166.4	166.4	170.7	167.7		
24262	Hardwood dimension stock, furniture parts, & vehicle stock.		233.1	231.8	237.9	242.7	244.3		
24313	Wood window and door frames		330.4	328.4	367.3	371.8	371.8		
24314	Doors wood, interior and exterior	12/71	201.3	202.0	214.0	213.8	216.5		
24316	Wood mouldings, except prefinished mouldings	12/75	162.6	149.9	176.4	161.4	161.2		
24341	Wood kitchen cabinets, stock line	12/71	172.3	173.8	181.9	181.9	181.9		
24351	Hardwood plywood	12/71	177.2	176.9	174.6	178.5	180.7		
24480	Pallets and skids		200.6	196.5	190.5	190.7	190.7		
24491	Wirebound boxes made from lumber, veneer and plywood	12/67	261.6	261.3	279.4	282.7	282.7		
24521	Components for stationary buildings	12/75	163.1	162.7	164.5	164.5	164.5		
24920	Particleboard		143.1	149.8	152.4	160.4	157.7		
24996	Fabricated hardboard products	12/75	160.3	163.3	179.0	184.2	184.8		

See footnotes at end of table.

Table 13. Continued—Producer price indexes for the output of selected census product classes

(1967 = 100 unless otherwise indicated)

1972 Census code	Product class	Other index base	INDEX				
			1980		1981		
			Ann. avq.	Jul. 1/	Mar. 1/	Jun. 1/	Jul. 1/
25 FURNITURE AND FIXTURES							
25112	Wood living room, library, sunroom, and hall furniture (2)		211.6	212.5	220.0	226.1	227.5
25113	Wood dining room and kitchen furniture, except cabinets (2)		232.1	236.5	246.6	252.3	253.8
25115	Wood bedroom furniture (2)		219.3	221.5	231.1	237.5	238.7
25120	Upholstered wood household furniture		187.5	190.7	(3)	(3)	202.8
25143	Metal porch, lawn, and outdoor furniture		258.2	255.4	270.6	271.5	271.5
25151	Innerspring mattresses, other than crib size		168.8	170.9	182.8	185.8	185.8
25152	Other mattresses, including crib mattresses		180.9	180.5	198.2	200.4	199.2
25153	Bedsprings		164.3	164.5	176.5	186.0	186.0
25154	Convertible sofas		193.5	198.4	197.6	201.6	204.6
25210	Wood office furniture		236.0	236.2	254.5	254.5	256.5
25221	Metal office seating, including upholstered (2)		222.4	225.1	239.4	242.9	244.3
26 PAPER AND ALLIED PRODUCTS							
26111	Special alpha and dissolving woodpulp	12/73	229.9	233.9	239.3	245.2	245.2
26112	Other pulp, including pulpmill byproducts, except tall oil	12/73	255.0	260.0	259.7	267.1	267.1
26211	Newsprint (2)		279.2	283.6	301.8	(3)	301.8
26213	Clay coated printing and converting paper (2)	12/73	200.0	198.6	211.6	217.1	217.4
26214	Book paper, uncoated (2)	12/73	213.9	215.1	227.1	236.1	239.1
26217	Unbleached kraft packaging/industrial converting paper (2)	12/75	138.2	139.6	149.9	150.8	150.8
26218	Packaging/indust. converting paper, exc. unbleached kraft (2)	12/75	139.7	140.5	143.2	147.4	149.1
26311	Unbleached kraft packaging/industrial converting paperboard	12/75	136.9	139.4	146.5	151.1	151.1
26312	Bleached packaging & industrial converting paperboard	12/75	147.6	146.6	176.2	177.8	171.7
26313	Semichemical paperboard	12/75	132.8	132.6	142.4	(3)	147.6
26314	Combination furnish paperboard	12/75	137.6	138.8	147.5	149.8	149.8
26413	Gummed products	12/75	152.5	155.9	155.9	162.9	162.9
26431	Grocers' & variety bags (paper) & wardrobe, shopping	12/75	151.5	154.6	(3)	168.4	168.2
26471	Sanitary napkins and tampons		291.5	296.9	334.3	343.4	343.4
26472	Sanitary tissue health products		331.0	336.6	349.3	350.5	350.5
26541	Milk and other beverage cartons		214.1	216.9	234.4	251.3	251.3
26542	Cups and liquid-tight containers		204.6	207.5	221.1	221.1	227.2
26543	Other sanitary food containers, boards, and trays		227.1	226.3	254.3	254.3	254.3
26551	Paperboard fiber drums with metal, wood, or paperboard ends		277.4	282.8	305.5	305.5	305.5
26552	Fiber cans, tubes, and similar fiber products	12/75	150.4	155.6	158.7	158.7	161.8
26611	Insulating board		208.2	210.7	238.5	248.1	241.9
28 CHEMICALS AND ALLIED PRODUCTS							
28121	Chlorine, compressed or liquefied (2)	12/73	222.1	225.7	207.7	214.4	201.7
28123	Sodium hydroxide (caustic soda) (2)	12/73	228.2	227.7	339.8	359.2	360.1
28161	Titanium pigments	12/75	141.5	143.7	154.3	158.7	158.7
28162	Other white opaque pigments	12/75	113.7	112.1	119.2	124.4	122.0
28193	Sulfuric acid	12/73	206.5	208.6	240.5	244.2	246.1
28194	Inorganic acids, except nitric, sulfuric, and phosphoric	12/73	204.5	196.4	235.2	237.9	232.8
28195	Aluminum oxide	12/74	182.1	185.1	198.7	(3)	(3)
28196	Other aluminum compounds	12/73	226.2	222.4	259.8	260.2	269.6
28197	Potassium/sodium compounds (exc. bleaches, alkalis/alums)	12/73	303.8	306.3	360.1	369.3	373.0
28213	Thermoplastic resins and plastics materials (2)	12/75	152.6	155.7	151.4	157.2	161.2
28214	Thermosetting resins and plastics materials (2)	12/75	138.9	142.3	143.8	149.0	151.4
28220	Synthetic rubber (2)		255.1	258.3	285.0	296.1	296.5
28232	Rayon yarn, viscose and cuprammonium processes		238.6	242.9	265.2	277.8	277.9
28331	Synthetic organic medicinal chemicals, in bulk	12/71	150.4	152.6	161.6	162.3	164.5
28412	Household detergents		212.8	208.9	232.6	235.4	235.4
28413	Soaps, except specialty cleaners, household		240.9	242.5	256.7	258.0	258.0
28441	Shaving preparations (2)	12/71	170.1	158.9	172.0	171.3	179.7
28442	Perfume, cologne and toilet water (2)		214.4	215.8	239.2	252.8	223.3
28445	Other toiletries (2)	12/71	154.1	156.5	172.6	171.6	171.3
28651	Cyclic intermediates	12/73	408.7	417.0	423.2	443.2	441.6
28655	Cyclic (coal tar) crudes	12/75	212.1	207.7	234.8	252.7	254.2
28692	Miscellaneous acyclic chemicals/chemicals products, ex. urea	12/73	312.3	325.1	328.2	341.8	344.2
28731	Synthetic, compound ammonia, nitric acid (2)	12/75	111.6	114.1	122.3	128.7	129.1
28732	Urea (2)	12/75	125.8	125.9	139.7	145.2	143.2
28741	Phosphoric acid (2)	12/76	151.1	147.2	167.9	166.1	166.5
28742	Superphosphate, phosphatic fert. materials (2)		246.5	240.1	260.0	254.5	252.6
28743	Mixed fertilizers, made in plant (2)		235.5	236.4	251.0	250.3	250.4
28752	Mixed fertilizers, mixing only (2)		243.8	246.6	267.3	268.7	269.6
28921	Explosives (except government owned plants) (2)		276.0	279.7	311.5	322.5	325.4
28994	Gelatin, except ready-to-eat desserts	12/75	83.7	83.7	83.7	93.0	93.0
29 PETROLEUM REFINING AND RELATED INDUSTRIES							
29111	Gasoline		622.9	647.3	738.1	741.8	731.8
29112	Jet fuel		880.3	912.8	1044.5	1089.3	1079.3
29113	Kerosene	12/75	260.0	265.8	333.9	336.0	330.8
29114	Distillate fuel oil		844.1	863.5	1074.5	1083.3	1071.6
29115	Residual fuel oil		961.1	944.4	1323.6	1255.7	1234.5
29116	Liquefied refinery gases (feed stock and other uses)	12/75	243.4	244.8	268.3	270.2	264.4
29118	Unfinished oils and lubricating oil base stock		756.6	798.2	(3)	881.2	903.9
29119	Asphalt		633.4	630.8	726.5	832.9	832.4
29510	Paving mixtures and blocks (2)		364.2	371.3	402.2	422.2	419.7
29522	Roofing asphalts and pitches, coatings, and cements	12/75	185.1	189.4	213.8	231.1	231.9
29523	Asphalt and tar roofing and siding products	12/75	169.0	177.4	155.4	168.2	166.6

See footnotes at end of table.

Table 13. Continued—Producer price indexes for the output of selected census product classes

(1967 = 100 unless otherwise indicated)

1972 Census code	Product class	Other index base	INDEX					
			1980		1981			
			Ann. avq.	Jul.	Mar. 1/	Jun. 1/	Jul. 1/	
30	RUBBER AND MISCELLANEOUS PLASTICS PRODUCTS							
30111	Passenger car pneumatic tires (2)	12/73	200.7	202.1	208.1	210.0	210.0	
30112	Truck/bus tires (2)	12/73	205.1	205.5	219.6	221.1	221.2	
30113	Other pneumatic and all solid tires (2)	12/73	205.0	202.8	214.5	216.3	217.3	
30115	Tread rubber, tire sundries, and repair materials (2)	12/73	201.2	204.1	228.2	234.6	237.8	
30310	Reclaimed rubber	12/73	185.9	187.8	188.6	186.4	191.7	
30411	Rubber and plastics belts and belting, flat	12/75	151.3	158.3	160.1	173.7	173.7	
30412	Rubber and plastics belts and belting, other than flat	12/75	144.6	(3)	160.2	162.0	162.0	
30413	Rubber and plastics hose, horizontal reinforced	12/75	137.2	137.3	139.1	138.7	138.7	
30414	Rubber and plastics hose, continuous molded nonhydraulic	12/75	153.9	157.7	169.9	174.6	174.6	
30696	Rubber heels and soles	12/71	246.9	244.7	270.9	258.8	258.8	
30697	Druggist and medical sundries	12/75	140.8	143.0	155.5	156.3	156.3	
30790	Consumer and commercial plastics products, n.e.c.	12/75	136.0	135.3	144.7	146.3	146.3	
30791	Unsupported plastics film, sheets, rods, and tubes	12/70	185.8	186.8	191.1	201.6	199.5	
30792	Foamed plastic products	06/78	124.3	122.5	133.6	131.9	132.0	
30793	Laminated sheets, rods, and tubes	12/70	174.1	174.0	183.0	190.5	187.4	
30794	Packaging and shipping containers	06/78	124.3	124.8	127.7	131.3	131.5	
30795	Industrial plastics products, except belting	06/78	123.8	125.3	130.1	131.8	132.1	
30796	Construction plastics products	12/75	127.5	132.7	128.1	128.4	128.6	
30798	Regenerated cellulosic products, except rayon	12/70	234.5	237.3	244.2	264.8	260.3	
31	LEATHER AND LEATHER PRODUCTS							
31111	Finished cattle hide and kip side leathers (2)		317.8	298.0	327.8	323.3	323.7	
31113	Finished sheep and lamb leathers (2)	12/69	263.0	250.3	258.1	297.5	301.8	
32	STONE, CLAY, GLASS, AND CONCRETE PRODUCTS							
32114	Other flat glass—from glass made in same estab (2)	12/75	139.6	136.1	147.1	148.4	154.7	
32210	Glass containers		292.6	294.2	311.4	334.5	334.7	
32410	Cement, hydraulic (including cost of shipping containers)		310.8	313.3	324.3	328.9	329.4	
32511	Brick, except ceramic glazed and refractory		280.8	281.7	299.3	302.2	303.7	
32530	Clay floor and wall tile, including quarry tile		163.9	157.2	170.1	173.4	173.4	
32550	Clay refractories		275.8	281.7	311.1	315.7	315.7	
32591	Vitrified clay sewer pipe and fittings		193.2	194.5	204.2	218.0	218.0	
32610	Vitreous & semivitreous plumbing fixtures, accessories		235.4	237.8	250.2	256.7	259.6	
32620	Vitreous china & porcelain table & kitchen articles		317.0	318.1	327.6	336.6	336.6	
32630	Earthenware (semivitreous) table and kitchen articles		298.0	297.3	311.1	310.6	310.6	
32690	Pottery products, n.e.c., including china decorating	12/75	152.5	152.6	158.4	160.4	160.4	
32710	Concrete block and brick (2)		257.1	259.3	262.6	270.8	270.8	
32730	Ready-mixed concrete (2)		281.2	283.9	297.3	303.2	301.7	
32740	Lime (including cost of shipping containers)		309.3	313.0	338.3	338.6	339.0	
32751	Gypsum building materials		257.5	253.7	255.8	258.1	257.8	
32911	Nonmetallic artificial sized grains (2)		312.0	319.2	329.5	329.5	329.5	
32912	Nonmetallic bonded abrasive products (2)		261.8	264.1	282.8	294.8	296.7	
32913	Nonmetallic coated abr prods & buffing wheels (2)	12/71	198.1	202.6	213.8	215.4	215.5	
32914	Metal abrasives, incl scouring pads (2)	12/76	119.8	117.6	126.8	128.7	132.7	
32961	Mineral wool for structural insulation	12/75	143.0	142.9	155.5	156.5	157.4	
32970	Nonclay refractories, except dead-burned magnesia	12/74	160.2	161.8	177.9	188.6	189.5	
33	PRIMARY METAL INDUSTRIES							
33120	Other steel mill products, except wire products		327.0	322.2	340.0	363.2	363.8	
33121	Coke oven and blast furnace products, including ferroalloys		350.4	350.0	351.0	366.2	366.3	
33122	Steel ingot and semifinished shapes		326.5	325.7	347.8	347.3	369.7	
33123	Hot-rolled sheet and strip, including tin-mill products		289.2	286.1	318.9	317.5	331.6	
33124	Hot-rolled bar shapes, plates, structural shapes and piling		324.5	322.8	347.2	352.7	358.4	
33125	Steel wire (produced in steel mills)		304.8	307.1	324.5	325.8	347.5	
33126	Steel pipe and tubes (produced in steels)		292.3	293.8	327.7	337.8	350.0	
33127	Cold-rolled steel sheet and strip (produced in steel mills)		285.9	281.1	308.7	310.8	327.6	
33128	Cold-finished steel bars and bar shape		291.5	292.7	309.3	312.2	332.4	
33131	Ferromanganese		296.0	289.5	286.4	285.2	288.9	
33132	Ferrochrome		309.6	310.8	310.8	310.8	310.8	
33133	Ferrosilicon		298.3	298.3	315.0	319.4	319.4	
33151	Noninsulated ferrous wire rope, made in wiredrawing plants		286.2	284.5	310.6	326.4	326.4	
33152	Steel nails and spikes		330.1	334.3	340.4	350.3	362.9	
33155	Steel wire, not produced in steel mills		305.6	307.1	324.7	325.0	351.7	
33156	Fencing and fence gates, made in wiredrawing plants		281.1	285.2	299.4	307.4	307.4	
33167	Cold-rolled steel sheet and strip (not made in steel mills)		283.9	280.4	307.9	310.1	326.7	
33168	Cold-finished steel bars & bar shapes (not made-steel mills)		285.4	286.1	303.7	306.2	324.3	
33176	Steel pipe and tubes (not made in steel mills)		292.3	293.8	327.7	337.8	349.9	
33221	Standard malleable iron castings (2)	12/75	149.5	152.4	153.9	156.0	157.1	
33312	Primary refined copper (2)		243.9	246.7	207.0	206.0	204.5	
33323	Refined primary lead		319.6	249.8	264.5	279.2	304.9	
33334	Primary refined zinc (2)		258.0	243.3	285.0	314.7	315.0	
33367	Aluminum ingot, primary (2)		300.0	315.2	336.0	338.5	338.8	
33395	Precious metals (primary smelting)		1460.4	1241.9	972.7	875.6	758.4	
33412	Secondary copper (2)		227.5	216.3	212.5	207.7	205.6	
33413	Secondary lead (2)		417.1	394.4	343.3	359.6	377.5	
33414	Secondary zinc (2)	12/71	220.5	211.4	249.0	275.5	276.0	
33417	Secondary aluminum (2)	12/71	316.2	289.9	294.7	286.6	282.3	
33513	Copper and copper-base alloy, rod, bar and shapes (2)	12/75	141.8	142.2	138.1	139.5	135.9	

See footnotes at end of table.

Table 13. Continued—Producer price indexes for the output of selected census product classes

(1967 = 100 unless otherwise indicated)

1972 Census code	Product class	Other index base	INDEX				
			1980		1981		
			Ann. avq.	Jul.	Mar. 1/	Jun. 1/	Jul. 1/
33514	Copper and copper-base alloy sheet, strip and plate (2)	12/75	146.5	146.3	142.1	144.6	145.1
33515	Copper and copper-base alloy pipe and tube (2)	12/75	168.3	157.6	156.3	148.5	148.9
33531	Aluminum plate (2)	12/75	177.6	176.2	191.5	195.2	206.4
33532	Aluminum sheet (2)	12/75	157.8	157.9	172.4	176.3	178.6
33533	Plain aluminum foil (2)	12/75	184.0	181.7	192.8	203.6	205.6
33541	Extruded aluminum rod, bar, and other extruded shapes	12/75	280.8	281.6	296.0	299.9	299.9
33542	Aluminum extruded and drawn tube	12/75	161.0	162.0	170.4	178.0	178.8
33561	Nickel and nickel-base alloy mill shapes (including monel)	12/75	193.0	194.1	189.9	189.0	189.9
33562	Titanium mill shapes	12/75	195.1	199.7	224.7	236.3	238.2
33571	Alum./alum. base alloy wire produced in nonferrous plants	12/75	264.6	268.2	277.3	277.3	278.7
33576	Appliance wire and cord and flexible cord sets	12/69	221.1	219.1	221.6	221.6	224.1
33577	Magnet wire	12/69	177.5	167.9	167.3	167.3	165.8
33578	Power wire and cable	12/69	155.4	153.8	147.0	151.0	150.9
33579	Other insulated wire and cable, n.e.c.	12/69	183.4	171.9	166.4	160.7	160.5
33691	Zinc and zinc-base alloy castings	12/75	100.6	101.1	105.4	107.6	110.5
34	FABRICATED METAL PRODUCTS						
34112	Aluminum cans (2)	12/75	150.1	152.2	(3)	(3)	156.2
34121	Steel pails (12-gallon capacity and under)	12/75	241.4	246.2	259.5	259.5	259.5
34212	Razor blades and razors, except electric	12/75	196.0	194.4	217.5	222.8	222.8
34231	Mechanics', hand service tools	12/75	291.3	291.8	327.4	328.7	329.7
34250	Handsaws, saw blades, and saw accessories	12/75	196.4	198.1	214.0	216.2	220.7
34294	Builders' hardware	12/75	229.5	232.5	249.2	253.5	256.4
34310	Metal sanitary ware (2)	12/75	266.9	249.5	256.0	262.1	264.6
34333	Cast iron heating boilers (2)	12/75	216.1	216.6	225.7	231.9	232.0
34411	Fabricated structural metal for buildings	12/75	272.8	271.7	294.9	300.2	300.2
34412	Fabricated structural metal for bridges	12/75	263.5	263.8	287.5	290.9	291.2
34422	Metal window sash and frames (except storm sash)	12/71	226.2	230.2	240.2	243.3	243.3
34424	Metal combination screen and storm sash and doors	12/75	227.0	230.8	(3)	(3)	(3)
34437	Metal tanks complete at factory (std line nonpressure) (2)	12/75	290.7	293.9	295.8	303.9	305.2
34444	Metal roofing and roof drainage equipment	12/75	144.0	144.4	157.1	159.9	165.0
34445	Metal flooring and siding	12/75	139.7	139.3	147.9	148.6	150.9
34481	Prefabricated metal industrial and commercial buildings	12/75	142.0	142.6	151.4	152.0	154.9
34494	Fabricated concrete reinforcing bar and bar joists	12/75	136.9	136.0	135.6	137.2	137.5
34524	Externally threaded fasteners, except aircraft	12/75	118.2	118.3	124.0	128.6	129.9
34621	Drop, upset and press steel forgings (closed die)	12/75	343.8	347.2	367.8	374.1	377.9
34650	Job stampings, automotive	12/75	136.8	137.7	144.1	145.4	146.3
34692	Job stampings, except automotive	12/75	141.0	142.7	149.6	154.0	164.0
34820	Small arms ammunition, 30 mm and under (1.18 inches under)	12/75	145.6	145.1	157.8	163.2	163.2
34931	Hot formed springs (2)	12/75	226.8	226.2	232.3	233.7	234.2
34941	Automatic regulating and control valves	06/76	145.8	146.1	159.9	160.5	163.7
349	Valves for power transfer (pneumatic and hydraulic)	12/71	188.7	190.2	204.8	206.9	209.3
34943	Other metal valves for piping systems and equipment	06/76	136.0	138.0	145.8	146.8	147.0
34944	Plumbing and heating valves and specialties	12/75	142.8	145.6	145.8	146.7	146.7
34945	Metal fittings, flanges, and unions for piping systems	12/75	298.0	302.3	305.1	309.3	309.3
34946	Fitting and assemblies for tubing and hose	12/75	145.4	146.1	157.0	158.3	159.3
34952	Precision mechanical springs	12/75	150.4	154.1	161.7	161.7	168.7
34961	Noninsulated ferrous wire rope not produced by wire drawers	12/75	270.2	268.9	287.9	298.6	298.6
34966	Fencing and fence gates not produced by wire drawers	12/75	140.0	141.2	153.7	155.4	155.4
34980	Fabricated pipe and pipe fittings (2)	12/75	315.9	317.5	339.2	362.9	367.3
34992	Collapsible tubes	12/75	296.1	297.4	290.6	294.8	291.9
34993	Flat metal strapping	12/75	138.7	140.9	149.2	149.3	158.3
35	MACHINERY, EXCEPT ELECTRICAL						
35191	Gasoline engines, under 11 horsepower, except aircraft	12/75	155.6	152.2	168.7	168.7	168.7
35192	Gasoline engines, 11 horsepower and over, except aircraft	12/75	157.4	157.4	172.4	172.4	180.2
35193	Diesel engines (except for trucks and buses)	12/75	155.2	155.1	172.8	174.0	179.1
35194	Diesel engines (for trucks and buses)	12/75	144.2	142.9	162.5	166.3	166.3
35195	Outboard motors	12/75	267.9	272.1	292.8	295.2	298.6
35196	Gas engines (except gas turbines)	12/75	357.0	358.6	385.2	396.4	412.5
35199	Parts and accessories for internal combustion engines	12/75	260.6	266.1	282.4	(3)	291.6
35231	Wheel tractors and attachments	12/75	155.1	154.9	166.7	173.5	174.3
35233	Planting, seeding, and fertilizing machinery	12/75	156.9	157.2	169.4	173.9	175.1
35235	Harvesting machinery	12/75	148.9	147.9	159.9	157.4	158.6
35236	Haying machinery	12/75	147.6	144.0	161.5	165.4	165.8
35237	Plows and listers	12/75	161.3	163.4	172.7	178.8	180.0
35242	Garden tractors and motor tillers	12/75	140.5	137.7	147.7	147.7	147.7
35247	Lawnmowers and snow blowers	12/75	207.2	203.4	219.2	219.7	219.7
35311	Off highway wheel tractors excluding parts / attachments (2)	12/75	312.0	318.8	335.4	344.9	353.2
35312	Tracklaying tractors, except parts and attachments (2)	12/75	312.8	315.4	340.1	349.1	354.4
35313	Parts and attachments for wheel and tracklaying tractors (2)	12/75	151.6	152.3	164.0	167.3	167.9
35314	Cranes, draglines, shovels and parts/attachments (2)	12/72	220.3	220.9	233.7	237.2	240.5
35316	Mixers, pavers and related equip., ex. parts/attachments (2)	12/75	229.8	231.0	247.1	249.5	256.6
35317	Tractor shovel loaders, excluding parts/attachments (2)	12/75	149.0	150.2	163.2	169.2	172.0
35318	Scrapers, graders, rollers, off-highway trailers/wagons (2)	12/75	296.7	299.8	321.5	331.9	338.3
35319	Other construction machinery including parts/attachments (2)	12/75	314.8	317.5	337.8	347.3	350.8
35321	Underground mining machinery (2)	12/72	287.1	285.7	313.5	318.8	323.5
35322	Crushing, pulverizing, and screening machinery (2)	12/75	277.3	280.4	299.2	305.7	310.5
35323	Drills and other mining machinery (2)	12/72	184.0	178.2	197.0	198.7	199.4

See footnotes at end of table.

Table 13. Continued—Producer price indexes for the output of selected census product classes

(1967 = 100 unless otherwise indicated)

1972 Census code	Product class	Other index base	INDEX				
			1980			1981	
			Ann. avq.	Jul. 1/	Mar. 1/	Jun. 1/	Jul. 1/
35324	Parts and attachments for mining machinery and equipment (2)	12/72	285.9	289.2	299.2	304.1	305.4
35333	Oilfield and gasfield production machinery (2)		361.0	369.6	405.2	426.2	433.7
35340	Elevators and moving stairways (2)		239.2	244.2	250.2	251.0	251.2
35362	Overhead traveling cranes and monorail systems	12/74	174.5	175.3	185.9	186.6	188.2
35371	Industrial trucks and tractors (2)		250.5	251.4	265.6	271.9	276.4
35413	Gear cutting and finishing machines		414.4	423.3	436.8	479.9	480.8
35414	Grinding and polishing machines	12/71	278.4	283.2	302.0	304.8	309.4
35415	Lathes	12/71	260.0	263.7	275.4	281.9	284.6
35416	Milling machines	12/71	261.1	263.1	296.2	297.9	298.9
35419	Parts for metal-cutting type machine tools, sold separately	12/72	299.9	300.8	329.0	328.8	328.8
35421	Punching, shearing, bending, and forming machines (2)	12/71	269.8	272.5	284.5	288.7	293.6
35422	Press, including mechanical and hydraulic (2)	12/71	300.8	306.3	328.0	331.2	333.0
35423	Other metal forming machine tools and forging machines (2)	12/75	150.2	150.6	165.0	168.3	168.3
35424	Parts for metal forming machine tools (2)	12/72	281.3	291.3	302.6	304.4	304.5
35451	Small cutting tools for machine tools/metalworking mach.		242.9	247.8	258.1	269.2	273.0
35452	Precision measuring tools		205.1	207.1	217.8	223.9	224.2
35461	Power driven hand tools, electric (2)	12/75	135.6	137.5	147.4	149.8	150.3
35462	Power driven hand tools, pneumatic (2)	12/75	138.4	139.9	149.0	152.8	153.8
35493	Welding and cutting apparatus, except electric	12/71	164.2	166.9	175.6	181.5	181.5
35511	Dairy & milk products plant machinery and equipment	12/75	145.7	146.1	151.4	155.8	158.0
35512	Commercial food products machinery, ex. wrapping machines		315.5	321.8	350.6	360.9	367.2
35514	Packing, packaging & bottling machinery for indust. prods.	12/75	140.9	141.0	156.9	161.8	162.4
35521	Textile machinery (2)	12/69	226.0	228.1	247.2	249.1	252.7
35522	Parts and attachments for textile machinery (2)	12/69	202.8	211.8	229.7	233.4	233.8
35531	Woodworking machinery excluding home workshops (2)	12/72	201.7	203.9	212.0	215.2	216.2
35551	Printing presses, lithographic	12/69	238.5	240.2	252.1	254.4	263.9
35553	Typesetting machinery and equipment	12/75	101.5	101.3	102.9	108.1	108.1
35591	Chemical manufacturing industries mach. & equipment & parts	12/75	147.4	146.0	161.3	169.6	170.0
35612	Hydraulic fluid power pumps	12/70	198.5	198.9	213.6	222.5	225.6
35613	Domestic water systems & pumps, incl. pump jacks/cylinders	12/75	131.2	131.9	138.2	144.3	143.6
35622	Taper (except thrust) roller bearings, complete	12/75	162.5	164.5	172.8	172.8	187.2
35623	Other roller bearings, complete	12/75	166.8	168.8	185.4	189.9	195.5
35624	Mounted bearing		271.1	277.3	300.8	300.8	307.7
35631	Air and gas compressors and vacuum pumps	12/70	223.4	224.2	236.5	235.8	237.8
35671	Elec. indust. furnaces & ovens, exc. induction & dielec. (2)	12/75	150.1	151.6	172.5	173.7	173.7
35672	Fuel-fired industrial furnaces and ovens, oil or gas (2)	12/75	157.5	158.8	171.9	176.1	176.3
35681	Plain bearings and bushings, unmounted	12/74	145.4	145.2	146.7	151.6	151.6
35691	Packing and packaging machinery, n.e.c.	12/76	134.9	135.2	144.0	148.3	149.0
35742	Electronic calculating machines	12/75	75.0	73.2	73.2	73.2	73.2
35743	Accounting machines and cash registers	12/75	95.1	95.1	96.9	97.7	97.7
35760	Scales and balances, except laboratory (2)		213.0	213.4	221.8	227.7	224.1
35793	Duplicating machines	12/75	149.5	151.7	157.4	158.7	170.1
35797	Typewriters		148.6	148.7	150.3	147.3	147.3
35811	Automatic merchandising machines		186.2	187.1	197.3	200.1	201.0
35851	Heat transfer equipment, except room air-conditioners	12/77	127.2	127.0	133.1	134.5	135.0
35852	Unitary air-conditioners	12/75	132.1	133.2	136.9	139.2	141.2
35853	Commercial refrigeration equipment		199.3	202.8	211.8	221.4	225.3
35854	Compressors and compressor units, all refrigerants	12/77	123.7	122.4	127.8	128.1	128.1
35855	Condensing units, all refrigerants	12/77	119.8	121.4	127.4	130.5	133.7
35858	Warm air furnaces (except floor & wall) & parts/attachments		204.6	203.2	219.8	220.6	235.6
35921	Carburetors, new and rebuilt	12/75	166.1	170.9	175.8	186.2	193.9
35922	Pistons and piston rings	12/75	159.2	161.9	166.1	168.5	168.0
35923	Valves (intake and exhaust)	12/75	158.4	155.6	192.7	192.7	198.0
35992	Pneumatic and hydraulic cylinders	12/75	146.4	149.1	155.9	162.9	166.9
36	ELECTRICAL AND ELECTRONIC MACHINERY, EQUIPMENT, AND SUPPLIES						
36131	Switchgear, except ducts and relays		204.1	207.0	211.9	224.0	223.0
36132	Power circuit breakers all voltages		182.4	180.3	197.6	206.9	207.0
36133	Low voltage panelboards and distribution boards		276.8	286.2	299.6	293.1	293.0
36134	Fuses and fuse equipment, under 2300 volts		302.0	304.3	325.2	333.9	339.4
36136	Duct, including plug-in units & accessories, 750 volts/under	12/75	170.8	174.9	195.2	176.7	176.7
36211	Fractional horsepower motors		235.6	237.9	253.2	249.4	255.1
36212	Integral h.p. motors/generators, exc. land trans. equip.	12/68	265.9	265.7	284.7	286.2	282.5
36231	Arc welding machines, components, except electrodes	12/72	181.4	183.5	189.1	192.2	195.0
36232	Arc welding electrodes, metal	12/72	230.2	230.7	245.1	248.0	248.0
36233	Resistance welders, accessories, and electrodes	12/72	191.5	194.2	200.3	209.2	209.2
36241	Electrodes	12/75	164.0	166.3	179.2	195.1	195.1
36311	Electric household cooking equipment (2)		178.4	180.8	186.8	188.5	186.3
36321	Household refrigerators, including comb. refrig.-freezers	12/75	124.6	125.2	130.9	132.9	138.1
36331	Household mechanical washing machines, dryers (2)		180.4	179.3	191.8	192.7	193.0
36342	Electric razors and dry shavers		147.5	149.6	150.6	153.0	153.0
36350	Household vacuum cleaners, including parts and attachments		149.4	155.1	153.9	146.5	146.5
36360	Sewing machines & parts, excluding cases and cabinets	12/75	129.1	130.0	131.9	153.1	153.1
36392	Household water heaters, except electric		220.1	221.1	231.5	230.7	233.3
36394	Dishwashing machines and food waste disposers		165.1	166.8	174.4	176.5	179.4
36410	Electric lamps (bulbs only), including sealed beam lamps		255.9	262.5	268.2	270.8	271.0
36441	Pole line and transmission hardware		278.2	280.7	309.5	325.4	324.5
36442	Electrical conduit and conduit fittings	12/72	217.8	217.8	244.0	259.9	259.9
36443	Other noncurrent-carrying wiring devices and supplies		322.6	321.8	338.0	354.7	365.3
36451	Residential type electric fixtures, except portable		236.9	235.6	255.6	261.5	261.5

See footnotes at end of table.

Table 13. Continued—Producer price indexes for the output of selected census product classes

(1967 = 100 unless otherwise indicated)

1972 Census code	Product class	Other index base	INDEX				
			1980		1981		
			Ann. avq.	Jul.	Mar. 1/	Jun. 1/	Jul. 1/
36462	Commercial and institutional type elec. lighting fixtures (12/67	209.3	208.2	228.8	237.7	237.8
36463	Industrial type electric lighting fixtures (2)		223.2	226.8	236.9	244.0	244.0
36470	Vehicular lighting equipment (including parts/accessories) .	12/71	188.7	183.4	204.4	226.2	227.3
36485	Outdoor lighting equipment	12/67	226.0	227.3	247.4	247.5	247.5
36512	Television receiver, including combination models (2)		89.3	90.3	89.4	88.2	88.4
36623	Intercommunication equipment and electric alarm systems . .	06/78	109.8	110.3	112.1	111.9	111.9
36710	Receiving type electron tubes, except cathode ray		263.6	267.5	300.7	317.8	351.9
36730	Transmittal, industrial, & special purpose electron tubes . .		213.4	215.2	235.8	239.3	239.8
36741	Integrated microcircuits (semiconductor networks) (2)	12/75	71.1	72.7	68.0	65.2	65.3
36742	Transistors (2)	12/75	98.2	100.1	101.1	101.1	101.4
36743	Diodes and rectifiers (2)	12/75	102.2	102.4	102.4	102.4	102.4
36749	Other semiconductor devices (2)	06/76	86.1	85.8	86.0	86.3	85.9
36750	Capacitors for electronic applications (2)	12/67	189.8	196.9	202.3	195.9	196.2
36760	Electronic resistors (2)	12/67	161.4	162.5	168.7	170.5	171.5
36780	Electronic connectors (2)	12/75	147.5	148.0	152.1	150.6	151.0
36920	Primary batteries, wet and dry (2)		175.4	175.6	182.6	179.3	180.3
36944	Spark plugs		184.8	187.8	193.7	197.1	197.1
37	TRANSPORTATION EQUIPMENT						
37111	Passenger cars, knocked down or assembled		180.9	182.4	186.3	194.9	195.6
37112	Truck tractors, truck chassis and trucks		230.9	230.4	253.0	260.6	261.7
37113	Buses and fire department vehicles		246.2	245.1	263.7	273.5	283.2
38	INSTRUMENTS AND RELATED PRODUCTS						
38251	Integrating instruments, electrical	12/71	150.1	154.5	156.2	169.8	169.8
38252	Test equip. for testing electrical, radio, & comm. circuits .	12/71	160.8	163.1	168.7	170.8	175.0
38423	Personal industrial safety devices	06/78	117.9	118.9	125.6	126.5	128.0
38424	Electronic hearing aids	06/78	107.9	109.0	109.7	113.6	113.6
38513	All other ophthalmic goods	06/78	112.5	113.1	118.1	118.1	118.8
38734	Watches with imported movements		171.2	171.1	214.4	188.8	188.8
39	MISCELLANEOUS MANUFACTURING INDUSTRIES						
39111	Jewelry made of platinum metals and karat gold.	12/75	427.3	443.8	375.7	366.2	334.7
39112	Jewelry, made of precious metals		317.0	304.5	334.2	313.9	318.3
39142	Flatware		597.5	528.1	458.9	433.7	427.8
39151	Jewelers' findings and materials	12/78	231.1	239.8	187.8	184.2	166.4
39152	Lapidary work and diamond cutting	12/78	118.1	(3)	111.9	110.8	110.8
39311	Pianos		223.3	225.2	233.3	237.5	241.6
39312	Organs		162.3	162.3	171.1	176.1	172.5
39314	Other musical instruments and parts		222.9	226.2	235.3	237.2	239.7
39420	Dolls and stuffed toy animals		170.4	171.8	177.0	174.7	174.7
39442	Toys, excluding games	12/75	134.6	135.1	146.4	145.3	145.3
39443	Baby carriages and children's vehicles, except bicycles . . .		229.4	232.4	241.1	242.2	242.9
39491	Fishing tackle and equipment		182.6	183.3	196.9	198.0	198.0
39492	Golf equipment	12/75	108.4	109.4	112.1	110.3	110.3
39521	Lead pencils and crayons	12/75	135.1	135.0	144.9	144.9	144.9
39610	Costume jewelry and costume novelties		143.1	146.3	149.6	154.5	148.1
39913	Other brushes		194.0	195.5	206.5	205.3	210.7
39951	Metal caskets and coffins, completely lined and trimmed . .		179.1	181.4	188.1	(3)	188.6
39952	Wood caskets and coffins, completely lined and trimmed . . .		212.0	212.2	225.8	225.8	225.8
39960	Linoleum and asphalted-felt-base floor covering		211.5	214.6	218.1	222.0	225.1
39991	Chemical fire extinguishing equipment and parts	12/75	128.6	128.7	139.7	139.7	140.9
39993	Matches		197.5	200.0	211.6	211.6	219.4
50	WHOLESALE TRADE, DURABLE GOODS						
50931	Iron and steel scrap.	12/75	149.1	122.7	162.5	149.2	147.0

¹ Data for March 1981 have been revised to reflect the availability of late reports and corrections by respondents. All data are subject to revision 4 months after original publication. Data are not seasonally adjusted.
² These indexes are calculated by a revised methodology. See "Technical

Note on Data from the Producer Price Index Revision" at the back of this publication.
³ Not available.
 N.E.C. Not elsewhere classified.

Table 14. Price indexes and percent changes for total railroad freight and selected STCC¹ groups

(1969 = 100 unless otherwise indicated)

Code 1/	Description	1976 relative importance 3/	Indexes			Percent change to July 1981 from:			
			July 1980	June 1981	July 1981	12 months ago	6 months ago	3 months ago	1 month ago
	Total railroad freight 2/	100.0	291.1	324.3	333.2	14.5	6.2	3.8	2.7
01	Farm products	9.1	274.3	306.8	314.5	14.7	6.8	3.3	2.5
0113	Grain 4/	6.4	129.9	145.5	149.5	15.1	6.9	3.8	2.7
10	Metallic ores	3.2	318.7	354.7	363.3	14.0	6.2	3.6	2.4
1011	Iron ores 4/	2.3	126.2	138.9	142.1	12.6	6.3	3.6	2.3
11	Coal	11.3	316.6	349.6	363.2	14.7	7.2	4.9	3.9
1121	Bituminous coal 4/	11.1	128.5	141.9	147.4	14.7	7.2	4.8	3.9
14	Nonmetallic minerals	3.7	320.4	374.0	385.9	20.4	7.6	4.1	3.2
20	Food products	11.3	290.7	326.1	333.8	14.8	5.7	3.3	2.4
24	Wood or lumber products	7.0	285.5	320.5	329.9	15.6	6.2	4.0	2.9
2421	Lumber or dimension stock 4/	2.8	128.8	144.3	148.4	15.2	5.8	3.9	2.8
26	Pulp, paper, or allied products	6.4	271.6	303.0	311.4	14.7	6.1	3.7	2.8
28	Chemical or allied products	11.0	281.2	315.8	324.7	15.5	5.8	3.9	2.8
2812	Potassium or sodium inorganic compounds 4/	2.5	126.5	139.1	143.0	13.0	6.0	4.0	2.8
29	Petroleum or coal products 4/	3.7	127.2	140.7	144.5	13.6	5.6	3.5	2.7
32	Clay, concrete, glass, or stone products	4.3	309.7	351.9	361.7	16.8	6.8	3.8	2.8
33	Primary metal products	5.1	289.0	311.1	319.2	10.4	5.6	3.4	2.6
3312	Primary iron or steel products 4/	2.9	120.4	128.0	131.2	9.0	5.2	3.1	2.5
37	Transportation equipment	9.8	285.6	312.6	321.0	12.4	5.8	3.6	2.7
3711	Motor vehicles 4/	5.0	120.0	130.8	134.3	11.9	5.7	3.5	2.7
3714	Motor vehicle parts or accessories 4/	4.2	122.3	134.9	138.6	13.3	6.0	3.7	2.7
40	Waste or scrap materials 4/	2.4	125.6	147.2	151.0	20.2	13.7	10.5	2.6
46	Miscellaneous mixed shipments 4/	3.3	124.4	133.1	134.5	8.1	1.9	1.0	1.1

¹ Standard Transportation Commodity Code.

² The price index for total railroad freight also includes STCC groups not shown separately.

³ The figure shown for each item is its percent of total railroad freight.

⁴ Dec. 1978 = 100.

NOTE: The index is designed to measure changes in the prices of shipping goods by rail in the United States. The representative prices and sample used for the index reflect the railroads' prices for shipping a fixed set of commodities under specified and unchanging conditions. The index is not intended to measure changes in railroad revenue or shipper costs that result from changes in services or mode.

Table 15. Producer price indexes and percent changes for selected telephone services

(1972 = 100)

Industry/ product code	Description	Indexes			Percent change from:			
		Mar. 1981 1/	Jun. 1981 1/	Jul. 1981 1/	Jul. 1980 to Jul. 1981	Apr. 1981 to May 1981	May 1981 to Jun. 1981	Jun. 1981 to Jul. 1981
4811-1	Local service	135.3	133.7	142.0	12.9	0.5	-2.3	6.2
4811-111	Residential 2/	136.1	133.1	144.0	14.6	.5	-3.3	8.2
4811-112	Business	140.7	141.2	148.0	13.2	.5	-1.0	4.8
4811-113	Optional additional usage	123.1	123.7	123.8	4.6	.5	0	.1
4811-2	Toll service	129.0	128.7	139.2	9.2	-.2	0	8.2
4811-211	Intrastate MTS	136.0	135.1	135.1	2.2	-.7	0	0
4811-212	Interstate MTS	127.4	127.4	147.6	15.9	0	0	15.9
4811-213	International MTS	95.2	95.2	83.5	-13.2	0	0	-12.3
4811-214	WATS	120.2	120.3	128.9	8.9	.1	0	7.1
4811-214-11	Interstate WATS	110.5	110.5	122.1	10.5	0	0	10.5
4811-214-12	Intrastate WATS	145.8	146.1	146.9	5.5	.2	0	.5
4811-911	Directory advertising	158.8	160.2	159.7	3.0	.4	-.1	-.3

¹ Data for March 1981 have been revised to reflect the availability of late reports and corrections by respondents. All data are subject to revision 4 months after original publication. Data are not seasonally adjusted.

² Telephone services contained in the Consumer Price Index cover not only local residential service, but also parts of toll service, equipment leasing (such as extension phones), and nonrecurring charges (such as installation).

Table 16. Traditional commodity price indexes deleted from PPI sample, effective July 1981

PPI Code	PPI Code	PPI Code	PPI Code
01-53-01-07	03-43-03-25	08-12-01-81	11-74-01-36
	03-81-02-64		11-74-01-42
02-21-01-17		09-13-01-21	11-78-11-01
02-21-03-19	04-12-01-01	09-13-01-43	11-78-11-03
02-33-01-21	04-12-01-02	09-13-01-55	11-78-11-05
02-33-01-22	04-13-01-01	09-13-01-71	11-78-11-07
02-41-01-27	04-13-01-02	09-13-01-81	11-78-12-25
02-44-01-36	04-14-01-01	09-15-06-37	11-78-12-27
02-81-01-13	04-14-01-02	09-33-06-11	11-78-33-01
02-81-01-15	04-15-01-01		11-78-33-05
02-89-01-21	04-15-01-11	10-15-01-03	11-78-35-03
	04-21-02-31	10-15-01-41	11-78-35-05
03-15-02-11	04-21-02-41	10-74-01-95	11-78-37-04
03-15-02-12	04-21-02-51	10-83-01-23	11-78-37-06
03-15-02-13	04-23-01-01	10-83-01-48	11-78-41-01
03-15-02-27		10-89-01-19	11-79-02-31
03-16-02-11	06-13-01-05	10-89-01-21	11-91-02-24
03-16-02-15	06-35-xx-xx 47 items		11-92-01-12
03-16-02-16	06-36-xx-xx 24 items	11-26-02-05	11-92-01-17
03-16-02-17	06-79-02-27	11-34-01-01	11-92-02-22
03-17-02-12		11-34-01-03	11-92-02-24
03-37-03-21	07-11-02-11	11-34-01-05	11-92-03-42
03-37-03-42	07-11-02-13	11-34-02-11	11-92-03-48
03-37-03-51	07-11-02-14	11-34-02-12	
03-37-03-55	07-11-02-16	11-34-02-14	13-71-01-01
03-37-03-57	07-11-02-18	11-34-05-41	13-71-01-21
03-38-02-11	07-13-01-39	11-62-44-53	
03-43-01-01	07-13-04-71	11-74-01-11	14-14-04-02
03-43-03-23	07-13-04-72	11-74-01-17	

Table 17. Traditional commodity price indexes recoded, effective July 1981

New PPI Code	Old PPI Code	New PPI Code	Old PPI Code
02-33-03-11	02-33-01-23	10-83-05-01	10-83-01-61
02-42-02-01	02-42-01-01	10-83-05-03	10-83-01-63
02-42-03-01	02-42-01-03	10-83-05-04	10-83-01-64
02-44-01-33	02-44-01-42	10-83-05-07	10-83-01-67
02-62-05-05	02-62-02-11	10-83-05-11	10-83-01-71
02-62-05-07	02-62-03-21	10-83-05-21	10-83-01-81
02-62-05-03	02-62-04-31	10-89-05-03	10-89-01-03
02-89-01-03	02-89-01-45	10-89-05-04	10-89-01-04
		10-89-05-06	10-89-01-06
		10-89-05-11	10-89-01-11
03-18-01-01	03-16-01-01	10-89-02-16	10-89-01-16
03-37-03-63	03-37-03-54	10-89-02-22	10-89-01-22
03-43-05-03	03-43-03-31	10-89-02-23	10-89-01-23
03-43-07-03	03-43-03-41	10-89-04-24	10-89-01-24
03-43-07-05	03-43-03-51	10-89-05-26	10-89-01-26
		10-89-05-33	10-89-01-33
09-13-03-01	09-13-01-51	10-89-05-41	10-89-01-41
09-13-03-04	09-13-01-53	10-89-05-46	10-89-01-46
09-13-03-07	09-13-01-57	10-89-05-51	10-89-01-51
09-13-03-02	09-13-01-61	10-89-05-53	10-89-01-53
		10-89-05-54	10-89-01-54
10-15-11-51	10-15-01-51	10-89-05-61	10-89-01-61
10-15-11-53	10-15-01-53	10-89-05-65	10-89-01-65
10-15-11-61	10-15-01-61		
10-31-02-11	10-31-01-01		
10-31-02-04	10-31-01-04	11-74-02-05	11-74-01-05
10-31-02-06	10-31-01-06	11-74-03-07	11-74-01-15
10-31-02-17	10-31-01-08	11-74-07-25	11-74-01-21
10-31-03-02	10-31-01-21	11-74-03-15	11-74-01-31
10-31-03-01	10-31-01-25	11-74-05-01	11-74-01-33
10-74-05-01	10-74-01-01	11-74-05-04	11-74-01-34
10-74-05-11	10-74-01-11	11-74-06-23	11-74-01-35
10-74-07-31	10-74-01-31	11-74-06-31	11-74-01-41
10-74-06-45	10-74-01-45	11-74-09-81	11-74-01-81
10-74-07-81	10-74-01-81	11-74-07-21	11-74-01-91
10-74-07-82	10-74-01-82	11-78-11-21	11-78-11-13
10-74-07-87	10-74-01-87	11-78-11-29	11-78-11-15
10-74-07-91	10-74-01-91	11-92-06-11	11-92-01-11
10-83-02-01	10-83-01-01	11-92-53-46	11-92-03-46
10-83-02-03	10-83-01-03		
10-83-02-05	10-83-01-05	12-41-01-34	12-41-01-01
10-83-02-07	10-83-01-07	12-41-01-35	12-41-01-03
10-83-02-09	10-83-01-09	12-41-01-11	12-41-01-31
10-83-02-11	10-83-01-11	12-41-01-13	12-41-01-32
10-83-03-01	10-83-01-21	12-41-01-15	12-41-01-33
10-83-03-23	10-83-01-31	12-41-01-21	12-41-01-38
10-83-03-21	10-83-01-33		
10-83-03-25	10-83-01-35	13-31-11-31	13-31-01-01
10-83-03-29	10-83-01-37	13-31-11-11	13-31-01-02
10-83-03-51	10-83-01-41		
10-83-03-61	10-83-01-46	15-52	15-51-01-11
10-83-04-51	10-83-01-51	15-53	15-51-01-13
10-83-04-53	10-83-01-53		

Table 18. Traditional commodity price indexes based on the movement of corresponding indexes from the Producer Price Index Revision, effective July 1981

PPI Code	PPIR Code	PPI Code	PPIR Code
02-33-03-11	2022211	03-37-03-41	222112233
02-41-01-01	2033171	03-37-03-63	222113264
02-41-01-06	2033115	03-43-05-03	2257411
02-41-01-11	2033122, 2033124	03-43-07-03	225822202
02-41-01-21	2033172	03-43-07-05	225822201
02-41-01-26	2033174		
02-41-01-31	2033175	04-21-01-02	311111512
02-41-01-36	2033157	04-22-01-01	3111211
02-41-01-38	2033128	04-23-01-03	3111331
02-41-02-41	2033492		
02-41-02-46	2033425	07-11-02-12	2822711
02-41-02-48	2033464	07-11-02-15	2822211
02-41-02-51	2033428	07-11-02-17	2822611
02-41-02-53	2033431	07-12-01-01	3011151
02-41-02-55	2033411	07-12-01-02	3011152
02-42-02-01	2037135	07-12-01-03	3011112
02-42-03-01	2037179	07-12-01-05	30112
02-44-01-01	2033291	07-12-01-11	3011314
02-44-01-06	2033295	07-12-02-23	3011423
02-44-01-07	2033294		
02-44-01-11	2033296	08-22-01-01	2439151
02-44-01-17	2033207		
02-44-01-26	2033297	09-13-01-11	2621211
02-44-01-33	2033614	09-13-01-13	262133111
02-44-01-37	2033621	09-13-01-15	262133121
02-44-01-41	2033515	09-13-01-22	262144122
02-44-01-44	2033321	09-13-01-31	262142111
02-44-01-45	2033274	09-13-01-32	262142122
02-45-01-01	2037241	09-13-01-33	262142144
02-45-01-06	2037221	09-13-01-34	262142155
02-45-01-08	2037248	09-13-01-41	2621611
02-62-01-06	208630101	09-13-01-47	26215A
02-62-05-03	208630203	09-13-02-91	2621101
02-62-05-05	208630205	09-13-03-01	2621711
02-62-05-07	208630207	09-13-03-02	2621811
02-63-01-01	2095116	09-13-03-04	2621731
02-63-01-03	209521525	09-13-03-07	2621751
02-81-01-01	2033811		
02-81-01-11	2033821	10-25-01-03	3335323111
02-81-01-21	2033861	10-25-01-04	3335323112
02-82-01-01	2035213	10-25-01-06	3335323114
02-82-01-02	2035219	10-25-01-11	3335351
02-89-01-03	2035423	10-31-02-04	3411111
02-89-01-47	2033491	10-31-02-11	3411119
		10-31-02-17	3411135
03-15-02-17	282470113	10-31-03-01	3411211
03-26-03-39	282470311	10-31-03-02	3411213
03-26-03-41	282470312	10-83-03-01	364620111

Table 18. Continued—Traditional commodity price indexes based on the movement of corresponding indexes from the Producer Price Index Revision, effective July 1981

PPI Code	PPIR Code	PPI Code	PPIR Code
10-83-03-21	364620351	11-78-35-13	367422266
10-83-03-23	364620353	11-78-35-15	367422267
10-83-03-25	364620354	11-78-41-03	367412216
10-83-03-29	364620356	11-78-41-12	367412226
10-83-03-51	364630511	11-78-42-21	367413231
10-83-03-61	364630513	11-78-42-23	367413232
10-89-02-16	349313158	11-78-45-52	367414116
		11-78-45-56	367414219
11-34-02-16	3567241	11-78-45-58	367414C
11-38-21-04	354213113	11-92-01-02	3532562
11-38-22-01	354212111	11-92-01-04	3532564
11-38-22-03	354212113	11-92-01-15	3532565
11-38-25-01	3542311	11-92-02-28	353272711
11-42-01-01	353411413	11-92-02-32	3532728
11-42-01-02	3534105	11-92-02-34	3532755
11-42-01-03	3534107	11-92-03-41	3532823
11-42-01-05	3534112	11-92-06-11	3532656
11-42-01-07	353411415	11-92-53-01	3532975
11-42-01-11	3534151	11-92-53-46	3532989
11-74-02-05	3612302		
11-74-03-07	361210114	12-41-01-11	36311A
11-74-05-01	361220121	12-41-01-13	36311211
11-74-05-04	361220122, 361220123	12-41-01-15	363121113
11-74-06-23	361220143	12-41-01-21	3631174
11-74-06-31	361220245	12-41-01-34	3631312
11-74-07-21	361240502	12-41-01-35	36313176
11-78-11-11	3615167		
11-78-11-18	36751	13-31-11-11	327111111
11-78-11-19	3675123	13-31-11-31	327111711
11-78-11-21	3675181	13-33-01-01	3273111
11-78-31-02	367431122	13-71-01-11	3275225
11-78-31-04	367432242	13-94-01-01	2951111, 2951112
11-78-31-06	367431194	13-94-01-11	2951113

Table 19. New items in the Producer Price Index based on the movement of corresponding indexes from the Producer Price Index Revision, effective July 1981

PPI Code	Commodity	PPIR Code
02-33-02-11	American-type cheese	2022102
02-33-02-21	Italian-type cheese	2022103
02-33-02-31	Swiss cheese	2022105
02-33-02-41	Cream and Neufchatel cheese	2022107
02-33-02-51	Other natural cheese, except cottage	2022111
02-33-03-13	Cheese food	2022213
02-33-03-15	Cheese spread	2022215
02-33-03-19	Other related cheese products	2022219
02-41-01-02	Apples	2033112
02-41-02-22	Fruits for salads	2033134
02-41-01-23	Fruit pie fillings	2033162
02-41-01-24	Grapefruit segments	2033131
02-41-01-25	Olives	2033173
02-41-01-37	Plums	2033154
02-41-02-59	Other whole fruit juices and mixtures	2033472
02-41-02-61	Fruit nectars	2033493
02-41-02-63	Fruit juice, concentrated, hot pack	2033494
02-42-02-06	Frozen blueberries	2037163
02-42-02-08	Other frozen fruits	2037167
02-42-03-02	Frozen lemonade	2037189
02-42-03-03	Frozen grape juice	2037191
02-42-03-04	Grapefruit juice	2037183
02-42-03-11	Other frozen fruit and berry juice	2037195
02-42-03-21	Citrus pulp	2037197
02-44-01-03	Beets	2033293
02-44-01-04	Carrots	2033215
02-44-01-09	Fresh lima beans	2033203
02-44-01-13	Other peas (blackeye, field, etc.)	2033239
02-44-01-21	Sauerkraut	2033276
02-44-01-23	Spinach	2033255
02-44-01-24	Other leafy greens	2033258
02-44-01-25	Vegetable combinations	2033235
02-44-01-28	Tomato paste	2033662
02-44-01-31	Tomato pulp and puree	2033691
02-44-01-34	Chili sauce	2033651
02-44-01-43	Hominy	2033315
02-44-01-46	White potatoes	2033275
02-45-01-02	Frozen asparagus	2037211
02-45-01-03	Frozen green beans	2037213
02-45-01-04	Frozen broccoli	2037225
02-45-01-05	Frozen brussel sprouts	2037231
02-45-01-09	Other frozen potato products	2037249
02-45-01-11	Frozen cauliflower	2037235
02-45-01-12	Frozen spinach	2037242
02-45-01-13	Frozen succotash	2037243
02-45-01-14	Frozen peas and carrots	2037244
02-45-01-15	Other frozen combinations	2037246
02-45-01-16	Frozen carrots	2037233
02-45-01-17	Frozen sweet cut corn	2037253
02-45-01-18	Frozen sweet cob corn	2037255

Table 19. Continued—New items in the Producer Price Index based on the movement of corresponding indexes from the Producer Price Index Revision, effective July 1981

PPI Code	Commodity	PPIR Code
02-45-01-19	Frozen southern greens	2037261
02-45-01-21	Other frozen vegetables	2037298
02-62-01-21	Cola, can, except diet cola	208630121
02-62-01-31	Cola, bulk, except diet cola	208630131
02-62-05-02	Carbonated orange soda	208630202
02-62-05-04	Root beer and sarsaparilla	208630204
02-62-05-06	Carbonated grape soda	208630206
02-62-05-09	Other carbonated nondiet soda	208630209
02-62-05-11	Diet cola	208630211
02-62-05-19	Other carbonated diet soda	208630219
02-62-06-02	Noncarbonated orange soda	2086502
02-62-06-09	Other noncarbonated soda	2086509
02-63-01-02	Whole bean coffee	209511125
02-81-01-03	Other jams and preserves	2033815
02-81-01-17	Other jellies	2033825
02-81-01-19	Imitation jellies, jams, and preserves	2033831
02-81-01-25	Fruit butter	2033851
02-82-01-03	Sweet pickles	2035215
02-82-01-04	Other finished pickle products	2035233
02-82-01-05	Unfinished pickle products	2035298
02-86-01-01	Prepared mustard	2035311
02-86-01-02	Other sauces	2035351
02-89-01-01	Salad dressings	2035411
02-89-01-05	Other spoon-type dressings	2035429
02-89-01-08	French dressing	2035431
02-89-01-11	Oil and vinegar dressing	2035433
02-89-01-13	Other pourable-type dressings	2035439
03-15-02-14	Nylon textile yarn	28247012
03-18-02-01	Nylon and aramid	2824801
03-18-02-02	Acrylic and modacrylic	2824802
03-18-02-03	Polyester	2824803
03-18-02-11	Other non-cellulosic	2824804
03-37-03-53	100% spun polyester/cotton bed sheeting	222113261
03-37-03-59	100% spun polyester/cotton broad cloth	222113262
03-37-03-61	100% spun polyester/cotton twill	222113263
03-37-03-65	100% spun polyester/cotton batiste or poplin	222113265
03-37-03-67	100% spun polyester/cotton, other weaves	222113269
03-37-03-69	100% polyester/rayon fabric	222113372
03-37-03-71	Specialty fabric	2221151
03-38-03-01	Circular knits, except hosiery	2257111
03-38-04-01	Warp knits, except hosiery	2258101
03-43-04-01	100% filament yarn single knits	2257511
03-43-04-03	100% spun yarn single knits	2257512
03-43-04-05	Filament/spun yarn combination single knits	2257513
03-43-04-07	100% filament yarn jacquard double knits	22577113
03-43-04-09	100% filament yarn interlock or eight lock	225771141
03-43-04-11	100% spun yarn jacquard double knits	225771231

Table 19. Continued—New items in the Producer Price Index based on the movement of corresponding indexes from the Producer Price Index Revision, effective July 1981

PPI Code	Commodity	PPIR Code
03-43-04-13	100% spun yarn interlock or eight lock	225771232
03-43-04-15	Filament/spun yarn combination double knits	2257713
03-43-05-01	Underwear and nightwear fabric	2257211
03-43-05-05	All other	2257811
03-43-06-01	Chiefly acetate and/or triacetate fabric	2258311
03-43-06-03	Fabric except acetate and triacetate	2258319
03-43-07-01	Raschel fabric	2258211
03-43-08-01	Other warp knit fabric	22584
04-21-02-01	Dress and casual shoe	31113711
04-21-02-02	Other upper leather	31113712
04-21-03-01	Bag, case, and strap	3111134
04-21-03-02	Garment leather	3111142
04-21-03-03	Upholstery leather	3111135
04-21-03-04	Other grains	3111147
04-21-04-01	Finished splits	3111167
04-25-01-01	Rough, crust and wet blue	3111511
		3111512
		3111513
06-34-01-09	Veterinary prescription drugs	2834301
06-34-02-01	Veterinary antibiotics	283430201
06-34-02-09	Veterinary other non-prescription drugs	283430209
06-35-01-11	Cephalosporins	283411111
06-35-01-12	Broad spectrum penicillins	283411112
06-35-01-13	Erythromycins	283411113
06-35-01-14	Tetracyclines	283411114
06-35-01-19	Other broad and medium spectrum antibiotics	283411119
06-35-01-39	Urinary antibacterials	283411139
06-35-01-49	Trimethoprim	283411149
06-35-02-01	Anti-arthritis	2834105
06-35-03-01	Sedatives	2834145
06-35-05-01	Antispasmodic/antisecretory	2834116
06-35-06-11	Antihypertensive drugs	283412119
06-35-06-12	Vasodilators	283412129
06-35-06-13	Digitalis preparations	283412171
06-35-06-19	Other cardiovascular drugs	283412191
06-35-07-01	Diabetes therapy	2834127
06-35-08-01	Hormones	2834135
06-35-09-01	Diuretics	2834128
06-35-11-11	Fungicides	283412619
06-35-11-12	Antipruritics	283412641
06-35-13-11	Codeine and combinations	283410211
06-35-13-19	Other narcotic analgesics	283410212
06-35-13-23	Aspirin, APC and rel. analgesics	283410229
06-35-15-01	Cough and cold preparations	2834125
06-35-16-11	Multivitamins	283414819
06-35-16-12	B-Complex	283414829
06-35-16-19	Other vitamins	283414839

Table 19. Continued—New items in the Producer Price Index based on the movement of corresponding indexes from the Producer Price Index Revision, effective July 1981

PPI Code	Commodity	PPIR Code
06-35-17-19	Other hospital solutions	283413609
06-35-99-11	Amebacides, trichomonacides	2834101
06-35-99-13	Anticoagulants	2834106
06-35-99-14	Anti-convulsants	2834107
06-35-99-15	Systemic antihistamines	2834109
06-35-99-16	Bronchial therapy	2834118
06-35-99-17	Cancer therapy products	2834119
06-35-99-18	CNS stimulants	2834123
06-35-99-19	Contraceptives, ex. devices, etc.	2834124
06-35-99-21	Enzymes	2834129
06-35-99-22	Muscle relaxants	2834139
06-35-99-23	Nutrients and supplements	2834141
06-35-99-24	Ophthalmic and optic preparations	2834142
06-35-99-25	Psychotherapeutics	2834144
06-35-99-26	Tuberculosis therapy	2834147
06-35-99-99	Other misc. ethical preparations	2834198
06-36-01-11	Adult multivitamins	283422101
06-36-01-12	B-Complex	283422102
06-36-01-19	Other vitamins	283422109
06-36-02-21	Cough syrups, expectorants, drops, lozenges, etc.	283420819
06-36-02-22	Cold tablets, capsules	283420831
06-36-02-23	Decongestants	283420849
06-36-02-29	Other cough and cold preparations	283420851
06-36-03-01	Laxatives	2834216
06-36-04-11	Aspirin/aspirin-salicylate compounds	283420101
06-36-04-12	Non-aspirin analgesics	283420102
06-36-06-01	External analgesics and counter-irritants	2834211
06-36-07-01	Antiseptics and antibacterials	2834206
06-36-08-11	Liquid antacids	283420201
06-36-08-19	Other antacids	283420202
06-36-09-11	Acne preparations	283420901
06-36-09-12	Burn remedies	283420903
06-36-09-19	Other dermatological preparations	283420909
06-36-99-11	Antidiarrheals	2834203
06-36-99-12	Antiasthmatics	2834204
06-36-99-13	Contraceptive agents, ex. devices	2834207
06-36-99-14	Hematinics	2834214
06-36-99-15	Hemorrhoidal preparations	2834215
06-36-99-16	Sedatives	2834219
06-36-99-99	Other misc. proprietary preparations	2834298
06-79-03-01	Acetylene	2813211
06-79-03-02	Carbon dioxide	28133
06-79-03-03	Nitrogen	28135
06-79-03-04	Oxygen	28136
06-79-03-05	Argon	2813715
06-79-03-06	Hydrogen	2813721
06-79-03-07	Helium	2813781
06-79-03-08	Other industrial gases, n.e.c.	2813791

Table 19. Continued—New items in the Producer Price Index based on the movement of corresponding indexes from the Producer Price Index Revision, effective July 1981

PPI Code	Commodity	PPIR Code
07-11-02-19	Styrene butadiene-solid	2822111
07-11-02-21	Styrene butadiene-latex	2822112
07-11-02-22	Specialty elastomers	2822811
07-12-03-51	Tread rubber, natural and synthetic	3011511
07-12-03-53	Other tire sundries	3011539
08-22-01-02	Floor trusses	243919815
08-22-01-03	Glued-laminated lumber	2439131
08-22-01-05	Combination glue-laminated	2439135
08-22-01-06	Other fabricated structural wood products	2439825
09-13-01-12	Body stock for coating	2621231
09-13-01-16	Printing paper, coated two sides, other grades	262133121
09-13-01-17	Printing paper, coated one side	2621311
09-13-01-23	Other book printing paper	262144133
09-13-01-35	Other form bond	262142166
09-13-01-36	Other bond, except form	262142133
09-13-01-37	Other chemical woodpulp writing paper	262142177
09-13-01-42	Thin paper	2621671
09-13-01-46	Prime coated body stock	2621351
09-13-01-48	Cover text	2621465
09-13-01-49	Uncoated body stock	2621451
09-13-03-08	Bag and sack except shipping sack	2621851
09-13-03-11	Other converting 18 lbs. and over, unbleached kraft	2621761
09-13-03-12	Other converting 18 lbs. and over, except unbleached kraft	2621861
09-13-03-14	Glassine, greaseproof, and vegetable parchment	2621881
09-13-04-01	Special industrial paper	2621911
10-15-05-11	Standard malleable iron castings	3322131
10-15-05-22	Pearlitic malleable iron castings	3322221
10-15-06-14	Carbon and low alloy steel investment castings	3324163
10-15-06-21	High alloy steel investment castings	3324165
10-15-07-12	Railroad wheels and specialties	3325214
10-15-07-24	Rolls for rolling mills	3325215
10-15-07-36	All other carbon steel castings	3325219
10-15-08-08	High manganese steel castings	3325421
10-15-08-18	All other high alloy steel castings	3325431
10-15-09-07	Railway specialties	3325551
10-15-09-17	All other low alloy steel castings	3325559
10-25-01-07	Sheet, coiled, bare, all others	335323115
10-25-01-08	Sheet, coiled, nonheat-treatable, precoated	3353233
10-25-01-09	Sheet, flat, nonheat-treatable, bare	3353224
10-25-01-14	Rod, rolled	335522111
10-25-01-15	Rod, continuous cast	335522511
10-25-01-24	Tube, welded	3353455
10-25-01-29	Plate, nonheat-treatable	3353115
10-31-02-07	Meat (including poultry) can	3411115
10-31-02-09	Fruit and fruit juice can	3411117

Table 19. Continued—New items in the Producer Price Index based on the movement of corresponding indexes from the Producer Price Index Revision, effective July 1981

PPI Code	Commodity	PPIR Code
10-31-02-12	Fish and seafood can	3411123
10-31-02-13	Coffee can	3411125
10-31-02-14	Lard and shortening can	3411127
10-31-02-15	All other food (including soup) can	3411131
10-31-02-16	Pet food can	3411133
10-31-02-18	Paint and varnish can	3411137
10-31-02-19	Aerosol can	3411139
10-31-02-22	All other non-food cans	3411141
10-31-03-04	All other food (including soup) can	3411217
10-31-03-05	All non-food cans	3411219
10-31-04-01	Metal can components	3411311
10-74-02-01	Petrochemical	349810101
10-74-02-02	Fossil fuel power plant	349810102
10-74-02-03	Nuclear power plant	349810103
10-74-02-06	Nonpressure pipe: heating, ventilation	349810106
10-74-02-07	Original equipment manufacturer	349810108
10-74-02-14	Other iron and steel pipe fabrication	349810114
10-74-03-01	Seamless tubing	349810202
10-74-03-02	Welded tubing	349810203
10-74-04-01	Aluminum pipe and tube fabrication	3498201
10-74-04-02	Copper pipe and tube fabrication	3498301
10-74-04-03	Other nonferrous pipe and tube fabrication	3498401
10-83-03-03	Commercial incandescent fixtures, recessed	364620115
10-83-03-07	Other commercial incandescent fixtures, incl. portable	364620119
10-83-03-11	Commercial H.I.D. fixtures, mercury and other types	3646202
10-83-03-27	Commercial fluorescent ceiling systems	364620355
10-83-03-31	Commercial fluorescent fixtures, wall mounted	364620357
10-83-03-33	Commercial fluorescent fixtures, surface or pendant	364620358
10-83-03-35	Commercial fluorescent fixtures, enclosed, gasketed	364620359
10-83-03-38	Other commercial fluorescent fixtures	364620363
10-83-03-45	Component or renewal parts	3646204
10-89-02-17	Replacement leaf spring for motor vehicles	349313151
10-89-02-25	Locomotive, railroad car and other helical springs	349312116
10-89-02-27	Other hot formed steel springs	3493198
10-89-03-11	Cold formed flat springs	3493271
11-34-01-02	Electric metal melting furnaces	3567111
11-34-01-04	Electric metal heat-treating furnaces	3567121
11-34-01-06	Other electric metal-processing furnaces and ovens	3567143
11-34-01-07	Other kilns, lehrs, except wood, cement,	3567171
11-34-02-15	Fuel-fired metal heat-treating	3567221
11-34-02-17	Other kilns, lehrs, except wood, cement, chemical process	3567271
11-34-03-23	Metal melting line type induction furnaces	3567417
11-34-03-25	Other induction furnaces and heating equipment	3567419
11-34-05-43	Parts, attachments, and components	3567591

Table 19. Continued—New items in the Producer Price Index based on the movement of corresponding indexes from the Producer Price Index Revision, effective July 1981

PPI Code	Commodity	PPIR Code
11-34-05-44	Tubular heaters	3567551
11-34-05-45	Other industrial electric heating units	3567559
11-38-21-02	Punching machine, fixed position, power operated	354211111
11-38-21-06	Folders	354213114
11-38-21-07	Punching-shearing machine	354211113
11-38-21-11	Other punching machines	354211114
11-38-21-12	Rotary bending and forming machines	354211115
11-38-21-14	Rolls: sheet, plate bending	354213111
11-38-21-16	Rolls: angles, bars, shapes bending	354213112
11-38-21-18	Other bending and forming machines	354213116
11-38-23-11	Hydraulic press, vertical, double action	354221211
11-38-23-12	Hydraulic press, vertical, single action	354221212
11-38-23-13	Other hydraulic presses	354221213
11-38-25-06	All other metal forming machine tools	354231213
11-38-25-07	Die casting machinery	354231214
11-38-51-05	Other parts for metal forming machine tools	3542413
11-39-01-01	Jigs/fixtures: Gauging and checking, under 1,000 lbs.	3544113
11-39-01-03	Jigs/fixtures: Other types, under 1,000 lbs.	3544117
11-39-01-04	Jigs/fixtures: Other types, over 1,000 lbs.	3544118
11-39-01-05	Standard parts and components for jigs and fixtures	3544119
11-39-01-07	Forming and drawing dies, 500 lbs. and under	3544122
11-39-01-08	Forming and drawing dies, 501-3,000 lbs.	3544124
11-39-01-09	Forming and drawing dies, over 3,000 lbs.	3544126
11-39-01-11	Stamping dies, progressive type, high-speed steel	3544127
11-39-01-14	All other stamping type dies	3544129
11-39-01-15	Forging dies, open die type	3544133
11-39-01-16	Forging dies, closed die type	3544135
11-39-01-18	Extrusion, wire drawing, straightening dies, carbide	3544145
11-39-01-19	Extrusion, wire drawing, straightening dies, other	3544147
11-39-01-21	All other dies	3544149
11-39-01-25	Other standard components and parts for dies	3544179
11-39-03-01	Die casting molds	3544211
11-39-03-04	Molds for rubber products, including tire molds	3544233
11-39-03-05	Injection molds for plastic products	3544251
11-39-03-09	All other molds made of metal and mold bases	3544261
11-39-03-13	Standard mold components and parts	3544271
11-42-01-09	Other non-farm elevators	3534196
11-42-02-21	Parts and attachments for elevators, escalators	3534197
11-42-03-01	Automobile lifts	3534231
11-74-02-07	Uncorrected power factor type	3612301
11-74-03-01	Liquid immersed, pole type, single phase	361210111
11-74-03-03	Liquid immersed, pad mount, single phase	361210112
11-74-03-05	Liquid immersed, subsurface, single phase	361210113
11-74-05-07	501-10,000 KVA dry type	361220124
11-74-05-11	Secondary unit substation	361220131
11-74-06-21	10,001-30,000 KVA with LTC	361220241
11-74-06-25	30,001-100,000 KVA with LTC	361220243
11-74-06-27	30,001-100,000 KVA without LTC	361220244

Table 19. Continued—New items in the Producer Price Index based on the movement of corresponding indexes from the Producer Price Index Revision, effective July 1981

PPI Code	Commodity	PPIR Code
11-74-06-33	100,000 KVA and above, without LTC	361220246
11-74-07-01	Open core/coil and units, end-bell enclosed	3612401
11-74-07-03	HID lamp transformer	3612402
11-74-07-05	Instrument transformer	3612403
11-74-07-11	General purpose transformer	3612404
11-74-07-31	Other transformers	3612406
11-74-08-01	Transformer parts	3612511
11-78-11-02	Aluminum electrolytic, standard	3675173
11-78-11-04	Aluminum electrolytic, subminiature	3675175
11-78-11-06	All other aluminum electrolytic	3675177
11-78-11-09	Tantatum foil and wet slug electrolytic	3675169
11-78-11-12	Tantalum, dry slug/wire electrolytic, metal case	36753
11-78-11-22	Ceramic monolithic chips	3675182
11-78-11-23	Ceramic monolithic, radial leaded	3675183
11-78-11-24	Ceramic monolithic, axial leaded	3675184
11-78-11-31	Variable dielectric	3675189
11-78-31-03	Microwave diode	367431183
11-78-31-11	Selenium rectifier	367432212
11-78-33-02	Thyristor	367492192
11-78-35-07	Signal transistor	367421163
11-78-37-03	Light emitting diode or array	367491282
11-78-37-17	Other optoelectronic devices	367491193
11-78-41-18	Bipolar memory, except RAM's	367412105
11-78-42-25	MOS, microprocessor	367413128
11-78-46-09	Thick film	367411109
11-78-46-11	Thin film	367411111
11-78-46-16	Multi-chip and other	367411216
11-78-48-01	Other finished semiconductor devices	3674922
11-78-48-15	Dice and wafers	367492595
11-78-48-17	Other semiconductors	367492597
11-92-01-06	Longwall mining machinery	3532561
11-92-01-21	Tractors and trucks	3532572
11-92-01-25	Mine cars, track	3532575
11-92-01-31	Other underground mining machinery	3532579
11-92-02-25	Impact crushers, all types	353272713
11-92-02-26	Jaw crushers, all types	353272717
11-92-02-27	Roll crushers, all types	353272719
11-92-02-41	Other crushing, pulverizing machinery	3532759
11-92-03-01	Core drills, mineral	3532813
11-92-03-45	Rotary drills, underground	3532843
11-92-03-49	Other drills,tools	3532863
11-92-03-59	Roof bolters	3532876
11-92-06-16	Feeders, apron, vibrating, reciprocating	3532666
11-92-06-21	Other mineral beneficiation equipment	3532671
12-41-01-17	Drop-in electric ranges	36311212
12-41-01-29	Parts and accessories for electric cooking ranges	3631185
12-41-01-36	Surface cooking tops, gas	3631319

Table 19. Continued—New items in the Producer Price Index based on the movement of corresponding indexes from the Producer Price Index Revision, effective July 1981

PPI Code	Commodity	PPIR Code
12-41-01-37	Nonstandard type gas ranges	36313B
12-41-01-51	Permanent outdoor cooking units	3631411
12-41-01-53	Portable outdoor cooking units	3631412
12-41-01-55	Parts and accessories for outdoor cooking equip.	3631413
12-41-01-61	All other cooking equipment, ex. gas and electric	3631421
13-31-11-12	Lightweight stretcher, other sizes	327111112
13-31-11-13	Other lightweight units, any sizes	327111121
13-31-11-21	Medium weight units	32711115
13-31-11-32	Normal weight stretcher, other sizes, n.e.c.	327111712
13-31-11-33	Other normal weight units, any sizes, n.e.c.	327111721
13-31-21-01	Decorative block	3271121
13-31-31-01	Concrete brick	3271151
13-31-41-01	Paving blocks	3271161
13-71-01-12	Type X gypsum boards	3275315
13-71-01-13	Other gypsum products, n.e.c.	3275335
13-94-01-12	Other paving mixtures and blocks	2951114
15-52-01-01	Single, 12 ft. wide	245113221, 245113222
15-52-02-01	Single, 14 ft. x 59 ft. and under	245113441
15-52-02-02	Single, 14 ft. x 60-69 ft.	245113442, 245113443
15-52-02-03	Single, 14 ft. x 70-74 ft.	245113444
15-52-02-04	Single, 14 ft. x 75 ft. and over	245113445
15-53-01-01	Double, 24 ft. x 49 ft. and under	245114111
15-53-01-02	Double, 24 ft. x 50-59 ft.	245114112
15-53-01-03	Double, 24 ft. x 60 ft. and over	245114113, 245114114
15-53-02-01	Double, other than 24 ft. wide	245114129

Technical Notes

Brief Explanation of Producer Price Indexes

Producer price indexes measure average changes in prices received in primary markets of the United States by producers of commodities in all stages of processing. These data were previously presented as the Wholesale Price Index. The name "Producer Price Indexes" is now being used to reflect more accurately the coverage of the data. The sample used for calculating these indexes continues to contain nearly 2,800 commodities and about 10,000 quotations selected to represent the movement of prices of all commodities produced in the manufacturing, agriculture, forestry, fishing, mining, gas and electricity, and public utilities sectors. The universe includes all commodities produced or imported for sale in commercial transactions in primary markets in the United States.

Producer price indexes can be organized by stage of processing or by commodity. The stage-of-processing structure organizes products by degree of fabrication (i.e., finished goods, intermediate or semifinished goods, and crude materials). The commodity structure organizes products by similarity of end-use or material composition.

Finished goods are commodities that will not undergo further processing and are ready for sale to the ultimate user, either an individual consumer or a business firm. Capital equipment (formerly called producer finished goods) includes commodities such as motor trucks, farm equipment, and machine tools. Finished consumer goods include foods and other types of goods eventually purchased by retailers and used by consumers. Consumer foods include unprocessed foods such as eggs and fresh vegetables, as well as processed foods such as bakery products and meats. Other finished consumer goods include durables such as automobiles, household furniture, and jewelry, and nondurables such as apparel and gasoline.

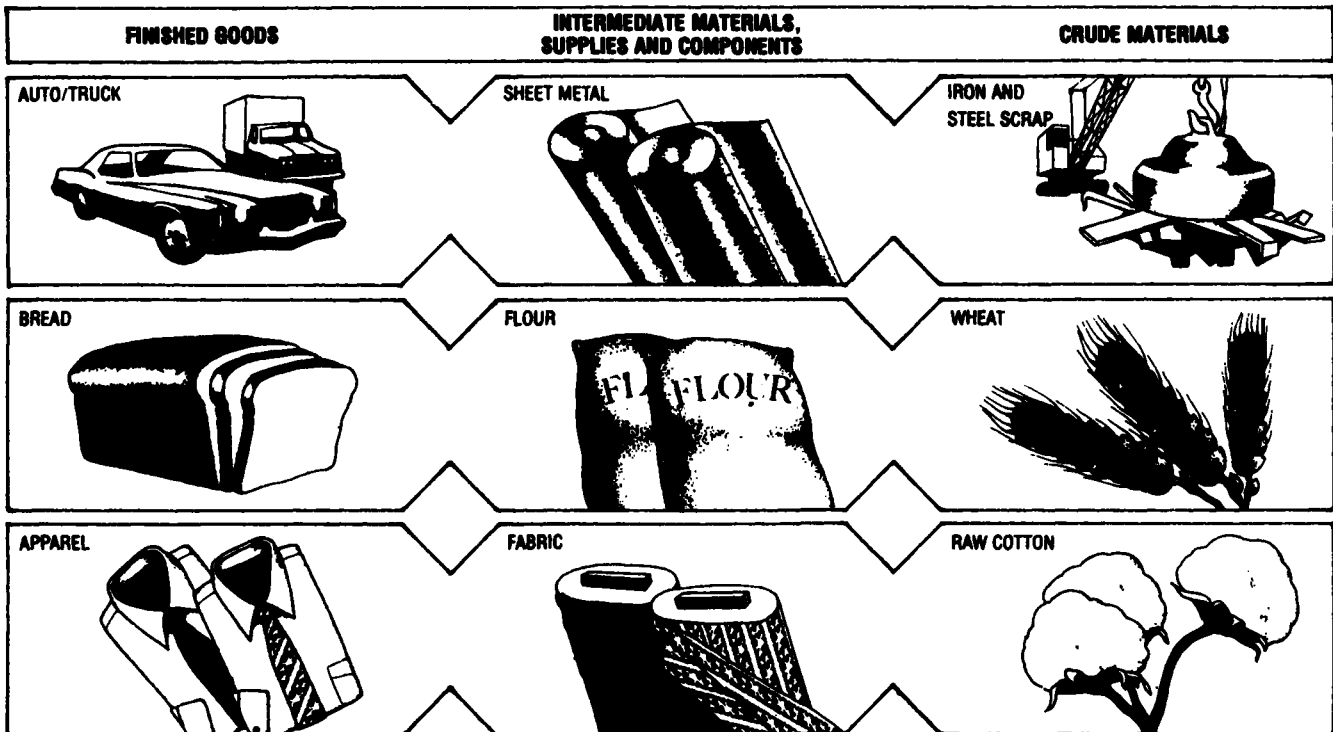
Intermediate materials, supplies, and components are commodities that have been processed but require further processing before they become finished goods. Examples of such semifinished goods include flour, cotton yarns, steel mill products, belts and belting, lumber, li-

quified petroleum gas, paper boxes, and motor vehicle parts.

Crude materials for further processing include products entering the market for the first time which have not been manufactured or fabricated but will be processed before becoming finished goods. Scrap materials are also included. Crude foodstuffs and feedstuffs include items such as grains and livestock. Examples of crude nonfood materials include raw cotton, crude petroleum, natural gas, hides and skins, and iron and steel scrap.

For analysis of general price trends, stage-of-processing indexes are more useful than commodity grouping indexes. This is because commodity grouping indexes sometimes produce exaggerated or misleading signals of price changes by reflecting the same price movement through various stages of processing. For example, suppose that a price rise for steel scrap results in an increase in the price of steel sheet and then an advance in prices of automobiles produced from that steel. The All Commodities Price Index and the Industrial Commodities Price Index would reflect the same price movement three times—once for the steel scrap, once for the steel sheet, and once for the automobiles. This multiple counting occurs because the weighting structure for the All Commodities Index uses the total shipment values for all commodities at all stages of processing. On the other hand, the Finished Goods Price Index would reflect the change in automobile prices, the Intermediate Materials Price Index would reflect the steel sheet price change, and the Crude Materials Price Index would reflect the rise in the price of steel scrap. (See illustration.)

To the extent possible, prices used in calculating producer price indexes apply to the first significant commercial transaction in the United States, from the production or central marketing point. Price data are generally collected monthly, primarily by mail questionnaire. Respondents are asked to provide net prices or to provide all applicable discounts. BLS attempts to base producer price indexes on actual transaction prices; however, list or book prices are used if transaction prices are not available. Most prices are obtained directly from producing companies on a voluntary and confidential basis, but some prices are taken from trade publications or from other Government agencies. Prices



generally are reported for the Tuesday of the week containing the 13th day of the month.

In calculating producer price indexes, price changes for the various commodities are averaged together with weights representing their importance in the total net selling value of all commodities as of 1972. The detailed data are aggregated to obtain indexes for stage-of-processing groupings, commodity groupings, durability of product groupings, and a number of special composite groupings. Each index measures price changes from a reference period which equals 100.0 (usually 1967, as designated by the Office of Management and Budget). An increase of 125 percent from the reference period in the Finished Goods Price Index, for example, is shown as 225.0. This change can also be expressed in dollars, as follows: "The price of a representative sample of finished goods sold in primary markets in the United States has risen from \$100 in 1967 to \$225."

Calculating Index Changes

Movements of price indexes from one month to another are usually expressed as percent changes rather than changes in index points because index point changes are affected by the level of the index in relation to its base period, while percent changes are not. The box shows the computation of index point and percent changes.

<i>Index Point Change</i>	
Finished Goods Price Index	185.5
less previous index	<u>184.5</u>
equals index point change	1.0
<i>Index Percent Change</i>	
Index point change	<u>1.0</u>
divided by the previous index	184.5
equals	0.005
result multiplied by 100	0.005 x 100
equals index percent change	0.5

Percent changes for 3-month and 6-month periods are expressed as annual rates that are computed according to the standard formula for compound growth rates. These data indicate what the percent change would be if the current rate were maintained for a 12-month period.

Seasonally Adjusted and Unadjusted Data

Because price data are used for different purposes by different groups, the Bureau of Labor Statistics published seasonally adjusted as well as unadjusted changes each month.

For analyzing general price trends in the economy, seasonally adjusted data usually are preferred because they eliminate the effect of changes that normally occur at about the same time and in about the same magnitude

every year—such as price movements resulting from normal weather patterns, regular production and marketing cycles, model changeovers, seasonal discounts, and holidays. For this reason, seasonally adjusted data more clearly reveal the underlying cyclical trends. Seasonally adjusted data are subject to revision when seasonal factors are revised each year.

The unadjusted data are of primary interest to users who need information which can be related to the actual dollar values of transactions. Individuals requiring this information include marketing specialists, purchasing agents, budget and cost analysts, contract specialists, and commodity traders. Unadjusted data generally are used in escalating contracts such as purchase agreements or real estate leases.

Data from the Producer Price Index Revision

Each month this report presents data from the Producer Price Index (PPI) revision in table 4, "Producer price indexes for the net output of selected industries and their products." Indexes for the four industries in the pilot program to test the methodology and concepts of the PPI revision formerly appeared in table 14. Table 4 includes data for additional Standard Industrial Classification (SIC) industries (4-digit level) and Census products (7-digit level); indexes for Census product classes (5- and 6-digit levels) and more detailed sub-products (9-digit level); and, for some industries, indexes for other sources of revenue. Thus, table 4 shows all official indexes arising from the ongoing PPI revision. By 1985, table 4 will cover all 493 SIC mining and manufacturing industries.

Traditional commodity price indexes and Industry-Sector Price Indexes (ISPI's) will continue to be published. In 1983, however, an entirely new structure will replace the traditional commodity structure as the primary vehicle for releasing and analyzing price changes at the primary market level.

Kinds of product indexes

Industries listed in table 4 may be represented by one to three kinds of product indexes. Every industry has *primary product indexes* to show changes in prices received by establishments classified in the industry for products made primarily, but not exclusively, within that industry. To be classified in an industry, an establishment must have a plurality of its total shipment value accounted for by primary products. In addition, some industries also may have *secondary product indexes* to show changes in prices received by establishments classified in the industry for products

primary to some other industry. Finally, some industries have *miscellaneous receipts indexes* to show price changes in other sources of revenue received by establishments within the industry which are not derived from the sale of their products. Because of the distinction between primary and secondary products, an index for a product made in one industry may differ from the index for the same product made in another industry.

Corresponding Indexes

Some 7-digit Census products published in table 4 correspond to 8-digit commodities published in table 6. Similarly, some 4-digit SIC industries and 5-digit Census product classes in table 4 correspond to the ISPI's in tables 11, 12, and 13. In these cases, movements in the commodity or Industry-Sector Price Indexes are calculated on the basis of the movements of their counterparts in table 4. Although most such indexes continue to be published in tables 6, 11, or 13 on their original base period of 1967 = 100 or some later base, the corresponding indexes in table 4 are published on a base of the month of their introduction. Therefore, index levels for corresponding items may differ, but monthly percent changes will be identical.

A point code of ".99" immediately after an 8-digit commodity code in table 6 identifies a commodity index that is calculated from a product index in table 4. A footnote after the industry or product class title in tables 11, 12, or 13 indicates an ISPI based on an index from table 4. The aggregation of commodity price indexes into commodity grouping indexes in table 6 continues to follow the traditional methodology; similarly, stage-of-processing price indexes in table 1 also are calculated from the commodity grouping indexes as in the past.

How new indexes differ from traditional commodity indexes

New indexes differ from traditional commodity indexes in a number of respects:

(1) New indexes are *industry-based*. The entire output of each industry is sampled, including primary and secondary production and miscellaneous receipts. Traditional commodity indexes are based on a selection of the most important commodities, and most Industry-Sector Price Indexes continue to be calculated from these traditional commodity indexes. In addition, traditional ISPI's do not cover miscellaneous receipts, and prices of products are included without systematic regard for the industry classification of the producer. New indexes, on the other hand, are based on prices of primary and secondary products made by producers classified in the specified industry; as a result, new indexes apply to production within the specified industry. As data from more mining and manufacturing industries become available, additional indexes will be

constructed to cover each product regardless of the industry of origin.

(2) New indexes are easier to use with other industry-oriented economic data because they are *classified according to the SIC* and incorporate most features of the Census of Manufactures product code extensions of the SIC.

(3) New indexes use *net output values of shipments as weights*. Net output values refer to the value of shipments leaving the industry and exclude intra-industry shipments. In contrast, weights in traditional commodity price indexes and ISPI's include shipments within an industry. The resulting multiple-counting of price changes at successive stages of processing is one major defect of the traditional commodity grouping indexes. Stage-of-processing indexes partially correct this defect, but new indexes consistently correct it at all levels of aggregation. (Net output weights are not used, however, for traditional commodity indexes whose movements are based on corresponding new indexes.)

In the revision program, the relative importance of items within a product is based upon shipment value data and sampling weights from the revision survey itself. When detailed products are aggregated to the 5-digit product class and 4-digit industry levels, however, weights are taken from Census of Manufactures data, along with estimates of intra-industry

shipments from input-output tables produced by the Bureau of Economic Analysis of the U.S. Department of Commerce.

(4) New indexes emphasize *actual transaction prices at the time of shipment* to minimize the use of list prices and order prices, which occasionally have been used in traditional commodity price indexes and ISPI's. In addition, some traditional indexes have been calculated intentionally from order prices rather than from shipment prices.

(5) New indexes are based on prices reported by companies of all sizes and locations selected by *probability sampling*. In addition, individual items and transaction terms from these firms are chosen by probability techniques. (Estimates of sampling error will be published later.) In the traditional PPI program, major companies selected on a judgment basis have been asked to report prices for volume-selling items under "typical" transaction terms.

For further information on the underlying concepts and methodology of the PPI revision, see two *Monthly Labor Review* articles by John F. Early: "Improving the Measurement of Producer Price Change," April 1978; and "The Producer Price Index Revision: Overview and Pilot Survey Results," December 1979. Reprints are available from the Bureau of Labor Statistics on request.

Two Industrial Relations Reports From the Bureau of Labor Statistics

- | | | | | |
|--------------------------|---|--|----------------------------------|-----------------|
| <input type="checkbox"/> | Directory of National Unions and Employee Associations, 1979 | A factbook about union and association membership and structure in 1978. Includes names of officers and summary of significant developments in 1978 and 1979. — 139 pages. | GPO Stock No.
029-001-02503-3 | Price
\$5.00 |
|--------------------------|---|--|----------------------------------|-----------------|

Bulletin 2079

- | | | | | |
|--------------------------|----------------------------------|--|----------------------------------|-----------------|
| <input type="checkbox"/> | Bargaining Calendar, 1981 | Includes data representing virtually all major agreements scheduled to expire in 1981. Identifies by company and union the major situations in which contracts expire, deferred wage increases come due, escalator clauses are reviewed, and contracts are reopened. — 57 pages. | GPO Stock No.
029-001-02564-5 | Price
\$3.75 |
|--------------------------|----------------------------------|--|----------------------------------|-----------------|

Bulletin 2090

Note: GPO prices are subject to change without notice.

The BLS office nearest you will expedite your order.	1603 JFK Federal Bldg. Boston, Mass. 02203	P.O. Box 13309 Philadelphia, Pa. 19101	9th Floor Federal Office Bldg. 230 S Dearborn St. Chicago, Ill. 60604	911 Walnut St. Kansas City, Mo. 64106
	Suite 3400 1515 Broadway New York, N.Y. 10036	1371 Peachtree St. N.E. Atlanta, Ga. 30367	2nd Floor 555 Griffin Sq. Bldg. Dallas, Tex. 75202	450 Golden Gate Ave. Box 36017 San Francisco, Calif. 94102

You may also send your order directly to:
Superintendent of Documents
U.S. Government Printing Office
Washington, D.C. 20402

- Enclosed is check or money order payable to the Superintendent of Documents.
- Charge to my GPO deposit account no. _____
- Charge to MasterCard* Account No. _____ Expiration date _____
- Charge to VISA* Account No. _____ Expiration date _____

* Available only on orders sent directly to the Superintendent of Documents.

Name _____

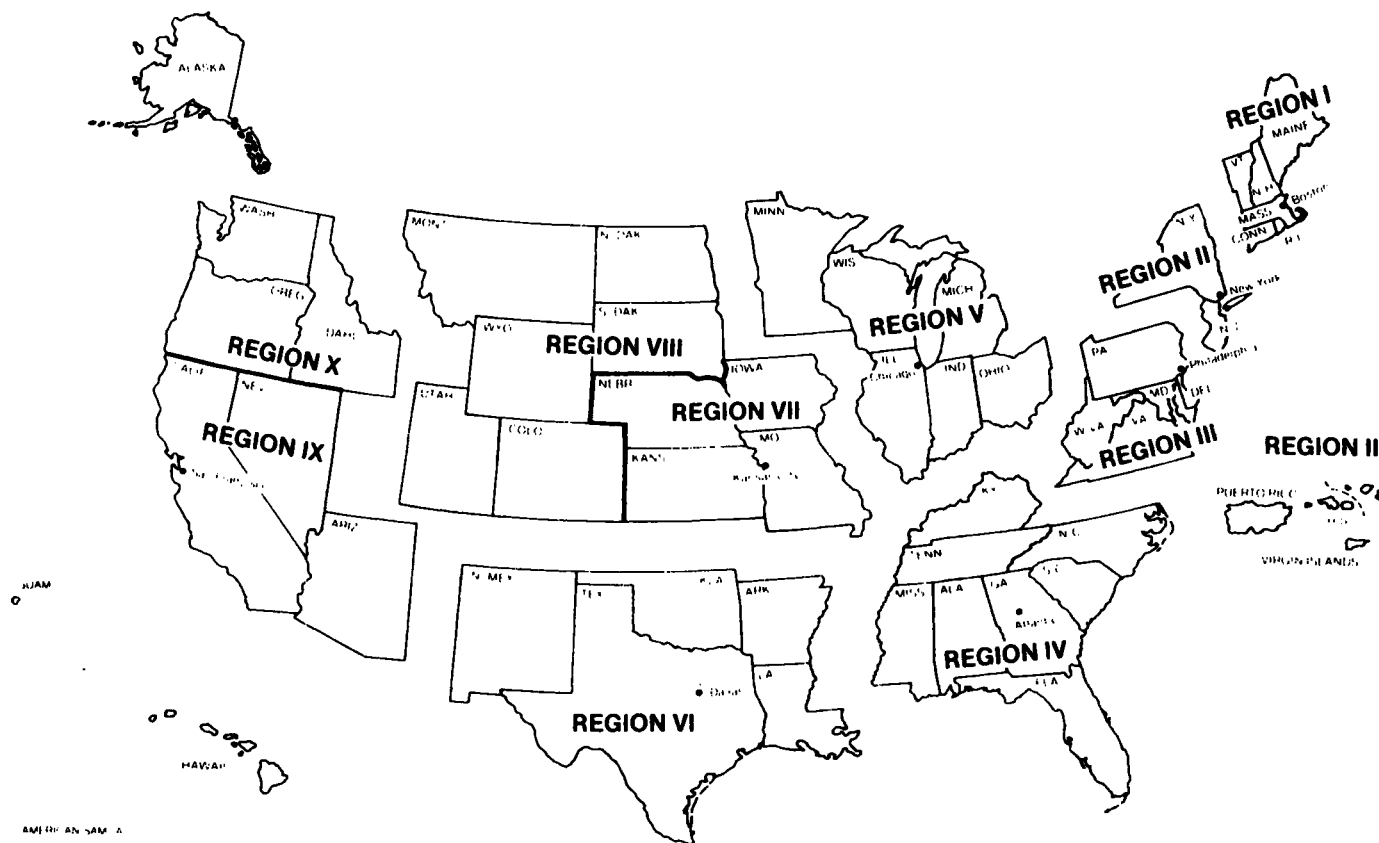
Organization
(if applicable) _____

Street address _____

City, State, and ZIP _____

Bureau of Labor Statistics

Regional Offices



Region I

1603 JFK Federal Building
Government Center
Boston, Mass. 02203
Phone: (617) 223-6761

Region II

Suite 3400
1515 Broadway
New York, N.Y. 10036
Phone: (212) 944-3121

Region III

3535 Market Street
P.O. Box 13309
Philadelphia, Pa. 19101
Phone: (215) 596-1154

Region IV

1371 Peachtree Street, N.E.
Atlanta, Ga. 30367
Phone: (404) 881-4418

Region V

9th Floor
Federal Office Building
230 S. Dearborn Street
Chicago, Ill. 60604
Phone: (312) 353-1880

Region VI

Second Floor
555 Griffin Square Building
Dallas, Tex. 75202
Phone: (214) 767-6971

Regions VII and VIII

911 Walnut Street
Kansas City, Mo. 64106
Phone: (816) 374-2481

Regions IX and X

450 Golden Gate Avenue
Box 36017
San Francisco, Calif. 94102
Phone: (415) 556-4678