


Producer Prices and Price Indexes Data for October 1982



U.S. Department of Labor
Bureau of Labor Statistics





U.S. DEPARTMENT OF LABOR
Raymond J. Donovan, Secretary

BUREAU OF LABOR STATISTICS
Janet L. Norwood, Commissioner

OFFICE OF PRICES AND LIVING CONDITIONS
Kenneth V. Dalton, Associate Commissioner

Producer Prices and Price Indexes is a monthly report on producer price movements including text, tables, and technical notes. An annual supplement contains monthly data for the calendar year, annual averages, and information on weights and changes in the sample. A subscription may be ordered from the Superintendent of Documents, U.S. Government Printing Office, Washington, D.C. 20402.

Subscription price:

\$34 a year domestic (includes
supplement)

\$8.50 additional foreign

Single copy \$5.00
Supplement \$6.00

The Secretary of Labor has determined that the publication of this periodical is necessary in the transaction of the public business required by law of this Department. Use of funds for printing this periodical has been approved by the Director of the Office of Management and Budget through July 31, 1987. Second-class postage paid at Laurel, Md. Material in this publication is in the public domain and may be reproduced without permission of the Federal Government. Please credit the Bureau of Labor Statistics.

ISSN 0161-7311

December 1982

Producer Prices and Price Indexes Data for October 1982

Contents

	<i>Page</i>		<i>Page</i>
Price movements, October 1982	1	5. Producer price indexes by durability of product	52
Quality changes for 1983 model passenger cars	4	6. Producer prices and price indexes for commodity groupings and individual items	54
Availability of computer tape for Producer Price Index Revision data	11	7. Producer prices and price indexes for refined petroleum products by region	101
Detailed product price indexes in tables 4 and 6	53	8. Producer price indexes for special commodity groupings	103
Phase-out of the Industry Sector Price Indexes	104	9. Producer price indexes for the output of selected SIC industries	105
Tables:		10. Producer price indexes for the output of selected census product classes	108
1. Producer price indexes and percent changes by stage of processing	5	11. Producer price indexes and percent changes for total railroad freight and selected STCC groups	116
2. Producer price indexes and percent changes for selected commodity groupings by stage of processing	6	12. Producer price indexes and percent changes for selected telephone services	116
3. Producer price indexes for selected stage-of-processing groupings, seasonally adjusted	10	13. Producer price indexes and percent changes for postal services	117
4. Producer price indexes for the net output of selected industries and their products	12	Technical notes	118

Price Movements

October 1982

The Producer Price Index for Finished Goods rose 0.5 percent on a seasonally adjusted basis from September to October. Following a slight decline in September caused by end-of-model-year auto discounts, the October increase of 0.5 percent was about the same as the 0.6 percent advances in July and August. The index for intermediate goods edged down 0.2 percent; it declined slightly in August and was unchanged in September. The crude materials index dropped 0.7 percent, the fifth consecutive monthly decrease. (See table A.)

Most of the October advance in the Finished Goods index was due to increases in prices for passenger cars and trucks. In September, domestic producers closed out the 1982 model year with unusually large discounts; higher prices for 1983 models are reflected in the October index. Price indexes for finished consumer foods and energy goods both edged down in October.

Before seasonal adjustment, the Producer Price Index for Finished Goods advanced 1.0 percent to 284.1 (1967=100). Over the year from October 1981 to October 1982, the Finished Goods Price Index moved up 3.6 percent. Prices for finished consumer foods rose 1.5 percent over the year, finished energy goods prices in October 1982 were virtually the same as in October

1981, the index for finished consumer goods other than foods and energy increased 5.2 percent, and capital equipment prices were up 4.5 percent. The index for intermediate goods was 0.2 percent higher than in October 1981, while crude material prices decreased 2.4 percent over the year.

Finished goods

Finished consumer goods. The Producer Price Index for finished consumer goods advanced 0.5 percent (after seasonal adjustment) in October, after edging down 0.1 percent in September. The upturn was caused primarily by an increase of 1.1 percent from September to October in the index for finished consumer goods other than foods and energy, which showed no change from August to September. Prices increased for both passenger cars (4.1 percent) and light motor trucks (6.7 percent) as domestic producers instituted price hikes for 1983 model year vehicles. (See "Quality Changes for 1983 Model Passenger Cars," page 4.) Since October 1981, the indexes for passenger cars and light motor trucks increased 2.6 and 1.7 percent, respectively. Prices for tobacco products climbed even more sharply (11.8 percent) than in the previous month (5.3 percent).

Table A. Percent changes from preceding month in selected stage-of-processing price indexes, seasonally adjusted¹

Month	Finished goods			Intermediate goods			Crude goods		
	Total	Consumer foods	Other	Total	Foods and feeds ²	Other	Total	Foodstuffs and feedstuffs	Other
1981:									
October	0.6	-0.2	0.8	0	-1.7	0.1	-1.7	-2.3	-1.1
November5	-.7	.8	.3	-2.0	.4	-1.4	-2.2	-.6
December3	-.1	.4	.2	-.2	.2	-1.4	-2.8	.1
1982:									
January5	1.1	.4	.3	2.0	.2	1.8	4.4	-.9
February	-.2	.5	-.4	-.3	.5	-.3	-.6	.7	-2.0
March	-.1	-.1	-.1	-.3	-.6	-.3	-.8	.2	-2.0
April1	1.7	-.4	-.6	2.5	-.8	1.7	3.5	-.3
May	-.1	.6	-.2	.2	1.6	.1	2.3	2.8	1.7
June	1.0	.5	1.1	.3	-.2	.3	-.1	-.8	.6
July6	-1.5	1.2	.5	-1.1	.5	-1.0	-2.7	1.0
August6	.1	.7	-.1	-.9	-.1	-.6	-1.0	-.1
September	-.1	-.5	0	0	-1.8	.1	-1.5	-3.8	1.0
October5	-.2	.7	-.2	-1.5	-.1	-.7	-1.9	.6

¹ Data for June 1982 have been revised to reflect the availability of late reports and corrections by respondents. For this reason, some of the figures shown above and elsewhere in this report may differ from

those previously reported.

² Intermediate materials for food manufacturing and feeds.

Table B. Percent changes in finished goods price indexes, selected periods¹

Month	Changes from preceding month, seasonally adjusted						Changes in finished goods from 12 months ago (unadjusted)
	Finished goods	Capital equipment	Finished consumer goods	Finished consumer goods excluding foods			
				Total	Durables	Nondurables	
1981:							
October	0.6	1.0	0.5	0.8	1.4	0.4	7.4
November5	.7	.4	.9	.9	.8	7.2
December3	.6	.2	.3	.1	.4	7.1
1982:							
January5	.5	.6	.4	-.1	.6	6.5
February	-.2	-.4	-.1	-.3	-.6	-.2	5.5
March	-.1	.5	-.3	-.4	.5	-.8	4.2
April1	.3	0	-.7	-.3	-.9	3.3
May	-.1	.4	-.2	-.5	.4	-.9	3.0
June	1.0	.7	1.1	1.3	.9	1.6	3.5
July6	.6	.5	1.4	.4	1.9	3.6
August6	.7	.6	.8	.7	.8	4.0
September	-.1	-.4	-.1	.1	-.9	.6	3.6
October5	.2	.5	.8	.8	.8	3.6

¹ Data for June 1982 have been revised to reflect the availability of late reports and corrections by respondents. For this reason, some of

the figures shown above and elsewhere in this report may differ from those previously reported.

Prices also rose for lawnmowers, drugs, electric lamps and bulbs, silver jewelry, and household flatware. In contrast, prices fell more than in September for cosmetics and for sporting and athletic goods. Prices turned down after rising in September for mobile homes, textile housefurnishings, gold jewelry, small arms and ammunition, and cutlery.

The index for finished energy goods edged down 0.1 percent, following 4 months of increases. Natural gas prices decreased 0.9 percent, after a 2.7 percent rise in September. Gasoline prices fell more than a month earlier. On the other hand, home heating oil prices rose after declining in each of the 2 previous months.

The index for finished consumer foods moved down 0.2 percent, less than the 0.5 percent drop in September. Prices turned up sharply after falling a month earlier for fresh vegetables, eggs, and processed poultry. Roasted coffee prices rose more than in September. In contrast, prices fell more in the previous month for pork and for beef and veal. Prices turned down for fresh fruits and flour base mixes after rising in September. Fish prices rose but less than a month earlier.

Capital equipment. The Producer Price Index for capital equipment moved up 0.2 percent, after declining 0.4 percent in the preceding month. Much of the reversal was due to an upturn in the index for motor vehicles, as 1983 models were introduced. Prices for agricultural machinery climbed 1.4 percent after edging up 0.1 percent in September. In contrast, prices declined for photographic equipment, fixed wing utility aircraft, and for oilfield and gasfield machinery.

Intermediate materials

The Producer Price Index for Intermediate Materials, Supplies, and Components moved down 0.2 percent seasonally adjusted in October, after showing no change in the previous month. The durable manufacturing

materials index fell 0.8 percent in the wake of a 1.0 percent jump in September that was primarily due to sharp hikes for precious metals. October prices were lower for copper, gold, lead, and several types of steel mill products. Hot rolled steel sheet and strip, aluminum, and silver registered moderate increases.

The index for nondurable manufacturing materials declined 0.7 percent, resuming the downward trend exhibited earlier in the year. Prices fell for woodpulp, paper, paperboard, industrial chemicals, synthetic fibers, and inedible fats and oils. However, increases occurred for leather and for medicinal and botanical chemicals.

The construction materials and components index rose 0.3 percent for the second consecutive month, led by advances for asphalt roofing and paving mixtures, concrete products, and environmental controls. Decreases were recorded, however, for plywood, non-ferrous wire and cable, and fabricated structural metal products.

The intermediate energy index edged down 0.1 percent, following a more sizable decline in September. Although liquefied petroleum gas prices continued to move up rapidly, prices for electric power, gasoline, and lubricating oil materials fell. The intermediate foods and feeds index continued to decrease, primarily because of lower prices for animal feeds and refined sugar. Crude vegetable oil prices turned up sharply after 4 months of substantial declines. In other categories, lower prices were registered for metal containers, mechanical power transmission equipment, and mixed fertilizers. Prices for photographic supplies rose only slightly following 5 months of much larger advances.

Crude materials

The Producer Price Index for Crude Materials for Further Processing moved down 0.7 percent on a seasonally adjusted basis, within the range of decreases

in each month since June. The decline in October was due to the index for foodstuffs and feedstuffs, which fell 1.9 percent, the fifth consecutive large monthly drop. Prices for hogs dropped sharply, and cattle prices decreased rapidly for the fourth consecutive month, although much less than in September. After rising sharply in September, prices for wheat, live poultry, and hay declined. Corn and raw cane sugar prices also fell but much less than in the preceding month. Price indexes for oilseeds and cocoa beans rose after large decreases in September.

The index for crude nonfood materials other than energy showed no change, following an advance of 1.0 percent in the previous month. Prices for logs and

timber, iron and steel scrap, and crude natural rubber moved down more than in the preceding month. After rising in September, prices for cattle hides and copper base scrap turned down. In contrast, raw cotton prices moved up after falling sharply in August and September. Prices for aluminum base scrap also turned up after falling in the previous month.

The crude energy materials index rose 0.8 percent, following a 1.0-percent increase in September. Prices for crude petroleum climbed 2.4 percent; they had shown virtually no change in any of the 5 preceding months. In contrast, natural gas prices turned down somewhat after advancing for 8 consecutive months.

Quality Changes for 1983 Model Passenger Cars

The value of quality changes for the 1983 model domestic passenger cars included in the Producer Price Index averaged \$107.66 at the manufacturing level and \$128.04 at the retail level. The estimates represent about 49.9 percent of the average increase of \$215.55 in producers' prices and about 48.5 percent of the average increase of \$263.92 in manufacturers' suggested list prices.

These estimates are based on a review by BLS of data supplied by automobile producers for 19 similarly equipped 1982 and 1983 model domestic cars priced in the Consumer and Producer Price Indexes. These estimates of quality change are also used in the Pro-

ducer Price Index for October, when most of the new model year cars are introduced. The estimates of quality change are also used in the Consumer Price Index starting in October.

The \$128.04 estimated retail value of the quality change breaks down as follows:

- \$64.65 for changes to improve fuel economy and to reduce emissions in accordance with current and anticipated Federal standards.
- \$63.39 for other changes not related to fuel economy or air quality standards such as changes for improved warranties and for improved corrosion protection.

Table 1. Producer price indexes and percent changes by stage of processing

(1967 = 100)

Grouping	Relative importance Dec. 1981 ¹	Unadjusted index			Unadjusted percent change to Oct. 1982 from:		Seasonally adjusted percent change from:		
		June 1982 ²	Sep. 1982 ²	Oct. 1982 ²	Oct. 1981	Sep. 1982	July to Aug.	Aug. to Sep.	Sep. to Oct.
Finished goods	100.000	279.9	281.4	284.1	3.6	1.0	0.6	-0.1	0.5
Finished consumer goods	79.168	280.1	282.0	284.2	3.3	.8	.6	-.1	.5
Finished consumer foods	21.895	263.4	259.9	257.8	1.5	-.8	.1	-.5	-.2
Crude	1.960	254.7	227.8	232.0	-8.6	1.8	0	-4.6	6.1
Processed	19.934	262.0	260.6	258.0	2.4	-1.0	.2	-.2	-.7
Finished consumer goods, excluding foods	57.273	284.8	289.1	293.3	4.2	1.5	.8	.1	.8
Nondurable goods less foods	38.116	328.7	338.4	339.7	4.7	.4	.8	.6	.8
Durable goods	19.157	225.9	223.2	231.1	2.9	3.5	.7	-.9	.8
Capital equipment	20.832	279.2	279.5	283.8	4.5	1.5	.7	-.4	.2
Manufacturing industries	6.601	296.4	296.5	298.5	3.8	.7	.5	-.1	0
Nonmanufacturing industries	14.231	269.5	269.8	275.1	4.8	2.0	.8	-.5	.3
Intermediate materials, supplies and components	100.000	309.9	310.7	310.0	.2	-.2	-.1	0	-.2
Materials and components for manufacturing	51.588	289.8	290.2	289.5	-.2	-.2	-.3	.5	-.3
Materials for food manufacturing	3.830	260.7	257.6	254.7	1.5	-1.1	-.3	-1.1	-.7
Materials for nondurable manufacturing	15.994	285.4	282.4	280.3	-3.6	-.7	-.1	.1	-.7
Materials for durable manufacturing	15.042	307.5	310.2	310.0	-2.1	-.1	-.3	1.0	-.8
Components for manufacturing ³	16.722	273.6	276.1	276.9	4.5	.3	.1	.5	.3
Materials and components for construction	14.814	294.5	293.4	293.2	1.1	-.1	-.4	.3	.3
Processed fuels and lubricants	16.206	581.1	593.2	590.2	-1.1	-.5	.2	-1.2	.3
Manufacturing industries	6.693	491.7	497.4	496.9	-.1	-.1	.4	-2.2	.7
Nonmanufacturing industries	9.513	659.5	677.5	672.1	-1.8	-.8	.1	-.5	0
Containers	4.202	286.5	285.5	285.1	1.5	-.1	0	.2	-.4
Supplies	13.190	273.4	272.5	272.3	2.1	-.1	.4	-.1	-.4
Manufacturing industries ³	4.223	266.7	267.3	267.4	3.6	0	-.1	.1	0
Nonmanufacturing industries	8.967	277.1	275.5	275.1	1.4	-.1	.5	-.3	-.5
Feeds	1.492	213.1	198.4	193.3	10.5	-2.6	-2.4	-3.9	-3.9
Other supplies ³	7.475	290.4	291.5	292.1	3.5	.2	.2	.1	.2
Crude materials for further processing	100.000	325.6	316.3	312.2	-2.4	-1.3	-.6	-1.5	-.7
Foodstuffs and feedstuffs	50.660	259.9	242.9	236.3	-3.8	-2.7	-1.0	-3.8	-1.9
Nonfood materials	49.340	467.7	474.3	475.4	-.8	.2	-.1	1.0	.6
Nonfood materials except fuel ⁵	35.453	370.0	369.6	372.2	-7.9	.7	-.4	.5	1.2
Manufacturing ⁴	32.378	378.9	379.1	382.4	-8.6	.9	-.4	.5	1.4
Construction	3.075	274.2	269.1	267.1	.9	-.7	.3	-.2	-.6
Crude fuel ⁵	13.887	883.9	926.3	919.4	18.0	-.7	.4	2.1	-.7
Manufacturing industries ³	7.468	1032.0	1086.1	1077.5	19.9	-.8	.5	2.4	-.8
Nonmanufacturing industries ³	6.419	780.5	813.9	808.3	15.8	-.7	.4	1.9	-.7
Special groupings									
Finished goods, excluding foods	⁶ 78.105	283.4	286.6	290.8	4.2	1.5	.7	0	.7
Intermediate materials less foods and feeds	⁷ 94.678	314.7	316.0	315.5	.3	-.2	-.1	.1	-.1
Intermediate foods and feeds	⁷ 5.322	245.1	238.4	234.8	-1.9	-1.5	-.9	-1.8	-1.5
Crude materials less agricultural products ⁴	⁹ 46.127	529.1	536.2	537.9	-1.0	.3	-.3	1.1	.7
Finished energy goods	⁶ 12.715	789.8	846.6	841.7	0	-.6	1.2	.4	-.1
Finished goods less energy	⁶ 87.285	251.9	250.9	253.9	4.1	1.2	.5	-.2	.6
Finished consumer goods less energy	⁶ 66.453	245.1	243.8	246.4	3.9	1.1	.5	-.2	.7
Finished goods less foods and energy	⁶ 65.390	248.1	248.0	252.7	5.0	1.9	.6	-.1	.8
Finished consumer goods less foods and energy	⁶ 44.558	232.1	232.0	236.7	5.2	2.0	.6	0	1.1
Consumer nondurable goods less foods and energy	⁶ 25.401	223.5	225.4	227.4	7.0	.9	.6	.7	1.2
Intermediate energy goods	⁷ 17.050	561.4	572.4	569.2	-1.1	-.6	.3	-1.4	-.1
Intermediate materials less energy	⁷ 82.950	290.8	290.6	290.1	.5	-.2	-.2	.3	-.2
Intermediate materials less foods and energy	⁷ 77.628	290.1	290.3	290.1	.7	-.1	-.1	.4	-.1
Crude energy materials ³	⁹ 33.596	792.0	810.0	816.7	3.8	.8	.2	1.0	.8
Crude materials less energy	⁹ 66.404	248.7	235.6	230.0	-5.4	-2.4	-.9	-2.8	-1.5
Crude nonfood materials less energy ⁵	⁹ 15.744	234.3	233.2	230.6	10.6	-1.1	-.6	1.0	0

¹ Comprehensive relative importance figures are computed once each year in December.

² Data for June 1982 have been revised to reflect the availability of late reports and corrections by respondents. All data are subject to revision 4 months after original publication.

³ Not seasonally adjusted.

⁴ Includes crude petroleum.

⁵ Excludes crude petroleum.

⁶ Percent of total finished goods.

⁷ Percent of total intermediate materials.

⁸ Formerly titled "Crude materials for further processing, excluding crude foodstuffs and feedstuffs, plant and animal fibers, oilseeds, and leaf tobacco."

⁹ Percent of total crude materials.

Table 2. Producer price indexes and percent changes for selected commodity groupings by stage of processing

(1967 = 100 unless otherwise indicated)

Grouping	Commodity code	Relative importance Dec. 1981 ¹	Unadjusted index		Unadjusted percent change to Oct. 1982 from:		Seasonally adjusted percent change from:		
			Sep. 1982 ²	Oct. 1982 ²	Oct. 1981	Sep. 1982	July to Aug.	Aug. to Sep.	Sep. to Oct.
Finished goods		100.000	281.4	284.1	3.6	1.0	0.6	-0.1	0.5
Finished consumer goods		79.168	282.0	284.2	3.3	.8	.6	-.1	.5
Finished consumer foods		21.895	259.9	257.8	1.5	-.8	.1	-.5	-.2
Fresh fruits	01-11	.511	237.9	224.5	-6.2	-5.6	8.7	.8	-3.1
Fresh and dried vegetables	01-13	.745	185.3	199.7	-15.2	7.8	-4.2	-7.0	4.9
Eggs	01-7	.392	173.3	177.9	-8.2	2.7	-3.2	-3.6	10.5
Bakery products	02-11	2.213	276.4	276.1	1.1	-.1	.1	-.2	-.3
Flour base mixes and doughs	02-12-02	.164	250.2	246.3	1.7	-1.6	-.4	2.1	-1.1
Milled rice	02-13	.046	183.0	183.0	-26.0	0	7.9	1.5	-.3
Other cereals	02-14	.454	284.6	282.7	-1.9	-.7	.7	-.3	-.5
Beef and veal	02-21-01	2.444	241.0	228.2	-6.1	-5.3	-1.8	-2.9	-3.2
Pork	02-21-04	1.338	278.4	265.2	14.9	-4.7	1.7	-.3	-5.0
Processed poultry	02-22	.588	182.3	177.0	.3	-2.9	1.9	-.9	3.4
Fish	02-23	.925	435.2	444.5	18.5	2.1	4.6	2.3	1.5
Dairy products	02-3	2.957	249.3	250.0	1.3	.3	-.4	.2	-.4
Processed fruits and vegetables	02-4	1.594	273.2	273.7	.7	.2	-.4	-.6	0
Confectionery end products (Dec. 1977 = 100) ³	02-55	.811	126.1	126.1	5.6	0	6.3	0	0
Soft drinks ³	02-62	1.603	318.6	321.6	3.6	.9	.4	-.6	.9
Roasted coffee	02-63-01	.742	332.4	334.7	3.0	.7	-1.1	.4	1.3
Shortening and cooking oils	02-74	.370	233.4	232.0	-2.4	-.6	-1.8	-.9	.6
Miscellaneous processed foods ³	02-8	2.273	246.9	247.7	-.9	.3	-.8	.4	.3
Finished consumer goods excluding foods		57.273	289.1	293.3	4.2	1.5	.8	.1	.8
Alcoholic beverages ³	02-61	1.673	199.1	199.2	3.9	.1	.4	.3	.1
Apparel	03-81	5.305	193.5	193.5	1.9	0	.1	.5	.1
Textile housefurnishings ³	03-82	.758	242.5	240.5	3.2	-.8	-.9	.7	-.8
Footwear	04-3	.998	248.2	249.2	4.0	.4	2.2	.2	.5
Luggage and small leather goods	04-41	.308	206.9	206.9	5.0	0	0	2.7	.2
Natural gas ³	05-31	2.573	1411.5	1399.4	22.4	-.9	.5	2.7	-.9
Gasoline	05-71	7.017	686.7	674.6	-6.8	-1.8	1.3	-.9	-1.3
Fuel oil No. 2 (Feb. 1973 = 100)	05-73-02-01	1.894	823.5	818.3	-4.7	-.6	-.1	-1.6	1.0
Finished lubricants ³	05-76	.190	351.6	351.4	1.1	-.1	.1	.1	-.1
Pharmaceutical preparations, ethical (Prescription)	06-35	.684	193.8	196.4	10.5	1.3	1.2	1.2	1.4
Pharmaceutical preparations, proprietary (Over-the-counter)	06-36	.320	254.2	257.2	8.2	1.2	1.4	0	1.1
Soaps and synthetic detergents ³	06-71	.705	253.0	253.0	4.6	0	.2	0	0
Cosmetics and other toilet preparations	06-75	.971	225.8	217.8	4.4	-3.5	1.3	-.7	-3.5
Tires, tubes, tread, etc.	07-12	.700	255.7	255.8	-.5	0	1.2	-1.9	-.2
Rubber footwear	07-13-01	.183	225.9	225.9	2.4	0	-.5	-.6	0
Disposable plastic dinnerware and tableware (June 1978 = 100) ³	07-27	.175	135.8	135.8	1.3	0	0	0	0
Consumer and commercial plastics, not elsewhere classified (June 1978 = 100) ³	07-28	.379	131.2	131.6	2.8	.3	.2	0	.3
Sanitary papers and health products ³	09-15-01	.737	355.4	355.2	2.0	-.1	1.0	.2	-.1
Newspapers (Dec. 1980 = 100) ³	09-31	5.700	121.0	121.7	9.1	.6	.2	.2	.6
Periodicals (Dec. 1980 = 100) ³	09-32	1.900	120.8	121.6	11.3	.7	.2	.8	.7
Books (Dec. 1980 = 100) ³	09-33	1.078	114.4	115.4	6.0	.9	.4	.4	.9
Electric lamps and bulbs	11-77	.209	289.9	296.8	6.2	2.4	-.2	1.8	2.2
Household furniture	12-1	1.616	231.6	231.3	3.8	-.1	.3	.2	-.3
Floor coverings	12-3	.403	180.3	180.3	-.3	0	.1	.9	-.1
Household appliances ³	12-4	1.279	200.4	200.5	5.1	0	.4	.1	0
Home electronic equipment ³	12-5	.582	87.7	88.0	-.1	.3	-.2	-.3	.3
Dinnerware	12-61	.154	283.1	286.2	3.3	1.1	.6	-.4	.6
Household glassware	12-62	.114	428.5	428.5	8.2	0	6.5	.7	.1
Household flatware ³	12-64	.156	376.4	381.4	-9.1	1.3	-1.2	3.4	1.3
Lawnmowers	12-66	.177	232.0	250.1	8.8	7.8	-.8	-2.2	7.7
Cutlery	12-67	.118	242.3	242.3	2.3	0	.9	.5	-1.5
Passenger cars	14-11-01	6.995	201.0	219.6	2.6	9.3	2.4	-6.3	4.1
Light motor trucks ³	14-11-02-71	1.072	256.7	273.9	1.7	6.7	0	-3.5	6.7
Boats (Dec. 1981 = 100) ³	14-3	.215	103.2	103.3	(*)	.1	.6	0	.1
Toys, games, and children's vehicles	15-11	.516	224.8	225.6	4.7	.4	.5	.6	.7
Sporting and athletic goods	15-12	.436	209.6	207.8	5.2	-.9	1.8	-.1	-.9
Small arms and ammunition	15-13	.149	269.0	265.6	5.2	-1.3	.3	.9	-1.8
Tobacco products	15-2	1.530	328.8	366.0	31.6	11.3	.1	5.3	11.8

See footnotes at end of table.

Table 2. Producer price indexes and percent changes for selected commodity groupings by stage of processing—Continued

(1967=100 unless otherwise indicated)

Grouping	Commodity code	Relative importance Dec. 1981 ¹	Unadjusted index		Unadjusted percent change to Oct. 1982 from:		Seasonally adjusted percent change from:		
			Sep. 1982 ²	Oct. 1982 ²	Oct. 1981	Sep. 1982	July to Aug.	Aug. to Sep.	Sep. to Oct.
Finished consumer goods excluding foods—Continued									
Mobile homes (Dec. 1974=100) ³	15-5	0.850	162.8	161.5	1.5	-0.8	0	0.2	-0.8
Jewelry, platinum & karat gold (Dec. 1978=100) ³	15-94-02	.830	190.9	190.0	3.8	-5	-1.7	16.8	-5
Other precious metal jewelry (Dec. 1978=100) ³	15-94-03	.212	161.4	164.6	-1.0	2.0	-1.9	0	2.0
Costume jewelry (Dec. 1978=100) ³	15-94-04	.342	121.2	121.6	-4.6	.3	-6	-3.9	.3
Capital equipment		20.832	279.5	283.8	4.5	1.5	.7	-.4	.2
Agricultural machinery and equipment	11-1	1.230	313.6	317.0	7.3	1.1	.5	.1	1.4
Construction machinery and equipment ³	11-2	1.429	347.5	346.6	5.6	-3	.1	.3	-3
Industrial process furnaces and ovens ³	11-34	.137	355.1	356.1	5.3	.3	.3	.1	.3
Metal cutting machine tools	11-37	.360	372.0	373.1	5.5	.3	.6	.2	0
Metal forming machine tools	11-38	.206	410.6	410.8	6.1	0	.5	-.3	.5
Pumps, compressors, and equipment	11-41	.432	348.0	347.8	4.5	-1	.2	.7	-.4
Industrial material handling equipment	11-44	.736	285.8	285.6	.6	-1	-2	.2	-.4
Fans and blowers except portable	11-47	.123	336.1	336.1	2.2	0	.4	.4	0
Food products machinery	11-61	.381	313.8	313.8	2.5	0	.6	.9	-2
Textile machinery	11-62	.300	254.2	255.8	2.9	.6	-.3	.9	.8
Woodworking machinery ³	11-63	.133	287.7	287.8	4.3	0	.2	0	0
Printing trades machinery ³	11-65	.198	296.8	294.5	3.1	-8	-1.1	-.6	-.8
Rubber working machinery (Dec. 1981=100) ³	11-66-01	.138	102.9	102.9	(*)	0	0	-.4	0
Plastics machinery (Dec. 1981=100) ³	11-66-03	.200	103.1	103.1	(*)	0	0	0	0
Chemical industry machinery ³	11-66-04	.115	426.2	427.6	5.0	.3	-2	0	.3
Integrating and measuring instruments	11-72	.199	213.2	213.7	4.8	.2	.1	.4	-.5
Generators and generator sets	11-73-02	.479	344.6	344.6	6.7	0	0	.8	-2
Transformers and power regulators ³	11-74	.494	222.5	220.6	1.5	-9	.6	-.9	-.9
Oil field and gas field machinery ³	11-91	.184	441.2	435.4	2.9	-1.3	0	-2	-1.3
Mining machinery and equipment	11-92	.139	361.9	363.0	5.6	.3	-.6	.9	.6
Office and store machines and equipment ³	11-93	1.209	152.5	152.7	3.1	.1	.3	.1	.1
Commercial furniture ³	12-2	.779	278.6	278.8	6.4	.1	.1	.2	.1
Passenger cars	14-11-01	2.266	201.0	219.6	2.6	9.3	2.4	-6.3	4.1
Light motor trucks ³	14-11-02-71	1.433	256.7	273.9	1.7	6.7	0	-3.5	6.7
Heavy motor trucks ³	14-11-02-81	1.094	289.3	317.5	7.6	9.7	(*)	-4.1	9.7
Truck trailers (June 1980=100) ³	14-14	.260	108.9	108.8	2.1	-.1	-.1	0	-.1
Fixed wing, utility aircraft (Dec. 1968=100)	14-21-11	.914	307.2	311.0	9.3	1.2	.4	1.8	-.7
Railroad equipment	14-4	.429	354.7	357.5	5.6	.8	2.0	.4	.1
Photographic equipment	15-41	.456	131.2	128.6	-.9	-2.0	.8	-.3	-1.6
Intermediate materials, supplies, and components		100.000	310.7	310.0	.2	-.2	-.1	0	-.2
Intermediate foods and feeds		5.322	238.4	234.8	-1.9	-1.5	-.9	-1.8	-1.5
Flour	02-12-01	.240	180.1	178.6	-4.6	-.8	-3.4	.6	-.3
Refined sugar (Dec. 1977=100) ³	02-53	.617	169.7	167.4	18.3	-1.4	2.8	-.1	-1.4
Confectionery materials (Dec. 1977=100) ³	02-54	.234	141.9	141.6	-12.9	-.2	-.3	-7.3	-.2
Animal fats and oils	02-71	.059	310.6	309.9	-1.1	-.2	-.9	-7.0	1.3
Crude vegetable oils	02-72	.161	149.4	162.1	-8.3	8.5	-3.6	-5.8	13.5
Prepared animal feeds	02-9	1.490	204.5	200.1	-8.3	-2.2	-.6	-2.9	-2.5
Intermediate materials less foods and feeds		94.678	316.0	315.5	.3	-.2	-.1	.1	-.1
Synthetic fibers (Dec. 1975=100)	03-1	.747	163.4	162.0	-.4	-9	.4	.1	-.7
Processed yarns and threads (Dec. 1975=100)	03-2	.955	136.6	129.5	-10.3	-5.2	-2.2	.5	-4.9
Gray fabrics (Dec. 1975=100)	03-3	1.138	143.5	143.6	-3.0	.1	0	-1.4	-.2
Finished fabrics (Dec. 1975=100)	03-4	1.682	123.8	123.4	-2.6	-.3	.5	-.2	.1
Leather	04-2	.248	309.2	309.5	-1.3	.1	-1.8	3.1	1.4
Coke oven products ³	05-2	.147	460.7	453.0	-3.6	-17	-.8	.2	-1.7
Liquefied petroleum gas ³	05-32	.743	655.6	722.0	3.2	10.1	6.7	9.1	10.1
Electric power	05-4	5.226	415.4	409.1	8.1	-1.5	-.2	.2	-.6
Gasoline	05-71	3.376	686.7	674.6	-6.8	-1.8	1.3	-.9	-1.3
Kerosene (Feb. 1973=100)	05-72-02-01	.219	788.3	774.7	-4.9	-1.7	.9	-2.3	-.7
Commercial jet fuel (Feb. 1973=100) ³	05-72-03-01	1.449	815.6	812.4	-7.7	-.4	-.2	-.1	-.4
Diesel fuel (Feb. 1973=100) ³	05-73-03-01	1.625	782.5	782.2	-6.8	0	0	-1.6	0
Residual fuel	05-74	2.421	1120.7	1125.2	-4.6	.4	-2.7	-8.6	.8
Lubricating oil materials ³	05-75	.637	888.1	867.2	-2.4	-2.4	0	0	-2.4
Industrial chemicals ³	06-1	4.313	349.3	347.6	-5.5	-.5	0	-.1	-.5
Prepared paint ³	06-21	.673	265.1	265.1	5.7	0	0	0	0
Paint materials	06-22	.702	303.0	303.0	-1.7	0	-.5	.2	.5
Medicinal and botanical chemicals ³	06-31	.219	225.3	227.6	1.0	1.0	0	-.4	1.0
Fats and oils, inedible	06-4	.195	254.1	242.3	-12.7	-4.6	-10.4	-.6	-3.2
Mixed fertilizers	06-51	.315	269.3	267.3	.3	-.7	.3	-.7	-1.0

See footnotes at end of table.

Table 2. Producer price indexes and percent changes for selected commodity groupings by stage of processing—Continued

(1967 = 100 unless otherwise indicated)

Grouping	Commodity code	Relative importance Dec. 1981 ¹	Unadjusted index		Unadjusted percent change to Oct. 1982 from:		Seasonally adjusted percent change from:		
			Sep. 1982 ²	Oct. 1982 ²	Oct. 1981	Sep. 1982	July to Aug.	Aug. to Sep.	Sep. to Oct.
Intermediate materials less foods and feeds—Continued									
Nitrogenates	06-52-01	0.301	206.9	204.9	-6.7	-1.0	1.5	0.2	-0.2
Phosphates	06-52-02	.324	282.6	284.0	-4.9	.5	-3.9	-.2	.3
Other agricultural chemicals	06-53	.328	468.2	467.3	4.4	-2	.7	1.0	.8
Plastic resins and materials	06-6	1.310	281.5	281.6	-6.0	0	1.2	1.0	0
Miscellaneous chemical products ³	06-79	1.343	311.4	311.6	4.2	.1	.2	.1	.1
Synthetic rubber	07-11-02	.289	293.4	289.1	-2.6	-1.5	-.4	0	-.4
Tires, tubes, tread, etc.	07-12	.783	255.7	255.8	-.5	0	1.2	-1.9	-2
Other miscellaneous rubber products	07-13-04	.685	297.5	297.0	12.6	-2	-.3	.8	-.3
Plastic construction products (Dec. 1969 = 100)	07-21	.256	148.8	147.9	-5.1	-6	-.3	1.1	.7
Unsupported plastic film and sheeting (Dec. 1970 = 100)	07-22	.496	213.3	213.3	2.9	0	-.4	-.3	.1
Laminated plastic sheets (Dec. 1970 = 100)	07-23	.131	181.8	181.0	-6.4	-.4	-.3	-4.2	.2
Foamed plastic products (June 1978 = 100) ³	07-24	.188	151.4	151.4	8.4	0	-1.0	3.4	0
Plastic packaging and shipping products (June 1978 = 100) ³	07-25	.359	138.4	138.3	.3	-.1	.1	-.1	-.1
Plastic parts and components for manufacturing (June 1978 = 100) ³	07-26	.694	136.6	136.6	3.2	0	0	.1	0
Softwood lumber	08-11	1.322	321.4	315.5	-2.7	-1.8	-5.1	-1.8	-.2
Hardwood lumber	08-12	.355	265.1	264.9	2.7	-.1	-.1	0	-.2
Millwork	08-2	1.182	279.5	278.6	2.7	-.3	-.2	-.2	-.1
Plywood	08-3	.648	228.4	224.0	-4.4	-1.9	-2.8	.1	-.8
Other wood products	08-4	.189	235.6	235.8	-1.7	.1	.3	-.2	.3
Woodpulp	09-11	.454	367.2	352.5	-12.4	-4.0	.4	.4	-5.1
Paper	09-13	1.580	286.0	285.6	-.8	-.1	0	-.3	-.8
Paperboard	09-14	.715	250.7	248.0	-5.2	-1.1	0	-1.8	-.7
Paper boxes and containers	09-15-03	1.923	249.2	248.9	-.2	-.1	-.2	0	-1
Building paper and board	09-2	.240	242.8	241.5	3.5	-.5	3.3	-1.0	-.2
Foundry and forge shop products	10-15	1.915	344.4	346.8	3.5	.7	.6	-.4	.1
Blast furnace and electric furnace products	10-16	.275	316.6	316.6	-2.3	0	.7	.3	.2
Steel mill products	10-17	6.716	348.4	349.8	.3	.4	.8	.6	-.1
Primary nonferrous metals ³	10-22	1.788	289.6	287.5	-11.3	-7	-.1	6.7	-.7
Secondary nonferrous metals	10-24	.455	238.6	235.6	-13.4	-1.3	-.9	4.0	-2.1
Nonferrous mill shapes	10-25	1.665	300.7	304.7	-1.1	1.3	-.1	1.8	.2
Nonferrous wire and cable ³	10-26	.749	200.5	198.3	-4.6	-1.1	.1	-.8	-1.1
Metal containers	10-3	1.069	328.7	328.7	3.3	0	-.2	.3	-1.0
Hardware	10-4	.897	280.4	280.8	4.2	.1	.7	-.1	.3
Plumbing fixtures and brass fittings	10-5	.347	277.0	277.8	1.8	.3	-2.7	1.4	.7
Heating equipment ³	10-6	.359	239.3	238.7	4.2	-.3	-.2	.3	-.3
Fabricated structural metal products	10-7	3.313	304.2	303.7	.4	-.2	.4	.2	-.3
Miscellaneous metal products	10-8	3.429	289.3	289.7	4.9	.1	-.1	.2	.1
Tractor parts (Dec. 1973 = 100) ³	11-11-51	.128	232.1	231.9	8.6	-.1	2.2	-.1	-.1
Parts for farm machinery ex. tractors (Dec. 1973 = 100)	11-12-51	.152	248.3	248.3	5.3	0	.4	.4	.2
Cutting tools and accessories ³	11-35	.309	271.7	271.9	3.9	.1	-.5	.1	-.1
Abrasive products	11-36	.254	298.4	298.4	6.3	0	.7	0	-.4
Parts for metal cutting machine tools (Dec. 1972 = 100) ³	11-37-51	.092	378.7	381.5	10.4	.7	.5	0	.7
Parts for metal forming machine tools (Dec. 1972 = 100)	11-38-51	.056	341.3	341.3	10.5	0	1.1	.5	-.1
Fluid power equipment (Dec. 1970 = 100)	11-43	.299	245.9	247.2	8.5	.5	1.2	.2	0
Mechanical power transmission equipment	11-45	.427	315.1	311.2	3.4	-1.2	0	.2	-1.2
Unitary air conditioners (Dec. 1977 = 100) ³	11-48-02	.261	135.5	135.7	3.1	.1	0	0	.1
Refrigerant compressors and compressor units (Dec. 1977 = 100) ³	11-48-04	.307	131.2	138.9	6.9	5.9	0	0	5.9
Valves and fittings	11-49-01	.613	323.1	322.5	1.9	-.2	.5	.2	-.3
Ball and roller bearings	11-49-05	.359	335.3	335.3	4.3	0	.5	.7	.2
Wiring devices	11-71	.665	325.7	326.7	4.2	.3	0	1.1	.4
Electric motors	11-73-01	.554	290.8	291.2	.6	.1	.5	.8	0
Switchgear, switchboard, etc., equipment ³	11-75	.712	260.2	260.9	3.2	.3	-.2	0	.3
Electronic components and accessories	11-78	1.577	176.4	176.5	3.5	.1	.2	.2	.7
Environmental controls (June 1980 = 100) ³	11-81	.164	117.0	119.7	8.3	2.3	.1	2.0	2.3
Parts for mining machinery and equipment (Dec. 1972 = 100)	11-92-53-01	.087	351.0	353.0	3.5	.6	-1.0	1.8	1.3
Internal combustion engines	11-94	.730	334.4	334.8	6.8	.1	1.2	-.3	.7
Flat glass ³	13-11	.517	221.1	221.1	1.2	0	0	-2.2	0
Portland cement	13-22-01-31	.564	334.6	335.6	1.6	.3	.1	.4	1.2
Concrete products	13-3	1.769	298.6	298.7	1.8	0	.4	.3	.5
Structural clay products, ex. refractories ³	13-4	.230	259.5	259.5	1.3	0	0	.3	0
Refractories	13-5	.200	341.3	341.3	10.9	0	-.5	.3	-.1
Asphalt roofing	13-6	.345	400.2	405.1	.5	1.2	1.1	2.8	.9
Gypsum products ³	13-7	.161	253.9	255.1	1.1	.5	-.7	0	.5
Glass containers	13-8	.649	357.9	358.4	6.8	.1	.7	.7	.3
Other nonmetallic minerals	13-9	1.240	466.2	470.4	-.6	.9	.5	.1	1.0
Motor vehicle parts	14-12	4.036	351.1	352.3	6.8	.3	-.2	2.5	-.1
Notions	15-3	.203	280.3	280.3	3.9	0	.7	.7	.3
Photographic supplies	15-42	.564	271.4	271.4	1.5	0	2.2	1.5	.2
Jewelers' materials and findings (Dec. 1978 = 100) ³	15-94-05	.190	146.5	145.0	-17.9	-1.0	-15.9	15.8	-1.0

See footnotes at end of table.

Table 2. Producer price indexes and percent changes for selected commodity groupings by stage of processing—Continued

(1967=100 unless otherwise indicated)

Grouping	Commodity code	Relative importance Dec. 1981 ¹	Unadjusted index		Unadjusted percent change to Oct. 1982 from:		Seasonally adjusted percent change from:		
			Sep. 1982 ²	Oct. 1982 ²	Oct. 1981	Sep. 1982	July to Aug.	Aug. to Sep.	Sep. to Oct.
Crude materials for further processing		100.000	316.3	312.2	-2.4	-1.3	-0.6	-1.5	-0.7
Crude foodstuffs and feedstuffs		50.660	242.9	236.3	-3.8	-2.7	-1.0	-3.8	-1.9
Fresh and dried fruits and vegetables	01-1	1.758	220.3	222.3	-10.7	.9	3.3	-5.3	.9
Wheat	01-21	2.779	224.4	218.0	-14.0	-2.9	-4.0	5.2	-5.6
Corn ³	01-22-02-05	4.028	162.0	160.5	-22.4	-9	-9.0	-13.8	-9
Cattle	01-31	16.435	242.1	236.5	-3.3	-2.3	-1.2	-5.2	-1.2
Hogs	01-32	4.381	286.5	261.1	20.7	-8.9	6.5	-2.2	-7.7
Live poultry	01-4	2.064	196.5	177.1	-4.6	-9.9	-6.1	2.8	-3.1
Fluid milk	01-6	9.529	281.9	285.0	-3.2	1.1	-1.1	-4	-6
Hay	01-81	.815	217.6	205.5	-15.0	-5.6	-11.4	16.7	-7.8
Oilseeds	01-83	3.022	200.1	193.3	-15.6	-3.4	2.4	-10.3	.4
Green coffee ³	01-91-01	1.645	304.8	304.8	6.9	0	-3.3	-1.3	0
Cocoa beans	01-91-02	.281	302.5	301.7	-25.0	-3	3.4	-6.0	1.2
Cane sugar, raw ³	02-52-01-01	1.569	297.2	292.2	33.2	-1.7	2.7	-8.0	-1.7
Crude nonfood materials		49.340	474.3	475.4	-.8	.2	-.1	1.0	.6
Raw cotton ³	01-51-01-01	1.085	200.5	202.4	-5.5	.9	-6.4	-5.6	.9
Leaf tobacco	01-92-01-01	1.955	282.9	277.5	9.3	-1.9	5.2	-5	1.7
Cattle hides	04-11	.629	335.2	324.8	-10.5	-3.1	-.6	2.1	-8.2
Coal ³	05-1	4.438	541.4	539.7	5.7	-.3	.1	.4	-.3
Natural gas ³	05-31	10.576	1411.5	1399.4	22.4	-.9	.5	2.7	-.9
Crude petroleum ³	05-61	18.583	718.8	735.8	-6.6	2.4	0	0	2.4
Potash	06-52-03	.215	260.7	260.2	-5.9	-.2	.9	.4	.4
Crude natural rubber	07-11-01	.266	222.4	218.4	-4.5	-1.8	-1.2	-2.5	-6.7
Logs, timber, etc.(Dec. 1981=100) ³	08-5	2.180	93.2	90.8	(*)	-2.6	-1.8	-1.5	-2.6
Wastepaper	09-12	.300	116.0	116.0	-29.7	0	1.4	-.6	-.1
Iron ore ³	10-11	.766	282.1	282.1	4.6	0	0	0	0
Iron and steel scrap	10-12	2.500	211.4	204.7	-32.9	-3.2	2.0	-1.2	-2.5
Copper base scrap	10-23-01	1.112	130.5	130.6	-21.2	.1	-3.7	9.6	-2.1
Aluminium base scrap	10-23-02	.682	292.7	292.7	-30.0	0	3.2	-1.3	1.7
Sand, gravel, and crushed stone	13-21	2.967	283.0	283.6	7.1	.2	1.4	.3	.3

¹ Comprehensive relative importance figures are computed once each year in December. Data shown are expressed as a percent of total finished goods, total intermediate materials, or total crude materials. Data shown will not add up to 100.000 because not all commodity components of each stage-of-processing (SOP) index are shown; relative importance figures shown account for about 89 percent of total finished goods, about 88 percent of total intermediate materials, and about 96 percent of total crude materials. For each commodity component of the Finished Goods Index which is allocated to both capital equipment and finished consumer goods excluding foods,

the relative importance figure shown reflects only the share allocated to the SOP grouping under which it is listed. For example, the relative importance figure shown for household furniture under the SOP grouping for finished consumer goods excluding foods includes the share allocated to that SOP grouping but not the share allocated to capital equipment.

² All data are subject to revision 4 months after original publication.

³ Not seasonally adjusted.

⁴ Not available.

Table 3. Producer price indexes for selected stage-of-processing groupings, seasonally adjusted

(1967 = 100)

Year and month	Index									
	Finished goods	Finished consumer foods	Finished consumer goods excluding foods	Capital equipment	Intermediate materials	Intermediate foods and feeds	Intermediate materials excluding foods	Crude materials	Crude foodstuffs and feedstuffs	Crude nonfood materials
1978:										
January	188.0	195.9	180.2	192.2	207.8	190.4	209.0	215.2	196.6	254.1
February	189.4	200.0	180.4	193.2	209.1	192.6	210.3	218.8	201.5	254.7
March	190.4	201.1	181.3	194.5	210.5	198.5	211.3	222.8	207.0	255.9
April	192.6	205.0	183.2	195.4	211.6	202.4	212.2	230.7	215.8	261.5
May	193.9	206.0	184.4	196.9	213.3	203.8	214.0	232.8	217.0	265.8
June	195.6	208.8	185.7	198.5	214.8	203.2	215.6	239.1	223.3	272.0
July	197.2	209.6	187.7	199.7	215.6	201.9	216.5	237.7	219.1	276.5
August	197.5	207.3	188.8	201.3	217.1	203.4	218.1	235.2	214.7	277.9
September	199.4	209.4	190.6	202.9	218.7	205.7	219.6	240.0	219.7	282.4
October	200.6	213.0	191.0	203.5	221.1	210.5	221.8	245.7	226.1	286.7
November	202.2	213.5	192.9	205.5	223.2	210.5	224.1	247.0	226.4	290.1
December	204.3	216.6	194.8	206.8	224.5	214.1	225.2	248.8	227.9	292.6
1979:										
January	206.7	220.3	197.0	208.3	226.8	217.6	227.5	255.4	236.6	294.8
February	208.9	224.2	198.4	209.9	228.9	221.8	229.3	261.8	243.3	300.2
March	210.7	226.2	200.3	211.4	231.6	222.3	232.2	267.3	248.0	307.5
April	212.6	227.6	202.6	213.2	234.9	225.5	235.6	271.2	252.3	310.5
May	213.7	225.6	205.1	214.6	237.9	224.4	238.8	272.5	250.3	319.0
June	215.0	223.1	208.2	215.9	240.4	224.9	241.5	275.3	248.4	331.7
July	217.3	223.6	211.6	217.5	244.5	231.4	245.4	277.6	251.1	333.2
August	219.4	224.7	214.9	217.7	247.7	227.0	249.2	273.2	243.8	335.3
September	223.1	227.4	219.8	219.6	251.6	229.0	253.2	280.0	248.6	346.3
October	225.5	227.4	223.6	221.5	255.7	228.3	257.7	282.5	248.4	354.5
November	228.5	231.5	226.8	223.1	258.2	229.0	260.3	286.2	250.5	361.8
December	230.4	232.3	229.2	225.1	260.6	231.1	262.7	289.1	251.4	368.9
1980:										
January	234.2	231.7	235.4	228.2	267.1	227.6	269.9	289.0	245.8	380.7
February	237.3	231.4	240.7	230.0	272.0	239.2	274.4	295.1	251.4	387.6
March	239.9	233.4	243.7	232.1	273.9	234.8	276.8	289.0	245.2	381.8
April	241.8	230.6	247.2	235.6	274.2	230.9	277.4	283.2	235.5	384.5
May	242.6	231.8	247.9	236.3	276.0	241.2	278.6	287.5	241.5	385.1
June	244.8	233.2	250.6	238.1	278.5	242.9	281.0	289.2	243.2	386.9
July	248.8	240.6	253.4	240.9	281.1	251.3	283.3	304.0	260.9	395.3
August	252.0	246.9	255.3	243.3	284.0	265.3	285.3	318.2	277.2	405.0
September	252.5	246.9	256.0	244.0	285.3	265.3	286.7	320.3	275.7	414.7
October	255.1	248.8	258.1	248.2	287.9	279.4	288.4	325.5	279.9	422.1
November	256.8	249.5	260.5	249.6	290.4	284.0	290.9	329.0	280.4	431.8
December	257.8	249.2	261.9	250.9	293.4	267.6	295.2	325.7	272.2	439.2
1981:										
January	260.8	250.7	265.5	253.8	297.1	269.9	299.1	329.1	272.8	449.0
February	262.8	250.4	268.3	256.0	298.4	261.1	301.1	332.1	265.0	475.4
March	265.7	252.3	272.1	257.9	301.5	255.3	304.9	328.4	260.9	472.8
April	268.2	252.7	275.5	260.2	304.1	257.3	307.6	333.2	264.2	480.6
May	268.8	253.3	275.6	262.0	305.7	255.6	309.5	333.7	260.9	489.6
June	270.3	254.5	277.1	264.1	306.9	255.1	310.8	336.9	265.0	490.8
July	271.3	256.6	277.4	265.6	308.1	251.0	312.3	337.6	264.9	493.2
August	272.1	256.8	277.9	267.4	309.7	251.4	314.1	334.4	261.9	489.7
September	272.6	255.5	279.3	267.8	309.8	242.5	314.8	328.4	252.0	492.2
October	274.2	255.0	281.4	270.5	309.7	238.3	315.1	322.7	246.1	486.9
November	275.5	253.2	283.8	272.5	310.6	233.6	316.3	318.1	240.8	483.9
December	276.3	253.0	284.6	274.1	311.1	233.2	316.9	313.6	234.1	484.6
1982:										
January	277.8	255.9	285.6	275.4	312.0	237.8	317.6	319.3	244.5	480.3
February	277.3	257.1	284.7	274.3	311.1	238.9	316.5	317.3	246.1	470.6
March	276.9	256.8	283.6	275.7	310.1	237.4	315.5	314.7	246.7	461.2
April	277.1	261.1	281.7	276.5	308.3	243.4	313.1	320.1	255.4	459.8
May	276.9	262.7	280.4	277.5	308.8	247.3	313.4	327.4	262.5	467.8
June	279.7	263.9	284.1	279.5	309.6	246.9	314.3	327.0	260.5	470.5
July	281.3	260.0	288.1	281.2	311.0	244.1	316.0	323.7	253.4	475.4
August	283.0	260.3	290.3	283.1	310.7	241.8	315.8	321.9	250.8	475.0
September	282.6	258.9	290.6	282.1	310.8	237.4	316.2	317.0	241.3	479.8
October	283.9	258.5	293.0	282.7	310.3	233.8	315.9	314.7	236.6	482.5

NOTE: Data for June 1982 have been revised to reflect the availability of late reports and corrections by respondents. All data are subject to revision 4 months after original publication.

Availability of Computer Tape for Producer Price Index Revision Data

A subfile computer tape for Producer Price Index Revision (PPIR) indexes is now available to the public for the first time. Previously, only Producer Price Indexes (PPI) and Industry Sector Price Indexes (ISPI) were available on tape. These tapes will continue to be produced separately; however, users are encouraged to acquaint themselves with the PPIR subfile.

The subfile contains every PPIR index which has been published for at least 1 month. Each series will contain all published historical and current PPIR index values and, for those recently introduced PPIR indexes with a corresponding PPI commodity or ISPI historical index, a set of historical PPI/ISPI index values rebased to the PPIR index base date. This creates a continuous data base and will enable users to convert to the PPIR

subfile from the PPI subfile.

As new PPIR series are introduced each January and July, they will be added to the subfile. The following May and November, when the originally published January and July PPI/ISPI index values are revised and become final, all historical data from corresponding PPI/ISPI indexes will be rebased and attached to the appropriate PPIR series.

The PPIR subfile may be bought the same way as the PPI subfile. The purchase price is \$85. For questions about buying the tape, please contact Brenda Kyle at (202) 523-1075. Questions concerning the contents of the subfile should be referred to Marybeth Tschetter or Peter Kuhmerker at (202) 272-5120.

Table 4. Producer price indexes for the net output of selected industries and their products

Industry and product ¹	Industry code	Product code	Index base	Index			Percent change to Oct. 1982 from —			
				June 1982 ²	Sep. 1982 ²	Oct. 1982 ²	Sep. 1982	July 1982	Apr. 1982	Oct. 1981
Anthracite	1111		12/79	153.8	153.8	153.8	0.0	0	-0.5	3.9
Primary products			12/79	152.5	152.5	152.5	0	0	-1.1	2.5
Prepared anthracite shipped		1111-2	12/79	154.5	154.5	154.5	0	0	-5	4.1
Stove		1111-206	12/79	151.3	151.1	151.1	0	-1	-1	8.4
Chestnut		1111-207	12/79	150.9	150.9	150.9	0	0	0	9.7
Pea		1111-208	12/79	160.3	160.3	160.3	0	0	-1.7	4.0
Buckwheat no. 1		1111-209	12/79	149.0	149.0	149.0	0	0	0	4.4
Buckwheat no. 2		1111-211	12/79	160.8	160.8	160.8	0	0	-1.3	4.9
Buckwheat no. 4		1111-213	12/79	143.9	143.9	143.9	0	0	-2.1	(³)
Buckwheat no. 5		1111-214	12/79	112.0	(³)	112.0	(³)	0	0	(³)
Bituminous Coal and Lignite		1211		12/81	103.8	105.1	105.0	-1	.5	1.5
Primary products	1211-P		12/81	103.8	104.2	103.9	-3	0	1.0	(³)
Prepared	1211-A		12/81	103.4	104.7	104.6	-1	4	1.6	(³)
Steam electric utilities	1211-2		12/81	103.7	105.6	105.2	-4	.5	1.7	(³)
North Appalachia	1211-211		12/81	101.5	104.2	102.3	-1.8	-1.6	1.2	(³)
Spot	1211-211 C01		12/81	91.2	116.4	(³)	(³)	(³)	(³)	(³)
Contract	1211-211 C07		12/81	102.9	102.5	102.5	0	-2.0	1.0	(³)
South Appalachia	1211-212									
Contract	1211-212 C07		12/81	98.2	98.7	99.3	.6	.5	1.5	(³)
Midwest	1211-213		12/81	108.6	109.3	109.5	.1	.1	1.0	(³)
Contract	1211-213 C07		12/81	109.8	110.7	110.8	.1	.2	1.1	(³)
West	1211-214		12/81	105.1	109.0	109.1	0	3.8	4.0	(³)
Contract	1211-214 C07		12/81	105.1	109.0	109.1	0	3.8	4.0	(³)
Metallurgical/coke producer	1211-3		12/81	102.6	101.8	101.9	.2	-5	.7	(³)
High volatile	1211-31		12/81	101.5	100.1	100.2	.1	-9	-1.3	(³)
North Appalachia	1211-311		12/81	99.7	97.2	97.2	0	-2.6	-3.3	(³)
Contract	1211-311 C07		12/81	(³)	97.2	97.2	0	(³)	-3.3	(³)
South Appalachia	1211-312									
Contract	1211-312 C07		12/81	102.6	101.7	101.8	.1	-2	-5	(³)
West	1211-314		12/81	99.4	100.7	100.7	0	.7	1.3	(³)
Low volatile	1211-33		12/81	103.4	103.5	104.2	.6	.6	3.8	(³)
North Appalachia	1211-331									
Contract	1211-331 C07		12/81	99.0	104.7	105.0	.3	5.3	6.2	(³)
South Appalachia	1211-332									
Contract	1211-332 C07		12/81	106.1	103.5	104.4	.9	(³)	3.1	(³)
All other industrial	1211-4		12/81	101.3	100.3	102.7	2.5	-6	2.3	(³)
North Appalachia	1211-411									
Contract	1211-411 C07		12/81	93.9	(³)	99.5	(³)	3.7	4.5	(³)
South Appalachia	1211-412		12/81	(³)	102.8	102.6	-2	-3.7	(³)	(³)
Contract	1211-412 C07		12/81	(³)	102.5	102.2	-3	-4.4	(³)	(³)
Midwest	1211-413									
Contract	1211-413 C07		12/81	103.1	106.0	107.2	1.1	1.1	5.1	(³)
Export	1211-6		04/82	(³)	100.7	100.4	-3	2.3	.4	(³)
South Appalachia	1211-612	04/82	(³)	100.9	100.9	0	3.1	.9	(³)	
Contract	1211-612 C07	04/82	(³)	100.9	100.9	0	.8	.9	(³)	
West	1211-614	04/82	(³)	102.6	98.3	-4.1	-3.8	-1.7	(³)	
Contract	1211-614 C07	04/82	(³)	102.6	98.3	-4.1	-3.8	-1.7	(³)	
Unprepared (raw)	1211-1	12/81	105.2	102.6	101.8	-8	-1.3	-1.1	(³)	
For preparation at other establishments	1211-101	12/81	103.5	98.8	(³)	(³)	(³)	(³)	(³)	
For use without preparation	1211-102	12/81	107.9	108.7	108.9	.2	.7	1.2	(³)	
Construction sand and gravel	1442		06/82	100.0	100.2	100.5	.3	.5	(³)	(³)
Primary products		1442-P	06/82	100.0	99.9	100.2	.3	.2	(³)	(³)
Construction sand		1442-3	06/82	100.0	100.0	100.1	0	0	(³)	(³)
Northeast region		1442-3A	06/82	100.0	100.0	100.0	0	0	(³)	(³)
Mid-Atlantic		1442-32	06/82	100.0	100.0	100.0	0	0	(³)	(³)
Concrete aggregate and concrete products		1442-321	06/82	100.0	100.0	100.0	0	0	(³)	(³)
North Central region		1442-3B	06/82	100.0	100.1	100.1	0	.2	(³)	(³)
East North Central		1442-33	06/82	100.0	100.1	100.1	0	.3	(³)	(³)
Concrete aggregate and concrete products		1442-331	06/82	100.0	99.7	99.7	0	0	(³)	(³)
Asphaltic and other aggregate and bituminous paving mixture		1442-333	06/82	100.0	101.4	101.4	0	(³)	(³)	(³)
West North Central		1442-34								
Concrete aggregate and concrete products		1442-341	06/82	100.0	100.0	100.0	0	0	(³)	(³)
South region		1442-3C	06/82	100.0	100.1	100.3	.2	.1	(³)	(³)
South Atlantic		1442-35	06/82	100.0	100.7	101.5	.8	1.5	(³)	(³)
Concrete aggregate and concrete products		1442-351	06/82	100.0	100.9	101.9	1.0	1.9	(³)	(³)
East South Central		1442-36								
Concrete aggregate and concrete products		1442-361	06/82	(³)	(³)	(³)	(³)	(³)	(³)	(³)
West South Central		1442-37	06/82	100.0	98.6	98.0	-6	-2.6	(³)	(³)
Concrete aggregate and concrete products		1442-371	06/82	100.0	98.2	97.5	-8	-3.3	(³)	(³)
West region		1442-3D	06/82	100.0	99.9	99.8	-1	-2	(³)	(³)
Pacific		1442-39	06/82	100.0	99.9	99.9	0	-1	(³)	(³)
Concrete aggregate and concrete products		1442-391	06/82	100.0	99.8	99.8	0	-2	(³)	(³)
Fill, road base and other		1442-395	06/82	100.0	100.0	100.0	0	0	(³)	(³)
Construction gravel		1442-5	06/82	100.0	99.8	100.3	.5	.3	(³)	(³)
Northeast region		1442-5A	06/82	100.0	98.8	98.8	0	-1.3	(³)	(³)
New England		1442-51	06/82	100.0	97.0	97.0	0	-3.3	(³)	(³)
Concrete aggregate and concrete products		1442-511	06/82	100.0	97.4	97.4	0	-2.6	(³)	(³)
Fill, road base and other		1442-515	06/82	100.0	96.4	96.4	0	-4.1	(³)	(³)
Mid-Atlantic		1442-52	06/82	100.0	100.0	100.0	0	0	(³)	(³)

See footnotes at end of table.

Table 4. Producer price indexes for the net output of selected industries and their products—Continued

Industry and product ¹	Industry code	Product code	Index base	Index			Percent change to Oct. 1982 from —			
				June 1982 ²	Sep. 1982 ²	Oct. 1982 ²	Sep. 1982	July 1982	Apr. 1982	Oct. 1981
Construction sand and gravel—Continued										
North Central region		1442-5B	06/82	100.0	99.4	99.5	0.1	-0.5	(?)	(?)
East North Central		1442-53	06/82	100.0	99.1	99.3	.2	-7	(?)	(?)
Concrete aggregate and concrete products		1442-531	06/82	100.0	100.0	100.4	.4	.4	(?)	(?)
Asphaltic and other aggregate and bituminous paving mixture		1442-533	06/82	100.0	95.2	95.2	0	-4.8	(?)	(?)
Fill, road base and other		1442-535	06/82	100.0	100.0	(?)	(?)	(?)	(?)	(?)
West North Central		1442-54	06/82	100.0	100.1	100.1	.0	0	(?)	(?)
Concrete aggregate and concrete products		1442-541	06/82	100.0	100.1	100.1	.0	0	(?)	(?)
Asphaltic and other aggregate and bituminous paving mixture		1442-543	06/82	100.0	100.0	100.0	0	0	(?)	(?)
South region		1442-5C	06/82	100.0	100.6	101.9	1.3	1.9	(?)	(?)
South Atlantic		1442-55	06/82	100.0	101.6	102.2	.6	2.2	(?)	(?)
Concrete aggregate and concrete products		1442-551	06/82	100.0	102.4	102.4	0	2.4	(?)	(?)
Asphaltic and other aggregate and bituminous paving mixture		1442-553	06/82	100.0	100.0	104.4	4.4	(?)	(?)	(?)
Fill, road base and other		1442-555	06/82	100.0	100.0	100.0	0	0	(?)	(?)
East South Central		1442-56	06/82	100.0	100.0	100.0	0	0	(?)	(?)
Concrete aggregate and concrete products		1442-561	06/82	100.0	100.0	100.0	0	(?)	(?)	(?)
Fill, road base and other		1442-565	06/82	100.0	100.0	(?)	(?)	(?)	(?)	(?)
West South Central		1442-57	06/82	100.0	100.2	102.6	2.4	2.6	(?)	(?)
Concrete aggregate and concrete products		1442-571	06/82	100.0	100.9	104.0	3.1	(?)	(?)	(?)
Asphaltic and other aggregate and bituminous paving mixture		1442-573	06/82	100.0	96.6	96.4	1.8	(?)	(?)	(?)
West region		1442-5D	06/82	100.0	100.2	100.3	.1	.3	(?)	(?)
Pacific		1442-59	06/82	100.0	100.2	100.4	.2	.4	(?)	(?)
Concrete aggregate and concrete products		1442-591	06/82	100.0	100.5	100.9	.4	.9	(?)	(?)
Asphaltic and other aggregate and bituminous paving mixture		1442-593	06/82	100.0	100.0	100.0	0	0	(?)	(?)
Secondary products		1442-S	06/82	100.0	108.8	108.8	0	(?)	(?)	(?)
Industrial sand	1446		06/82	100.0	99.4	99.1	-3	-8	(?)	(?)
Primary products		1446-P	06/82	100.0	99.3	98.7	-7	-1.3	(?)	(?)
Glass sand		1446-1	06/82	100.0	100.0	100.0	0	0	(?)	(?)
Molding sand		1446-5	06/82	100.0	100.0	100.0	0	0	(?)	(?)
Other industrial sand, n.e.c.		1446-9	06/82	100.0	98.1	96.2	-1.9	-3.8	(?)	(?)
Abrasive sand, including blast sand		1446-90101	06/82	100.0	100.0	100.0	0	0	(?)	(?)
Hydraulic fracture sand		1446-90103	06/82	100.0	83.3	87.1	-6.7	-12.9	(?)	(?)
Other industrial sand, n.e.c.		1446-90109	06/82	100.0	100.1	100.1	0	.1	(?)	(?)
Meat packing plants	2011		12/80	106.8	101.7	97.5	-4.1	-6.1	-4.5	-0.6
Primary products		2011-P	12/80	107.0	102.2	97.7	-4.4	-6.0	-4.3	-2
Miscellaneous byproducts of meatpacking plants, except sausage casings		2011-C	12/80	92.3	86.4	84.5	-2.2	-7.6	-4.4	-13.6
Killing floor offal, scrap, bones etc.		2011-C55	12/80	81.5	74.8	(?)	(?)	(?)	(?)	(?)
Beef, not canned or made into sausage		2011-1	12/80	106.5	95.7	90.7	-5.2	-10.1	-11.3	-5.9
Whole carcass beef		2011-112	12/80	109.3	96.6	91.1	-5.8	-11.1	-12.4	-5.8
USDA choice beef carcasses		2011-11202	12/80	110.7	94.8	91.0	-4.0	-12.3	-13.5	-5.4
USDA good beef carcasses		2011-11203	12/80	105.4	94.9	89.7	-5.5	-7.7	-12.9	-9.9
USDA utility beef carcasses		2011-11204	12/80	100.3	94.2	89.1	-5.4	-8.0	-3.9	-4.8
Other USDA graded and ungraded beef carcasses		2011-11298	12/80	107.9	98.9	91.1	-7.8	-10.0	-10.9	-6.0
Primal and fabricated beef cuts		2011-117	12/80	104.6	96.5	91.7	-4.9	-9.9	-10.4	-5.9
Boneless beef, including hamburger		2011-131	12/80	92.1	90.4	89.7	-8	-1.1	-1.6	-2.5
Variety meats (edible organs)		2011-151	12/80	87.6	79.6	75.8	-4.8	-10.8	-16.3	-20.8
Veal, not canned or made into sausage		2011-2	12/80	96.5	91.6	88.5	-3.4	-6.5	-6.1	-2.7
Whole carcass veal		2011-212	12/80	96.3	90.2	86.5	-4.0	-7.7	-7.5	-4.0
Pork, fresh and frozen		2011-4	12/80	109.1	116.7	111.4	-4.6	0	8.8	11.1
Primal cuts including trimmings		2011-417	12/80	109.9	118.0	111.9	-5.2	-7	9.3	12.2
Boston butts		2011-41701	12/80	120.5	138.8	114.2	-17.8	-11.1	5.4	13.1
Pork loins		2011-41702	12/80	125.9	131.8	125.6	-4.7	-4.5	6.7	12.9
Other primal cuts		2011-41798	12/80	106.5	113.7	109.6	-3.6	1.3	10.3	12.0
Variety meats (fresh edible organs)		2011-451	12/80	92.2	108.9	104.5	-4.0	13.4	17.0	10.5
Lard		2011-5	12/80	108.6	102.8	103.2	.4	-1.2	.7	-2.2
Lard, commercial sizes (over 3 lbs.)		2011-517	12/80	109.1	101.7	102.1	.4	-2.1	1.2	-2.2
Pork, processed or cured, including frozen (not canned or made into sausage)		2011-6	12/80	114.2	125.5	121.1	-3.5	4.9	13.2	17.7
Hams and picnics, except canned		2011-631	12/80	104.6	112.8	116.7	3.5	12.3	18.3	17.3
Hams		2011-63101	12/80	103.7	113.4	118.7	4.7	14.4	20.8	20.5
Slab bacon		2011-635	12/80	121.7	143.3	128.8	-10.1	.9	15.1	31.5
Sliced bacon		2011-641	12/80	128.0	144.1	129.2	-10.3	-8	9.2	17.0
Sausage and similar products (not canned)		2011-7	12/80	109.9	110.9	110.0	-3.8	1.2	8.5	8.4
Fresh sausage, pork sausage, breakfast links, etc.		2011-711	12/80	115.6	119.3	123.1	3.2	6.8	17.3	19.8
Fresh pork sausage, roll, artificial casing		2011-71101	12/80	116.2	120.6	125.2	3.9	6.3	18.2	20.0
Dry and semidry sausage (salami, cervelat, summer sausage, pepperoni, pork rolls, etc.)		2011-717	12/80	100.7	99.6	98.9	-8	-1.8	7.3	4.8
Frankfurters and wieners		2011-721	12/80	112.1	110.1	105.9	-3.8	-2.7	2.2	1.4
Frankfurters, skinless, all meat		2011-72101	12/80	114.5	111.8	106.8	-4.5	-3.8	1.8	1.6
Other sausage, smoked or cooked (bologna, liverwurst, Polish sausage, packaged lunchmeat, etc.)		2011-735	12/80	106.4	108.1	106.0	-1.9	.4	7.0	6.7
Bologna, all meat		2011-73501	12/80	102.2	103.9	103.2	-7	.9	12.8	6.6
Other smoked or cooked sausages		2011-73598	12/80	109.0	110.6	107.7	-2.6	.1	3.9	6.8
Hides, skins, and pelts		2011-9	12/80	92.2	85.6	83.0	-3.0	-6.5	-11.1	-10.3

See footnotes at end of table.

Table 4. Producer price indexes for the net output of selected industries and their products—Continued

Industry and product ¹	Industry code	Product code	Index base	Index			Percent change to Oct. 1982 from —			
				June 1982 ²	Sep. 1982 ²	Oct. 1982 ²	Sep. 1982	July 1982	Apr. 1982	Oct. 1981
Meat packing plants—Continued										
Cattle hides, except kip		2011-912	12/80	91.2	84.6	82.0	-3.1	-6.6	-11.3	-10.3
Packer, branded cow		2011-91202	12/80	83.9	83.0	79.8	-3.9	-2.8	-10.1	-5.0
Packer, native steer, heavy		2011-91203	12/80	81.3	82.1	80.0	-2.5	-1.7	-8	-3.2
Packer, butt brander		2011-91205	12/80	96.4	91.4	92.1	.7	(³)	0	(³)
Other cattle hides		2011-91298	12/80	93.7	83.8	80.1	-4.4	-9.1	-16.5	-16.3
Other hides, skins, and pelts, except kip		2011-997	12/80	122.2	(³)	117.2	(³)	-4.3	-7.9	-9.8
Miscellaneous receipts		2011-M	12/80	115.2	110.6	107.9	-2.5	-6.4	-2	6.4
Contract work and other miscellaneous receipts		2011-XY9	12/80	106.4	106.8	(³)	(³)	(³)	(³)	(³)
Resales		2011-Z89	12/80	115.5	(³)	107.9	(³)	-6.6	-2	6.5
Secondary products		2011-S	12/80	98.3	92.4	91.9	-5	-6.1	-6.2	-10.4
Prepared meats manufactured from animals slaughtered off premises		2013-S	12/80	112.3	109.5	100.6	-8.1	(³)	3.6	8.9
Poultry dressing, poultry and egg processing										
Primary products	2018	2018-P	12/81	109.7	107.8	104.8	-2.8	-5.5	.5	(³)
Young chicken		2018-1	12/81	112.7	108.2	102.4	-5.3	-10.2	-3.4	(³)
Bulk broilers/wet ice pack		2018-133	12/81	113.5	107.7	102.1	-5.2	-10.7	-4.8	(³)
Grade A bulk whole broilers/wet ice pack		2018-13301	12/81	114.5	109.0	102.9	-5.6	-11.2	-3.8	(³)
Other wet ice bulk broilers, including parts		2018-13398	12/81	112.0	105.7	100.9	-4.5	-9.9	-6.4	(³)
Tray pack broilers		2018-136	12/81	110.2	106.1	99.9	-5.9	(³)	-2.5	(³)
Other broilers including frozen		2018-139	12/81	109.9	114.6	110.1	-3.9	-5.0	3.0	(³)
Turkeys		2018-3	12/81	111.7	117.8	120.9	2.6	5.9	14.8	(³)
Young turkeys		2018-323	12/81	113.4	119.9	123.0	2.6	5.9	15.1	(³)
Hens, whole, Grade A frozen		2018-32301	12/81	111.5	(³)	126.2	(³)	10.6	16.6	(³)
Toms, whole, Grade A frozen		2018-32302	12/81	108.5	119.9	121.6	1.4	6.8	19.9	(³)
Other young turkey		2018-32398	12/81	120.0	(³)	121.0	(³)	.1	9.4	(³)
Processed poultry and small game		2018-5	12/81	104.1	105.3	105.3	0	.6	4.1	(³)
Turkey, cooked or smoked		2018-521	12/81	106.1	(³)	(³)	(³)	(³)	(³)	(³)
Chicken, cooked or smoked		2018-523	12/81	101.3	101.9	101.6	-.4	(³)	.6	(³)
Liquid, dried and frozen eggs		2018-9	12/81	92.5	89.6	87.3	-2.5	-4.6	-6.9	(³)
Dried whole eggs		2018-915	12/81	85.7	84.6	88.4	4.5	3.2	-6.4	(³)
Frozen or liquid egg yolks		2018-953	12/81	83.5	89.3	91.8	2.8	6.3	1.5	(³)
Frozen or liquid whole eggs		2018-955	12/81	84.9	82.9	86.0	3.8	-2.6	-5.6	(³)
Secondary products		2018-S	12/81	112.1	119.6	108.5	-9.3	-4.4	8.3	(³)
Natural and processed cheese										
Primary products	2022	2022-P	06/81	100.9	101.2	102.4	1.1	1.2	2.1	2.7
Natural cheese, except cottage cheese		2022-1	06/81	101.7	101.7	102.5	.8	.9	1.2	2.4
American-type cheese		2022-102	06/81	101.2	101.2	102.0	.8	.8	1.0	1.7
Cheddar cheese		2022-10201	06/81	100.9	101.0	102.0	1.1	1.2	1.2	1.8
Other American-type cheese		2022-10211	06/81	101.2	101.3	102.5	1.1	1.3	1.4	2.2
Italian-type cheese		2022-103	06/81	100.0	99.9	100.8	.9	1.1	.6	.7
Mozzarella cheese		2022-10301	06/81	101.4	101.0	101.4	.3	.2	1.0	.9
Other Italian-type cheese		2022-10311	06/81	100.8	100.9	101.3	.3	.2	2.1	1.3
Swiss cheese		2022-105	06/81	102.3	101.2	101.5	.3	0	-.5	.4
Other natural cheese, except cottage		2022-105	06/81	100.4	(³)	(³)	(³)	(³)	(³)	(³)
Other natural cheese, except cottage		2022-111	06/81	101.5	101.6	102.4	.8	.9	.8	2.0
Processed cheese and related products		2022-2	06/81	102.3	102.3	103.2	.9	.9	1.5	3.2
Processed cheese		2022-211	06/81	100.4	100.3	101.4	1.1	1.0	1.3	1.3
Cheese food		2022-213	06/81	106.2	106.3	107.2	.9	.9	2.4	(³)
Cheese spread		2022-215	06/81	105.8	106.1	107.3	1.1	1.4	2.9	7.7
Miscellaneous receipts		2022-M	06/81	100.3	102.5	102.8	.3	.2	2.8	2.8
Resales		2022-Z89	06/81	100.3	102.6	102.9	.3	.2	2.8	2.9
Secondary products		2022-S	06/81	95.3	96.0	100.4	4.6	5.0	9.6	5.3
Fluid milk		2026-S	06/81	99.6	101.0	101.1	.1	.5	1.4	.9
Canned fruits and vegetables										
Primary products	2033	2033-P	06/81	106.5	104.5	104.9	.4	-1.7	-.4	1.6
Canned fruits, except baby food		2033-1	06/81	107.4	105.1	105.5	.3	-1.6	-.3	1.9
Apples		2033-112	06/81	106.9	103.1	103.5	.4	-3.0	-1.7	.6
Fruits for salads		2033-134	06/81	101.6	101.6	100.5	-1.1	(³)	-1.1	.2
Fruit pie fillings		2033-162	06/81	91.2	90.9	92.2	1.5	1.5	1.2	-5.8
Applesauce		2033-171	06/81	96.7	87.3	87.3	0	-11.7	-18.7	-12.8
Olives, ripe and green ripe		2033-173	06/81	107.5	107.9	107.5	-.4	-.3	-2.8	1.5
Peaches, including spiced		2033-174	06/81	130.1	127.4	127.4	0	(³)	-2.1	(³)
Pears, including spiced		2033-175	06/81	111.5	106.8	105.8	-1.0	-6.7	3.5	-.1
Canned vegetables, except hominy and mushrooms		2033-2	06/81	91.7	93.0	96.0	3.2	.2	3.1	-1.8
Fresh lima beans		2033-203	06/81	102.6	100.9	100.7	-2	-2.1	-.9	1.5
Beans, green and wax (including blue lake)		2033-207	06/81	105.3	101.5	102.5	1.0	.7	-2.6	2.1
Carrots		2033-215	06/81	91.6	91.1	91.2	.1	-2.2	-2.3	-6.9
Vegetable combinations		2033-235	06/81	97.1	97.2	(³)	(³)	(³)	(³)	(³)
Spinach		2033-255	06/81	103.0	109.4	111.1	1.6	3.4	7.7	(³)
White potatoes		2033-275	06/81	115.9	115.9	115.7	-.2	3.7	-3.9	13.6
Beets		2033-293	06/81	120.7	120.5	120.8	.2	.6	4.8	11.6
Sweet corn, whole kernel		2033-294	06/81	112.3	115.7	115.9	.2	1.9	12.7	13.1
Green peas		2033-296	06/81	97.0	89.9	89.9	0	-7.4	-5.7	-2.8
Tomatoes		2033-297	06/81	95.5	92.7	92.7	0	-4.0	-1.2	-2.4
Canned hominy and mushrooms		2033-3	06/81	114.4	119.3	117.3	-1.7	-.3	-.7	6.9
Mushrooms		2033-321	06/81	90.9	90.1	90.5	.4	.8	-3.3	-9.8
Canned fruit juices, nectars, and concentrates		2033-4	06/81	89.9	89.0	89.4	.5	.9	-3.6	-10.7
Apple juice		2033-411	06/81	103.1	103.3	102.9	-.4	.2	0	1.0
Pineapple juice		2033-428	06/81	113.9	113.9	111.0	-2.5	-.2	-.9	5.5
			06/81	110.4	107.6	111.2	3.3	(³)	3.0	6.1

See footnotes at end of table.

Table 4. Producer price indexes for the net output of selected industries and their products—Continued

Industry and product ¹	Industry code	Product code	Index base	Index			Percent change to Oct. 1982 from —			
				June 1982 ²	Sep. 1982 ²	Oct. 1982 ²	Sep. 1982	July 1982	Apr. 1982	Oct. 1981
Canned fruits and vegetables—Continued										
Grapefruit juice		2033-431	06/81	96.5	96.5	96.5	0	0	0	-3.5
Other whole fruit juices and mixtures of whole fruit juices		2033-472	06/81	104.2	104.2	104.2	0	.7	.3	2.9
Canned vegetable juices		2033-5								
Tomato juice		2033-515	06/81	114.4	114.3	113.5	-.6	-1.3	.9	5.7
Catsup and other tomato sauces, etc.		2033-6	06/81	118.4	115.3	115.6	.2	-2.4	-.4	3.7
Tomato sauces		2033-614	06/81	112.8	111.6	111.8	.3	-1.0	-.8	5.7
Catsup		2033-621	06/81	121.4	118.6	119.1	.5	(³)	4.0	2.5
Tomato paste		2033-662	06/81	(³)	118.2	118.2	0	-3.9	(³)	(³)
Tomato pulp and puree		2033-691	06/81	118.8	111.0	110.9	-.1	-6.7	-6.0	.5
Jams, jellies and preserves		2033-8	06/81	110.4	104.5	110.1	5.4	1.6	7.7	7.1
Strawberry jams and preserves		2033-811	06/81	101.6	106.3	(³)	(³)	(³)	(³)	(³)
Other jams and preserves		2033-815	06/81	111.6	112.2	112.2	0	6.8	.5	.4
Grape jelly		2033-821	06/81	101.7	100.5	94.5	-6.0	-6.0	-1.3	(³)
Other jellies		2033-825	06/81	(³)	(³)	(³)	(³)	(³)	(³)	(³)
Miscellaneous receipts		2033-M	06/81	87.4	83.7	83.7	.1	-7.9	-8.2	-13.5
Resales		2033-Z89	06/81	87.1	82.0	82.0	-.1	-9.4	-9.1	-14.9
Secondary products		2033-S	06/81	103.4	104.2	105.1	.9	-.8	-.7	2.5
Canned specialties		2032-S	06/81	97.1	98.9	98.1	-.8	.8	-.8	1.9
Other secondary products		2033-SSS	06/81	103.7	104.5	106.9	2.2	-2.0	-1.1	1.5
Frozen fruits and vegetables		2037-S	06/81	107.2	107.2	107.2	.0	0	0	4.2
Pickles, sauces and salad dressings										
Primary products	2035	2035-P	06/81	102.3	103.1	103.4	.2	.4	1.9	3.0
Pickles and other pickled products		2035-2	06/81	102.7	103.0	103.3	.3	.4	1.1	2.5
Dill pickles		2035-211	06/81	104.4	104.7	105.1	.3	.5	.7	2.6
Sweet pickles		2035-215	06/81	104.1	104.4	105.2	.7	.8	1.5	3.7
Other finished pickled products		2035-233	06/81	107.3	107.3	107.3	0	0	0	3.3
Unfinished pickled products		2035-298	06/81	104.3	104.7	104.7	0	0	-.2	1.2
Meat sauces		2035-3	06/81	104.2	105.2	(³)	(³)	(³)	(³)	(³)
Prepared mustard		2035-311	06/81	105.9	107.7	107.7	0	0	1.7	7.7
Mayonnaise, salad dressings and sandwich spreads		2035-4	06/81	101.3	106.5	106.5	0	0	5.1	6.4
Salad dressing		2035-411	06/81	101.2	101.2	101.6	.4	.5	1.3	1.6
Mayonnaise		2035-423	06/81	102.4	102.4	103.2	.8	(³)	3.8	(³)
Sandwich spread, refrigerated dressing and other spoon-type dressings		2035-429	06/81	100.4	100.3	100.8	.5	.6	.6	1.0
French dressing		2035-431	06/81	100.0	100.0	100.0	0	0	0	(³)
Cheese, low calorie and other pourable-type dressings		2035-439	06/81	99.1	98.8	98.8	0	0	0	-.3
Secondary products		2035-S	06/81	101.4	101.7	101.7	0	.2	.2	1.6
Other secondary products		2035-SSS	06/81	101.6	103.6	103.6	0	.4	3.6	4.0
Frozen fruits and vegetables										
Primary production	2037	2037-P	06/81	101.7	104.0	104.0	0	.5	4.1	4.4
Frozen fruits, juices and ades		2037-1	06/81	103.6	104.6	104.7	.1	.8	1.9	2.5
Frozen blueberries		2037-163	06/81	103.1	104.1	104.3	.1	.9	.4	1.3
Frozen orange juice		2037-179	06/81	94.8	94.9	94.9	0	-.3	-3.2	-4.7
Frozen orange juice, over one gallon		2037-17901	06/81	102.0	107.5	109.6	2.0	7.5	6.4	7.3
Frozen orange juice, 16 oz. to one gallon		2037-17902	06/81	91.2	91.0	91.0	0	-.5	-5.8	-7.9
Frozen orange juice, 10.1 to 13 oz		2037-17903	06/81	91.9	93.2	93.0	-.2	(³)	.7	(³)
Frozen orange juice, 4.1 to 7 oz		2037-17904	06/81	(³)	93.3	93.3	0	0	(³)	(³)
Frozen grapefruit juice		2037-183	07/81	91.1	91.1	91.1	0	-.5	-5.0	(³)
Frozen grapefruit juice, 4.1 to 7 oz		2037-18301	07/81	93.0	93.0	93.0	0	0	-7.0	(³)
Frozen grapefruit juice, all other sizes		2037-18302	07/81	(³)	88.7	88.7	0	6.2	(³)	(³)
Frozen lemonade		2037-189	06/81	(³)	88.7	88.7	0	(³)	(³)	(³)
Frozen lemonade, 10.1 to 13 oz		2037-18902	06/81	(³)	92.8	92.8	0	0	(³)	(³)
Frozen grape juice		2037-191	06/81	(³)	94.4	(³)	(³)	(³)	(³)	(³)
Frozen grape juice, 10.1 to 13 oz		2037-19102	06/81	(³)	108.3	108.3	0	0	(³)	(³)
Other frozen fruit and berry juice, concentrated		2037-195	06/81	(³)	110.4	110.4	0	0	(³)	(³)
Citrus pulp		2037-197	06/81	100.6	101.0	101.0	0	.4	.6	1.3
Frozen vegetables		2037-2	06/81	84.4	84.3	84.3	0	.1	1.4	-7.9
Frozen green beans		2037-213	06/81	109.5	111.3	111.6	.2	1.7	2.9	5.6
Frozen broccoli		2037-225	06/81	108.0	110.1	110.8	.6	.2	4.8	7.7
Frozen brussels sprouts		2037-231	06/81	101.3	101.3	(³)	(³)	(³)	(³)	(³)
Frozen carrots		2037-233	06/81	115.7	115.7	115.6	-.1	-.1	3.6	6.6
Frozen cauliflower		2037-235	06/81	114.2	112.7	112.9	.2	.3	1.4	12.9
Frozen green peas		2037-241	06/81	110.3	111.0	110.9	-.1	.5	2.5	5.8
Frozen spinach		2037-242	06/81	129.8	130.7	(³)	(³)	(³)	(³)	(³)
Frozen succotash		2037-243	06/81	103.0	103.0	(³)	(³)	(³)	(³)	(³)
Other frozen combinations		2037-246	06/81	111.8	110.1	109.4	-.7	-2.1	(³)	4.4
Frozen french fried potatoes		2037-248	06/81	110.2	110.2	110.2	0	0	1.8	8.5
Frozen french fried potatoes, two lbs. and under		2037-24801	06/81	107.2	111.2	111.7	.5	4.4	4.4	4.5
Frozen french fried potatoes, over two lbs.		2037-24802	06/81	100.0	102.3	101.7	-.6	5.6	3.5	3.8
Other frozen potato products		2037-249	06/81	108.7	113.0	113.8	.7	4.2	4.6	4.6
Frozen sweet cut corn, yellow		2037-253	06/81	107.4	105.9	109.1	3.0	1.1	1.5	3.8
Frozen sweet cob corn, yellow		2037-255	06/81	123.9	(³)	119.3	(³)	-4.4	-3.2	(³)
Other frozen vegetables		2037-255	06/81	119.2	119.2	118.5	-.6	-.6	1.6	10.4
Miscellaneous receipts		2037-298	06/81	106.5	(³)	107.1	(³)	-.5	.7	4.5
Secondary products		2037-M	06/81	123.6	123.6	123.6	0	0	23.1	29.2
Canned fruits and vegetables		2037-S	06/81	94.8	95.7	95.6	0	.9	-.1	-4.5
All other secondary products		2033-S	06/81	90.6	90.9	90.8	0	.2	.2	-9.4
Prepared feeds, n.e.c.	2048	2037-SSS	06/81	100.2	102.0	102.0	0	1.8	0	(³)
			12/80	86.4	81.9	80.4	-1.9	-6.8	-6.8	-8.2

See footnotes at end of table.

Table 4. Producer price indexes for the net output of selected industries and their products—Continued

Industry and product ¹	Industry code	Product code	Index base	Index			Percent change to Oct. 1982 from —			
				June 1982 ²	Sep. 1982 ²	Oct. 1982 ²	Sep. 1982	July 1982	Apr. 1982	Oct. 1981
Prepared feeds, n.e.c.—Continued										
Primary products		2048-P	12/80	85.4	80.8	79.3	-1.8	-6.9	-6.9	-8.6
Poultry feeds, egg type, broiler and turkey		2048-1	12/80	81.3	74.7	72.2	-3.4	-10.8	-10.4	-11.8
Starter-grower, complete		2048-111	12/80	76.9	70.0	67.2	-3.9	-12.5	-12.3	-14.3
Layer-breeder, complete		2048-115	12/80	85.6	79.7	77.8	-2.5	-8.2	-7.3	-7.7
Broiler, complete		2048-116	12/80	78.5	71.3	68.2	-4.3	-13.2	-12.8	-13.8
Layer-breeder, supplements and concentrates		2048-117	12/80	90.1	89.1	87.9	-1.4	-2.0	-3.5	-4.9
Turkey, complete		2048-118	12/80	84.3	76.0	74.1	-2.4	-10.4	-10.6	(?)
Dairy cattle feeds, complete		2048-2	12/80	82.4	78.9	78.0	-1.1	-5.8	-5.9	-9.4
Dairy cattle feed, supplements and concentrates		2048-3	12/80	88.0	83.6	82.6	-1.3	-4.8	-5.9	-7.2
Swine feeds, complete		2048-4	12/80	90.0	85.6	84.5	-1.4	-7.9	-6.2	-5.2
Swine feed, supplements and concentrates		2048-5	12/80	91.8	88.2	86.8	-1.5	-5.3	-5.7	-5.0
Beef cattle feeds, complete		2048-6	12/80	93.1	91.4	91.1	-2	-2.5	-1.3	-4.0
Beef cattle feed, supplements and concentrates		2048-7	12/80	86.6	85.5	84.7	-1.0	-2.2	-2.2	-8.2
Other poultry and livestock feeds, including duck, geese, horse, mule, etc.		2048-8	12/80	96.3	92.4	91.0	-1.5	-5.0	-5.1	-3.0
Horse and mule, complete feed		2048-816	12/80	99.8	96.9	96.0	-1.0	-3.8	-3.1	3.7
Other livestock (sheep, etc.), supplements and concentrates		2048-819	12/80	99.6	88.9	87.2	-2.0	-10.1	-9.2	-8.4
Other prepared animal feeds		2048-9	12/80	86.6	81.7	83.5	2.1	.7	-4.4	-8.1
Grain, ground, rolled, pulverized, chopped, or crimped, excluding cormeal		2048-911	12/80	72.9	71.5	71.0	-6	-2.4	-2.1	-6.1
Mineral mixture, including oyster shells, prepared for feed use		2048-922	12/80	107.1	103.8	104.0	.2	-2.5	-3.4	-2.4
Miscellaneous receipts		2048-M	12/80	93.0	89.0	87.1	-2.2	-6.2	-5.8	-8.4
Contract work and other miscellaneous receipts		2048-XY9	12/80	(?)	(?)	(?)	(?)	(?)	(?)	(?)
Resales		2048-Z89	12/80	92.9	88.7	86.6	-2.4	-6.5	-6.1	-8.7
Secondary products		2048-S	12/80	97.1	94.7	94.2	-5	-2.3	-4.0	-1.3
Dog, cat and other pet food		2047-S	12/80	93.9	91.5	90.7	-9	-3.1	-4.2	-3.4
Other secondary products		2048-SSS	12/80	100.8	98.4	98.4	0	-1.5	-3.8	1.1
Bread, cake, and related products										
Primary products	2051	2051-P	06/80	113.8	114.6	114.4	-2	.1	1.0	2.6
Bread		2051-1	06/80	113.2	114.2	114.0	-2	0	1.0	2.2
White bread		2051-1A	06/80	113.0	114.2	114.2	-1	.1	1.1	2.9
White pan bread		2051-11A	06/80	112.6	113.3	113.2	-1	-1	.8	2.3
White pan bread		2051-111	06/80	111.8	112.6	112.5	-1	-1	.6	1.9
White pan bread, Northeast		2051-11101	06/80	117.1	(?)	(?)	(?)	(?)	(?)	(?)
White pan bread, North Central		2051-11102	06/80	109.9	(?)	(?)	(?)	(?)	(?)	(?)
White pan bread, South		2051-11103	06/80	108.3	(?)	109.4	(?)	-5	.6	1.5
White pan bread, West		2051-11104	06/80	113.7	(?)	114.5	(?)	0	1.1	3.0
White hearth bread		2051-113	06/80	120.1	120.5	120.7	.1	.5	2.9	4.8
Other bread		2051-1B	06/80	114.4	117.2	117.2	0	.5	1.8	5.1
Dark wheat bread		2051-115	06/80	115.2	118.9	118.9	0	.1	1.6	6.7
Rye bread		2051-117	06/80	113.2	113.8	113.8	0	0	1.5	2.1
Other variety bread		2051-128	06/80	115.0	117.7	117.7	0	2.3	2.6	3.8
Bread type rolls, stuffing, and crumbs		2051-2	06/80	113.0	113.8	113.6	-2	.3	1.4	.1
Bread type rolls		2051-23	06/80	113.3	114.2	113.9	-3	.3	1.3	.2
Hamburger and weiner rolls		2051-233	06/80	112.0	112.6	112.7	.2	.4	.5	-1.0
Brown and serve rolls		2051-235	06/80	(?)	(?)	(?)	(?)	(?)	(?)	(?)
English muffins		2051-236	06/80	118.0	121.1	121.0	-1	2.5	2.5	1.7
Other bread type rolls		2051-239	06/80	119.2	120.4	117.4	-2.4	-1.7	2.5	3.9
Bread stuffing, croutons, and bread crumbs		2051-241	06/80	109.8	(?)	109.8	(?)	0	1.6	(?)
Sweet yeast goods		2051-3	06/80	117.7	117.8	118.1	.2	.1	.9	4.3
Yeast raised doughnuts		2051-313	06/80	112.9	112.9	112.9	0	0	.5	7.0
Other sweet yeast goods		2051-398	06/80	118.9	119.1	119.5	.3	.2	1.1	3.2
Soft cakes		2051-4	06/80	111.9	113.3	112.2	-1.0	-6	.4	1.1
Snack cakes		2051-413	06/80	113.1	(?)	(?)	(?)	(?)	(?)	(?)
Other soft cakes		2051-418	06/80	109.4	113.1	113.1	-1	.9	4.0	1.5
Pies		2051-5	06/80	113.6	113.6	113.3	-3	-3	-3	3.3
Snack pies		2051-513	06/80	113.5	(?)	(?)	(?)	(?)	(?)	(?)
Cake type doughnuts		2051-7	06/80	112.3	112.5	112.7	.2	.4	.4	3.1
Miscellaneous receipts		2051-M	06/80	116.2	116.4	116.1	-3	.6	1.3	4.7
Resales of bread and related products		2051-Z75	06/80	(?)	113.9	113.9	0	.6	(?)	(?)
Resales of rolls, stuffing and crumbs		2051-Z7512	06/80	130.8	130.2	130.2	0	2.6	-4	6.7
Resales of sweet yeast goods		2051-Z7513	06/80	109.6	(?)	108.6	(?)	-9	-1.6	.4
Resales of soft cakes		2051-Z7514	06/80	114.5	(?)	(?)	(?)	(?)	(?)	(?)
Resales of cake type doughnuts		2051-Z7517	06/80	111.4	111.4	111.4	0	0	0	.2
Secondary products		2051-S	06/80	112.9	(?)	112.9	(?)	0	0	(?)
Other secondary products		2051-SSS	06/80	(?)	(?)	(?)	(?)	(?)	(?)	(?)
Raw cane sugar mills										
Primary products	2061	2061-P	06/82	100.0	103.1	101.6	-1.5	-6.5	(?)	(?)
Raw cane sugar		2061-1	06/82	100.0	103.9	102.2	-1.7	-7.1	(?)	(?)
Cane sugar refining										
Primary products	2062	2062-P	06/82	100.0	103.8	102.0	-1.8	.3	(?)	(?)
Refined cane sugar		2062-1	06/82	100.0	103.8	102.0	-1.8	.3	(?)	(?)
Granulated cane sugar		2062-1A	06/82	100.0	104.8	101.7	-3.0	-8	(?)	(?)
Consumer units		2062-112	06/82	100.0	106.7	103.7	-2.8	1.2	(?)	(?)
Commercial units		2062-114	06/82	100.0	103.6	101.7	-1.9	-5	(?)	(?)
Bulk shipments		2062-115	06/82	100.0	103.1	98.7	-4.3	-3.7	(?)	(?)
Liquid sugar or syrup		2062-15	06/82	100.0	102.6	102.7	.1	2.5	(?)	(?)
Sucrose type		2062-153	06/82	100.0	100.6	(?)	(?)	(?)	(?)	(?)
Invert or partially invert type		2062-156	06/82	100.0	104.1	104.3	.1	4.6	(?)	(?)

See footnotes at end of table.

Table 4. Producer price indexes for the net output of selected industries and their products—Continued

Industry and product ¹	Industry code	Product code	Index base	Index			Percent change to Oct. 1982 from —			
				June 1982 ²	Sep. 1982 ²	Oct. 1982 ²	Sep. 1982	July 1982	Apr. 1982	Oct. 1981
Beet sugar processing	2063		06/82	100.0	107.3	107.5	0.2	3.7	(³)	(³)
Primary products		2063-P	06/82	100.0	107.3	107.5	.2	3.7	(³)	(³)
Beet sugar		2063-1	06/82	100.0	108.2	108.3	.1	4.5	(³)	(³)
Granulated beet sugar		2063-1X	06/82	100.0	107.4	107.5	.1	4.0	(³)	(³)
Bulk shipments		2063-115	06/82	100.0	107.4	(³)	(³)	(³)	(³)	(³)
Other products and byproducts		2063-2	06/82	100.0	99.0	99.8	.8	-3.8	(³)	(³)
Soybean oil mill products	2075		12/79	93.6	82.9	82.0	-1.1	-11.5	-12.2	-13.6
Primary products		2075-P	12/79	92.8	82.0	81.9	-1	-10.9	-11.0	-12.7
Soybean oil		2075-1								
Crude soybean oil		2075-11	12/79	73.6	65.2	70.4	8.0	-5.3	-3.3	-7.7
Soybean oil, crude, degummed		2075-113	12/79	70.8	62.7	62.8	.1	-12.8	(³)	-15.3
Soybean oil, crude, not degummed		2075-115	12/79	77.2	68.2	80.3	17.7	4.1	6.1	2.1
Soybean cake, meal, and other byproducts		2075-2	12/79	103.3	91.2	87.9	-3.6	-13.4	-14.2	-14.9
Soybean byproducts, meal		2075-211	12/79	103.5	91.3	88.0	-3.6	-13.5	-14.3	-15.1
Miscellaneous receipts		2075-M	12/79	98.1	80.9	70.8	-12.5	-25.1	-28.1	-26.6
Shortening and cooking oils	2079		12/81	100.1	97.5	97.3	-.2	-2.7	-2.5	(³)
Primary products		2079-P	12/81	100.3	98.1	97.4	-.8	-3.0	-2.4	(³)
Shortening and cooking oils		2079-1	12/81	99.7	97.6	96.5	-1.1	-3.1	-2.7	(³)
Baking or frying fats (shortening), 100% vegetable oil		2079-113	12/81	100.6	97.4	96.5	-1.0	-4.2	-4.9	(³)
Commercial sizes, over 3 lbs.		2079-11303	12/81	100.9	96.6	95.3	-1.3	(³)	-6.6	(³)
Baking or frying fats (shortening), 100% animal fats or blends of vegetable and animal fats		2079-115	12/81	106.5	104.4	102.6	-1.7	-2.2	1.6	(³)
Commercial sizes, over 3 lbs.		2079-11507	12/81	(³)	(³)	103.2	(³)	(³)	(³)	(³)
All other salad or cooking oils		2079-159	12/81	98.6	95.9	96.3	.4	(³)	-1.9	(³)
All other fully refined oils		2079-198	12/81	99.7	96.9	94.0	-3.0	-6.4	-3.4	(³)
Margarine		2079-2	12/81	101.9	99.4	99.6	.2	-2.7	-1.5	(³)
Secondary products		2079-S	12/81	98.9	96.1	97.9	1.8	-.8	-1.0	(³)
Malt beverages	2082		06/82	100.0	100.4	100.0	-.4	.2	(³)	(³)
Primary products		2082-P	06/82	100.0	100.4	100.0	-.4	.2	(³)	(³)
Canned beer		2082-1	06/82	100.0	100.6	100.0	-.6	.2	(³)	(³)
Light beer in cans		2082-111	06/82	100.0	101.0	101.0	0	1.0	(³)	(³)
Regular beer in cans		2082-112	06/82	100.0	100.6	99.8	-.7	.1	(³)	(³)
Bottled beer		2082-2	06/82	100.0	99.9	99.9	0	0	(³)	(³)
Returnable bottles		2082-211								
Regular beer in returnable bottles		2082-21112	06/82	(³)	(³)	(³)	(³)	(³)	(³)	(³)
Nonreturnable bottles		2082-221	06/82	100.0	99.7	99.7	0	0	(³)	(³)
Light beer in nonreturnable bottles		2082-22111	06/82	100.0	100.0	100.0	0	0	(³)	(³)
Regular beer in nonreturnable bottles		2082-22112	06/82	100.0	99.7	99.7	0	0	(³)	(³)
Barrels and kegs		2082-3								
Regular beer in barrels and kegs		2082-312	06/82	100.0	100.0	100.0	0	0	(³)	(³)
Other fermented malt beverages and byproducts		2082-4	06/82	100.0	101.2	101.3	.1	1.6	(³)	(³)
Malt liquor		2082-411	06/82	100.0	100.0	100.0	0	0	(³)	(³)
Ale		2082-421	06/82	100.0	100.1	(³)	(³)	(³)	(³)	(³)
Soft drinks	2086		06/81	104.0	104.0	105.2	1.1	.6	1.1	3.5
Primary products		2086-P	06/81	104.3	104.5	105.7	1.1	.8	1.2	3.5
Carbonated soft drinks		2086-3	06/81	104.2	104.5	105.7	1.2	.9	1.2	3.4
Cola, excluding diet cola		2086-301	06/81	102.2	102.6	104.0	1.4	.9	1.0	2.4
Cola, bottled, excluding diet cola		2086-30101	06/81	105.4	105.6	106.2	.6	.4	.7	3.9
Cola, excluding diet, returnable bottles		2086-30111	06/81	107.3	108.2	109.4	1.0	1.7	2.0	6.6
Cola, excluding diet, nonreturnable bottles		2086-30112	06/81	(³)	(³)	100.4	(³)	-2.1	(³)	-1.1
Cola, excluding diet, cans (returnable and nonreturnable)		2086-30121	06/81	96.8	97.5	100.4	2.9	1.8	1.8	-.2
Cola, excluding diet, bulk		2086-30131	06/81	102.6	(³)	103.2	(³)	(³)	.3	2.9
Other carbonated drinks, including diet cola		2086-302	06/81	106.3	106.5	107.5	1.0	.8	1.5	4.3
Carbonated orange soda		2086-30202	06/81	102.9	103.8	104.1	.2	.9	1.3	3.0
Carbonated lemon, lime and lemon-lime combinations		2086-30203	06/81	104.1	104.9	105.7	.7	1.0	3.9	3.7
Root beer and sarsaparilla		2086-30204	06/81	105.0	107.0	107.1	.1	1.3	1.7	5.2
Ginger ale		2086-30205	06/81	106.3	107.8	108.3	.5	1.0	2.3	(³)
Carbonated grape soda		2086-30206	06/81	102.1	102.1	(³)	(³)	(³)	(³)	(³)
Club soda		2086-30207	06/81	116.0	116.4	116.4	0	(³)	(³)	(³)
Other carbonated nondiet flavors		2086-30209	06/81	108.2	107.3	107.3	0	0	-.2	5.0
Diet cola		2086-30211	06/81	105.5	105.5	109.1	3.5	1.7	0	4.7
Other carbonated diet flavors		2086-30219	06/81	109.4	109.3	111.0	1.5	1.2	2.7	4.4
Noncarbonated soft drinks		2086-5	06/81	105.6	105.3	105.3	0	-.1	-.1	5.3
Other noncarbonated fruit drinks and ades		2086-509	06/81	107.4	107.0	107.0	0	-.1	-.1	7.0
Miscellaneous receipts		2086-M	06/81	102.4	101.7	102.3	.6	-.6	.1	2.6
Resales		2086-Z89	06/81	102.5	101.8	102.4	.6	-.7	.1	2.8
Secondary products		2086-S	06/81	108.1	103.5	108.1	4.5	0	6.5	(³)
Coffee	2095		06/81	103.8	102.6	103.1	.6	-.4	-1.8	3.3
Primary products		2095-P	06/81	103.8	102.5	103.1	.6	-.4	-1.9	3.3
Whole bean and ground roasted coffee		2095-1	06/81	103.1	101.5	102.2	.6	-.6	-2.5	2.6
Ground, roasted coffee		2095-116	06/81	102.4	100.9	101.8	.9	-.5	-2.4	2.2
Concentrated (instant) coffee		2095-2	06/81	105.6	104.7	105.1	.4	-.1	-.4	4.7
Miscellaneous receipts		2095-M	06/81	98.5	99.5	99.5	0	3.7	1.1	(³)
Resales		2095-Z89	06/81	98.4	99.3	99.3	0	3.9	1.0	(³)
Secondary products		2095-SSS	06/81	104.9	104.7	104.7	0	0	.3	3.6
Cotton broadwoven fabrics	2211		12/80	99.7	97.2	95.7	-1.5	-3.0	-4.8	-7.6

See footnotes at end of table.

Table 4. Producer price indexes for the net output of selected industries and their products—Continued

Industry and product ¹	Industry code	Product code	Index base	Index			Percent change to Oct. 1982 from —			
				June 1982 ²	Sep. 1982 ²	Oct. 1982 ²	Sep. 1982	July 1982	Apr. 1982	Oct. 1981
Cotton broadwoven fabrics—Continued										
Primary products		2211-P	12/80	98.3	95.2	93.5	-1.8	-3.7	-5.8	-9.1
Cotton broadwoven fabrics, gray		2211-A	12/80	96.2	92.0	90.0	-2.2	-4.9	-6.7	-11.2
Cotton duck and allied fabrics, including combed duck		2211-1	12/80	106.0	95.4	99.5	4.3	4.3	-6.1	-5.5
Cotton sheeting and allied coarse and medium yarn fabrics		2211-2	12/80	100.1	98.0	97.1	-9	-2.6	-3.0	-7.6
Osnaiburgs		2211-215	12/80	97.8	97.7	95.6	-2.2	-2.2	-2.3	-7.7
Sheetings		2211-225	12/80	103.0	(³)	(³)	(³)	(³)	(³)	(³)
Drills		2211-235	12/80	100.9	97.7	96.1	-1.7	-4.8	-4.8	-10.2
Sateens		2211-255	12/80	93.0	89.4	89.4	0	-5	-4.7	-7.0
Cotton print cloth yarn fabrics		2211-3	12/80	101.2	98.1	96.6	-1.6	-2.7	-5.7	-7.6
Plain print cloths		2211-315	12/80	101.1	93.8	89.8	-4.3	-7.1	-12.7	-14.8
Other woven cotton gray fabrics and specialties		2211-6	12/80	92.8	88.8	88.2	-7	-4.8	-5.0	-4.6
Corduroys		2211-615	12/80	84.1	77.9	76.4	-1.9	-9.2	-8.8	-5.8
Others, except corduroys		2211-625	12/80	108.3	(³)	109.2	(³)	(³)	.3	-3.0
Cotton broadwoven fabrics, finished		2211-B								
Finished cotton broadwoven fabrics, excluding commission finishing		2211-7	12/80	99.0	98.9	97.5	-1.4	-1.3	-3.0	-4.5
Plain dyed and finished broadwoven fabrics		2211-731	12/80	98.9	97.5	95.3	-2.2	-2.9	-4.9	-9.1
Dyed corduroys		2211-73115	12/80	85.9	88.8	81.2	-8.6	-2	-4.1	-13.3
Denims		2211-73116	12/80	91.1	90.5	88.2	-2.5	-3.0	-8.0	-14.4
Other finished cotton fabrics		2211-761	12/80	102.4	(³)	102.1	(³)	-9	-6	.9
Cotton broadwoven fabrics, finished products		2211-C	12/80	110.0	109.4	109.4	0	0	-4.9	-3.9
Towels and washcloths made from cotton broadwoven fabrics		2211-9	12/80	110.0	109.4	109.4	0	0	-5.0	-4.0
Other fabricated textile products, n.e.c.		2211-H	12/80	111.9	111.9	111.9	0	0	0	2.3
Secondary products		2211-S	12/80	106.0	106.0	105.5	-5	-3	-5	-9
Man-made fiber and silk broadwoven fabrics		2221-S	12/80	105.8	105.6	105.0	-6	-7	-8	.1
Synthetic fiber and silk broad wovens										
Primary products	2221	2221-P	06/81	100.6	99.5	99.4	-1	-9	-2.1	-2.3
Gray goods		2221-1	06/81	99.4	98.0	98.3	.3	-6	-2.3	-2.7
100% filament yarn fabrics		2221-12	06/81	97.7	95.5	95.8	.3	-1.1	-5.1	-5.0
Fabrics except chiefly rayon and/or acetate		2221-122	06/81	97.6	94.8	95.2	.4	-1.4	-4.7	-4.6
100% nylon		2221-1223	06/81	101.3	96.5	97.8	1.3	.5	-2.9	-9
Taffetas		2221-12233	06/81	99.1	97.5	96.9	-5	(³)	-3.9	-2.7
100% spun yarn fabrics		2221-13	06/81	101.0	100.2	100.6	.4	-4	-6	-9
Polyester/cotton blends		2221-132	06/81	100.6	99.9	100.2	.3	-4	-5	-4
Bed sheetings		2221-13261	06/81	105.3	107.0	107.3	.3	2.6	1.9	5.1
Broadcloths		2221-13262	06/81	(³)	95.2	98.1	3.0	.9	2.8	-6
Twill		2221-13263	06/81	(³)	95.2	95.1	-2	(³)	(³)	-3.9
Plain print cloths		2221-13264	06/81	(³)	88.9	87.8	-1.3	(³)	(³)	-13.1
Other weaves		2221-13269	06/81	(³)	99.9	100.0	.1	(³)	(³)	-7
Spun yarn fabrics, except chiefly cellulosic and polyester/cotton blends		2221-133	06/81	102.8	101.7	102.3	.6	-2	-1.1	-3.1
Polyester/rayon blends		2221-13372	06/81	101.0	96.8	97.7	.9	-2.2	-4.6	-6.9
Specialty fabrics		2221-15	06/81	91.2	90.2	90.4	.2	1.1	-1.1	(³)
Specialty fabrics		2221-151	06/81	91.2	90.2	90.4	.2	1.1	-1.1	(³)
Finished fabrics		2221-2	06/81	104.2	103.8	104.1	.2	.7	.1	.9
Plain dyed and finished fabrics		2221-282	06/81	103.2	102.5	103.0	.4	.4	.2	.6
Chiefly rayon and/or acetate		2221-28211	06/81	(³)	(³)	113.1	(³)	.3	(³)	(³)
Polyester/cotton blends		2221-28212	06/81	(³)	99.7	101.0	1.2	.4	(³)	(³)
Other fibers		2221-28213	06/81	100.6	100.3	99.5	-8	.7	-4	-4.1
Finished but not bleached, dyed or printed fabrics		2221-284	06/81	103.8	104.8	104.8	0	.8	1.2	2.3
Secondary products		2221-S	06/81	98.1	97.4	97.4	0	(³)	-1.3	-2.9
Knit underwear and nightwear										
Primary products	2254	2254-P	06/82	100.0	101.1	101.1	0	.2	(³)	(³)
Men's and boys' knit underwear		2254-A	06/82	100.0	101.3	101.3	0	.1	(³)	(³)
Men's and boys' undershirts, except thermal		2254-1	06/82	100.0	100.0	100.0	0	0	(³)	(³)
Undershirts, except athletic types		2254-122	06/82	100.0	100.0	100.0	0	0	(³)	(³)
100% cotton and all other cotton blends		2254-12228	06/82	100.0	100.0	100.0	0	0	(³)	(³)
Men's and boys' thermal underwear and union suits		2254-5	06/82	100.0	101.0	101.0	0	1.0	(³)	(³)
Women's and children's underwear and nightwear		2254-C	06/82	100.0	102.9	102.9	.1	0	(³)	(³)
Women's and children's underwear		2254-2	06/82	100.0	99.8	99.9	.1	-1	(³)	(³)
Women's underwear		2254-21	06/82	100.0	99.8	99.9	.2	-1	(³)	(³)
Other underwear		2254-214	06/82	100.0	99.8	101.5	1.7	1.5	(³)	(³)
Girls', children's and infants' underwear		2254-22	06/82	100.0	100.0	100.0	0	0	(³)	(³)
Other underwear		2254-226	06/82	100.0	100.0	100.0	0	0	(³)	(³)
Secondary products		2254-S	06/82	100.0	100.3	100.3	0	.3	(³)	(³)
Circular knit fabrics										
Primary products	2257	2257-P	06/81	98.1	98.3	97.8	-5	-5	-2.0	-3.5
Gray fabrics		2257-1	06/81	102.7	103.1	103.1	0	0	.4	3.1
Finished underwear and nightwear fabrics		2257-2	06/81	(³)	98.0	98.0	0	0	(³)	(³)
Finished underwear and nightwear fabrics		2257-211	06/81	(³)	98.0	98.0	0	0	(³)	(³)
Finished high pile fabrics		2257-4	06/81	(³)	96.7	96.1	-6	.5	(³)	(³)
Finished high pile fabrics		2257-411	06/81	(³)	96.7	96.1	-6	(³)	(³)	(³)
Finished single knit outerwear fabrics		2257-5	06/81	99.9	100.0	99.9	0	.1	-1.3	-8
100% filament yarn		2257-511	06/81	(³)	(³)	(³)	(³)	(³)	(³)	(³)
100% spun yarn		2257-512	06/81	99.0	99.0	98.9	-1	.1	-1.3	-1.7
100% cotton		2257-51231	06/81	99.6	99.6	99.6	0	0	0	(³)
Other 100% spun yarn		2257-51232	06/81	(³)	98.5	(³)	(³)	(³)	(³)	(³)
Finished double knit outerwear fabrics		2257-7	06/81	95.7	96.5	95.3	-1.2	-1.2	-4.1	-8.1

See footnotes at end of table.

Table 4. Producer price indexes for the net output of selected industries and their products—Continued

Industry and product ¹	Industry code	Product code	Index base	Index			Percent change to Oct. 1982 from —			
				June 1982 ²	Sep. 1982 ²	Oct. 1982 ²	Sep. 1982	July 1982	Apr. 1982	Oct. 1981
Circular knit fabrics—Continued										
100% filament yarn		2257-711	06/81	92.8	93.8	92.1	-1.8	-2.6	-6.7	-12.2
Interlock and eightlock fabrics		2257-71141	06/81	103.5	99.4	97.8	-1.6	-1.7	-6.9	-6.8
100% spun yarn		2257-712	06/81	101.5	102.3	102.3	0	.8	.8	.8
Interlock and eightlock fabrics		2257-71232	06/81	(³)	102.9	(³)	(³)	(³)	(³)	(³)
Contract work on knitting, dyeing, or finishing circular knit fabrics		2257-9	06/81	99.8	102.1	102.3	.2	2.5	2.0	1.5
Secondary products		2257-S	06/81	(³)	101.5	101.5	0	(³)	(³)	(³)
Warp knit fabrics										
2258			06/81	99.1	98.9	98.2	-6	-9	-1.7	-2.4
Primary products		2258-P	06/81	100.0	99.2	98.7	-5	-1.2	-1.4	-2.1
Finished underwear and nightwear fabrics		2258-2	06/81	98.8	98.8	97.7	-1.1	-1.1	-1.4	-2.7
Tricot, simplex, and milanese fabrics		2258-222	06/81	98.0	98.0	96.6	-1.5	-1.5	-1.8	(³)
Chiefly nylon		2258-22202	06/81	(³)	97.8	97.7	-1	-1	(³)	(³)
Finished outerwear fabrics		2258-3	06/81	96.8	96.5	95.6	-9	-1.6	-4.9	-6.1
Contract work: knitting, dyeing, or finishing of warp knit fabrics		2258-9	06/81	102.3	101.1	100.8	-3	-1.5	-1.5	-3
Tufted carpets and rugs										
2272			12/79	120.7	119.9	119.9	0	0	0	.3
Primary products		2272-P	12/79	120.6	119.7	119.7	0	0	0	.3
Bathmats and sets and rugs 6 x 9 or less		2272-1	12/79	128.3	128.8	129.1	.3	.3	.6	1.1
Tufted broadloom		2272-3	12/79	119.8	118.6	118.6	0	-1	-2	-6
Tufted broadloom - nylon		2272-30301	12/79	122.0	120.6	120.6	0	.1	-1	-4
Tufted broadloom - polyester		2272-30303	12/79	110.9	110.5	109.7	-7	-9	-2.1	-2.5
Tufted broadloom - other fibers and blends		2272-30309	12/79	(³)	(³)	120.9	(³)	(³)	(³)	.4
Men's and boys' suits and coats										
2311			12/80	109.3	111.0	111.1	0	1.2	2.4	5.5
Primary products		2311-P	12/80	109.1	110.7	110.8	.1	1.3	2.4	5.8
Men's suits		2311-1	12/80	108.4	109.9	109.9	.1	.8	2.1	6.3
Business suits		2311-11	12/80	108.7	109.6	109.7	.1	.3	1.7	6.1
Regular weight business suits		2311-113	12/80	108.9	109.2	109.2	0	.3	1.2	4.4
All wool		2311-11341	12/80	(³)	112.4	112.4	0	(³)	(³)	(³)
Wool blends		2311-11342	12/80	110.6	111.5	111.5	0	.8	-2	(³)
Fabrics except all wool or wool blends		2311-11344	12/80	(³)	(³)	(³)	(³)	(³)	(³)	(³)
Light weight business suits		2311-117	12/80	108.3	110.7	110.9	.2	.2	2.8	10.3
Fabrics except all wool or wool blends		2311-11744	12/80	(³)	(³)	(³)	(³)	(³)	(³)	(³)
All wool or wool blends		2311-11747	12/80	(³)	(³)	(³)	(³)	(³)	(³)	(³)
Men's tailored dress and sport coats and jackets		2311-3	12/80	109.6	110.7	110.7	0	.7	2.9	5.0
Business type dress and sport coats and jackets		2311-321	12/80	108.9	109.3	109.3	0	0	2.8	5.3
All wool		2311-32141	12/80	114.6	115.9	115.9	0	0	(³)	9.8
Wool blends		2311-32142	12/80	(³)	(³)	(³)	(³)	(³)	(³)	(³)
Fabrics except wool and cotton		2311-32144	12/80	(³)	(³)	(³)	(³)	(³)	(³)	(³)
Boys' suits, coats, and tailored jackets		2311-4	12/80	111.4	(³)	(³)	(³)	(³)	(³)	(³)
Boys' suits		2311-411	12/80	112.1	(³)	(³)	(³)	(³)	(³)	(³)
Boys' tailored jackets and coats		2311-419	12/80	(³)	(³)	(³)	(³)	(³)	(³)	(³)
Receipts for contract work on men's and boys' suits and coats ..		2311-9	12/80	111.1	111.1	111.3	.2	.8	.7	4.9
Secondary products		2311-S	12/80	113.9	114.0	114.0	0	0	.1	2.5
Other secondary products		2311-SSS	12/80	114.7	(³)	(³)	(³)	(³)	(³)	(³)
Men's and boys' separate trousers		2327-S	12/80	113.2	(³)	(³)	(³)	(³)	(³)	(³)
Men's and boys' underwear										
2322			06/82	100.0	99.8	100.0	.2	0	(³)	(³)
Primary products		2322-P	06/82	100.0	100.0	100.1	.1	.1	(³)	(³)
Men's and boys' knit underwear		2322-A	06/82	100.0	100.0	100.1	.1	.1	(³)	(³)
Knit undershirts, except thermal		2322-1	06/82	100.0	100.0	100.0	0	0	(³)	(³)
Undershirts, except athletic type		2322-122	06/82	100.0	100.0	100.0	0	0	(³)	(³)
Cotton/polyester blended fabric		2322-12226	06/82	100.0	100.0	100.0	0	0	(³)	(³)
Knit shorts and briefs, except thermal		2322-4	06/82	100.0	100.0	100.3	.3	.3	(³)	(³)
Cotton/polyester blended fabric		2322-466	06/82	100.0	100.0	100.4	.4	.4	(³)	(³)
Miscellaneous receipts		2322-M	06/82	100.0	98.5	100.0	1.5	0	(³)	(³)
Contract work and other miscellaneous receipts		2322-XY9	06/82	100.0	98.4	(³)	(³)	(³)	(³)	(³)
Men's and boys' separate trousers										
2327			12/81	104.7	104.6	104.5	-1	-1	.7	(³)
Primary products		2327-P	12/81	103.6	103.5	103.4	-1	-1	.7	(³)
Men's and boys' dress and sport trousers and dress shorts		2327-1	12/81	104.5	104.3	104.2	-1	-1	.9	(³)
Men's dress and sport trousers, except uniform		2327-112	12/81	105.0	104.8	104.6	-1	-1	1.0	(³)
All wool and wool blends		2327-1121	12/81	100.9	101.4	101.4	0	.4	.6	(³)
Woven construction		2327-11213	12/81	101.5	102.4	102.4	0	.7	1.1	(³)
All cotton and cotton blends		2327-1123	12/81	107.9	106.9	106.9	0	0	3.5	(³)
Woven construction		2327-11233	12/81	107.9	(³)	(³)	(³)	(³)	(³)	(³)
Fabrics other than wool and wool blends or cotton and cotton blends		2327-1129	12/81	104.2	104.3	104.1	-2	-2	0	(³)
Woven construction		2327-11293	12/81	100.9	101.1	100.7	-3	-3	0	(³)
Boys' dress and sport trousers, including uniform		2327-157	12/81	(³)	101.0	101.0	0	0	(³)	(³)
All cotton and cotton blends, other than wool		2327-15752	12/81	(³)	(³)	(³)	(³)	(³)	(³)	(³)
Receipts for contract work on men's and boys' trousers		2327-9	12/81	(³)	100.0	100.0	0	0	(³)	(³)
Receipts for contract work on men's and boys' trousers		2327-911	12/81	(³)	100.0	100.0	0	(³)	(³)	(³)
Secondary products		2327-S	12/81	106.2	106.2	106.2	0	0	0	(³)
Other secondary products		2327-SSS	12/81	(³)	100.0	100.0	0	0	(³)	(³)
Men's and boys' work clothing		2328-S	12/81	114.9	114.9	(³)	(³)	(³)	(³)	(³)
Men's and boys' work clothing										
2328			12/81	100.3	99.6	99.5	-1	-4	-1.3	(³)
Primary products		2328-P	12/81	100.1	100.0	99.9	-2	.2	-3	(³)

See footnotes at end of table.

Table 4. Producer price indexes for the net output of selected industries and their products—Continued

Industry and product ¹	Industry code	Product code	Index base	Index			Percent change to Oct. 1982 from —			
				June 1982 ²	Sep. 1982 ²	Oct. 1982 ²	Sep. 1982	July 1982	Apr. 1982	Oct. 1981
Men's and boys' work clothing—Continued										
Men's and boys' work shirts		2328-1	12/81	98.9	98.4	98.4	0	-0.4	-0.3	(³)
Men's and boys' work shirts		2328-111	12/81	98.9	98.4	98.4	0	-4	-3	(³)
Men's and boys' jeans and jean cut casual slacks		2328-3	12/81	100.1	99.5	99.2	-2	.1	-1.0	(³)
Men's jeans and jean cut casual slacks		2328-351	12/81	100.3	99.1	98.7	-3	-3	-1.6	(³)
Denim		2328-35126	12/81	100.1	98.7	98.7	0	.1	-1.4	(³)
Corduroy		2328-35127	12/81	100.0	98.6	97.3	-1.3	-1.3	(³)	(³)
Boys' jeans and jean cut casual slacks		2328-352	12/81	99.6	100.7	100.7	0	1.1	.7	(³)
Denim		2328-35226	12/81	(³)	101.5	101.5	0	1.5	(³)	(³)
Other fabrics		2328-35229	12/81	98.9	99.1	99.1	0	.2	-.9	(³)
Men's and boys' other work clothing		2328-4	12/81	100.5	100.6	100.6	0	-.3	.2	(³)
Men's other work clothing		2328-451	12/81	100.6	100.7	100.6	0	-.3	.2	(³)
Washable service apparel		2328-45111	12/81	(³)	99.7	(³)	(³)	(³)	(³)	(³)
One piece work suits		2328-45114	12/81	98.6	98.6	98.5	-.1	-.1	.1	(³)
Dungarees and overalls		2328-45121	12/81	100.5	100.6	100.6	0	.1	.3	(³)
Work pants		2328-45131	12/81	102.4	102.2	102.2	0	-.2	-.5	(³)
Other work clothing, including jackets		2328-45139	12/81	96.0	97.6	97.0	-.7	-4.5	4.3	(³)
Boys' other work clothing		2328-452	12/81	100.0	100.0	100.0	0	0	0	(³)
Receipts for contract work on men's and boys' work clothing		2328-9	12/81	100.0	102.2	102.2	0	2.2	(³)	(³)
Receipts for contract work on men's and boys' work clothing ..		2328-911	12/81	100.0	102.2	102.2	0	2.2	(³)	(³)
Secondary products		2328-S	12/81	101.4	99.0	99.3	.3	-2.2	-4.9	(³)
Men's and boys' separate trousers		2327-S	12/81	(³)	(³)	100.5	(³)	(³)	1.1	(³)
Other secondary products		2328-SSS	12/81	(³)	98.7	99.1	.4	-2.7	(³)	(³)
Women's, misses', and juniors' dresses										
Primary products	2335	2335-P	12/80	106.3	105.5	105.6	.1	-.7	0	-0.5
Unit priced dresses		2335-1	12/80	107.2	106.7	106.7	.1	-.5	.4	.3
Unit priced - chiefly synthetic		2335-125	12/80	(³)	(³)	(³)	(³)	(³)	(³)	(³)
Contract work on women's and misses' dresses		2335-9	12/80	108.3	109.1	109.1	0	.8	2.5	2.9
Secondary products		2335-S	12/80	97.9	97.9	97.9	0	0	0	-3.8
Other secondary products		2335-SSS	12/80	88.1	(³)	88.1	(³)	(³)	0	(³)
Women's and misses' suits and coats		2337-S	12/80	(³)	107.9	107.9	0	(³)	(³)	(³)
Women's and children's underwear and nightwear										
Primary products	2341	2341-P	06/82	100.0	99.3	99.9	.7	-.1	(³)	(³)
Underwear		2341-2	06/82	100.0	100.0	100.2	.2	.2	(³)	(³)
Women's underwear		2341-21	06/82	100.0	100.0	100.3	.3	.3	(³)	(³)
Slips, half slips, and petticoats		2341-211	06/82	100.0	100.0	100.0	0	0	(³)	(³)
Chiefly synthetic fibers		2341-2113	06/82	100.0	100.0	100.0	0	0	(³)	(³)
Knit		2341-21131	06/82	100.0	100.0	100.0	0	0	(³)	(³)
Panties		2341-213	06/82	100.0	100.0	100.5	.5	.5	(³)	(³)
Chiefly synthetic fibers		2341-21361	06/82	100.0	100.0	100.6	.6	.6	(³)	(³)
Other women's underwear		2341-214	06/82	100.0	100.0	100.0	0	0	(³)	(³)
Girls', children's and infants' underwear		2341-22	06/82	100.0	100.0	100.0	0	0	(³)	(³)
Panties		2341-223	06/82	100.0	100.0	100.0	0	0	(³)	(³)
Nightwear		2341-3	06/82	100.0	100.0	101.1	1.1	1.1	(³)	(³)
Women's nightwear		2341-31	06/82	100.0	100.0	101.4	1.4	1.4	(³)	(³)
Nightgowns		2341-315	06/82	100.0	100.0	100.0	0	0	(³)	(³)
Chiefly synthetic fibers		2341-3153	06/82	100.0	100.0	100.0	0	0	(³)	(³)
Knit		2341-31531	06/82	100.0	100.0	100.0	0	(³)	(³)	(³)
Other women's nightwear		2341-317	06/82	100.0	100.0	107.4	7.4	(³)	(³)	(³)
Secondary products		2341-S	06/82	100.0	90.8	90.8	0	(³)	(³)	(³)
Brassieres and allied garments										
Primary products	2342	2342-P	06/82	100.0	101.1	101.1	0	1.2	(³)	(³)
Brassieres		2342-1	06/82	100.0	101.4	101.4	0	1.4	(³)	(³)
Bandeau		2342-14	06/82	100.0	102.1	102.1	0	2.2	(³)	(³)
Regular strap		2342-141	06/82	100.0	102.9	102.9	0	3.0	(³)	(³)
Soft cup		2342-14112	06/82	100.0	99.7	99.7	0	0	(³)	(³)
Contour lined cup		2342-14113	06/82	100.0	110.1	110.1	0	10.1	(³)	(³)
Other, including padded		2342-14119	06/82	100.0	100.0	100.0	0	0	(³)	(³)
Strapless, convertible or other bandeau bras		2342-143	06/82	100.0	102.8	102.8	0	2.7	(³)	(³)
Other bras, including long line		2342-15	06/82	100.0	101.9	101.9	0	1.9	(³)	(³)
Girdles, corsets, combinations and accessories		2342-2	06/82	100.0	100.0	100.0	0	0	(³)	(³)
Girdles without opening		2342-221	06/82	100.0	100.0	100.0	0	0	(³)	(³)
Corsets, combinations, and accessories		2342-241	06/82	100.0	99.8	99.8	0	0	(³)	(³)
Secondary products		2342-S	06/82	100.0	99.8	99.8	0	0	(³)	(³)
Logging camps and logging contractors										
Primary products	2411	2411-P	12/81	101.0	95.4	94.9	-.5	-3.8	-7.0	(³)
Softwood logs, bolts, and timber		2411-1	12/81	99.7	93.7	93.4	-.4	-3.8	-7.9	(³)
Douglas fir		2411-117	12/81	98.8	91.2	88.7	-2.7	-6.5	-12.6	(³)
Sawlogs and bolts		2411-11744	12/81	94.9	79.3	78.5	-1.1	-9.1	-21.2	(³)
Softwood, except Douglas fir		2411-12	12/81	94.1	78.2	77.2	-1.3	-10.6	-22.4	(³)
Southern yellow pine		2411-111	12/81	101.2	98.8	95.3	-3.5	-5.0	-7.2	(³)
Sawlogs and bolts		2411-11144	12/81	97.8	98.8	82.1	-16.8	-17.1	-16.0	(³)
Spruce		2411-115	12/81	98.2	99.0	82.1	-17.1	-17.5	-16.4	(³)
Sawlogs and bolts		2411-11544	12/81	99.6	99.6	99.6	0	0	0	(³)
Hemlock		2411-121	12/81	(³)	(³)	(³)	(³)	(³)	(³)	(³)
Western red cedar		2411-123	12/81	102.3	103.6	103.5	-.1	1.0	1.5	(³)
Other softwood log species, n.e.c.		2411-125								
Sawlogs and bolts		2411-12544	12/81	101.7	101.7	100.5	-1.1	-4.1	-2.3	(³)

See footnotes at end of table.

Table 4. Producer price indexes for the net output of selected industries and their products—Continued

Industry and product ¹	Industry code	Product code	Index base	Index			Percent change to Oct. 1982 from —			
				June 1982 ²	Sep. 1982 ²	Oct. 1982 ²	Sep. 1982	July 1982	Apr. 1982	Oct. 1981
Logging camps and logging contractors—Continued										
Hardwood logs, bolts, and timber		2411-2	12/81	102.9	102.9	102.9	0	1.1	1.1	(³)
Other hardwood log species, n.e.c.		2411-221	12/81	100.0	100.0	100.0	0	0	0	(³)
Sawlogs and bolts		2411-22144	12/81	100.0	(³)	100.0	(³)	0	(³)	(³)
Pulpwood		2411-3	12/81	102.1	97.1	94.4	-2.8	-5.9	-7.8	(³)
Softwood		2411-31115	12/81	103.3	(³)	92.2	(³)	(³)	-10.4	(³)
Hardwood		2411-32227	12/81	99.3	(³)	99.3	(³)	-1.9	-1.9	(³)
Contract logging		2411-9	12/81	100.9	100.4	100.4	0	-2	-1	(³)
Secondary products		2411-S								
Sawmills and planing mills		2421-S	12/81	108.8	106.1	(³)	(³)	(³)	(³)	(³)
Sawmills and planing mills										
2421			12/80	94.3	92.6	91.5	-1.3	-3.6	-2.4	-2.7
Primary products										
2421-P			12/80	94.7	93.1	91.9	-1.3	-3.8	-2.4	-2.6
Hardwood lumber, rough and dressed, except siding										
2421-1			12/80	105.4	103.4	103.1	-3	-1.9	-1.3	.1
Hardwood rough lumber										
2421-12			12/80	104.5	102.3	101.9	-4	-2.2	-1.6	-1.3
Oak										
2421-121			12/80	111.7	109.9	110.4	.5	-1.6	.8	3.1
Red, no. 1 common										
2421-12111			12/80	116.1	114.2	114.6	.4	-2.0	.4	1.1
White										
2421-12112			12/80	97.1	(³)	(³)	(³)	(³)	(³)	(³)
Other Oak										
2421-12119			12/80	117.5	(³)	(³)	(³)	(³)	(³)	(³)
Poplar										
2421-122			12/80	101.6	97.3	92.5	-4.9	-5.6	-9.6	-10.2
No. 1 common										
2421-12211			12/80	(³)	(³)	(³)	(³)	(³)	(³)	(³)
Other Poplar										
2421-12219			12/80	(³)	(³)	97.2	(³)	0	-3	-2.0
Hardwood other than Oak and Poplar										
2421-129			12/80	98.1	96.2	95.9	-3	-2.1	-2.2	-3.6
Gum										
2421-1291			12/80	102.5	97.5	95.4	-2.1	-6.9	-6.9	-2.2
No. 2 common										
2421-12912			12/80	(³)	(³)	96.5	(³)	1.6	(³)	(³)
Other hardwoods										
2421-1299			12/80	96.6	96.0	(³)	(³)	(³)	(³)	(³)
Hardwood, dressed lumber, including ceiling, framing, and matched and shiplapped lumber										
2421-13			12/80	110.3	109.1	109.5	.3	-5	0	7.4
Other hardwood species										
2421-139			12/80	99.3	97.0	97.7	.7	-1.0	-1	-2.9
Softwood lumber, rough and dressed, except siding										
2421-2			12/80	93.3	91.3	89.7	-1.7	-4.8	-3.0	-3.1
Softwood lumber, rough and dressed, Eastern species, except siding										
2421-3			12/80	100.0	97.5	95.6	-1.9	-5.5	-1.6	1.6
Rough softwood lumber, Eastern species										
2421-31			12/80	99.3	98.4	98.2	-2	-2.3	-9	1.0
Boards - lumber less than 2 inches in nominal thickness										
2421-311			12/80	(³)	(³)	(³)	(³)	(³)	(³)	(³)
Light framing lumber 2 inch nominal thickness only										
2421-312			12/80	(³)	(³)	97.4	(³)	-4.2	-1.3	2.5
Lumber and timbers over 2 inches in nominal thickness										
2421-313			12/80	99.6	99.6	99.6	0	0	.3	-1.3
Dressed softwood lumber, Eastern species										
2421-32			12/80	100.3	97.1	94.5	-2.7	-6.9	-1.9	1.9
Boards - lumber less than 2 inches in nominal thickness										
2421-321			12/80	101.3	101.5	99.7	-1.8	-2.5	-1.6	-2.3
Southern Pine										
2421-3211			12/80	102.3	102.5	101.3	-1.2	-2.1	-1.2	-1.9
Boards, no. 2										
2421-32113			12/80	102.2	102.7	102.2	-5	-8	1.0	-8
Other Southern Pine boards										
2421-32119			12/80	99.9	99.5	99.2	-3	-4.7	0	1.6
Light framing lumber 2 inch nominal thickness only										
2421-322			12/80	100.9	95.6	92.2	-3.5	-10.1	-2.3	5.0
Southern Pine										
2421-3221			12/80	102.8	96.4	92.4	-4.1	-11.7	-2.9	5.2
Dimension, no. 2										
2421-32212			12/80	103.4	95.4	91.7	-3.8	-10.5	-3.7	4.4
Other 2 inch Southern Pine lumber										
2421-32219			12/80	99.4	95.4	91.4	-4.2	-13.7	-2.4	4.9
Lumber and timbers over 2 inch nominal thickness, Eastern species										
2421-323			12/80	93.0	91.7	91.7	0	0	0	-1.2
Southern Pine										
2421-32311			12/80	88.8	88.8	88.8	0	0	0	-1.5
Softwood lumber, rough and dressed, Western species										
2421-4			12/80	89.8	88.1	86.6	-1.6	-4.5	-3.8	-5.6
Rough softwood lumber, Western species										
2421-41			12/80	92.5	91.6	91.2	-5	-1.8	-3.6	-5.5
Boards - lumber less than 2 inches in nominal thickness										
2421-411			12/80	86.5	85.7	86.6	1.0	1.0	-1.2	.8
Light framing lumber 2 inch nominal thickness only										
2421-412			12/80	91.3	90.7	88.9	-2.0	-4.4	-6.3	-9.6
Lumber and timbers over 2 inches in nominal thickness										
2421-413			12/80	102.7	101.5	102.0	.5	-5	-1.4	-5.2
Dressed softwood lumber, Western species										
2421-42			12/80	88.6	86.5	84.6	-2.1	-5.7	-4.0	-5.6
Boards - lumber less than 2 inches in nominal thickness										
2421-421			12/80	84.8	84.3	82.8	-1.8	-3.3	-1.5	-4.9
Douglas Fir										
2421-4211										
Other boards										
2421-42119			12/80	71.9	(³)	71.2	(³)	(³)	3.6	-6.8
Ponderosa Pine										
2421-4212			12/80	94.8	90.4	89.3	-1.2	-6.4	-7.5	-4.8
No. 3 boards										
2421-42121			12/80	80.9	62.6	60.1	-4.0	-24.0	-23.9	-26.9
No. 4 boards										
2421-42122			12/80	68.8	56.1	50.8	-9.5	-24.6	-29.8	-36.2
Other boards										
2421-42129			12/80	101.8	102.6	102.4	-2	-9	-2.0	3.6
Western Red Cedar										
2421-4214			12/80	95.1	101.0	100.3	-6	2.2	6.2	1.7
Other boards, Western dressed softwood										
2421-4219			12/80	96.1	93.4	91.3	-2.2	-4.8	-6.6	-3.7
Lumber of 2 inches nominal thickness only										
2421-422			12/80	90.1	87.1	85.0	-2.4	-7.1	-4.9	-5.6
Douglas Fir										
2421-4221			12/80	78.9	77.8	75.7	-2.7	-6.7	-1.6	-2.9
Utility 2x4 green										
2421-42213			12/80	66.0	65.2	65.2	0	-3.7	10.1	(³)
Other 2 inch Douglas Fir lumber										
2421-42219			12/80	78.9	77.9	76.0	-2.4	-5.9	-7.2	-12.9
Ponderosa Pine										
2421-4222			12/80	97.3	(³)	88.9	(³)	(³)	-10.2	-4.4
White Fir										
2421-4224			12/80	85.6	80.4	77.9	-3.1	-8.9	-10.3	-12.9
Std. and btr.										
2421-42241			12/80	84.8	(³)	76.6	(³)	(³)	-11.3	-14.0
Other 2 inch White Fir lumber										
2421-42249			12/80	87.3	81.2	80.2	-1.2	(³)	-8.6	(³)
Western Hemlock										
2421-4225			12/80	85.6	84.7	81.0	-4.4	-5.9	-5.3	-9.3
Other 2 inch Western Hemlock lumber										
2421-42259			12/80	86.0	84.0	76.9	-8.4	-11.7	-10.9	(³)
Redwood 2 inch lumber										
2421-4226			12/80	102.6	98.5	96.9	-1.6	-8.9	-1	-7.5
Lodgepole Pine 2 inch lumber										
2421-4228			12/80	92.7	82.1	82.2	.1	(³)	-9.2	(³)
Other Western softwood 2 inch lumber										
2421-4229			12/80	88.6	86.6	85.9	-8	-3.5	-3.3	-9.5
Lumber and timbers, over 2 inch nominal thickness										
2421-423			12/80	92.5	89.9	88.4	-1.6	-3.6	-5.7	-8.2
Douglas Fir										
2421-4231			12/80	80.9	75.3	71.9	-4.6	-9.1	-14.8	-20.5
Other Western softwood timbers										
2421-4239			12/80	101.1	(³)	(³)	(³)	(³)	(³)	(³)
Wood chips										
2421-5			12/80	97.4	97.0	97.0	0	-4	-1.8	-2.7
Short tons										
2421-577			12/80	103.5	103.5	103.5	0	0	0	.9
Standard units										
2421-578			12/80	(³)	(³)	88.1	(³)	(³)	(³)	-8.1

See footnotes at end of table.

Table 4. Producer price indexes for the net output of selected industries and their products—Continued

Industry and product ¹	Industry code	Product code	Index base	Index			Percent change to Oct. 1982 from —			
				June 1982 ²	Sep. 1982 ²	Oct. 1982 ²	Sep. 1982	July 1982	Apr. 1982	Oct. 1981
Sawmills and planing mills—Continued										
Other industrial cut stock		2421-751	12/80	76.3	(⁹)	83.1	(⁹)	(⁹)	8.1	-2.1
Softwood flooring, siding and other sawmill and planing mill products		2421-8	12/80	103.0	101.8	101.8	0	-1.2	-3	2.6
Woodsiding		2421-813	12/80	111.0	103.8	101.1	-2.6	-9.0	-5.0	1.5
Railway cross-ties and mine ties		2421-817	12/80	98.2	(⁹)	97.1	(⁹)	-1.1	-1.1	.1
Other sawmill products		2421-897	12/80	108.1	108.1	108.1	0	0	0	0
Miscellaneous receipts		2421-M	12/80	94.3	92.7	93.1	.4	-1.2	-1.7	-4.3
Resales		2421-Z89	12/80	(⁹)	(⁹)	(⁹)	(⁹)	(⁹)	(⁹)	(⁹)
Secondary products		2421-S	12/80	89.5	(⁹)	87.4	(⁹)	-1.3	-2.5	-4.7
Softwood plywood										
2436			12/80	88.5	85.8	84.6	-1.4	-3.0	.1	.1
Primary products		2436-P	12/80	83.8	81.2	79.3	-2.4	-2.8	-.4	-1.6
Specialty softwood plywood		2436-3	12/80	91.9	91.9	91.0	-.9	-1.4	6.6	1.8
Softwood veneer		2436-4	12/80	74.1	72.0	62.6	-13.0	-4.2	-20.4	-20.8
Softwood plywood sheathing		2436-5	12/80	84.4	83.0	82.4	-.7	-.6	5.3	2.1
Western and inland softwood plywood sheathing		2436-511	12/80	80.6	79.1	79.7	.8	1.2	.9	-2.8
Western and inland CDX		2436-51121	12/80	73.8	72.8	74.0	1.6	3.5	2.7	-3.4
All other western and inland sheathing, exterior		2436-51125	12/80	(⁹)	(⁹)	(⁹)	(⁹)	(⁹)	(⁹)	(⁹)
Southern softwood plywood sheathing		2436-522	12/80	89.0	87.8	85.7	-2.4	-2.7	10.8	8.3
Southern CDX		2436-52231	12/80	89.5	88.5	86.9	-1.8	-2.3	10.4	6.8
All other southern sheathing, interior		2436-52232	12/80	86.0	85.4	82.3	-3.6	-3.0	11.4	(⁹)
All other southern sheathing, exterior		2436-52233	12/80	88.8	86.7	83.3	-3.9	-3.5	11.7	12.5
Sanded softwood plywood		2436-6	12/80	85.7	79.3	77.2	-2.6	-8.4	-6.8	-3.2
Western and inland sanded softwood plywood		2436-611	12/80	83.4	77.6	75.7	-2.5	-7.5	-8.1	-5.5
Western and inland A-C, exterior		2436-61121	12/80	81.1	75.9	74.5	-1.8	-6.4	-8.4	-6.0
All other western and inland sanded, interior		2436-61122	12/80	82.5	78.4	77.2	-1.5	(⁹)	-7.7	-6.8
Secondary products		2436-S	12/80	108.7	105.5	104.5	-1.0	-4.3	-4.6	.6
Structural wood members, n.e.c.										
2439			06/81	97.5	97.6	97.4	-.1	-.2	.5	-.4
Primary products		2439-P	06/81	97.2	97.3	97.2	-.1	-.3	.4	-.6
Fabricated structural wood products		2439-1	06/81	97.2	97.3	97.2	-.1	-.3	.4	-.6
Glued laminated lumber		2439-131	06/81	93.5	92.7	92.7	0	.1	-2.5	-6.1
Roof trusses		2439-151	06/81	96.9	97.3	97.1	-.1	-.8	1.3	0
Other fabricated structural wood products		2439-198	06/81	104.6	104.6	104.5	-.1	1.8	2.1	4.8
Floor trusses		2439-19815	06/81	105.3	105.1	105.0	-.1	(⁹)	3.2	5.6
Other fabricated structural wood products, except floor trusses		2439-19825	06/81	103.3	103.5	103.5	0	.2	.1	3.1
Miscellaneous receipts		2439-M								
Secondary products		2439-S	06/81	98.7	99.3	98.3	-1.0	(⁹)	2.6	1.6
Mobile homes										
2451			06/81	104.6	104.9	104.2	-.7	-.5	-.3	2.1
Primary products		2451-P	06/81	104.6	104.9	104.2	-.7	-.5	-.3	2.1
Mobile homes, residential		2451-1	06/81	104.8	105.1	104.3	-.7	-.5	-.3	2.2
Single section		2451-13	06/81	104.5	104.6	104.7	.1	.3	.4	2.3
Width: 12 ft.		2451-1322	06/81	104.7	104.8	104.8	0	0	.3	2.6
Length: 59 ft. and under		2451-13221	06/81	101.3	(⁹)	(⁹)	(⁹)	(⁹)	(⁹)	(⁹)
Length: 60 ft. - 64 ft.		2451-13222	06/81	105.4	105.5	105.5	0	0	.3	(⁹)
Width: 14 ft. and over		2451-1344	06/81	103.7	103.9	104.5	.5	.9	.7	1.8
Length: 59 ft. and under		2451-13441	06/81	102.1	102.1	102.1	0	(⁹)	-.3	-2.9
Length: 60 ft. - 64 ft.		2451-13442	06/81	104.4	103.6	(⁹)	(⁹)	(⁹)	(⁹)	(⁹)
Length: 70 ft. - 74 ft.		2451-13444	06/81	103.9	104.4	(⁹)	(⁹)	(⁹)	(⁹)	(⁹)
Length: 75 ft. and over		2451-13445	06/81	103.4	103.5	(⁹)	(⁹)	(⁹)	(⁹)	(⁹)
Multi-section		2451-14	06/81	105.9	106.9	102.9	-3.8	-3.4	-2.7	1.7
Doublewide		2451-141	06/81	105.9	107.0	102.9	-3.8	-3.4	-2.7	1.7
24 ft. single story doublewide		2451-1411	06/81	106.1	107.3	102.9	-4.2	-3.7	-2.9	1.7
Length: 49 ft. and under		2451-14111	06/81	103.0	103.0	103.0	0	0	0	1.2
Length: 50 ft. - 59 ft.		2451-14112	06/81	104.5	106.3	104.0	-2.2	-2.0	0	2.7
Length: 60 ft. - 69 ft.		2451-14113	06/81	107.9	108.8	(⁹)	(⁹)	(⁹)	(⁹)	(⁹)
Other doublewide		2451-14129	06/81	103.3	101.2	103.3	2.0	.3	.4	1.9
Secondary products		2451-S	06/81	101.4	101.4	101.4	0	0	-.3	.9
Wood household furniture, except upholstered										
2511			12/79	119.2	119.2	119.6	.4	.3	.7	3.9
Primary products		2511-P	12/79	120.1	120.1	120.6	.4	.4	.7	3.9
Wood living room, library, family room and den furniture		2511-2	12/79	119.6	119.1	119.6	.4	.1	.1	2.5
Chairs, except dining room (including rockers)		2511-231	12/79	127.0	113.8	113.8	0	-2.7	-10.4	(⁹)
Tables, except card and telephone tables		2511-241	12/79	118.4	119.5	119.9	.3	.3	1.6	3.3
Desks		2511-251	12/79	118.0	118.6	119.8	1.0	1.0	1.5	3.8
Credenzas, bookcases, and bookshelves		2511-271	12/79	124.4	125.1	126.8	1.4	1.4	2.0	6.4
Other nonupholstered living room furniture		2511-298	12/79	116.6	(⁹)	(⁹)	(⁹)	(⁹)	(⁹)	(⁹)
Wood dining room and kitchen furniture, except cabinets		2511-3	12/79	123.8	124.2	124.4	.2	.7	1.1	4.8
Tables, dining room, 30 x 40 inches and greater		2511-311	12/79	124.5	125.4	125.4	0	1.0	1.2	5.3
Chairs, dining room		2511-331	12/79	125.6	125.9	126.1	.2	.7	.9	3.8
Buffets and servers, dining room		2511-351	12/79	118.4	119.3	119.7	.3	1.1	1.8	5.1
China and corner cabinets, dining room		2511-371	12/79	(⁹)	123.7	124.1	.3	(⁹)	.9	8.1
Other dining room and kitchen furniture		2511-398	12/79	120.5	117.8	118.4	.5	-1.7	.4	(⁹)
Wood bedroom furniture		2511-5	12/79	119.6	119.4	120.2	.7	.4	.7	4.2
Beds, headboards and footboards		2511-5A	12/79	119.3	119.7	120.5	.6	.9	.9	2.8
Beds, except bunk beds		2511-511	12/79	121.1	121.1	121.8	.6	.6	.6	4.7
Headboards and headboard sets		2511-513	12/79	117.0	117.7	118.6	.7	1.3	1.3	1.8
Dressers, vanities and dressing tables		2511-521	12/79	121.0	121.0	122.4	1.2	.9	1.6	6.5
Wardrobes and wardrobe-type cabinets		2511-533	12/79	119.5	119.5	119.5	0	0	.8	3.7

See footnotes at end of table.

Table 4. Producer price indexes for the net output of selected industries and their products—Continued

Industry and product ¹	Industry code	Product code	Index base	Index			Percent change to Oct. 1982 from —			
				June 1982 ²	Sep. 1982 ²	Oct. 1982 ²	Sep. 1982	July 1982	Apr. 1982	Oct. 1981
Wood household furniture, except upholstered—Continued										
Chests of drawers		2511-535	12/79	118.4	115.9	115.9	0	-2.1	-2.1	2.6
Night tables and stands		2511-561	12/79	118.9	120.8	121.6	.6	2.0	2.3	4.7
Other nonupholstered bedroom furniture		2511-598	12/79	121.3	(?)	122.6	(?)	(?)	(?)	4.3
Outdoor and unpainted wood furniture		2511-7	12/79	115.5	115.5	115.5	0	0	0	3.6
Unpainted wood furniture		2511-741	12/79	111.2	111.2	111.2	0	0	0	2.9
Knockdown or unassembled wood household furniture		2511-761	12/79	123.0	123.0	123.0	0	(?)	0	(?)
Miscellaneous receipts		2511-M	12/79	105.2	105.2	105.2	0	0	0	3.7
Secondary products		2511-S	12/79	114.3	114.3	114.6	.3	0	.7	2.8
Other secondary products		2511-SSS	12/79	113.7	113.7	114.0	.2	-2	.4	3.4
Upholstered wood household furniture		2512-S	12/79	114.1	114.2	114.6	.4	.4	1.6	1.4
Upholstered wood household furniture										
Primary products	2512	2512-P	06/82	100.0	100.5	100.5	0	1.0	(?)	(?)
Upholstered wood household furniture		2512-1	06/82	100.0	100.5	100.5	.1	1.1	(?)	(?)
Sofas, davenports, settees, and loveseats		2512-112	06/82	100.0	100.2	100.0	-2	.8	(?)	(?)
Chiefly cotton		2512-11232	06/82	100.0	(?)	99.2	(?)	(?)	(?)	(?)
Chiefly rayon		2512-11233	06/82	100.0	100.0	100.0	0	8.4	(?)	(?)
Chiefly olefin		2512-11234	06/82	100.0	100.2	100.2	0	0	(?)	(?)
Chiefly nylon		2512-11235	06/82	100.0	100.2	100.2	0	.2	(?)	(?)
Other fibers and blends		2512-11237	06/82	100.0	100.8	(?)	(?)	(?)	(?)	(?)
Chairs, except reclining and rockers		2512-132	06/82	100.0	100.2	100.2	0	2.0	(?)	(?)
Coated fabric, including vinyl		2512-13241	06/82	100.0	(?)	100.0	(?)	0	(?)	(?)
Chiefly cotton		2512-13242	06/82	100.0	100.0	100.0	0	0	(?)	(?)
Chiefly rayon		2512-13243	06/82	100.0	99.9	100.0	.1	6.4	(?)	(?)
Chiefly olefin		2512-13244	06/82	100.0	(?)	99.1	(?)	0	(?)	(?)
Other fibers and blends		2512-13245	06/82	100.0	102.3	102.3	0	4.0	(?)	(?)
Rockers, including swivel		2512-145	06/82	100.0	100.0	102.0	2.0	2.0	(?)	(?)
Reclining chairs		2512-154	06/82	100.0	101.3	101.7	.4	.5	(?)	(?)
Other upholstered wood household furniture (ottomans, hassocks, etc)		2512-198	06/82	100.0	102.3	102.3	0	2.3	(?)	(?)
Secondary products		2512-S	06/82	100.0	(?)	100.2	(?)	.3	(?)	(?)
Metal office furniture										
Primary products	2522	2522-P	12/79	125.9	127.0	127.4	.4	.9	2.3	6.5
Seating		2522-1	12/79	122.0	123.1	125.2	1.6	1.5	2.9	7.1
All other chairs, except stacking		2522-115	12/79	121.1	122.6	125.1	2.1	1.9	3.6	7.4
Desks		2522-2	12/79	126.0	127.7	126.4	-1.0	-5	.8	7.3
Executive desks		2522-221	12/79	133.8	(?)	(?)	(?)	(?)	(?)	(?)
Clerical and secretarial desks		2522-231	12/79	122.9	125.3	123.5	-1.5	-7	1.2	7.2
Cabinets and cases		2522-3	12/79	126.4	128.6	128.3	-2	1.9	3.1	5.9
Letter file cabinets		2522-311	12/79	122.4	124.3	120.6	-3.0	-2.8	-9	3.1
Other vertical file cabinets		2522-316	12/79	139.0	137.8	138.9	.8	-1	5.2	11.0
Horizontal file cabinets		2522-317	12/79	123.4	126.8	126.8	0	8.4	6.7	7.6
Other metal office furniture		2522-4	12/79	126.3	126.9	128.5	1.2	.4	4.1	6.6
Tables and stands		2522-411	12/79	121.6	121.6	(?)	(?)	(?)	(?)	(?)
Miscellaneous metal office furniture		2522-498	12/79	133.4	134.7	135.1	.3	1.3	4.3	9.0
Secondary products		2522-S	12/79	133.6	129.1	129.6	.4	-2	-2.6	3.8
Paper mill products except building paper										
Primary products	2621	2621-P	06/81	103.2	102.7	102.7	0	-5	-9	0
Tissue paper stock and other machine coated paper stock		2621-A	06/81	103.4	102.8	102.6	-1	-6	-1.1	-1
Sanitary paper stock		2621-A1	06/81	105.6	105.0	104.8	-3	-6	-6	2.7
Napkin stock		2621-A51	06/81	105.5	105.0	104.7	-3	-6	-6	2.6
Tissue paper stock, excluding sanitary and thin		2621-A81	06/81	(?)	98.9	99.0	.1	.3	(?)	(?)
Newsprint		2621-1	06/81	106.3	105.0	104.9	-1	-1.4	-1.2	4.5
Groundwood paper, uncoated		2621-1	06/81	105.8	105.5	105.5	0	0	-9	.5
Publication and printing		2621-2	06/81	105.5	105.5	105.3	-2	-2	-8	2.5
Body stock for coating and other converting and miscellaneous groundwood paper		2621-211	06/81	105.2	105.2	104.9	-2	-2	-9	1.8
Clay coated printing and converting paper		2621-3	06/81	(?)	107.2	107.2	0	0	(?)	(?)
Coated one side, except prime-coated body stock for further coating		2621-311	06/81	105.1	104.6	104.9	.3	0	-3	1.6
Coated two sides, except prime-coated body stock for further coating		2621-311	06/81	110.2	110.7	110.7	0	.5	.4	8.7
No. 3 grade		2621-331	06/81	104.1	103.5	103.9	.4	-2	-2	.3
No. 5 grade		2621-33111	06/81	105.9	106.8	106.7	-1	.8	.7	1.1
Other grades		2621-33121	06/81	101.4	101.4	101.4	0	0	0	(?)
Other grades		2621-33131	06/81	104.6	103.4	104.0	.6	-5	-4	.3
Book paper, uncoated free sheet		2621-4	06/81	101.6	100.0	99.8	-2	-1.5	-1.6	-3.6
Writing, chemical woodpulp		2621-421	06/81	99.5	98.4	98.1	-3	-1.0	-2.9	-4.6
Unwatermarked bond, No. 4 grade		2621-42111	06/81	102.5	102.1	102.1	0	-4	-4	-1
Other bond, except form bond		2621-42133	06/81	101.9	101.0	100.6	-4	(?)	-2.2	-4.1
Form bond, 12 pound		2621-42144	06/81	(?)	(?)	(?)	(?)	(?)	(?)	(?)
Form bond, 15 pound		2621-42155	06/81	98.8	98.0	98.0	0	-6	-1.7	-5.1
Other form bond		2621-42166	06/81	104.1	104.1	104.1	0	0	3.3	-1
Other chemical woodpulp writing paper		2621-42177	06/81	93.7	92.1	89.9	-2.4	-3.1	-10.3	-13.5
Publication and printing		2621-441	06/81	104.5	101.9	101.8	0	-2.4	.2	-2.6
Offset		2621-44122	06/81	102.7	101.5	101.5	0	-8	-9	-3.1
Other book printing		2621-44133	06/81	106.3	102.2	102.2	0	-3.9	1.2	(?)
Body stock for coating, for shipment to establishments without papermaking equipment		2621-451	06/81	100.2	94.1	94.1	0	-6.0	-7.3	(?)
Cover text		2621-465	06/81	106.4	106.4	106.4	0	0	.6	1.3

See footnotes at end of table.

Table 4. Producer price indexes for the net output of selected industries and their products—Continued

Industry and product ¹	Industry code	Product code	Index base	Index			Percent change to Oct. 1982 from —			
				June 1982 ²	Sep. 1982 ²	Oct. 1982 ²	Sep. 1982	July 1982	Apr. 1982	Oct. 1981
Paper mill products except building paper—Continued										
Cotton fiber paper and thin paper		2621-6	06/81	107.4	106.1	106.1	0	-1.2	-1.2	3.8
Writing, cotton fiber including cotton fiber index		2621-611	06/81	106.4	106.4	106.4	0	0	0	2.4
Thin paper		2621-671	06/81	107.8	105.9	105.9	0	-1.8	-1.8	4.5
Packaging and industrial converting paper, unbleached kraft										
Shipping sack		2621-7	06/81	94.4	95.5	94.2	-1.4	-3	-4.2	-5.9
Bag and sack, other than shipping sack		2621-731	06/81	92.3	(³)	95.3	(³)	3.2	-3.1	-4.7
Other converting, 18 pounds and over		2621-751	06/81	90.9	93.8	89.0	-5.1	-2.1	-7.1	-11.0
Other converting, 18 pounds and over		2621-761	06/81	99.8	99.2	99.2	0	-6	-1.7	-9
Packaging and industrial converting paper, except unbleached kraft										
Wrapping		2621-8	06/81	102.5	103.3	103.3	0	.9	-1	1.1
Shipping sack, including combination kraft and rope bleached and semibleached		2621-811	06/81	(³)	(³)	(³)	(³)	(³)	(³)	(³)
Bag and sack, other than shipping sack		2621-831	08/81	108.5	108.5	108.5	0	0	0	(³)
Other converting, 18 pounds and over		2621-851	06/81	102.1	100.8	100.8	0	-1.3	-1.3	-6
Glassine, greaseproof, and vegetable parchment		2621-861	06/81	100.3	100.0	100.0	0	0	-2.9	-2.9
Special industrial paper		2621-881	06/81	101.9	105.8	105.8	0	3.8	4.0	4.9
Secondary products		2621-9	06/81	104.8	104.4	104.4	0	.1	-5	1.4
Pulp mills		2621-S	06/81	97.6	96.9	100.2	3.5	.5	1.5	-2
Other secondary products		2611-S	06/81	90.6	84.2	92.1	9.3	3.7	1.6	-5.4
Paperboard mills		2621-SSS	06/81	86.8	84.8	84.8	0	-6.6	(³)	(³)
Sanitary paper products		2631-S	06/81	107.2	(³)	112.5	(³)	-5	4.2	6.9
Sanitary paper products		2647-S	06/81	104.2	(³)	103.6	(³)	-4	-8	2.1
Corrugated and solid fiber boxes										
Primary products	2653	2653-P	03/80	108.8	107.7	107.4	-3	-1.2	-1.9	-2.1
Corrugated shipping containers		2653-1	03/80	109.1	108.0	107.7	-2	-1.2	-1.9	-2.1
For foods and beverages		2653-112	03/80	109.1	107.9	107.6	-3	-1.3	-1.9	-2.1
For paper and allied products		2653-113	03/80	107.3	105.8	105.4	-3	-1.6	-2.7	-2.6
For glass, clay, and stone products		2653-114	03/80	107.8	105.9	104.9	-9	-2.3	-2.8	-2.7
For metal products and machinery, equipment and supplies, except electrical		2653-115	03/80	110.0	108.3	108.0	-3	-1.8	-3.8	-3.4
For electrical machinery, equipment, supplies and appliances		2653-116	03/80	116.3	115.6	115.9	.2	-3	-4	-4
For all other uses not specified above		2653-118	03/80	108.1	107.6	107.5	-1	-6	-6	-1
Corrugated paperboard in sheets and rolls, lined and unlined		2653-119	03/80	109.3	108.6	108.2	-4	-9	-1.2	-2.2
Corrugated paperboard in sheets and rolls, lined and unlined		2653-3	03/80	109.6	109.2	110.3	1.1	.6	-1.7	-1.3
Corrugated and solid fiber pallets, pads, and partitions		2653-4	03/80	108.7	106.4	106.4	0	-2.1	-2.9	-3.9
Newspaper publishing										
Primary products	2711	2711-P	12/79	131.6	132.4	133.0	.5	1.3	2.5	9.1
Circulation		2711-6	12/79	132.1	132.8	133.5	.5	1.1	2.3	9.0
Subscriptions		2711-61	12/79	128.4	129.6	131.6	1.5	2.2	2.7	7.7
Through intermediary		2711-611	12/79	132.9	134.3	137.3	2.2	3.1	3.6	9.6
Direct to reader		2711-612	12/79	133.9	(³)	138.9	(³)	3.5	4.1	9.8
Single copy sales		2711-62	12/79	125.9	125.9	125.9	0	0	0	7.7
Through intermediary		2711-621	12/79	119.3	119.9	119.9	0	0	.5	3.4
Direct to reader		2711-622	12/79	128.0	129.3	(³)	(³)	(³)	(³)	(³)
Advertising		2711-7	12/79	111.8	(³)	(³)	(³)	(³)	(³)	(³)
Classified advertising		2711-71	12/79	133.3	133.8	134.2	.2	.7	2.2	9.5
Commercial advertising		2711-72	12/79	134.9	135.0	135.5	.4	.7	1.9	5.5
National advertising		2711-721	12/79	132.7	133.5	133.7	.2	.7	2.3	10.9
Other advertising		2711-722	12/79	144.0	147.7	148.7	.7	3.2	4.7	17.7
Miscellaneous receipts		2711-M	12/79	131.2	(³)	131.7	(³)	.4	2.0	9.9
Resales		2711-S	12/79	115.6	115.6	116.1	.4	.4	.3	.3
Secondary products		2711-S289	12/79	(³)	(³)	(³)	(³)	(³)	(³)	(³)
Other, except preprinted newspaper inserts		2711-S	12/79	121.0	123.5	122.2	-1.1	7.1	7.4	12.2
Other, except preprinted newspaper inserts		2711-SSS	12/79	120.9	123.5	122.1	-1.1	7.4	7.7	12.7
Periodical publishing										
Primary products	2721	2721-P	12/79	128.1	129.7	130.5	.7	1.5	2.6	10.7
Advertising		2721-A	12/79	129.1	130.8	131.7	.6	1.5	2.7	11.4
Farm periodicals		2721-2	12/79	131.4	132.2	132.8	.5	1.2	1.4	11.9
General farm periodicals		2721-211	12/79	125.7	125.7	125.7	0	0	0	11.1
Business periodicals		2721-4	12/79	121.3	121.3	121.3	0	0	0	8.9
Industrial periodicals		2721-411	12/79	129.4	129.6	130.6	.8	1.5	1.5	7.7
Merchandising periodicals		2721-413	12/79	131.9	132.1	132.7	.4	1.0	1.2	8.3
Professional periodicals		2721-415	12/79	130.6	131.1	(³)	(³)	(³)	(³)	(³)
General periodicals		2721-6	12/79	121.3	121.5	(³)	(³)	(³)	(³)	(³)
Women's periodicals		2721-643	12/79	132.6	133.8	134.2	.4	1.2	1.4	14.2
General interest periodicals		2721-653	12/79	129.5	130.1	130.1	0	.5	.5	(³)
General news periodicals		2721-663	12/79	133.0	135.0	136.1	.8	2.3	2.7	14.1
Other periodicals		2721-73	12/79	136.1	136.1	136.1	0	0	0	21.1
Religious periodicals		2721-733	12/79	116.2	115.8	117.5	1.5	1.1	1.1	4.6
Other periodicals, n.e.c.		2721-737	12/79	123.5	123.5	123.5	0	0	0	6.2
Circulation		2721-C	12/79	(³)	(³)	(³)	(³)	(³)	(³)	(³)
General farm periodicals		2721-112	12/79	126.6	129.3	130.3	.8	1.7	4.3	10.9
Business periodicals		2721-3	12/79	142.4	142.4	142.4	0	0	1.9	(³)
Industrial periodicals		2721-307	12/79	133.3	136.9	136.9	0	.9	9.9	14.4
Professional periodicals		2721-317	12/79	120.6	(³)	(³)	(³)	(³)	(³)	(³)
General periodicals		2721-5	12/79	130.0	136.3	136.3	0	1.5	4.8	11.4
Women's periodicals		2721-54	12/79	125.2	127.3	128.7	1.1	1.5	2.8	10.3
Subscriptions		2721-543	12/79	122.0	127.6	127.6	0	0	4.6	9.8
Single copy sales		2721-545	02/80	119.2	(³)	130.1	(³)	0	9.1	(³)
General interest periodicals		2721-55	12/79	125.0	(³)	125.0	(³)	0	0	(³)
Subscriptions		2721-553	12/79	125.5	126.7	128.8	1.6	2.5	2.6	10.1
Subscriptions		2721-553	12/79	127.2	129.2	132.2	2.3	3.7	3.9	15.3

See footnotes at end of table.

Table 4. Producer price indexes for the net output of selected industries and their products—Continued

Industry and product ¹	Industry code	Product code	Index base	Index			Percent change to Oct. 1982 from —			
				June 1982 ²	Sep. 1982 ²	Oct. 1982 ²	Sep. 1982	July 1982	Apr. 1982	Oct. 1981
Periodical publishing—Continued										
Single copy sales		2721-555	12/79	123.2	123.2	124.0	0.7	0.7	0.7	(³)
General news periodicals		2721-56								
Subscriptions		2721-563	12/79	128.7	128.7	129.9	.9	.9	.9	13.3
Other periodicals		2721-7A	12/79	121.9	129.4	129.6	.1	6.2	7.6	10.7
Religious periodicals		2721-703	12/79	132.9	136.3	136.7	.3	2.7	5.3	11.4
Miscellaneous receipts		2721-M	12/79	105.8	105.8	105.8	0	0	0	2.0
Contract work and other miscellaneous receipts		2721-XY9	12/79	109.5	109.5	109.5	0	(³)	0	4.0
Secondary products		2721-S	12/79	126.4	128.1	129.4	1.0	2.2	2.3	7.7
Other secondary products		2721-SSS	12/79	162.5	166.5	166.5	0	1.9	2.4	4.9
Book publishing		2731-S	12/79	120.1	121.4	122.8	1.1	2.3	2.3	8.1
Book publishing	2731									
Primary products		2731-P	12/80	113.0	113.9	114.8	.8	1.6	2.0	5.1
Textbooks		2731-1	12/80	113.3	114.3	115.3	.8	1.7	2.1	5.4
Elementary textbooks		2731-1A	12/80	113.9	115.7	117.4	1.4	2.5	3.1	7.7
Hardbound		2731-1A	12/80	113.3	114.6	116.8	2.0	3.1	3.1	6.8
Paperbound		2731-111	12/80	114.2	116.0	119.1	2.7	4.3	4.3	9.0
High school textbooks		2731-1B	12/80	(³)	111.1	111.1	0	(³)	0	1.0
Hardbound		2731-1B	12/80	113.5	117.2	120.3	2.7	6.0	6.0	10.2
College textbooks		2731-113	12/80	113.8	118.1	120.4	2.0	(³)	5.8	9.8
Hardbound		2731-1C	12/80	114.8	115.4	116.4	.9	.8	1.5	8.7
Paperbound		2731-115	12/80	114.9	115.7	116.5	.7	.7	1.8	10.6
Workbooks		2731-116	12/80	114.0	114.0	115.8	1.6	1.1	.4	1.6
Elementary workbooks		2731-12	12/80	114.2	118.2	119.6	1.2	3.1	4.7	4.9
College workbooks		2731-121	12/80	108.3	113.9	113.9	0	2.8	5.1	5.1
Technical, scientific and professional books		2731-125	12/80	123.4	123.4	123.4	0	0	.3	2.7
Medical books		2731-3	12/80	113.8	113.1	114.3	1.1	1.5	1.8	4.6
Hardbound		2731-32	12/80	106.8	108.7	109.1	.4	2.2	2.4	-4
Paperbound		2731-325	12/80	106.6	108.1	108.5	.4	1.8	1.8	-1.4
Business books		2731-327	12/80	108.1	113.8	113.8	0	5.3	7.5	7.5
Hardbound		2731-33	12/80	102.2	102.7	102.7	0	.5	.5	.5
Other technical, scientific and professional books		2731-335	12/80	100.0	100.6	100.6	0	.6	.6	.6
Hardbound		2731-34	12/80	128.7	128.7	128.7	0	0	0	11.4
Other religious books		2731-345	12/80	125.2	125.2	125.2	0	0	0	4.4
Paperbound		2731-4	12/80	111.7	112.3	112.3	0	1.8	.5	1.3
General books		2731-44	12/80	112.9	112.9	112.9	0	0	0	-2
Mass market books		2731-447	12/80	124.3	124.3	124.3	0	0	0	2.3
Adult trade books		2731-5	12/80	111.0	111.6	112.0	.4	.8	1.5	3.5
Hardbound		2731-531	12/80	109.6	111.0	111.6	.5	1.8	3.6	6.2
Paperbound		2731-54	12/80	107.2	107.7	108.5	.7	.7	1.2	4.9
Juvenile books		2731-541	12/80	104.0	104.9	105.3	.4	.4	1.3	3.6
General reference books		2731-543	12/80	113.4	(³)	114.8	(³)	1.2	1.2	7.2
Subscription reference books		2731-55	12/80	98.5	98.5	98.5	0	0	0	0
Encyclopedias		2731-7	12/80	121.1	124.3	124.5	.2	2.9	2.9	10.9
Other reference books		2731-72	12/80	118.2	122.3	122.3	0	3.5	3.5	(³)
Other		2731-721	12/80	118.2	122.3	122.3	0	3.5	3.5	(³)
Secondary products		2731-74	12/80	130.7	130.7	131.9	.9	.9	.9	3.4
Other		2731-749	12/80	151.2	151.2	(³)	(³)	(³)	(³)	(³)
Secondary products		2731-S	12/80	114.9	114.9	114.9	0	0	0	2.7
Commercial printing, letterpress	2751									
Primary products		2751-P	06/82	100.0	100.3	100.2	-2	.3	(³)	(³)
Labels and printed rolls and sheets for packaging purposes, letterpress		2751-2	06/82	100.0	99.6	99.6	0	0	(³)	(³)
Labels, custom and stock, printed, including bordered, made of paper or foil, excluding cloth		2751-2A	06/82	100.0	100.0	100.0	0	0	(³)	(³)
Rolls, pressure sensitive, letterpress		2751-218	06/82	100.0	100.0	100.0	0	0	(³)	(³)
Flexographic pressure sensitive, flat and rolls		2751-219	06/82	100.0	100.0	100.0	0	0	(³)	(³)
Advertising printing, letterpress		2751-5	06/82	100.0	100.0	100.0	0	0	(³)	(³)
Other advertising printing		2751-598	06/82	100.0	(³)	100.0	(³)	0	(³)	(³)
Other general job printing, letterpress		2751-6	06/82	100.0	101.2	101.2	0	1.2	(³)	(³)
Ticket and coupon printing		2751-644	06/82	100.0	106.2	(³)	(³)	(³)	(³)	(³)
All other general commercial printing, letterpress, including flexographic, n.e.c.		2751-698	06/82	100.0	(³)	100.7	(³)	.7	(³)	(³)
Screen process printing, except textiles		2751-9	06/82	100.0	100.5	99.5	-1.0	-5	(³)	(³)
Decalcomanias and pressure sensitives, excluding labels		2751-911	06/82	100.0	98.8	98.8	0	.3	(³)	(³)
Labels, excluding labels made of cloth		2751-912								
Pressure sensitive, flat and rolls		2751-91217	06/82	100.0	100.0	(³)	(³)	(³)	(³)	(³)
Display advertising posters		2751-923	06/82	100.0	102.5	102.5	0	2.5	(³)	(³)
Counter and floor displays, point of purchase, and other display material		2751-925	06/82	100.0	101.2	101.6	.4	1.6	(³)	(³)
Printing on metal		2751-981	06/82	100.0	100.0	100.0	0	0	(³)	(³)
Miscellaneous receipts		2751-M	06/82	100.0	100.5	102.3	1.8	2.3	(³)	(³)
Contract work and other miscellaneous receipts		2751-XY9	06/82	100.0	100.0	105.6	5.6	(³)	(³)	(³)
Secondary products		2751-S	06/82	100.0	102.7	102.7	0	.4	(³)	(³)
Other secondary products		2751-SSS	06/82	100.0	104.2	104.2	0	.5	(³)	(³)
Commercial printing, lithographic		2752-S	06/82	100.0	102.7	102.7	0	.4	(³)	(³)
Commercial printing, lithographic	2752									
Primary products		2752-P	06/82	100.0	100.4	100.6	.2	.6	(³)	(³)
Magazine and periodical printing, lithographic		2752-1	06/82	100.0	99.8	100.1	.3	.2	(³)	(³)

See footnotes at end of table.

Table 4. Producer price indexes for the net output of selected industries and their products—Continued

Industry and product ¹	Industry code	Product code	Index base	Index			Percent change to Oct. 1982 from —			
				June 1982 ²	Sep. 1982 ²	Oct. 1982 ²	Sep. 1982	July 1982	Apr. 1982	Oct. 1981
Commercial printing, lithographic—Continued										
Magazines and periodicals, excluding Sunday supplements, sheet-fed		2752-112	06/82	(?)	(?)	(?)	(?)	(?)	(?)	(?)
Magazines and periodicals, excluding Sunday supplements, web-fed		2752-114	06/82	100.0	99.8	(?)	(?)	(?)	(?)	(?)
Labels and printed rolls and sheets for packaging purposes, lithographic		2752-2	06/82	100.0	100.3	100.3	0	0	(?)	(?)
Labels, custom and stock, printed, excluding cloth		2752-211								
Pressure sensitive, flat and rolls		2752-21107	06/82	(?)	(?)	(?)	(?)	(?)	(?)	(?)
Catalog and directory printing, lithographic		2752-3	06/82	100.0	101.2	101.3	0	.7	(?)	(?)
Catalogs, sheet-fed		2752-312	06/82	100.0	103.7	103.7	.1	2.1	(?)	(?)
Catalogs, web-fed		2752-314	06/82	100.0	100.0	100.0	0	0	(?)	(?)
Financial and legal printing, lithographic		2752-4	06/82	100.0	100.6	101.4	.8	1.0	(?)	(?)
Other financial and legal printing		2752-419	06/82	100.0	100.0	100.0	0	0	(?)	(?)
Bank form printing, excluding checkbooks		2752-427	06/82	100.0	102.2	102.2	0	(?)	(?)	(?)
Advertising printing, lithographic		2752-5	06/82	100.0	100.2	100.5	.4	.6	(?)	(?)
Direct mail, sheet-fed		2752-512	06/82	100.0	100.1	(?)	(?)	(?)	(?)	(?)
Direct mail, web-fed		2752-514	06/82	100.0	100.4	101.2	.8	1.2	(?)	(?)
Counter and floor displays, point of purchase, and other printed display material		2752-525	06/82	100.0	100.0	100.0	0	0	(?)	(?)
Other advertising printing, sheet-fed		2752-551	06/82	100.0	100.3	100.5	.2	.8	(?)	(?)
Other advertising printing, web-fed		2752-553	06/82	100.0	100.0	100.2	.2	.2	(?)	(?)
Other general job printing, lithographic		2752-6	06/82	100.0	100.7	100.5	-.3	.5	(?)	(?)
Newspapers, web-fed		2752-614	06/82	100.0	99.2	99.2	0	-.8	(?)	(?)
Business forms, excluding blank books and looseleaf forms, sheet-fed		2752-692	06/82	100.0	101.6	101.4	-.2	1.4	(?)	(?)
All other general commercial printing, n.e.c., sheet-fed		2752-697	06/82	100.0	100.4	100.5	.2	.5	(?)	(?)
All other general commercial printing, n.e.c., web-fed		2752-699	06/82	(?)	(?)	(?)	(?)	(?)	(?)	(?)
Miscellaneous receipts		2752-M	06/82	100.0	100.0	100.0	0	0	(?)	(?)
Contract work and other miscellaneous receipts		2752-XY9	06/82	100.0	100.0	100.0	0	0	(?)	(?)
Secondary products		2752-S	06/82	100.0	100.8	101.3	.5	1.3	(?)	(?)
Commercial printing, letterpress		2751-S	06/82	100.0	100.8	102.1	1.4	2.1	(?)	(?)
Other secondary products		2752-SSS	06/82	100.0	102.1	102.1	0	2.0	(?)	(?)
Manifold business forms		2761-S	06/82	100.0	100.4	100.5	.1	.5	(?)	(?)
Commercial printing, gravure	2754		06/82	100.0	99.9	100.2	.3	.1	(?)	(?)
Primary products		2754-P	06/82	100.0	99.9	100.1	.2	0	(?)	(?)
Labels and printed rolls and sheets for packaging purposes, gravure		2754-2								
Labels, custom and stock, excluding cloth		2754-22	06/82	100.0	100.9	100.9	0	.6	(?)	(?)
Flat, except pressure sensitive		2754-221	06/82	100.0	100.1	100.1	0	.1	(?)	(?)
Rolls, except pressure sensitive		2754-224	06/82	100.0	101.8	101.8	0	1.1	(?)	(?)
Printed rolls and sheets for packaging purposes, excluding bags, envelopes, pouches, etc.		2754-23	06/82	100.0	100.0	100.0	0	-.4	(?)	(?)
Paper, single web		2754-232	06/82	100.0	100.0	99.9	-.1	0	(?)	(?)
Other, including multiweb structures		2754-235	06/82	100.0	100.0	100.2	.2	-.8	(?)	(?)
Other general job printing, gravure		2754-6	06/82	100.0	100.5	100.5	0	.5	(?)	(?)
All other general commercial printing, n.e.c.		2754-698	06/82	100.0	100.9	100.9	0	.9	(?)	(?)
Gravure plates and cylinders		2754-7	06/82	100.0	100.1	100.1	0	.1	(?)	(?)
Secondary products		2754-S	06/82	100.0	99.6	100.4	.7	.7	(?)	(?)
Alkalies and chlorine	2812		12/80	127.7	123.7	119.5	-3.4	-3.3	-2.7	-1.4
Primary products		2812-P	12/80	135.8	129.4	123.0	-4.9	-4.6	-7.1	-4.0
Chlorine		2812-1	12/80	101.9	98.9	96.0	-2.9	-4.6	-1.6	2.9
Chlorine gas		2812-111	12/80	89.4	93.1	94.3	1.4	5.3	6.7	4.2
Liquid chlorine		2812-115	12/80	103.3	99.5	96.2	-3.3	-5.6	(?)	2.7
Sodium hydroxide (caustic soda)		2812-3								
All other concentrations - liquid		2812-365	12/80	158.7	151.7	141.1	-7.0	-4.3	-9.6	-6.6
50 percent regular diaphragm grade		2812-36511	12/80	173.7	167.1	149.4	-10.6	-4.3	-12.1	-10.7
50 percent from mercury cell		2812-36512	12/80	134.4	126.6	127.4	.6	-4.3	-4.4	2.2
Bead caustic soda		2812-36711	03/82	(?)	96.4	98.5	2.1	-4.7	(?)	(?)
Secondary products		2812-S	12/80	114.4	114.3	113.7	-.5	-.9	6.4	3.7
Industrial gases	2813		06/81	103.4	104.4	104.8	.4	1.0	1.5	6.3
Primary products		2813-P	06/81	102.5	103.1	103.4	.3	.9	.8	5.4
Acetylene		2813-2	06/81	110.7	111.8	111.8	0	1.0	1.0	9.3
Carbon dioxide		2813-3	06/81	124.5	123.6	123.7	.1	-.5	-.8	23.2
Liquid & gas		2813-311	06/81	115.0	114.0	114.1	.2	-.7	-1.0	13.4
Solid		2813-331	06/81	(?)	138.6	138.7	.1	-.1	(?)	(?)
Nitrogen		2813-5	06/81	97.0	98.3	98.8	.5	1.9	1.3	1.3
Gas		2813-511	06/81	103.2	108.3	110.3	1.8	6.9	4.7	(?)
Liquid		2813-522	06/81	(?)	(?)	(?)	(?)	(?)	(?)	(?)
Oxygen		2813-6								
Liquid		2813-622	06/81	101.7	101.7	101.7	0	0	0	6.4
Other industrial gases		2813-7	06/81	101.3	102.8	103.5	.7	1.7	2.4	3.1
Miscellaneous receipts		2813-M	06/81	112.1	115.6	116.5	.8	2.0	7.0	13.4
Plastic materials and resins	2821		12/80	106.7	107.2	107.0	-.3	.3	-1.3	-3.6
Primary products		2821-P	12/80	103.7	103.9	103.5	-.3	.3	-1.7	-5.7
Thermoplastic resins		2821-3	12/80	102.5	102.7	102.3	-.4	.4	-2.3	-7.1
Low density polyethylene resins		2821-331	12/80	87.0	85.3	85.2	-.1	2.1	-10.1	-23.6
For film and sheeting		2821-33101	12/80	78.6	73.4	73.3	-.2	-.2	-18.1	-34.3

See footnotes at end of table.

Table 4. Producer price indexes for the net output of selected industries and their products—Continued

Industry and product ¹	Industry code	Product code	Index base	Index			Percent change to Oct. 1982 from —			
				June 1982 ²	Sep. 1982 ²	Oct. 1982 ²	Sep. 1982	July 1982	Apr. 1982	Oct. 1981
Plastic materials and resins—Continued										
High density polyethylene resins		2821-341								
For blow molding		2821-34101	12/80	99.1	97.0	97.0	0	-1.7	-6.5	-12.7
Polypropylene resins		2821-351	12/80	119.9	117.1	116.3	-7	-1.2	-4.0	-5.3
For injection molding		2821-35101	12/80	126.7	126.7	122.3	-3.5	(³)	-3.4	(³)
For fiber and filaments		2821-35102	12/80	110.0	104.9	105.6	.6	-1.9	-7.5	-17.3
Styrene plastics materials		2821-361	12/80	109.5	108.9	107.6	-1.2	-8	-1.5	-1.9
Rubber modified polystyrene resins		2821-36102	12/80	101.6	100.6	100.6	0	0	(³)	-5
Vinyl and vinylidene resins		2821-371	12/80	88.9	93.0	95.9	3.2	5.4	8.3	-7.8
Homopolymer resins, excluding dispersion		2821-37101	12/80	84.5	89.4	93.0	4.0	7.0	10.5	(³)
Copolymer resins excluding dispersion		2821-37102	12/80	97.8	98.8	99.9	1.0	(³)	3.7	(³)
Dispersion resins		2821-37103	12/80	(³)	113.6	(³)	(³)	(³)	(³)	(³)
Other non-engineering thermoplastic resins		2821-399	12/80	112.9	113.4	114.2	.7	.7	2.7	(³)
Thermosetting resins		2821-4	12/80	108.9	109.2	109.2	0	0	.8	1.0
Epoxy resins		2821-411	12/80	122.6	(³)	(³)	(³)	(³)	(³)	(³)
Phenolic and other tar acid resins		2821-421	12/80	106.1	105.9	105.9	0	-4	-2	.8
Phenolic molding compounds		2821-42101	12/80	106.0	106.0	106.0	0	0	.1	.1
All other phenolic and other tar acid resins		2821-42102	12/80	106.1	(³)	(³)	(³)	(³)	(³)	(³)
Polyester resins, unsaturated		2821-431	12/80	111.5	111.3	111.5	.1	.8	2.6	2.0
Urea - formaldehyde resins		2821-441	12/80	107.8	107.2	107.2	0	(³)	-1.2	-1.5
All other thermosetting resins		2821-499	12/80	103.5	103.6	103.6	0	-1	.4	.2
Secondary products		2821-S	12/80	122.9	125.4	125.4	0	.6	.5	(³)
Synthetic rubber										
Primary production	2822		06/81	102.5	100.8	100.1	-7	-1.7	-3.3	-1.5
Styrene butadiene (SBR)		2822-P	06/81	102.7	100.8	99.7	-1.1	-2.2	-3.7	-1.5
Styrene butadiene - solid		2822-1	06/81	96.4	93.5	91.7	-2.0	-4.0	-6.0	-6.7
Specialty elastomers		2822-111	06/81	95.9	92.6	90.5	-2.2	-4.5	-6.8	-7.7
		2822-8	06/81	109.2	108.3	108.4	.1	.1	-1.3	5.1
Noncellulosic organic fibers										
Primary products	2824		06/81	102.9	102.2	100.6	-1.6	-1.8	-3.0	-4.0
Yarn and monofilament		2824-P	06/81	103.6	103.2	100.7	-2.4	-2.2	-3.5	-5.0
Nylon and aramid, excluding producer textured yarn		2824-7	06/81	104.2	104.1	101.2	-2.8	-3.4	-3.9	-4.6
Textile		2824-701	06/81	105.1	106.7	106.3	-4	-4	1.1	1.1
35-59 drawn equivalent denier		2824-70122	06/81	105.2	103.7	103.7	-1	-1.4	-1.7	1.5
Polyester, excluding producer textured yarn		2824-702	06/81	95.7	91.7	(³)	(³)	(³)	(³)	(³)
Textile, selected deniers		2824-7021	06/81	102.2	104.1	104.3	.1	2.0	-8	(³)
145-179 drawn equivalent denier		2824-70212	06/81	100.4	100.4	100.4	0	0	-4.1	(³)
Producer textured yarn and monofilament		2824-703	06/81	98.2	98.2	98.2	0	0	-5.2	(³)
Nylon		2824-7032	06/81	104.9	100.6	90.7	-9.8	-13.2	-14.2	-16.5
Carpet yarn		2824-70322	06/81	99.0	100.4	100.4	0	1.1	0	.2
Other producer textured yarn and monofilament		2824-70331	06/81	102.1	96.8	95.6	-1.2	-2.6	-6.4	-5.6
Staple, tow and fiberfill		2824-8	06/81	102.7	101.9	100.0	-1.8	-3	-2.8	-5.5
Nylon and aramid		2824-801	06/81	109.6	108.0	108.0	0	-2	-1.9	-2.3
Acrylic and modacrylic		2824-802	06/81	101.4	100.7	93.4	-7.3	.8	-6.7	-12.4
Up to 4 denier		2824-80201	06/81	93.4	92.3	92.6	.3	1.3	1.4	-10.9
Polyester		2824-803	06/81	99.3	98.7	98.3	-5	-8	-1.7	(³)
Staple and tow		2824-8031	06/81	98.0	97.3	96.8	-5	-9	-2.0	(³)
Up to 2.5 denier, excluding fiberfill		2824-80312	06/81	94.1	93.2	92.5	-7	-1.2	-2.6	(³)
Other staple, tow and fiberfill		2824-804	06/81	103.9	104.0	102.4	-1.6	-1.7	-1.8	-1.2
Biological products										
Primary products	2831		03/80	108.5	108.7	108.5	-1	.1	0	3.9
Blood and blood derivatives, for human use		2831-P	03/80	107.9	107.9	107.7	-1	-1	-2	3.9
Normal human blood serum		2831-1	03/80	104.5	104.4	104.5	0	0	0	9.5
Other blood derivatives or fractions, except those used for passive immunization		2831-117	03/80	71.3	(³)	(³)	(³)	(³)	(³)	(³)
Vaccines, toxoids and antigens, for human use		2831-2	03/80	103.9	103.9	(³)	(³)	(³)	(³)	(³)
Antigens		2831-213	03/80	108.8	108.8	108.8	0	0	.6	8.3
Diagnostic substances and other biologics, except for industrial use		2831-4	03/80	117.8	(³)	117.8	(³)	(³)	0	10.2
Allergenic extracts, including poison ivy and poison oak extracts and allergens		2831-413	03/80	113.5	113.5	113.5	0	0	.2	3.1
Diagnostic substances, except diagnostic allergens		2831-415	03/80	118.8	118.8	118.8	0	0	0	7.1
Biological products for veterinary use		2831-5	03/80	(³)	113.4	(³)	(³)	(³)	(³)	(³)
Vaccines, bacterins, toxoids and other antigens (except allergens) for active immunization		2831-513	03/80	94.5	94.2	93.2	-1.1	-9	-2.4	-4.3
Secondary products		2831-S	03/80	113.9	116.9	116.9	0	2.7	2.7	7.5
Other secondary products		2831-SSS	03/80	(³)	(³)	(³)	(³)	(³)	(³)	(³)
Pharmaceuticals		2834-S	03/80	115.4	115.4	115.4	.0	0	0	4.3
Medicinal chemicals and botanical products (in bulk)										
Primary products	2833		06/82	100.0	99.7	100.4	.8	.4	(³)	(³)
Synthetic organic medicinal chemicals		2833-P	06/82	100.0	99.6	100.6	1.0	.6	(³)	(³)
All other synthetic organic medicinal chemicals		2833-1	06/82	100.0	99.5	100.6	1.2	.8	(³)	(³)
Other medicinals and botanicals		2833-161	06/82	100.0	98.3	98.3	0	-1.7	(³)	(³)
Botanical drugs		2833-2	06/82	100.0	100.0	100.3	.3	.3	(³)	(³)
Mixtures of two or more substances for therapeutic or prophylactic use		2833-201	06/82	100.0	100.0	100.0	0	0	(³)	(³)
Secondary products		2833-205	06/82	100.0	100.0	101.3	1.3	1.3	(³)	(³)
Other secondary products		2833-S	06/82	100.0	100.0	100.0	0	0	(³)	(³)
		2833-SSS	06/82	100.0	100.0	100.0	0	0	(³)	(³)

See footnotes at end of table.

Table 4. Producer price indexes for the net output of selected industries and their products—Continued

Industry and product ¹	Industry code	Product code	Index base	Index			Percent change to Oct. 1982 from —				
				June 1982 ²	Sep. 1982 ²	Oct. 1982 ²	Sep. 1982	July 1982	Apr. 1982	Oct. 1981	
Pharmaceutical preparations	2834		06/81	110.1	113.2	114.6	1.3	3.8	4.7	10.3	
Primary products		2834-P	06/81	109.9	112.0	112.9	.8	2.5	3.2	9.7	
Pharmaceutical preparations, prescription		2834-1	06/81	110.8	113.0	114.1	1.0	2.8	3.2	10.2	
Analgesics		2834-102	06/81	113.3	124.7	124.6	-.1	9.9	10.3	19.9	
Narcotic analgesics		2834-1021	06/81	112.5	118.4	118.1	-.3	4.9	5.0	7.9	
Codeine and combinations		2834-10211	06/81	110.7	116.9	116.9	0	5.6	5.6	6.8	
Antiarthritics		2834-105	06/81	115.7	117.1	117.1	0	0	3.2	8.4	
Anticoagulants		2834-106	06/81	(³)	(³)	104.8	(³)	(³)	(³)	(³)	
Systemic anti-infectives		2834-111	06/81	107.7	110.1	110.4	.2	3.5	1.4	4.9	
Broad and medium spectrum antibiotics		2834-1111	06/81	109.4	111.5	112.0	.4	3.7	.7	4.8	
Broad spectrum penicillins		2834-11112	06/81	116.6	113.9	(³)	(³)	(³)	(³)	(³)	
Antispasmodic/antisecretory		2834-116	06/81	110.5	112.3	115.3	2.7	3.6	4.7	11.7	
Bronchial therapy		2834-118	06/81	98.6	98.6	105.2	6.7	6.7	7.3	(³)	
Cancer therapy products		2834-119	06/81	(³)	131.2	131.2	0	0	(³)	(³)	
Cardiovascular therapy		2834-121	06/81	111.1	112.5	112.7	.2	1.0	3.4	11.4	
Antihypertensive drugs		2834-12119	06/81	111.6	112.6	112.6	0	0	5.2	10.2	
Vasodilators		2834-12129	06/81	(³)	111.6	111.6	0	0	(³)	(³)	
Other cardiovasculars		2834-12191	06/81	109.5	112.6	113.3	.6	3.4	3.4	12.7	
CNS stimulants		2834-123	06/81	120.4	123.1	123.1	0	4.9	6.6	(³)	
Contraceptives (excluding devices, kits, implants, etc.)		2834-124	06/81	(³)	113.7	113.7	0	0	(³)	(³)	
Cough and cold preparations		2834-125	06/81	113.4	121.5	121.6	0	6.8	8.5	(³)	
Dermatological preparations		2834-126	06/81	114.0	115.2	121.5	5.4	6.8	5.9	16.8	
Fungicides		2834-12619	06/81	118.8	(³)	(³)	(³)	(³)	(³)	(³)	
Antipruritics		2834-12641	06/81	108.3	108.5	122.4	12.8	13.1	13.1	(³)	
Diuretics		2834-128	06/81	105.1	113.0	110.1	-2.6	-9	.1	3.0	
Hormones		2834-135	06/81	107.2	105.6	105.4	-.2	-1.6	(³)	(³)	
Muscle relaxants		2834-139	06/81	107.1	112.7	112.7	0	0	(³)	(³)	
Nutrients and supplements		2834-141	06/81	112.5	116.7	(³)	(³)	(³)	(³)	(³)	
Ophthalmic and otic preparations		2834-142	06/81	120.6	123.2	123.2	0	2.1	3.3	10.4	
Psychotherapeutics		2834-144	06/81	116.7	119.6	123.1	3.0	5.5	6.1	16.5	
Sedatives		2834-145	06/81	(³)	116.4	(³)	(³)	(³)	(³)	(³)	
Vitamins		2834-148	06/81	(³)	106.2	106.7	.5	.5	(³)	(³)	
Multivitamins		2834-14819	06/81	(³)	108.8	110.2	1.3	1.3	(³)	(³)	
Miscellaneous prescription pharmaceutical preparations		2834-198	06/81	115.7	117.7	119.5	1.6	1.8	5.3	15.8	
Pharmaceutical preparations, non-prescription		2834-2	06/81	108.5	110.2	111.4	1.1	2.0	3.3	8.7	
Analgesics, internal (except antiarthritics)		2834-201	06/81	112.9	114.8	116.2	1.2	2.5	3.5	9.1	
Aspirin/aspirin-salicylate compounds		2834-20101	06/81	113.8	114.9	116.9	1.7	2.7	2.8	7.7	
Non-aspirin (including effervescent)		2834-20102	06/81	110.7	114.5	114.5	0	2.0	5.2	12.6	
Antacids		2834-202	06/81	109.5	111.4	111.4	0	.2	4.4	11.4	
Liquids		2834-20201	06/81	110.2	111.5	111.5	0	0	4.0	(³)	
Other antacids		2834-20202	06/81	108.9	111.3	111.3	0	.4	4.7	11.3	
Antiseptics and antibacterials		2834-206	06/81	109.5	113.7	113.7	0	2.1	3.1	3.3	
Cough and cold preparations		2834-208	06/81	113.4	116.4	117.8	1.2	3.4	6.4	15.2	
Cough syrups, elixirs, expectorants, drops, lozenges, gums, troches		2834-20819	06/81	110.8	111.5	111.5	0	(³)	3.8	(³)	
Cold tablets, capsules (including antihistamine cold preparations)		2834-20831	06/81	118.7	122.9	122.9	0	(³)	8.9	17.8	
Decongestants		2834-20849	06/81	112.0	114.1	122.2	7.2	9.1	9.4	14.7	
Dermatologicals		2834-209	06/81	107.5	107.5	113.9	5.9	5.9	5.9	13.2	
Other dermatologicals		2834-20909	06/81	108.2	108.2	116.3	7.5	7.5	7.2	14.1	
External analgesics and counterirritants		2834-211	06/81	102.7	102.7	102.7	0	0	(³)	.1	
Hematinics		2834-214	06/81	104.1	104.5	104.5	0	.4	(³)	(³)	
Hemorrhoidal preparations		2834-215	06/81	107.2	109.8	109.8	0	2.4	2.4	(³)	
Laxatives		2834-216	06/81	102.9	105.2	107.4	2.1	2.1	4.4	6.8	
Vitamins		2834-221	06/81	105.3	105.2	105.0	-.1	.2	0	4.4	
Adult multivitamins		2834-22101	06/81	104.7	104.6	104.6	0	.5	.9	5.0	
B-complex		2834-22102	06/81	101.4	101.4	101.4	0	0	-3.8	(³)	
Other vitamins		2834-22109	06/81	107.8	107.8	107.3	-.5	-.5	-1.2	4.7	
Miscellaneous non-prescription pharmaceutical preparations		2834-298	06/81	106.4	(³)	106.4	(³)	0	1.0	5.5	
Pharmaceutical preparations, veterinary		2834-3	06/81	100.7	103.8	98.7	-4.9	-1.8	3.2	5.9	
Prescription		2834-301	06/81	97.5	(³)	96.0	(³)	(³)	3.7	6.2	
Non-prescription		2834-302	06/81	108.3	109.2	104.9	-3.9	2.1	2.1	5.3	
Other non-prescription		2834-30209	06/81	103.5	(³)	99.2	(³)	(³)	-3.4	-1.4	
Miscellaneous receipts		2834-M	06/81	(³)	121.0	129.1	6.7	6.7	(³)	(³)	
Resales		2834-Z89	06/81	(³)	121.0	129.1	-6.7	6.7	(³)	(³)	
Secondary products		2834-S	06/81	107.2	117.6	119.5	1.7	11.5	13.8	15.5	
Biological products		2831-S	06/81	112.1	168.3	168.0	-.2	50.0	58.2	60.6	
Other secondary products		2834-SSS	06/81	108.7	109.1	112.6	3.1	3.5	4.2	6.4	
Toilet preparations		2844		03/80	124.7	121.9	120.1	-1.5	-2.9	-5.9	1.3
Primary products			2844-P	03/80	126.6	124.6	121.1	-2.8	-4.7	-4.1	4.3
Shaving preparations			2844-1	03/80	119.9	136.0	120.4	-11.5	-9.6	-4.8	8.0
Shaving soaps and creams			2844-135	03/80	128.9	139.0	130.6	-6.1	1.3	-6.1	9.6
Aftershave preparations	2844-156		03/80	116.0	136.1	116.0	-14.7	-14.7	-4.7	8.0	
Perfume, toilet water, and cologne	2844-2		03/80	132.8	119.0	112.0	-5.9	-13.7	-15.7	2.6	
Perfume	2844-2A		03/80	125.0	125.0	112.6	-9.9	-.5	-9.9	6.5	
Liquid and solid perfume	2844-223		03/80	130.8	130.8	99.2	-24.1	-1.4	-24.1	2.3	
Cologne and toilet water	2844-232		03/80	136.1	116.3	111.6	-4.0	-18.5	-18.0	1.0	
Hair preparations	2844-3		03/80	121.6	121.1	121.2	.1	1.3	.9	4.2	
Hair tonics and rinses	2844-3A		03/80	133.0	130.5	130.0	-.4	-1.8	1.0	8.9	
Hair tonics	2844-321		03/80	126.8	126.2	125.7	-.4	-.3	.9	9.7	
Hair dressings and sprays	2844-3B		03/80	147.8	136.0	133.6	-1.7	-1.6	-.3	5.3	

See footnotes at end of table.

Table 4. Producer price indexes for the net output of selected industries and their products—Continued

Industry and product ¹	Industry code	Product code	Index base	Index			Percent change to Oct. 1982 from —			
				June 1982 ²	Sep. 1982 ²	Oct. 1982 ²	Sep. 1982	July 1982	Apr. 1982	Oct. 1981
Toilet preparations—Continued										
Hair dressings		2844-341	03/80	127.6	(³)	133.2	(³)	6.5	(³)	(³)
Hair sprays		2844-36A								
Aerosol hair sprays		2844-36B	03/80	151.5	138.4	135.3	-2.3	-2.3	-0.9	4.7
Shampoos		2844-31	03/80	110.2	108.5	108.5	0	-1.0	-5.1	-3.4
Synthetic organic detergent		2844-31A	03/80	109.0	106.8	106.8	0	-1.3	-6.7	-5.7
Liquid synthetic organic detergent		2844-31B	03/80	106.3	104.1	104.1	0	-1.3	-6.9	(³)
Soap shampoos		2844-313	03/80	118.1	118.3	118.3	0	.2	.9	5.3
Permanents - both home and commercial		2844-337	03/80	119.4	(³)	128.4	(³)	6.6	10.3	(³)
Hair coloring preparations		2844-351	03/80	(³)	113.1	113.1	0	7.6	(³)	(³)
Other hair preparations		2844-398	03/80	117.5	124.3	124.3	0	0	5.8	8.9
Other cosmetics and toilet preparations		2844-5	03/80	128.1	129.5	126.1	-2.6	-3.9	-1.2	4.4
Creams and lotions		2844-51	03/80	124.9	125.6	118.9	-5.3	-5.2	-1.6	1.5
Creams		2844-51A	03/80	127.8	129.1	122.5	-5.1	-5.0	-1.7	3.6
Cleansing creams		2844-511	03/80	145.5	150.1	141.6	-5.7	-5.7	1.4	12.2
Foundation creams		2844-512	03/80	115.2	115.9	115.9	0	.6	.6	5.7
Lubricating creams, including hormone creams		2844-513	03/80	140.7	(³)	119.5	(³)	-15.1	(³)	(³)
Other creams		2844-514	03/80	113.7	113.7	114.6	.8	.8	.8	6.8
Lotions and oils		2844-51B	03/80	122.4	122.5	115.8	-5.5	-5.4	-1.4	-4
Suntan lotions and sunscreens, including oils		2844-515	03/80	107.6	108.2	108.2	0	.5	.5	-3
Hand lotions		2844-518	03/80	129.5	(³)	111.9	(³)	-13.6	(³)	(³)
Other lotions & oils, including petroleum jellies but excluding hair, aftershave & bath oils		2844-519	03/80	121.0	121.0	121.0	0	0	.3	6.3
Cosmetics		2844-52A	03/80	138.4	132.6	136.4	2.9	-2.5	4.6	9.3
Lip preparations (lipstick, lip gloss, etc.)		2844-521	03/80	134.8	136.9	129.6	-5.3	-5.8	-3.9	1.0
Blushers (rouges), excluding lip rouge		2844-522	03/80	119.3	119.3	119.3	0	0	1.7	6.9
Eye preparations (mascara, eye shadows, eye liners, eye creams, etc.)		2844-523	03/80	141.7	123.2	143.5	16.5	.8	18.5	22.4
Deodorants		2844-52B	03/80	137.3	135.5	135.5	0	-1.6	-3.4	5.6
Underarm deodorants		2844-52C								
Aerosol underarm deodorants		2844-527	03/80	131.6	132.6	132.6	0	.7	-5.7	2.6
Liquid, cream and roll-on deodorants		2844-528	03/80	123.4	119.0	119.0	0	-4.3	-5	9.5
Manicure preparations		2844-53	03/80	125.0	126.2	126.0	-1	1.0	4.4	8.3
Nail lacquers and enamels		2844-531	03/80	139.6	(³)	(³)	(³)	(³)	(³)	(³)
Powders		2844-54	03/80	122.1	126.2	126.2	.1	1.5	3.6	9.7
Face powders		2844-543	03/80	122.9	133.2	133.5	.2	1.1	8.6	(³)
Wet application powders, and other powders, including foot powders		2844-549	03/80	119.8	128.1	128.1	0	6.8	8.4	15.6
Bath oils and salts		2844-56								
Bath oils and salts		2844-561	03/80	99.8	146.1	99.5	-31.9	-31.8	-32.3	(³)
Miscellaneous receipts		2844-M	03/80	99.8	90.2	97.4	7.9	12.1	-24.2	-24.1
Secondary products		2844-S	03/80	138.9	139.6	144.8	3.8	4.1	7.2	15.6
Nitrogenous fertilizers										
2873										
Primary products		2873-P	12/79	122.9	119.4	118.6	-7	-1.1	-5.0	-5.8
Synthetic ammonia, nitric acid and ammonium compounds		2873-1	12/79	121.5	117.9	116.6	-1.1	-1.5	-5.9	-5.6
Nitrate (100% NH ₄ NO ₃)		2873-1A	12/79	124.2	120.6	118.7	-1.6	-2.3	-5.3	-3.5
Nitrate for fertilizer use		2873-15A	12/79	130.1	128.0	121.9	-4.7	-3.7	-8.9	-5.4
Solid nitrate		2873-152	12/79	132.5	129.5	120.3	-7.1	-5.4	-13.0	-10.9
Nitrogen solutions and other ammonium compounds		2873-1B	12/79	117.0	112.6	111.6	-9	-3.0	-3.9	-2
Nitrogen solutions, including mixtures containing urea (100%N)		2873-155	12/79	116.8	112.5	111.3	-1.1	(³)	-3.8	2.1
Anhydrous and aqua ammonia		2873-13								
Anhydrous ammonia		2873-131	12/79	(³)	(³)	(³)	(³)	(³)	(³)	(³)
Urea		2873-2	12/79	111.1	107.1	108.2	1.0	2.3	-8.4	-13.9
Secondary products		2873-S	12/79	123.2	120.8	122.1	1.1	.8	-.9	-6.8
Phosphatic fertilizers		2874-S	12/79	104.3	(³)	(³)	(³)	(³)	(³)	(³)
Phosphatic fertilizers										
2874										
Primary products		2874-P	12/79	115.2	110.1	110.6	.5	-3.7	-4.3	-4.7
Phosphoric acid		2874-1	12/79	114.0	108.5	109.5	.9	-3.7	-4.8	-5.0
Wet process phosphoric acid		2874-151	12/79	130.2	122.2	120.4	-1.4	-7.2	-7.6	-9.4
Superphosphate and other phosphatic fertilizer materials		2874-2	12/79	111.4	105.2	107.9	2.5	-2.9	-4.3	-4.1
Superphosphate		2874-2A	12/79	107.4	98.6	97.2	-1.5	-9.9	-9.8	-7.0
Triple superphosphates (42% P ₂ O ₅ and above)		2874-241	12/79	107.1	97.9	96.3	-1.6	-10.6	-10.4	-8.2
Ammonium phosphates and other phosphatic fertilizer materials		2874-2B	12/79	112.7	107.2	111.1	3.6	-.9	-2.8	-3.3
Ammonium phosphates		2874-251	12/79	115.0	108.8	113.2	4.1	-1.0	-3.1	-3.7
Mixed fertilizers, produced from one or more materials made in the same plant		2874-3	12/79	113.3	113.0	109.3	-3.3	-3.6	-3.7	-4.1
Complete mixed fertilizer		2874-31	12/80	106.4	106.1	102.2	-3.7	-4.0	-4.0	-3.2
Complete mixed fertilizer, dry form		2874-313	12/79	113.4	113.0	110.7	-2.0	-2.4	-2.3	-1.5
Complete mixed fertilizer, dry form, other N-P-K		2874-31306	12/79	118.2	117.8	(³)	(³)	(³)	(³)	(³)
Secondary products		2874-S	12/79	130.2	125.5	124.3	-1.0	-4.2	1.6	1.6
Fertilizers, mixing only										
2875										
Mixed fertilizers (made by plants which do not manufacture phosphatic fertilizer materials)		2875-P	12/79	122.8	121.2	120.8	-.3	-1.5	-1.6	.6
Complete mixed fertilizers (guarantees N, P ₂ O ₅ and K ₂ O)		2875-2A	12/79	121.2	119.6	119.2	-.3	-1.6	-1.7	.6
Complete mixed fertilizer, dry form		2875-213	12/79	122.1	120.3	120.0	-.3	-1.7	-2.1	0
Complete mixed fertilizer, dry form, 5-10-15 N-P-K		2875-21301	12/79	124.5	123.5	122.7	-.6	-1.1	-1.3	3.8
Complete mixed fertilizer, dry form, 6-24-24 N-P-K		2875-21302	12/79	112.2	(³)	108.4	(³)	-3.4	-3.4	4.4

See footnotes at end of table.

Table 4. Producer price indexes for the net output of selected industries and their products—Continued

Industry and product ¹	Industry code	Product code	Index base	Index			Percent change to Oct. 1982 from —			
				June 1982 ²	Sep. 1982 ²	Oct. 1982 ²	Sep. 1982	July 1982	Apr. 1982	Oct. 1981
Fertilizers, mixing only—Continued										
Complete mixed fertilizer, dry form, 10-10-10 N-P-K		2875-21303	12/79	121.2	119.1	118.8	-0.2	-2.3	-2.4	2.2
Complete mixed fertilizer, dry form, 12-12-12 n-p-k		2875-21304	12/79	128.1	128.1	125.6	-1.9	-1.9	-1.9	1.3
Complete mixed fertilizer, dry form, miscellaneous N-P-K		2875-21306	12/79	122.1	120.3	120.0	-3	-1.7	-2.0	-3
Complete mixed fertilizers, liquid form		2875-227	12/79	130.7	130.8	130.8	0	0	2.4	(³)
Incomplete mixed fertilizers		2875-2B	12/80	111.3	110.5	110.2	-3	-1.0	-7	.5
Incomplete mixed fertilizers, grades guaranteeing P205 and K20 only		2875-231	12/79	115.3	111.9	110.5	-1.3	-4.1	-5.1	2.6
Miscellaneous receipts		2875-M	12/79	119.4	117.8	117.9	.1	-7	-7	-7
Resales		2875-Z89	12/79	119.6	117.9	118.0	.1	-7	-7	-8
Secondary products		2875-S	12/79	140.0	139.2	136.3	-2.0	-2.6	-2.6	0
Agricultural chemicals, n.e.c.	2879		06/82	100.0	100.6	100.5	-.1	.5	(³)	(³)
Primary products		2879-P	06/82	100.0	100.8	100.6	-2	.6	(³)	(³)
Insecticidal preparations primarily for agricultural, garden or health service use		2879-5	06/82	100.0	100.3	99.4	-.9	-2	(³)	(³)
Containing organic compounds		2879-525	06/82	100.0	100.3	99.4	-.9	-2	(³)	(³)
Carbamate preparations		2879-52531	06/82	100.0	(³)	100.5	(³)	(³)	(³)	(³)
Organo-phosphate preparations		2879-52541	06/82	100.0	(³)	98.4	(³)	(³)	(³)	(³)
Other organic preparations		2879-52579	06/82	100.0	96.7	95.1	-1.7	-1.6	(³)	(³)
Herbicidal preparations primarily for agricultural, garden or health service use		2879-6	06/82	100.0	100.9	101.2	.2	1.4	(³)	(³)
Containing organic compounds		2879-625	06/82	100.0	101.0	101.2	.2	1.5	(³)	(³)
Triazine preparations		2879-62565	06/82	100.0	(³)	100.7	(³)	(³)	(³)	(³)
Other organic preparations		2879-62579	06/82	100.0	102.6	102.6	0	2.6	(³)	(³)
Fungicidal preparations primarily for agricultural, garden or health service use		2879-7	06/82	100.0	100.0	100.0	0	0	(³)	(³)
Containing organic compounds		2879-725	06/82	100.0	100.0	100.0	0	0	(³)	(³)
Miscellaneous organic compounds		2879-72579	06/82	100.0	100.0	100.0	0	0	(³)	(³)
Other pesticidal preparations primarily for agricultural, garden or health service use		2879-8	06/82	100.0	100.6	100.7	.2	-.8	(³)	(³)
Except soil fumigants, defoliant, dissicants and rodenticides		2879-898	06/82	100.0	(³)	99.0	(³)	(³)	(³)	(³)
Household pesticidal preparations		2879-9	06/82	100.0	104.1	104.1	0	0	(³)	(³)
Miscellaneous household pesticidal preparations, including industrial exterminants		2879-998	06/82	100.0	100.9	100.9	0	0	(³)	(³)
Secondary products		2879-S	06/82	100.0	100.0	(³)	(³)	(³)	(³)	(³)
Explosives	2892		12/80	115.5	119.3	118.7	-.5	5.1	2.6	5.3
Primary products		2892-P	12/80	115.5	120.4	119.6	-.6	5.7	2.9	5.3
Explosives manufactured in privately owned and operated establishments		2892-1	A01 12/80	115.5	120.4	119.6	-.6	5.7	2.9	5.3
High explosives		2892-11	A01 12/80	114.9	115.9	114.5	-1.2	-.2	-1.1	-1.8
Permissibles		2892-113	A01 12/80	103.5	102.1	102.1	0	.5	-12.6	(³)
ANFO, except slurry		2892-117	A01 12/80	120.4	(³)	123.6	(³)	3.6	3.6	4.3
Water gel and slurries		2892-118	A01 12/80	125.0	126.7	122.5	-3.3	-2.5	(³)	(³)
Blasting accessories		2892-16	A01 12/80	116.2	116.0	116.0	0	6.4	-1.0	7.0
Blasting caps		2892-167	A01 12/80	(³)	(³)	(³)	(³)	(³)	(³)	(³)
Other blasting accessories		2892-169	A01 12/80	110.4	(³)	(³)	(³)	(³)	(³)	(³)
Secondary products		2892-S	12/80	109.2	104.7	104.1	-.5	.6	-3.5	(³)
Paving mixtures and block	2951		06/81	98.3	98.2	99.1	1.0	1.0	-.2	.2
Primary products		2951-P	06/81	97.9	98.0	99.0	1.1	1.3	.1	.2
Emulsified asphalt incl. liquid additives		2951-111	06/81	99.0	98.8	(³)	(³)	(³)	(³)	(³)
Asphalt & tar paving mixtures & blocks		2951-113	06/81	97.1	97.3	98.9	1.7	2.1	1.1	.6
Northern tier		2951-11311	06/81	100.1	99.3	99.5	-.2	-.4	-.7	-.4
Central tier		2951-11312	06/81	93.4	94.3	94.3	0	.8	-1.1	-2.5
Southern tier		2951-11313	06/81	99.1	(³)	104.7	(³)	(³)	(³)	5.8
Miscellaneous receipts		2951-M	06/81	94.6	92.3	92.0	-.3	-3.1	-5.0	-7.2
Resales		2951-Z89	06/81	93.7	89.8	89.3	-.6	-5.2	-8.2	(³)
Secondary products		2951-S	06/81	108.9	109.2	108.8	-.4	-.9	-.2	8.8
Lubricating oils and greases	2992		12/80	106.8	106.4	106.3	-.2	0	-.1	.3
Primary products		2992-P	12/80	107.0	106.5	106.4	-.1	.1	.1	.4
Lubricating and similar oils		2992-1	12/80	106.8	106.5	106.5	0	.3	.3	.4
Automotive		2992-111	12/80	106.1	105.5	105.5	0	.4	.3	.4
Commercial		2992-1111	12/80	107.8	108.1	108.1	0	.3	.1	.5
Commercial motor oil		2992-11111	12/80	107.7	108.4	108.4	0	.6	.2	1.1
Other commercial oil		2992-11112	12/80	(³)	107.8	107.8	0	0	0	0
Retail		2992-1112	12/80	104.2	102.9	102.9	0	.4	.5	.4
Retail motor oil		2992-11121	12/80	111.0	108.5	108.5	0	.8	.9	.8
Other retail oil		2992-11122	12/80	(³)	(³)	(³)	(³)	(³)	(³)	(³)
Industrial		2992-121	12/80	108.6	108.9	108.9	0	0	.2	.4
General industrial oil		2992-12111	12/80	109.6	110.1	110.1	0	0	.5	.5
Industrial process oil		2992-12112	12/80	107.4	107.4	107.4	0	0	0	.5
Industrial metalworking oil		2992-12113	12/80	108.3	108.3	108.3	0	0	-.2	-.4
Lubricating greases		2992-2	12/80	108.2	106.8	106.0	-.8	-.7	-1.0	.1
Industrial grease		2992-232	12/80	108.5	106.1	104.8	-1.3	-3.1	-3.7	-1.8
Secondary products		2992-S	12/80	(³)	(³)	(³)	(³)	(³)	(³)	(³)
Tires and inner tubes	3011		06/81	102.4	102.6	102.6	.1	.2	.5	.4
Primary products		3011-P	06/81	101.8	101.9	102.0	.1	.2	.5	-.5
Passenger car pneumatic tires		3011-1	06/81	101.6	102.2	102.0	-.2	0	.9	0

See footnotes at end of table.

Table 4. Producer price indexes for the net output of selected industries and their products—Continued

Industry and product ¹	Industry code	Product code	Index base	Index			Percent change to Oct. 1982 from —			
				June 1982 ²	Sep. 1982 ²	Oct. 1982 ²	Sep. 1982	July 1982	Apr. 1982	Oct. 1981
Tires and inner tubes—Continued										
Radials		3011-112	06/81	103.0	104.8	104.4	-0.4	0.1	1.2	2.5
Highway standard service		3011-1121	06/81	103.0	104.8	104.4	-.4	.1	1.2	2.5
13" Rim diameter. Original equipment or replacement		3011-11211	06/81	105.4	106.5	106.5	0	1.0	1.2	.9
14" Rim diameter. Original equipment or replacement		3011-11212	06/81	102.7	104.2	103.4	-.7	-.1	.3	3.4
15" Rim diameter. Original equipment or replacement		3011-11213	06/81	102.8	104.9	104.6	-.3	.1	1.7	2.3
Non-radials		3011-15	06/81	99.9	99.1	99.1	0	-2	.5	-2.8
Bias-Ply		3011-151	06/81	100.1	99.3	99.3	0	-2	.6	-1.7
Highway standard service		3011-1511	06/81	99.9	99.0	99.0	0	-2	.7	-2.7
14" Rim diameter. Original equipment or replacement		3011-15112	06/81	102.9	102.9	102.9	0	.4	2.4	3.8
15" Rim diameter. Original equipment or replacement		3011-15113	06/81	98.0	94.9	94.9	0	0	-3.1	(³)
Bias-belted		3011-152	06/81	99.6	98.9	98.9	0	-.7	.4	(³)
Truck/bus tires, including off highway		3011-2	06/81	101.4	100.8	101.3	.5	.1	0	-2.3
Non-radials		3011-215	06/81	101.2	100.5	101.0	.5	.1	-2	-2.7
Light highway truck. Original equipment or replacement		3011-21511	06/81	104.0	104.0	104.0	0	0	.5	1.1
Medium/heavy highway truck. Original equipment or replacement		3011-21521	06/81	97.3	95.2	96.8	1.6	.2	-1.1	(³)
Other pneumatic and all solid tires		3011-3	06/81	103.3	102.7	103.4	.7	.8	.3	1.5
Tractor/implement tires		3011-314	06/81	101.9	100.9	102.1	1.2	1.3	.5	.9
Rear tractor. Original equipment or replacement		3011-31421	06/81	98.0	95.3	98.4	3.2	3.5	1.2	-1.6
Industrial and highway - solid		3011-333	06/81	(³)	(³)	109.8	(³)	(³)	(³)	(³)
Other solid and semi-pneumatic, incl. hand lawnmower, baby carriage, tricycle, etc.		3011-342	06/81	(³)	105.5	105.5	0	0	(³)	(³)
Tread rubber, tire sundries, and repair materials		3011-5	06/81	102.5	102.5	102.5	0	0	0	1.1
Tread rubber		3011-511	06/81	102.5	(³)	(³)	(³)	(³)	(³)	(³)
Other tire sundries and repair materials, n.e.c.		3011-539	06/81	102.7	102.7	102.7	0	0	0	3.1
Secondary products		3011-S	06/81	104.8	104.7	(³)	(³)	(³)	(³)	(³)
Rubber and plastics footwear	3021		12/80	102.6	102.0	102.0	0	-6	-1.6	.5
Primary products		3021-P	12/80	104.2	104.2	104.2	0	0	.2	2.3
Footwear of all rubber or all plastics		3021-1	12/80	109.9	110.2	110.2	0	.3	.3	5.1
Boots		3021-121	12/80	106.5	106.5	106.5	0	0	0	(³)
Lumberman and pacs		3021-131	12/80	114.0	(³)	(³)	(³)	(³)	(³)	(³)
Footwear with rubber or plastic sole vulcanized or molded to fabric uppers		3021-2	12/80	102.7	102.6	102.6	0	-.1	.2	1.5
Men's footwear		3021-201	12/80	102.3	102.4	102.4	0	-.1	.8	3.0
Youths' and boys' footwear		3021-203	12/80	(³)	(³)	(³)	(³)	(³)	(³)	(³)
Women's and misses' footwear		3021-205	12/80	103.0	102.2	102.2	0	-.8	-.6	-.4
Secondary products		3021-S	12/80	96.7	94.1	94.1	0	-2.7	-8.1	(³)
Rubber and plastics hose and belting	3041		12/81	103.2	103.3	103.1	-.2	-1.1	.3	(³)
Primary products		3041-P	12/81	104.0	104.1	103.8	-.3	-1.4	.3	(³)
Rubber and plastics belts and belting, flat		3041-1	12/81	100.2	99.6	98.9	-.8	-1.5	-4.6	(³)
Light weight conveyor and elevator		3041-103	12/81	103.3	103.3	103.3	0	0	.1	(³)
Heavy duty conveyor and elevator		3041-105	12/81	97.6	98.1	96.9	-1.1	-.9	-5.6	(³)
Rubber hose, mandrel made, and all hydraulic		3041-3	12/81	104.9	107.6	106.8	-.7	.7	3.4	(³)
Textile, nonhydraulic		3041-314	12/81	(³)	100.0	100.0	0	0	(³)	(³)
Wire, hydraulic		3041-316	12/81	108.4	113.0	111.6	-1.2	1.2	5.8	(³)
Rubber hose, long length nonhydraulic, except garden		3041-4	12/81	102.3	102.4	102.6	.2	-1.0	.3	(³)
Textile		3041-451	12/81	103.0	103.1	103.4	.3	-1.3	.4	(³)
All other rubber and plastics hose		3041-6	12/81	104.2	101.4	101.4	-.1	-2.9	.1	(³)
Wrapped reinforced		3041-63	12/81	113.4	102.9	102.7	-.1	-9.4	.3	(³)
Machine		3041-639	12/81	133.6	107.2	106.9	-.3	(³)	.7	(³)
Braided or loomed, helical reinforced		3041-663	12/81	100.0	100.0	100.0	0	0	0	(³)
All other rubber hose		3041-674	12/81	99.6	101.3	101.3	0	.7	.1	(³)
All other plastics hose		3041-68	12/81	100.0	100.0	100.0	0	0	0	(³)
Nonhydraulic		3041-684	12/81	(³)	100.0	100.0	0	0	(³)	(³)
Secondary products		3041-S	12/81	100.0	100.0	100.0	0	0	0	(³)
Leather tanning and finishing	3111		06/81	97.7	98.5	98.7	.1	.8	1.3	.4
Primary products		3111-P	06/81	96.8	97.6	97.7	.2	.8	.8	.1
Finished cattle hide and kip side leather		3111-1	06/81	97.4	98.4	98.6	.2	1.1	1.7	.3
Grains, except offal and wetting leather		3111-1A	06/81	99.1	100.5	100.6	0	1.1	2.2	.7
Bag, case, and strap leather		3111-134	06/81	104.2	102.4	102.8	.4	.8	7.2	(³)
Upper leather, including patent		3111-137	06/81	96.4	97.6	97.9	.3	.9	2.2	.5
Dress and casual shoe, including all patent		3111-13711	06/81	95.7	97.2	97.7	.5	1.1	2.9	1.0
Other upper leather		3111-13712	06/81	100.2	99.7	99.1	-.6	-.5	-1.3	-1.8
Garment leather		3111-142	06/81	100.9	100.9	100.9	0	0	-1.0	.7
Other grains		3111-147	06/81	(³)	(³)	(³)	(³)	(³)	(³)	(³)
Finished splits		3111-1C	06/81	81.8	78.6	80.5	2.4	1.5	-4.0	-1.6
Finished sheep and lamb leather		3111-3	06/81	102.3	102.3	102.1	-.2	-.2	2.3	.7
Garment leather		3111-331	06/81	100.8	(³)	100.5	(³)	-.3	.7	(³)
Rough, crust, and wet blue not finished in the same establishment		3111-5	06/81	57.8	54.6	55.2	1.1	-.9	-24.1	-17.1
Wet blue cattle hide splits		3111-512	06/81	49.4	45.3	46.2	1.9	-1.5	-31.9	(³)
Rough, crust and other wet blue		3111-513	06/81	97.7	98.9	(³)	(³)	(³)	(³)	(³)
Receipts for contract tanning done for others on their materials		3111-9	06/81	101.9	102.3	102.3	0	.4	-.3	2.1
Men's footwear	3143		12/80	105.7	108.2	108.3	.1	2.5	.5	3.1
Primary products		3143-P	12/80	105.2	108.0	108.1	.1	2.8	.6	3.3
Men's leather upper footwear		3143-1	12/80	105.4	108.5	108.6	.1	3.1	.7	2.9
Men's leather upper dress and casual shoes		3143-111	12/80	101.2	(³)	107.0	(³)	5.8	1.2	3.3

See footnotes at end of table.

Table 4. Producer price indexes for the net output of selected industries and their products—Continued

Industry and product ¹	Industry code	Product code	Index base	Index			Percent change to Oct. 1982 from —			
				June 1982 ²	Sep. 1982 ²	Oct. 1982 ²	Sep. 1982	July 1982	Apr. 1982	Oct. 1981
Men's footwear—Continued										
Men's leather upper boots		3143-112	12/80	112.2	112.2	110.8	-1.2	-1.0	-0.5	-0.8
Men's leather upper work shoes or boots		3143-113	12/80	110.4	110.7	110.7	0	.2	.4	4.5
Men's leather upper other footwear		3143-114	12/80	107.0	107.8	107.8	0	.8	.8	2.9
Men's plastic upper footwear		3143-2	12/80	103.5	103.6	103.6	0	.1	.1	7.6
Men's plastic upper dress and casual shoes		3143-216	12/80	103.5	103.7	103.7	0	.2	.2	(³)
Secondary products		3143-S	12/80	106.8	107.1	107.1	0	.1	-.4	1.0
Women's footwear	3144		12/80	101.4	102.4	102.9	.5	3.2	2.9	5.1
Primary products		3144-P	12/80	100.6	101.6	102.3	.7	3.5	3.2	5.1
Women's leather upper footwear		3144-1	12/80	101.1	102.0	102.9	.9	4.9	3.4	4.5
Women's leather upper dress shoes		3144-111	12/80	99.9	102.8	102.8	0	2.6	.1	1.5
Women's leather upper casual shoes		3144-112	12/80	98.9	98.7	(³)	(³)	(³)	(³)	(³)
Women's leather upper sandals		3144-113	12/80	102.7	104.1	104.1	0	(³)	(³)	(³)
Women's leather upper boots		3144-114	12/80	107.7	107.7	(³)	(³)	(³)	(³)	(³)
Women's leather upper other footwear		3144-115	12/80	109.6	110.4	110.4	0	0	.7	3.5
Women's plastic upper footwear		3144-2	12/80	98.6	99.6	99.7	.1	1.2	1.4	6.7
Women's plastic upper dress shoes		3144-216	12/80	104.1	104.3	104.6	.4	(³)	.5	5.9
Women's plastic upper casual shoes		3144-217	12/80	103.7	(³)	(³)	(³)	(³)	(³)	(³)
Women's plastic upper sandals		3144-218	12/80	(³)	(³)	(³)	(³)	(³)	(³)	(³)
Women's other upper footwear		3144-3								
Secondary products		3144-S	12/80	112.0	114.2	110.3	-3.5	0	-.8	4.4
Footwear, except rubber, n.e.c.	3149		12/79	108.8	108.9	110.9	1.8	2.0	2.5	3.1
Primary products		3149-P	12/79	108.5	108.8	109.2	.4	.5	.8	2.0
Youths' and boys' footwear		3149-1	12/79	112.8	112.8	114.7	1.7	1.7	2.4	4.3
Youths' and boys' leather upper footwear		3149-112	12/79	112.1	112.1	112.1	0	0	1.0	.6
Misses' footwear		3149-2	12/79	97.6	97.6	97.8	.2	.2	.2	-.2
Misses' leather upper footwear		3149-215	12/79	101.7	101.7	101.9	.3	.3	.3	-.8
Misses' non-leather upper footwear		3149-216	05/80	(³)	(³)	91.3	(³)	(³)	(³)	(³)
Children's footwear		3149-3	12/79	109.2	109.7	109.7	0	.5	.6	2.4
Children's leather upper footwear		3149-318	12/79	110.4	111.0	111.0	0	.5	.8	3.0
Children's nonleather upper footwear		3149-319	12/79	106.4	106.7	106.7	0	.3	.3	1.1
Infants' and babies' footwear		3149-4	12/79	112.9	113.0	113.4	.4	.5	.8	1.2
Infants' and babies' leather upper footwear		3149-421	12/79	112.8	112.9	113.5	.5	.6	1.1	1.5
Infants' and babies' nonleather upper footwear		3149-422	05/80	112.7	(³)	(³)	(³)	(³)	(³)	(³)
Athletic footwear, except rubber		3149-5	12/79	107.7	108.2	108.2	0	.2	.2	2.3
Athletic footwear designed for sports		3149-524	12/79	(³)	122.6	(³)	(³)	(³)	(³)	(³)
All other athletic footwear, except rubber		3149-525	12/79	(³)	(³)	(³)	(³)	(³)	(³)	(³)
All other footwear, except rubber, n.e.c.		3149-6	12/79	107.3	107.4	107.4	0	.1	.3	2.2
Secondary products		3149-S	12/79	109.8	109.5	117.3	7.1	7.0	8.7	7.1
Men's footwear		3143-S	12/80	102.1	102.0	102.1	.1	0	.6	-3.0
Women's footwear		3144-S	12/80	105.6	105.6	105.6	0	0	2.0	2.0
Other secondary products		3149-SSS	12/79	122.3	120.5	193.6	60.9	61.2	(³)	65.7
Women's and children's handbags and purses	3171		06/82	100.0	100.4	100.4	0	.3	(³)	(³)
Primary products		3171-P	06/82	100.0	100.5	100.5	0	.4	(³)	(³)
Women's and children's handbags and purses		3171-5	06/82	100.0	100.5	100.5	0	.4	(³)	(³)
All or chiefly leather		3171-511	06/82	100.0	(³)	98.9	(³)	-1.3	(³)	(³)
All or chiefly plastic		3171-551	06/82	100.0	100.0	100.0	0	0	(³)	(³)
Other materials, except precious metals		3171-571	06/82	100.0	105.3	105.3	0	4.8	(³)	(³)
Personal leather goods, except women's handbags and purses	3172		06/82	100.0	100.8	100.8	0	0	(³)	(³)
Primary products		3172-P	06/82	100.0	100.9	100.9	0	0	(³)	(³)
Personal leather goods, except women's handbags and purses ..		3172-5	06/82	100.0	100.9	100.9	0	0	(³)	(³)
Billfolds, wallets, French purses and clutches		3172-5A	06/82	100.0	101.3	101.3	0	0	(³)	(³)
Billfolds, wallets, French purses and clutches, leather		3172-511	06/82	100.0	101.1	101.1	0	0	(³)	(³)
Billfolds and wallets		3172-51111	06/82	100.0	103.2	103.2	0	0	(³)	(³)
Travel kits		3172-531	06/82	(³)	(³)	(³)	(³)	(³)	(³)	(³)
Other personal goods, except leather		3172-597	06/82	100.0	101.0	101.0	0	(³)	(³)	(³)
Flat glass	3211		12/80	113.0	112.0	112.0	0	-.8	5.0	3.4
Primary products		3211-P	12/80	112.7	111.8	111.8	0	-.7	4.8	3.2
Other flat glass, made from glass produced in the same establishment		3211-4	12/80	116.3	110.7	110.7	0	-.4	4.5	4.8
Tempered glass for automobile, architectural, construction and other uses, e.g. appliances		3211-425	12/80	116.4	110.6	110.6	0	-.9	5.7	5.7
Other flat glass		3211-498	12/80	115.6	(³)	(³)	(³)	(³)	(³)	(³)
Sheet(window), plate and float glass		3211-5	12/80	106.5	106.5	106.5	0	0	0	-3.0
.085 inch through .107 inch		3211-512	12/80	106.6	106.6	106.6	0	0	0	-4.4
.108 inch through .134 inch		3211-513	12/80	99.2	99.2	99.2	0	0	0	-7.6
.135 inch through .199 inch		3211-514	12/80	110.6	110.6	110.6	0	0	0	0
.200 inch through .244 inch		3211-515	12/80	108.5	108.5	108.5	0	0	0	(³)
Glass containers	3221		06/82	100.0	100.1	100.1	0	.1	(³)	(³)
Primary products		3221-P	06/82	100.0	100.1	100.1	0	.1	(³)	(³)
Glass containers for domestic consumption		3221-1	06/82	100.0	100.1	100.1	0	.1	(³)	(³)
Narrow neck containers		3221-11	06/82	100.0	100.2	100.1	0	.2	(³)	(³)
Food		3221-111	06/82	100.0	99.9	99.9	.0	-.1	(³)	(³)
Medicinal and health		3221-112	06/82	100.0	100.0	100.0	0	0	(³)	(³)
Toiletries and cosmetics		3221-114	06/82	100.0	100.0	100.0	0	0	(³)	(³)

See footnotes at end of table.

Table 4. Producer price indexes for the net output of selected industries and their products—Continued

Industry and product ¹	Industry code	Product code	Index base	Index			Percent change to Oct. 1982 from —			
				June 1982 ²	Sep. 1982 ²	Oct. 1982 ²	Sep. 1982	July 1982	Apr. 1982	Oct. 1981
Glass containers—Continued										
Non-alcoholic beverage		3221-115	06/82	100.0	100.6	100.6	0	0.7	(?)	(?)
Non-refillable		3221-1155	06/82	100.0	100.7	100.7	0	.9	(?)	(?)
10 to 11.9 oz		3221-11552	06/82	100.0	(?)	99.3	(?)	-7	(?)	(?)
16 to 16.9 oz		3221-11554	06/82	100.0	(?)	99.6	(?)	0	(?)	(?)
17 to 33.9 oz		3221-11555	06/82	100.0	(?)	102.8	(?)	2.8	(?)	(?)
Beer		3221-116	06/82	100.0	100.0	99.9	-1	-1	(?)	(?)
Non-refillable		3221-1166	06/82	100.0	100.0	99.9	-1	-1	(?)	(?)
Under 11 oz		3221-11661	06/82	100.0	100.0	100.0	0	0	(?)	(?)
12 to 15.9 oz		3221-11663	06/82	100.0	(?)	100.0	(?)	0	(?)	(?)
Liquor		3221-117	06/82	100.0	100.0	100.0	0	0	(?)	(?)
Wine		3221-119	06/82	100.0	100.0	100.0	0	0	(?)	(?)
Wide mouth containers		3221-13								
Food		3221-131	06/82	100.0	100.0	99.9	-1	-3	(?)	(?)
Hydraulic cement										
Primary products	3241	3241-P	06/82	100.0	98.9	98.3	-6	-1.4	(?)	(?)
Portland cement		3241-1	06/82	100.0	98.9	98.2	-7	-1.5	(?)	(?)
Normal portland cement, ASTM Type I		3241-111	06/82	100.0	98.6	97.8	-8	-1.8	(?)	(?)
Northeast region		3241-1111								
Middle Atlantic division		3241-11112	06/82	100.0	95.2	93.3	-2.0	-2.7	(?)	(?)
North Central region		3241-1112	06/82	100.0	98.3	97.6	-8	-2.4	(?)	(?)
East North Central division		3241-11121	06/82	(?)	(?)	(?)	(?)	(?)	(?)	(?)
West North Central division		3241-11122	06/82	(?)	(?)	(?)	(?)	(?)	(?)	(?)
South region		3241-1113	06/82	100.0	99.5	98.6	-9	-2.1	(?)	(?)
South Atlantic division		3241-11131	06/82	100.0	98.3	98.3	0	-1.7	(?)	(?)
West South Central division		3241-11133	06/82	100.0	98.5	96.4	-2.1	(?)	(?)	(?)
West region		3241-1114	06/82	100.0	100.0	100.0	0	0	(?)	(?)
Pacific division		3241-11142	06/82	100.0	100.0	(?)	(?)	(?)	(?)	(?)
Moderate heat of hydration (moderate sulfate resistance), ASTM Type II		3241-112	06/82	100.0	99.8	99.6	-2	-4	(?)	(?)
Northeast region		3241-1121	06/82	100.0	100.1	98.9	-1.2	-1.6	(?)	(?)
Middle Atlantic division		3241-11212	06/82	100.0	100.1	98.4	-1.8	-2.5	(?)	(?)
West region		3241-1124	06/82	100.0	99.1	99.1	0	-6	(?)	(?)
Pacific division		3241-11242	06/82	100.0	98.7	(?)	(?)	(?)	(?)	(?)
High early strength, ASTM Type III		3241-113	06/82	100.0	99.9	99.9	0	-1	(?)	(?)
Other portland cements		3241-117	06/82	100.0	97.7	(?)	(?)	(?)	(?)	(?)
Concrete block and brick										
Primary products	3271	3271-P	06/81	102.1	102.1	102.1	0	-1	0.2	1.0
Concrete block and brick		3271-1	06/81	102.2	102.2	102.5	.2	.3	.6	1.3
Structural block, aggregate		3271-11	06/81	101.4	101.4	101.6	.2	.3	.6	.7
Lightweight units made with concrete weighing less than 105 lb. per cu. ft. (dry weight)		3271-111	06/81	101.8	101.7	102.2	.4	.5	.8	.5
Stretcher units, aggregate		3271-1111	06/81	102.2	102.3	102.3	.1	.1	.4	.2
Stretcher units, 8"x8"x16"		3271-11111	06/81	(?)	(?)	(?)	(?)	(?)	(?)	(?)
Stretcher units, other sizes n.e.c.		3271-11112	06/81	(?)	102.5	102.6	.1	.1	.4	.4
Other lightweight units, any size, n.e.c.		3271-1112	06/81	99.5	98.6	101.3	2.7	2.5	3.2	2.3
Medium weight units made with concrete weighing > 105 lb. but < 125 lb. per cu. ft. (dry weight)		3271-115								
Stretcher units, aggregate		3271-1151	06/81	100.0	100.0	99.5	-5	-5	0	-5
Stretcher units, 8"x8"x16"		3271-11511	06/81	100.0	100.0	97.6	-2.4	-2.4	0	-2.4
Normal weight units made with concrete weighing at least 125 lb. per cu. ft. (dry weight)		3271-117	06/81	101.3	101.4	101.6	.2	.3	.6	1.6
Stretcher units, aggregate		3271-1171	06/81	101.5	101.4	101.5	0	0	.3	1.7
Stretcher units, 8"x8"x16"		3271-11711	06/81	100.9	101.2	101.2	0	.3	.3	1.2
Stretcher units, other sizes n.e.c.		3271-11712	06/81	101.6	101.5	101.5	0	-1	.3	1.8
Other normal weight units, any size, n.e.c.		3271-1172	06/81	100.3	100.8	102.3	1.5	2.0	2.3	1.4
Decorative block (such as screen block, split block, slump block, shadow block, etc.)		3271-121	06/81	102.8	102.8	103.2	.3	.3	.8	.4
Concrete brick		3271-151	06/81	119.5	119.9	119.9	0	.3	.3	14.1
Paving blocks		3271-161	06/81	(?)	103.5	103.5	0	0	(?)	(?)
Miscellaneous receipts		3271-M	06/81	101.4	101.0	100.3	-7	-1.4	-1.7	-6
Resales		3271-Z89	06/81	100.9	100.4	99.7	-7	-1.5	-1.8	-9
Secondary products		3271-S	06/81	103.0	103.7	103.7	0	0	.8	2.2
Concrete products										
Primary products	3272	3272-P	12/79	113.9	114.5	114.5	0	.9	.5	1.9
Concrete pipe		3272-1	12/79	109.6	109.3	109.7	.4	.4	-2	1.6
Culvert and storm sewer pipe		3272-16	12/80	103.8	103.2	104.0	.8	.8	-4	2.7
Reinforced		3272-161	12/79	112.7	112.0	112.9	.8	.8	-4	2.9
Nonreinforced		3272-162	12/79	109.6	109.6	(?)	(?)	(?)	(?)	(?)
Sanitary sewer pipe		3272-17	12/80	101.4	101.4	101.4	0	0	0	1.4
Reinforced		3272-171	12/79	108.1	108.1	108.1	0	0	0	1.6
Precast concrete products		3272-2	12/79	116.1	117.0	116.7	-2	-3	.5	1.8
Burial vaults and boxes		3272-234	12/79	119.9	120.2	120.2	0	.3	.3	2.3
Concrete silo staves		3272-241	12/79	131.8	(?)	(?)	(?)	(?)	(?)	(?)
Concrete septic tanks		3272-261	12/79	(?)	(?)	(?)	(?)	(?)	(?)	(?)
Other precast concrete products		3272-281	12/79	111.2	112.8	112.8	0	-8	(?)	1.6
Prestressed concrete products, excluding pipe		3272-3	12/79	114.8	116.8	116.3	-4	1.5	.3	1.3
Prestressed concrete tees and channels		3272-311	12/79	119.9	120.7	120.7	0	.7	.7	2.1
Prestressed concrete bridge beams		3272-325	12/79	(?)	113.5	(?)	(?)	(?)	(?)	(?)

See footnotes at end of table.

Table 4. Producer price indexes for the net output of selected industries and their products—Continued

Industry and product ¹	Industry code	Product code	Index base	Index			Percent change to Oct. 1982 from —			
				June 1982 ²	Sep. 1982 ²	Oct. 1982 ²	Sep. 1982	July 1982	Apr. 1982	Oct. 1981
Concrete products—Continued										
Miscellaneous receipts		3272-M	12/79	114.8	116.2	116.7	0.4	6.7	4.1	2.4
Contract work and other miscellaneous receipts		3272-XY9	12/79	126.4	126.4	127.2	.6	.6	.6	.7
Resales		3272-Z89	12/79	109.9	112.0	112.3	.3	9.9	5.8	3.3
Secondary products		3272-S	12/79	121.4	121.4	121.4	.0	5.3	.5	8.7
Ready mixed concrete	3273		06/81	101.2	101.2	101.4	.2	.2	.7	2.2
Primary products		3273-P	06/81	101.2	101.1	101.1	0	0	.3	2.0
Ready mixed concrete		3273-111	06/81	101.2	101.1	101.1	0	0	.3	2.0
Miscellaneous receipts		3273-M	06/81	100.0	100.8	103.4	2.6	2.4	6.3	4.7
Other miscellaneous receipts and contract work		3273-XY9	06/81	100.2	103.9	104.1	.2	.2	4.3	4.4
Resales		3273-Z89	06/81	99.9	(³)	103.2	(³)	3.2	7.0	4.8
Secondary products		3273-S	06/81	101.9	102.2	102.5	.3	.5	.2	2.5
Gypsum products	3275		06/81	98.2	97.6	98.0	.4	-.3	-2.6	1.7
Primary products		3275-P	06/81	99.0	98.4	98.9	.6	-.1	-2.4	1.8
Regular gypsumboard, common sizes		3275-2	06/81	98.5	97.7	98.4	.7	.1	-3.1	1.4
1/2 inch		3275-225	06/81	98.4	97.6	98.2	.6	0	-3.3	1.5
Other gypsum products		3275-3	06/81	98.7	97.3	97.4	.1	-1.2	-2.2	.1
Type X gypsumboard		3275-315	06/81	95.8	93.9	93.7	-.1	-2.1	-3.3	-2.2
Other gypsum products, n.e.c.(incl. sheathing, coreboard, and other sizes of reg. gypsumboard)		3275-335	06/81	106.2	106.2	106.8	.6	(³)	.3	(³)
Abrasive products	3291		12/80	114.3	114.4	114.4	0	.1	.9	6.2
Primary products		3291-P	12/80	113.9	114.0	114.0	0	.1	.5	6.2
Nonmetallic synthetic sized grain and flour abrasives		3291-1	12/80	108.0	108.0	108.0	0	0	0	1.6
Aluminum oxide		3291-119	12/80	108.4	108.4	108.4	0	0	0	2.1
Nonmetallic bonded abrasive products, including diamond abrasives		3291-2	12/80	116.8	117.0	117.0	0	.2	.4	8.0
Synthetic and natural bonded abrasives, all grinding shapes, resinoid and shellac bond		3291-2A	12/80	117.4	117.8	117.8	0	.4	.6	8.0
Reinforced		3291-237	12/80	118.9	119.2	119.2	0	.3	.6	9.5
Nonreinforced		3291-242	12/80	116.3	116.7	116.7	0	.4	.6	7.0
Synthetic and natural bonded abrasives, all grinding shapes, rubber and other bond		3291-2B	12/80	117.5	117.5	117.5	0	0	.7	7.2
Rubber bond		3291-244	12/80	118.1	118.1	118.1	0	0	.5	7.3
Other bond		3291-265	12/80	112.0	(³)	112.0	(³)	0	2.7	5.9
Diamond and cubic boron nitride wheel		3291-2C	12/80	105.2	105.3	105.3	0	0	0	3.0
Metal bond		3291-262	12/80	107.0	(³)	107.0	(³)	0	0	4.0
Other bond		3291-264	12/80	103.3	103.4	103.4	0	.1	.1	1.9
Synthetic and natural bonded abrasives, all grinding shapes, vitrified bond		3291-231	12/80	122.0	122.0	122.0	0	.2	.3	11.5
Other synthetic & natural nonmetallic abrasives & abrasive products, except coated abrasives		3291-298	12/80	110.2	110.4	110.4	0	.2	.7	.7
Nonmetallic coated abrasive products and buffing wheels, polishing wheels and laps		3291-3	12/80	116.3	116.3	116.3	0	0	.8	8.9
Cloth belts, any abrasive		3291-3D	12/80	117.7	117.7	117.7	0	0	2.4	8.8
Glue bond		3291-312	12/80	(³)	112.8	112.8	0	0	(³)	(³)
Resin and waterproof bond		3291-316	12/80	118.2	118.2	118.2	0	0	2.5	9.2
Other cloth shapes, any abrasive		3291-3E	12/80	115.9	115.9	116.0	.1	.1	.5	9.0
Glue bond		3291-314	12/80	(³)	119.8	119.8	0	0	0	(³)
Resin and waterproof bond		3291-318	12/80	(³)	113.3	113.5	.2	.2	.8	(³)
Glue bond		3291-324	12/80	(³)	121.3	121.3	0	0	0	(³)
Other, incl. paper-cloth comb., vulcanized fibercloth comb., vulcanized fibers, etc.		3291-339	12/80	115.2	115.2	115.2	0	0	0	(³)
Buffing and polishing wheels and laps, any material, containing no abrasives		3291-371	12/80	112.1	112.2	111.8	-.4	-.3	-.3	3.3
Metal abrasives, including scouring pads		3291-4	12/80	111.5	111.9	112.2	.3	.8	.7	2.8
Metal soap pads, scouring pads, and other metal abrasives		3291-459	12/80	115.9	115.9	116.4	.5	.5	.5	(³)
Miscellaneous receipts		3291-M								
Resales		3291-Z89	12/80	(³)	115.1	115.1	0	(³)	(³)	(³)
Secondary products		3291-S	12/80	117.0	117.0	117.0	0	0	(³)	6.0
Mineral wool	3296		12/81	102.9	104.4	105.0	.6	.2	-.6	(³)
Primary products		3296-P	12/81	103.2	104.9	105.6	.7	.3	-.7	(³)
Mineral wool for structural insulation		3296-1	12/81	101.0	103.6	104.9	1.3	1.3	-.6	(³)
Loose fiber and granulated fiber		3296-111	12/81	(³)	101.1	(³)	(³)	(³)	(³)	(³)
Building batts, blankets, and rolls		3296-135	12/81	100.3	104.2	106.3	2.0	1.4	-.9	(³)
R-11.0 to R-18.9		3296-13535	12/81	(³)	106.3	110.2	3.7	2.6	(³)	(³)
Other mineral wool for thermal insulation, including insulating board		3296-198	12/81	(³)	(³)	(³)	(³)	(³)	(³)	(³)
Mineral wool for industrial, equipment, and appliance insulation		3296-2	12/81	107.3	107.3	106.8	-.5	-1.5	-1.0	(³)
Molded insulation (such as special automotive, appliance, and aerospace items)		3296-245	12/81	100.0	100.0	99.1	-.9	-.9	-.9	(³)
Pipe insulation		3296-261	12/81	(³)	99.0	98.5	-.5	-4.6	(³)	(³)
Other mineral wool for insulation		3296-298	12/81	(³)	103.6	103.6	0	-.8	(³)	(³)
Blast furnaces and steel mills	3312		06/82	100.0	99.6	100.1	.5	.3	(³)	(³)
Primary products		3312-P	06/82	100.0	99.7	100.1	.4	.2	(³)	(³)
Open die or smith forgings (hammer or press), ferrous		3312-B	06/82	100.0	98.5	97.4	-1.1	-2.5	(³)	(³)
Alloy steel, excluding stainless and hi-temp		3312-B63	06/82	100.0	98.7	97.4	-1.4	-2.5	(³)	(³)
Other steel mill products, except wire products		3312-C	06/82	100.0	100.5	100.5	0	.5	(³)	(³)

See footnotes at end of table.

Table 4. Producer price indexes for the net output of selected industries and their products—Continued

Industry and product ¹	Industry code	Product code	Index base	Index			Percent change to Oct. 1982 from —			
				June 1982 ²	Sep. 1982 ²	Oct. 1982 ²	Sep. 1982	July 1982	Apr. 1982	Oct. 1981
Blast furnaces and steel mills—Continued										
Wheels, rolled and forged		3312-C19	06/82	100.0	103.4	103.4	0	3.4	(?)	(?)
Coke oven and blast furnace products		3312-1	06/82	100.0	100.3	99.7	-6	-8	(?)	(?)
Coke oven products		3312-1A	06/82	100.0	100.2	99.4	-8	-1.3	(?)	(?)
Coke, except screenings and breeze		3312-111	06/82	100.0	100.7	100.2	-5	-8	(?)	(?)
Furnace coke		3312-11111	06/82	(?)	(?)	(?)	(?)	(?)	(?)	(?)
Foundry coke		3312-11112	06/82	100.0	99.4	98.5	-9	-2.2	(?)	(?)
Crude tar		3312-151	06/82	(?)	(?)	(?)	(?)	(?)	(?)	(?)
Blast furnace products		3312-1B	06/82	100.0	100.5	100.5	0	.5	(?)	(?)
Pig iron		3312-191	06/82	100.0	100.7	100.7	0	.7	(?)	(?)
Steel ingots and semifinished shapes and forms		3312-2	06/82	100.0	100.0	99.6	-4	-4	(?)	(?)
Semifinished products (excluding wire rods), carbon		3312-213								
Billets, carbon		3312-21311	06/82	100.0	100.2	99.3	-8	-7	(?)	(?)
Wire rods, carbon		3312-219	06/82	100.0	99.9	99.9	0	-1	(?)	(?)
Semifinished products (excluding wire rods), alloy		3312-236	06/82	100.0	99.9	99.9	0	-1	(?)	(?)
Billets, alloy		3312-23611	06/82	100.0	99.7	99.7	0	-3	(?)	(?)
Semifinished products (excluding wire rods), stainless		3312-256	06/82	100.0	100.0	100.0	0	0	(?)	(?)
Wire rods, stainless		3312-259	06/82	100.0	100.0	(?)	(?)	(?)	(?)	(?)
Tin mill products, h.r. sheets and strip (incl. metallic coated and electrical)										
Sheets, h.r., carbon		3312-3	06/82	100.0	99.8	101.4	1.6	1.5	(?)	(?)
Sheets and strip, hot dipped galvanized, carbon		3312-311	06/82	100.0	99.2	99.2	0	-4	(?)	(?)
Sheets and strip, electrolytic galvanized, carbon		3312-313	06/82	100.0	99.9	99.9	0	-1	(?)	(?)
Other metallic coated sheets and strip, carbon		3312-315	06/82	100.0	99.8	(?)	(?)	(?)	(?)	(?)
Strip, h.r., carbon		3312-317	06/82	100.0	100.0	100.0	0	0	(?)	(?)
Blackplate		3312-319	06/82	100.0	100.0	100.0	0	.1	(?)	(?)
Tinplate		3312-324	06/82	100.0	100.0	110.1	10.1	10.1	(?)	(?)
Tin free steel		3312-326	06/82	100.0	99.6	106.0	6.4	6.0	(?)	(?)
Sheets, h.r., alloy		3312-328	06/82	100.0	99.4	107.6	8.2	7.6	(?)	(?)
Sheets and strip, electrical, alloy		3312-331	06/82	100.0	101.1	101.1	0	1.1	(?)	(?)
Hot rolled bars, plates and structural shapes		3312-335	06/82	100.0	100.0	98.2	-1.8	-1.8	(?)	(?)
Plates (other than floor plates), carbon		3312-4	06/82	100.0	99.0	99.0	0	-4	(?)	(?)
Heavy structural shapes, carbon		3312-413	06/82	100.0	99.2	99.2	0	-8	(?)	(?)
Bars, h.r., carbon		3312-41511	06/82	100.0	94.0	95.0	1.0	-1.8	(?)	(?)
Bars, h.r., carbon, merchant quality		3312-422	06/82	100.0	100.2	100.3	.1	.4	(?)	(?)
Bars, h.r., carbon, special quality		3312-42211	06/82	(?)	(?)	(?)	(?)	(?)	(?)	(?)
Bars, light structurals, carbon		3312-42212	06/82	100.0	100.0	100.0	0	0	(?)	(?)
Concrete reinforcing bars, carbon		3312-424	06/82	100.0	100.3	100.3	0	1.4	(?)	(?)
Plates, alloy		3312-425	06/82	100.0	98.9	98.9	0	-3	(?)	(?)
Heavy structural shapes, alloy		3312-431	06/82	100.0	100.0	100.0	0	0	(?)	(?)
Bars, h.r. (incl. light structurals), alloy		3312-435	06/82	100.0	100.0	98.7	-1.3	-1.3	(?)	(?)
Tool steel, high speed, alloy		3312-441	06/82	100.0	100.0	100.0	0	0	(?)	(?)
Tool steel, other than high speed, alloy		3312-448	06/82	100.0	102.0	102.0	0	1.4	(?)	(?)
Plates, stainless		3312-449	06/82	100.0	100.0	100.0	0	0	(?)	(?)
Bars, h.r., stainless		3312-453	06/82	(?)	(?)	(?)	(?)	(?)	(?)	(?)
Steel wire		3312-461	06/82	100.0	100.0	100.0	0	0	(?)	(?)
Carbon wire		3312-5	06/82	100.0	100.0	100.0	0	0	(?)	(?)
Plain wire, carbon		3312-5A	06/82	100.0	100.0	100.0	0	0	(?)	(?)
Galvanized wire, carbon		3312-511	06/82	100.0	100.0	100.0	0	0	(?)	(?)
Stainless wire		3312-515	06/82	100.0	100.2	(?)	(?)	(?)	(?)	(?)
Steel pipe and tubes		3312-551	06/82	100.0	100.0	(?)	(?)	(?)	(?)	(?)
Pipe and oil country tubular goods, carbon		3312-6	06/82	100.0	100.0	100.0	0	0	(?)	(?)
Standard pipe, carbon		3312-6A	06/82	100.0	100.0	100.0	0	0	(?)	(?)
Line pipe, carbon		3312-611	06/82	100.0	100.0	100.0	0	0	(?)	(?)
Oil country tubular goods, carbon		3312-612	06/82	100.0	100.0	100.0	0	0	(?)	(?)
Casing (OCTG), carbon		3312-619	06/82	100.0	100.0	100.0	0	0	(?)	(?)
Pipe and tubing, alloy		3312-61911	06/82	100.0	100.0	100.0	0	0	(?)	(?)
Oil country tubular goods, alloy		3312-6E	06/82	100.0	100.0	100.0	0	0	(?)	(?)
Casing (OCTG), alloy		3312-633	06/82	100.0	100.0	100.0	0	0	(?)	(?)
Cold rolled sheets and strip (excl. metallic coated and electrical)		3312-63311	06/82	100.0	100.0	100.0	0	0	(?)	(?)
Sheets, c.r., carbon		3312-7	06/82	100.0	99.8	99.8	-1	-1	(?)	(?)
Strip, c.r., carbon		3312-711	06/82	100.0	99.8	99.8	0	0	(?)	(?)
Sheets, c.r., stainless		3312-715	06/82	100.0	100.0	(?)	(?)	(?)	(?)	(?)
Cold finished bars		3312-751	06/82	100.0	100.0	98.4	-1.6	-1.6	(?)	(?)
Bars, c.f., stainless		3312-8	06/82	100.0	101.7	101.2	-4	-4	(?)	(?)
Bars, c.f., stainless, 300 series		3312-851	06/82	100.0	99.7	98.8	-9	-9	(?)	(?)
Secondary products		3312-85111	06/82	100.0	99.6	98.4	-1.2	-1.2	(?)	(?)
Other secondary products		3312-S	06/82	100.0	100.4	100.3	-1	.8	(?)	(?)
Steel wire products		3312-SSS	06/82	100.0	106.8	106.8	0	(?)	(?)	(?)
Steel wire and related products - m/psm	3315	3315-S	06/82	100.0	98.6	98.4	-2	-2	(?)	(?)
Primary products		3315-P	06/82	100.0	98.4	98.3	-1	-3	(?)	(?)
Noninsulated ferrous wire rope, cable and strand		3315-1	06/82	100.0	98.2	98.1	-1	-3	(?)	(?)
Wire rope and cable		3315-111	06/82	100.0	99.6	98.3	-1.2	-2.1	(?)	(?)
Steel nails and spikes		3315-111	06/82	100.0	99.3	97.9	-1.4	-2.5	(?)	(?)
Steel wire nails		3315-2	06/82	100.0	100.3	100.3	0	.3	(?)	(?)
Bright nails		3315-2A	06/82	100.0	100.7	100.7	0	.7	(?)	(?)
Galvanized nails		3315-211	06/82	100.0	100.1	99.0	-1.1	-1.0	(?)	(?)
Wire staples and tacks, cut nails and spikes		3315-213	06/82	(?)	(?)	(?)	(?)	(?)	(?)	(?)
Steel wire staples		3315-2B	06/82	100.0	100.0	100.0	0	0	(?)	(?)
Steel wire		3315-223	06/82	100.0	100.0	100.0	0	0	(?)	(?)
Steel wire		3315-5	06/82	100.0	98.6	98.5	-1	-1.0	(?)	(?)

See footnotes at end of table.

Table 4. Producer price indexes for the net output of selected industries and their products—Continued

Industry and product ¹	Industry code	Product code	Index base	Index			Percent change to Oct. 1982 from —			
				June 1982 ²	Sep. 1982 ²	Oct. 1982 ²	Sep. 1982	July 1982	Apr. 1982	Oct. 1981
Steel wire and related products - mfpm—Continued										
Carbon wire		3315-5A	06/82	100.0	98.6	98.6	-0.1	-0.9	(³)	(³)
Plain wire, carbon		3315-511	06/82	100.0	98.7	98.5	-.2	-1.6	(³)	(³)
Galvanized wire, carbon		3315-515	06/82	100.0	97.7	97.7	0	0	(³)	(³)
Other coated wire, carbon		3315-519	06/82	100.0	98.9	99.1	.1	.1	(³)	(³)
Stainless wire		3315-551	06/82	100.0	96.9	96.8	0	-2.0	(³)	(³)
Other fabricated ferrous wire products		3315-9	06/82	100.0	94.9	95.1	.2	.8	(³)	(³)
Other wire products		3315-998	06/82	100.0	100.0	100.0	.0	0	(³)	(³)
Secondary products		3315-S	06/82	100.0	99.7	99.8	.1	-.2	(³)	(³)
Cold finishing of steel shapes - mfpm										
Primary products	3316	3316-P	06/82	100.0	99.8	99.6	-.2	-.3	(³)	(³)
Cold rolled sheets and strip		3316-7	06/82	100.0	98.8	98.5	-.4	-1.1	(³)	(³)
Strip, c.f., carbon		3316-715	06/82	100.0	100.0	100.0	0	0	(³)	(³)
Cold finished bars		3316-8	06/82	100.0	101.2	101.1	0	.9	(³)	(³)
Bars, c.f., carbon		3316-811	06/82	100.0	100.9	100.8	-.1	1.0	(³)	(³)
Bars, c.f., alloy		3316-831	06/82	100.0	100.3	100.3	0	0	(³)	(³)
Secondary products		3316-S	06/82	100.0	100.0	100.0	0	0	(³)	(³)
Steel pipe and tubes - mfpm										
Primary products	3317	3317-P	06/82	100.0	98.7	98.7	0	-.8	(³)	(³)
Steel pipe and tubes		3317-6	06/82	100.0	98.6	98.5	-.1	-1.0	(³)	(³)
Pipe and oil country tubular goods, carbon		3317-6A	06/82	100.0	97.8	97.5	-.3	-.3	(³)	(³)
Standard pipe, carbon		3317-611	06/82	100.0	98.6	98.6	0	-.7	(³)	(³)
Line pipe, carbon		3317-612	06/82	100.0	100.0	100.0	0	0	(³)	(³)
Oil country tubular goods, carbon		3317-619	06/82	100.0	95.4	94.6	-.8	0	(³)	(³)
Casing (OCTG), carbon		3317-61911	06/82	100.0	95.1	94.2	-1.0	0	(³)	(³)
Tubing (OCTG), carbon		3317-61912	06/82	100.0	(³)	96.5	(³)	0	(³)	(³)
Pressure tubing, carbon		3317-6B	06/82	100.0	95.2	95.2	0	-2.8	(³)	(³)
Pressure tubing, seamless, carbon		3317-621	06/82	100.0	91.0	91.0	0	-5.8	(³)	(³)
Pressure tubing, welded, carbon		3317-622	06/82	100.0	99.2	99.2	0	0	(³)	(³)
Mechanical tubing, carbon		3317-6C	06/82	100.0	99.2	99.2	-.1	-.7	(³)	(³)
Mechanical tubing, seamless, carbon		3317-623	06/82	100.0	96.7	96.7	0	-3.3	(³)	(³)
Mechanical tubing, welded, carbon		3317-624	06/82	100.0	(³)	99.7	(³)	-.1	(³)	(³)
Structural pipe and tubing, carbon		3317-627	06/82	100.0	(³)	100.0	(³)	0	(³)	(³)
Pipe and tubing, alloy		3317-6E	06/82	100.0	98.6	98.6	0	-1.4	(³)	(³)
Oil country tubular goods, alloy		3317-633	06/82	100.0	100.0	100.0	0	0	(³)	(³)
Casing (OCTG), alloy		3317-63311	06/82	100.0	100.0	100.0	0	0	(³)	(³)
Tubing (OCTG), alloy		3317-63312	06/82	100.0	100.0	100.0	0	0	(³)	(³)
Mechanical tubing, alloy		3317-645	06/82	100.0	97.4	97.4	0	-2.6	(³)	(³)
Pressure tubing, stainless		3317-6F	06/82	100.0	100.1	100.0	-.1	0	(³)	(³)
Pressure tubing, welded, stainless		3317-662	06/82	100.0	100.1	100.0	-.1	0	(³)	(³)
Other pipe and tubing (incl. standard pipe), stainless		3317-669	06/82	100.0	104.6	(³)	(³)	(³)	(³)	(³)
Secondary products		3317-S	06/82	100.0	100.7	101.5	.8	1.0	(³)	(³)
Gray iron foundries										
Primary products	3321	3321-P	12/80	107.2	106.6	108.2	1.5	1.0	0.8	3.7
Pressure and soil pipe and fittings, cast iron		3321-1	12/80	107.1	106.5	108.1	1.6	1.0	.8	3.6
Pressure pipe and fittings, ductile iron		3321-111	12/80	101.8	102.2	102.2	.1	.2	.8	.8
Pressure pipe and fittings, gray iron		3321-121	12/80	101.7	103.2	103.2	0	.3	2.2	2.2
Soil pipe and fittings, gray and ductile iron		3321-131	12/80	101.1	101.7	101.7	0	(³)	(³)	(³)
Motor vehicle castings, gray and ductile iron		3321-3	12/80	106.0	104.3	107.8	3.4	2.2	1.9	4.0
Castings for passenger cars, gray iron		3321-311	12/80	102.7	100.6	103.2	2.6	1.0	.8	3.7
Castings for other motor vehicles, gray iron		3321-312	12/80	112.6	111.7	117.3	5.0	4.5	4.4	6.3
Castings for passenger cars, ductile iron		3321-321	12/80	112.0	109.5	115.9	5.9	4.2	3.6	3.3
Castings for other motor vehicles, ductile iron		3321-322	12/80	(³)	(³)	(³)	(³)	(³)	(³)	(³)
Gray and ductile iron castings, other		3321-9	12/80	110.3	110.4	110.4	0	0	-.4	4.0
Castings for construction and utility uses, gray and ductile iron		3321-951	12/80	109.3	109.1	109.1	0	-.2	-.1	4.5
Molds and stools for heavy steel ingots		3321-961	12/80	107.3	107.3	107.3	0	0	-4.9	0
Ductile iron castings, other		3321-971	12/80	109.7	110.8	110.8	0	0	2.2	5.9
Gray iron castings, other		3321-981	12/80	111.4	111.5	111.5	0	.1	0	4.4
Secondary products		3321-S	12/80	106.6	107.2	108.4	1.1	1.1	1.9	4.3
Malleable iron foundries										
Primary products	3322	3322-P	06/81	103.7	103.7	103.7	0	-.6	.5	3.3
Standard malleable iron castings		3322-131	06/81	104.5	104.8	105.0	.2	-.5	1.0	3.9
Pearlitic malleable iron castings		3322-221	06/81	(³)	101.2	101.2	0	-.8	(³)	2.3
Steel investment foundries										
Primary products	3324	3324-P	06/81	111.3	111.9	112.6	.6	1.0	2.9	12.8
Carbon and low alloy steel investment castings		3324-163	06/81	(³)	(³)	(³)	(³)	(³)	(³)	(³)
High alloy steel investment castings, including stainless steel		3324-165	06/81	112.1	(³)	113.0	(³)	(³)	3.3	14.3
Steel foundries, n.e.c.										
Primary products	3325	3325-P	06/81	103.5	103.4	103.3	-.1	-.1	-.3	2.4
Carbon steel castings, except investment		3325-2	06/81	104.5	104.5	104.6	0	0	.1	3.4
Railroad wheels and specialties		3325-214	06/81	97.8	97.8	97.4	.1	-.2	-.6	-2.9
All other carbon steel castings		3325-219	06/81	107.3	107.5	107.6	.1	.1	0	6.0
High alloy steel castings, including stainless steel		3325-4	06/81	103.0	103.0	103.0	0	0	.3	2.4
All other high alloy steel castings, including stainless steel		3325-431	06/81	103.9	103.9	103.9	0	0	.4	(³)
Low alloy steel castings		3325-5	06/81	107.1	107.3	107.3	0	.3	.7	5.9
All other low alloy steel castings		3325-559	06/81	107.1	107.3	107.3	0	.3	.7	5.9
Secondary products		3325-S	06/81	95.6	95.3	94.0	-1.3	(³)	-3.4	-5.3

See footnotes at end of table.

Table 4. Producer price indexes for the net output of selected industries and their products—Continued

Industry and product ¹	Industry code	Product code	Index base	Index			Percent change to Oct. 1982 from —			
				June 1982 ²	Sep. 1982 ²	Oct. 1982 ²	Sep. 1982	July 1982	Apr. 1982	Oct. 1981
Primary smelting and refining of nonferrous metals	333		12/80	87.6	88.2	87.6	-0.8	0.8	-2.9	-10.3
Primary copper	3331		06/80	78.6	81.7	80.5	-1.5	4.5	-1.3	-10.1
Primary products			06/80	79.1	77.4	76.2	-1.5	0	-9.1	-16.4
Refined copper		3331-P	06/80	79.1	77.4	76.2	-1.5	0	-9.1	-16.4
Copper cathode		3331-2	06/80	80.2	78.4	76.2	-2.7	-1.1	-9.9	-15.7
Secondary products		3331-S	06/80	67.5	80.6	78.9	-2.1	15.7	16.5	-8.3
Other secondary products		3331-SSS	06/80	(³)	68.5	68.4	-1	1.9	-7.1	-15.1
Primary zinc	3333		06/80	96.7	108.6	112.8	3.9	13.7	10.8	-10.1
Primary products		3333-P	06/80	96.7	108.6	112.8	3.9	13.7	10.8	-10.1
Primary aluminum	3334		06/80	106.0	104.8	104.5	-3	-7	-2.8	-9.0
Primary products		3334-P	06/80	106.7	105.7	106.0	.3	.1	-1.4	-7.8
Primary aluminum, except extrusion billet		3334-7	06/80	107.8	106.7	107.2	.4	.3	-1.0	-7.2
Aluminum ingot, unalloyed		3334-71111	06/80	106.9	106.5	108.1	1.5	1.3	1.1	-7.4
Aluminum ingot, alloyed		3334-71112	06/80	108.9	107.0	104.8	-2.1	-2.1	-4.6	-9.9
Other primary aluminum, except extrusion billet		3334-71113	06/80	107.6	(³)	(³)	(³)	(³)	(³)	(³)
Aluminum extrusion billet		3334-8	06/80	100.0	99.0	98.9	-2	-6	-4.2	-11.2
Primary nonferrous metals, n.e.c.	3339		06/80	104.4	104.4	103.1	-1.3	-6	-6.6	-8.7
Primary products		3339-P	06/80	112.2	114.1	112.3	-1.5	-8	-5.8	-6.6
Secondary nonferrous metals	3341		06/80	73.5	77.4	76.9	-6	3.1	-1.0	-14.4
Primary products		3341-P	06/80	71.0	75.4	74.9	-7	3.9	-5	-15.3
Copper		3341-2	06/80	77.1	77.2	75.9	-1.7	-2.0	-8.5	-18.8
Copper, alloyed		3341-231	06/80	81.0	78.5	77.8	-9	-3.6	-6.7	-18.5
Brass ingot, alloyed		3341-23111	06/80	79.9	(³)	(³)	(³)	(³)	(³)	(³)
Bronze ingot, alloyed		3341-23112	06/80	84.1	(³)	(³)	(³)	(³)	(³)	(³)
Lead		3341-3	06/80	79.8	79.7	79.5	-2	-1.1	-1.3	-15.3
Lead, unalloyed		3341-311	06/80	(³)	(³)	(³)	(³)	(³)	(³)	(³)
Antimonial lead		3341-321	06/80	(³)	(³)	(³)	(³)	(³)	(³)	(³)
Babbitt metal		3341-333	06/80	77.5	(³)	(³)	(³)	(³)	(³)	(³)
Solder		3341-351	06/80	(³)	(³)	(³)	(³)	(³)	(³)	(³)
Zinc		3341-4	06/80	105.7	112.4	115.1	2.4	7.0	8.7	-10.0
Zinc dust		3341-405	06/80	125.1	(³)	(³)	(³)	(³)	(³)	(³)
Zinc base alloys		3341-411	06/80	99.5	106.6	110.6	3.7	(³)	11.2	-11.9
Precious metals		3341-5	06/80	46.9	70.0	68.9	-1.5	33.2	23.5	-2.0
Gold, unalloyed		3341-511	06/80	52.6	74.3	72.0	-3.0	27.8	23.1	-2.7
Silver, unalloyed		3341-531	06/80	34.4	58.2	59.2	1.7	45.4	24.3	-4
Other nonferrous metals		3341-6	06/80	84.7	83.1	84.4	1.6	.9	-2.8	-7.0
Aluminum, except extrusion billet		3341-7	06/80	74.0	72.0	71.5	-7	-2.8	-7.3	-21.5
Aluminum ingot		3341-71111	06/80	71.5	70.0	69.9	-2	(³)	-5.7	-21.9
Aluminum, other types except extrusion billet		3341-71112	06/80	83.7	80.2	78.6	-1.9	-6.0	-11.8	-20.6
Miscellaneous receipts		3341-M	06/80	93.3	92.2	92.3	.1	-1.3	-5.9	-9.8
Contract toll work		3341-Y85	06/80	104.7	(³)	(³)	(³)	(³)	(³)	(³)
Resales		3341-Z89	06/80	(³)	(³)	(³)	(³)	(³)	(³)	(³)
Secondary products		3341-S	06/80	86.9	(³)	(³)	(³)	(³)	(³)	(³)
Rolling, drawing and extruding of copper	3351		12/80	85.3	85.7	85.8	.2	1.1	-2.6	-9.9
Primary products		3351-P	12/80	88.2	88.5	87.9	-6	0	-3.4	-9.4
Copper and copper base alloy wire		3351-1	12/80	93.6	93.5	93.8	.3	.9	-1.1	-4.1
Unalloyed		3351-111	12/80	88.7	88.0	87.9	-1	1.2	-2.1	-4.9
Bare		3351-11112	12/80	87.0	86.2	85.8	-4	.9	-4.1	-5.6
Alloyed		3351-131								
Bare		3351-13114	12/80	94.3	94.2	94.6	.4	(³)	-.9	(³)
Copper and copper-base alloy rod, bar and shapes		3351-3	12/80	86.1	86.6	85.5	-1.2	.2	-4.0	-13.1
Unalloyed copper bars, shapes and non-electric rod		3351-311								
Rod		3351-31115	12/80	83.3	(³)	82.8	(³)	.9	-6.1	(³)
Copper-base alloy rod, bar and shapes		3351-332	12/80	87.2	87.0	86.8	-3	-4	-2.0	-14.1
Rod		3351-33218	12/80	83.2	83.2	83.2	0	-3	-2.1	-18.4
Copper and copper-base alloy sheet, strip and plate		3351-4	12/80	97.1	97.6	96.8	-9	-1	-2.8	-3.6
Unalloyed copper flat products		3351-413	12/80	95.1	95.5	94.1	-1.5	-5	-3.3	-5.0
Strip		3351-41322	12/80	(³)	97.7	95.9	-1.7	(³)	(³)	-4.2
Sheet		3351-41323	12/80	88.9	(³)	(³)	(³)	(³)	(³)	(³)
Copper-base alloy flat products		3351-435	12/80	97.7	98.4	97.7	-7	0	-2.6	-3.1
Strip		3351-43526	12/80	98.9	98.8	98.1	-8	.1	-2.8	-2.9
Copper and copper-base alloy pipe and tube		3351-5	12/80	80.8	80.9	81.2	.4	-2	-3.8	-11.2
Unalloyed pipe and tube, plumbing		3351-516								
Tube		3351-51631	12/80	72.2	72.6	72.9	.4	-5	-3.8	-12.8
Unalloyed, other pipe and tube		3351-518								
Tube		3351-51833	12/80	80.1	78.8	78.7	-1	-1.6	-7.8	-9.9
Copper-base alloy, other pipe and tube		3351-538								
Tube		3351-53839	12/80	99.9	100.5	101.5	1.0	1.6	-.5	-9.7
Secondary products		3351-S	12/80	72.3	(³)	76.4	(³)	7.0	1.7	(³)
Aluminum sheet, plate, foil and welded tube products	3353		06/81	101.1	100.6	100.1	-5	-1.1	-2.0	-2.0
Primary products		3353-P	06/81	102.7	102.1	102.0	-1	-7	-1.3	-5
Aluminum plate		3353-1								
Heat-treatable		3353-113	06/81	103.0	103.0	102.2	-7	-7	-.7	(³)
Aluminum sheet		3353-2	06/81	102.4	101.7	101.7	-1	-6	-1.4	-8
Flat, heat-treatable		3353-223	06/81	97.6	97.6	96.8	-8	-8	-.8	(³)

See footnotes at end of table.

Table 4. Producer price indexes for the net output of selected industries and their products—Continued

Industry and product ¹	Industry code	Product code	Index base	Index			Percent change to Oct. 1982 from —			
				June 1982 ²	Sep. 1982 ²	Oct. 1982 ²	Sep. 1982	July 1982	Apr. 1982	Oct. 1981
Aluminum sheet, plate, foil and welded tube products—Continued										
Flat, nonheat-treatable, bare		3353-224	06/81	108.8	107.8	107.8	0	-0.9	-0.9	3.9
Coiled, nonheat-treatable, bare		3353-231	06/81	101.2	100.5	100.5	0	-7	-1.7	-2.1
Coiled, nonheat-treatable, bare, siding		3353-23111	06/81	99.5	99.2	99.2	0	-3	-1.2	-4.6
Coiled, nonheat-treatable, bare, finstock		3353-23112	06/81	104.2	(³)	(³)	(³)	(³)	(³)	(³)
Coiled, nonheat-treatable, bare, all others		3353-23115	06/81	102.3	102.3	101.8	-5	-3	-1.9	1.5
Coiled, nonheat-treatable, precoated		3353-233	06/81	106.3	106.3	106.3	0	0	-5	4.5
Aluminum foil		3353-3	06/81	105.2	103.9	103.9	.0	-1.2	-1.3	1.7
Aluminum welded tube		3353-4	06/81	100.0	100.0	100.0	0	0	0	(³)
Secondary products		3353-S	06/81	87.3	88.1	83.8	-4.8	-5.0	-9.0	(³)
Aluminum extruded products	3354		12/81	99.4	98.3	98.1	-2	-1.0	-1.4	(³)
Primary products		3354-P	12/81	99.3	98.0	97.8	-2	-1.2	-1.6	(³)
Extruded aluminum rod, bar and other extruded shapes except tube		3354-1	12/81	98.8	97.5	97.4	-2	-1.1	-1.5	(³)
Extruded rod and bar with alloys other than 2000 and 7000 series		3354-115	12/81	98.9	97.4	97.4	0	-1.0	-1.6	(³)
Rod		3354-11511	12/81	99.0	97.4	97.4	0	-1.4	-1.7	(³)
Bar		3354-11512	12/81	98.9	97.4	97.4	0	-7	-1.5	(³)
Extruded rod and bar with alloys within 2000 and 7000 series ..		3354-118	12/81	100.0	100.0	100.0	0	0	0	(³)
Other extruded shapes except tube, with alloys other than 2000 and 7000 series		3354-125	12/81	98.4	97.2	97.0	-1	-1.0	-1.5	(³)
Other extruded shapes, circle size 1 to, not including, 2		3354-12501	12/81	99.1	97.8	97.5	-4	-6	-1.7	(³)
Other extruded shapes, circle size 2 to, not including, 3		3354-12502	12/81	100.4	99.7	99.7	0	-6	-7	(³)
Other extruded shapes, circle size 3 to, not including, 4		3354-12503	12/81	98.4	97.1	96.7	-4	-1.0	-1.9	(³)
Other extruded shapes, circle size 4 to, not including, 5		3354-12504	12/81	(³)	99.2	99.1	0	-5	(³)	(³)
Other extruded shapes, circle size 5 to, not including, 6		3354-12505	12/81	(³)	94.9	94.9	0	-5.1	(³)	(³)
Other extruded shapes, circle size 6 to, not including, 10		3354-12506	12/81	98.0	97.6	97.2	-4	-8	-1.0	(³)
Extruded pipe		3354-12511	12/81	100.0	98.6	98.6	0	0	-1.4	(³)
Aluminum extruded and drawn tube		3354-2	12/81	101.7	100.2	100.0	-2	-1.5	-1.9	(³)
Extruded tube		3354-251	12/81	99.9	97.6	97.3	-3	-2.4	-2.9	(³)
Drawn tube		3354-253	12/81	104.9	104.9	104.9	0	0	0	(³)
Secondary products		3354-S	12/81	(³)	99.9	99.9	0	-1	(³)	(³)
Aluminum rolling and drawing, n.e.c.	3355		06/81	105.2	105.5	101.7	-3.6	-2.9	-1.8	-1.9
Primary products		3355-P	06/81	105.2	105.5	101.7	-3.6	-2.9	-1.8	-1.9
Aluminum and aluminum-base alloy wire and cable		3355-1	06/81	89.1	89.1	88.0	-1.2	-2.2	-4.9	-11.9
Rolling, drawing and extruding nonferrous metals, except copper and aluminum	3356		06/82	100.0	108.7	116.9	7.5	15.9	(³)	(³)
Primary Products		3356-P	06/82	100.0	108.8	117.6	8.1	16.7	(³)	(³)
Titanium mill shapes		3356-2	06/82	100.0	99.4	91.3	-8.2	-8.2	(³)	(³)
Other titanium mill shapes, except wire		3356-279	06/82	100.0	99.1	90.6	-8.6	-8.6	(³)	(³)
Precious metal mill shapes		3356-3	06/82	100.0	121.4	146.7	20.9	44.7	(³)	(³)
Gold mill shapes		3356-382	06/82	100.0	118.4	138.1	16.6	38.0	(³)	(³)
Other gold mill shapes, except wire		3356-38213	06/82	100.0	141.2	138.1	-2.2	37.8	(³)	(³)
Other nonferrous metal mill shapes		3356-9	06/82	100.0	103.8	103.6	-2	2.1	(³)	(³)
Other lead mill shapes, except powder and wire		3356-959	06/82	100.0	103.7	100.0	-3.6	.8	(³)	(³)
Other nonferrous metal wire		3356-992	06/82	100.0	99.1	98.1	-1.0	-2.0	(³)	(³)
Other nonferrous metal mill shapes		3356-998	06/82	100.0	104.8	104.4	-4	1.4	(³)	(³)
Secondary products		3356-S	06/82	100.0	107.6	107.5	-1	5.7	(³)	(³)
Metal cans	3411		06/81	104.6	104.4	104.4	0	-2	-2	3.6
Primary products		3411-P	06/81	105.8	105.4	105.4	0	-3	-3	4.5
Steel cans		3411-1	06/81	104.7	104.2	104.2	0	-5	-4	3.7
Steel cans, food		3411-1B	06/81	108.1	107.1	107.1	0	-9	-8	6.2
Fruit and fruit juices can		3411-117	06/81	109.8	109.8	109.8	0	0	.1	9.3
Vegetables and vegetable juices can		3411-119	06/81	(³)	105.6	(³)	(³)	(³)	(³)	(³)
Lard and shortening can		3411-127	06/81	(³)	108.7	(³)	(³)	(³)	(³)	(³)
Can, other foods (including soups)		3411-131	06/81	108.1	106.9	106.9	0	-1.1	-1.0	6.8
Steel cans, general packaging (incl. pet food)		3411-1C	06/81	102.4	102.4	102.5	0	0	0	3.4
Paint and varnish can		3411-137	06/81	108.3	108.5	108.3	-1	0	-1	7.2
Aerosol can		3411-139	06/81	(³)	(³)	(³)	(³)	(³)	(³)	(³)
Can, other non-foods		3411-141	06/81	102.9	102.8	103.1	.4	-2	1.9	2.5
Aluminum cans		3411-2	06/81	106.1	105.9	105.9	0	0	-1.1	5.5
Aluminum cans, beverage		3411-2A	06/81	106.7	106.5	106.4	0	0	-1.2	6.1
Beer can		3411-213	06/81	106.4	(³)	106.0	(³)	0	-1.8	(³)
Metal can components (steel and aluminum)		3411-3	06/81	111.8	111.8	111.8	0	0	1.9	7.4
Miscellaneous receipts		3411-M	06/81	89.3	89.1	89.1	0	0	-1.6	(³)
Secondary products		3411-S	06/81	104.8	107.8	107.2	-6	2.9	4.1	5.7
Metal sanitary ware	3431		12/80	108.8	108.9	109.6	.6	.7	.9	2.9
Primary products		3431-P	12/80	108.7	108.8	109.4	.5	.6	.7	2.3
Lavatories		3431-1	12/80	104.3	104.3	101.2	-3.0	-3.0	-3.0	-1.8
Steel lavatories		3431-121	12/80	104.3	104.3	101.2	-3.0	-3.0	-3.0	-1.8
Sinks and sink/laundry tray combinations		3431-4	12/80	109.1	107.3	110.1	2.5	.9	1.1	2.7
Stainless steel sinks and sink/laundry tray combinations		3431-425	12/80	107.4	107.6	108.0	.4	.4	.9	3.1
Bathtubs		3431-7	12/80	110.6	111.3	111.8	.4	1.0	1.0	2.8
Cast iron bathtubs		3431-711	12/80	112.4	113.5	114.3	.7	1.6	1.6	(³)
Steel bathtubs		3431-721	12/80	107.5	(³)	107.4	(³)	(³)	(³)	(³)
Secondary products		3431-S	12/80	109.3	109.3	110.3	.9	1.1	1.4	4.8
Other secondary products		3431-SSS	12/80	103.9	103.5	105.2	1.7	1.7	1.6	(³)

See footnotes at end of table.

Table 4. Producer price indexes for the net output of selected industries and their products—Continued

Industry and product ¹	Industry code	Product code	Index base	Index			Percent change to Oct. 1982 from —			
				June 1982 ²	Sep. 1982 ²	Oct. 1982 ²	Sep. 1982	July 1982	Apr. 1982	Oct. 1981
Nonelectric heating equipment	3433		06/80	114.7	115.7	115.8	0.1	0.2	1.5	5.6
Primary products		3433-P	06/80	114.1	115.2	115.3	.1	.4	1.6	6.3
Cast iron heating boilers		3433-3	06/80	113.3	113.3	113.3	0	0	1.1	5.0
Oil-fired cast iron heating boilers		3433-311	06/80	109.9	109.9	109.9	0	0	1.4	4.4
Gas-fired cast iron heating boilers		3433-313	06/80	116.5	116.6	116.6	.0	.1	1.2	5.0
Domestic heating stoves		3433-4	06/80	111.0	117.5	117.5	0	1.1	6.2	7.4
Wood and coal domestic heating stoves, except sheet metal, airtight		3433-416	06/80	115.2	122.9	122.9	0	1.2	7.1	7.2
Wood and coal domestic heating stoves, sheet metal, airtight ..		3433-418	06/80	120.4	122.0	122.0	0	0	1.4	4.9
Steel heating boilers		3433-5	06/80	114.6	114.6	114.6	0	0	1.5	2.6
Steel heating boilers, 400 MBH and less		3433-511	06/80	113.6	113.6	113.6	0	0	2.5	2.5
Steel heating boilers, over 400 MBH		3433-513	06/80	115.6	115.6	115.6	0	0	.8	2.8
Other heating systems		3433-6	06/80	120.0	121.0	121.4	.3	.8	1.9	6.7
Radiators and convectors		3433-611	06/80	118.3	119.6	119.9	.3	.3	2.3	6.6
Steel radiators and convectors		3433-61103	06/80	119.7	(²)	(²)	(²)	(²)	(²)	(²)
Other radiators and convectors		3433-61107	06/80	114.8	115.6	115.6	0	0	3.4	7.1
Unit heaters		3433-621								
Gas-fired unit heaters, under 400 MBH, propeller fan		3433-62113	06/80	121.0	(²)	(²)	(²)	(²)	(²)	(²)
Floor and wall furnaces		3433-631	06/80	117.3	119.6	120.0	.3	.6	2.7	5.3
Gas-fired floor furnaces		3433-63111	06/80	126.2	128.4	128.4	0	2.0	6.7	15.0
Gas-fired wall furnaces		3433-63113	06/80	116.4	118.8	(²)	(²)	(²)	(²)	(²)
Other systems, n.e.c.		3433-661	06/80	122.0	122.8	122.6	-.1	1.1	1.8	7.4
Gas-fired infrared heaters		3433-66141	06/80	112.9	114.0	114.0	0	(²)	6.0	(²)
Nonelectric fireplaces		3433-66151	06/80	111.7	113.3	109.8	-3.0	-1.7	-1.7	-1.6
Other heating systems, n.e.c.		3433-66191	06/80	125.4	126.4	126.5	.1	.8	.9	(²)
Parts for heating systems		3433-8	06/80	113.0	113.2	113.2	0	0	.4	7.1
Gas burners and parts/attachments		3433-811	06/80	114.1	114.1	114.1	0	0	.8	5.0
Gas burners under and equal to 400 MBH		3433-81101	06/80	113.6	113.6	113.6	0	(²)	1.2	(²)
Gas burners over 400 MBH		3433-81103	06/80	107.6	107.6	107.6	0	0	.8	6.7
Oil burners and parts/attachments		3433-821	06/80	118.0	118.0	118.0	0	0	0	6.9
Commercial/industrial oil burners		3433-82103	06/80	110.7	110.7	110.7	0	0	0	4.7
Dual fuel burners and parts/attachments		3433-831								
Commercial/industrial dual fuel burners		3433-83103	06/80	106.4	106.4	106.4	0	0	0	(²)
Other parts, n.e.c.		3433-861	06/80	111.7	113.1	113.0	-.1	.1	1.1	9.6
Secondary products		3433-S	06/80	116.3	116.8	117.2	.3	-.5	.5	4.2
Other secondary products		3433-SSS	06/80	119.9	120.6	121.1	.4	.2	.7	5.5
Fabricated structural metal	3441		06/82	100.0	98.0	97.7	-.4	-.8	(²)	(²)
Primary products		3441-P	06/82	100.0	97.9	97.5	-.4	-1.0	(²)	(²)
Fabricated structural metal for buildings		3441-1	06/82	100.0	98.0	97.1	-.8	-1.4	(²)	(²)
Iron and steel for sale to other companies, industrial		3441-121	06/82	100.0	97.6	96.0	-1.7	-2.8	(²)	(²)
Industrial buildings and plants		3441-12101	06/82	(²)	(²)	(²)	(²)	(²)	(²)	(²)
Iron and steel for sale to other companies, commercial		3441-122	06/82	100.0	94.3	94.3	0	-3.0	(²)	(²)
Office buildings (high-rise)		3441-12201	06/82	100.0	88.7	88.7	0	(²)	(²)	(²)
Office buildings (low-rise)		3441-12202	06/82	(²)	(²)	(²)	(²)	(²)	(²)	(²)
Other (low-rise)		3441-12205	06/82	100.0	99.0	(²)	(²)	(²)	(²)	(²)
Iron and steel for sale to other companies, public (except utilities) and educational		3441-126	06/82	100.0	97.5	96.0	-1.6	-4.0	(²)	(²)
Educational		3441-12602	06/82	100.0	95.8	93.3	-2.6	-6.7	(²)	(²)
Iron and steel for sale to other companies, public utilities		3441-127	06/82	100.0	97.0	97.0	0	0	(²)	(²)
Power plants (fossil and nuclear)		3441-12701	06/82	100.0	96.8	96.8	0	0	(²)	(²)
Iron and steel for field erection by own company, industrial		3441-161	06/82	100.0	99.1	99.1	0	0	(²)	(²)
Industrial buildings and plants		3441-16101	06/82	100.0	99.1	99.1	0	0	(²)	(²)
Iron and steel for field erection by own company, commer., residen., instlt., med., reli		3441-162	06/82	100.0	100.8	99.6	-1.1	-3	(²)	(²)
Commercial, residential, institutional, medical, religious (low-rise)		3441-16202	06/82	100.0	101.9	99.0	-2.8	-.7	(²)	(²)
Fabricated structural metal for bridges, trestles, and viaducts		3441-2	06/82	100.0	96.5	97.3	.7	-1.7	(²)	(²)
Iron, steel, and aluminum for sale to other companies, highway		3441-212	06/82	100.0	96.5	97.1	.7	-1.8	(²)	(²)
Other fabricated structural metal		3441-3	06/82	100.0	98.1	98.2	.1	-.2	(²)	(²)
Iron and steel for sale to other companies, for towers and supporting structures		3441-342	06/82	100.0	(²)	96.2	(²)	(²)	(²)	(²)
Other iron and steel for sale to other companies (excluding re-bars, bar joists, etc.)		3441-358	06/82	100.0	97.0	96.7	-.3	-1.8	(²)	(²)
Secondary products		3441-S	06/82	(²)	(²)	(²)	(²)	(²)	(²)	(²)
Fabricated platework	3443		03/80	117.6	118.6	118.9	.3	1.4	1.5	4.2
Primary products		3443-P	03/80	118.3	119.6	120.0	.3	1.7	1.7	4.9
Heat exchangers and steam condensers		3443-1	03/80	120.9	122.8	123.8	.9	.9	2.4	5.3
Bare tube heat exchangers		3443-111	03/80	128.3	131.5	133.3	1.4	1.4	3.9	9.0
Fin tube heat exchangers		3443-115	03/80	115.7	115.8	115.8	0	0	.1	.1
Fabricated steel plate		3443-2	03/80	111.2	111.2	111.2	0	.4	0	4.4
Fabricated steel plate for large diameter pipe		3443-211	03/80	126.1	126.1	126.1	0	0	0	(²)
Weldments		3443-251	03/80	111.4	111.4	111.4	0	0	0	6.2
Other fabricated steel plate		3443-298	03/80	110.7	110.8	(²)	(²)	(²)	(²)	(²)
Steel power boilers and parts/attachments		3443-3	03/80	120.8	123.9	124.6	.5	5.0	3.3	5.6
Water tube boilers up to 100,000 lbs./hr.		3443-31	03/80	123.3	127.2	126.7	-.5	3.1	2.7	6.0
Fire tube boilers of all types		3443-34	03/80	119.2	121.6	123.3	1.4	6.8	3.8	5.3
Gas cylinders		3443-4								
Other gas cylinders		3443-419	03/80	112.5	111.6	111.6	0	-.7	-.9	1.3
Metal tanks made at plant, standard, pressure		3443-5	03/80	109.3	109.3	109.3	0	0	.2	.3
Other non-LPG pressure tanks		3443-538	03/80	112.2	112.2	112.2	0	0	(²)	(²)

See footnotes at end of table.

Table 4. Producer price indexes for the net output of selected industries and their products—Continued

Industry and product ¹	Industry code	Product code	Index base	Index			Percent change to Oct. 1982 from —			
				June 1982 ²	Sep. 1982 ²	Oct. 1982 ²	Sep. 1982	July 1982	Apr. 1982	Oct. 1981
Fabricated platework—Continued										
Metal tanks made at plant, standard, non-pressure		3443-7	03/80	108.1	107.4	107.1	-0.3	-0.5	-0.5	-1.2
Bulk storage tanks, standard, non-pressure		3443-71	03/80	109.3	108.4	107.9	-5	-6	-6	-2.6
Carbon steel storage tanks, 6000 gal. and less		3443-711	03/80	109.1	108.3	107.5	-7	-8	-1	-1.7
Carbon steel storage tanks over 6000 gal.		3443-713	03/80	110.2	109.3	108.9	-3	-4	-1.0	-3.5
Other storage tanks		3443-72	03/80	113.2	112.3	112.3	0	-8	-8	3.1
Custom tanks and vessels made at the plant		3443-8	03/80	123.7	124.6	125.2	.5	1.6	2.2	5.0
Carbon steel customized tanks and vessels		3443-802	03/80	122.6	124.3	125.0	.6	2.2	3.5	5.8
Carbon steel tanks & vessels, 3/4" & less wall thickness		3443-80201	03/80	122.0	121.6	122.7	.9	.9	1.5	5.2
Carbon steel tanks & vessels, over 3/4" wall thickness		3443-80203	03/80	(²)	113.1	113.1	0	(²)	(²)	(²)
Alloyed (except aluminum) vessels and tanks, non-LPG		3443-806	03/80	123.2	(²)	122.3	(²)	(²)	-8	(²)
Custom tanks and vessels made at plant and field erected		3443-9	03/80	127.0	127.4	128.3	.7	1.3	1.5	3.2
Elevated water tanks, customized and field erected		3443-922	03/80	122.6	123.0	(²)	(²)	(²)	(²)	(²)
Petroleum storage tanks, field erected		3443-926	03/80	117.9	118.4	116.7	-1.5	-3	-8	-1.8
Secondary products		3443-S	03/80	(²)	(²)	113.8	(²)	(²)	1.4	(²)
Prefabricated metal buildings	3448		12/81	101.6	100.9	100.9	0	-3	-6	(²)
Primary products		3448-P	12/81	101.5	100.8	100.8	0	-4	-9	(²)
Prefab. metal bldg. sys., excl. farm service bldgs., resid. bldgs., & parts for prefab. bldgs.		3448-1	12/81	99.6	98.9	98.9	-1	-5	-1.2	(²)
Industrial and commercial		3448-115	12/81	99.7	99.0	99.0	0	-5	-1.1	(²)
Public and educational		3448-118	12/81	(²)	97.9	(²)	(²)	(²)	(²)	(²)
Other prefabricated and portable metal buildings and parts		3448-2	12/81	104.5	103.6	103.6	0	-3	-5	(²)
Grain storage buildings, including farm and commercial types, steel and aluminum		3448-214	12/81	(²)	107.6	107.6	0	-3	(²)	(²)
Other farm service bldgs., steel and aluminum, excl. wood frame bldgs.		3448-215	12/81	105.9	105.9	105.9	0	0	5.8	(²)
Small utility bldgs., incl. tool sheds, cabanas, storage houses, etc., steel and aluminum		3448-221	12/81	(²)	98.7	99.5	.7	-2	(²)	(²)
Dwellings and other non-farm bldgs. incl. vacation homes, etc.; steel and aluminum		3448-235	12/81	107.3	107.8	107.0	-7	-2	-5	(²)
Panels, parts, or sections for prefab. bldgs., not sold as a complete unit, steel & aluminum		3448-254	12/81	99.7	99.5	99.5	-1	-3	-2	(²)
Secondary products		3448-S	12/81	(²)	104.2	104.2	0	0	(²)	(²)
Bolts, nuts, screws, rivets, and washers	3452		06/82	100.0	100.2	100.0	-2	.2	(²)	(²)
Primary products		3452-P	06/82	100.0	100.4	100.1	-3	.3	(²)	(²)
Externally threaded fasteners, except aircraft.		3452-4	06/82	100.0	99.9	100.1	.2	.7	(²)	(²)
Hex bolts, including heavy, tap, and joint		3452-412	06/82	100.0	91.5	90.5	-1.1	-5.3	(²)	(²)
Square and round bolts and plow numbers 3, 4, 6, 7, and track		3452-413	06/82	100.0	101.8	101.8	0	1.8	(²)	(²)
High-strength structural and bent bolts		3452-416	06/82	100.0	102.0	102.2	.2	0	(²)	(²)
Studs		3452-421	06/82	100.0	101.1	101.8	.8	-1.4	(²)	(²)
Flanged, self-locking, set, and wood screws		3452-432	06/82	100.0	100.9	101.2	.3	1.8	(²)	(²)
Cap screws, 1/4 in. diameter and above		3452-434	06/82	100.0	97.2	100.8	3.7	.7	(²)	(²)
Machine screws		3452-437	06/82	100.0	99.1	98.9	-2	0	(²)	(²)
Thread-cutting, self-drilling, and thread-rolling screws		3452-442	06/82	100.0	98.4	98.4	0	-1.6	(²)	(²)
Other externally threaded fasteners, except aircraft.		3452-469	06/82	100.0	100.2	100.2	0	.2	(²)	(²)
Internally threaded fasteners, except aircraft.		3452-5	06/82	100.0	103.3	101.7	-1.6	1.7	(²)	(²)
Flanged, square, sheet metal, weld, wing, and cage nuts		3452-501	06/82	100.0	102.7	102.7	0	2.7	(²)	(²)
Hex nuts		3452-502	06/82	100.0	103.7	101.5	-2.1	1.6	(²)	(²)
Locknuts: prevailing torque and free spinning		3452-511	06/82	100.0	100.0	100.0	0	(²)	(²)	(²)
Other internally threaded fasteners, including all nonmetallic		3452-539	06/82	100.0	(²)	102.1	(²)	0	(²)	(²)
Nonthreaded fasteners, except aircraft.		3452-6	06/82	100.0	99.9	98.9	-1.0	-1.2	(²)	(²)
Solid rivets, all sizes		3452-601	06/82	100.0	102.0	96.5	-5.4	-3.5	(²)	(²)
Tubular, split, and blind rivets		3452-603	06/82	100.0	100.0	100.0	0	0	(²)	(²)
Pins, machine type		3452-621	06/82	100.0	100.0	100.0	0	(²)	(²)	(²)
Other nonthreaded fasteners, including all nonmetallic		3452-649	06/82	100.0	(²)	101.2	(²)	(²)	(²)	(²)
Aircraft/aerospace fasteners		3452-7	06/82	100.0	100.0	100.0	0	0	(²)	(²)
Screws, all types		3452-711	06/82	100.0	100.0	100.0	0	0	(²)	(²)
Nuts, all types		3452-731	06/82	100.0	100.0	(²)	(²)	(²)	(²)	(²)
Rivets, all types		3452-762	06/82	100.0	(²)	99.9	(²)	-1	(²)	(²)
Other formed fasteners		3452-8	06/82	100.0	100.2	100.2	0	.2	(²)	(²)
Miscellaneous receipts		3452-M	06/82	100.0	98.0	98.0	0	(²)	(²)	(²)
Secondary products		3452-S	06/82	100.0	100.1	100.7	.6	1.1	(²)	(²)
Steel springs, except wire	3493		06/81	105.2	104.8	104.9	.1	.2	-2	-1
Primary products		3493-P	06/81	105.5	104.6	104.7	.1	0	-5	-4
Hot formed springs		3493-1	06/81	106.2	105.3	105.4	.1	.1	-5	-1
Hot formed coil springs		3493-121	06/81	104.1	102.4	102.6	.2	.2	-1.4	-3.3
Locomotive, railroad car, and other helical springs		3493-12116	06/81	(²)	102.4	102.6	.2	(²)	(²)	-3.3
Hot formed leaf springs		3493-131	06/81	107.9	107.9	107.9	0	0	.3	2.6
Replacement leaf springs		3493-13151	06/81	114.2	114.2	114.2	0	0	0	3.8
Original equipment leaf springs other than for passenger cars		3493-13158	06/81	101.1	101.1	101.1	0	0	.7	1.1
Cold formed springs		3493-2	06/81	102.0	101.2	101.2	0	-7	-3	-1.8
Fabricated pipe and pipe fittings	3498		06/81	106.6	105.7	106.0	.2	-2	-6	1.5
Primary products		3498-P	06/81	105.5	104.7	105.0	.3	0	-5	1.0
Iron and steel pipe, tube and fittings		3498-1	06/81	105.7	104.9	105.2	.3	.1	-3	.9
Iron and steel pipe and pipe fittings (including custom work for contractors)		3498-101	06/81	105.7	104.0	104.5	.5	-2	-1.1	.1

See footnotes at end of table.

Table 4. Producer price indexes for the net output of selected industries and their products—Continued

Industry and product ¹	Industry code	Product code	Index base	Index			Percent change to Oct. 1982 from —			
				June 1982 ²	Sep. 1982 ²	Oct. 1982 ²	Sep. 1982	July 1982	Apr. 1982	Oct. 1981
Fabricated pipe and pipe fittings—Continued										
Fossil fuel power plant		3498-10102	06/81	(³)	102.2	(³)	(³)	(³)	(³)	(³)
Other fab. excluding energy, petrochem, water/sewage, and nonpressure pipe		3498-10114	06/81	104.7	104.7	106.0	1.2	1.2	1.2	-0.2
Iron and steel tubing and fittings		3498-102	06/81	105.7	106.3	106.3	0	.6	.8	2.1
Seamless tubing		3498-10202	06/81	(³)	105.4	105.4	0	3.1	(³)	(³)
Welded tubing		3498-10203	06/81	107.3	106.5	106.5	0	-8	-3	.9
Turbines and turbine generator sets	3511		06/82	100.0	100.1	99.5	-6	-6	(³)	(³)
Primary products		3511-P	06/82	100.0	100.1	99.4	-7	-7	(³)	(³)
Steam, gas, and hydraulic turbines and parts		3511-2	06/82	100.0	100.3	98.6	-1.7	-1.7	(³)	(³)
Mechanical drive steam turbines, including marine, steam engines, and parts		3511-21	06/82	100.0	100.4	100.4	0	0	(³)	(³)
Mechanical drive steam turbines, including marine		3511-211	06/82	100.0	100.6	100.6	0	0	(³)	(³)
Mechanical drive steam turbines less than 1,000 horsepower		3511-21121	06/82	100.0	100.7	(³)	(³)	(³)	(³)	(³)
Mechanical drive steam turbines 1,000 horsepower and over		3511-21141	06/82	100.0	100.3	100.3	0	0	(³)	(³)
Parts and accessories for steam engines and steam turbines, and complete steam engines		3511-215	06/82	100.0	100.0	100.0	0	0	(³)	(³)
Construction machinery	3531		12/80	112.2	113.1	112.7	-3	-2	1.2	3.2
Primary products		3531-P	12/80	111.4	112.4	112.0	-4	-1	1.1	3.1
Off hwy wheel tractors		3531-1								
Off hwy wheel tractors, including wheeled log skidders and rubber-tired dozers		3531-101	12/80	117.1	117.2	117.2	0	.1	.2	5.1
Tracklaying tractors		3531-2	12/80	117.0	118.6	118.6	0	0	1.5	6.6
Tracklaying tractors, 130 net engine hp and over		3531-209	12/80	117.0	118.6	118.6	0	0	1.5	6.6
Tractor parts and attachments		3531-3	12/80	102.7	103.7	103.7	0	0	1.6	1.2
Tractor parts sold to o.e.m.		3531-321	12/80	(³)	(³)	(³)	(³)	(³)	(³)	(³)
For wheel tractor loaders, replacement and repair		3531-367	12/80	(³)	93.6	93.6	0	0	(³)	(³)
Cranes, excavators, parts and attachments		3531-4	12/80	111.2	112.3	112.4	0	.4	1.7	5.4
Hydraulic operated excavators		3531-41102	12/80	108.8	109.4	109.4	0	.6	.6	4.2
Cable operated cranes		3531-41103	12/80	115.6	(³)	115.6	(³)	(³)	1.7	8.1
Hydraulic operated cranes		3531-41104	12/80	114.7	116.2	116.2	0	.2	2.4	6.5
Miscellaneous cranes including draglines		3531-41105	12/80	113.2	114.0	114.3	.2	.5	1.2	4.4
Front end attachments for cranes, draglines, shovels		3531-481	12/80	114.1	120.8	120.8	0	5.8	6.6	10.9
Parts for power cranes, draglines and shovels		3531-485	12/80	108.1	110.2	110.2	0	(³)	(³)	4.2
Mixers, pavers and related equipment, except parts		3531-6	12/80	111.6	112.0	112.0	0	.2	1.5	4.2
Portable mixers, 3 1/2 cu. ft. capacity and over		3531-62111	12/80	110.1	112.9	112.9	0	1.5	3.7	23.0
Pavers, finishers, spreaders, bituminous distributors		3531-63411	12/80	111.2	111.9	111.9	0	0	1.3	(³)
Other equipment, incl. portable mixers under 3 1/2 cu. ft. capacity		3531-63911	12/80	107.2	109.4	(³)	(³)	(³)	(³)	(³)
Asphalt plants		3531-64511	12/80	115.2	115.2	115.2	0	0	2.1	3.2
Tractor shovel loaders		3531-7	12/80	119.7	120.4	121.4	.8	1.0	1.8	7.2
Wheel shovel loader, 4 wheel dr., up to 3 1/2 cu. yd. capacity		3531-71101	12/80	126.8	128.1	128.1	0	.2	1.0	6.0
Wheel shovel loader, 4 wheel dr., 3 1/2 cu. yd. capacity and over		3531-71102	12/80	119.2	119.5	119.5	0	.2	.9	6.4
Scrapers, graders, rollers, off hwy trucks, trailers, wagons, and miscellaneous attachments		3531-8	12/80	104.5	104.9	105.2	.3	.4	1.4	-4.8
Scraper bowls		3531-81211	12/80	117.7	119.6	119.6	0	.4	3.4	8.7
Rollers, all types including self-propelled vibratory compactors		3531-83111	12/80	110.4	110.4	113.2	2.5	2.5	2.5	6.7
Off highway rear dump trucks		3531-85511	12/80	116.5	116.9	117.1	.2	.2	1.3	5.9
Winches (towing, logging, oilfield), other attachments, incl. logging arches and trenchers		3531-87811	12/80	116.7	118.1	118.8	.6	1.8	3.4	(³)
Front end loader attachment		3531-88211	12/80	112.7	112.7	112.7	0	0	0	(³)
Other construction machinery and other parts		3531-9	12/80	114.3	116.2	112.4	-3.2	-2.6	-1.0	2.7
Winches, including marine		3531-95211	12/80	118.1	120.5	120.5	0	0	4.3	9.1
Portable crushing plants		3531-97311	12/80	118.3	(³)	118.9	(³)	.4	1.1	6.6
Snow clearing attachments		3531-98111	12/80	(³)	105.4	105.4	0	(³)	(³)	(³)
Other excavating and road construction machinery		3531-98311	12/80	105.1	101.6	101.6	0	-3.3	-3.2	-8.3
Parts and attachments, except for cranes, draglines, shovels, tractors, sold to o.e.m.		3531-98411	12/80	117.4	119.1	119.1	0	1.4	1.8	(³)
Parts/attach., except for cranes, draglines, shovels & tractors, sold for replace/repair		3531-98611	12/80	111.2	113.3	112.8	-4	.1	1.9	3.8
All other construction machinery and equipment		3531-99811	12/80	108.9	111.5	111.5	0	0	3.4	8.9
Contract work and other miscellaneous receipts		3531-XY9	12/80	(³)	(³)	(³)	(³)	(³)	(³)	(³)
Secondary products		3531-S	12/80	116.8	116.8	116.8	0	-1	1.8	5.7
Mining machinery and equipment	3532		06/81	108.3	108.5	108.8	.3	.5	1.0	5.9
Primary products		3532-P	06/81	108.5	108.6	109.0	.3	.5	1.3	5.7
Underground mining machinery		3532-5	06/81	109.3	109.4	109.5	0	.2	1.1	7.1
Loading machines, underground mine		3532-562								
Shovel type, including scoops, shovels, buckets, slusher types and all others		3532-56236	06/81	108.0	108.2	108.2	.0	.2	.9	5.9
Tractors and trucks, battery powered, rubber tired, 2 and 4 wheel		3532-572	06/81	107.8	(³)	(³)	(³)	(³)	(³)	(³)
Mineral classifying, flotation, separating, concentrating, cleaning, clarifying equipment		3532-6	06/81	115.7	115.8	117.4	1.4	1.4	1.7	13.5
All other mineral beneficiation machinery and equipment, n.e.c.		3532-671	06/81	112.8	113.1	115.4	2.0	2.1	2.3	10.3

See footnotes at end of table.

Table 4. Producer price indexes for the net output of selected industries and their products—Continued

Industry and product ¹	Industry code	Product code	Index base	Index			Percent change to Oct. 1982 from —			
				June 1982 ²	Sep. 1982 ³	Oct. 1982 ²	Sep. 1982	July 1982	Apr. 1982	Oct. 1981
Mining machinery and equipment—Continued										
Crushing, pulverizing, and screening machinery		3532-7	06/81	109.0	109.5	109.6	0	0.1	0.6	6.0
Crushers, stationary types, including crushers mounted on skids		3532-727	06/81	110.7	111.5	111.5	0	0	.7	5.8
Gyratory crushers, all types		3532-72711	06/81	105.7	105.7	105.7	0	0	0	3.2
Grinding mills, ball and rod		3532-728	06/81	110.4	110.7	110.9	.1	.3	.6	10.2
Screens, vibrating, trommel, mine type		3532-755	06/81	100.9	(³)	(³)	(³)	(³)	(³)	(³)
Drills and other mining machinery, except parts		3532-8	06/81	108.0	108.9	109.1	.2	.2	1.0	4.5
Rock drills (percussion type), include stoper, drifters, air leg drills, and rubber tire		3532-823	06/81	106.9	(³)	110.2	(³)	0	3.2	(³)
Other drills, tools and supplies for drills (sold separately)		3532-863	06/81	107.4	(³)	(³)	(³)	(³)	(³)	(³)
Parts and attachments for mining machinery and equipment		3532-9	06/81	106.9	106.7	107.2	.5	1.0	1.7	3.8
Parts and attachments for mining machinery sold separately, excluding drills		3532-975	06/81	107.1	106.9	107.5	.6	1.2	2.1	3.5
Percussion rock drill bits		3532-989	06/81	106.0	106.0	106.0	0	0	0	5.3
Containing tungsten carbide		3532-98931	06/81	106.2	(³)	106.2	(³)	0	0	6.2
Miscellaneous receipts		3532-M	06/81	106.0	106.4	106.8	.4	.4	-.4	5.4
Resales		3532-Z89	06/81	108.4	109.1	109.6	.5	.5	-.5	7.6
Secondary products		3532-S	06/81	109.5	108.9	109.2	.3	.4	.9	7.0
Construction machinery		3531-S	06/81	108.4	106.9	(³)	(³)	(³)	(³)	(³)
Other secondary products		3532-SSS	06/81	110.1	110.1	110.7	.5	.5	1.8	8.2
Oilfield and gasfield machinery and equipment										
Primary products	3533		12/80	121.6	121.7	121.1	-.5	-.3	-.6	5.1
Oilfield and gasfield production machinery and equipment		3533-P	12/80	123.8	123.6	122.8	-.7	-.7	-.6	5.3
On-land and offshore bottom support wellhead equipment		3533-3	12/80	122.0	121.5	120.4	-.9	-1.2	-1.0	3.8
Christmas-tree assemblies with tubing heads and casing heads		3533-31	12/80	122.2	121.4	121.4	0	0	-.7	6.0
Valves, chokes, and manifolds		3533-312	12/80	123.1	122.0	122.0	0	0	-.9	7.2
Rodlifting machinery and equipment - surface and subsurface ..		3533-315	12/80	109.1	109.1	109.1	0	0	-1.2	-.2
Permanent packers and accessories		3533-35	12/80	120.9	120.9	115.9	-4.1	-4.1	-4.1	-4.1
Retrievable packers		3533-362	12/80	120.8	120.8	120.8	0	0	0	1.0
Other production equipment and parts		3533-363	12/80	120.9	121.5	121.5	0	0	.5	7.6
Oilfield and gasfield drilling machinery and equipment		3533-389	12/80	126.2	126.6	126.6	0	0	1.2	9.3
Surface oil and gasfield drilling machinery and equipment		3533-6	12/80	124.9	125.0	124.3	-.5	-.4	-.4	6.3
Wheel-mounted drilling and well-servicing rigs		3533-61	12/80	123.0	123.1	121.6	-1.2	-1.2	-1.0	8.4
Blowout preventers and accessories		3533-613	12/80	115.6	(³)	109.7	(³)	(³)	-5.1	-1.4
Other surface drilling equipment and parts		3533-617	12/80	128.5	128.5	128.5	0	0	0	(³)
Bits		3533-619	12/80	118.6	118.6	118.6	0	0	.8	7.5
Tungsten-carbide insert bits		3533-641	12/80	127.4	127.3	127.3	0	0	0	6.4
Other bits, including diamond bits		3533-64101	12/80	121.1	121.1	(³)	(³)	(³)	(³)	(³)
Tool joints, subs and connectors		3533-64103	12/80	114.2	(³)	(³)	(³)	(³)	(³)	(³)
Other subsurface drilling equipment and parts		3533-644	12/80	126.1	(³)	(³)	(³)	(³)	(³)	(³)
Other subsurface drilling equipment and parts, n.e.c.		3533-649	12/80	131.1	131.3	131.3	0	.2	.2	1.1
Cementing equipment		3533-64903	12/80	140.5	139.8	139.8	0	-.5	-.5	.6
Well surveying equipment		3533-671	12/80	115.3	115.3	115.3	0	1.6	1.2	6.3
Miscellaneous receipts		3533-681	12/80	(³)	113.0	113.0	0	(³)	(³)	(³)
Other miscellaneous receipts		3533-M	12/80	115.3	116.7	116.7	0	1.4	1.2	9.0
Secondary products		3533-X98	12/80	125.1	127.3	127.3	0	2.2	1.8	14.1
Pumps and pumping equipment		3533-S	12/80	112.5	113.2	113.2	0	.7	-1.8	.7
		3533-SSS	12/80	111.0	112.0	(³)	(³)	(³)	(³)	(³)
		3561-S	12/80	118.4	118.4	118.4	0	0	1.3	5.0
Elevators and moving stairways										
Primary products	3534		06/81	109.7	109.6	109.2	-.4	-.4	.9	6.7
Elevators and moving stairways, parts and attachments		3534-P	06/81	110.1	110.1	109.6	-.5	-.5	.9	6.9
Geared electric passenger elevators, except residence lifts		3534-1	06/81	109.8	109.8	109.2	-.5	-.5	1.0	6.8
Hydraulic passenger elevators		3534-105	06/81	109.5	107.7	106.6	-1.0	-2.7	(³)	4.4
Freight elevators		3534-112	06/81	103.2	103.2	103.2	0	0	(³)	(³)
Electric freight elevators		3534-114	06/81	119.8	128.8	128.8	0	7.5	7.6	25.8
Hydraulic freight elevators		3534-11413	06/81	128.2	149.1	149.1	0	(³)	(³)	(³)
Other non-farm elevators, including sidewalk elevators, dumbwaiters, etc.		3534-11415	06/81	113.6	113.7	113.7	0	.1	(³)	(³)
Parts and attachments for elevators and moving stairways (sold separately)		3534-196	06/81	106.2	(³)	106.9	(³)	.7	.7	(³)
Automobile lifts, parts and attachments		3534-197	06/81	113.1	120.5	120.5	0	6.5	(³)	18.8
Automobile lifts		3534-2	06/81	112.9	112.9	112.9	0	0	0	(³)
		3534-231	06/81	112.7	112.7	112.7	0	0	0	(³)
Industrial trucks and tractors										
Primary products	3537		12/79	117.0	116.9	116.7	-.2	-.4	-1.6	-.4
Industrial trucks and tractors, motorized and hand powered		3537-P	12/79	116.3	116.1	115.6	-.5	-.7	-2.0	-1.7
Internal combustion trucks and tractors		3537-1	12/79	115.8	115.3	114.5	-.7	-1.1	-3.2	-1.6
Internal combustion trucks		3537-1A	12/79	115.4	114.7	113.4	-1.2	-1.7	-3.9	-2.4
Internal combustion trucks, under 6000 lb. capacity		3537-13	12/79	115.2	114.5	113.2	-1.2	-1.8	-4.0	-2.5
Internal combustion trucks, 6000 - 14,999 lb. capacity		3537-136	12/79	112.1	111.0	108.3	-2.4	-3.3	-6.3	-5.5
Internal combustion trucks, over 14,999 lb. capacity		3537-137	12/79	116.5	116.1	116.1	0	-.3	-2.5	-1.0
Motorized handtrucks		3537-138	12/79	123.2	123.3	123.3	0	0	.3	4.3
Operator-riding electric trucks		3537-111	12/79	120.2	120.1	(³)	(³)	(³)	(³)	(³)
Handlift trucks, handtrucks, trailers, and dollies		3537-123	12/79	113.8	113.6	113.6	0	-.2	-2.8	-2.0
Other handtrucks, trailers, and dollies		3537-16	12/79	130.4	129.5	129.5	0	-.9	-.7	3.6
Parts, attachments and miscellaneous equipment		3537-165	12/79	129.3	128.3	128.3	0	-1.0	-.8	4.0
Secondary products		3537-2	12/79	118.4	119.2	119.2	0	.6	1.3	-1.7
Construction machinery		3537-S	12/79	123.1	123.7	126.5	2.2	2.2	2.8	8.5
All other secondary products		3531-S	01/80	114.8	115.4	118.2	2.4	(³)	3.0	(³)
		3537-SSS	12/79	124.6	125.3	128.0	2.2	2.2	(³)	(³)

See footnotes at end of table.

Table 4. Producer price indexes for the net output of selected industries and their products—Continued

Industry and product ¹	Industry code	Product code	Index base	Index			Percent change to Oct. 1982 from —			
				June 1982 ²	Sep. 1982 ²	Oct. 1982 ²	Sep. 1982	July 1982	Apr. 1982	Oct. 1981
Metal forming machine tools	3542		06/81	106.8	109.0	109.1	0.1	0	2.5	7.0
Primary products		3542-P	06/81	107.4	110.1	110.1	0	-.1	2.9	7.9
Punching, bending, and forming machines		3542-1	06/81	105.6	105.5	105.5	0	-.5	.8	3.5
Punching machinery		3542-111	06/81	103.8	103.9	103.9	0	.1	-.1	3.9
Fixed position punching machines		3542-11111	06/81	103.3	103.3	103.3	0	0	0	(³)
Shearing machinery		3542-121	06/81	103.8	101.7	101.7	0	-3.1	1.3	-.8
Plate shearing machinery		3542-12111	06/81	102.2	99.7	99.7	0	-4.0	1.7	-3.5
Bending and forming machinery		3542-131	06/81	107.3	108.0	108.0	0	.3	1.1	5.2
Rolls: angles, bars and shapes bending		3542-13112	06/81	108.2	108.2	108.2	0	0	1.3	6.4
Press brakes		3542-13113	06/81	104.4	107.5	107.5	0	1.3	8.1	5.5
Other bending and forming machinery		3542-13116	06/81	107.7	108.0	108.0	0	.3	.4	3.6
Mechanical and hydraulic presses		3542-2	06/81	108.5	108.5	108.6	.1	-.3	.4	7.7
Mechanical presses		3542-211	06/81	109.2	109.1	109.1	0	-.1	-.1	8.5
Open inclinable presses, mechanical		3542-21111	06/81	109.7	109.5	109.3	-.2	-.3	-.3	9.2
Vertical presses, mechanical		3542-21112	06/81	107.0	107.0	107.0	0	0	0	5.8
Other mechanical presses		3542-21113	06/81	111.5	111.5	111.5	0	0	0	11.5
Other metal forming machine tools and forging machines, except forging presses		3542-3	06/81	109.5	112.4	112.4	0	0	2.7	6.0
Other metal forming machine tools		3542-312	06/81	107.8	112.0	112.0	0	.1	3.9	7.5
All other metal forming machine tools		3542-31213	06/81	108.2	114.9	114.9	0	.1	6.2	10.4
Rebuilt metal forming machine tools and parts for metal forming machine tools		3542-4								
Parts for metal forming machine tools		3542-413	06/81	107.0	114.7	114.7	0	.2	7.2	13.2
Secondary products		3542-S	06/81	105.1	105.8	106.2	.4	.9	1.9	4.3
Other secondary products		3542-SSS	06/81	108.2	109.4	110.0	.6	1.4	2.9	6.8
Special dies and tools, die sets, jigs and industrial molds	3544		06/81	106.7	107.1	106.7	-.4	0	.7	5.5
Primary products		3544-P	06/81	107.2	107.6	107.2	-.4	0	.6	5.8
Special dies and tools, die sets, jigs and fixtures		3544-1	06/81	108.8	109.3	108.7	-.6	-.1	-.1	7.1
Jigs and fixtures, all types		3544-1A	06/81	119.9	120.0	120.0	0	0	0	20.0
All other jigs and fixtures (holding, positioning, layout, assembly), under 1,000 pounds		3544-117	06/81	100.0	100.0	100.0	0	0	0	(³)
Other jigs and fixtures		3544-11702	06/81	100.0	100.0	100.0	0	0	0	(³)
All other jigs and fixtures (holding, positioning, layout, assembly), 1,000 pounds and over		3544-118	06/81	100.6	100.9	100.9	0	.2	.2	.7
Other jigs and fixtures		3544-11802	06/81	100.6	100.9	100.9	0	.2	.2	.7
Standard catalog components and parts for jigs and fixtures, including drill bushings		3544-119	06/81	101.0	101.0	101.0	0	0	0	1.0
Dies		3544-1B	06/81	104.9	105.6	104.7	-.8	-.2	-.1	2.7
Forming and drawing dies		3544-1E	06/81	105.2	107.7	107.7	0	2.4	2.3	6.3
Stamping dies, including lamination and blanking dies		3544-1F	06/81	104.4	104.5	102.6	-1.9	-1.7	-1.7	-.3
All other stamping type dies (punch, trim, notch, perforate, etc.)		3544-129	06/81	104.7	104.9	101.9	-2.9	-2.7	-2.7	-2.8
Progressive stamping dies, except high-speed steel and carbide		3544-12901	06/81	(³)	(³)	(³)	(³)	(³)	(³)	(³)
Blanking type dies		3544-12903	06/81	(³)	(³)	93.9	(³)	(³)	(³)	(³)
All other dies		3544-149								
Other dies		3544-14907	06/81	101.5	101.8	101.8	0	.3	.9	1.6
Other components and parts for dies, including standard punches, springs, etc.		3544-179	06/81	104.1	104.1	104.1	0	0	0	0
Other components and parts		3544-17902	06/81	104.5	104.5	(³)	(³)	(³)	(³)	(³)
Industrial molds		3544-2	06/81	103.7	103.8	103.9	0	.2	2.2	3.0
Industrial molds for casting metals		3544-2M	06/81	102.4	102.4	102.4	0	0	1.2	2.0
Diecasting molds		3544-211	06/81	102.4	(³)	(³)	(³)	(³)	(³)	(³)
Industrial molds for plastic products		3544-2Q	06/81	104.0	104.0	104.0	0	0	2.8	4.0
Injection molds for plastic products		3544-251	06/81	104.0	104.0	104.0	0	0	2.8	4.0
For 1,000,000 or more cycles		3544-25101	06/81	104.9	(³)	(³)	(³)	(³)	(³)	(³)
For 50,000-999,999 cycles		3544-25102	06/81	100.8	(³)	(³)	(³)	(³)	(³)	(³)
All other molds made of metal (including molds for glass and other products) and mold bases		3544-261	06/81	107.6	107.9	108.3	.4	1.1	.9	(³)
Other molds		3544-26104	06/81	103.7	(³)	103.7	(³)	7.8	3.5	(³)
Miscellaneous receipts		3544-M	06/81	103.3	103.3	103.3	0	0	3.3	3.3
Secondary products		3544-S	06/81	100.3	100.3	100.3	0	0	.5	.6
Other secondary products		3544-SSS	06/81	(³)	(³)	(³)	(³)	(³)	(³)	(³)
Power driven hand tools	3546		12/80	113.3	114.0	114.2	.2	.1	1.8	5.4
Primary products		3546-P	12/80	112.8	113.8	113.8	0	.1	1.2	5.5
Power driven hand tools, electric		3546-1	12/80	108.9	109.1	109.0	-.1	.1	-.1	2.5
Circular saws: armature mounted primarily on sleeve bearings		3546-112	12/80	101.8	(³)	(³)	(³)	(³)	(³)	(³)
Screwdrivers and nutrunners		3546-122	12/80	(³)	(³)	(³)	(³)	(³)	(³)	(³)
Hammers, percussion and rotary, without drill chuck		3546-124	12/80	106.6	106.6	105.2	-1.3	-1.3	-1.3	2.0
Impact wrenches		3546-125	12/80	113.5	113.5	113.5	0	0	0	4.0
Planers and routers		3546-127	12/80	(³)	(³)	(³)	(³)	(³)	(³)	(³)
Other elec.-powered hand tools; incl. shears & nibblers, electric chain saws, hammer drills		3546-135	12/80	120.1	121.3	121.2	-.1	.9	.9	12.4
Parts, attachments and accessories for electric-powered hand tools (sold separately)		3546-136	12/80	106.4	106.4	(³)	(³)	(³)	(³)	(³)
Drills: armature mounted primarily on sleeve bearings		3546-181	12/80	111.2	111.5	111.5	0	.2	.2	2.5
Over 1/4 inch chuck size to under 1/2 inch		3546-18103	12/80	111.9	112.3	112.3	0	.3	.3	1.5
Drills: armature mounted primarily on other than sleeve bearings		3546-182	12/80	109.5	109.6	109.6	0	0	.1	-.7
Over 1/4 inch chuck size to under 1/2 inch		3546-18207	12/80	104.6	104.8	104.8	0	0	.2	-1.5

See footnotes at end of table.

Table 4. Producer price indexes for the net output of selected industries and their products—Continued

Industry and product ¹	Industry code	Product code	Index base	Index			Percent change to Oct. 1982 from —			
				June 1982 ²	Sep. 1982 ²	Oct. 1982 ²	Sep. 1982	July 1982	Apr. 1982	Oct. 1981
Power driven hand tools—Continued										
Grinders, polishers, and circular sanders except bench grinders		3546-183								
Right angle grinders, polishers, and circular sanders		3546-18326	12/80	106.8	106.8	106.8	0	0	0	3.8
Sanders		3546-184	12/80	112.4	112.9	112.9	0	.5	.5	6.3
Belt		3546-18433	12/80	111.3	112.2	112.2	0	.8	.8	9.5
Oscillating, reciprocating and vibrating		3546-18434	12/80	113.4	113.6	113.6	0	.2	.2	3.6
Circular saws: armature mounted primarily on other than sleeve bearings		3546-185	12/80	112.3	112.3	112.3	0	.3	.5	2.6
Between 7 inch and 8 inch blade		3546-18516	12/80	112.1	112.1	112.1	0	0	0	2.9
Saws - jigs, saber, reciprocating		3546-186	12/80	105.9	105.9	105.9	0	0	-2.9	-4.0
Power driven hand tools, pneumatic, hydraulic and powder actuated										
		3546-2	12/80	115.5	115.7	115.8	0	0	2.0	6.6
Percussion tools		3546-237	12/80	(³)	(³)	108.1	(³)	0	-9	-1.5
Drills, screwdrivers, nutrunners		3546-238	12/80	112.3	113.7	113.7	0	0	1.8	5.9
Grinders, polishers, sanders		3546-243	12/80	114.0	(³)	114.7	(³)	0	1.2	5.1
Other pneumatic powered hand tools include hydraulic		3546-249	12/80	118.0	(³)	119.2	(³)	0	4.4	6.5
Parts, attachments, and accessories for pneumatic, hydraulic and powder actuated tools		3546-251	12/80	121.9	121.6	121.7	.1	.1	3.1	11.1
Secondary products		3546-S	12/80	108.0	105.3	108.4	3.0	.3	.4	.8
Rolling mill machinery										
	3547		12/81	107.1	107.2	107.2	0	0	.6	(³)
Primary products		3547-P	12/81	108.3	108.5	108.5	0	0	.2	(³)
Secondary products		3547-S	12/81	(³)	105.1	105.1	0	0	(³)	(³)
Textile machinery										
	3552		12/80	114.7	114.8	115.6	.7	.6	2.0	5.4
Primary products		3552-P	12/80	115.7	115.7	116.6	.8	.6	2.1	5.6
Textile machinery		3552-1	12/80	112.5	112.5	114.4	1.6	1.1	3.5	5.5
Cleaning, opening, and card room equipment		3552-116	12/80	114.9	114.9	114.9	0	0	0	2.3
Bleaching, dyeing, and finishing equipment		3552-185	12/80	114.4	109.9	109.9	0	-4.5	-3.9	(³)
Machines for drying stocks, yarn, and cloth		3552-187	12/80	106.9	106.9	108.1	1.1	1.1	(³)	(³)
Other textile machinery		3552-199	12/80	109.8	110.1	109.0	-1.0	-7	(³)	(³)
Parts and attachments for textile machinery		3552-2	12/80	119.0	118.8	118.9	.1	.2	.8	5.8
Textile machinery turnings and shapes		3552-211	12/80	141.1	141.1	141.1	0	0	1.2	19.6
Parts and attachments for other fiber to fabric and fabric machinery		3552-232	12/80	128.4	128.6	128.6	0	.2	.2	3.5
Parts and attachments for power looms		3552-241	12/80	(³)	113.0	113.0	0	(³)	-8	.6
Parts and attachments for bleaching, dyeing and finishing machinery		3552-271	12/80	113.2	113.1	115.0	1.7	1.6	1.6	5.1
Parts and attachments for other textile machinery		3552-299	12/80	110.3	110.3	110.3	0	1.0	1.9	4.7
Secondary products		3552-S	12/80	109.4	(³)	110.2	(³)	0	.7	3.7
Woodworking machinery										
	3553		12/80	106.0	104.1	104.2	0	.3	-1.7	.8
Primary products		3553-P	12/80	109.7	107.5	107.5	.1	.4	-1.9	.6
Woodworking machinery, excluding home workshop and power-driven handtools		3553-1	12/80	106.8	104.7	104.8	.1	.6	-1.8	-1.0
Sawmill equipment		3553-112	12/80	103.3	103.8	103.8	0	1.0	.3	(³)
Sawing machines, except sawmill equipment		3553-162	12/80	113.5	116.3	117.0	.6	.6	3.0	(³)
Straight-line machinery, including jointers, moulders, planers, sanders, surfacers, etc.		3553-173	12/80	(³)	116.3	116.3	0	(³)	(³)	(³)
Boring machinery, carving machinery, dovetailers, mortisers, routers, shapers, and tenoners		3553-175	12/80	110.0	111.9	(³)	(³)	(³)	(³)	(³)
Parts, attachments and accessories: cutting tools other than saw blades		3553-185	12/80	116.5	86.0	86.0	0	0	-25.6	-22.1
All other parts, attachments, and accessories, excluding saw blades		3553-187	12/80	102.8	103.1	103.1	0	.8	1.0	1.0
Other woodworking machinery, including lathes, drilling machines, jointers, planers, etc.		3553-198	12/80	104.4	104.4	104.4	0	0	0	0
Secondary products		3553-S	12/80	106.0	106.0	106.0	0	0	0	2.8
Paper industries machinery										
	3554		06/82	100.0	101.8	101.9	.1	.9	(³)	(³)
Primary products		3554-P	06/82	100.0	101.3	101.5	.2	1.1	(³)	(³)
Wood preparation equipment		3554-1	06/82	100.0	100.0	100.0	0	0	(³)	(³)
Barkers, chippers, knotters, splitters, chipscreens, etc.		3554-111	06/82	100.0	100.0	100.0	0	0	(³)	(³)
Parts and attachments for wood preparation equipment (sold separately)		3554-181	06/82	100.0	100.0	100.0	0	0	(³)	(³)
Papermill machinery		3554-3	06/82	100.0	103.6	103.6	0	3.6	(³)	(³)
Paper and paperboard converting equipment		3554-4	06/82	100.0	101.1	101.5	.4	.7	(³)	(³)
Other converting equipment, including drum, can, and tube making machines		3554-459	06/82	100.0	102.5	102.6	.1	.2	(³)	(³)
Miscellaneous receipts		3554-M	06/82	100.0	104.3	104.3	0	0	(³)	(³)
Contract work and other miscellaneous receipts		3554-XY9	06/82	100.0	104.3	104.3	0	0	(³)	(³)
Secondary products		3554-S	06/82	100.0	102.0	(³)	(³)	(³)	(³)	(³)
Other special industry machinery										
	3559		12/81	102.9	103.9	104.1	.1	.1	1.8	(³)
Primary products		3559-P	12/81	103.0	104.6	104.8	.2	.2	2.1	(³)
Chemical machinery and parts		3559-1	12/81	105.4	106.0	106.4	.4	.3	1.9	(³)
Chemical mixers		3559-112	12/81	101.4	(³)	101.4	(³)	-1.1	0	(³)
Other chemical machinery		3559-115	12/81	(³)	103.9	103.9	0	.7	.7	(³)
Foundry machinery and parts		3559-2	12/81	103.1	103.0	103.9	.8	.7	.7	(³)
Molding machinery		3559-222	12/81	103.0	102.6	(³)	(³)	(³)	(³)	(³)
Other foundry machinery, parts and flasks		3559-299	12/81	103.2	103.1	104.2	1.0	1.0	1.0	(³)

See footnotes at end of table.

Table 4. Producer price indexes for the net output of selected industries and their products—Continued

Industry and product ¹	Industry code	Product code	Index base	Index			Percent change to Oct. 1982 from —			
				June 1982 ²	Sep. 1982 ²	Oct. 1982 ²	Sep. 1982	July 1982	Apr. 1982	Oct. 1981
Other special industry machinery—Continued										
Plastic working machinery		3559-3	12/81	102.6	102.4	102.4	0	0	1.0	(³)
Compression molding machinery		3559-311	04/82	(³)	(³)	(³)	(³)	(³)	(³)	(³)
Extrusion machinery		3559-333	12/81	(³)	108.5	108.5	0	-3	(³)	(³)
Injection molding machinery		3559-351	12/81	(³)	102.0	102.0	0	(³)	(³)	(³)
Other plastic machinery and parts		3559-399	12/81	101.0	100.5	(³)	(³)	(³)	(³)	(³)
Rubber working machinery		3559-4	12/81	102.1	101.7	101.7	0	-1.0	0	(³)
Other rubber working machinery (includes mixers) and parts		3559-498	12/81	101.8	101.1	101.1	0	-1.6	-8	(³)
Other special industry machinery, n.e.c.		3559-5	12/81	103.2	106.0	106.1	.1	.3	3.2	(³)
Concrete machinery and parts		3559-546	12/81	(³)	103.5	103.5	0	.2	(³)	(³)
Bottle forming, glassmaking machinery, and parts		3559-552	12/81	105.8	110.8	110.8	0	0	5.9	(³)
Shoemaking machinery, parts		3559-562	12/81	(³)	103.3	103.3	0	(³)	(³)	(³)
Cotton ginning machinery, parts		3559-573	12/81	107.4	107.8	(³)	(³)	(³)	(³)	(³)
Metal cleaning, degreasing machinery, parts		3559-581	12/81	105.3	106.5	(³)	(³)	(³)	(³)	(³)
Other machinery, parts		3559-589	12/81	101.9	105.0	105.1	0	.2	3.5	(³)
Stoneworking machinery, parts		3559-58913	12/81	(³)	106.3	106.3	0	.4	(³)	(³)
Other machinery, parts (includes optical lens machinery)		3559-58918	12/81	100.5	102.2	102.4	.2	.2	2.0	(³)
Secondary products		3559-S	12/81	(³)	(³)	(³)	(³)	(³)	(³)	(³)
Industrial process furnaces and ovens	3567		06/81	106.9	107.3	107.5	.2	.4	1.3	6.8
Primary products		3567-P	06/81	105.7	106.1	106.2	.2	.4	1.5	5.5
Electric industrial furnaces and ovens, excluding induction and dielectric		3567-1	06/81	109.0	109.0	109.2	.1	.1	.2	9.1
Electric metal processing industrial furnaces and ovens		3567-1A	06/81	109.4	109.4	109.5	.1	.1	.1	9.5
Electric metal heat-treating furnaces		3567-121	06/81	(³)	104.0	104.2	.2	(³)	.2	4.1
Electric nonmetallic processing industrial furnaces and ovens ..		3567-1B								
Excluding wood, cement and chemical processing kilns, but including other kilns and lehrs		3567-171	06/81	104.2	104.9	105.4	.4	.4	1.4	5.1
Electric nonmetallic processing ovens		3567-17102	06/81	(³)	109.1	109.8	.6	.6	(³)	(³)
Fuel-fired industrial furnaces and ovens, oil or gas		3567-2	06/81	102.5	102.8	103.3	.4	.8	1.6	2.7
Fuel-fired metal processing industrial furnaces and ovens		3567-2A	06/81	103.4	103.8	104.3	.4	.8	2.2	3.4
Fuel-fired metal heat-treating furnaces		3567-221	06/81	101.7	102.5	102.5	0	.8	1.2	2.2
Open-fired heat-treating furnaces		3567-22101	06/81	(³)	103.2	103.2	0	0	(³)	(³)
Atmosphere controlled heat-treating furnaces		3567-22102	06/81	(³)	(³)	(³)	(³)	(³)	(³)	(³)
Fuel-fired industrial ovens for metal processing		3567-241								
Continuous fuel-fired ovens for metal processing		3567-24102	06/81	105.6	105.6	106.6	1.0	(³)	3.5	4.9
High frequency induction and dielectric furnaces and heating equipment		3567-4	06/81	109.4	110.4	110.4	0	1.1	3.6	7.5
Metal melting line type induction furnaces		3567-417	06/81	106.5	107.2	107.2	0	.8	.9	4.7
Metal melting line type induction furnaces, ferrous		3567-41701	06/81	106.4	107.0	107.0	0	.7	.7	(³)
Other electric heating units for industrial use and all parts, attachments, and components		3567-5	06/81	105.4	106.0	106.0	0	0	1.9	5.0
Tubular heaters		3567-551	06/81	106.6	106.6	106.6	0	0	1.7	8.6
Other industrial electric heating units, including strip, space, ring & immersion heaters		3567-559	06/81	(³)	104.3	104.3	0	0	(³)	2.0
Parts, attachments and components for industrial furnaces and ovens and heating units		3567-591	06/81	107.7	107.7	107.7	0	0	2.3	7.3
Secondary products		3567-S	06/81	114.8	114.8	115.2	.4	.4	.4	15.2
Other secondary products		3567-SSS	06/81	115.9	115.9	116.4	.4	(³)	.4	(³)
Scales and balances except laboratory	3576		12/80	105.8	106.4	106.4	0	0	1.0	2.5
Primary products		3576-P	12/80	104.6	105.2	105.2	0	0	.7	2.3
Motor truck scales		3576-1	12/80	105.0	105.0	105.0	0	0	.2	-2.0
Industrial scales		3576-3	12/80	101.5	101.5	101.7	.1	.1	0	2.0
Bench and portable scales		3576-321	12/80	106.8	106.9	106.9	0	0	-4	1.2
Floor scales		3576-323	12/80	105.2	105.2	105.2	0	0	0	5.2
Miscellaneous industrial scales, incl. crane, suspension, tank, hopper, & conveyor		3576-329	12/80	91.4	91.4	91.7	.4	.4	(³)	.9
Commercial, retail scales		3576-4	12/80	104.5	104.5	104.5	0	0	1.0	1.1
Miscellaneous retail - commercial scales inclu.: non-computing counter, egg-grading & hanging		3576-435	12/80	110.5	110.5	110.5	0	0	(³)	(³)
Personal, household scales		3576-5	12/80	115.0	119.6	119.6	0	0	4.0	8.4
Person-weighing scales and miscellaneous household scales ..		3576-545	12/80	118.0	120.7	120.7	0	0	(³)	(³)
Mailing scales		3576-6	12/80	103.4	103.4	103.4	0	0	0	5.9
Accessories and attachments for scales and balances		3576-7	12/80	101.2	101.2	101.2	0	0	0	-7
Parts for scales and balances		3576-8	12/80	102.8	102.8	102.8	0	0	0	0
Secondary products		3576-S	12/80	138.8	138.8	138.8	0	0	7.2	7.5
Automatic merchandising machines	3581		06/82	100.0	100.9	101.5	.7	1.0	(³)	(³)
Primary products		3581-P	06/82	100.0	100.9	101.7	.7	1.1	(³)	(³)
Automatic merchandising machines, coin-operated, excluding parts		3581-1	06/82	100.0	101.2	101.2	0	.4	(³)	(³)
Vending machines for beverages		3581-11	06/82	100.0	101.6	101.6	0	.4	(³)	(³)
Soft drink		3581-115	06/82	100.0	100.3	100.3	0	.3	(³)	(³)
Vending machines for confections and food		3581-12	06/82	100.0	100.7	100.7	0	.7	(³)	(³)
All other vending machines		3581-13	06/82	100.0	100.0	100.0	0	0	(³)	(³)
Coin-operated mechanisms and other parts for automatic merchandising machines		3581-2	06/82	100.0	100.0	103.5	3.5	3.5	(³)	(³)
Coin-operated mechanisms (for sale separately)		3581-251	06/82	100.0	100.0	101.3	1.3	1.3	(³)	(³)
Coin acceptors/rejectors		3581-25102	06/82	100.0	100.0	102.5	2.5	(³)	(³)	(³)
Miscellaneous receipts		3581-M	06/82	100.0	100.0	100.0	0	0	(³)	(³)
Secondary products		3581-S	06/82	100.0	100.0	100.0	0	0	(³)	(³)

See footnotes at end of table.

Table 4. Producer price indexes for the net output of selected industries and their products—Continued

Industry and product ¹	Industry code	Product code	Index base	Index			Percent change to Oct. 1982 from —			
				June 1982 ²	Sep. 1982 ²	Oct. 1982 ²	Sep. 1982	July 1982	Apr. 1982	Oct. 1981
Service industry machinery	3589		06/82	100.0	100.4	101.5	1.0	1.5	(⁹)	(⁹)
Primary products		3589-P	06/82	100.0	100.5	101.6	1.2	1.6	(⁹)	(⁹)
Commercial cooking and food warming equipment		3589-1	06/82	100.0	100.0	100.0	0	0	(⁹)	(⁹)
Nonelectric commercial cooking and food warming equipment		3589-11	06/82	100.0	100.0	100.0	0	0	(⁹)	(⁹)
Electric and microwave commercial cooking and food warming equipment		3589-16	06/82	100.0	100.0	100.0	0	0	(⁹)	(⁹)
Commercial food warming equipment, including hot food server units and steam tables		3589-165	06/82	100.0	100.0	100.0	0	0	(⁹)	(⁹)
Other commercial cooking equipment (electric)		3589-167	06/82	100.0	100.0	100.0	0	0	(⁹)	(⁹)
Service industry machines and parts		3589-2	06/82	100.0	100.7	102.4	1.7	2.4	(⁹)	(⁹)
Floor maintenance machinery, commercial and industrial		3589-23	06/82	100.0	102.5	102.9	.3	2.9	(⁹)	(⁹)
Commercial carpet cleaners and shampoos		3589-237	06/82	100.0	100.0	101.4	1.4	1.4	(⁹)	(⁹)
Sewage purification equipment		3589-281	06/82	100.0	100.7	103.5	2.7	3.5	(⁹)	(⁹)
Clarifier		3589-28113	06/82	100.0	100.0	104.1	4.1	4.1	(⁹)	(⁹)
Pump station		3589-28116	06/82	100.0	101.0	103.7	2.7	3.7	(⁹)	(⁹)
Other industrial and commercial service machines		3589-292	06/82	100.0	100.0	102.2	2.2	2.2	(⁹)	(⁹)
Commercial and industrial vacuum cleaners		3589-3	06/82	100.0	100.0	100.0	0	0	(⁹)	(⁹)
Portable, including parts		3589-311	06/82	100.0	100.0	100.0	0	0	(⁹)	(⁹)
Miscellaneous receipts		3589-M	06/82	100.0	100.0	100.3	.3	.3	(⁹)	(⁹)
Resales		3589-Z89	06/82	100.0	100.0	100.4	.4	.4	(⁹)	(⁹)
Secondary products		3589-S	06/82	100.0	100.3	100.7	.4	.7	(⁹)	(⁹)
Transformers	3612		06/81	107.4	107.2	106.8	-.3	-.4	0.3	3.0
Primary products		3612-P	06/81	107.3	107.2	106.8	-.3	-.3	-.1	2.8
Distribution transformers		3612-1								
Liquid immersed		3612-101	06/81	111.0	112.0	112.3	.3	.8	1.4	9.3
Pole type, 500 KVA or less, single phase		3612-10111	06/81	109.4	110.2	110.6	.4	.4	1.6	7.4
Pad mount, 500 KVA or less, single phase		3612-10112	06/81	113.0	113.5	113.6	.1	.2	(⁹)	11.4
Power transformers		3612-2	06/81	107.9	105.4	102.7	-2.5	-3.7	-4.2	-5.5
Small power transformers, one and three phase		3612-201	06/81	107.7	105.7	105.7	0	-1.7	-1.4	.2
501-2500 KVA, liquid immersed		3612-20121	06/81	(⁹)	106.9	106.9	0	-2.9	(⁹)	(⁹)
Large power transformers, one and three phase, liquid immersed		3612-202	06/81	107.9	105.1	100.8	-4.1	-5.0	-6.0	-9.0
Fluorescent lamp ballasts		3612-3	06/81	105.8	105.9	105.8	0	0	0	5.9
Uncorrected power factor type		3612-301	06/81	105.3	105.3	105.2	-.1	-.1	-.2	4.9
Corrected power factor type		3612-302	06/81	105.9	105.9	105.9	0	0	.1	6.1
Specialty and all other transformers		3612-4	06/81	102.0	102.4	104.1	1.7	2.1	2.3	3.3
Open core and coil, and all units end-bell enclosed, 250 KVA and less		3612-401	06/81	102.5	107.4	107.4	0	4.8	5.4	7.1
General purpose, one and three phase		3612-404	06/81	104.7	105.3	105.3	0	.8	.7	3.3
All other transformers including luminous tube and ignition, and saturable core reactors		3612-406	06/81	103.3	101.5	(⁹)	(⁹)	(⁹)	(⁹)	(⁹)
Household cooking equipment and parts	3631		06/81	104.2	107.1	107.2	.1	2.0	3.3	6.7
Primary products		3631-P	06/81	104.0	107.1	107.2	.1	2.0	3.5	6.7
Electric, electronic, and microwave household cooking units and parts		3631-1	06/81	103.3	106.4	106.5	.1	2.0	3.7	6.8
Free-standing electric ranges and ovens		3631-1A	06/81	108.9	114.3	114.3	0	3.0	6.6	10.8
Free-standing ranges under 23 inches in width		3631-111	08/81	(⁹)	109.3	109.5	.1	6.8	(⁹)	(⁹)
Free-standing ranges 23 to 32 inches in width		3631-112	06/81	109.0	114.4	114.4	0	2.9	6.6	10.9
Low oven		3631-11201	06/81	109.0	114.4	114.4	0	2.9	6.6	10.9
Other than free-standing electric ranges		3631-1B	06/81	106.5	110.9	110.9	.0	2.5	3.5	7.6
Built-in ranges		3631-121	06/81	105.3	110.6	110.6	0	2.9	4.3	(⁹)
Surface cooking tops		3631-21113	06/81	108.4	114.7	114.7	0	1.4	4.2	(⁹)
Drop-in ranges		3631-1212	06/81	109.7	111.4	111.4	0	1.5	1.5	(⁹)
Microwave cooking equipment		3631-1C	06/81	95.0	95.0	95.0	0	0	.6	(⁹)
Portable microwave ovens		3631-174	06/81	95.0	95.0	95.0	0	0	.6	(⁹)
Gas household units and parts		3631-3	06/81	105.5	109.8	109.8	0	2.8	4.3	7.2
Standard type gas ranges		3631-3A	06/81	105.2	109.5	109.6	.1	3.0	4.4	7.2
Free-standing ranges		3631-312	06/81	105.1	109.7	109.8	.1	3.1	4.6	7.2
Free-standing gas ranges 32 inches and over in width		3631-31211	06/81	107.8	115.9	115.9	0	5.0	8.0	(⁹)
Free-standing gas ranges over 24 to 32 inches in width		3631-31213	06/81	103.9	108.2	108.3	0	2.9	4.1	6.3
Free-standing gas ranges 24 inches and under in width		3631-31215	06/81	(⁹)	112.0	112.4	.4	1.3	(⁹)	(⁹)
Surface cooktops		3631-319	06/81	106.4	110.4	(⁹)	(⁹)	(⁹)	(⁹)	(⁹)
Nonstandard type gas ranges		3631-3B								
Slide-in or drop-in		3631-323	06/81	109.5	112.8	112.6	-.1	.2	2.9	7.4
Outdoor cooking equipment and all other household cooking equipment except gas and electric		3631-4	06/81	105.0	104.8	105.2	.4	.1	.1	4.4
Outdoor cooking equipment		3631-4A	06/81	105.0	104.6	105.1	.4	.1	.1	4.4
Portable outdoor cooking units		3631-412	06/81	104.7	104.3	104.8	.5	.1	.1	3.9
Solid fuel consuming		3631-41211	06/81	107.0	107.6	107.5	-.1	(⁹)	.4	7.0
Other fuel consuming		3631-41213	06/81	105.2	(⁹)	104.9	(⁹)	(⁹)	-.3	(⁹)
Miscellaneous receipts		3631-M	06/81	105.0	107.5	107.5	0	2.4	3.3	(⁹)
Resales		3631-Z89	06/81	105.0	107.5	107.5	0	2.4	3.3	(⁹)
Secondary products		3631-S	06/81	106.6	108.4	108.4	0	1.7	1.7	(⁹)
Other secondary products		3631-SSS	06/81	104.7	107.0	107.0	0	2.2	2.2	(⁹)
Household refrigerators and freezers	3632		12/81	104.7	105.8	105.4	-.3	-.1	2.0	(⁹)
Primary products		3632-P	12/81	105.3	106.5	106.5	0	.1	2.9	(⁹)
Household refrigerators, including combination refrigerator-freezers, complete units		3632-1	12/81	105.6	106.7	106.8	.1	.1	3.2	(⁹)
14.4 cubic feet and under		3632-102	12/81	(⁹)	108.3	108.4	.1	.1	(⁹)	(⁹)
19.5 cubic feet and over		3632-148	12/81	104.3	105.3	105.5	.2	.2	2.5	(⁹)
Secondary products		3632-S	12/81	(⁹)	103.6	102.0	-1.6	-.7	(⁹)	(⁹)

See footnotes at end of table.

Table 4. Producer price indexes for the net output of selected industries and their products—Continued

Industry and product ¹	Industry code	Product code	Index base	Index			Percent change to Oct. 1982 from —			
				June 1982 ²	Sep. 1982 ²	Oct. 1982 ²	Sep. 1982	July 1982	Apr. 1982	Oct. 1981
Household laundry equipment	3633		12/79	123.1	123.8	124.1	0.2	0.8	1.9	7.6
Primary products		3633-P	12/79	123.7	124.5	124.8	.3	.9	2.1	7.9
Household mechanical washing machines, dryers, and washer-dryer combinations		3633-1	12/79	122.1	122.7	122.8	.1	.8	2.0	7.5
Washing machines, mechanical, electric		3633-1A	12/79	119.7	119.9	120.1	.2	.3	2.1	7.0
Full and semi-automatic		3633-131	12/79	119.5	119.7	120.0	.2	.3	2.1	7.0
Dryers, mechanical		3633-15	12/79	126.4	127.7	127.4	-.2	1.7	1.8	8.3
Gas		3633-151	12/79	120.8	124.4	124.7	.2	(³)	3.2	(³)
Electric		3633-155	12/79	128.4	128.9	128.5	-.3	1.1	1.4	9.1
Other equipment and parts		3633-3								
Parts, attachments, & accessories for household laundry equipment		3633-396	12/79	136.3	138.4	140.4	1.4	1.4	3.0	10.6
Secondary products		3633-S	12/79	119.5	119.8	119.8	0	0	.6	5.8
Current-carrying wiring devices	3643		12/81	105.5	106.2	106.4	.2	.8	2.5	(³)
Primary products		3643-P	12/81	104.9	105.4	105.6	.2	.7	2.6	(³)
Current-carrying wiring devices		3643-1	12/81	104.9	105.4	105.6	.2	.7	2.6	(³)
Lampholders		3643-1A	12/81	108.2	109.2	110.6	1.3	1.3	3.2	(³)
Incandescent lampholders		3643-103	12/81	(³)	109.4	111.2	1.6	1.6	(³)	(³)
All other lampholders, including fluorescent		3643-117	12/81	(³)	108.6	108.6	0	0	(³)	(³)
General use flush mounted switches for switch or outlet boxes, except dimmers		3643-1C	12/81	102.0	103.5	103.5	0	1.6	3.5	(³)
AC single pole, excluding mercury switches		3643-168	12/81	(³)	108.7	108.7	0	3.7	(³)	(³)
All other general use switches		3643-169	12/81	(³)	100.0	100.0	0	0	(³)	(³)
Special purpose switches		3643-1D	12/81	102.1	104.2	104.2	0	2.1	2.5	(³)
Precision snap-acting switches (1/8" gap or less), excluding limit switches and dimmers		3643-136	12/81	101.1	100.9	100.9	0	0	-.2	(³)
Dimmers and all other special purpose switches		3643-177	12/81	108.8	108.8	108.8	0	0	2.4	(³)
Wire connectors		3643-1E	12/81	104.8	105.0	105.3	.2	.6	2.1	(³)
Convenience and power outlets, excluding pin and sleeve		3643-1G	12/81	(³)	102.1	102.7	.7	-.3	(³)	(³)
Convenience and power outlets: 2-pole, 3-wire and up (flush), nonlocking, 15 amps and under		3643-131	12/81	(³)	102.1	102.7	.7	-.3	(³)	(³)
Convenience and power outlets, attachment plug caps, and connector bodies: pin and sleeve		3643-127	12/81	(³)	111.8	111.8	0	0	(³)	(³)
Terminal blocks		3643-197	12/81	110.0	(³)	110.0	(³)	0	7.2	(³)
All other current-carrying wiring devices		3643-198	12/81	103.2	104.9	104.9	0	0	2.8	(³)
Secondary products		3643-S	12/81	108.4	109.7	109.7	.1	.9	2.1	(³)
All other secondary products		3643-SSS	12/81	109.4	110.8	110.9	.1	1.0	2.3	(³)
Noncurrent-carrying wiring devices	3644		12/81	99.5	99.7	99.9	.2	.5	.7	(³)
Primary products		3644-P	12/81	98.7	99.6	99.9	.3	1.4	.3	(³)
Electrical transmission line and utility pole hardware		3644-1	12/81	94.6	94.9	95.5	.6	.9	.9	(³)
Electrical metal conduit and conduit fittings		3644-2	12/81	98.0	98.5	98.8	.2	1.6	-1.3	(³)
Electrical metal tubing		3644-227	12/81	94.7	95.1	95.5	.4	1.4	-2.4	(³)
EMT fittings (couplings and connectors), all types		3644-261	12/81	(³)	114.3	(³)	(³)	(³)	(³)	(³)
All other noncurrent-carrying wiring devices		3644-3	12/81	102.7	104.6	104.9	.3	1.4	2.4	(³)
Stamped metal boxes, covers, and accessories, including stamped conduit boxes		3644-3A	12/81	102.7	105.6	105.6	0	1.5	3.1	(³)
Stamped metal switch and receptacle boxes		3644-331	12/81	101.5	105.5	(³)	(³)	(³)	(³)	(³)
Stamped metal outlet boxes		3644-332	12/81	(³)	106.1	106.1	0	.1	2.3	(³)
Cast metal boxes, covers, gaskets, and accessories		3644-3B	12/81	107.1	106.8	106.8	0	-.3	.2	(³)
All other noncurrent-carrying wiring devices, including floor boxes and covers		3644-375	12/81	103.5	105.7	105.7	0	1.8	1.8	(³)
Secondary products		3644-S	12/81	102.2	100.0	100.0	0	-2.2	2.1	(³)
All other secondary products		3644-SSS	12/81	103.5	99.8	99.8	0	-3.7	1.7	(³)
Commercial lighting fixtures	3646		06/81	106.6	105.9	106.1	.2	-.5	1.4	4.3
Primary products		3646-P	06/81	106.6	105.6	105.7	.1	-.8	.4	3.7
Electric lighting fixtures, commercial and institutional types		3646-2	06/81	106.1	105.0	105.2	.2	-1.0	.3	4.1
Incandescent fixtures, except portable		3646-201	06/81	105.4	105.4	105.7	.3	.3	2.1	4.6
Utilitarian and ornamental types, surface or pendant		3646-20111	06/81	110.4	110.4	111.8	1.3	1.3	4.0	(³)
Utilitarian and ornamental types, recessed		3646-20115	06/81	(³)	(³)	103.1	(³)	0	(³)	1.6
Other incandescent fixtures, including portable		3646-20119	06/81	105.6	105.6	105.6	0	0	4.4	(³)
Mercury and other high-intensity discharge fixtures		3646-202	06/81	113.3	112.4	(³)	(³)	(³)	(³)	(³)
Fluorescent fixtures, except portable		3646-203	06/81	105.9	104.4	104.5	.1	-1.6	-.4	3.6
Recessed air handling		3646-20351	06/81	104.8	104.8	106.5	1.6	1.6	(³)	4.4
Recessed non-air handling		3646-20353	06/81	107.8	103.0	102.5	-.5	-4.9	-.4	1.5
Striplights		3646-20354	06/81	106.2	105.5	105.5	0	-1.4	-1.8	5.8
Plastic wraparound		3646-20356	06/81	102.1	101.9	101.9	0	-.2	-4.0	(³)
Wall mounted		3646-20357	06/81	109.4	109.6	109.6	0	.2	.2	5.8
Surface or pendant		3646-20358	06/81	110.3	110.3	110.3	0	0	(³)	7.9
All other fluorescent fixtures		3646-20363	06/81	106.7	106.7	106.7	0	0	0	3.3
Component or renewal parts for commercial or institutional fixtures, sold separately		3646-204	06/81	104.8	104.8	104.8	0	0	0	9.0
Electric lighting fixtures, industrial types		3646-3								
General fixtures, except portable		3646-305	06/81	108.7	108.0	108.0	0	.2	.7	2.3
Fluorescent fixtures		3646-30513	06/81	111.6	112.0	(³)	(³)	(³)	(³)	(³)
Mercury and other high-intensity discharge fixtures		3646-30521	06/81	103.6	101.1	(³)	(³)	(³)	(³)	(³)
Secondary products		3646-S	06/81	109.1	110.4	111.2	.7	2.0	10.4	9.6
Lighting equipment, n.e.c.		3648-S	06/81	(³)	110.4	111.2	.7	2.0	(³)	(³)
Radio and t.v.'s, phonographs, and related equipment	3651		03/80	98.9	97.7	98.0	.3	-.3	-.6	-1.0

See footnotes at end of table.

Table 4. Producer price indexes for the net output of selected industries and their products—Continued

Industry and product ¹	Industry code	Product code	Index base	Index			Percent change to Oct. 1982 from —			
				June 1982 ²	Sep. 1982 ²	Oct. 1982 ²	Sep. 1982	July 1982	Apr. 1982	Oct. 1981
Radio and t.v.'s, phonographs, and related equipment—Continued										
Primary products		3651-P	03/80	99.6	98.0	98.4	0.4	-0.4	-0.7	-1.8
Radios: home, car, and combination models		3651-1	03/80	90.4	89.5	89.5	0	-1.0	-1.0	1.6
Combination models		3651-1B	03/80	91.1	88.9	88.9	0	-2.4	-9	-6.4
Table and portable radio combinations, stereo and quadraphonic		3651-112	03/80	80.6	(³)	74.2	(³)	(³)	-3.2	-19.5
Automobile radios and tape players		3651-1C	03/80	88.5	88.5	88.5	0	0	0	9.3
Television receivers, including combination models		3651-2	03/80	98.1	96.7	97.3	.7	-4	-2	-3.7
Console and console tv receivers		3651-2A								
Console and console tv receiver, color		3651-204	03/80	100.3	(³)	98.8	(³)	.8	.5	-3.1
Table and portable		3651-21	03/80	96.1	95.3	95.8	.5	-1.6	-9	-4.0
Color, over 10 inches through 17 inches		3651-215	03/80	96.6	(³)	94.0	(³)	-1.3	-1.3	-3.2
Color, over 17 inches		3651-216	03/80	95.7	(³)	95.8	(³)	-1.8	-1.0	-4.4
High fidelity components		3651-4	03/80	108.7	102.4	102.7	.3	.1	-4.1	-2.6
Phonographs, except mechanical		3651-4A	03/80	114.4	112.0	113.2	1.1	-1.0	4.4	8.1
Electric phonograph, not coin operated, monophonic		3651-411	03/80	113.4	114.6	114.6	0	1.0	1.0	15.5
Consumer high fidelity components		3651-4B	03/80	107.4	98.5	98.5	0	.6	-8.3	-8.1
Phonograph cartridges and pickups		3651-414	03/80	113.9	(³)	85.1	(³)	0	-25.3	-25.3
Consumer audio and video recorders		3651-4C								
Audio tape recorders and players, cassette		3651-437	03/80	108.0	108.0	108.0	0	0	0	6.3
Speakers, including public address systems		3651-5	03/80	108.6	108.8	108.8	0	0	.2	1.4
Loudspeaker systems		3651-5A	03/80	103.9	105.9	105.9	0	1.8	1.9	2.5
Bookshelf type		3651-556	03/80	94.8	95.2	95.2	0	(³)	.4	-4
Floor standing		3651-557	03/80	112.7	117.3	117.3	0	(³)	4.1	6.6
Loudspeakers sold separately		3651-554	03/80	111.4	111.7	111.7	0	.3	.3	1.9
Microphones		3651-555	03/80	115.0	116.6	116.6	0	0	1.4	2.2
Public address systems		3651-594	03/80	109.3	100.2	(³)	(³)	(³)	(³)	(³)
Secondary products		3651-S	03/80	112.0	112.1	112.2	0	-1	.2	7.3
Semiconductors and related devices										
	3674		06/81	99.1	100.5	97.9	-2.6	-2.6	-1.3	-3.5
Primary products		3674-P	06/81	96.1	97.8	94.1	-3.8	-4.1	-2.7	-5.4
Integrated circuits		3674-1	06/81	92.5	91.9	91.5	-5	-1.1	-2.4	-7.3
Digital monolithic integrated circuits		3674-1A	06/81	90.8	89.8	88.9	-1.0	-1.9	-4.0	-9.9
Bipolar		3674-12	06/81	95.6	92.0	92.0	.1	-3.7	-3.3	-5.5
Memory		3674-121	06/81	83.5	72.4	72.4	0	-13.3	-13.3	-25.6
Other		3674-12105	06/81	(³)	71.9	71.9	0	(³)	-18.8	-25.0
Logic		3674-122	06/81	101.4	101.4	101.5	.1	.2	.7	4.1
TTL (transistor transistor logic)		3674-12216	06/81	102.3	102.5	102.6	.2	.3	1.3	6.7
Other logic types		3674-12226	06/81	(³)	99.6	99.6	0	(³)	-3	(³)
MOS (metal oxide on silicon)		3674-13	06/81	87.6	88.4	86.8	-1.8	-6	-4.5	-12.9
Microprocessor		3674-13128	06/81	94.2	(³)	(³)	(³)	(³)	(³)	(³)
MOS, except microprocessors		3674-132	06/81	86.3	87.7	85.4	-2.7	-9	-4.6	-14.0
MOS memory		3674-13231	06/81	78.0	(³)	73.7	(³)	-5.2	-9.7	-23.6
Other MOS digital devices		3674-13232	06/81	(³)	103.4	(³)	(³)	(³)	(³)	(³)
Amplifier		3674-14116	06/81	102.2	(³)	(³)	(³)	(³)	(³)	(³)
Interface		3674-14219	06/81	102.5	(³)	(³)	(³)	(³)	(³)	(³)
Voltage regulator or reference		3674-14117	06/81	95.8	(³)	101.1	(³)	(³)	7.2	3.4
Data conversion		3674-14218	06/81	(³)	89.7	89.7	0	(³)	.5	-9.5
Special consumer and other analog integrated circuits		3674-14321	06/81	(³)	94.3	94.3	0	(³)	-1	-1.1
Hybrid integrated circuits		3674-11	06/81	97.9	97.7	99.5	1.8	1.5	1.4	-3
Film interconnected devices		3674-111	06/81	98.4	98.4	100.2	1.8	1.8	1.8	(³)
Thin film		3674-11111	06/81	96.2	96.2	100.4	4.3	4.3	4.3	(³)
Multi-chip type		3674-11216	06/81	93.4	(³)	93.0	(³)	(³)	-3.2	-5.5
Transistors		3674-2	06/81	99.3	99.5	98.7	-8	-8	-2.3	-1.9
Signal		3674-21	06/81	94.2	94.5	92.6	-2.0	-1.7	-5.3	-7.9
Signal		3674-21163	06/81	94.2	(³)	(³)	(³)	(³)	(³)	(³)
Power		3674-22	06/81	104.2	104.2	104.4	.2	.1	.3	3.8
Regular		3674-222A	06/81	104.2	104.3	104.4	.1	-1	.3	3.8
10 watts and over		3674-22267	06/81	100.7	100.8	(³)	(³)	(³)	(³)	(³)
Diodes and rectifiers		3674-3	06/81	98.5	98.5	98.2	-3	-3	-3.9	-1.3
Signal diodes and assemblies		3674-31122	06/81	76.6	(³)	(³)	(³)	(³)	(³)	(³)
Zener diodes		3674-31194	06/81	(³)	(³)	106.3	(³)	(³)	0	(³)
Semiconductor rectifier/power diodes and assemblies		3674-32242	06/81	102.3	102.3	101.7	-6	-5	-1.0	1.7
Other semiconductor devices and parts		3674-9	06/81	101.3	109.2	95.8	-12.3	-12.4	-3.0	-4.7
Optoelectronic devices		3674-91	06/81	104.0	105.0	105.0	0	-3	1.5	1.2
Light emitting diodes (LED)		3674-91282	06/81	106.1	(³)	(³)	(³)	(³)	(³)	(³)
Other optoelectronic devices		3674-91193	06/81	99.8	93.0	93.0	0	-1.0	-5.2	(³)
Thyristors		3674-921	06/81	101.8	101.8	101.8	0	.4	.4	.9
Semiconductor parts and semi-finished devices		3674-925	06/81	100.9	111.7	93.3	-16.5	-16.5	-4.4	-6.6
Semi-finished dice and wafers		3674-92595	06/81	(³)	(³)	91.9	(³)	-24.9	(³)	(³)
Secondary products		3674-S	06/81	105.1	102.9	102.9	0	-2.0	-2.1	-8.8
Other secondary products		3674-SSS	06/81	(³)	100.2	(³)	(³)	(³)	(³)	(³)
Electronic components, n.e.c.		3679-S	06/81	124.0	113.1	(³)	(³)	(³)	(³)	(³)
Electronic capacitors										
	3675		06/81	97.4	96.6	96.0	-7	-1.4	-1.9	-4.2
Primary products		3675-P	06/81	97.9	97.1	96.1	-1.0	-1.8	-2.2	-4.1
Film dielectric capacitors		3675-123	06/81	99.7	89.4	89.0	-4	(³)	-19.3	-13.9
Variable dielectric capacitors		3675-189	06/81	112.5	118.1	118.1	0	5.0	5.0	(³)
Tantalum slug and wire solid dry electrolytic-capacitors with metal case		3675-3	06/81	82.0	80.5	74.1	-7.9	-9.5	-7.1	-26.9
Tantalum slug and wire metal case hermetic		3675-162	06/81	82.0	80.5	74.1	-7.9	(³)	-7.1	-26.9
Aluminum electrolytic capacitors		3675-4	06/81	98.3	97.7	97.7	0	-5	-1.8	-2.7

See footnotes at end of table.

Table 4. Producer price indexes for the net output of selected industries and their products—Continued

Industry and product ¹	Industry code	Product code	Index base	Index			Percent change to Oct. 1982 from —			
				June 1982 ²	Sep. 1982 ²	Oct. 1982 ²	Sep. 1982	July 1982	Apr. 1982	Oct. 1981
Electronic capacitors—Continued										
Standard (5/8 inch diameter)		3675-173	06/81	98.9	(³)	97.5	(³)	(³)	-2.0	* (³)
All other aluminum electrolytic		3675-177	06/81	96.9	96.9	96.9	0	(³)	-2.4	(³)
Ceramic dielectric capacitors		3675-5	06/81	94.2	94.1	94.0	-1	0.3	0	-4.3
Ceramic tubular, disc, plate, and all two terminal ceramic devices		3675-181	06/81	102.5	102.5	102.5	0	1.9	1.9	3.1
Ceramic monolithic leaded radial		3675-183	06/81	100.6	100.4	100.4	0	.1	-.3	3.2
Ceramic monolithic leaded axial		3675-184	06/81	72.7	72.7	72.4	-.3	-.3	-.3	-26.7
Secondary products		3675-S	06/81	93.4	93.4	95.1	1.9	1.9	0	(³)
Electrical industrial apparatus, n.e.c.		3629-S	06/81	93.4	93.4	95.1	1.9	(³)	0	(³)
Resistors for electronic applications	3676		12/80	105.1	105.0	105.4	.3	.6	.6	1.8
Primary products		3676-P	12/80	106.4	106.5	106.5	0	.3	.6	2.1
Fixed, nonwirewound, discrete resistors		3676-1	12/80	104.9	105.3	105.1	-2	.6	0	-1
Metal film		3676-1A	12/80	105.1	106.6	105.7	-9	1.7	-.1	.2
Metal film, standard		3676-115	12/80	108.9	(³)	110.3	(³)	2.5	1.2	(³)
Other nonwirewound resistors (except carbon film and carbon composition)		3676-1B	12/80	99.9	99.9	100.2	.3	.3	0	.4
Other, standard		3676-121	12/80	99.9	(³)	100.2	(³)	.3	0	(³)
Fixed, wirewound, discrete resistors		3676-2	12/80	105.8	106.5	106.4	-1	0	0	1.4
Precision, high temperature		3676-2B								
Standard type		3676-245	12/80	(³)	(³)	(³)	(³)	(³)	(³)	(³)
Ultraprecision		3676-2C								
Standard type		3676-251	12/80	102.3	102.7	102.2	-.5	-.4	0	.2
Nonprecision, without taps		3676-231	12/80	112.1	110.8	110.8	0	-1.9	-1.2	3.0
Variable, nonwirewound resistors		3676-3	12/80	108.8	109.1	109.1	.1	.6	2.4	6.0
Nonwirewound trimmers		3676-3A	12/80	103.2	103.2	103.5	.3	.3	-1.0	3.0
Trimmer, single turn		3676-311	12/80	102.7	(³)	(³)	(³)	(³)	(³)	(³)
Nonprecision potentiometer, carbon or other noncermet, single turn		3676-305	12/80	109.1	109.1	109.1	0	0	2.7	(³)
Variable wirewound resistors		3676-4	12/80	107.6	107.6	108.0	.4	.4	.4	-.9
Potentiometers and other variable resistors, except trimmers, single turn		3676-4A	12/80	105.6	105.6	105.6	0	0	0	.2
Miscellaneous special type discrete resistors		3676-5	12/80	108.7	107.1	107.1	0	-1.5	-1.5	4.6
Multiturn potentiometers		3676-5A	12/80	119.7	116.0	116.0	0	-3.1	-3.1	10.2
Fixed resistor networks		3676-6	12/80	96.6	97.7	97.7	0	1.2	1.8	-1.7
Thick film		3676-602	12/80	102.8	105.1	(³)	(³)	(³)	(³)	(³)
Secondary products		3676-S	12/80	100.5	99.2	(³)	(³)	(³)	(³)	(³)
Electronic coils, transformers, and other inductors	3677		06/82	100.0	101.0	101.3	.3	.9	(³)	(³)
Primary products		3677-P	06/82	100.0	100.9	101.3	.4	1.0	(³)	(³)
Audio transformers		3677-132	06/82	100.0	105.0	105.0	0	3.0	(³)	(³)
Plate and filament (power) transformers		3677-141	06/82	100.0	100.0	100.1	.1	0	(³)	(³)
Television transformers and reactors		3677-171	06/82	100.0	100.0	100.0	0	0	(³)	(³)
Toroidal windings, except complete magnetic amplifiers		3677-191	06/82	100.0	102.4	103.0	.6	3.0	(³)	(³)
Other inductors for electronic applications		3677-192	06/82	100.0	(³)	102.3	(³)	(³)	(³)	(³)
Secondary products		3677-S	06/82	100.0	101.9	101.9	0	0	(³)	(³)
Other secondary products		3677-SSS	06/82	100.0	104.6	104.6	.0	0	(³)	(³)
Connectors for electronic applications	3678		12/80	106.7	106.8	107.5	.7	2.1	2.9	2.7
Primary products		3678-P	12/80	104.0	104.2	104.4	.2	1.0	1.1	1.3
Coaxial connector (radio frequency)		3678-1								
Coaxial connector (complete, assembled)		3678-12101	12/80	105.6	(³)	108.3	(³)	2.9	2.9	2.2
Cylindrical connectors		3678-2	12/80	106.0	106.7	107.0	.2	.6	1.1	2.5
Heavy duty and standard		3678-225	12/80	110.4	112.2	112.2	0	.5	2.2	3.1
Heavy duty and standard (complete, assembled)		3678-22501	12/80	111.8	111.8	111.8	0	.8	.8	2.2
Miniature		3678-229	12/80	104.0	104.0	104.0	0	0	0	2.1
Miniature (complete, assembled)		3678-22901	12/80	116.6	(³)	116.6	(³)	(³)	0	3.8
Miniature (partially assembled or unassembled)		3678-22902	12/80	98.6	98.6	98.6	0	0	0	1.3
Subminiature		3678-231	12/80	104.8	105.7	106.8	1.1	1.9	1.9	2.5
Subminiature (partially assembled or unassembled)		3678-23102	12/80	102.6	102.6	104.1	1.4	1.4	1.4	2.1
Rack and panel connector (rectangular)		3678-3	12/80	107.2	107.6	108.5	.8	1.3	4.4	6.6
Integral shell and similar types		3678-335	12/80	104.5	109.4	110.3	.8	5.6	5.6	4.6
Subminiature and other		3678-338	12/80	108.8	106.6	107.5	.8	-1.2	3.8	7.9
Subminiature and other (complete, assembled)		3678-33801	12/80	103.7	107.0	106.2	-.7	2.4	3.1	(³)
Subminiature and other (partially assembled or unassembled)		3678-33802	12/80	112.1	106.3	108.3	1.9	-3.4	4.2	6.2
Printed circuit connector		3678-4	12/80	99.3	98.0	98.0	-.1	-1.3	-1.4	-2.4
Card insertion type		3678-444								
Card insertion type (complete, assembled)		3678-44401	12/80	98.7	98.7	98.7	0	0	0	(³)
Two-piece type		3678-447	12/80	100.6	(³)	(³)	(³)	(³)	(³)	(³)
Two-piece type (complete, assembled)		3678-44701	12/80	98.5	(³)	(³)	(³)	(³)	(³)	(³)
Other special types		3678-5	12/80	102.9	102.5	102.5	0	1.9	.1	-.8
Miscellaneous special purpose types		3678-554	12/80	100.3	100.7	100.7	0	-.2	.9	-1.3
Other special purpose types		3678-556								
Other special types (complete, assembled)		3678-55601	12/80	99.8	100.2	100.2	0	-.2	1.1	-1.2
Secondary products		3678-S	12/80	115.3	114.8	117.3	2.1	5.3	8.3	6.4
Other secondary products		3678-SSS	12/80	114.0	(³)	114.6	(³)	.6	(³)	5.5
Electronic components, n.e.c.		3679-S	12/80	91.0	91.8	91.8	0	(³)	-.4	(³)
Electronic components, n.e.c.	3679		06/82	100.0	100.1	100.1	-.1	-.1	(³)	(³)
Primary products		3679-P	06/82	100.0	100.1	100.1	.1	0	(³)	(³)

See footnotes at end of table.

Table 4. Producer price indexes for the net output of selected industries and their products—Continued

Industry and product ¹	Industry code	Product code	Index base	Index			Percent change to Oct. 1982 from —			
				June 1982 ²	Sep. 1982 ²	Oct. 1982 ²	Sep. 1982	July 1982	Apr. 1982	Oct. 1981
Electronic components, n.e.c.—Continued										
Switches, mechanical (for electronic applications)		3679-B	06/82	100.0	100.0	100.1	0.1	0.1	(³)	(³)
Rotary switches (excluding thumbwheel type)		3679-B07	06/82	(³)	(³)	(³)	(³)	(³)	(³)	(³)
Pushbutton switches		3679-B09	06/82	100.0	100.0	100.0	0	0	(³)	(³)
Filters, crystals, power converters and related components		3679-C	06/82	100.0	101.6	102.2	.6	.6	(³)	(³)
Filters and crystals		3679-C01	06/82	100.0	99.9	100.5	.6	.5	(³)	(³)
Quartz and other crystals for frequency control		3679-C0199	06/82	100.0	(³)	101.2	(³)	1.2	(³)	(³)
Static power converters and other pulse and frequency regulators or generators		3679-C02	06/82	100.0	103.0	103.7	.7	.7	(³)	(³)
Static power supply converters, regulated		3679-C0243	06/82	100.0	104.3	106.1	1.7	1.7	(³)	(³)
Printed circuits and cable assemblies		3679-H	06/82	100.0	99.4	99.4	0	-4	(³)	(³)
Printed circuit boards and related circuitry on passive substrates		3679-H02	06/82	100.0	99.3	99.3	0	-5	(³)	(³)
Single sided PC board		3679-H0201	06/82	(³)	(³)	(³)	(³)	(³)	(³)	(³)
Double sided PC board		3679-H0202	06/82	100.0	99.2	99.2	0	-8	(³)	(³)
Multilayer PC board		3679-H0203	06/82	100.0	(³)	99.1	(³)	0	(³)	(³)
Secondary products		3679-S	06/82	100.0	100.2	99.8	-4	-2	(³)	(³)
Other secondary products		3679-SSS	06/82	100.0	100.3	100.3	0	.3	(³)	(³)
Primary batteries, dry and wet	3692		12/80	110.9	111.2	111.9	.7	.9	1.3	8.4
Primary products		3692-P	12/80	111.7	112.1	113.6	1.3	1.6	2.0	9.6
Le Clanche type civilian batteries		3692-1	12/80	117.0	117.6	117.6	0	.5	.9	13.0
General purpose (flashlight) cell		3692-121								
General purpose D size		3692-12112	12/80	109.1	109.2	109.2	0	0	(³)	9.2
Multiple cell batteries		3692-131	12/80	120.7	121.8	121.8	0	.8	.9	13.7
Lantern battery		3692-13111	12/80	121.5	122.9	122.9	0	1.0	(³)	14.4
Dry cells, except Le Clanche and military		3692-2	12/80	106.9	106.9	106.9	0	0	5	2.8
Alkaline cells		3692-212	12/80	113.4	113.4	113.4	0	0	0	5.5
AA size		3692-21213	12/80	112.3	112.3	112.3	0	0	0	4.2
Other dry cell batteries, except Le Clanche and military		3692-213	12/80	78.3	78.3	78.3	0	0	3.6	(³)
Secondary products		3692-S	12/80	123.6	124.4	124.4	0	0	.7	13.7
Motor vehicles and passenger car bodies	3711		06/82	100.0	94.8	102.4	7.9	2.3	(³)	(³)
Primary products		3711-P	06/82	100.0	94.7	102.5	8.2	2.4	(³)	(³)
Passenger cars		3711-111	06/82	100.0	93.6	102.3	9.3	2.1	(³)	(³)
Trucks, truck tractors and truck chassis		3711-2	06/82	100.0	96.6	102.8	6.4	2.9	(³)	(³)
Trucks		3711-2A	06/82	100.0	95.8	102.7	7.2	3.3	(³)	(³)
Light trucks, under 10,000 lbs. GVW		3711-211	06/82	100.0	95.8	101.9	6.3	2.6	(³)	(³)
Pickup		3711-21131	06/82	100.0	95.8	102.0	6.4	3.1	(³)	(³)
Heavy trucks, 19,501 lbs. GVW and over		3711-213	06/82	100.0	95.7	104.5	9.2	(³)	(³)	(³)
Buses and fire department vehicles		3711-3	06/82	100.0	100.8	100.8	0	.8	(³)	(³)
Fire department vehicles		3711-3B	06/82	100.0	99.4	99.4	0	-6	(³)	(³)
Truck trailers	3715		12/79	113.4	113.9	113.9	0	.2	.7	2.6
Primary products		3715-P	12/79	112.3	112.8	112.7	0	.2	.7	2.9
Truck trailers and chassis (10000 lbs. per axle and over)		3715-1	12/79	111.8	112.3	112.2	.0	.2	.7	2.9
Vans		3715-1A	12/79	110.7	111.1	111.1	0	.4	.6	2.1
Closed top vans		3715-11	12/80	106.8	107.1	107.2	0	.3	.5	2.1
Closed top vans, insulated, semi-insulated and refrigerated		3715-101	12/80	105.4	108.2	108.2	0	2.5	2.6	(³)
Drop-frame vans, except livestock vans		3715-106	12/80	(³)	(³)	(³)	(³)	(³)	(³)	(³)
Closed top, dry freight vans, except insulated, drop-frame and livestock vans		3715-109	12/79	110.9	110.5	110.5	0	-4	-1	1.6
Aluminum closed top, dry freight vans, except insulated, drop-frame, and livestock vans		3715-119	12/80	107.3	107.0	107.1	0	-4	0	1.5
Open top vans		3715-12	12/80	106.8	108.1	107.6	-5	.8	1.3	3.4
Tank trailers		3715-1B	12/79	109.2	109.6	109.3	-3	-3	1.7	4.4
Tanks for flammable liquids, except casing head transport		3715-118	12/80	106.3	107.2	106.6	-5	-5	-1.4	(³)
Detachable trailers, dollies and converter gear		3715-1C	12/80	104.5	103.8	103.8	0	-7	-3	-3
Complete trailer units (10000 lbs. per axle and over), except vans and tanks		3715-1D	12/80	112.9	113.9	113.9	0	.3	1.0	4.7
Bulk commodity trailers, except vans		3715-133	12/79	109.7	110.4	110.4	0	.5	.4	2.1
Platform trailers		3715-137	12/79	115.9	116.2	116.2	0	-3	.7	(³)
Low-bed heavy haulers		3715-141	12/79	120.2	120.9	120.9	0	0	.6	7.0
Low-bed heavy haulers 40 ton and over capacity		3715-139	12/80	113.1	114.5	114.5	0	0	1.2	4.6
Dump trailers and chassis, highway type		3715-143	12/79	109.5	110.9	110.9	0	0	1.2	(³)
Secondary products		3715-S	12/79	124.4	124.9	124.9	0	.4	.4	.8
Motor vehicle parts and accessories		3714-S	12/79	119.4	120.7	120.7	0	1.1	1.1	2.5
Boat building and repairing	3732		12/81	102.5	102.7	102.7	0	.4	.7	(³)
Primary products		3732-P	12/81	102.5	102.9	102.9	0	.5	.8	(³)
Outboard motorboats		3732-2	12/81	103.4	103.6	103.5	-1	.8	.3	(³)
Runabouts		3732-21	12/81	103.3	103.2	103.4	.1	.9	.2	(³)
13 ft. 6 in. to 15 ft. 5 in. LOA, plastic		3732-214	12/81	106.1	(³)	(³)	(³)	(³)	(³)	(³)
15 ft. 6 in. to 17 ft. 5 in. LOA, plastic		3732-216	12/81	103.9	(³)	(³)	(³)	(³)	(³)	(³)
Utility		3732-22	12/81	104.0	105.9	105.9	0	1.8	1.8	(³)
Inboard motorboats, including inboard-outdrive houseboats		3732-5	12/81	102.0	102.8	102.8	0	.7	2.0	(³)
Runabouts, all materials, non-military		3732-531	12/81	98.7	(³)	(³)	(³)	(³)	(³)	(³)
Cabin cruisers, non-military		3732-54	12/81	102.7	103.6	103.6	0	.8	2.5	(³)
Plastic, under 26 ft. LOA		3732-546	12/81	(³)	(³)	(³)	(³)	(³)	(³)	(³)
Plastic, 26 to 40 ft. LOA		3732-547	12/81	(³)	(³)	(³)	(³)	(³)	(³)	(³)
Plastic, 40 ft. and over LOA		3732-548	12/81	(³)	(³)	(³)	(³)	(³)	(³)	(³)

See footnotes at end of table.

Table 4. Producer price indexes for the net output of selected industries and their products—Continued

Industry and product ¹	Industry code	Product code	Index base	Index			Percent change to Oct. 1982 from —			
				June 1982 ²	Sep. 1982 ²	Oct. 1982 ²	Sep. 1982	July 1982	Apr. 1982	Oct. 1981
Boat building and repairing—Continued										
Inboard-outdrive boats, except houseboats		3732-6	12/81	101.9	102.1	102.1	0	0.4	0.3	(³)
Under 20 ft. LOA		3732-673	12/81	100.5	100.5	100.3	-.2	.2	0	(³)
20 ft. and over LOA		3732-675	12/81	103.4	103.7	104.0	.2	(³)	.6	(³)
All other boats		3732-7	12/81	103.8	104.1	104.1	0	.2	.5	(³)
With auxiliary power		3732-714	12/81	103.0	(³)	(³)	(³)	(³)	(³)	(³)
Without auxiliary power		3732-715	12/81	104.7	(³)	(³)	(³)	(³)	(³)	(³)
Other boats, such as rowboats, canoes, skiffs, lifeboats, etc.		3732-72	12/81	103.9	103.8	103.8	0	-.1	.1	(³)
Aluminum		3732-725	12/81	(³)	(³)	(³)	(³)	(³)	(³)	(³)
Secondary products		3732-S	12/81	102.6	99.7	99.7	0	-1.5	-1.5	(³)
Ship building and repairing		3731-S	12/81	100.3	100.3	(³)	(³)	(³)	(³)	(³)
All other secondary products		3732-SSS	12/81	(³)	(³)	(³)	(³)	(³)	(³)	(³)
Environmental controls										
Environmental controls	3822		12/79	126.3	129.6	131.8	1.7	4.5	3.0	9.2
Primary products		3822-P	12/79	125.5	130.1	133.1	2.3	6.4	4.1	10.9
Building environment comfort controls		3822-1	12/79	128.9	135.0	139.0	3.0	7.6	4.6	12.5
Temperature responsive building controls		3822-121	12/79	122.7	130.8	137.1	4.8	11.3	5.0	14.4
Temperature responsive, non-pneumatic		3822-12102	12/79	119.2	131.2	140.6	7.1	17.2	7.4	(³)
Appliance temperature and related controls, automatic		3822-2	12/79	114.9	115.3	115.3	0	2.4	2.5	5.5
Temperature responsive appliance controls		3822-211	12/79	119.7	(³)	119.7	(³)	3.2	3.2	5.7
Other appliance regulating controls		3822-215	12/79	(³)	(³)	(³)	(³)	(³)	(³)	(³)
Secondary products		3822-S	12/79	127.0	127.2	127.2	0	.2	.4	5.3
Surgical and medical instruments and apparatus										
Surgical and medical instruments and apparatus	3841		06/82	100.0	102.2	102.4	.2	1.1	(³)	(³)
Primary products		3841-P	06/82	100.0	102.2	102.4	.2	1.1	(³)	(³)
Surgical and medical instruments and apparatus, except furniture		3841-1	06/82	100.0	101.7	101.9	.2	.4	(³)	(³)
Surgical instr., incl. suture needle excl. eye, ear, nose &										
throat instr. & surg. cutlery		3841-112	06/82	100.0	100.8	100.8	0	0	(³)	(³)
Other surgical and medical instruments		3841-189	06/82	100.0	100.0	100.0	0	0	(³)	(³)
All other surgical and medical instruments		3841-18908	06/82	100.0	100.0	100.0	0	0	(³)	(³)

¹ Industry and product class indexes may include products not shown separately.
² Data for June 1982 have been revised to reflect the availability of late reports and corrections by respondents. All data are subject to revision 4 months after original publication. Data are not seasonally adjusted.
³ Not available.

⁴ Seasonal product—no price available this month.
n.e.c. = Not elsewhere classified.
NOTE: Indexes in this table are calculated by a revised methodology. See "Technical Note on Data from the Producer Price Index Revision" at the back of this publication.

Table 5. Producer price indexes by durability of product

(1967 = 100)

Grouping	1981		1982		
	Annual average	October	June ¹	September ¹	October ¹
All commodities	293.4	296.1	299.3	299.5	299.9
Total durable goods	269.8	275.0	278.3	278.7	281.4
Total nondurable goods	312.4	312.8	316.0	315.9	314.3
Total manufactures	286.0	289.8	292.4	293.1	293.9
Durable	269.7	275.1	279.3	279.7	282.4
Nondurable	303.6	305.5	306.3	307.3	305.9
Total raw or slightly processed goods	330.7	326.4	333.4	330.3	328.2
Durable	271.2	263.7	225.4	227.0	225.1
Nondurable	334.0	330.0	340.3	336.9	334.8

¹ Data for June 1982 have been revised to reflect the availability of late reports and corrections by respondents. All data are subject to revision 4 months after original publication. Data are not seasonally adjusted.

Detailed Product Price Indexes in Tables 4 and 6

The Bureau of Labor Statistics is emphasizing industry-oriented price indexes by placing most newly introduced detailed product indexes in table 4, rather than in table 6, of this publication. This policy should alleviate the confusion caused by indexes for a given

product appearing in more than one table.

For further information, see "Changes in Presentation of Detailed Product Price Indexes," on page 6 of *Producer Prices and Price Indexes, Data for July 1982*.

Table 6. Producer prices and price indexes for commodity groupings and individual items

(1967 = 100 unless otherwise indicated)

Commodity	Unit	Commodity code ¹	Other index base	Index			Price
				June 1982 ²	Sep. 1982 ²	Oct. 1982 ²	Oct. 1982
All commodities				299.3	299.5	299.9	
Industrial commodities				310.6	312.9	314.4	
Farm products, processed foods and feeds				255.3	247.5	243.9	
Farm products		01		252.7	234.4	229.1	
Fresh and dried fruits and vegetables		011		264.5	220.3	222.3	
Fresh fruits		0111		222.5	237.9	224.5	
Citrus fruits		01		195.5	269.6	205.9	
Grapefruit, Florida	4/5 bu.	0101		197.8	(³)	144.9	\$4.110
Lemons	half box	0104 .01		173.7	218.6	188.4	19.250
Oranges, Florida	4/5 bu.	0105		(³)	(³)	283.5	8.776
Oranges, California	half box	0106 .01		192.3	277.2	(³)	(³)
Other fruits		02		233.2	221.5	231.4	
Apples, Delicious	tray ctn.	0215 .01		(³)	(³)	222.3	13.500
Apples, McIntosh	cell ctn.	0216		(³)	136.6	156.1	8.000
Bananas, 40 lb. box	box	0217 .03		252.5	219.8	189.2	5.431
Grapes	lug	0218 .02		(³)	283.3	294.6	14.131
Peaches	3/4 bu.	0219		(³)	210.3	(³)	(³)
Pears	box	0221		(³)	169.8	189.2	12.960
Strawberries	qt.	0222		223.6	294.7	343.3	2.533
Cantaloupes	crate	0223		197.5	(³)	(³)	(³)
Dried fruits		0112		392.9	389.3	408.7	
Prunes	lb.	0101 .03		258.0	254.8	254.8	.532
Raisins	lb.	0102 .03		507.2	503.3	539.4	.903
Fresh and dried vegetables		0113		278.4	185.3	199.7	
Dried vegetables		01					
Beans, dried	100 lb.	0101		511.9	398.1	398.1	35.000
Fresh vegetables, except potatoes		02		225.3	151.2	165.7	
Cabbage	50 lb.	0211		468.4	179.0	171.4	3.750
Carrots	48 lb.	0212		223.4	193.2	190.2	7.875
Celery	crate	0213		273.4	245.4	215.6	10.250
Corn, sweet	crate	0214		249.1	131.5	173.0	6.250
Lettuce	carton	0215		217.7	212.0	246.4	10.750
Onions	50 lb.	0216		298.3	187.3	166.5	5.000
Tomatoes, 25lb. ctn.		0217 .04		155.8	68.3	100.7	10.500
Snap beans	bu.	0218		282.0	147.3	144.9	7.708
Sweet potatoes		03		241.0	159.6	129.1	
New York	50 lb.	0331		239.1	135.2	114.4	5.500
Chicago	50 lb.	0332		241.3	173.7	137.5	7.125
White potatoes		04		362.0	224.0	241.0	
Western, Chicago	100 lb.	0441		396.8	(³)	(³)	(³)
Midwestern, Chicago	100 lb.	0442		469.9	213.1	232.9	7.000
Eastern, New York	100 lb.	0443		337.3	196.7	193.3	6.500
Western, New York	50 lb ctn	0444 .01		303.8	230.7	292.3	9.500
White potatoes, Western, Los Angeles	50 lbs..	0445 .01		383.5	255.2	273.7	7.375
Grains		012		225.7	187.3	183.2	
Wheat		0121		243.4	224.4	218.0	
Hard winter Ord., no. 1, Kansas City	bu.	0101		256.6	226.8	220.8	3.685
Spring, no. 1, D. N. Ord., Minneapolis	bu.	0102		227.7	211.4	210.4	3.800
Soft white, no.1, Portland, Oregon	bu.	0103		253.4	258.8	256.4	4.290
Red winter, no.2, St. Louis	bu.	0104		207.2	199.1	179.9	2.865
Other grains		0122		214.6	164.2	161.5	
Barley		01					
No. 2 feed, Minn.	bu.	0101		183.5	140.1	128.3	1.510
Corn		02					
No.2, Chicago	bu.	0205		210.7	162.0	160.5	2.085
Oats		03					
No.2, Minneapolis	bu.	0311		294.9	213.2	211.8	1.490
Rye		04					
No.2, Minneapolis	bu.	0415		335.1	248.3	223.4	2.600
Livestock		013		277.5	259.0	248.5	
Cattle		0131		272.2	242.1	236.5	
Steers		01		283.8	249.4	243.9	
Prime	100 lb.	0101 .03		325.2	287.0	284.4	64.800
Choice	100 lb.	0111 .02		284.3	249.2	244.7	60.500
Good	100 lb.	0122 .02		282.8	250.8	240.4	55.600
Cows		02		255.0	246.1	239.9	
Commercial	100 lb.	0231 .02		249.5	242.8	234.7	40.500
Cutter and canner	100 lb.	0241 .02		252.6	243.0	237.7	37.150
Calves		03		197.2	198.8	186.6	

See footnotes at end of table.

Table 6. Producer prices and price indexes for commodity groupings and individual items—Continued

(1967=100 unless otherwise indicated)

Commodity	Unit	Commodity code ¹	Other index base	Index			Price	
				June 1982 ²	Sep. 1982 ²	Oct. 1982 ²	Oct. 1982	
Cattle—Continued		0131						
Calves, Choice, Lancaster at stockyards	100 lbs.	0351 .01		130.6	133.8	140.2	\$110.000	
Choice, South St. Paul	100 lb.	0353 .01		264.4	264.4	233.3	75.000	
Hogs		0132		263.7	286.5	261.1		
Barrows and gilts		01		265.2	287.6	261.2		
200-240 lb.	100 lb.	0161 .04		277.6	301.5	274.9	57.940	
Barrows and gilts 270-300 lb.	100 lb.	0171 .04		229.3	247.1	220.5	55.050	
Sows		02						
Sows 350-400 lb.	100 lb.	0281 .02		261.4	289.0	275.3	52.470	
Lambs		0133						
Choice	100 lb.	0191 .01		279.4	241.4	230.2	51.500	
Live poultry		014		207.2	196.5	177.1		
Chickens		0141						
Broilers and fryers		02		211.7	191.3	165.8		
Turkeys		0142		164.6	187.3	190.1		
Hens	lb.	0181		207.4	221.1	191.1	(³)	
Toms	lb.	0185		(³)	248.2	255.5	.438	
Plant and animal fibers		015		203.1	196.8	198.1		
Raw cotton		0151						
Gr 41, staple 34-10 spot mkt. avg.	lb.	0101 .04		206.8	200.5	202.4	.588	
Domestic apparel wool		0152		167.1	167.1	167.1		
64's, staple 2 3/4 in. and up	lb.	0101		197.2	(³)	(³)	(³)	
62's, staple 3 in. and up	lb.	0106		184.2	(³)	(³)	(³)	
60's, staple 3 in. and up	lb.	0107		145.0	(³)	(³)	(³)	
58's, staple 3 1/4 in. and up	lb.	0108		140.2	(³)	(³)	(³)	
54's, staple 3 1/2 in. and up	lb.	0111		126.0	(³)	(³)	(³)	
Foreign wool		0153		238.6	222.2	212.4		
Apparel wool		01		210.1	189.2	181.1		
Australian 64's type 62	lb.	0101 .01		221.7	199.6	191.1	2.680	
Carpet wool		02		290.1	277.0	264.7		
Plant fibers, except cotton		0155		235.9	223.5	220.3		
Hard fibers		01		308.6	302.5	296.4		
Abaca, manila fiber, grade I	275 lb. bl.	0101 .01		274.0	251.3	240.0	53.000	
Soft (bast) fibers		02						
Jute, raw, bang tossa C	lb.	0231 .01		175.9	154.6	154.6	.255	
Fluid milk		016		278.9	281.9	285.0		
Milk eligible for fluid use		0161		265.9	269.8	273.2		
Milk, fluid use	100 lbs	0102 .02	06/73	204.9	207.8	210.5	13.628	
Milk, manufacturing grade		0162		314.3	313.2	315.0		
Milk, manufacturing grade	100 lbs	0101 .02	06/73	226.3	225.5	226.8	12.322	
Eggs		017		159.3	173.3	177.9		
Eggs, large	doz.	0171	12/71	0105	139.3	151.5	155.5	.694
Hay, hayseeds and oilseeds		018		219.3	201.8	194.3		
Hay		0181		193.4	217.6	205.5		
Alfalfa	ton	0101		190.6	214.4	202.5	42.500	
Hayseeds		0182		198.5	188.7	181.3		
Alfalfa hayseeds	100 lb.	0101 .02		173.2	163.2	158.5	79.333	
Clover	100 lb.	0111 .01		291.1	287.5	263.4	90.500	
Oilseeds		0183		225.4	200.1	193.3		
Flaxseed	bu.	0101		226.8	192.1	179.5	5.700	
Peanuts	lb.	0111 .01		244.8	259.5	252.8	.473	
Cottonseed	ton	0121		(³)	124.2	115.5	67.000	
Soybeans	bu.	0131 .01		231.6	201.0	194.4	5.340	
Other farm products		019		271.8	276.8	274.0		
Green coffee, cocoa beans, and tea		0191		308.9	300.4	300.5		
Green coffee		01		319.6	304.8	304.8		
Santos, no. 4	lb.	0101 .01		306.3	306.3	306.3	1.450	
Colombian, Manizales	lb.	0111		343.3	336.3	336.3	1.430	
Ambriz, two bb	lb.	0113 .01		328.2	289.8	289.8	.980	

See footnotes at end of table.

Table 6. Producer prices and price indexes for commodity groupings and individual items—Continued

(1967 = 100 unless otherwise indicated)

Commodity	Unit	Commodity code ¹	Other index base	Index			Price
				June 1982 ²	Sep. 1982 ²	Oct. 1982 ²	Oct. 1982
Green coffee, cocoa beans, and tea—Continued		0191					
Mexican, washed	lb.	0115		356.1	331.0	331.0	\$1.320
Cocoa beans		02		275.7	302.5	301.7	
Accra	lb.	0221		277.6	301.9	305.3	.880
Bahia	lb.	0222		271.9	302.6	294.9	.770
Tea		03					
Black	lb.	0331 .02		199.7	208.6	212.5	1.062
Leaf tobacco		0192					
Leaf tobacco	100 lb.	0101		266.5	282.9	277.5	
Nuts		0193					
Pecans (in shell)	lb.	0101		(³)	(³)	(³)	(³)
Processed foods and feeds		02		255.8	253.6	251.0	
Cereal and bakery products		021		252.7	254.1	253.2	
Bakery products		0211		274.0	276.4	276.1	
White pan bread		01		263.5	265.3	265.1	
White pan bread, northeast		0106 .99	12/68	252.0	(³)	(³)	
White pan bread, north central		0107 .99	12/68	259.3	(³)	(³)	
White pan bread, south		0108 .99	12/68	238.4	(³)	240.9	
White pan bread, west		0109 .99	12/68	278.4	(³)	280.3	
Other bread		04	12/80	109.3	111.1	111.1	
White hearth bread		0401 .99	12/80	108.2	108.5	108.7	
Dark wheat bread		0402 .99	12/80	109.6	113.1	113.1	
Rye bread		0403 .99	12/80	110.9	111.5	111.5	
Other variety bread		0404 .99	12/80	108.5	111.1	111.1	
Bread type rolls		05	12/80	108.2	109.0	108.8	
Hamburger and weiner rolls		0501 .99	12/80	107.2	107.7	107.9	
English muffins		0503 .99	12/80	111.6	114.4	114.3	
Other bread type rolls		0504 .99	12/80	112.8	114.0	111.2	
Bread stuffing, croutons, and bread crumbs		06					
Bread stuffing, croutons, and bread crumbs		0601 .99	12/80	104.4	(³)	104.4	
Sweet yeast goods		07	12/80	108.9	109.0	109.3	
Yeast raised doughnuts		0701 .99	12/80	109.8	109.8	109.8	
Other sweet yeast goods		0702 .99	12/80	108.6	108.8	109.2	
Soft cakes		08	12/80	104.6	105.9	104.9	
Snack cakes		0801 .99	12/80	105.6	(³)	(³)	
Other soft cakes		0802 .99	12/80	102.6	106.1	106.0	
Pies		09	12/80	106.5	106.5	106.2	
Snack pies		0901 .99	12/80	106.7	(³)	(³)	
Cake type doughnuts		12					
Cake type doughnuts		1201 .99	12/80	107.2	107.4	107.6	
Cookies and crackers		21		308.4	311.9	311.9	
Cookies	lb.	2101 .04		317.1	321.8	321.8	1.184
Crackers	lb.	2102 .01		298.5	298.5	298.5	.830
Flour and flour base mixes		0212		201.9	201.1	198.9	
Flour		01		184.3	180.1	178.6	
Standard patents, Buffalo	100 lb.	0101		186.2	186.7	187.0	12.290
95 pct. patents, Kansas City	100 lb.	0102 .01		(³)	(³)	(³)	(³)
Standard patents, Minneapolis	100 lb.	0103		171.4	171.0	169.6	10.388
Soft red winter wheat flour	100 lbs.	0109 .01	12/73	74.8	73.0	72.0	9.650
Standard patents, Portland, Oregon	100 lb.	0111 .01		167.2	167.8	166.1	10.433
Flour base mixes and doughs		02		243.4	250.2	246.3	
Flour base cake mix	lb.	0215 .04		230.6	230.6	230.6	
Milled rice		0213		180.3	183.0	183.0	
Rice, no.2, medium grain	lb.	0101		191.2	194.2	194.2	.165
Rice, no.2, long grain	lb.	0102		168.8	171.3	171.3	.175
Other cereals		0214		284.6	284.6	282.7	
Rolled oats	case/24	0102 .01		340.6	340.6	(³)	
Corn meal, white	lb.	0103 .03	12/72	234.4	234.4	234.4	.326
Macaroni	lb.	0104 .03		259.5	259.5	255.4	.621
Meats, poultry, and fish		022		271.2	265.7	256.9	
Meats		0221		266.5	258.8	247.6	
Beef and veal		01		267.4	241.0	228.2	
USDA choice beef carcasses		0102 .99		285.8	244.8	235.0	
USDA utility beef carcasses		0104 .99		239.5	215.8	204.0	
USDA good beef carcasses		0106 .99		267.4	251.0	237.5	
Other USDA graded and ungraded beef carcasses		0108 .99	12/80	107.9	98.9	91.1	
Primal and fabricated beef cuts		0111 .99	12/80	104.6	96.5	91.7	
Boneless beef including hamburger		0113 .99	12/80	92.1	90.4	89.7	
Variety meats (edible organs)		0115 .99	12/80	87.6	79.6	75.8	
Pork		04		257.1	278.4	265.2	
Slab bacon		0419 .99	12/80	121.7	143.3	128.8	

See footnotes at end of table.

Table 6. Producer prices and price indexes for commodity groupings and individual items—Continued

(1967=100 unless otherwise indicated)

Commodity	Unit	Commodity code ¹	Other index base	Index			Price °
				June 1982 ²	Sep. 1982 ²	Oct. 1982 ²	Oct. 1982
Meats—Continued							
Sliced bacon		0221					
Hams		0421 .99		280.3	315.5	283.0	
Boston butts		0423 .99		299.4	327.5	342.7	
Pork loins		0425 .99	12/70	317.3	364.7	299.9	
Other meats		0431 .99		240.6	251.9	240.1	
Frankfurters, skinless, all meat		05		278.8	278.0	273.5	
Bologna, all meat		0563 .99		281.5	274.8	262.6	
Fresh pork sausage, roll, artificial casing		0565 .99		270.6	275.3	273.4	
Canned luncheon meat, 12 oz. can	case/24	0567 .99		314.5	323.9	336.4	
		0569 .99		275.5	274.8	(³)	
Processed poultry							
Young chicken		0222		185.9	182.3	177.0	
Whole broilers, wet ice, grade A, bulk		03		180.0	172.5	163.3	
Other wet ice pack bulk broilers		0316 .99	12/69	169.9	161.7	152.7	
Tray pack broilers		0317 .99	12/81	112.0	105.7	100.9	
Frozen broilers		0319 .99	12/81	110.2	106.1	99.9	
Mature chicken: hens/fowl		0321 .99	12/81	109.9	114.6	110.1	
Turkeys		05	12/81	96.7	97.6	103.1	
Whole young hens, grade A, frozen		06		183.7	193.7	198.7	
Whole young toms, grade A frozen		0602 .99		167.2	(³)	189.2	
Other young turkey		0603 .99		193.8	214.2	217.2	
Further processed poultry/small game		0604 .99	12/81	120.0	(³)	121.0	
Turkey, cooked or smoked		08	12/81	103.6	104.7	104.6	
Chicken, cooked or smoked		0804 .99	12/81	106.1	(³)	(³)	
		0805 .99	12/81	101.3	101.9	101.6	
Fresh and processed fish							
Unprocessed fin fish		0223		423.3	435.2	444.5	
Haddock	100 lb.	01		465.6	480.1	487.6	
Halibut	lb.	0101		745.1	404.6	545.9	\$85.000
Salmon	lb.	0102		423.2	451.4	447.3	1.850
Yellow pike	lb.	0103 .01		484.8	530.9	530.9	2.300
Fresh processed fish		0107		(³)	(³)	(³)	(³)
Haddock fillets	lb.	02		426.5	439.0	509.0	
Shrimp	lb.	0211		657.2	441.6	504.7	2.400
Oysters	gal.	0212		(³)	(³)	590.1	6.500
Frozen processed fish		0213		269.8	279.7	279.7	21.250
Cod fillets	lb.	03		462.7	482.9	478.7	
Flounder fillets	lb.	0314	12/73	(³)	(³)	133.7	1.110
Ocean perch fillets	lb.	0315		409.2	415.5	415.5	1.650
Shrimp	lb.	0317		387.1	387.1	387.1	1.100
Frozen fish blocks	lb.	0318		592.6	620.8	606.7	6.450
Frozen fish sticks	lb.	0321 .01		476.4	472.1	480.8	1.110
Frozen fish portions	lb.	0322 .05		303.4	317.0	317.0	
Canned fish		0323 .03		367.0	362.8	367.6	1.333
Salmon, no. 1 tall can	case/48	04		367.1	361.7	361.7	
Tuna, 6 1/2 oz. can	case/48	0425		(³)	253.2	253.2	73.000
Sardines, Maine, 3 1/4 oz. can	case/100	0426		(³)	(³)	(³)	(³)
		0427		363.3	363.3	363.3	42.000
Dairy products							
Fresh processed milk		023		248.7	249.3	250.0	
North Eastern Region	1/2 gal.	0231		197.8	198.1	198.3	
North Central Region	1/2 gal.	0109 .02	04/74	146.2	146.2	146.8	
Southern Region	1/2 gal.	0111 .02	04/74	143.5	143.1	143.1	
Western Region	1/2 gal.	0113 .02	04/74	162.0	162.9	162.9	
		0115 .01	04/74	170.7	171.4	171.4	
Butter		0232		225.8	227.9	227.9	
Grade A and AA, New York	lb.	0111 .01		229.2	232.5	(³)	(³)
Grade A and AA, Chicago	lb.	0112		221.0	222.7	(³)	(³)
Grade A and AA, San Francisco	lb.	0113		225.1	225.1	(³)	(³)
Natural and processed cheese							
Natural cheese, except cottage cheese		0233		313.4	313.3	316.0	
American-type cheese		02	06/81	101.2	101.2	102.0	
Italian-type cheese		0211 .99	06/81	100.9	101.0	102.0	
Swiss cheese		0221 .99	06/81	101.4	101.0	101.4	
Other natural cheese, except cottage		0231 .99	06/81	100.4	(³)	(³)	
Processed cheese and related products		0251 .99	06/81	101.5	101.6	102.4	
Processed cheese		03	06/81	101.9	101.9	102.9	
Cheese food		0311 .99	12/72	218.8	218.7	221.1	
Cheese spread		0313 .99	06/81	106.2	106.3	107.2	
		0315 .99	06/81	105.8	106.1	107.3	
Ice cream							
Bulk	gal.	0234		235.7	238.3	238.3	
Pre-packaged, half gallons	gal.	0131 .08		221.0	225.2	225.2	4.203
		0132 .06		242.5	244.4	244.4	4.253
Concentrated milk products							
Milk, evaporated, whole, 14 1/2 oz. can	case/48	0235		409.8	409.8	409.8	
Milk, nonfat, dry	lb.	0141		312.0	312.0	312.0	22.020
		0171		461.5	461.5	461.5	.951

See footnotes at end of table.

Table 6. Producer prices and price indexes for commodity groupings and individual items—Continued

(1967=100 unless otherwise indicated)

Commodity	Unit	Commodity code ¹	Other index base	Index			Price
				June 1982 ²	Sep. 1982 ²	Oct. 1982 ²	Oct. 1982
Processed fruits and vegetables		024		275.8	273.2	273.7	
Canned fruits and juices		0241		287.8	281.2	281.6	
Canned fruits		01		256.6	245.4	246.3	
Applesauce		0101 .99		252.3	253.5	252.3	
Apples		0102 .99	06/81	101.6	101.6	100.5	
Fruits for salads		0122 .99	06/81	91.2	90.9	92.2	
Fruit pie fillings		0123 .99	06/81	96.7	87.3	87.3	
Olives		0125 .99	06/81	130.1	127.4	127.4	
Peaches		0126 .99		302.2	289.5	286.7	
Pears		0131 .99		196.9	199.7	206.1	
Canned fruit juices		02		337.3	337.7	337.4	
Pineapple juice		0251 .99		497.3	485.1	501.1	
Grapefruit juice		0253 .99		301.6	301.6	301.6	
Apple juice		0255 .99		364.9	364.9	355.8	
Other whole fruit juices and mixtures		0259 .99	06/81	104.2	104.2	104.2	
Frozen fruits, juices and ades		0242		301.5	301.9	301.9	
Frozen fruits		02	06/81	104.8	105.2	105.4	
Frozen blueberries		0206 .99	06/81	102.0	107.5	109.6	
Frozen juices and ades		03	06/81	92.6	92.7	92.6	
Frozen orange juice		0301 .99		308.4	307.8	307.7	
Frozen lemonade		0302 .99	06/81	92.0	92.8	92.8	
Frozen grape juice		0303 .99	06/81	106.0	108.3	108.3	
Grapefruit juice		0304 .99	06/81	86.4	83.3	83.3	
Other frozen fruit and berry juice, concentrate		0311 .99	06/81	100.6	101.0	101.0	
Citrus pulp		0321 .99	06/81	84.4	84.3	84.3	
Dried and dehydrated fruits		0243		407.2	406.9	412.5	
Prunes, 1 lb. pkg.	case/24	0101 .03	12/67	281.7	284.2	284.2	\$18.571
Raisins, 15 oz. pkg.	case/24	0102 .02	12/67	448.0	445.5	454.6	24.990
Canned vegetables and juices		0244		245.2	240.6	240.6	
Beets		0103 .99	06/81	112.3	115.7	115.9	
Carrots		0104 .99	06/81	97.1	97.2	(³)	
Sweet corn whole kernel		0107 .99		217.2	201.2	201.1	
Fresh lima beans		0109 .99	06/81	105.3	101.5	102.5	
Green peas		0111 .99		198.2	192.4	192.4	
Beans, green and wax		0117 .99		187.1	186.0	186.3	
Spinach		0123 .99	06/81	115.9	115.9	115.7	
Vegetable combinations		0125 .99	06/81	103.0	109.4	111.1	
Tomatoes		0126 .99		241.5	243.4	239.2	
Tomato paste		0128 .99	06/81	123.0	118.2	118.2	
Tomato pulp and puree		0131 .99	06/81	118.8	111.0	110.9	
Tomato sauce		0133 .99		258.4	255.7	256.3	
Catsup		0137 .99		280.6	274.0	275.3	
Tomato juice		0141 .99		283.5	283.1	281.3	
Mushrooms		0144 .99	12/67	180.2	178.4	179.2	
White potatoes		0146 .99	06/81	120.7	120.5	120.8	
Frozen vegetables		0245		280.1	284.1	284.7	
Frozen green peas		0101 .99		310.2	312.4	(³)	
Frozen green beans		0103 .99	06/81	108.0	110.1	110.8	
Frozen broccoli		0104 .99	06/81	101.3	101.3	(³)	
Frozen Brussels sprouts		0105 .99	06/81	115.7	115.7	115.6	
Frozen French fried potatoes		0108 .99		281.4	291.8	293.2	
Other frozen potato products		0109 .99	06/81	107.4	105.9	109.1	
Frozen cauliflower		0111 .99	06/81	110.3	111.0	110.9	
Frozen spinach		0112 .99	06/81	103.0	103.0	(³)	
Frozen succotash		0113 .99	06/81	111.8	110.1	109.4	
Other frozen combinations		0115 .99	06/81	110.2	110.2	110.2	
Frozen carrots		0116 .99	06/81	114.2	112.7	112.9	
Frozen sweet cut corn, yellow		0117 .99	06/81	123.9	(³)	119.3	
Frozen sweet cob corn, yellow		0118 .99	06/81	119.2	119.2	118.5	
Other frozen vegetables		0121 .99	06/81	106.5	(³)	107.1	
Dried and dehydrated vegetables		0246					
Potatoes, instant mashed	lb.	0101 .09	12/67	181.8	187.1	187.1	.563
Sugar and confectionery		025		269.1	279.1	276.7	
Raw cane sugar		0252					
Raw cane sugar		0101 .99		285.9	297.2	292.2	
Refined sugar		0253					
Granulated sugar		03	12/77	161.0	169.7	167.4	
Consumer units and individual services		0301 .99	06/82	100.0	105.5	103.4	
Commercial units and bulk		0302 .99	06/82	100.0	106.7	103.7	
Liquid sugar or sugar syrup		06	06/82	100.0	105.1	103.2	
Liquid sugar or sugar syrup		06	06/82	100.0	104.4	104.5	
Confectionery materials		0254	12/77	153.7	141.9	141.6	

See footnotes at end of table.

Table 6. Producer prices and price indexes for commodity groupings and individual items—Continued

(1967 = 100 unless otherwise indicated)

Commodity	Unit	Commodity code ¹	Other index base	Index			Price
				June 1982 ²	Sep. 1982 ²	Oct. 1982 ²	Oct. 1982
Confectionery materials—Continued							
Honey, extracted	lb.	0101 .01		305.2	306.3	305.2	
Chocolate coating, milk	lb.	0102 .05		253.3	251.5	249.7	
Corn syrup	100 lb.	0103 .01		252.5	223.5	223.5	\$10.481
Confectionery end products							
Candy bars		01	12/77	119.4	126.1	126.1	
Solid chocolate bars	lb.	0101 .02	12/77	114.7	122.4	122.4	
Chewing gum		02		257.4	303.4	303.4	
Chewing gum	case	0201		321.7	321.7	321.7	183.399
Beverages and beverage materials							
Alcoholic beverages							
Malt beverages		01		198.6	199.1	199.2	
Bottled beer		0101 .99		195.1	194.7	194.9	
Canned beer		0103 .99		197.3	194.3	197.0	
Barrels and kegs		0105 .99	06/82	189.0	190.2	188.9	
Other malt beverages		0107 .99	06/82	100.0	100.0	100.0	
Distilled spirits		02		100.0	101.2	101.3	
Whiskey, straight bourbon, fifth	case/12	0211 .03		181.0	181.8	181.8	
Whiskey, spirit blend, fifth	case/12	0212 .07		160.3	160.3	(³)	
Wine		03		208.7	211.0	211.0	
Still table, fifth	case/12	0321 .03		255.3	258.8	258.8	
Still dessert, fifth	case/12	0322 .04		259.4	264.1	264.1	
Soft drinks		0262		264.4	265.7	265.7	
Cola, excluding diet cola		01		318.0	318.6	321.6	
Cola, bottled, excluding diet cola		0106 .99		323.3	324.3	327.9	
Cola, cans, excluding diet cola		0121 .99	06/81	330.3	331.0	332.9	
Cola, bulk, excluding diet cola		0131 .99	06/81	96.8	97.5	100.4	
Other carbonated drinks		05	06/81	102.6	(³)	103.2	
Carbonated orange soda		0502 .99	06/81	106.2	106.4	107.2	
Lemon, lime and lemon-lime		0503 .99	12/68	102.9	103.8	104.1	
Root beer and sarsaparilla		0504 .99	06/81	260.7	262.7	264.6	
Ginger ale		0505 .99		105.0	107.0	107.1	
Carbonated grape soda		0506 .99	06/81	293.6	297.7	299.1	
Club soda		0507 .99		102.1	102.1	(³)	
Other carbonated nondiet soda		0509 .99	06/81	238.0	238.8	238.8	
Diet cola		0511 .99	06/81	108.2	107.3	107.3	
Other carbonated diet soda		0519 .99	06/81	105.5	105.5	109.1	
Noncarbonated soft drinks		06	06/81	109.4	109.3	111.0	
Other noncarbonated fruit drinks and ades		0609 .99	06/81	105.1	104.8	104.8	
Other noncarbonated fruit drinks and ades		0609 .99	06/81	107.4	107.0	107.0	
Packaged beverage materials							
Coffee (whole bean, ground, & instant)		01		323.1	320.0	321.8	
Ground roasted coffee		0101 .99		336.9	332.4	334.7	
Soluble (instant) coffee		0103 .99		347.6	342.3	345.5	
Cocoa		02		301.5	298.9	300.1	
Powdered, sweetened, lb. pkg	lb.	0206 .03		348.1	353.2	353.2	1.242
Tea		03		207.9	207.9	207.9	
Bags	lb.	0311 .03		207.9	207.9	207.9	4.561
Loose	lb.	0312 .10		222.0	222.0	222.0	3.301
Other beverage materials							
Malt	34 lb.	0101 .01		259.8	251.2	251.2	4.709
Flavoring syrup (fountain)	gal.	0103 .04		198.4	198.4	198.4	
Kola syrup, for use by bottlers	gal.	0105 .08	12/68	179.6	185.6	192.0	
Fats and oils							
Animal fats and oils							
Lard commercial sizes (over 3 lbs)		0103 .99	12/80	324.9	310.6	309.9	
				109.1	101.7	102.1	
Crude vegetable oils							
Soybean oil, crude, not degummed		0101 .99		168.1	149.4	162.1	
Soybean oil, crude, degummed		0105 .99	06/80	187.0	165.4	194.6	
Cottonseed oil	lb.	0111 .01		92.5	82.0	82.1	
Peanut oil	lb.	0121 .01		117.9	101.1	92.6	.165
Corn oil	lb.	0131 .01		214.2	181.9	177.9	.220
Coconut oil	lb.	0141 .02		207.3	185.2	202.9	.230
				187.9	178.5	180.4	.240
Shortening and cooking oils							
Shortening, consumer sizes		0102 .99	12/81	238.5	233.4	232.0	
Shortening, animal or veg/animal, commercial sizes		0104 .99	12/81	100.3	100.5	100.1	
Shortening, 100% vegetable, commercial sizes		0106 .99		(³)	(³)	103.2	
Margarine		0121 .99		211.6	202.4	199.7	
Salad and cooking oils		0133 .99	12/81	237.0	232.3	232.8	
All other fully refined oils		0165 .99	12/81	98.1	96.7	96.7	
				99.7	96.9	94.0	
Miscellaneous processed foods							
		028		248.6	246.9	247.7	

See footnotes at end of table.

Table 6. Producer prices and price indexes for commodity groupings and individual items—Continued

(1967 = 100 unless otherwise indicated)

Commodity	Unit	Commodity code ¹	Other index base	Index			Price
				June 1982 ²	Sep. 1982 ²	Oct. 1982 ²	Oct. 1982
Jams, jellies, and preserves		0281		307.1	296.1	307.8	
Strawberry jams and preserves		0101 .99		299.6	313.4	(³)	
Other jams and preserves		0103 .99	06/81	111.6	112.2	112.2	
Grape jellies		0111 .99		293.5	289.8	272.6	
Other jellies		0117 .99	06/81	127.8	(³)	128.3	
Pickles and pickle products		0282		300.7	301.5	302.4	
Dill or sour pickles		0101 .99		291.4	292.4	294.6	
Sweet pickles		0103 .99	06/81	107.3	107.3	107.3	
Other finished pickle products		0104 .99	06/81	104.3	104.7	104.7	
Unfinished pickle products		0105 .99	06/81	104.2	105.2	(³)	
Processed eggs		0283		180.9	176.9	167.4	
Frozen or liquid whole eggs		0101 .99		159.7	155.8	161.6	
Dried whole eggs		0102 .99		155.7	153.6	160.5	
Frozen or liquid egg yolks		0107 .99	12/81	83.5	89.3	91.8	
Specialties		0284		238.2	237.3	237.5	
Pork and beans, no. 300 can	doz.	0151 .03		305.9	301.7	302.8	\$4.005
Spaghetti no. 300 can	doz.	0153 .02		229.5	229.5	229.5	2.750
Other frozen processed foods		0285		242.4	242.4	242.3	
Frozen beef pie	lb.	0102	12/75	183.2	183.2	183.2	
Meat sauces		0286	06/81	106.1	107.8	107.8	
Meat sauces		01	06/81	106.1	107.8	107.8	
Prepared mustard		0101 .99	06/81	101.3	106.5	106.5	
Other miscellaneous processed foods		0289		240.3	238.0	239.2	
Salad dressings		0101 .99	06/81	102.4	102.4	103.2	
Mayonnaise		0103 .99		224.2	223.9	225.0	
Other spoon-type dressings		0105 .99	06/81	100.0	100.0	100.0	
French dressing		0108 .99	06/81	99.1	98.8	98.8	
Other pourable-type dressings		0113 .99	06/81	101.4	101.7	101.7	
Pepper, whole, black	lb.	0131		179.8	179.8	183.7	.705
Peanut butter, 12 oz. jar	doz.	0141 .03		292.3	281.4	281.4	
Prepared animal feeds		029		216.4	204.5	200.1	
Grain by-product feeds		0291		213.9	193.3	182.8	
Bran	ton	0101		197.0	154.3	142.4	60.000
Middlings	ton	0111		188.3	146.4	132.5	57.000
Gluten feed, corn	ton	0121		231.7	237.9	221.4	107.000
Vegetable cake and meal feeds		0292		252.1	225.2	216.6	
Cottonseed meal	ton	0101		201.7	208.3	198.8	150.000
Soybean meal		0111 .99		254.6	224.6	216.5	
Formula feeds		0293		204.7	193.9	190.1	
Broiler feed, complete		0101 .99		198.5	180.1	172.3	
Egg layer feed		0103 .99		214.8	202.4	197.9	
Starter-grower feed, complete		0105 .99	12/80	76.9	70.0	67.2	
Turkey feed, complete		0107 .99	12/80	84.3	76.0	74.1	
Dairy feed		0121 .99		198.8	190.0	187.8	
Beef cattle feed		0131 .99		190.6	187.8	186.5	
Swine feed		0141 .99		206.2	197.5	194.5	
Horse & mule feed		0151 .99	12/80	99.7	97.2	95.6	
Miscellaneous feedstuffs		0294		198.7	200.1	199.5	
Other than pet food		03	12/79	92.9	86.5	85.6	
Meat meal		0301		234.3	212.0	206.4	185.000
Dry tankage		0303 .02		228.6	204.4	199.5	206.250
Fish meal		0305		251.2	228.9	234.7	324.160
Grain, ground, rolled		0307 .99	12/80	72.9	71.5	71.0	
Mineral mixture		0309 .99	12/80	107.1	103.8	104.0	
Sugar beet pulp, all forms		0313 .99	06/82	100.0	112.4	112.4	
Textile products and apparel		03		205.0	203.8	202.6	
Synthetic fibers		031	12/75	162.8	163.4	162.0	
Unprocessed filament yarns		0315	12/75	165.4	167.3	167.1	
Non-cellulosic		02		173.8	175.5	175.3	
Nylon textile yarn, selected deniers		0214 .99	06/81	105.2	103.7	103.7	
Staple, tow, and fiberfill		0318	06/81	102.5	101.5	99.4	
Cellulosic		01					
Viscose		0101	12/75	165.7	164.0	162.8	.857
Non-cellulosic		02	06/81	102.8	101.9	99.5	
Nylon and aramid		0201 .99	06/81	109.6	108.0	108.0	
Acrylic and modacrylic		0202 .99	06/81	101.4	100.7	93.4	

See footnotes at end of table.

Table 6. Producer prices and price indexes for commodity groupings and individual items—Continued

(1967 = 100 unless otherwise indicated)

Commodity	Unit	Commodity code ¹	Other index base	Index			Price
				June 1982 ²	Sep. 1982 ²	Oct. 1982 ²	Oct. 1982
Staple, tow, and fiberfill—Continued							
Polyester		0318					
Polyester		0203 .99	06/81	99.3	98.7	98.3	
Other non-cellulosic staple, tow, and fiberfill		0211 .99	06/81	103.9	104.0	102.4	
Processed yarns and threads							
		032	12/75	139.4	136.6	129.5	
Yarns							
		0326	12/75	137.4	134.3	126.6	
Cotton		01		240.3	238.8	237.3	
Cotton yarn, combed knitting, 30's	lb.	0101 .05		215.8	213.2	210.2	\$1.854
Cotton yarn, carded weaving, 20/2's	lb.	0103 .02		266.4	264.8	264.8	1.713
Cotton yarn, carded knitting, 20's	lb.	0105 .03		265.4	265.1	264.0	1.510
Wool		02					
Wool knitting yarn, 2/20's	lb.	0221 .01	12/75	181.9	180.4	178.0	3.702
Synthetic		03		123.4	129.8	120.1	
Textured nylon yarn, 70 denier	lb.	0331 .01	12/75	158.1	158.2	157.3	2.845
Nylon filament yarn, 1300 denier	lb.	0332 .01	12/75	163.1	163.1	162.6	2.067
Spun nylon yarn 15-18	lb.	0333	12/75	136.4	136.8	136.8	1.818
Nylon bcf yarn, 1300 denier	lb.	0334 .02	12/76	137.7	140.8	(³)	(³)
Polyester/cotton, 18's	lb.	0345	12/75	135.4	136.8	134.4	1.867
Spun acrylic, 6 denier	lb.	0351 .04	12/75	149.3	146.5	147.4	2.625
Spun viscose rayon, 1.5 denier	lb.	0361 .01	12/75	158.6	159.3	160.3	1.623
Threads							
		0327	12/75	162.8	163.5	163.3	
Cotton		01		286.4	286.4	286.4	
Cotton thread, industrial use	cone	0101	12/75	170.7	170.7	170.7	5.610
Synthetic		03		145.6	147.6	147.3	
Polyester thread, industrial use	cone	0322 .01	12/75	154.6	155.1	154.7	5.603
Corespun thread, industrial use	cone	0331	12/75	151.6	151.6	151.2	7.197
Gray fabrics							
		033	12/75	146.0	143.5	143.6	
Broadwovens							
		0337	12/75	145.6	143.0	143.2	
Cotton		01		12/75	154.5	149.4	149.4
Plain printcloth		0101 .99	12/75	157.7	146.1	139.8	
Sheeting		0103 .99	12/75	144.1	(³)	(³)	
Osnaburg		0105 .99	06/76	127.5	127.4	124.6	
Cotton duck & allied fabrics		0109 .99	06/76	161.1	144.9	151.2	
Drill		0111 .99	12/75	152.9	148.1	145.6	
Sateen		0113 .99	12/75	116.4	112.0	112.0	
Corduroy		0117 .99	12/80	84.1	77.9	76.4	
All other gray cotton fabrics		0119 .99	12/80	113.8	(³)	113.4	
Synthetic		03		12/75	143.9	142.3	142.7
100% filament nylon taffeta		0341 .99	12/75	134.4	132.2	131.4	
100% spun polyester/cotton bed sheeting		0353 .99	06/81	105.3	107.0	107.2	
100% spun polyester/cotton broadcloth		0359 .99	06/81	(³)	95.2	98.1	
100% spun polyester/cotton twill		0361 .99	06/81	(³)	95.2	95.1	
100% spun polyester/cotton plain print cloth		0363 .99	12/75	(³)	137.4	135.6	
100% spun polyester/cotton, other weaves		0367 .99	06/81	(³)	99.9	100.0	
100% spun polyester/rayon fabric		0369 .99	06/81	101.0	96.8	97.7	
Speciality fabric		0371 .99	06/81	91.2	90.2	90.4	
Other		04		125.3	127.4	127.6	
Burlap	yd.	0461 .01		90.7	98.3	104.1	26.750
Knits							
		0338	12/75	152.3	151.2	151.2	
Circular knits, except hosiery		03	06/81	102.7	103.1	103.1	
Circular knits, except hosiery		0301 .99	06/81	102.7	103.1	103.1	
Finished fabrics							
		034	12/75	124.0	123.8	123.4	
Broadwovens							
		0342	12/75	138.6	137.9	137.7	
Cotton		01		12/75	148.5	145.3	145.0
Corduroy	yd.	0101 .03	12/75	133.8	128.9	126.8	2.263
Denim, over 10 oz.	yd.	0108 .02	12/75	126.7	120.6	119.7	
Wool		02		185.7	184.4	184.4	
Women's wool/nylon sportswear fabric	yd.	0221 .03	12/75	161.3	159.3	159.3	5.750
Men's wool outer jacketing	yd.	0232 .02	06/76	149.2	149.2	149.2	6.990
Synthetic		03		12/75	124.2	125.3	125.1
Velvet domestic upholstery fabric	yd.	0361 .02	06/76	(³)	143.1	143.1	7.286
Knits							
		0343	12/75	107.4	107.7	106.8	
Circular knit outerwear fabric		04	06/81	96.6	97.3	96.4	
100% spun yarn single knits		0403 .99	06/81	99.0	99.0	98.9	
100% filament yarn interlock or eightlock dbl. knits		0409 .99	06/81	103.5	99.4	97.8	
100% spun yarn interlock or eightlock double knits		0413 .99	06/81	(³)	102.9	(³)	
Other circular knit fabric		05	06/81	97.2	96.8	96.5	
Underwear and nightwear fabric		0501 .99	06/81	100.0	98.0	98.0	
High pile fabric		0503 .99	12/75	(³)	137.1	136.4	
Warp knit outerwear fabric		06	06/81	96.8	96.5	95.6	
Warp knit underwear and nightwear fabric		07	06/81	98.7	98.7	97.3	
Chiefly nylon tricot, simplex, & milanese fabrics		0703 .99		(³)	164.1	164.0	

See footnotes at end of table.

Table 6. Producer prices and price indexes for commodity groupings and individual items—Continued

(1967=100 unless otherwise indicated)

Commodity	Unit	Commodity code ¹	Other index base	Index			Price
				June 1982 ²	Sep. 1982 ²	Oct. 1982 ²	Oct. 1982
Apparel & other fabricated textile prods		038	12/77	131.7	131.1	131.0	
Apparel		0381		195.0	193.5	193.5	
Women's		01		173.5	171.1	171.2	
Women's unit priced dresses		0113 .99	12/77	125.0	123.7	123.8	
Skirts	per unit	0122 .13	12/77	(³)	(³)	117.1	
Cut and sewn blouses and shirts	per unit	0152 .05	12/77	129.2	127.5	127.5	
Sweaters	per unit	0155 .17		163.4	168.4	(³)	
Untrimmed coats and capes	per unit	0163 .10		164.9	166.0	166.0	
Pantyhose	per unit	0172 .09	12/71	101.0	(³)	(³)	
Brassieres		0174 .99		213.9	219.5	218.4	
Girdles, corsets, combinations & accessories		0175 .99		172.3	176.0	176.0	
Panties		0176 .99	12/77	144.2	144.2	144.9	
Slips, half slips, and petticoats		0177 .99	12/77	142.7	142.7	142.7	
Nightwear		0178 .99		155.1	156.2	157.3	
Robes, dressing gowns, etc.	per unit	0179 .11	12/77	(³)	(³)	(³)	
Men's and boys'		02		220.5	221.1	221.1	
Men's reg. wt. bus. suit, all wool or wool blend		0204 .99	12/80	(³)	112.4	112.4	
Men's reg. wt. bus. suit, cotton or cotton blend		0205 .99	12/80	110.6	111.5	111.5	
Men's trousers, except uniform, chiefly wool		0211 .99	12/81	100.9	101.4	101.4	
Men's trousers, except uniform, chiefly cotton		0213 .99	12/81	107.9	106.9	106.9	
Men's trousers, except uniform, other fabrics		0215 .99	12/81	104.2	104.3	104.1	
Men's denim jeans and jean cut casual slacks		0217 .99	12/81	100.1	98.7	98.7	
Men's corduroy jean and jean cut casual slacks		0218 .99	12/81	100.0	98.6	97.3	
Men's washable service apparel		0221 .99	12/81	99.2	99.7	(³)	
Men's one-piece work suits		0222 .99	12/81	98.6	98.6	98.5	
Men's work pants		0225 .99		231.7	231.1	231.1	
Men's dungarees and overalls		0227 .99	12/77	145.3	145.4	145.5	
Men's dress and business shirts		0233 .08	12/77	132.3	135.8	135.8	
Men's knit pullover golf apparel		0239 .08	12/77	131.0	132.5	132.5	
Men's bus. type sport coat, wool or wool blend		0254 .99	12/80	114.6	115.9	115.9	
Men's light weight outer coat		0263 .01	12/77	140.6	140.6	140.6	
Men's socks		0272 .02	12/77	141.8	141.6	141.6	
Men's and boy's knit undershirts		0274 .99		259.2	259.2	259.2	
Men's and boy's knit shorts and briefs		0275 .99	12/77	137.5	138.7	139.0	
Men's and boys' thermal underwear and union suits		0277 .99	06/82	100.0	100.5	100.5	
Men's and boys' nightwear		0278 .15		228.0	228.0	228.0	
Men's and boys' ties		0282 .09	12/73	127.4	127.4	127.4	
Hats and caps	per unit	0285 .03	12/77	133.4	132.0	132.0	
Men's and boys' work gloves and mittens		0287 .04		292.9	291.3	290.2	
Boy's sport shirts		0288 .03	12/77	141.7	141.7	141.7	
Boys' dress and sport trousers		0292 .99	12/81	101.0	101.0	101.0	
Boys' denim jeans and jean-cut casual slacks		0293 .99	12/81	100.0	101.5	101.5	
Boys' jeans & jean-cut casual slacks, other fabrics		0294 .99	12/81	98.9	99.1	99.1	
Boys' work clothing, except jeans and work shirts		0295 .99	12/81	100.0	100.0	100.0	
Girls', children's and infants'		03		197.3	192.8	192.8	
Children's dresses	per unit	0334 .07	12/77	116.9	114.6	114.6	
Knee socks		0364 .02	12/77	137.4	138.6	138.6	
Underwear		0368 .99	06/82	100.0	100.0	100.0	
Nightwear		0369 .99	06/82	100.0	(³)	(³)	
Textile housefurnishings		0382		239.7	242.5	240.5	
Bed clothes		01	12/77	138.5	138.0	135.9	
Bedspreads and bedsets	per unit	0102 .10		247.4	242.7	242.7	
Flat sheets, except crib size	per unit	0132 .01	12/77	138.2	138.6	135.2	
Fitted sheets, except crib size	per unit	0133 .02	12/77	142.4	142.3	140.2	
Pillowcases	per unit	0152 .04	12/77	137.2	139.4	134.9	
Bath & kitchen products		02	12/77	142.5	141.7	141.7	
Shower and bath curtains	per unit	0232 .05	12/69	210.1	210.1	210.1	
Window and furniture accessories		04	12/77	129.6	136.7	136.7	
Draperies	per unit	0432 .07	12/69	167.5	178.7	178.7	
Fabricated products, n.e.c.		0383	12/77	134.4	135.1	135.5	
Camping equipment		02					
Camping tents	per unit	0212 .03	12/77	130.6	134.2	138.4	
Industrial products		03	12/77	134.9	135.2	135.2	
Cordage, twine and rope	per unit	0322 .06		259.4	262.6	262.6	
Tarpaulins	per unit	0332 .01	12/77	163.8	(³)	(³)	
Industrial and institutional towels	per unit	0342 .02	12/77	137.6	137.6	137.6	
Hides, skins, leather, and related products		04		261.8	264.8	264.7	
Hides and skins		041					
Cattle hides		0411		361.8	335.2	324.8	
Packer, branded cow		0102 .99		302.9	299.6	287.8	
Packer, native steer, heavy		0111 .99		342.1	345.2	336.4	
Packer, butt brander		0114 .99	12/80	96.4	91.4	92.1	
Other cattle hides		0116 .99	12/80	93.7	83.8	80.1	
Leather		042		307.7	309.2	309.5	

See footnotes at end of table.

Table 6. Producer prices and price indexes for commodity groupings and individual items—Continued

(1967 = 100 unless otherwise indicated)

Commodity	Unit	Commodity code ¹	Other index base	Index			Price
				June 1982 ²	Sep. 1982 ²	Oct. 1982 ²	Oct. 1982
Finished cattlehide and kipside leather		0421		311.8	315.0	315.7	
Sole leather		01		313.0	317.8	308.6	
Light bends		0101 .01		(³)	(³)	(³)	
Upper leather, including patent		02		293.7	297.4	298.4	
Dress and casual shoe		0201 .99	06/81	95.7	97.2	97.7	
Other upper leather		0202 .99	06/81	100.2	99.7	99.1	
Other grains		03	06/81	104.7	106.2	106.9	
Bag, case, and strap leather		0301 .99	06/81	104.2	102.4	102.8	
Garment leather		0302 .99	06/81	100.9	100.9	100.9	
Finished splits		04	06/81	81.8	78.6	80.5	
Finished splits		0401 .99	06/81	81.8	78.6	80.5	
Finished sheep and lamb leather		0423		348.6	348.6	347.6	
Garment leather		0103 .99	12/69	388.5	(³)	387.4	
Rough, crust, and wet blue		0425					
Rough, crust, and wet blue		01	06/81	66.3	62.1	62.9	
Rough, crust, and wet blue		0101 .99	06/81	66.3	62.1	62.9	
Footwear		043		244.2	248.2	249.2	
Men's footwear		0431		278.2	286.2	286.6	
Men's leather upper footwear		01		278.5	287.2	287.7	
Dress and casual shoes		0113 .99	12/80	101.2	(³)	107.0	
Boots		0115 .99	12/80	112.2	112.2	110.8	
Work shoes or boots		0117 .99	12/80	110.4	110.7	110.7	
Other leather upper footwear		0119 .99	12/80	107.0	107.8	107.8	
Men's non-leather upper footwear		03					
Men's non-leather upper footwear		0301 .99	12/80	103.5	103.6	103.6	
Women's footwear		0432		223.1	224.9	226.4	
Women's leather upper footwear		01		218.5	220.4	222.3	
Dress shoes		0101 .99	12/80	99.9	102.8	102.8	
Casual shoes		0103 .99	12/80	98.9	98.7	(³)	
Sandals		0105 .99	12/80	102.7	104.1	104.1	
Boots		0107 .99	12/80	107.7	107.7	(³)	
Other leather upper footwear		0109 .99	12/80	109.6	110.4	110.4	
Women's plastic upper footwear		03					
Women's plastic upper footwear		0301 .99	12/80	104.1	104.3	104.6	
Casual shoes		0303 .99	12/80	103.7	(³)	(³)	
Children's footwear (size 8 1/2 - 12)		0433		206.1	207.0	207.0	
Children's leather upper footwear		0141 .99	06/80	110.5	111.1	111.1	
Children's non-leather upper footwear		0143 .99	06/80	104.0	104.3	104.3	
Misses' footwear (size 12 1/2 - 2 1/2)		0434					
Misses' leather upper footwear		0147 .99	06/80	99.8	99.8	100.0	
Misses non-leather upper footwear		0149 .99	06/80	98.4	98.4	98.7	
Misses non-leather upper footwear				(³)	(³)	102.4	
Youths', boys' ftwear. (size 12 1/2-6)		0435		111.5	111.5	113.3	
Youths' and boys' leather upper footwear		0153 .99	06/80	111.0	111.0	111.0	
Infants', babies' ftwear. (size 1-8)		0436		109.8	109.8	110.1	
Infants' and babies' leather upper footwear		0159 .99	06/80	106.8	107.0	107.5	
Infants' and babies' non-leather upper footwear		0161 .99	06/80	112.7	(³)	(³)	
Athletic footwear		0437		102.2	102.7	102.7	
Athletic footwear designed for sports		0165 .99	06/80	(³)	112.8	(³)	
Other footwear		0438					
Other footwear		0169 .99	06/80	105.5	105.6	105.6	
Other leather and related products		044		245.6	252.9	252.4	
Luggage and small leather goods		0441		195.9	206.9	206.9	
Week-end case, women's, nonleather	ea.	0111 .10		(³)	248.4	248.4	\$42.323
Attache case, non-leather	ea.	0122 .05	12/67	173.5	232.6	232.6	21.663
Women's & children's handbags & purses		0128 .99	06/82	100.0	100.5	100.5	
Other personal leather goods		0132 .99	06/82	100.0	100.9	100.9	
Gloves		0442					
Men's dress leather gloves	doz.	0101 .05		341.0	321.9	321.9	150.182
Industrial leather		0443		371.4	371.4	371.4	
Footwear cut stock		0444		375.3	375.3	370.7	
Cut soles, men's	pr.	0101 .04		442.8	442.8	437.4	2.700
Fuels and related products and power		05		677.3	701.8	699.6	
Coal		051		533.6	541.4	539.7	

See footnotes at end of table.

Table 6. Producer prices and price indexes for commodity groupings and individual items—Continued

(1967 = 100 unless otherwise indicated)

Commodity	Unit	Commodity code ¹	Other index base	Index			Price
				June 1982 ²	Sep. 1982 ²	Oct. 1982 ²	Oct. 1982
Anthracite		0511		637.5	637.4	637.4	
Chestnut		0101 .99		574.9	574.9	574.9	
Buckwheat no. 1		0103 .99		715.7	715.7	715.7	
Buckwheat no. 2		0104 .99	06/80	150.4	150.4	150.4	
Buckwheat no. 4		0106 .99	06/80	125.7	125.7	125.7	
Buckwheat no. 5		0107 .99	06/80	108.6	(³)	108.6	
Stove		0109 .99	06/80	140.8	140.6	140.6	
Pea		0111 .99	06/80	148.5	148.5	148.5	
Bituminous coal		0512		529.3	537.3	535.6	
Industrial sizes, spot & prepared		02		425.0	466.5	437.1	
Steam electric utility		0209 .99	12/73	131.0	147.3	(³)	
Metallurgical, high volatile		0212 .99		(³)	781.2	781.2	
Industrial sizes, contract (prepared)		03	06/76	150.5	151.7	152.0	
Steam electric utility		0301 .99	06/76	185.6	187.8	188.1	
Manufacturing		0302 .99	06/76	130.4	129.3	132.5	
Metallurgical, high volatile		0303 .99	06/76	107.5	106.1	106.2	
Metallurgical, low volatile		0304 .99	06/76	116.7	116.8	117.6	
Export		0321 .99	06/82	100.0	100.4	99.0	
Unprepared bituminous coal and lignite		04					
Unprepared bituminous coal and lignite		0402 .99	12/81	107.9	108.7	108.9	
Coke oven products		052		462.0	460.7	453.0	
Coke		0522		(³)	465.7	463.4	
Other coke oven products		0199 .99	06/82	100.0	(³)	96.0	
Gas fuels		053		1,027.5	1,116.6	1,133.6	
Natural gas ⁴		0531		1334.1	1411.5	1399.4	
Interstate	mcf	0102 .02		421.1	449.5	444.1	\$2.846
Intrastate	mcf	0103 .04		215.9	223.9	(³)	(³)
Imported	mcf	0104 .01		259.9	272.3	271.3	5.117
Liquefied petroleum gas		0532		543.9	655.6	722.0	
Propane	gal.	0104 .02	06/77	144.1	180.5	197.9	.463
Butane	gal.	0105 .03	06/77	258.7	311.7	316.1	.713
Ethane	gal.	0106	06/77	114.9	117.3	146.8	.211
Electric power		054		405.7	415.4	409.1	
Commercial power, 40 kw demand		0542		341.1	349.4	342.6	
New England	10,000 kwh	1101 .02	12/70	328.0	331.1	322.2	901.331
Mid-Atlantic	10,000 kwh	1204 .01	12/70	364.9	364.8	369.3	1,195.736
East North Central	10,000 kwh	1307 .04	12/70	299.2	320.0	304.5	811.692
West North Central	10,000 kwh	1411 .01	12/70	248.6	271.1	256.3	661.278
South Atlantic	10,000 kwh	1514 .01	12/70	283.0	284.8	277.5	657.487
East South Central	10,000 kwh	1617 .01	12/70	341.1	334.4	335.3	648.222
West South Central	10,000 kwh	1721 .01	12/70	316.2	329.7	316.2	673.360
Mountain	10,000 kwh	1824 .01	12/70	271.1	278.0	271.0	596.352
Pacific	10,000 kwh	1927 .01	12/70	351.0	353.0	354.3	700.223
Industrial power, 500 kw demand		0543		471.5	482.5	477.0	
New England	200000 kwh	1101 .02	12/70	445.0	453.0	435.9	13,076.430
Mid-Atlantic	200000 kwh	1204 .01	12/70	495.7	488.8	495.9	13,409.227
East North Central	200000 kwh	1307 .04	12/70	362.2	380.5	372.4	11,321.386
West North Central	200000 kwh	1411 .01	12/70	326.2	351.7	335.8	9,472.119
South Atlantic	200000 kwh	1514 .01	12/70	405.4	411.7	412.1	9,388.037
East South Central	200000 kwh	1617 .01	12/70	424.7	413.3	417.3	9,657.834
West South Central	200000 kwh	1721 .01	12/70	448.5	483.0	457.5	10,347.530
Mountain	200000 kwh	1824 .01	12/70	380.7	391.6	380.5	8,393.476
Pacific	200000 kwh	1927 .01	12/70	582.2	593.0	594.2	11,600.452
Crude petroleum (domestic production)		0561		718.2	718.8	735.8	
Petroleum products, refined		057		739.4	763.1	754.9	
Gasoline ⁴ ⁵		0571		636.7	686.7	674.6	
Regular		02		582.7	630.8	619.5	
Dealer tank-wagon to retail outlets	gal.	0201 .06	02/73	523.6	563.8	554.3	.980
Sales to jobbers	gal.	0202 .07	02/73	676.3	732.7	717.6	.964
Commercial consumers	gal.	0203 .07	02/73	614.1	674.7	664.1	1.000
Premium		03		528.2	565.8	555.4	
Dealer tank-wagon to retail outlets	gal.	0301 .06	02/73	492.1	527.8	517.6	1.083
Sales to jobbers	gal.	0302 .07	02/73	610.6	652.4	642.8	1.049
Commercial consumers	gal.	0303 .08	02/73	605.8	649.3	633.9	1.067
Unleaded gasoline		04		225.3	241.7	237.8	
Dealer tank-wagon to retail outlets	gal.	0401	06/77	219.2	235.2	230.8	1.037
Sales to jobbers	gal.	0402	06/77	231.9	248.9	245.8	1.006
Commercial consumers	gal.	0403	06/77	229.0	244.6	240.1	1.008

See footnotes at end of table.

Table 6. Producer prices and price indexes for commodity groupings and individual items—Continued

(1967=100 unless otherwise indicated)

Commodity	Unit	Commodity code ¹	Other index base	Index			Price
				June 1982 ²	Sep. 1982 ²	Oct. 1982 ²	Oct. 1982
Light distillates ^{4 5}		0572		974.2	975.2	968.6	
Kerosene to resellers	gal.	0201 .07	02/73	771.6	788.3	774.7	\$0.984
Commercial jet fuel, kerosene base	gal.	0301 .07	02/73	819.1	815.6	812.4	.953
Middle distillates ^{4 5}		0573		974.6	1001.7	997.7	
Fuel oil no. 2 to resellers	gal.	0201 .07	02/73	801.7	823.5	818.3	.947
Diesel to commercial consumers	gal.	0301 .08	02/73	760.5	782.5	782.2	.934
Residual fuels ^{4 5}		0574		1229.5	1120.7	1125.2	
Containing 0.3% or less sulfur		0401	12/80	127.7	74.9	74.9	.667
Containing 0.31 to 1.0% sulfur		0501	12/80	100.7	101.6	100.1	.657
Containing more than 1% sulfur		0601	12/80	101.1	99.3	101.1	.605
Lubricating oil materials		0575		888.1	888.1	867.2	
Bright stock	gal.	0111 .04	12/73	494.6	494.6	483.8	
Neutral stock	gal.	0112 .02	12/73	485.5	485.5	477.8	
Pale oil	gal.	0113 .03	12/74	327.9	327.9	318.2	
Finished lubricants		0576		352.6	351.6	351.4	
Automotive oil		01		348.9	346.9	346.9	
Automotive motor oil, retail		0101		299.8	295.5	295.5	
Automotive motor oil, commercial		0103 .99	12/80	107.7	108.4	108.4	
Other automotive oil, commercial		0104 .99	12/80	(³)	107.8	107.8	
Industrial oil	gal.	02	12/80	110.6	111.0	111.0	
Industrial oils		0201	12/73	364.2	365.8	365.8	
Process oil		0202 .99	12/80	107.4	107.4	107.4	
Metalworking oil		0203 .99	12/80	108.3	108.3	108.3	
Lubricating grease		03	12/80	108.1	106.9	106.2	
Petroleum grease		0301 .99	12/73	231.7	227.5	225.0	
Petroleum wax		0577		536.4	536.4	536.4	
Chemicals and allied products		06		293.3	291.4	290.4	
Industrial chemicals		061		351.2	349.3	347.6	
Basic inorganic chemicals ⁶		0613	12/73	315.0	314.8	308.4	
Alkalies and chlorine		01	12/73	328.9	324.6	308.8	
Chlorine liquid	ton	0101 .99	12/73	222.6	214.9	207.7	
Sodium carbonate (soda ash)		0103 .06	12/73	313.8	340.2	337.7	
Sodium hydroxide, liquid (caustic soda)		0104 .99	12/73	418.2	400.5	372.4	
Chlorine gas		0106 .99	12/80	89.4	93.1	94.3	
Other inorganic chemicals		02	12/73	312.5	313.7	310.5	
Aluminum hydroxide (alumina trihydrate)	lb.	0203 .04	12/74	222.0	221.7	221.7	
Aluminum oxide (alumina calcined)	ton	0204 .04	12/74	(³)	(³)	(³)	
Aluminum sulfate	ton	0205 .03	12/73	332.1	324.4	322.6	
Calcium carbide	ton	0211 .04	12/74	209.9	207.3	207.3	
Calcium oxide, (lime)	ton	0213 .02	12/73	305.8	(³)	(³)	
Calcium phosphate, dibasic	ton	0214 .04	12/75	213.8	214.1	213.7	
Hydrochloric acid	ton	0221 .04	12/73	201.0	200.4	195.9	
Hydrofluoric acid	ton	0222 .04	12/73	273.3	280.4	274.3	
Hydrogen peroxide	lb.	0223 .04	12/73	158.8	153.6	150.8	
Nitric acid 42 degrees be	ton	0241 .04	12/73	187.1	(³)	213.2	
Sodium chlorate	ton	0262 .04	12/73	287.4	295.9	288.6	
Sodium metasilicate	ton	0264 .04	12/74	294.3	293.1	292.5	
Sodium silicates	lb.	0265 .02	12/73	308.6	358.1	327.3	
Sodium tripolyphosphate	ton	0267 .02	12/73	425.2	424.1	425.6	
Sulfuric acid (contact), 66 be	ton	0281 .05	12/73	270.4	269.4	262.1	
Basic organic chemicals ⁶		0614	12/73	367.9	365.0	366.0	
Primary		01	12/73	528.0	524.1	521.8	
Benzene	gal.	0101 .11	12/73	424.8	417.6	417.6	
1,3 Butadiene	lb.	0109 .05	12/73	452.5	(³)	404.6	
Ethylene	lb.	0121 .04	12/73	499.1	549.0	596.6	
Propylene, chemical	gal.	0131 .03	12/73	847.1	808.9	795.4	
Propylene, polymer	gal.	0132 .04	12/73	710.1	768.9	748.8	
Toluene	gal.	0141 .06	12/73	473.1	469.4	470.2	
Intermediate		02	12/73	407.6	408.1	411.2	
Acrylonitrile	lb.	0201 .02	12/74	173.0	176.4	173.3	
Cyclohexane	gal.	0212 .01	12/73	510.8	507.7	510.0	
Ethylene oxide	lb.	0221 .03	12/73	471.5	471.4	481.6	
Formaldehyde	lb.	0231 .06	12/73	395.9	392.4	395.4	
Phenol, synthetic	lb.	0241 .06	12/73	362.7	356.4	355.8	
Phthalic anhydride	lb.	0246 .03	12/73	(³)	(³)	(³)	
Styrene, monomer	lb.	0251 .08	12/73	454.4	434.1	440.0	
Toluene 2,4 + 2,6 diisocyanate	lb.	0261 .06	12/73	272.0	(³)	264.5	
Vinyl acetate, monomer	lb.	0271	12/73	331.8	322.8	332.0	
Vinyl chloride, monomer	lb.	0272 .07	12/73	368.5	399.7	415.2	
Other basic organics		03	12/73	310.4	306.4	307.4	
Acetic acid	lb.	0301 .03	12/73	276.6	268.4	270.2	
Acetone	lb.	0302 .05	12/73	511.6	492.3	(³)	

See footnotes at end of table.

Table 6. Producer prices and price indexes for commodity groupings and individual items—Continued

(1967=100 unless otherwise indicated)

Commodity	Unit	Commodity code ¹	Other index base	Index			Price
				June 1982 ²	Sep. 1982 ²	Oct. 1982 ²	Oct. 1982
Basic organic chemicals—Continued							
Adipic acid	lb.	0303 .08	12/73	211.9	(³)	(³)	
1-Butanol (butyl alcohol)	lb.	0311 .02	12/73	343.3	(³)	325.5	
Carbon disulfide	lb.	0321 .03	12/73	299.6	(³)	297.6	
Carbon tetrachloride	ton	0324 .03	12/73	240.8	248.2	245.7	
Chlorodifluoromethane	lb.	0328 .06	12/73	278.3	290.0	273.0	
Dichlorodifluoro methane	lb.	0331 .04	12/73	273.9	271.5	272.8	
Diethylene glycol	lb.	0333 .03	12/73	279.9	(³)	239.0	
Diisodecyl phthalate	lb.	0335 .03	12/73	(³)	303.0	303.0	
Ethanol (ethyl alcohol)	gal.	0341 .04	12/73	338.7	336.6	335.5	
Ethyl acrylate, monomer	lb.	0343 .01	12/75	188.4	(³)	188.3	
Ethylene dichloride	lb.	0345 .08	12/73	356.4	324.8	353.5	
Ethylene glycol, polyester	lb.	0347 .07	12/73	345.5	347.2	358.9	
Ethylene glycol, technical	lb.	0349 .02	12/73	289.6	294.6	298.0	
Isopropanol (isopropyl alcohol)	gal.	0356 .01	12/73	430.4	406.2	392.7	
Maleic anhydride	lb.	0361 .04	12/74	104.9	(³)	(³)	
Methanol (methyl alcohol)	gal.	0363 .05	12/73	409.1	407.1	406.6	
Methylchloroform	lb.	0365 .03	12/73	279.3	272.2	276.2	
Methyl ethyl ketone (MEK)	lb.	0366	12/73	(³)	355.3	350.9	
Methyl isobutyl ketone (MIBK)	lb.	0367 .01	12/73	371.2	365.2	360.6	
Perchloroethylene	lb.	0371 .04	12/73	253.0	237.3	235.9	
Trichloroethylene	lb.	0381 .06	12/73	302.1	279.8	275.4	
Trichlorofluoro methane	lb.	0382 .06	12/73	306.5	305.0	298.0	
Paint and paint materials							
Prepared paint							
Paint, inside, latex	gal.	0101 .03		264.7	265.1	265.1	
Varnish, floor	gal.	0111 .11		232.0	232.0	(³)	(³)
Enamel	gal.	0121 .08		(³)	250.1	(³)	(³)
Paint, inside, oil	gal.	0131 .06		263.6	264.1	264.1	\$14.256
Paint, outside	gal.	0141 .10		284.5	286.0	286.0	12.572
Paint, porch and deck	gal.	0151 .08		(³)	287.9	287.9	14.032
Paint, roof and barn	gal.	0161 .09		277.4	277.9	277.9	13.457
Paint materials		0622		304.9	303.0	303.0	
Paint resins							
Methyl methacrylate	lb.	0104	06/76	146.5	144.7	144.1	
Soya bean oil	lb.	0105	06/76	159.6	163.2	163.2	
N-butyl-acrylate	lb.	0112	06/76	114.5	103.3	101.5	
Epoxy, unmodified	lb.	0114 .01	06/76	163.4	(³)	163.9	
Melamine-formaldehyde resin	lb.	0118 .02	06/76	172.3	177.4	(³)	
Linseed oil, alkali refined	lb.	0136		159.4	163.8	(³)	
Tall oil	lb.	0139 .03		213.9	209.0	204.2	
Ethyl acrylate, monomer	lb.	0151	06/76	106.4	106.4	106.4	
Phthalic anhydride	lb.	0171 .01		186.3	(³)	186.3	
Pentaerythritol	lb.	0181 .01		(³)	(³)	279.8	
Nitrocellulose	lb.	0191 .02		270.3	260.1	258.8	
Polyvinyl acetate	lb.	0192 .04		318.8	321.1	321.1	
Paint pigments		02	06/76	200.4	200.4	199.5	
Calcium carbonate	ton	0202 .01		158.8	160.3	161.0	
Yellow iron oxide	lb.	0205		248.5	248.5	248.5	
Kaolin clay	ton	0207	06/76	384.4	409.6	419.0	
Talc	ton	0208		(³)	151.7	151.7	
Titanium dioxide	lb.	0209 .01		211.8	208.0	208.0	
Zinc oxide	lb.	0211 .04		272.9	275.3	275.3	
Zinc dust	lb.	0214 .01	06/76	300.3	293.1	(³)	
Phthalocyanine blue toner	lb.	0216	06/76	117.9	119.3	119.3	
Paint solvents		03	06/76	182.1	182.1	182.1	
Acetone	lb.	0301	06/76	225.7	215.8	215.4	
N-butyl alcohol	lb.	0302 .01	06/76	(³)	189.7	(³)	
Isopropyl alcohol	gal.	0303	06/76	147.5	(³)	133.9	
Ethyl acetate	lb.	0305	06/76	230.1	218.3	212.3	
Methyl ethyl ketone	lb.	0307 .01		187.3	182.9	184.4	
Mineral spirits, rule 66	gal.	0309		(³)	302.2	299.8	
Xylol (mixed xylenes)	gal.	0311 .01		558.6	564.5	576.1	
Paint additives		04	06/76	534.5	523.8	523.8	
Drugs and pharmaceuticals		063		158.9	157.9	157.9	
Medicinal and botanical chemicals							
Synthetic organic medicinal chemicals, bulk		0631		209.7	212.6	214.7	
Other medicinals and botanicals, bulk		0201 .99	06/82	226.4	225.3	227.6	
		0202 .99	06/82	100.0	99.5	100.6	
Preparations, veterinary							
Prescription		0634	06/81	101.8	104.5	99.5	
Prescription		01	06/81	97.5	101.5	96.0	
Non-prescription		0109 .99	06/81	97.5	(³)	96.0	
Other non-prescription		02	06/81	108.2	109.1	104.8	
		0209 .99	06/81	103.5	(³)	99.2	
Preparations, ethical (prescription)		0635		190.2	193.8	196.4	

See footnotes at end of table.

Table 6. Producer prices and price indexes for commodity groupings and individual items—Continued

(1967 = 100 unless otherwise indicated)

Commodity	Unit	Commodity code ¹	Other index base	Index			Price
				June 1982 ²	Sep. 1982 ²	Oct. 1982 ²	Oct. 1982
Preparations, ethical (prescription)—Continued		0635					
Systemic anti-infectives		01		144.0	148.1	149.1	
Broad spectrum penicillins		0112 .99	06/81	116.6	113.9	(³)	
Anti-arthritis		02		383.3	387.9	387.9	
Anti-arthritis		0201 .99	06/81	115.7	117.1	117.1	
Sedatives		0301 .99	06/81	116.4	116.4	(³)	
Antispasmodic/antisecretory		05		264.3	268.5	275.8	
Antispasmodic/antisecretory		0501 .99	06/81	110.5	112.3	115.3	
Cardiovascular therapy		06		199.8	201.8	202.1	
Antihypertensive drugs		0611 .99	06/81	111.6	112.6	112.6	
Vasodilators		0612 .99	06/81	111.6	111.6	111.6	
Other cardiovasculars		0619 .99	06/81	109.5	112.6	113.3	
Hormones		08		189.4	186.6	186.3	
Hormones		0801 .99	06/81	107.2	105.6	105.4	
Diuretics		09		126.8	136.3	132.8	
Diuretics		0901 .99	06/81	105.1	113.0	110.1	
Dermatologicals		11		212.0	214.4	224.5	
Fungicides		1111 .99	06/81	118.8	(³)	(³)	
Antipruritics		1112 .99	06/81	108.3	108.5	122.4	
Analgesics, internal		13		207.0	214.9	214.5	
Codeine and combinations		1311 .99	06/81	110.7	116.9	116.9	
Cough and cold preparations		1501 .99	06/81	113.4	121.5	121.6	
Vitamins		16		172.7	172.7	174.3	
Multivitamins		1611 .99	06/81	108.8	108.8	110.2	
Miscellaneous ethical preparations		99		114.6	117.3	119.6	
Anticoagulants		9913 .99	06/81	(³)	(³)	104.8	
Bronchial therapy		9916 .99	06/81	98.6	98.6	105.2	
Cancer therapy products		9917 .99	06/81	131.2	131.2	131.2	
CNS stimulants		9918 .99	06/81	120.4	123.1	123.1	
Contraceptives, exc. devices, implants, kit, etc.		9919 .99	06/81	109.9	113.7	113.7	
Muscle relaxants		9922 .99	06/81	107.1	112.7	112.7	
Nutrients and supplements		9923 .99	06/81	112.5	116.7	(³)	
Ophthalmic and otic preparations		9924 .99	06/81	120.6	123.2	123.2	
Psychotherapeutics		9925 .99	06/81	116.7	119.6	123.1	
Other miscellaneous ethical preparations		9999 .99	06/81	115.7	117.7	119.5	
Preparations, proprietary (over counter)		0636		250.1	254.2	257.2	
Vitamins		01		197.8	197.6	197.4	
Adult multivitamins		0111 .99	06/81	104.7	104.6	104.6	
B-complex		0112 .99	06/81	101.4	101.4	101.4	
Other vitamins		0119 .99	06/81	107.8	107.8	107.3	
Cough and cold preparations		02		261.3	266.2	268.7	
Cough syrups, expectorants, drops, lozenges, etc.		0221 .99	06/81	110.8	111.5	111.5	
Cold tablets, capsules		0222 .99	06/81	118.7	122.9	122.9	
Decongestants		0223 .99	06/81	112.0	114.1	122.2	
Laxatives		03		279.2	285.5	291.5	
Laxatives		0301 .99	06/81	102.9	105.2	107.4	
Analgesics, internal		04		282.5	286.9	290.7	
Aspirin/aspirin-salicylate compounds		0411 .99	06/81	113.8	114.9	116.9	
Non-aspirin		0412 .99	06/81	110.7	114.5	114.5	
External analgesics and counterirritants		06		213.1	213.1	213.1	
External analgesics and counterirritants		0601 .99	06/81	102.7	102.7	102.7	
Antiseptics and antibacterials		07		229.4	238.2	238.2	
Antiseptics and antibacterials		0701 .99	06/81	109.5	113.7	113.7	
Antacids		08		240.6	244.7	244.7	
Liquids		0811 .99	06/81	110.2	111.5	111.5	
Other antacids		0819 .99	06/81	108.9	111.3	111.3	
Dermatologicals		09		107.3	107.3	114.5	
Other dermatologicals		0919 .99	06/81	108.2	108.2	116.3	
Miscellaneous proprietary preparations		99		106.1	108.6	109.2	
Hematinics		9914 .99	06/81	104.1	104.5	104.5	
Hemorrhoidal preparations		9915 .99	06/81	107.2	109.8	109.8	
Other miscellaneous proprietary preparations		9999 .99	06/81	106.4	(³)	106.4	
Biological products		0637		107.9	107.8	107.8	
Blood & derivatives, human use		11	06/80	106.3	106.3	106.3	
Human blood serums		1102 .99	06/80	71.3	(³)	(³)	
Other blood derivatives		1104 .99	12/80	108.1	108.1	(³)	
Vaccines, toxoids, & antigens		12	06/80	115.6	115.6	115.6	
Antigens		1213 .99	06/80	117.8	(³)	117.8	
Diagnostics & other biologicals		14	06/80	109.5	109.5	109.5	
Diagnostic substances		1402 .99	12/80	(³)	106.6	(³)	
Allergenic products		1403 .99	06/80	118.8	118.8	118.8	
Biologicals for veterinary use		15					
Vaccines & viruses, vet. use		1514 .99	06/80	94.5	94.2	93.2	
Fats and oils, inedible		064		287.5	254.1	242.3	
Castor oil	lb.	0101		240.0	237.4	237.4	\$0.455
Coconut oil	lb.	0111 .01		193.6	183.9	191.7	.248

See footnotes at end of table.

Table 6. Producer prices and price indexes for commodity groupings and individual items—Continued

(1967 = 100 unless otherwise indicated)

Commodity	Unit	Commodity code ¹	Other index base	Index			Price
				June 1982 ²	Sep. 1982 ²	Oct. 1982 ²	Oct. 1982
—Continued		0641					
Menhaden oil	lb.	0121		246.3	205.2	205.2	\$0.150
Tallow	lb.	0151 .01		315.9	296.8	282.4	.148
Grease, white, choice	lb.	0161 .01		298.6	267.9	263.5	.150
Grease, yellow	lb.	0171 .01		335.8	272.1	243.2	.105
Agricultural chemicals and chemical prod		065		294.1	290.1	289.4	
Mixed fertilizers		0651		271.6	269.3	267.3	
Complete mixed fert., dry form		02	06/80	111.4	110.3	109.5	
Comp. mixed fert., dry, 5-10-15 NPK		0201 .99	06/80	116.4	(?)	(?)	
Comp. mixed fert., dry, 6-24-24 NPK		0211 .99	06/80	107.9	(?)	103.8	
Comp. mixed fert., dry, 10-10-10 NPK		0221 .99	06/80	114.7	113.7	113.6	
Comp. mixed fert., dry, 12-12-12 NPK		0231 .99	06/80	112.3	112.3	110.2	
Comp. mixed fert., dry, misc. NPK		0251 .99	06/80	112.1	110.7	110.2	
Complete mixed fert., liquid form		03					
Complete mixed fert., liquid form		0301 .99	06/80	113.8	113.8	110.3	
Incomp. mixed fert.		04	06/80	111.5	110.8	110.6	
Incomp. mixed fert., guar. P205 & K20 only		0411 .99	06/80	106.6	103.5	102.2	
Fertilizer materials		0652		246.3	237.0	236.8	
Nitrogenates		01		213.3	206.9	204.9	
Solid & solution nitrate		0111 .99		187.7	184.7	176.0	
Nitrogen solutions		0126 .99		115.2	110.9	109.7	
Urea		0136 .99		211.9	204.3	206.4	
Phosphates		02		296.4	282.6	284.0	
Phosphate rock 68-70 b.p.l.	ton	0261 .05		522.6	505.0	505.0	
Triple superphosphates		0263 .99		318.3	290.9	286.2	
Ammonium phosphates		0265 .99	12/74	144.7	136.8	142.4	
Phosphoric acid, 52-54% APA		0267 .99	12/76	174.9	164.2	161.8	
Potash		03		260.9	260.7	260.2	
Potassium chloride (muriate) domestic		0371 .06		259.8	271.2	270.4	
Other agricultural chemicals		0653		463.6	468.2	467.3	
Nonhousehold insecticides		0101 .99	06/82	100.0	100.3	99.4	
Nonhousehold herbicides		0102 .99	06/82	100.0	100.9	101.2	
Nonhousehold fungicides		0103 .99	06/82	100.0	100.0	100.0	
Other nonhousehold pesticides		0104 .99	06/82	100.0	100.6	100.7	
Household pesticides		0105 .99	06/82	100.0	104.1	104.1	
Pentachlorophenol	lb.	0134 .01		275.0	275.0	275.0	.550
Plastic resins and materials		066		282.1	281.5	281.6	
Thermoplastic resins		0662	12/80	101.5	101.3	101.3	
Low density polyethylene resins		03	12/80	87.1	85.5	85.5	
PE resin, low, film and sheeting		0301 .99		197.2	184.2	183.9	
High density polyethylene resins		04					
PE resin, high, blow molding		0401 .99	12/75	150.1	146.9	147.0	
Polypropylene resins		05	12/80	120.0	117.3	116.4	
Polypropylene for injection molding		0501 .99	12/75	177.5	177.6	171.4	
Polypropylene for fiber and filament		0502 .99	12/75	149.4	142.4	143.3	
Styrene plastics materials		06	12/80	110.4	109.7	107.8	
Polystyrene resins, rubber modified		0602 .99		293.9	291.2	291.2	
Vinyl and vinylidene resins		07	12/80	89.3	93.3	96.1	
Homopolymer resins excluding dispersion		0701 .99		181.6	192.3	200.0	
Copolymer resins excluding dispersion		0702 .99	12/75	126.6	127.9	129.2	
Dispersion resins		0703 .99	12/75	(?)	159.2	(?)	
Other nonengineering thermoplastic resins		09					
Other nonengineering thermoplastic resins		0901 .99	12/80	112.9	113.4	114.2	
Thermosetting resins		0663	12/80	108.6	108.8	108.8	
Epoxy resins		01					
Epoxy resins		0101 .99	12/80	122.6	(?)	(?)	
Phenolic & tar acid resins		02	12/80	106.1	105.9	105.9	
Phenolic molding compounds		0201 .99		254.6	254.5	254.5	
All other phenolic & tar acid resins		0202 .99	12/75	151.4	(?)	(?)	
Polyester resins, unsaturated		03					
Polyester resins, unsaturated		0301 .99	12/75	169.0	168.6	168.8	
Urea-formaldehyde resins		04					
Urea-formaldehyde resins		0401 .99	12/75	143.7	142.9	142.9	
All other thermosetting resins		05					
All other thermosetting resins		0501 .99	12/80	103.5	103.6	103.6	
Other chemicals and allied products		067		273.8	270.7	268.1	
Soap and synthetic detergents		0671		253.8	253.0	253.0	
Soaps		01		261.7	263.9	263.8	
Chips or flakes, laundry	lb.	0101 .06		277.6	277.6	277.6	
Soap, cleansers	lb.	0111 .06		240.8	246.8	246.5	
Toilet	lb.	0151 .03		276.6	276.6	276.6	1.132
Synthetic detergents		02		250.4	248.6	248.6	

See footnotes at end of table.

Table 6. Producer prices and price indexes for commodity groupings and individual items—Continued

(1967 = 100 unless otherwise indicated)

Commodity	Unit	Commodity code ¹	Other index base	Index			Price
				June 1982 ²	Sep. 1982 ²	Oct. 1982 ²	Oct. 1982
Soap and synthetic detergents—Continued							
Heavy duty, powdered or granulated	lb.	0671 0252 .04		264.4	261.3	261.3	\$0.566
Light duty, powdered or granulated	lb.	0256 .02		242.4	242.4	242.4	.698
Light duty, liquid	lb.	0258 .06		224.4	224.4	224.4	.676
Cosmetics and other toilet preparations							
0675							
Shaving preparations		02	06/80	226.9	225.8	217.8	
Shaving soap and cream		0201 .99		121.3	137.9	121.9	
Aftershave preparations		0205 .99	12/71	249.2	268.6	252.3	
Perfume, cologne & toilet water		03	06/80	189.6	222.4	189.6	
Perfume		0301 .99		132.1	122.4	113.6	
Cologne and toilet water		0305 .99		306.1	306.1	275.7	
Hair preparations		04	06/80	237.9	203.1	194.9	
Soap shampoo		0401 .99		111.1	108.3	108.4	
Synthetic organic detergent shampoo		0405 .99	06/80	145.5	145.7	145.7	
Hair tonics (inc. conditioners)		0411 .99		102.9	100.8	100.8	
Hair dressings		0421 .99	06/80	241.2	240.2	239.3	
Hair spray (aerosol)		0425 .99	12/71	121.7	(³)	126.9	
Home and commercial permanents		0431 .99		289.2	264.2	258.2	
Hair coloring		0441 .99	06/80	215.7	(³)	231.9	
Other hair preparations		0451 .99	06/80	(³)	103.1	103.1	
Creams		06	06/80	117.2	124.0	124.0	
Cleansing creams		0601 .99		129.0	129.9	121.6	
Foundation creams		0602 .99	06/80	345.6	356.6	336.3	
Lubricating creams		0603 .99	06/80	114.3	115.0	115.0	
Other creams		0604 .99	06/80	148.2	(³)	125.9	
Lotions and oils		07	06/80	112.9	112.9	113.8	
Suntan & sunscreen		0701 .99	06/80	119.8	119.9	115.5	
Hand lotions		0704 .99		106.2	106.7	106.7	
Other lotions and oils		0705 .99	06/80	181.4	(³)	156.7	
Cosmetics		08	06/80	116.7	116.7	116.7	
Lip preparations		0801 .99		132.2	125.0	130.7	
Blushes		0802 .99	06/80	212.0	215.2	203.7	
Eye preparations		0803 .99	12/71	119.3	119.3	119.3	
Deodorant		09	06/80	154.8	134.6	156.8	
Aerosol underarm deodorant		0901 .99		114.9	114.6	114.6	
Cream, liquid and roll-on deodorant		0902 .99	06/80	210.9	212.5	212.5	
Manicure preparations		11	06/80	122.3	117.9	117.9	
Nail lacquer and enamel		1101 .99		96.1	97.8	97.7	
Powders		12	06/80	159.7	(³)	(³)	
Face powder		1202 .99		122.0	124.9	125.0	
Wet application powder		1203 .99	06/80	221.3	239.9	240.4	
Bath oils and salts		13		118.6	126.8	126.8	
Bath oils and salts		1301 .99	12/71	113.7	166.5	113.4	
Misc. chemical prod. and preparations							
0679							
Essential oils		01		317.3	311.4	311.6	
Peppermint oil	lb.	0101 .01		238.4	238.4	238.4	10.250
Citronella oil	lb.	0102		167.9	167.9	167.9	2.200
Lemon oil	lb.	0103		332.9	332.9	332.9	(³)
Orange oil	lb.	0104 .01		(³)	(³)	(³)	.550
Lemongrass oil	lb.	0105		85.8	85.8	85.8	8.150
Lavender oil	lb.	0106 .01		460.2	460.2	460.2	13.000
Explosives		02		214.7	214.7	214.7	
Other blasting accessories		0225 .99		300.2	301.1	299.8	
Permissibles		0228 .99		295.1	(³)	(³)	
ANFO, except slurry		0231 .99		314.5	309.4	309.4	
Water gel and slurries		0232 .99	12/80	257.1	(³)	264.0	
Industrial gases		03	06/81	125.0	126.7	122.5	
Acetylene		0301 .99	06/81	101.7	102.3	102.8	
Carbon dioxide		0302 .99	06/81	110.7	111.8	111.8	
Nitrogen		0303 .99	06/81	124.5	123.6	123.7	
Oxygen		0304 .99	06/81	97.0	98.3	98.8	
Other miscellaneous chemical products		09		99.8	99.8	99.8	
Gelatin, edible	lb.	0905		334.6	323.8	323.8	2.000
Glue, animal hide	lb.	0908 .02		281.4	217.3	217.3	.840
Dextrin, canary dark	100 lb.	0912		291.6	291.6	291.6	26.000
Dextrin, white	100 lb.	0913		299.1	299.1	291.6	.421
Rubber/phenolic resin adhesive	gal.	0917 .02		281.2	281.2	281.2	24.000
340.3				340.3	340.3	340.3	
Rubber and plastic products							
07							
Rubber and rubber products		071		242.5	243.3	243.0	
0711							
Crude rubber		01		269.3	271.7	271.1	
Natural rubber		0101		282.5	276.5	272.4	
Latex	lb.	0102		227.8	222.4	218.4	
No. 1 ribbed smoked sheets	lb.	0103		254.9	252.8	254.9	.674
No. 3 ribbed smoked sheets	lb.	0103		231.9	223.7	214.3	.426
Synthetic rubber		02		226.4	220.6	216.1	.421
Polychloroprene		0212 .02		299.7	293.4	289.1	(³)
(³)				(³)	(³)	(³)	(³)

See footnotes at end of table.

Table 6. Producer prices and price indexes for commodity groupings and individual items—Continued

(1967=100 unless otherwise indicated)

Commodity	Unit	Commodity code ¹	Other index base	Index			Price
				June 1982 ²	Sep. 1982 ²	Oct. 1982 ²	Oct. 1982
Crude rubber—Continued		0711					
Styrene butadiene-solid		0219 .99	06/81	95.9	92.6	90.5	
Styrene butadiene-latex		0221 .99	06/81	(?)	(?)	100.0	
Specialty elastomers		0222 .99	06/81	109.2	108.3	108.4	
Reclaimed rubber		03					
Whole tire reclaim	lb.	0321 .06		208.4	205.2	205.2	
Tires, tubes, tread, & repair materials		0712		255.3	255.7	255.8	
Tires		01		253.3	253.7	253.9	
Passenger car pneumatic tires, bias-ply		0101 .99		244.2	242.2	242.2	
Passenger car pneumatic tires, bias-belted		0102 .99	12/74	174.7	173.5	173.5	
Passenger car pneumatic tires, radials		0103 .99	12/74	177.7	180.8	180.1	
Truck/bus tires, including off-highway		0105 .99		273.3	271.7	273.0	
Tractor/implement tires		0111 .99		276.0	273.1	276.3	
Inner tubes		02		293.7	296.6	296.6	
Passenger car/motorcycle inner tubes		0221 .12		295.5	302.7	302.7	
Tread rubber, tire sundries, & repair matl		03	06/81	102.5	102.5	102.5	
Tread rubber, natural and synthetic		0351 .99	06/81	102.5	102.5	(?)	
Other tire sundries and repair materials, n.e.c.		0353 .99	06/81	102.7	102.7	102.7	
Miscellaneous rubber products		0713		279.5	287.5	287.1	
Footwear		01		226.1	225.9	225.9	
Protective footwear		0107 .99	12/80	109.9	110.2	110.2	
Men's footwear, fabric upper		0135 .99	12/80	102.3	102.4	102.4	
Women's/misses' footwear, fabric upper		0137 .99	12/80	103.0	102.2	102.2	
Rubber heels and soles		02		318.1	303.9	303.9	
Soling slabs	slab	0241 .03		324.8	301.9	301.9	\$8.564
Rubber soles, taps, men's	doz. pr.	0249 .08	12/75	177.0	177.9	177.9	
Rubber soles, full, men's	100 pr.	0251 .09		327.4	313.7	313.7	156.506
Rubber belts and belting		03		325.6	325.5	325.2	
Conveyor and elevator		0361 .99		309.2	321.7	319.0	
Other miscellaneous rubber products		04		285.4	297.5	297.0	
Hose, long length, textile, nonhydraulic		0453 .99	12/81	103.0	103.1	103.4	
Hose, long length, wire, nonhydraulic		0454 .99	12/81	(?)	(?)	100.0	
Hose, machine made, wrapped		0459 .99	12/81	133.6	107.2	106.9	
Hose, braided or loomed, helical reinforced		0463 .99	12/81	100.0	100.0	100.0	
Rubber cement	5 gal. can	0474 .07		317.6	347.1	347.1	25.034
Hose, hydraulic		0481 .99	12/71	200.0	201.4	199.5	
Hose, mandrel made, textile, nonhydraulic		0482 .99	12/81	100.0	100.0	100.0	
All other rubber hose		0484 .99	12/81	99.6	101.3	101.3	
Rubber gloves, industrial	doz. pr.	0495 .04	12/72	196.6	206.9	206.9	
Rubber roll covering		05	06/79	128.3	129.0	129.0	
Graphic arts roll covering	ea.	0501	06/79	128.3	127.5	127.5	
Paper mill roll covering	ea.	0502	06/79	133.5	133.5	133.5	
Steel mill roll covering	ea.	0503 .02	06/79	128.8	129.6	129.6	
Industrial roll covering	ea.	0504	06/79	123.9	126.1	126.1	
Plastic products		072	06/78	132.8	132.5	132.4	
Plastic construction products		0721	12/69	147.7	148.8	147.9	
Pipes and fittings	unit	0601 .02	06/78	(?)	(?)	(?)	
Unsupported plastic film & sheeting		0722	12/70	216.2	213.3	213.3	
PVC		01	12/70	223.5	218.2	218.1	
PVC and PVC copolymer	unit	0117 .02	06/78	(?)	123.9	123.9	
Other		04					
Other	unit	0401 .02	06/78	136.2	135.0	135.0	
Laminated plastic sheets		0723	12/70	188.0	181.8	181.0	
Laminated plastic sheets	unit	0301 .02	06/78	129.6	125.3	124.7	
Foamed plastic products		0724	06/78	151.4	151.4	151.4	
Plastic packaging and shipping products		0725	06/78	138.2	138.4	138.3	
Bottles	unit	0101 .04	06/78	129.6	128.9	128.8	
Foamed protective pads and shapes	unit	0102 .04	06/78	(?)	(?)	(?)	
Caps and closures	unit	0103 .02	06/78	155.5	155.5	155.5	
Boxes, cases and trays	unit	0104 .02	06/78	132.3	(?)	148.2	
Other plastic and packaging products	unit	0105 .05	06/78	137.7	130.9	130.9	
Plastic parts and components for mfg.		0726	06/78	136.2	136.6	136.6	
Parts for transportation equip.		01	06/78	128.9	129.6	129.7	
Motor vehicle parts, including foamed	unit	0101 .13	06/78	129.1	129.7	129.8	
Other	unit	0102 .01	06/78	127.7	129.2	129.2	
Other parts and components for mfg.		02	06/78	141.1	141.4	141.4	
Parts for office and computing machines	unit	0201 .06	06/78	146.6	146.5	146.5	
Electrical parts	unit	0202 .13	06/78	152.3	154.6	154.6	
Other	unit	0203 .11	06/78	137.1	136.7	136.7	
Disposable plastic dinner and tableware		0727	06/78	135.8	135.8	135.8	
Cups, including foam	unit	0101 .01	06/78	129.5	129.5	129.5	

See footnotes at end of table.

Table 6. Producer prices and price indexes for commodity groupings and individual items—Continued

(1967=100 unless otherwise indicated)

Commodity	Unit	Commodity code ¹	Other index base	Index			Price	
				June 1982 ²	Sep. 1982 ²	Oct. 1982 ²	Oct. 1982	
Consumer and commercial plastics, n.e.c.		0728						
Flower pots and plant containers	unit	0101 .01	06/78	130.6	131.2	131.6		
Other, not elsewhere classified	unit	0102 .12	06/78	112.4	112.4	112.4		
All other plastic hose		0104 .99	12/81	131.8	132.4	132.4		
				100.0	100.0	100.0		
Lumber and wood products		08		289.0	283.0	279.6		
Lumber		081		315.8	311.3	306.8		
Softwood lumber		0811		328.1	321.4	315.5		
Douglas fir, dressed		01		271.8	269.6	261.7		
Boards under 2" thick		0125 .99	12/80	71.5	73.2	71.0		
2" lumber		0126 .99	12/80	78.9	77.8	75.7		
Timbers & lumber over 2" thick		0127 .99	12/80	80.9	75.3	71.9		
Southern pine, dressed		02		298.4	287.5	279.3		
Boards under 2" thick		0245 .99	12/80	102.3	102.5	101.3		
2" lumber		0246 .99	12/80	102.8	96.4	92.4		
Timbers & lumber over 2" thick		0247 .99	12/80	88.8	88.8	88.8		
Other softwood, dressed		03		362.4	352.1	346.4		
Boards, ponderosa pine		0301 .99	12/80	94.8	90.4	89.3		
Boards, western red cedar		0303 .99	12/80	95.1	101.0	100.3		
Boards, misc. western species		0308 .99	12/80	96.1	93.4	91.3		
Boards, misc. eastern species		0309 .99	12/80	99.9	99.5	99.2		
2" lumber, ponderosa pine		0312 .99	12/80	97.3	(³)	88.9		
2" lumber, white fir		0314 .99	12/80	85.6	80.4	77.9		
2" lumber, western hemlock		0315 .99	12/80	85.6	84.7	81.0		
2" lumber, redwood		0316 .99	12/80	102.6	98.5	96.9		
2" lumber, lodgepole pine		0318 .99	12/80	92.7	82.1	82.2		
2" lumber, misc. western species		0319 .99	12/80	88.6	86.6	85.9		
Over 2" lumber, misc. western species		0322 .99	12/80	101.1	(³)	(³)		
Rough softwood lumber		04		12/80	94.9	94.1	93.7	
Boards, western species		0402 .99	12/80	86.5	85.7	86.6		
2" lumber, eastern species		0403 .99	12/80	(³)	(³)	97.4		
2" lumber, western species		0404 .99	12/80	91.3	90.7	88.9		
Over 2" lumber, eastern species		0405 .99	12/80	99.6	99.6	99.6		
Over 2" lumber, western species		0406 .99	12/80	102.7	101.5	102.0		
Flooring, siding, and cut stock		05	12/80	86.7	89.2	88.9		
Woodsiding		0502 .99	12/80	111.0	103.8	101.1		
Hardwood lumber		0812		262.8	265.1	264.9		
Hardwood lumber, rough		01	12/80	107.5	105.2	104.9		
Oak		0107 .99	12/80	111.7	109.9	110.4		
Gum		0109 .99	12/80	102.5	97.5	95.4		
Poplar		0133 .99	12/80	101.6	97.3	92.5		
Other miscellaneous species		0197 .99	12/80	99.3	97.0	97.7		
Dressed hardwood lumber		02	12/80	108.5	107.1	107.5		
Other misc. hardwood species		0202 .99	12/80	99.3	97.0	97.7		
Hardwood dimension		03	12/80	104.2	107.7	107.7		
Dimension stock, rough or unfinished	unit	0301	12/67	223.7	235.6	235.5		
Dimension stock, fully machined	unit	0302	12/67	(³)	261.2	261.2		
Dimension stock, partially machined	unit	0303	12/67	269.4	285.9	285.9		
Millwork		082		280.5	279.5	278.6		
General millwork		0821		293.0	291.5	290.3		
Cabinet, kitchen	ea.	0101 .07		210.7	210.7	210.7	\$67.338	
Door, Doug. fir, ext. selected grade	ea.	0111 .06		425.6	425.6	425.6	71.556	
Door, Ponderosa pine, exterior	ea.	0131 .16		447.4	447.6	447.6	70.929	
Door, interior	ea.	0141 .11		430.9	430.2	430.2	49.216	
Door, flush type, premium grade	ea.	0147 .04		265.5	265.5	265.5		
Window unit, Ponderosa pine	ea.	0172 .11		312.7	312.7	312.7		
Moulding, Ponderosa pine	100 ft.	0182 .06		392.5	383.2	376.3	17.042	
Prefabricated structural members		0822		236.9	237.0	236.9		
Roof trusses		0101 .99		296.0	296.9	296.6		
Floor trusses		0102 .99	06/81	105.2	105.1	105.0		
Glued-laminated lumber		0103 .99	06/81	93.5	92.7	92.7		
Other fabricated structural wood products		0106 .99	06/81	104.6	104.6	104.5		
Plywood		083		239.2	228.4	224.0		
Softwood plywood		0831		293.2	282.1	277.9		
Western		01		287.6	274.8	272.4		
Cdx		0111 .99	12/80	73.8	72.8	74.0		
A-C, exterior		0115 .99	12/80	81.1	75.9	74.5		
Other sanded		0116 .99	12/80	86.5	80.0	77.3		
Southern		02	12/68	157.0	152.7	148.3		
Cdx		0201 .99	12/80	89.5	88.5	86.9		
Other unsanded		0203 .99	12/80	87.9	86.3	83.0		
Specialty softwood plywood		03						
Specialty softwood plywood		0301 .99	12/80	91.9	91.9	91.0		

See footnotes at end of table.

Table 6. Producer prices and price indexes for commodity groupings and individual items—Continued

(1967 = 100 unless otherwise indicated)

Commodity	Unit	Commodity code ¹	Other index base	Index			Price
				June 1982 ²	Sep. 1982 ²	Oct. 1982 ²	Oct. 1982
Hardwood plywood	m sq. ft.	0832 0102 .08		185.6	175.0	175.0	
Birch, Standard panel				179.1	166.8	166.8	
Softwood plywood veneer		0833 0111 .99	12/71 12/80	186.2	180.8	157.3	
Softwood plywood veneer				74.1	72.0	62.6	
Other wood products		084		236.0	235.6	235.8	
Pallets	ea.	0841 0111 .04					
Wooden pallets				178.9	178.4	179.2	
Boxes	per 100 ea.	0842 0122 .06 0123 .06	12/67 12/67	262.9	262.9	262.9	
Wirebound, fruit and vegetable				268.9	268.9	268.9	
Wirebound, industrial				319.2	319.2	319.2	
Other sawmill & planing mill products		0849 0101 .99 0102 .99 0103 .99	12/80 12/80 12/80 12/80	99.2	98.9	99.0	
Wood chips				97.4	97.0	97.0	
Railway and mine ties				98.2	(³)	97.1	
Misc. sawmill products				108.1	108.1	108.1	
Logs, bolts, timber and pulpwood		085	12/81	99.6	93.2	90.8	
Logs, bolts, timber and pulpwood		0851 01 0101 .99 0102 .99 02 0201 .99 03 0301 .99 0302 .99	12/81 12/81 12/81 12/81 12/81 12/81 12/81 12/81	99.0	91.8	89.2	
Softwood logs, bolts and timber				94.9	79.3	78.5	
Douglas fir logs, bolts and timber				101.2	98.8	95.3	
Softwood logs etc., exc. Douglas fir							
Hardwood logs, bolts and timber				102.9	102.9	102.9	
Hardwood logs, bolts and timber				102.1	97.1	94.4	
Pulpwood				103.3	(³)	92.2	
Softwood pulpwood				99.3	(³)	99.3	
Hardwood pulpwood							
Pulp, paper, and allied products					09		289.5
Pulp, paper, and prod., ex. bldg. paper		091		274.1	271.8	270.4	
Woodpulp	ton	0911 02 0211 .06 0212 .04 0221 .04 03	12/73 12/73 12/73	388.0	367.2	352.5	
Paper-making woodpulp				262.4	245.2	232.1	
Bleached sulphate, softwood				383.8	365.9	359.1	\$428.920
Bleached sulphate, hardwood				203.0	188.1	183.9	324.230
Bleached sulphite				403.1	384.9	368.9	
Dissolving pulp	254.0	249.5	249.5				
Wastepaper		0912		115.2	116.0	116.0	
No. 1 news	ton	01 0102		72.1	72.1	(³)	(³)
No. 1 news, avg. of 5 markets							
No. 1 mixed	ton	02 0205		137.3	137.3	(³)	(³)
No. 1 mixed, avg. of 5 markets							
Old corrugated boxes	ton	03 0311		94.2	94.2	(³)	(³)
Old corrugated boxes, avg. of 5 markets							
.009 semi-chemical kraft clippings	ton	04 0415 .01		191.1	198.3	(³)	(³)
Semi-chemical kraft clippings							
.009 mixed kraft clippings	ton	05 0521 .01		199.6	218.7	(³)	(³)
Mixed kraft clippings							
White news blanks	ton	06 0625 .01		128.0	128.0	(³)	(³)
White news blanks, avg. of 4 markets							
Paper		0913		287.8	286.0	285.6	
Paper, exc newsprint & packaging paper		01		279.7	276.4	276.2	
Publication and printing paper, uncoated		0111 .99	12/73	235.5	235.5	234.9	
Body stock for coating		0112 .99	06/81	107.2	107.2	107.2	
Printing paper, coated two sides, no. 3 grade		0113 .99	12/73	202.7	204.5	204.2	
Printing paper, coated two sides, no. 5 grade		0115 .99	12/73	239.4	239.4	239.4	
Printing paper, coated two sides, other grades		0116 .99	06/81	104.6	103.4	104.0	
Printing paper, coated one side		0117 .99	06/81	110.2	110.7	110.7	
Book paper, no. 3, uncoated		0122 .99		275.1	272.0	271.9	
Other book printing paper, uncoated		0123 .99	06/81	106.3	102.2	102.2	
Unwatermarked bond, no. 4 grade		0131 .99		225.1	224.1	224.1	
Form bond, 15 lb.		0134 .99	12/75	151.5	150.4	150.4	
Other form bond		0135 .99	06/81	104.1	104.1	104.1	
Other bond, except form bond		0136 .99	06/81	101.9	101.0	100.6	
Other chemical woodpulp writing paper		0137 .99	06/81	95.7	92.1	89.9	
Bond, 25% cotton fiber content		0141 .99		261.2	261.2	261.2	
Thin paper		0142 .99	06/81	107.8	105.9	105.9	
Cover text		0148 .99	06/81	106.4	106.4	106.4	
Uncoated body stock		0149 .99	06/81	100.2	94.1	94.1	
Newsprint		02					
Standard newsprint		0291 .99		319.4	318.4	318.4	
Packaging and industrial converting paper		03	06/81	97.7	98.8	98.1	
Shipping sack paper, unbleached kraft		0304 .99	12/73	207.2	(³)	213.9	
Bag & sack, except shipping sack, unbleached kraft		0307 .99	12/73	206.1	212.6	201.8	

See footnotes at end of table.

Table 6. Producer prices and price indexes for commodity groupings and individual items—Continued

(1967=100 unless otherwise indicated)

Commodity	Unit	Commodity code ¹	Other index base	Index			Price
				June 1982 ²	Sep. 1982 ²	Oct. 1982 ²	Oct. 1982
Paper—Continued		0913					
Bag & sack, exc. shipping sack, ex. unbleached kraft		0308 .99	06/81	102.1	100.8	100.8	
Other converting 18lbs. and over, unbleached kraft		0311 .99	06/81	99.8	99.2	99.2	
Other converting 18lbs. & over, ex. unbleached kraft		0312 .99	06/81	100.3	100.0	100.0	
Glassine, greaseproof, and vegetable parchment		0314 .99	06/81	101.9	105.8	105.8	
Special industrial paper		04	06/81	104.8	104.4	104.4	
Special industrial paper		0401 .99	06/81	104.8	104.4	104.4	
Paperboard		0914		255.9	250.7	248.0	
Container board		01		247.9	240.4	236.0	
Liner, 42 lb. kraft	m sq. ft.	0101 .05		247.1	242.7	238.8	\$6.046
Corrugating medium, semi-chemical	m sq. ft.	0111 .05		249.9	239.0	231.9	3.403
Folding boxboard		02		252.6	246.6	245.7	
White-clay coated, 80 bright	ton	0225 .04	12/74	152.9	145.6	144.4	374.550
Set-up boxboard		03		300.4	300.4	300.4	
Chipboard	ton	0332 .05		298.5	298.5	298.5	
Other paperboard, except corrugated		04					
Bleached board, folding carton	100 lbs.	0441 .01	12/74	176.8	176.7	175.9	29.545
Uncoated cup stock	100 lbs.	0442 .02	12/74	183.8	185.3	184.2	29.733
Tube, can and drum stock	ton	0448 .01	12/74	145.6	145.6	144.3	295.733
Cor. paperboard in sheets & rolls		05					
Cor. paperboard in sheets & rolls		0551 .99	06/80	106.9	106.4	107.6	
Converted paper and paperboard products		0915		264.5	264.2	263.9	
Sanitary papers and health products		01		350.8	355.4	355.2	
Toilet tissue	case	0101 .11		(³)	(³)	346.7	76.899
Towels	case	0105 .10		(³)	(³)	364.7	
Napkins, industrial	per 1000	0107 .11		391.7	(³)	(³)	(³)
Napkins, household	per 100	0109 .11		(³)	(³)	380.3	
Paper bags and shipping sacks		02		264.7	261.7	258.2	
Grocery bags	per 1000	0213 .04		(³)	(³)	237.5	12.044
Paper boxes and containers		03		250.1	249.2	248.9	
Shirt box	per 1000	0321 .05		275.5	275.5	275.5	
Cor. shp. cont. for food & beverages		0323 .99		244.7	241.3	240.4	
Ice cream carton	per 1000	0327 .03		278.3	281.0	281.0	
Milk carton, 1/2 gallon	per 1000	0329 .03		275.8	281.5	281.5	
Paper cups, hot	per 1000	0333 .03		220.0	220.0	220.0	
Fiber drums	per 100	0337 .01		329.6	329.6	325.6	
Cor. shp. cont. for paper & allied		0341 .99	06/80	106.3	104.4	103.5	
Cor. shp. cont. for glass, clay, stone		0342 .99	06/80	110.0	108.3	108.0	
Cor. shp. cont. for metal products ex. elec.		0343 .99	06/80	114.9	114.3	114.5	
Cor. shp. cont. for electrical products		0344 .99	06/80	106.8	106.3	106.2	
Cor. shp. cont. for all other end uses		0345 .99	06/80	109.0	108.3	107.9	
Packaging accessories		04		267.5	264.4	264.4	
Gummed sealing tape	carton	0431 .05		267.7	267.7	267.7	15.704
Cor. & solid fiber pallets, pads, & part.		0441 .99	06/80	105.9	103.7	103.7	
Office supplies and accessories		06		226.5	226.1	227.7	
File folders	per 1000	0645		249.9	249.9	258.2	
Adding machine rolls	case	0649 .02		292.2	292.2	292.2	
Composite cans		07		295.7	297.6	298.3	
Building paper and board		092		240.0	242.8	241.5	
Insulation board		0921		255.6	253.4	258.0	
1/2 inch	m sq. ft.	0103 .05		266.5	261.5	267.8	88.879
Hardboard and particleboard		0922		219.2	222.9	220.4	
Hardboard, type 11, 1/8 inch	m sq. ft.	0101 .04		229.0	232.1	233.9	140.382
Particleboard, corestock	m sq. ft.	0121 .13		173.9	169.3	168.6	
Particleboard, floor underlayment	m sq. ft.	0122 .14	12/68	(³)	119.4	115.1	
Publications, printed matter & printing		093		118.6	119.2	119.7	
Newspapers		0931		120.4	121.0	121.7	
Circulation		01	12/80	116.5	117.6	119.5	
Subscriptions, through intermediary		0111 .99	12/80	120.8	(³)	125.3	
Subscriptions, direct to reader		0112 .99	12/80	115.2	115.2	115.2	
Single-copy sales, through intermediary		0121 .99	12/80	111.7	112.8	(³)	
Single-copy sales, direct to reader		0122 .99	12/80	103.9	(³)	(³)	
Advertising		02	12/80	121.6	122.1	122.4	
Classified advertising		0211 .99	12/80	123.5	123.6	124.1	
Commercial advertising, national		0221 .99	12/80	128.8	132.1	133.0	
Commercial advertising, other		0222 .99	12/80	120.0	(³)	120.4	
Periodicals		0932		119.3	120.8	121.6	
Circulation		01	12/80	117.3	119.9	120.8	
General farm periodicals		0111 .99	12/80	110.7	110.7	110.7	
Industrial periodicals		0121 .99	12/80	108.7	(³)	(³)	
Professional periodicals		0123 .99	12/80	114.7	120.2	120.2	
Women's periodicals subscriptions		0131 .99	12/80	119.2	(³)	130.1	
Women's periodicals, single-copy sales		0132 .99	12/80	125.0	(³)	125.0	

See footnotes at end of table.

Table 6. Producer prices and price indexes for commodity groupings and individual items—Continued

(1967 = 100 unless otherwise indicated)

Commodity	Unit	Commodity code ¹	Other index base	Index			Price
				June 1982 ²	Sep. 1982 ²	Oct. 1982 ²	Oct. 1982
Periodicals—Continued							
0932							
General interest periodicals, subscriptions		0133 .99	12/80	116.9	118.7	121.5	
General interest periodicals, single-copy sales		0134 .99	12/80	110.5	110.5	111.3	
General news periodicals, subscriptions		0135 .99	12/80	121.2	121.2	122.4	
Religious periodicals		0141 .99	12/80	119.8	122.8	123.2	
Advertising		02	12/80	120.9	121.5	122.2	
General farm periodicals		0211 .99	12/80	115.6	115.6	115.6	
Industrial periodicals		0221 .99	12/80	120.3	120.5	121.0	
Merchandising periodicals		0222 .99	12/80	116.0	116.4	(³)	
Professional periodicals		0223 .99	12/80	110.6	110.7	(³)	
Women's periodicals		0231 .99	12/80	122.4	123.0	123.0	
General interest periodicals		0233 .99	12/80	123.1	125.0	126.0	
General news periodicals		0235 .99	12/80	132.9	132.9	132.9	
Religious periodicals		0241 .99	12/80	116.1	116.1	116.1	
Books							
0933							
Textbooks		01	12/80	113.5	114.4	115.4	
Elementary, hardbound		0111 .99	12/80	114.0	115.7	117.5	
Elementary, paperbound		0112 .99	12/80	114.2	116.0	119.1	
High school, hardbound		0113 .99	12/80	113.8	118.1	120.4	
College, hardbound		0115 .99	12/80	114.9	115.7	116.5	
College, paperbound		0116 .99	12/80	114.0	114.0	115.8	
Workbooks		0117 .99	12/80	114.2	118.2	119.6	
Technical, scientific & professional books		02	12/80	115.4	114.7	115.8	
Medical books, hardbound		0213 .99	12/80	106.6	108.1	108.5	
Medical books, paperbound		0214 .99	12/80	108.1	113.8	113.8	
Business books, hardbound		0215 .99	12/80	100.0	100.6	100.6	
Other, hardbound		0217 .99	12/80	125.2	125.2	125.2	
Religious books		03	12/80	112.5	113.1	113.1	
Other, paperbound		0315 .99	12/80	124.3	124.3	124.3	
General books		04	12/80	110.7	111.1	111.6	
Adult trade, hardbound		0411 .99	12/80	104.0	104.9	105.3	
Adult trade, paperbound		0412 .99	12/80	113.4	(³)	114.8	
Mass market paperbacks		0414 .99	12/80	109.6	111.0	111.6	
Juvenile books		0415 .99	12/80	98.5	98.5	98.5	
General reference books		05	12/80	120.7	124.2	124.4	
Subscription encyclopedias		0511 .99	12/80	118.2	122.3	122.3	
Other, including atlases		0514 .99	12/80	149.4	149.4	(³)	
Commercial printing							
0937							
Magazine and periodical printing		01	06/82	100.0	100.3	100.4	
Lithographic		0102 .99	06/82	100.0	99.8	100.1	
Labels for packaging, rolls and sheets		02	06/82	100.0	99.9	100.0	
Letterpress		0201 .99	06/82	100.0	99.6	99.6	
Lithographic		0202 .99	06/82	100.0	100.3	100.3	
Gravure		0203 .99	06/82	100.0	100.7	100.7	
Catalog and directory printing		03	06/82	100.0	100.6	100.6	
Lithographic		0302 .99	06/82	100.0	101.2	101.3	
Financial and legal printing		04	06/82	100.0	100.3	100.8	
Lithographic		0402 .99	06/82	100.0	100.6	101.4	
Advertising printing		05	06/82	100.0	100.1	100.4	
Letterpress		0501 .99	06/82	100.0	100.0	100.0	
Lithographic		0502 .99	06/82	100.0	100.2	100.5	
Other general job printing		06	06/82	100.0	100.9	100.8	
Letterpress		0601 .99	06/82	100.0	101.2	101.2	
Lithographic		0602 .99	06/82	100.0	100.7	100.5	
Gravure		0603 .99	06/82	100.0	100.5	100.5	
Commercial printing, n. e. c.		07	06/82	100.0	100.5	99.6	
Screen printing, excluding textiles		0701 .99	06/82	100.0	100.5	99.5	
Gravure plates and cylinders		0702 .99	06/82	100.0	100.1	100.1	
Metals and metal products							
10							
Iron and steel							
101							
1011							
Iron ore				282.1	282.1	282.1	
Mesabi, regular-unscreened	gr. ton	0106		308.4	308.4	308.4	\$32.530
Pellets	iron unit	0117	12/69	332.2	332.2	332.2	.837
1012							
Iron and steel scrap				218.8	211.4	204.7	
No. 1 heavy melting		01		211.8	205.0	200.6	52.315
Pittsburgh	gr. ton	0101 .01		220.7	215.1	204.0	55.000
Chicago	gr. ton	0102 .01		186.5	175.7	170.3	47.500
Philadelphia	gr. ton	0103 .01		218.6	211.5	204.3	57.000
Detroit	gr. ton	0104	06/77	102.0	104.0	96.0	48.000
Birmingham	gr. ton	0105 .01		232.9	214.3	234.9	57.000
Houston	gr. ton	C:06	06/77	91.6	87.0	90.1	59.000
Los Angeles	gr. ton	0107 .01		161.5	164.6	164.6	53.500
No. 2 heavy melting		02		214.3	204.9	199.5	46.101
Pittsburgh	gr. ton	0211 .01		206.8	194.9	184.9	46.500
Chicago	gr. ton	0212 .01		200.7	183.9	175.6	42.000

See footnotes at end of table.

Table 6. Producer prices and price indexes for commodity groupings and individual items—Continued

(1967=100 unless otherwise indicated)

Commodity	Unit	Commodity code ¹	Other index base	Index			Price
				June 1982 ²	Sep. 1982 ²	Oct. 1982 ²	Oct. 1982
Iron and steel scrap—Continued							
Philadelphia	gr. ton	1012 0213 .01		220.3	220.3	216.0	\$50,000
Birmingham	gr. ton	0215 .02		262.8	258.0	258.0	53,500
Houston	gr. ton	0216	06/77	81.3	76.4	79.7	49,000
Los Angeles	gr. ton	0217 .01		175.6	181.4	181.4	47,500
No. 2 bundles		03		210.5	196.8	189.8	35,540
Pittsburgh	gr. ton	0321 .01		187.9	178.9	172.2	38,500
Chicago	gr. ton	0322 .01		218.6	218.6	207.9	39,000
Philadelphia	gr. ton	0323 .01		226.4	216.3	216.3	43,000
Detroit	gr. ton	0324	06/77	127.5	110.1	98.6	34,000
Birmingham	gr. ton	0325 .01		223.6	213.9	213.9	33,000
Houston	gr. ton	0326	06/77	82.8	82.8	82.8	41,000
Los Angeles	gr. ton	0327 .02		104.3	60.4	60.4	11,000
Melting, r.r. no. 1		04		210.7	201.8	197.8	55,873
Pittsburgh	gr. ton	0431 .01		184.3	179.7	170.4	55,000
Chicago	gr. ton	0432 .01		192.2	181.7	174.8	50,000
Birmingham	gr. ton	0435 .01		239.5	215.3	231.4	57,500
Houston	gr. ton	0436	06/77	123.7	123.7	123.7	81,000
No. 1 cupola cast iron		05		187.6	181.8	179.2	62,781
Pittsburgh	gr. ton	0541	06/77	88.7	88.0	84.5	60,000
Philadelphia	gr. ton	0543	06/77	96.6	88.5	88.5	54,000
Detroit	gr. ton	0544	06/77	76.6	76.6	76.6	67,000
Birmingham	gr. ton	0545	06/77	96.3	92.6	92.6	75,000
Houston	gr. ton	0546	06/77	89.4	89.4	89.4	72,000
Los Angeles	gr. ton	0547	06/77	119.9	113.0	113.0	82,500
No. 1 bundles		06		227.6	222.3	215.2	58,898
Pittsburgh	gr. ton	0651 .01		230.6	224.0	211.0	64,500
Chicago	gr. ton	0652 .01		213.7	210.2	199.9	58,000
Philadelphia	gr. ton	0653 .01		214.2	214.2	211.0	65,000
Detroit	gr. ton	0654	06/77	103.5	105.3	91.2	52,000
Birmingham	gr. ton	0655 .01		244.6	227.8	250.8	60,000
Houston	gr. ton	0656	06/77	94.7	94.7	94.7	62,000
Los Angeles	gr. ton	0657 .01		197.9	184.5	184.5	53,600
Stainless bundles		07		226.0	218.5	203.6	507,826
Pittsburgh	gr. ton	0761 .01		235.8	216.7	199.6	525,000
Chicago	gr. ton	0762 .01		214.2	206.4	188.9	485,000
Detroit	gr. ton	0764	06/77	107.9	121.1	121.1	575,000
Foundry and forge shop products							
Pressure & soil pipe and fittings, cast ir		1015 02	12/80	345.5	344.4	346.8	
Soil pipe & fittings, gray & ductile iron		0235 .99	12/80	101.6	102.4	102.4	
Pressure pipe and fittings, ductile iron		0237 .99	12/80	101.1	101.7	101.7	
Pressure pipe and fittings, gray iron		0239 .99	12/80	102.0	102.0	102.1	
Motor vehicle castings, gray & ductile iron		03	12/80	101.7	103.2	103.2	
Castings for passenger cars, gray iron		0321 .99	12/80	105.8	104.1	107.6	
Castings for other motor vehicles, gray iron		0322 .99	12/80	102.7	100.6	103.2	
Castings for passenger cars, ductile iron		0323 .99	12/80	112.6	111.7	117.3	
Gray & ductile iron castings, other		04	12/80	112.0	109.5	115.9	
Molds & stools for heavy steel ingots		0423 .99	12/67	110.4	110.6	110.6	
Castings for construction & utility use		0425 .99	12/80	393.1	393.1	393.1	
Ductile iron castings, other		0427 .99	12/80	109.3	109.1	109.1	
Gray iron castings, other		0429 .99	12/80	109.7	110.8	110.8	
Malleable iron foundries		05	06/81	111.4	111.5	111.5	
Standard malleable iron castings		0511 .99	06/81	103.8	103.8	104.0	
Pearlitic malleable iron castings		0522 .99	06/81	104.5	104.8	105.0	
Steel investment foundries		06	06/81	(?)	101.2	101.2	
High alloy steel investment castings		0621 .99	06/81	111.3	111.9	112.2	
Other steel foundries, carbon steel castings		07	06/81	112.1	(?)	113.0	
Railroad wheels and specialties		0712 .99	06/81	105.3	105.2	105.3	
All other carbon steel castings		0736 .99	06/81	97.8	97.3	97.4	
Other steel foundries, high alloy steel cast		08	06/81	107.3	107.5	107.6	
All other high alloy steel castings		0818 .99	06/81	103.4	103.4	103.4	
Other steel foundries, low alloy steel cast		09	06/81	103.9	103.9	103.9	
All other low alloy steel castings		0917 .99	06/81	107.1	107.3	107.3	
Open die or smith forgings, ferrous		12	06/82	100.0	98.3	97.6	
Alloy steel, excluding stainless and hi-temp		1263 .99	06/82	100.0	98.7	97.4	
Other forge shop products		13	06/82	100.0	99.9	99.9	
Closed die forgings, carbon steel		1351 .34		400.5	399.6	399.6	
Blast and electric furnace products							
Blast furnace products		1016 02	06/82	314.3	316.6	316.6	
Pig iron		0291 .99	06/82	100.0	100.6	100.6	
Electric furnace products		03	06/82	100.0	100.7	100.7	
Ferromanganese	gr. ton	0311 .04		100.0	100.9	100.9	
Ferrosilicon	lb.	0312 .03		286.5	286.5	286.5	474,333
Charge chrome	lb.	0313 .04		313.1	319.4	319.4	454
				313.1	313.1	313.1	503
Steel mill products⁷							
Semifinished steel mill products		1017 02	06/82	349.9	348.4	349.8	
Semifinished steel mill products		0299 .99		100.0	100.0	99.6	
Hot rolled sheet and strip, incl. tin mill		03	06/82	370.4	370.5	369.0	
				100.0	99.8	101.4	

See footnotes at end of table.

Table 6. Producer prices and price indexes for commodity groupings and individual items—Continued

(1967 = 100 unless otherwise indicated)

Commodity	Unit	Commodity code ¹	Other index base	Index			Price
				June 1982 ²	Sep. 1982 ²	Oct. 1982 ²	Oct. 1982
Steel mill products—Continued		1017					
Hot rolled bars, plates, & structural shap		04	06/82	100.0	99.0	99.0	
Steel wire		05	06/82	100.0	99.2	99.2	
Plain wire, carbon steel		0511 .99		365.8	363.6	363.2	
Galvanized wire, carbon steel		0515 .99	06/82	100.0	99.0	99.0	
Other coated wire, carbon steel		0519 .99	06/82	100.0	99.0	99.1	
Wire, stainless steel		0551 .99	06/82	100.0	98.4	98.4	
Steel pipe and tubes		06	06/82	100.0	99.5	99.4	
Standard pipe, carbon		0611 .99	06/82	100.0	99.8	99.8	
Line pipe, carbon		0612 .99		417.0	417.0	417.0	
Casing (OCTG), carbon		0614 .99		453.6	451.7	451.3	
Tubing (OCTG), carbon		0615 .99	06/82	100.0	(?)	96.5	
Pressure tubing, seamless, carbon		0621 .99	06/82	100.0	92.6	92.6	
Pressure tubing, welded, carbon		0622 .99	06/82	100.0	99.2	99.2	
Mechanical tubing, seamless, carbon		0623 .99		442.5	432.8	432.8	
Mechanical tubing, welded, carbon		0624 .99		303.4	(?)	302.6	
Structural pipe and tubing, carbon		0627 .99	06/82	100.0	(?)	100.0	
Casing (OCTG), alloy		0634 .99		586.2	586.2	586.2	
Tubing (OCTG), alloy		0635 .99	06/82	100.0	100.0	100.0	
Mechanical tubing, alloy		0645 .99	06/82	100.0	98.0	98.0	
Pressure tubing, welded, stainless		0662 .99	06/82	100.0	100.1	100.0	
Mechanical tubing, seamless, stainless		0663 .99		236.3	(?)	(?)	
Mechanical tubing, welded, stainless		0664 .99		213.2	(?)	(?)	
Other pipe and tubing, incl. std. pipe, stainless		0669 .99	06/82	100.0	104.6	(?)	
Cold rolled sheets and strip		07	06/82	100.0	99.7	99.6	
Sheets, c.r., carbon		0711 .99		343.6	342.9	342.9	
Strip, c.r., carbon		0715 .99		347.8	347.9	347.9	
Sheets and strip, c.r., alloy		0733 .99	06/82	100.0	100.0	100.0	
Sheets, c.r., stainless		0751 .99		247.3	240.8	236.4	
Strip, c.r., stainless		0755 .99		233.2	233.2	233.2	
Cold finished bars		08	06/82	100.0	101.1	100.9	
Bars, c.f., carbon		0811 .99		332.7	336.7	336.4	
Bars, c.f., alloy		0831 .99		354.7	361.1	361.1	
Bars, c.f., stainless, 300 series		0852 .99		288.2	287.0	283.5	
Bars, c.f., stainless, 400 series		0853 .99	12/77	142.8	(?)	(?)	
Other steel mill products		09	06/82	100.0	100.5	100.5	
Nonferrous metals		102		253.4	263.4	263.2	
Primary nonferrous metals		1022		263.5	289.6	287.5	
Primary nonferrous metals, except precious		01		239.5	246.1	244.0	
Aluminum paste pigment	lb.	0109 .01		303.7	303.7	303.7	\$1.378
Primary aluminum ingot, unalloyed		0117 .99	12/80	92.7	92.4	93.8	
Primary aluminum ingot, alloyed		0118 .99	12/80	95.0	93.4	91.4	
Primary aluminum, other types, except extrusion bill		0119 .99	12/80	98.8	(?)	(?)	
Aluminum extrusion billet		0121 .99	12/80	90.4	89.5	89.3	
Cobalt	lb.	0122		675.7	675.7	675.7	12.500
Domestic copper cathode		0123 .99		180.0	175.8	171.0	
Tin, pig, grade A	lb.	0126 .01		296.5	379.4	381.5	5.700
Lead, pig, common	lb.	0127		185.7	196.4	185.7	.260
Nickel, cathode sheets		0128		376.1	376.1	376.1	3.290
Zinc, slab, prime Western	lb.	0132		256.0	295.2	290.8	.418
Zinc, slab, special high grade	lb.	0133		244.0	277.4	277.4	.415
Antimony	lb.	0136		311.2	307.0	300.0	1.075
Mercury, 76 lb. flask	flask	0146 .01		73.9	69.6	75.1	375.000
Magnesium, pig ingot	lb.	0151		372.7	372.7	372.7	1.340
Titanium sponge	lb.	0156 .02		400.7	400.7	400.7	5.550
Precious metals		02		461.1	690.0	687.6	
Gold, refined	tr. oz.	0271		900.0	1297.9	1260.8	441.250
Silver, bar, refined, .999 fine	tr. oz.	0272		355.3	604.6	620.4	9.430
Platinum	tr. oz.	0273		431.3	431.3	(?)	(?)
Nonferrous scrap		1023		165.7	175.1	174.3	
Copper base scrap		01		118.6	130.5	130.6	
Copper scrap, no. 2 refiner	lb.	0106 .01		107.9	125.9	127.2	.495
Heavy yellow brass scrap	lb.	0111		132.0	138.6	138.6	.315
No. 1 composition (red brass) scrap	lb.	0116		148.4	151.4	147.0	.505
Aluminum base scrap		02		292.7	292.7	292.7	
Aluminum seg. low-copper clips, N.Y. lb.		0222 .01		310.9	310.9	310.9	.245
Old aluminum, scrap, sheet and cast, N.Y.	lb.	0223 .01		294.8	294.8	294.8	.160
Other nonferrous scrap nec.		03		203.1	209.5	202.7	
Scrap lead battery plates	lb.	0321		288.4	304.4	287.5	.180
New scrap nickel, clips and solids, N.Y.	lb.	0326		135.2	135.2	135.2	1.175
Block tin pipe scrap	lb.	0331		306.8	306.8	306.8	3.875
Old scrap zinc N.Y.	lb.	0336 .01		168.2	168.2	168.2	.075
Secondary nonferrous metals		1024		225.3	238.6	235.6	
Aluminum, except extrusion billet		02	12/80	74.2	72.3	71.9	
Aluminum ingot		0201 .99	12/80	70.7	69.2	69.0	
Other types, except extrusion billet		0202 .99	12/80	76.8	73.6	72.1	
Refined copper		03	12/80	71.4	77.4	74.5	

See footnotes at end of table.

Table 6. Producer prices and price indexes for commodity groupings and individual items—Continued

(1967 = 100 unless otherwise indicated)

Commodity	Unit	Commodity code ¹	Other index base	Index			Price
				June 1982 ²	Sep. 1982 ²	Oct. 1982 ²	Oct. 1982
Secondary nonferrous metals—Continued							
		1024					
Brass ingot, alloyed		0302 .99	12/80	78.7	(³)	(³)	
Bronze ingot, alloyed		0304 .99	12/80	84.0	(³)	(³)	
Refined lead		04	12/80	89.6	89.0	88.8	
Babbitt metal, alloyed		0403 .99		276.2	(³)	(³)	
Refined zinc		05	12/80	90.9	98.5	101.1	
Zinc dust, unalloyed		0502 .99	12/80	120.8	(³)	(³)	
Zinc-base alloys		0503 .99	12/80	89.9	96.3	99.9	
Precious metals		06	12/80	48.2	69.5	67.8	
Gold, unalloyed		0601 .99	12/80	52.0	73.5	71.3	
Silver, unalloyed		0602 .99	12/80	32.4	54.8	55.7	
Other nonferrous metals		07	12/80	93.5	92.0	93.4	
		1025					
Nonferrous mill shapes							
		01		296.1	300.7	304.7	
Aluminum mill shapes							
Sheet, flat 5052-H 32	lb.	0101 .04		296.9	296.7	295.3	
Sheet, flat 2024-T3, heat treatable	lb.	0102 .03	12/68	285.4	285.4	285.4	\$1.191
Sheet, coiled, bare, siding		0103 .99		304.7	304.7	305.1	1.939
Sheet, coiled, bare, finstock		0104 .99		256.5	255.8	255.8	
Sheet, coiled, bare, reroll (foil base)		0105 .02		301.3	(³)	(³)	
Sheet, coiled, bare, all others		0107 .99	06/81	289.9	289.9	289.9	.832
Sheet, coiled, nonheat-treatable, precoated		0108 .99	06/81	102.3	102.3	101.8	
Sheet, flat, nonheat-treatable, bare		0109 .99	06/81	106.3	106.3	106.3	
Foil, plain (under .006 inches)		0111 .99		108.8	107.8	107.8	
Tube, extruded, 6000 alloy series		0121 .99	12/68	214.1	211.6	211.6	
Tube, drawn, 6000 alloy series		0123 .99	12/69	276.2	269.9	269.3	
Plate, heat treatable 7075-T651	lb.	0127 .03	12/68	282.9	282.9	282.9	
Plate, nonheat-treatable, 5083-H32		0128 .05		390.8	390.8	390.8	2.140
Bar, extruded, other than 2000 and 7000 alloy series		0132 .99	12/81	345.7	345.7	345.7	1.724
Pipe, extruded		0135 .99	12/81	98.9	97.4	97.4	
Rod, screw machine stock, 2011-T3	lb.	0141 .01		100.0	98.6	98.6	(³)
Rod, extruded, other than 2000 and 7000 alloy series		0147 .99	12/81	(³)	(³)	(³)	
Extrusion, solid, circle size under 3		0151 .99	12/81	99.0	97.4	97.4	
Extrusion, solid, circle size 3 to under 4		0152 .99	12/81	99.7	98.8	98.6	
Extrusion, solid, circle size 4 to under 5		0153 .99	12/81	98.4	97.1	96.7	
Extrusion, solid, circle size 5 to 9		0154 .99	12/81	99.6	99.2	99.1	
Extrusion, solid, cir. size 10 and over	lb	0155 .03		99.0	96.2	96.0	
Extrusion, solid, in 2000 and 7000 alloy series		0157 .99	12/81	286.2	283.9	283.9	
Copper and brass mill shapes							
		02		(³)	97.7	95.9	
Copper-base alloy strip		0231 .99		201.5	202.1	201.1	
Copper-base alloy rod		0232 .99		238.5	239.7	237.9	
Copper-base alloy tube; non-plumbing		0233 .99		162.1	163.9	163.9	
Copper tubing, non-plumbing		0253 .99		245.8	249.6	252.0	
Copper tubing, plumbing		0254 .99	12/80	213.9	200.9	200.8	
Copper sheet or strip		0255 .99		72.2	72.6	72.9	
Copper rod		0256 .99	12/80	231.7	234.7	231.3	
Nickel alloy mill shapes		04	12/70	83.3	(³)	82.8	
Nickel plate, 200 alloy	lb.	0462	12/70	303.8	303.8	303.8	
Monel sheet, 400 alloy	lb.	0463		293.1	(³)	293.1	6.390
Titanium mill shapes		05	12/70	377.5	(³)	377.5	5.190
Titanium mill shapes		0501 .99	06/82	375.5	370.2	339.8	
Other mill shapes		19	12/70	100.0	99.4	91.3	
Gold mill shapes		1901 .99	06/82	329.8	376.5	427.5	
				100.0	118.4	138.1	
		1026					
Nonferrous wire and cable							
		01		203.7	200.5	198.3	
Copper wire and cable							
Bare wire, no. 8 awg		0101		196.1	193.4	191.2	
Copper bare wire, alloyed		0102 .99	12/80	158.6	173.3	166.5	
Automotive primary wire	1000 ft.	0103 .01		94.3	94.2	94.6	
Building wire, type THW, 12 AWG	1000 ft.	0106 .06		220.1	219.9	219.9	15.633
Building wire, type THW, 500 MCM	1000 ft.	0107 .02	12/69	140.3	143.1	147.0	
Building wire, type RHW-RHH	1000 ft.	0109 .02	12/69	130.8	121.6	123.5	
Nonmetallic sheathed cable 12/2, w.g.	1000 ft.	0111 .04		105.0	107.0	107.8	
Control cable, thermoplastic insul.	1000 ft.	0119 .01	12/69	162.1	159.6	155.9	
Cord sets, power supply, 6'	per 1000	0137 .09	12/68	191.3	191.3	(³)	(³)
Magnet wire, class B, no.25, solderable	100 lbs.	0143 .01	12/69	229.7	229.2	229.0	
Magnet wire, class F, no. 18 AWG	100 lbs.	0144 .01	12/69	169.5	165.5	162.7	
Magnet wire, class H, no. 17 AWG	100 lbs.	0145 .01	12/69	165.1	160.7	157.5	
Magnet wire, class A, no.35, solderable	100 lbs.	0147 .05		153.8	149.6	146.6	
Telephone cable, polyethylene	1000 ft.	0151 .11	12/68	207.4	204.2	201.8	
Aluminum wire and cable		02	12/69	225.6	219.3	217.9	
ACSR cable, (drake)	lb.	0261 .04		236.9	230.1	227.9	
Service entrance cable	1000 ft.	0267 .03		275.5	266.2	262.7	.896
Magnet wire, class F, no. 17 AWG	100 lbs.	0281 .03	12/69	252.9	244.6	242.7	295.928
				255.1	255.1	255.1	
		1028					
Nonferrous foundry shop products							
		01	06/77	127.7	129.3	130.0	
Zinc castings							
Automotive, plated	part	0101 .06	06/77	127.0	126.8	127.1	
Automotive, non-plated	part	0102	06/77	124.0	129.5	130.9	
Non-automotive, plated	part	0103 .05	06/77	132.4	(³)	134.0	
Non-automotive, non-plated	part	0104 .07	06/77	(³)	(³)	(³)	

See footnotes at end of table.

Table 6. Producer prices and price indexes for commodity groupings and individual items—Continued

(1967 = 100 unless otherwise indicated)

Commodity	Unit	Commodity code ¹	Other index base	Index			Price
				June 1982 ²	Sep. 1982 ²	Oct. 1982 ²	Oct. 1982
Nonferrous foundry shop products—Continued							
Aluminum castings		1028					
Die casting, automotive	ea.	02 0201 .05	12/72	263.1	262.3	262.3	
Metal containers		103		329.9	328.7	328.7	
Metal cans and can components		1031		332.4	331.0	331.0	
Steel cans		02	06/81	104.6	104.1	104.1	
Beer can		0206 .07		(?)	(?)	(?)	
Fruit and fruit juice can		0209 .99	06/81	109.8	109.8	109.8	
Vegetable & vegetable juice can		0211 .99		(?)	363.8	(?)	
Lard and shortening can		0214 .99	06/81	(?)	108.7	(?)	
All other food (including soup) cans		0215 .99	06/81	108.1	106.9	106.9	
Paint and varnish can		0218 .99	06/81	108.3	108.5	108.3	
All other non-food cans		0222 .99	06/81	102.9	102.8	103.1	
Aluminum cans		03	06/81	106.2	106.0	105.9	
Beer can		0302 .99	12/70	261.1	(?)	260.3	
Metal can component (steel and aluminum)		04	06/81	111.8	111.8	111.8	
Metal can components (steel and aluminum)		0401 .99	06/81	111.8	111.8	111.8	
Barrels, drums, and pails		1032		317.1	317.1	317.1	
Steel barrel, 55 gal.	ea.	0111 .03		334.8	334.8	334.8	\$22.136
Steel pail, 5 gal	per 100	0116 .04		277.9	277.9	277.9	
Hardware		104		280.3	280.4	280.8	
Hardware, n.e.c.		1041		257.2	257.0	257.5	
Builders hardware		01		270.7	271.6	271.6	
Padlock combination	doz.	0105 .01	12/75	134.3	134.3	134.3	
Padlock, pin tumbler	doz.	0108 .04		346.2	346.2	346.2	50.323
Cabinet hinge	ea.	0111 .06		267.7	276.7	276.7	
Door lock, mortise, std. duty, keyed	ea.	0113 .03	12/75	168.4	169.1	169.1	
Door lock, bored, std. duty, keyed	ea.	0114 .03	12/70	267.8	267.9	267.9	
Door lock, bored, residential, keyless	ea.	0116 .08		261.9	257.4	257.4	4.773
Door lock, bored, residential, keyed	ea.	0118 .03	12/75	166.0	166.0	166.0	12.454
Exit device, heavy duty, rim type	ea.	0119 .06	12/67	282.0	284.2	284.2	147.181
Full mortise hinges, light wt.	pr.	0121 .02		280.5	280.5	280.5	.899
Sash fastener	ea.	0125 .03	12/67	299.2	299.2	299.2	.431
Screen door closer, pneumatic type	ea.	0129 .03	12/70	266.4	266.4	266.4	
Door closer, overhead, commodity grade	ea.	0131 .05		218.5	218.5	218.5	31.050
Door stop	ea.	0136 .03	12/75	164.1	172.9	172.9	
Cabinet pull	ea.	0137 .01	12/75	173.5	173.9	173.9	.444
Dead lock, standard duty	ea.	0138 .01	12/75	143.7	143.1	143.1	11.297
Transportation equipment hardware		03	12/67	226.8	223.6	224.7	
Other automobile hardware	set	0345 .31	12/67	220.8	207.9	207.9	
Stern cleat, marine	ea.	0347 .05	12/68	257.9	259.3	265.1	
Stern light, marine	ea.	0351 .06	12/68	259.7	259.1	259.1	
Furniture hardware		04		352.4	363.1	363.1	
Bedframe caster	400 pcs	0456 .04	12/67	307.1	323.8	323.8	
Caster, office chair	ea.	0457 .06	12/67	278.5	299.4	299.4	
Desk lock, cam type	ea.	0461 .02	12/67	380.6	380.6	380.6	
Hand tools		1042		341.4	342.3	342.3	
Axe, single bit	doz.	0106 .04		345.7	345.7	345.7	149.274
Wood chisel - 1 inch	ea.	0121 .07		282.7	287.3	(?)	
Wrench, open end	ea.	0131 .01		345.2	345.2	345.2	2.688
Wrench, box	ea.	0132 .01		398.0	398.0	398.0	4.298
Wrench, adjustable	ea.	0133		318.7	318.7	318.7	5.388
Pipe wrench, heavy duty	ea.	0134 .03		368.1	378.8	378.8	11.921
Screw driver	ea.	0141 .03		275.7	275.7	275.7	1.833
Automobile bumper jack, ratchet type	ea.	0144 .05	12/67	718.5	617.2	617.2	
Vise, standard	ea.	0146 .01		340.8	346.0	346.0	131.132
Wrench socket	ea.	0147 .03		297.2	297.2	297.2	
Pliers	ea.	0151 .02		326.1	326.1	326.1	6.141
Shovel	ea.	0156		354.6	377.9	377.9	12.185
Hammer, carpenter	doz.	0161 .03		297.1	297.1	297.1	
Hoe, field and garden	ea.	0166 .01		345.2	370.3	370.3	7.294
File flat	doz.	0176 .01		436.0	447.4	447.4	29.204
Hacksaw blades	per 100	0181 .02		173.3	173.3	173.3	19.084
Handsaw, crosscut	ea.	0182 .01	12/72	198.8	198.8	198.8	10.221
Plumbing fixtures and brass fittings		105		282.6	277.0	277.8	
Enameled iron fixtures		1051		307.8	311.5	315.0	
Enameled iron bathtubs		0101 .99		285.8	288.7	290.7	
Enameled iron lavatories		0111 .05		354.9	361.1	367.9	
Enameled iron sinks		0121 .02		349.5	353.2	360.0	
Vitreous china fixtures		1052		266.2	268.0	270.0	
Lavatory	ea.	0101 .04		303.3	307.3	310.9	
Water closet combination	ea.	0111 .05		233.0	232.4	232.7	

See footnotes at end of table.

Table 6. Producer prices and price indexes for commodity groupings and individual items—Continued

(1967 = 100 unless otherwise indicated)

Commodity	Unit	Commodity code ¹	Other index base	Index			Price
				June 1982 ²	Sep. 1982 ²	Oct. 1982 ²	Oct. 1982
Steel fixtures		1053		231.1	231.3	231.1	
Enameled steel bathtubs		0101 .99		204.3	(?)	204.0	
Stainless steel sinks		0113 .99	12/74	145.9	146.1	146.7	
Enameled steel lavatories		0121 .99	12/80	104.3	104.3	101.2	
Brass fittings		1054		290.2	278.9	279.0	
Bathtub drain and overflow	ea.	0111 .05		259.2	262.9	262.9	\$21.658
Bathtub and shower fitting combination	ea.	0112 .04		291.8	295.7	295.7	40.270
Single control bath/shower combo	ea.	0113 .02	12/75	171.7	173.2	173.2	37.017
Lavatory faucet, combination	ea.	0121 .05		264.2	267.9	267.9	27.314
Sink faucet, deck type	ea.	0141 .07		297.0	297.0	297.0	24.519
Single control kitchen sink	ea.	0142 .03	12/75	166.5	168.3	168.3	32.480
Lavatory trap, bent tube, adjustable	ea.	0161		335.1	291.3	291.3	
Water control/float valve	ea.	0162 .01	12/75	180.8	178.4	179.2	
Heating equipment		106		238.5	239.3	238.7	
Steam and hot water equipment		1061		244.0	244.1	245.4	
Gas heating boilers		0102 .99		250.1	250.3	250.3	
Oil heating boilers		0103 .99		265.7	265.7	265.7	
Steel heating boilers		0111 .99		244.4	244.4	244.4	
Steel heating boilers over 400 mbh		0113 .99	12/80	111.9	111.9	111.9	
Steel radiators and convectors		0131 .99	12/80	120.0	(?)	(?)	
All other radiators and convectors		0141 .99	12/80	112.4	113.1	113.1	
Warm air furnaces		1062		239.7	236.4	236.5	
Gas-fired wall furnaces		0136 .99		313.2	319.6	(?)	
Steel, forced air, gas, 72-88 mbtu	ea.	0142 .15		252.4	250.7	250.7	306.138
Gas-fired floor furnaces		0146 .99	12/80	123.4	125.6	125.6	
Conversion burners		1063		234.3	234.3	234.3	
Commercial/industrial oil burners		0111 .99	12/80	113.6	113.6	113.6	
Gas burners over 400 mbh		0116 .99	12/80	112.2	112.2	112.2	
Gas burners, 400 mbh and under		0121 .99		245.9	245.9	245.9	
Com./ind. dual fuel burners		0136 .99	12/80	116.7	116.7	116.7	
Domestic heating stoves		1064		197.5	207.2	207.2	
Wood/coal stoves, non-airtight		0121 .99	12/80	107.3	114.5	114.5	
Wood/coal stoves, airtight		0126 .99	12/80	109.9	111.4	111.4	
Unit heaters and ventilators		1065		214.9	227.2	227.7	
Unit heaters		01	12/67	282.9	289.3	290.7	
Gas fired propeller-fan type, under 400 mbh		0121 .99		251.4	(?)	(?)	
Steam, propeller fan type	ea.	0126 .05	12/67	280.8	292.9	292.9	292.854
Water heaters, domestic		1066		235.4	240.0	235.9	
Electric	ea.	0101 .08		206.9	209.0	207.1	
Gas	ea.	0113 .05		251.7	258.2	252.4	
Other systems and other parts		1067		113.6	113.9	113.8	
Other heating systems		01	12/80	114.3	115.0	114.7	
Gas-fired infra-red heaters		0116 .99	12/80	110.8	111.9	111.9	
Non-electric fireplaces		0121 .99	12/80	110.2	111.7	108.3	
Other heating systems, n. e. c.		0126 .99	12/80	113.6	114.5	114.6	
Other parts for heating systems		02	12/80	113.3	113.5	113.5	
Other parts, n. e. c.		0216 .99	12/80	116.8	118.2	118.1	
Fabricated structural metal products		107		305.3	304.2	303.7	
Metal doors, sash, and trim		1071		289.2	294.6	294.3	
Window, aluminum, res. slide type	ea.	0111 .05		310.8	(?)	(?)	
Window, aluminum, res. single hung	ea.	0112 .11		283.8	281.8	281.8	
Window, aluminum, com., projected	ea.	0113	12/71	216.6	216.6	207.7	
Window, aluminum, com., double hung	ea.	0114 .06	12/71	244.0	(?)	(?)	
Door assembly, steel	ea.	0121 .05		326.5	343.2	343.2	88.289
Door frame, steel	ea.	0122 .04		298.0	333.6	333.6	27.022
Sliding glass door, aluminum	ea.	0123 .02	12/71	208.0	199.9	199.9	
Aluminum storm window	ea.	0131 .04		273.2	275.5	275.5	28.630
Aluminum storm door combination	ea.	0132 .10		237.6	253.8	253.8	
Metal tanks		1072		312.5	312.2	312.6	
Pressure vessels, non-aluminum		0102 .99	06/80	123.2	(?)	122.3	
Elevated water tank, field erected		0111 .99		443.7	445.3	(?)	
Bulk storage tank, 6,000 gallons or less		0112 .99		330.2	328.0	325.6	
Bulk storage tank, over 6,000 gallons		0113 .99		304.0	301.3	300.4	
Non-LPG gas cylinders		0122 .99	06/80	111.1	110.3	110.3	
Other pressure tanks		0133 .99	06/80	107.6	107.6	107.6	
Custom tank, 3/4 in. and less		0138 .99	06/80	120.8	120.4	121.5	
Custom tanks, over 3/4 in.		0139 .99	06/80	(?)	113.1	113.1	
Petroleum storage tanks		0147 .99	06/80	114.1	114.5	112.8	

See footnotes at end of table.

Table 6. Producer prices and price indexes for commodity groupings and individual items—Continued

(1967 = 100 unless otherwise indicated)

Commodity	Unit	Commodity code ¹	Other index base	Index			Price
				June 1982 ²	Sep. 1982 ²	Oct. 1982 ²	Oct. 1982
Sheet metal products		1073		304.5	304.7	304.7	
Roofing, steel, formed	square	0101 .06		348.0	348.0	348.0	\$28.714
Siding aluminum, noninsul. mfr. to dist.	square	0111 .04		258.8	258.1	258.1	54.140
Siding alum., insulated, mfr. to dist.	square	0113 .06		206.4	206.8	206.5	56.843
Furnace pipe, galv., 30 gal., 6 in. dia.	ea.	0155 .03		201.8	194.9	194.9	1.708
Elbows 90 dg., galv., 30 ga., 6 in. dia.	ea.	0157 .03		293.1	283.5	283.5	.919
Grain bin, farm	ea.	0159 .05	12/75	168.4	176.7	176.7	
Grain bin, commercial	ea.	0161 .04	12/75	154.6	163.3	163.3	
Struct., arch., pre-eng. metal products		1074		305.8	299.9	298.4	
Fabricated iron and steel pipe and fitting		02	06/81	105.7	104.0	104.5	
Fossil fuel power plant		0202 .99	06/81	(³)	102.2	(³)	
Other iron and steel pipe fabrication		0214 .99	06/81	104.7	104.7	106.0	
Fabricated iron and steel tube and fitting		03	06/81	105.8	106.2	106.2	
Seamless tubing		0301 .99	06/81	102.2	105.4	105.4	
Welded tubing		0302 .99	06/81	107.3	106.5	106.5	
Nonferrous pipe and tube fabrication		04	06/81	101.5	101.2	101.2	
Aluminum pipe and tube fabrication		0401 .99	06/81	(³)	106.1	106.1	
Fabricated structural metal		05	06/81	104.8	102.5	102.1	
Fabricated structural metal for buildings		0501 .99		(³)	309.0	306.4	
Fabricated structural metal for bridges		0511 .99		(³)	291.0	293.1	
Other fabricated structural metal		0512 .99	06/82	100.0	98.1	98.2	
Miscellaneous metal work		07	06/81	99.4	97.4	96.4	
Expanded metal lath	sq. yd.	0781 .02		336.5	336.5	336.5	1.379
Expanded corner bead	m lin.ft.	0782 .01		334.0	334.0	334.0	147.389
Fabricated bars	lb.	0791 .09	12/73	173.4	168.4	167.5	
Heat exchangers and condensers		1075	06/80	120.0	121.7	122.6	
Bare tube heat exchangers		0101 .99	06/80	126.7	129.9	131.7	
Fin tube heat exchangers		0102 .99	06/80	114.0	114.1	114.1	
Fabricated steel plate		1076	06/80	111.6	111.7	111.6	
Large diameter pipe		0101 .99	06/80	121.7	121.7	121.7	
Weldments		0111 .99	06/80	111.4	111.4	111.4	
Other fabricated plate		0121 .99	06/80	108.9	109.0	(³)	
Steel power boilers		1077	06/80	119.7	122.6	122.7	
Prefabricated metal buildings		1079	06/81	106.7	105.6	105.6	
Prefab. metal bldg systems, ex. farm svcs		01	12/81	99.6	99.0	98.9	
Industrial and commercial		0115 .99	12/81	99.7	99.0	99.0	
Public and educational		0118 .99	12/81	97.9	97.9	(³)	
Other prefab. & portable metal buildings		02	12/81	105.3	103.3	103.4	
Grain storage bldgs., incl. farm & commercial types		0214 .99	12/81	107.6	107.6	107.6	
Other farm service buildings, steel and aluminum		0215 .99	12/81	105.9	105.9	105.9	
Small utility bldgs, incl. tool sheds, cabanas, etc.		0221 .99	12/81	103.6	98.7	99.5	
Dwellings & other non-farm buildings		0235 .99	12/81	107.3	107.8	107.0	
Panels, parts, & sections for prefab bldgs		03					
Panels, parts, sections for prefabricated buildings		0354 .99	12/81	99.7	99.5	99.5	
Miscellaneous metal products		108		283.9	289.3	289.7	
Bolts, nuts, screws, rivets, and washers		1081		270.8	274.4	273.8	
Externally thread. fasteners, ex. aircraft		02	06/82	100.0	99.8	100.1	
Hex bolts		0206 .99	06/82	100.0	91.5	90.5	
Square and round bolts		0207 .99	06/82	100.0	101.8	101.8	
Studs		0208 .99	06/82	100.0	101.1	101.8	
Flanged, self-locking set and wood screws		0209 .99	06/82	100.0	100.9	101.2	
Machine screws		0221 .99	06/76	(³)	150.9	150.6	
Cap screws		0231 .99		195.4	189.9	197.0	
Mine roof bolt	per 100	0241 .06	12/71	212.7	208.6	208.6	
High-strength structural and bent bolts		0246 .99	12/76	121.8	124.2	124.4	
Thread-cutting & rolling, & self drilling screws		0256 .99	06/82	100.0	98.4	98.4	
Other externally threaded fasteners		0261 .99	06/82	100.0	100.2	100.2	
Internally thread. fasteners, ex. aircraft		03	06/82	100.0	103.3	101.7	
Nonthreaded fasteners, except aircraft		04	06/82	100.0	99.9	98.9	
Aircraft-aerospace fasteners		05	06/82	100.0	100.0	100.0	
Aircraft-aerospace fasteners		0536 .99	06/82	100.0	100.0	100.0	
Other formed fasteners		06	06/82	100.0	100.2	100.2	
Lighting fixtures		1083		262.8	262.4	263.1	
Residential		02	06/81	106.1	106.7	107.9	
Res., incand., ceiling, enclosed bowl	ea.	0203 .13		309.0	317.8	317.8	
Res., incand., exterior wall bracket	ea.	0209 .03		347.6	347.6	355.3	
Residential fluorescent ceiling fixture	ea.	0211 .09	12/69	215.7	215.7	215.7	
Commercial/institutional or industrial		03	06/81	106.6	105.7	105.7	
Commercial incandescent fixtures, surface or pendant		0301 .99	12/68	260.8	260.8	264.2	
Commercial incandescent fixtures, recessed		0303 .99	06/81	(³)	(³)	103.1	
Other commercial incand. fixtures, incl. portable		0307 .99	06/81	105.6	105.6	105.6	
Commercial H.I.D. fixtures, mercury and other types		0311 .99	06/81	113.3	112.4	(³)	
Commercial fluor. fixtures, recessed air handling		0321 .99		228.3	228.3	232.0	

See footnotes at end of table.

Table 6. Producer prices and price indexes for commodity groupings and individual items—Continued

(1967 = 100 unless otherwise indicated)

Commodity	Unit	Commodity code ¹	Other index base	Index			Price
				June 1982 ²	Sep. 1982 ²	Oct. 1982 ²	Oct. 1982
Lighting fixtures—Continued		1083					
Commercial fluor. fixtures, recessed non-air		0323 .99		225.3	215.2	214.2	
Commercial fluorescent strip lights		0325 .99	12/73	214.6	213.1	213.1	
Commercial fluorescent fixtures, plastic wraparound		0329 .99	12/67	253.4	252.9	252.9	
Commercial fluorescent fixtures, wall mounted		0331 .99	06/81	109.4	109.6	109.6	
Commercial fluorescent fixtures, surface or pendant		0333 .99	06/81	110.3	110.3	110.3	
Other commercial fluor. fixtures, incl. portable		0338 .99	06/81	106.7	106.7	106.7	
Component or renewal parts for commercial fixtures		0345 .99	06/81	104.8	104.8	104.8	
Industrial fluorescent fixtures, general types		0361 .99		266.1	267.0	(?)	
Industrial H.I.D. fixtures, mercury and other types		0371 .99	06/81	103.6	101.1	(?)	
Vehicular		04	06/81	111.8	111.8	111.8	
Motor vehicle rear light assembly	ea.	0453 .14	12/73	(?)	(?)	(?)	
Outdoor and other types		05	06/81	112.6	112.7	112.7	
Floodlight, incandescent, 1,500 w., g.p.	ea.	0501 .07		237.9	237.9	237.9	
Mercury vapor floodlight, 400 watt	ea.	0503 .11	12/69	202.3	202.3	202.3	
Mercury floodlight, 1000 watt	ea.	0504 .09	12/73	190.5	190.4	190.4	\$282.387
Flashlight, 2 cell, general purpose	ea.	0521 .01		208.1	208.1	208.1	
Fabricated wire products		1088	06/82	100.0	98.2	98.1	
Ferrous wire rope, cable and strand		01	06/82	100.0	95.1	94.3	
Wire rope and cable		0111 .99	06/82	100.0	97.5	96.3	
Steel nail and spikes		02	06/82	100.0	100.2	99.6	
Bright nails		0211 .99		366.2	366.8	359.3	
Galvanized nails		0213 .99		368.9	369.6	369.6	
Cement coated nails		0217 .99	06/82	100.0	(?)	(?)	
Other wire nails		0219 .99	06/82	100.0	100.0	100.0	
Steel wire staples		0223 .99	06/82	100.0	100.0	100.0	
Steel fencing and fence gates		06	06/82	100.0	100.0	100.9	
Wire fence, woven and welded		0621 .99		321.0	321.0	321.0	
Fence posts, gates and fittings		0635 .99	06/82	100.0	100.7	103.1	
Ferrous wire cloth, other woven wire prod.		07	06/82	100.0	103.1	103.3	
Insect wire screening		0721 .02		261.5	261.5	261.5	9.637
Woven wire netting		0771 .99	06/82	100.0	102.6	103.2	
Other fabricated ferrous wire products		09	06/82	100.0	97.7	98.1	
Barbed and twisted steel wire		0951 .99		364.3	364.8	365.1	
Welded steel wire fabric for concrete reinforcing		0961 .99		274.1	278.1	278.6	
Other steel wire fabric		0965 .99	06/82	100.0	101.2	103.5	
Other wire products		0999 .99	06/82	100.0	100.0	100.0	
Other miscellaneous metal products		1089		288.1	296.0	296.6	
Hot formed springs		02	06/81	104.7	104.5	104.6	
Orig. equip. leaf springs, except for passenger cars		0216 .99		283.4	283.4	283.4	
Replacement leaf springs for motor vehicles		0217 .99	06/81	114.2	114.2	114.2	
Locomotive, railroad car & other helical springs		0225 .99	06/81	(?)	102.4	102.6	
Cold formed springs		03	06/81	102.0	101.2	101.2	
Cold formed flat springs made of sheet & strip steel		0311 .99	06/81	102.0	101.2	101.2	
Precision mechanical springs		04					
Steel spring, precision mechanical	per m	0424 .13	12/69	277.6	277.8	277.8	
Other metal products		05		288.2	297.1	297.9	
Job stampings, automotive	per 100	0506 .30	12/72	213.7	227.3	228.2	
Job stampings, non-automotive	per 100	0511 .29	12/72	266.8	265.6	265.6	
Insect screening, aluminum	100 sq.ft.	0533 .01		281.0	281.0	281.0	11.602
Steel strapping, flat, 1-1/4 x .031	cwt	0553 .04	12/67	286.2	286.2	286.2	43.729
Steel strapping, flat, 5/8" x .020"	cwt.	0554 .01	12/67	285.6	285.6	285.6	43.965
Machinery and equipment		11		278.6	280.3	280.9	
Agricultural machinery and equipment		111		309.7	313.6	317.0	
Farm, lawn and garden tractors		1111		316.2	323.4	325.7	
Wheel type - farm		01		341.4	345.1	348.3	
Diesel, 70-99 pto hp	ea.	0104 .24		325.9	329.7	329.7	
Diesel, 50 - 69 pto hp	ea.	0106 .21		327.5	317.5	322.2	
Diesel 35 - 49 pto hp	ea.	0107 .16	12/70	281.0	281.2	287.3	
Wheel tractor, diesel, 100-129 pto. h.p.	ea.	0108 .13	12/72	288.3	293.9	298.1	
Wheel tractor, diesel 130 h.p.	ea.	0109 .15	12/72	278.4	286.6	286.6	
Lawn and garden tractors and equipment		05		268.3	280.4	283.1	
Lawn and garden, riding type 10 plus hp	ea.	0522 .27		256.3	269.2	272.2	
Garden tractor attachments	set	0528 .16	12/67	304.4	313.9	315.5	
Tractor parts		51	12/73	223.8	232.1	231.9	
Agricultural machinery excl. tractors		1112		317.1	319.0	324.2	
Plows		01		361.0	360.1	366.5	
Plow, moldboard, semi-mounted, 6 bottom	ea.	0102 .18		405.5	405.5	417.8	
Plow, chisel type	ea.	0104 .21	12/67	269.4	270.9	270.9	
Plow shares, for standard plows	ea.	0106 .06	12/67	329.6	323.8	323.8	
Harrow and rotary cutters		02	12/67	338.2	339.0	342.7	
Harrow, disc, drawn	ea.	0213 .23		355.3	353.6	359.3	
Rotary cutter, 66 inches or less	ea.	0216 .15	12/67	295.7	301.0	301.0	
Planting and fertilizing machinery		03		328.0	332.2	334.3	
Corn planter, drawn, 6-row	ea.	0322 .18		348.1	355.4	355.4	

See footnotes at end of table.

Table 6. Producer prices and price indexes for commodity groupings and individual items—Continued

(1967=100 unless otherwise indicated)

Commodity	Unit	Commodity code ¹	Other index base	Index			Price
				June 1982 ²	Sep. 1982 ²	Oct. 1982 ²	Oct. 1982
Agricultural machinery excl. tractors—Continued		1112					
Grain drill, fertilizer type		0324 .08		332.3	340.0	347.3	
Manure spreader, pto driven	ea.	0325 .16		304.7	306.7	306.7	
Hydraulic farm loader, front end	ea.	0328 .10		345.4	353.7	353.7	
Cultivators		04		295.9	296.0	301.1	
Field cultivator, drawn, 10-13 ft	ea.	0434 .12	12/73	262.0	262.0	275.1	
Tool bar, basic unit	ea.	0435 .09	12/67	306.8	315.9	315.9	
Cultivator, rear mounted, 6 row	ea.	0436 .10	12/72	252.6	252.1	256.6	
Sprayers		05		250.7	252.7	253.8	
Hand sprayer	ea.	0542 .06		227.5	232.0	232.0	
Field sprayer, tractor mounted	ea.	0544 .20		253.2	246.5	251.0	
Harvesting machinery		06		306.5	302.4	313.9	
Cotton picker, 2-row, self-propelled	ea.	0651 .12		283.1	(?)	(?)	
Combine, self-propelled, 20-24 ft. cut	ea.	0652 .29	12/70	311.9	301.7	308.7	
Corn head attachment - 4 row	ea.	0657 .09	12/70	244.8	245.6	252.6	
Windrower, self-propelled	ea.	0658 .19	12/70	250.0	(?)	268.9	
Forage harvester, drawn	ea.	0659 .23		287.0	282.3	287.4	
Haying machinery		07		317.0	331.4	341.1	
Mower, mounted	ea.	0762 .06		330.6	337.3	345.5	
Rake, ground driven, 8 ft.	ea.	0763 .08		307.4	(?)	(?)	
Hay baler, drawn, twine tying	ea.	0765 .17		334.1	354.2	372.7	
Combination mower conditioner, 8-9 1/2	ea.	0767 .11	12/70	237.8	(?)	247.7	
Crop preparation machinery		08	12/67	308.4	318.8	318.8	
Portable grinder-mixer	ea.	0875 .16		320.2	332.2	332.2	
Elevators		09	12/67	331.5	328.4	328.4	
Farm elevator, portable, double chain	ea.	0981 .11	12/75	183.5	183.5	183.5	
Farm elevator, portable, auger type	ea.	0983 .10	12/67	315.4	310.8	310.8	
Farm wagons		11		319.6	319.7	319.7	
Parts, farm mach. excluding tractor		51	12/73	245.0	248.3	248.3	
Agricultural equipment		1113		254.3	254.9	254.9	
Poultry equipment		01		261.3	262.4	262.4	
Incubator - hatcher	ea.	0101 .10	12/67	285.0	274.6	274.6	
Barn equipment		02		280.7	282.8	282.8	
Silo unloader, 14 ft. capacity	ea.	0212 .17		319.0	319.0	(?)	
Bunk feeder, electric powered	ea.	0213 .15	12/67	287.2	287.2	287.2	
Pipe line milker unit	ea.	0215 .02	12/70	250.4	252.0	252.0	
Bulk milk cooler	ea.	0216 .13		218.9	215.8	215.8	
Barn cleaner	ea.	0218 .10		324.0	324.1	324.1	
Metal hog feeder, self-feeding	ea.	0221 .03		266.0	271.5	271.5	
Water systems		03		227.1	226.2	226.2	
Shallow well, jet, 1/3 h.p.	ea.	0322 .08		236.0	240.9	240.9	
Submersible pump, deep, 3/4 h.p.	ea.	0324 .12		197.4	194.1	194.1	
Convertible jet, 1/2 h.p.	ea.	0326 .13		268.0	267.6	267.6	
Construction machinery and equipment		112		343.9	347.5	346.6	
Power cranes, excavators, and equipment		1121		321.7	324.8	324.8	
Excavators		04	12/80	106.9	107.5	107.5	
Hydraulic excavators		0402 .99	12/80	108.8	109.4	109.4	
Cranes		06	12/80	115.0	115.7	115.7	
Cable operated cranes		0608 .99	12/80	115.6	(?)	115.6	
Hydraulic operated cranes		0609 .99	12/80	114.7	116.2	116.2	
Miscellaneous cranes		0611 .99	12/80	113.2	114.0	114.3	
Front end attachments and parts		07	12/80	109.2	110.2	112.0	
Front end attachments cranes, draglines, shovels		0701 .99	12/80	114.1	120.8	120.8	
Parts for cranes draglines and shovels		0702 .99	12/80	108.1	110.2	110.2	
Construction equipment for mounting		1122		377.6	375.6	375.8	
Special mounting equipment		01		384.3	381.6	381.9	
Ripper	ea.	0109 .12		385.0	389.8	389.8	
Front end loader with bucket		0123 .99		407.0	392.3	392.3	
Tractor mounted winches and other attachments		0127 .99	12/70	304.3	307.9	309.7	
Snowplow attachment		0128 .99	12/76	(?)	170.4	170.4	
Dozer, hydraulic		02	12/76	166.8	167.1	167.1	
6' and under 10'1"	ea.	0201 .04	12/76	168.8	169.5	169.5	
10' and under 14'1"	ea.	0203 .03	12/76	189.7	189.7	189.7	
14'1" and over	ea.	0205 .05	12/76	155.4	155.9	155.9	
Specialized construction machinery		1123		385.9	391.4	393.7	
Other specialized construction machinery		01		393.2	400.2	400.4	
Trencher	ea.	0101 .16		(?)	423.4	423.4	
Dewatering pump, 10,000 g. p. h.	ea.	0131 .06		285.8	285.8	285.8	
Dewatering pump, 90,000 g. p. h.	ea.	0132 .05		374.9	374.9	374.9	
Winches, including marine		0135 .99	12/69	411.5	419.6	419.6	
Crushing and screening plants		0139 .99	12/80	118.3	(?)	118.9	
Wheelbarrow, steel tray	ea.	0141 .04		285.9	280.8	280.8	
Compaction equipment		02	12/76	171.3	172.0	175.8	
Rollers		0216 .99	12/80	110.4	110.4	113.2	
Portable air compressors		1124		167.3	168.3	170.5	

See footnotes at end of table.

Table 6. Producer prices and price indexes for commodity groupings and individual items—Continued

(1967 = 100 unless otherwise indicated)

Commodity	Unit	Commodity code ¹	Other index base	Index			Price
				June 1982 ²	Sep. 1982 ²	Oct. 1982 ²	Oct. 1982
Portable air compressors—Continued		1124					
100 - 200 c.f.m.	ea.	0101 .13		165.2	167.6	167.6	
600 - 750 c.f.m.	ea.	0103 .10		(³)	(³)	177.4	
Scrapers and graders		1125		356.5	360.1	360.4	
Scrapers and graders		01		355.2	358.8	359.1	
Scraper bowls		0103 .99	12/80	117.7	119.6	119.6	
Motor grader, 115 to 144 b.h.p.	ea.	0111 .16		353.0	355.5	355.5	
Parts and other equipment		1126	12/80	112.2	114.1	110.7	
Parts (ex. cra., drag., shov., trac., OEM)		01	12/80	112.7	114.7	114.4	
Parts and attachments sold to oem		0101 .99	12/80	117.4	119.1	119.1	
Parts for replacement or repair		0102 .99	12/80	111.2	113.3	112.8	
Other construction equipment		02	12/80	111.7	113.4	107.1	
All other construction machinery		0201 .99	12/80	108.9	111.5	111.5	
Other excavating and road machinery		0202 .99	12/80	105.1	101.6	101.6	
Mixers, pavers, spreaders, etc.		1127		262.1	266.8	266.8	
Portable mixers, 3 1/2 cu. ft and over		0111 .99		234.4	250.9	250.9	
Concrete finishers, paver, spreaders, distributor		0112 .99	12/80	111.2	111.9	111.9	
Asphalt Plant		0146 .99	12/68	285.4	285.4	285.4	
Other equipment		0152 .99	12/80	107.2	109.4	(³)	
Tractors, other than farm		1128		360.3	364.2	364.2	
Wheel type		01		354.8	355.1	355.1	
Off hwy wheel tractors		0108 .99	12/80	117.1	117.2	117.2	
Crawler type		02		364.5	372.8	372.8	
Diesel, 60-89 net engine hp.	ea.	0211 .17		339.3	346.9	346.9	
Diesel, 90-159 net engine horsepower	ea.	0213 .21		372.9	380.9	380.9	
Diesel, 160-259 net engine horsepower	ea.	0215 .20		413.8	415.5	415.5	
Diesel, 260 net engine h.p. and over	ea.	0217 .27		381.2	391.9	391.9	
Shovel loader, 45 - 89 hp.	ea.	0218 .18	12/67	286.4	289.5	289.5	
Tractor parts and attachments		03	12/80	109.2	109.7	109.7	
Wheel tractor loaders parts; repl., repair		0304 .99	12/80	(³)	93.6	93.6	
Tractor shovel loaders		04	12/80	123.2	124.7	124.7	
Wheel shovel loader, 4 wldr, up to 3 1/2 cu. yd.		0401 .99	12/80	126.8	128.1	128.1	
Wheel shovel loader, 4 wldr, 3 1/2 cu. yd. over,		0402 .99	12/80	119.2	119.5	119.5	
Off-highway equipment		1129		367.6	368.4	368.8	
Off-highway trucks, end dump		01	12/76	177.5	178.1	178.5	
Off highway, rear dump trucks		0106	12/80	116.5	116.9	117.1	
Other off-highway equipment		02	12/76	166.5	166.5	166.5	
Metalworking machinery and equipment		113		321.2	322.6	322.4	
Power driven hand tools		1132		222.0	221.7	221.7	
Home utility line, electrical		02		183.3	178.6	178.7	
Drill, over 1/4 inch chuck size to under 1/2 inch		0222 .99		228.2	215.1	215.1	
Circular saws		0223 .99		164.5	(³)	(³)	
Oscillating, reciprocating and vibrating sanders		0224 .99		156.5	156.4	156.4	
Industrial line, electrical		03	12/76	141.8	142.9	142.8	
Drill, over 1/4 inch chuck size to under 1/2 inch		0301 .99		179.8	182.3	182.3	
Impact wrenches		0305 .99	12/76	155.5	155.5	155.5	
Belt sanders		0308 .99	12/76	159.2	162.9	162.9	
Hammers, percussion, rotary, without drill chuck		0309 .99	12/76	140.8	142.9	141.0	
Angle grinders, polishers, and circular sanders		0311 .99		220.2	220.2	220.2	
Circular saws, between 7 inch and 8 inch blade		0342 .99	12/80	112.1	112.1	112.1	
Pneumatic hand tools		04	12/76	152.6	153.3	153.3	
Grinders, polishers and sanders		0412 .99		196.9	(³)	198.2	
Percussion tools		0413 .99		(³)	(³)	240.1	
Drills, screwdrivers and nutrunners		0415 .99	12/76	157.8	159.9	159.9	
Other, pneumatic handtools, include hydraulic		0435 .99	12/80	118.0	(³)	119.2	
Other electric-powered handtools and parts		05	12/80	113.6	114.2	113.9	
Other electric powered hand tools		0531 .99	12/80	120.1	121.3	121.2	
Parts-attachments-accessories, for electric tool		0532 .99	12/80	106.4	106.4	(³)	
Pneumatic, hydr., and powder actuated part		51	12/76	190.6	190.1	190.3	
Pneumatic, hydraulic, and powder actuated parts		5131 .99	12/80	121.9	121.6	121.7	
Welding machines and equipment		1133		272.9	273.0	273.1	
Arc welding machines		01		246.8	245.1	245.1	
Transformer type, a.c./d.c.	ea.	0101 .13		255.9	252.3	(³)	
Rectifier type	ea.	0111 .04		208.3	203.4	(³)	
Engine driven unit, d.c.	ea.	0121 .12		325.0	325.4	(³)	
Wire feeder	ea.	0131 .03	12/72	150.8	151.6	151.6	
Resistance welding machines and supplies		02		286.5	280.3	280.3	
Spot welder	ea.	0231 .09		280.5	258.9	258.9	
Adjustable/retractable stroke	ea.	0233 .07	12/72	233.8	206.0	206.0	
Arc welding electrodes		03		305.3	321.5	321.5	
Wire electrode, 3/32", cored	lb.	0331 .02	12/76	123.5	130.8	130.8	
Wire electrode, E70S3, .045", bare	lb.	0332 .04	12/74	118.1	124.0	124.0	
Type 30, stainless, covered, 5/32"	lb.	0333 .03	12/72	175.4	173.2	173.2	

See footnotes at end of table.

Table 6. Producer prices and price indexes for commodity groupings and individual items—Continued

(1967 = 100 unless otherwise indicated)

Commodity	Unit	Commodity code ¹	Other index base	Index			Price
				June 1982 ²	Sep. 1982 ²	Oct. 1982 ²	Oct. 1982
Welding machines and equipment—Continued							
Mild steel, stick, E-7018, 1/8 x 14	lb.	0341 .09		345.8	367.0	367.0	
Mild steel, stick, E-6013, 3/16 x 14	lb.	0342 .07		330.3	355.1	355.1	
Gas welding machines and equipment		04		225.4	224.1	224.5	
Welding torch, blow pipe	ea.	0452 .02		231.6	230.3	230.3	
Cutting tool, blow pipe	ea.	0453 .03		239.9	239.9	239.9	
Flame cutting machine	ea.	0454 .10		216.6	212.3	212.3	
Welding tip, acetylene	ea.	0455 .06		263.1	263.1	263.1	
Cutting tip, acetylene	ea.	0456 .01		208.9	208.9	208.9	
Oxygen regulator	ea.	0457 .03		213.0	213.0	214.8	
Industrial process furnaces and ovens							
Electric, excluding induction & dielectric		01		353.8	355.1	356.1	
Electric metal melting furnaces		0102 .99	06/81	386.1	386.5	386.9	
Electric metal heat-treating furnaces		0104 .99	06/81	100.0	100.0	100.0	
Other kilns/lehrs, exc. wood, cement, chem. process		0107 .99	06/81	(³)	104.0	104.2	
Fuel-fired (oil or gas)		02		104.2	104.9	105.4	
Fuel-fired metal heat-treating furnaces		0215 .99	06/81	372.4	373.4	375.0	
Fuel-fired industrial ovens for metal processing		0216 .99		101.7	102.5	102.5	
Other kilns/lehrs, exc. wood, cement, chem. process		0217 .99	06/81	308.4	308.4	311.3	
Induct. & dielect. furnaces & heating equi		03		(³)	100.1	100.6	
Radio frequency type induction furnaces		0321 .10		276.9	278.4	279.7	
Metal melting line type induction furnaces		0323 .99	06/81	282.9	274.8	274.8	
Gas generating equipment		04		106.5	107.2	107.2	
Atmosphere generator, endothermic		0431 .08		04	361.3	367.7	371.9
Otr. indus. elec. heat. units; parts/attach		05		324.0	325.9	325.9	
Parts, attachments, and components		0543 .99	06/81	107.7	107.7	107.7	
Tubular heaters		0544 .99	06/81	106.6	106.6	106.6	
Other industrial electric heating units		0545 .99	06/81	(³)	104.3	104.3	
Cutting tools and accessories							
Small cutting tools		01		273.1	271.7	271.9	
Key way broach	ea.	0101 .10		278.3	276.4	276.5	
Twist drill	ea.	0103 .02		441.5	445.5	447.2	
Twist drill, carbide tipped	ea.	0104 .01	12/71	(³)	165.4	165.4	
Reamer, machine chucking	ea.	0106 .05	12/68	(³)	182.4	182.4	
Spur gear hob	ea.	0111 .03		232.0	232.0	232.0	
Milling cutter, side	ea.	0113 .07		295.6	294.8	294.8	
Milling cutter, plain	ea.	0115 .07		287.6	287.6	287.6	
End mill	ea.	0117 .08		291.5	(³)	291.5	
Hand tap	ea.	0119 .04		248.9	248.9	248.9	
Round adjustable die	ea.	0121 .03		324.3	324.3	324.3	
Solid pipe die	ea.	0123 .06		406.3	406.3	406.3	
Power saw blade, circular	ea.	0125 .09	12/72	302.5	294.7	294.7	
Power saw blade, band	ft.	0127 .04		204.1	204.1	204.1	
Power saw blade, hack	ea.	0129 .08		253.7	253.7	253.7	
Turning tool holder	ea.	0131 .08		270.9	270.9	270.9	
Throwaway insert, carbide	ea.	0133 .06		341.0	341.0	341.0	
Indexible carbide insert, utility	ea.	0134 .02	12/72	253.5	253.5	253.5	
Brazed turning tool, carbide tipped	ea.	0135 .08		316.0	318.7	318.7	
Carbide tool blank	ea.	0137 .01		322.5	326.7	326.7	
Precision measuring tools		02		238.7	239.9	240.6	
Gage blocks	set	0241 .05		288.4	306.9	306.9	
Micrometer caliper	ea.	0242 .06		217.2	217.2	217.2	
Cylindrical plug gage	ea.	0244 .09		296.9	296.9	296.9	
Snap gage, adjustable	ea.	0248 .04		270.7	277.6	277.6	
Pneumatic gage, column type	ea.	0249 .04	12/72	228.0	227.7	230.2	
Ring gage, cylindrical	ea.	0251 .08		213.1	213.1	213.1	
Dial test indicator	ea.	0252 .06		226.0	226.0	226.0	
Abrasive products							
Abrasive grains		01		298.2	298.4	298.4	
Aluminum oxide		0101 .99		350.4	350.4	350.4	
Nonmetallic bonded abrasive products		03	12/80	369.2	369.2	369.2	
All shapes; resinoid & shellac bond; reinforced		0301 .99	12/80	116.5	116.6	116.6	
All shapes; resinoid & shellac bond; nonreinforced		0302 .99	12/80	118.9	119.0	119.0	
All shapes; rubber bond		0303 .99	12/80	116.3	116.7	116.7	
All shapes; other bond		0304 .99	12/80	118.1	118.1	118.1	
Diamond & cubic boron nitride wheel; metal bond		0305 .99	12/80	112.0	(³)	112.0	
Diamond & cubic boron nitride wheel; other bond		0306 .99	12/80	107.0	(³)	107.0	
All shapes; vitrified bond		0307 .99	12/80	103.3	103.4	103.4	
Other; except coated abrasives		0309 .99	12/80	122.0	122.0	122.0	
Nonmetallic coated abrasive products		05	12/80	110.2	110.4	110.4	
Cloth belts; any abrasive; glue bond		0501 .99	12/80	116.4	116.4	116.3	
Cloth belts; any abrasive; resin & waterprf bond		0502 .99	12/80	(³)	112.8	112.8	
Other cloth shapes; any abrasive; glue bond		0503 .99	12/80	118.2	118.2	118.2	
Other cloth shapes; any abr; resin & wtrprf bond		0504 .99	12/80	(³)	119.8	119.8	
Other paper shapes; any abrasive; glue bond		0505 .99	12/80	(³)	113.3	113.5	
Buffing, polishing wheels & taps; no abrasive		0507 .99	12/80	(³)	121.3	121.3	
Metall abrasives		31	12/76	112.1	112.2	111.8	
Metal soap & scouring pads; & other metal abr		3103 .99	12/76	132.7	133.0	133.3	
				166.8	166.8	167.6	

See footnotes at end of table.

Table 6. Producer prices and price indexes for commodity groupings and individual items—Continued

(1967 = 100 unless otherwise indicated)

Commodity	Unit	Commodity code ¹	Other index base	Index			Price
				June 1982 ²	Sep. 1982 ²	Oct. 1982 ²	Oct. 1982
Metal cutting machine tools		1137		369.6	372.0	373.1	
Boring machines		11	12/71	283.4	284.3	284.3	
Boring mill, vertical	ea.	1101 .09	12/71	290.0	292.7	292.7	
Drilling machines		12	12/71	294.4	294.4	297.4	
Sensitive drilling machine	ea.	1201 .14		381.6	381.6	405.3	
Upright floor type drill, plain	ea.	1203 .06	12/71	272.6	272.6	273.0	
Radial drill	ea.	1205 .06		302.0	302.0	302.0	
Grinding machines		13	12/71	318.0	319.6	318.5	
Centerless grinding machine	ea.	1304 .03	12/71	407.4	411.6	411.6	
Rotary surface grinding machine	ea.	1305 .06	12/71	302.8	302.8	302.8	
Recip. surface grinding machine, 18x72	ea.	1323 .08		416.1	(³)	416.1	
Lathes		14	12/71	291.8	297.1	298.4	
Engine lathe, 16" swing or under	ea.	1401 .07	12/71	290.6	290.6	296.1	
Chucking lathe, automatic, 8 spindle	ea.	1406 .02	12/71	381.2	404.5	404.5	
Bar machine, automatic 5 or 6 spindle	ea.	1408 .06		410.0	420.5	425.1	
Turning machine, n/c	ea.	1411 .23	12/71	228.9	231.4	231.4	
Milling machines		15	12/71	321.0	326.5	326.5	
Milling machine, bed type	ea.	1507 .10	12/73	237.0	229.6	229.6	
Multi-function machines, n/c		16	12/71	202.8	202.0	202.0	
Vert. or horz. sp., manual tool change	ea.	1611 .07	12/71	227.3	230.1	230.1	
Vertical spindle, automatic tool change	ea.	1612 .10	12/71	170.1	170.1	170.1	
Horizontal spindle automatic tool change	ea.	1613 .09	12/71	216.5	214.8	214.8	
Gear cutting machines		17	12/71	487.4	482.6	483.6	
Hobbing machine	ea.	1701 .09		393.3	393.3	393.3	
Gear finishing machine	ea.	1703 .01	12/76	289.2	285.9	286.6	
Other metal cutting machine tools		19	12/71	280.9	281.0	282.2	
Tapping machine	ea.	1903 .06	12/71	274.3	274.4	278.8	
Home shop		31		257.6	270.6	270.6	
Parts for metal-cutting machine tools		51	12/72	376.1	378.7	381.5	
Spindle, sensitive drilling machine	ea.	5102 .04	12/72	553.1	555.0	566.6	
Cross feed screw, surface grinder	ea.	5103 .01	12/72	293.0	293.0	295.3	
Cross feed screw, engine lathe	ea.	5104 .03	12/72	321.3	330.0	330.0	
Cross feed screw, milling machine	ea.	5105 .01	12/72	549.3	549.3	549.3	
Ball or lead screw, n/c machine	ea.	5106 .04	12/72	158.6	160.7	160.7	
Metal forming machine tools		1138		400.7	410.6	410.8	
Punching, bending, forming machines		21	12/71	298.1	299.8	299.8	
Punching machine, manually operated	ea.	2101 .03	12/72	272.7	272.7	272.7	
Punching machine, fixed position, power operated		2102 .99	06/81	103.3	103.3	103.3	
Press brakes		2104 .99	12/71	279.2	287.4	287.4	
Rolls: angles, bars, shapes bending		2116 .99	06/81	108.2	108.2	108.2	
Other bending and forming machinery		2118 .99	06/81	107.7	108.0	108.0	
Shearing machines		22	12/71	305.3	307.8	307.8	
Plate shearing machines		2201 .99		392.3	382.5	382.5	
Mechanical sheet shearing machine		2205 .08	12/71	281.4	296.6	296.6	
Presses		23	12/71	344.9	346.5	347.0	
Mechanical OBI press, 45 tons	ea.	2301 .18		413.4	395.7	395.7	
Mechanical OBI press, 105-110 tons	ea.	2302 .17		417.6	422.1	422.1	
Mech. press, st. sided, 200-300 tons	ea.	2303 .11	12/68	424.6	421.0	421.5	
Mech. press st. sided 2 pt., 400 tons	ea.	2304 .06	12/71	312.2	312.4	312.7	
Mech. press, 600 tons and over cap.	ea.	2305 .08	12/72	362.3	370.8	371.9	
Press, automatic 45 thru 64 tons cap.	ea.	2306 .06	12/75	164.4	168.1	168.1	
Press, auto., 65 thru 100 tons cap.	ea.	2307 .07	12/71	350.8	356.2	356.8	
Other metal forming machines		25	12/71	321.6	332.6	332.6	
Riveting machine	ea.	2503 .07	12/72	220.5	226.9	226.9	
All other metal forming machine tools		2506 .99	06/81	108.2	114.9	114.9	
Wire drawing machine		41					
Wire drawing machine	ea.	4196 .07	12/73	218.1	226.6	235.4	
Parts for metalforming machine tools		51	12/72	322.7	341.3	341.3	
Knives, plate shear, 1" x 4" x 10'	pr.	5102 .03	12/72	241.5	241.5	241.5	
Clutch lining components, OBI press	ea.	5103	12/72	348.1	348.1	348.1	
Clutch lining components, 2 pt.	ea.	5104	12/72	340.5	340.5	340.5	
Other parts for metal forming machine tools		5105 .99	06/81	107.0	114.7	114.7	
Tools, dies, jigs, fixtures & ind. molds		1139	06/81	107.1	107.6	107.1	
Special dies, tools jigs, and fixtures		01	06/81	108.5	109.0	108.4	
Jigs/fixtures; other types, under 1000 lbs.		0103 .99	06/81	100.0	100.0	100.0	
Jigs/fixtures; other types, 1000 lbs. and over ..		0104 .99	06/81	100.6	100.9	100.9	
Standard parts and components for jig and fixtures ..		0105 .99	06/81	101.0	101.0	101.0	
All other stamping-type dies		0114 .99	06/81	104.7	104.9	101.9	
All other dies		0121 .99	06/81	101.5	101.8	101.8	
Other standard components and parts for die		0125 .99	06/81	104.1	104.1	104.1	
Industrial molds		03	06/81	103.9	104.0	104.1	
Die casting molds		0301 .99	06/81	102.4	(³)	(³)	
Injection molds for plastic products		0305 .99	06/81	104.0	104.0	104.0	
All other molds made of metal and mold bases		0309 .99	06/81	107.6	107.9	108.3	
General purpose machinery and equipment		114		303.5	304.5	305.5	
Pumps, compressors, and equipment		1141		347.6	348.0	347.8	
Industrial pumps		02		352.5	353.5	353.1	

See footnotes at end of table.

Table 6. Producer prices and price indexes for commodity groupings and individual items—Continued

(1967=100 unless otherwise indicated)

Commodity	Unit	Commodity code ¹	Other index base	Index			Price
				June 1982 ²	Sep. 1982 ²	Oct. 1982 ²	Oct. 1982
Pumps, compressors, and equipment—Continued							
Reciprocating pump, power operated	ea.	1141 0202 .03		539.3	539.3	539.3	
Centrif., 90 gpm, 125 ft., 3500 rpm, ci	ea.	0204 .03	12/72	231.7	230.9	230.6	
Centrif., 90 gpm, 125 ft., 3500 rpm, ss 316	ea.	0206 .04	12/72	307.1	306.8	306.8	
Centrif., 1000 gpm, 130 ft., 1750 rpm	ea.	0207 .08	12/72	203.6	206.7	200.5	
Centrif., 3000 gpm, 175 ft., 1750 rpm	ea.	0208 .13		347.9	347.9	347.9	
Turbine pump	ea.	0211 .14		304.0	307.5	307.5	
Rotary pump	ea.	0231 .07		317.2	317.2	318.1	
Air compressors, stationary		03	12/70	231.9	230.5	230.5	
Stationary air compressor, 5 hp	ea.	0301 .04	12/70	280.6	257.0	257.0	
Stationary air compressor, 75-125 h.p.	each	0303 .08		280.5	280.5	280.5	
Gas compressors		04	12/70	337.2	337.9	338.3	
Centrifugal, uncooled	ea.	0401 .05	12/70	395.1	398.7	400.1	
Angle engine, 2,000 hp	ea.	0403 .07	12/70	279.7	279.7	279.7	
Reciprocating, 1,000 hp	ea.	0405 .03	12/70	342.0	342.0	342.6	
Elevators, escalators, and other lifts							
Elevators & escalators		1142 01		277.3	276.8	275.5	
Electric freight elevator		0101 .99		389.6	453.2	453.2	
Geared electric passenger elevator		0102 .99		269.8	265.3	262.6	
Hydraulic passenger elevator		0105 .99	12/76	139.1	139.1	139.1	
Hydraulic freight elevator		0107 .99	12/76	166.0	166.2	166.2	
Other non-farm elevators, including dumbwaiters, etc		0109 .99	06/81	106.2	(?)	106.9	
Elevator and escalator parts & attachments		02	06/81	113.1	120.5	120.5	
Parts and attachments for elevators and escalators		0221 .99	06/81	113.1	120.5	120.5	
Automobile lifts		03	06/81	112.7	112.7	112.7	
Automobile lifts		0301 .99	06/81	112.7	112.7	112.7	
Fluid power equipment							
Fluid power pumps		1143 01	12/70	243.6	245.9	247.2	
Gear type, 5-30 gpm.	ea.	0101 .03	12/70	242.3	248.0	249.0	
Vane type, fixed, 5 to 25 gpm.	ea.	0103 .04	12/70	229.9	240.2	242.3	
Axial piston variable, 7 1/2 to 15 gpm.	ea.	0107 .05	12/70	306.4	306.4	306.4	
Axial piston, fixed, 7 1/2 to 20 gpm	ea.	0108 .03	12/72	271.5	271.5	271.5	
Axial piston, variable, 35 to 45 gpm.	ea.	0109 .04	12/71	265.7	265.7	265.7	
Fluid power valves		02	12/71	241.6	245.6	245.6	
Industrial pneumatic, 0-200 psi	ea.	0202 .02	12/71	222.6	224.2	224.2	
Industrial hydraulic, 0-5000 psi	ea.	0203 .07	12/71	192.4	197.4	197.4	
Mobile hydraulic, 0-3000 psi	ea.	0205 .03	12/71	203.5	216.8	216.8	
Hydraulic pressure control, 45 gpm.	ea.	0207 .09	12/71	262.2	263.0	266.9	
Hydraulic volume control	ea.	0209 .05	12/71	273.5	262.3	262.3	
Cylinders		03	12/71	197.1	197.1	197.1	
Industrial pneumatic, 2 inch bore	ea.	0301	12/71	254.5	259.7	261.9	
Industrial hydraulic, 2 inch bore	ea.	0302	12/71	249.7	250.4	250.4	
Mobile, hydraulic, 4 inch bore	ea.	0305 .04	12/72	246.5	247.2	249.6	
Fluid power hose and tube fittings		04	12/72	243.1	252.3	254.2	
1/2 in tube fitting, flareless, ss	ea.	0401 .06	12/72	238.9	238.5	238.5	
1/2 in tube fitting, flared-flareless	ea.	0402 .04	12/72	317.4	314.9	314.9	
1/4 in union, flared or flareless brass	ea.	0403 .02	12/72	191.9	191.9	191.9	
1/2 in mp 1/2 hose 100 R 5 reusable end	ea.	0404 .03	12/72	202.3	202.3	202.3	
1/2 in mp 1/2 hose 100 R 2 perm att. end	ea.	0405	12/72	252.7	252.8	252.8	
				244.3	244.3	244.3	
Industrial material handling equipment							
Conveying equipment		1144 02	12/70	286.6	285.8	285.6	
Monorail conveyor	100 ft.	0201 .01		240.4	239.1	240.2	
Belt conveyor	ea.	0221 .06		348.3	348.3	348.3	
Trolley conveyor	ea.	0231		280.4	275.9	278.2	
Material handling trucks		03	12/70	324.1	326.3	329.0	
Electric trucks, operator-riding		0351 .99		234.1	233.6	232.3	
Motorized handtrucks		0352 .99	06/80	248.5	247.9	247.9	
Internal combustion trk, under 6000 lb.		0361 .99		115.2	115.1	(?)	
Internal combustion trucks 6000-14,999 lb.		0362 .99	06/80	271.5	268.8	262.4	
Internal combustion trucks 15,000 lb. and over		0363 .99	06/80	109.7	109.4	109.4	
Other handtrucks, trailers, dollies		0375 .99	06/80	115.9	116.0	116.0	
Parts and attachments		0376 .99	06/80	117.5	116.5	116.5	
Hoist and cranes		04	12/70	111.8	112.6	112.6	
Hand chain hoist, spur gear	ea.	0491 .05		278.8	278.8	279.1	
Electric hoist, lug type	ea.	0493 .05		276.6	276.6	276.6	
Air hoist, 1,000 lb. capacity	ea.	0494 .08	12/70	319.4	319.4	319.4	
Crane, overhead bridge type	ea.	0496 .09	12/70	(?)	(?)	219.2	
				302.2	302.2	302.7	
Mechanical power transmission equipment							
Speed reducer, wormgear, 2.5-3 c. d.	ea.	1145 0101 .06		312.3	315.1	311.2	
Speed reducer, parallel shaft, helical	ea.	0102 .07		384.2	(?)	(?)	
Gearmotor, parallel shaft	ea.	0103 .07		408.0	408.0	408.0	
Speed reducer, wormgear, 8 c. d.	ea.	0104 .05		252.2	252.2	255.1	
Reducer, parallel shaft, size 203	ea.	0105 .04		311.1	(?)	(?)	
Bevel gear, coarse-pitch, AGMA class 8	ea.	0110 .04		353.3	353.3	353.3	
Spur gear, coarse-pitch, AGMA class 8	ea.	0111 .04		362.0	367.7	359.8	
Spur gear, fine-pitch	ea.	0113 .03		389.1	397.6	385.7	
Flexible coupling, gear type	ea.	0115		239.9	239.9	239.9	
			12/74	180.5	180.5	180.5	

See footnotes at end of table.

Table 6. Producer prices and price indexes for commodity groupings and individual items—Continued

(1967 = 100 unless otherwise indicated)

Commodity	Unit	Commodity code ¹	Other index base	Index			Price
				June 1982 ²	Sep. 1982 ²	Oct. 1982 ²	Oct. 1982
Mechanical power transmission equipment—Continued							
Roller chain, semifinished	ft.	1145 0121 .02		311.1	311.1	314.1	
Roller chain, finished	ft.	0122 .06		286.6	(³)	(³)	
Mill chain	ft.	0124 .03		449.4	449.4	449.4	
Roller chain plate sprocket	ea.	0128 .04	06/76	185.8	185.8	151.0	
V-belt sheave	ea.	0133 .05		336.3	329.7	329.7	
Universal joint, industrial	ea.	0135 .04	06/76	150.7	152.6	152.6	
Clutch, friction type	ea.	0137 .04	12/74	200.0	208.2	208.2	
Scales and balances							
Motor truck scales		1146 02		225.4	226.9	227.0	
Motor trucks scales		0231 .99		265.7	265.7	265.7	
Industrial scales		04	12/80	100.8	100.8	100.9	
Bench and portable scales		0433 .99		278.3	278.4	278.4	
Floor scales		0434 .99		302.9	302.9	302.9	
Misc. industrial scales		0437 .99		256.2	256.2	257.3	
Commercial retail scales		05	12/80	104.3	104.3	104.3	
Misc. retail-commercial scales		0539 .99	12/80	110.5	110.5	110.5	
Personal household scales		06	12/80	114.9	119.5	119.5	
Personal weighing scales and misc. household scales		0642 .99	12/80	118.0	120.7	120.7	
Mailing scales		07					
Mailing and parcel post scales		0742 .99	12/80	103.4	103.4	103.4	
Accessories and attachments		08					
Accessories and attachments		0843 .99	12/80	101.2	101.2	101.2	
Parts for scales and balances		09					
Parts for scales and balances		0944 .99	12/80	102.8	102.8	102.8	
Fans and blowers, except portable							
Centrifugal blower	ea.	1147 0101 .09		335.2	336.1	336.1	
Propeller fan	ea.	0111 .09		338.1	338.1	338.1	
Attic fan, 30 inch size	ea.	0121 .09		366.0	362.8	362.8	
Axial fan, 36-38 inch, direct drive	ea.	0133 .08		268.4	264.0	264.0	
Industrial fan, arrangement no. 1	ea.	0135 .05		381.8	384.2	384.2	
				330.8	333.5	333.5	
Air conditioning and refrigeration equip							
Heat transfer equipment		1148 01	12/77	136.5	137.7	139.9	
Packaged terminal a/c	ea.	0101	12/77	142.7	143.3	143.8	
Central station a/c unit	ea.	0107 .01	12/77	152.1	155.4	155.4	
Unit cooler	ea.	0109	12/77	144.3	144.3	145.5	
Remote refrigerant condenser	ea.	0109	12/77	(³)	(³)	137.3	
Finned coils, o.e.m.	ea.	0111 .01	12/77	138.3	138.3	138.3	
		0117 .03	12/77	(³)	(³)	140.6	
Unitary air conditioners		02	12/77	134.0	135.5	135.7	
Year-round a/c, 2-3 ton	ea.	0201 .04	12/77	(³)	132.3	(³)	
Single package a/c	ea.	0209 .03	12/77	(³)	128.6	(³)	
Single package heat pump	ea.	0215 .05	12/77	135.9	135.9	135.9	
Split system heat pump	ea.	0217 .02	12/77	(³)	130.6	(³)	
Split system, condensing unit	ea.	0219 .08	12/68	202.5	205.5	205.5	
A/c coils	ea.	0223 .02	12/77	133.4	134.4	135.0	
Commercial refrigeration equipment		03	12/77	135.1	140.8	140.8	
Sectional cooler	ea.	0302 .02	12/77	(³)	149.5	149.5	
Reach-in refrigerator	ea.	0303 .04	12/77	134.4	138.2	138.2	
Frozen food case	ea.	0307 .03	12/77	140.9	143.9	143.9	
Drinking water cooler	ea.	0309 .01	12/77	126.3	128.0	128.0	
Refrigerant compressors		04	12/77	131.2	131.2	138.9	
Compressor, 3 h.p.	ea.	0402 .01	12/77	137.4	137.4	139.3	
Refrigeration condensing units		05	12/77	134.3	136.4	136.8	
Condenser, 3/4-3.0 h.p.	ea.	0502 .01	12/77	(³)	139.4	(³)	
Condensing unit over 3-15 h.p.	ea.	0507	12/77	(³)	132.3	(³)	
Other a/c and refrigeration equipment		06	12/77	141.5	141.9	142.6	
Centrifugal liquid chiller	ea.	0601 .01	12/77	152.4	152.4	153.9	
Ice cube maker	ea.	0603 .03	12/77	(³)	(³)	141.0	
Automobile a/c	ea.	0607 .07	12/77	143.1	(³)	144.0	
Reciprocating liquid chiller	ea.	0611 .01	12/77	143.3	143.3	145.9	
Evaporative air cooler	ea.	0617 .02	12/77	147.8	147.8	147.8	
Miscellaneous general purpose equipment							
Valves and fittings		1149 01		324.3	323.8	323.4	
Gate valve, iron, 6 inch	ea.	0101 .09		324.0	323.1	322.5	
Gate valve, brass or bronze, 1 inch	ea.	0102 .11		224.2	222.0	220.0	
Gate valve forged steel, 1 inch	ea.	0103 .03		259.3	261.9	261.9	
Gate valve, cast steel, 6 inch	ea.	0104 .09		239.8	238.2	238.2	
Elbow, malleable iron, 1/2 inch	100 pc	0112 .03		321.3	319.2	319.2	
Tee, forged steel, 1 inch	ea.	0113 .06		419.1	419.1	419.1	
Elbow, wrought copper, 1/2 inch	ea.	0115	06/76	346.7	346.7	346.7	
Ball valve, bronze, 2 inch	ea.	0116 .04	06/76	118.3	116.1	112.2	
Ball valve, steel, 6 inch	ea.	0117 .04	06/76	162.6	162.2	162.2	
Butterfly valve, 125 wsp, 6 inch	ea.	0118 .04	06/76	170.6	169.1	169.1	
Butterfly valve, 150 wog, 12 inch	ea.	0118 .04	06/76	169.0	170.0	(³)	
Plug valve, lubricated	ea.	0119 .07	06/76	174.9	(³)	(³)	
IBBM gate valve	ea.	0121 .04	06/76	166.4	168.7	168.7	
Fire hydrant	ea.	0122 .02	06/76	158.5	(³)	(³)	
		0123 .01	06/76	155.6	(³)	(³)	

See footnotes at end of table.

Table 6. Producer prices and price indexes for commodity groupings and individual items—Continued

(1967 = 100 unless otherwise indicated)

Commodity	Unit	Commodity code ¹	Other index base	Index			Price
				June 1982 ²	Sep. 1982 ²	Oct. 1982 ²	Oct. 1982
Miscellaneous general purpose equipment—Continued		1149					
Safety valve	ea.	0124 .01	06/76	(³)	170.7	170.7	
Cast iron valve	ea.	0125 .06	06/76	171.1	159.7	(³)	
Ball and roller bearings		05		334.0	335.3	335.3	
Radial ball bearing, light	ea.	0521 .05		348.2	348.2	348.2	
Radial ball bearing, medium	ea.	0522 .04		362.0	362.0	362.0	
Radial ball bearing, extra light	ea.	0525	12/74	232.6	232.6	232.6	
Roller bearing, cylindrical	ea.	0532 .01		336.5	336.5	336.5	
Roller bearing, needle	ea.	0533 .02		321.5	321.5	321.5	
Pillow block, ball bearing	ea.	0541 .04		405.0	405.0	405.0	
Pillow block, roller bearing	ea.	0542 .02		277.1	277.1	277.1	
Plain bearings		06		272.6	261.1	261.1	
Main bearing, automotive	set	0651 .03		237.3	237.3	237.3	
Connecting rod bearing, automotive	pr.	0652 .04		214.3	214.3	214.3	
Bushing, 3/4 inch i. d.	ea.	0653 .11	12/70	232.2	(³)	(³)	
Bushing, 1 inch i. d.	ea.	0654 .10	12/70	224.0	(³)	(³)	
Special industry machinery and equipment		116		325.0	327.0	327.9	
Food products machinery		1161		310.6	313.8	313.8	
Dairy industry machinery		01		223.5	225.2	225.2	
Homogenizer	ea.	0103 .02	12/69	271.6	271.6	271.6	
Ice cream freezer, continuous type	ea.	0104 .04	12/69	235.2	235.2	235.2	
Pasteurizer, HTST plate, 20 MPPH	ea.	0107 .01	12/69	229.4	229.4	229.4	
Bakery industry machinery		02		431.7	432.6	432.6	
Oven, revolving tray, gas fired	ea.	0213 .04	12/69	263.5	269.2	269.2	
Bread slicer	ea.	0214 .05	12/70	260.1	258.5	258.5	
Bread bagging machine, automatic	ea.	0215 .06	12/69	223.3	223.3	223.3	
Commercial food production machinery		04		304.4	308.0	308.0	
Food mixer, 20 quart bowl	ea.	0433 .02	12/70	228.6	228.6	228.6	
Textile machinery and equipment		1162		255.4	254.2	255.8	
Cleaning and opening machinery		11		289.8	289.8	289.8	
Cleaning & opening machinery, card room		1112 .99	12/80	114.9	114.9	114.9	
Spinning machinery, except parts		21	12/80	107.9	107.7	108.0	
Warper, beam, high-speed	ea.	2125 .05	12/75	182.7	182.7	185.4	
Weaving machinery, except parts		34	12/80	106.6	107.6	114.8	
shuttleless loom, imported		3443 .01	12/75	119.8	119.8	119.8	
Knitting machinery and equipment		44		146.3	145.4	145.4	
Needle, latch type	per 1000	4449 .02	12/69	130.4	130.4	130.4	
Double knitting machine, imported		4454 .03	12/75	106.7	106.7	106.7	
Dyeing, drying, finishing machinery		55		331.2	324.9	324.0	
Bleaching, dyeing and finishing equipment		5562 .99	12/80	114.4	109.9	109.9	
Drying machinery, stocks, yarn cloth		5563 .99	12/69	230.6	230.6	233.1	
Other textile machinery		5565 .99	12/69	220.0	220.5	218.3	
Industrial sewing machines		66		271.6	269.0	269.4	
Overedging machine	ea.	6671 .06	12/69	194.1	186.7	187.9	
Textile machinery parts and attachments		77	12/80	119.3	119.3	119.4	
Turnings & shapes		7711 .99	12/80	141.1	141.1	141.1	
Parts for all other fiber to fabric machinery		7713 .99	12/80	128.4	128.6	128.6	
Parts, power looms		7714 .99	12/80	(³)	113.0	113.0	
Parts, bleaching, finishing		7716 .99	12/80	113.2	113.1	115.0	
Parts, all other textile machinery		7717 .99	12/80	110.3	110.3	110.3	
Woodworking machinery and equipment		1163		289.6	287.7	287.8	
Other than for home workshops		01	12/80	106.6	104.8	104.9	
Sawmill equipment		0101 .99		181.3	182.2	182.2	
Sawing machines, except sawmill equipment		0103 .99	12/80	113.5	116.3	117.0	
Straight-line machinery: planers, sanders, etc.		0104 .99	12/80	(³)	116.3	116.3	
Boring and carving machinery, dovetailers, etc.		0105 .99	12/80	110.0	111.9	(³)	
Other woodworking machinery: lathes, planers, etc.		0106 .99	12/80	104.4	104.4	104.4	
Parts and attachments: cutting tools		0107 .99	12/80	116.5	86.0	86.0	
All other parts, attachments, and accessories		0108 .99	12/80	102.8	103.1	103.1	
Saw blade		05		353.0	352.7	352.7	
Saw blade solid tooth	ea.	0521 .04	12/72	272.2	271.9	271.9	
Paper industries machinery		1164	06/82	100.0	101.3	101.5	
Wood preparation equipment		0101 .99	06/82	100.0	100.0	100.0	
Papermill machinery		0105 .99	06/82	(³)	103.6	103.6	
Paper and paperboard converting equipment		0107 .99	06/82	100.0	101.1	101.5	
Printing trades machinery and equipment		1165		295.9	296.8	294.5	
Printing presses, offset		01		341.1	343.5	338.8	
Typesetting and casting machinery		02		170.3	165.9	165.9	
Bookbinding machinery and equipment		05		283.3	285.6	285.6	
Gathering machine	ea.	0552 .07	12/69	261.1	266.7	266.7	
Parts, attachments and accessories		07					
Printing plate, aluminum offset	ea.	0771 .05	12/69	244.6	244.6	244.6	
Intermediate roller, rubber covered	ea.	0772 .03	12/72	219.8	222.8	222.8	
Other special industry machinery		1166		398.3	403.0	403.3	

See footnotes at end of table.

Table 6. Producer prices and price indexes for commodity groupings and individual items—Continued

(1967 = 100 unless otherwise indicated)

Commodity	Unit	Commodity code ¹	Other index base	Index			Price
				June 1982 ²	Sep. 1982 ²	Oct. 1982 ²	Oct. 1982
Other special industry machinery—Continued		1166					
Rubber working and rubber machinery		01	12/81	102.3	102.9	102.9	
Other rubber working machinery		0107 .99	12/81	101.8	101.1	101.1	
Plastics machinery		03	12/81	103.1	103.1	103.1	
Plastics extruder, 4 1/2" to 8"		0301 .99		347.9	346.9	346.9	
Injection molding machinery		0304 .99	12/81	102.0	102.0	102.0	
Other plastics machinery and parts		0306 .99	12/81	101.0	100.5	(³)	
Chemical industry machinery		04		425.1	426.2	427.6	
Chemical mixer, plain steel, with or w/o controls		0412 .99	12/72	283.7	(³)	283.7	
Other chemical machinery		0413 .99	12/81	(³)	103.9	103.9	
Miscellaneous industry machinery		06		387.0	394.4	394.7	
Concrete machinery and parts		0626 .99	12/81	103.3	103.5	103.5	
Bottle forming/glass making machinery and parts		0627 .99	12/81	105.8	110.8	110.8	
Shoemaking machinery and parts		0628 .99	12/81	102.2	103.3	103.3	
Metal cleaning, degreasing machinery and parts		0629 .99	12/81	105.3	106.5	(³)	
Stoneworking machinery and parts		0633 .99	12/81	103.5	106.3	106.3	
Other machinery and parts		0635 .99	12/81	100.5	102.2	102.4	
Packing and packaging machinery		1167	12/76	164.0	165.0	167.4	
Filling and capping machines		01	12/76	174.1	175.2	178.0	
Dry products filling machine	ea.	0101 .03	12/76	168.5	170.6	170.6	
Liquid container filler	ea.	0102 .03	12/76	166.8	168.0	168.9	
Form-fill-seal machine	ea.	0103 .06	12/76	165.9	167.2	177.9	
Capping machine	ea.	0105 .02	12/76	243.4	243.4	243.4	
Cartoner	ea.	0106 .02	12/76	176.0	176.1	176.7	
Package forming and wrapping machines		02	12/76	149.8	151.3	154.1	
Bag making machine	ea.	0202	12/76	167.6	170.7	170.7	
Machinery for processing pkgs. & bottles		03	12/76	157.9	158.2	159.8	
Bottle cleaning machine	ea.	0301 .01	12/76	167.0	167.0	167.4	
Casing machine	ea.	0302 .03	12/76	151.5	151.5	154.4	
Labeling machine	ea.	0303 .02	12/76	174.4	176.3	177.8	
Tape dispenser	ea.	0306 .02	12/76	169.3	167.9	172.4	
Service industry machinery and parts		1168	06/82	100.0	100.4	101.5	
Nonelectric commercial cooking equipment & parts		0101 .99	06/82	100.0	100.0	100.0	
Electric commercial cooking equipment & parts		0102 .99	06/82	100.0	100.0	100.0	
Water softeners and conditioners		0103 .99	06/82	(³)	101.3	101.9	
Floor maintenance machinery		0104 .99	06/82	100.0	102.5	102.9	
Sewage purification equipment		0106 .99	06/82	100.0	100.7	103.5	
Commercial and industrial vacuum cleaners & parts		0111 .99	06/82	100.0	100.0	100.0	
Other industrial, commercial service machines		0112 .99	06/82	100.0	100.0	102.2	
Parts & acces. ex. cooking equip. & vacuum parts		0121 .99	06/82	100.0	100.0	102.0	
Electrical machinery and equipment		117		231.5	232.5	233.0	
Wiring devices		1171		323.5	325.7	326.7	
Current carrying		01		289.7	291.2	291.9	
Lightning arrester, 9-10 kv.	ea.	0105 .05		189.8	190.8	189.3	
Incandescent lampholders		0109 .99		353.1	357.6	363.5	
Lampholders excluding incandescent		0111 .99	12/81	108.6	108.6	108.6	
Pin & sleeve: outlet, plug cap & connector body		0112 .99	12/81	110.3	111.8	111.8	
Convenience and power outlet: 2-pole, 3-wire and up		0113 .99	12/81	102.8	102.1	102.7	
Precision snap-acting switches, exc. limit & dimmers		0117 .99	12/81	101.1	100.9	100.9	
A.c. single pole switches, except mercury		0118 .99	12/81	104.8	108.7	108.7	
Gen. use switches, ex. non-mercury a.c. single pole		0119 .99	12/81	100.0	100.0	100.0	
Dimmers and all other special purposes switches		0123 .99	12/81	108.8	108.8	108.8	
Terminal blocks		0133 .99	12/81	110.0	(³)	110.0	
Other current-carrying wiring devices		0134 .99	12/81	103.2	104.9	104.9	
Noncurrent carrying		02		355.2	358.4	359.7	
Wall plate, plastic for switch	per 100	0265 .03		361.0	357.8	357.8	
Stamped metal outlet box		0266 .99		(³)	362.2	362.2	
Stamped metal switch and receptacle box		0267 .99		373.1	387.9	(³)	
Electrical metal tubing		0273 .99	12/72	221.2	222.0	222.9	
EMT fittings		0281 .99	12/81	114.6	114.3	(³)	
Cast metal box, cover, gasket & access. ex. junction		0285 .99	12/81	(³)	112.6	112.6	
Other noncurrent-carrying wiring devices		0289 .99	12/81	103.5	105.7	105.7	
Integrating and measuring instruments		1172		211.6	213.2	213.7	
Electrical (direct meas.) instr.		01		251.0	257.6	257.6	
Watt-hour meter, single phase, 30 amp.	ea.	0101 .01		193.5	193.5	193.5	
Voltmeter, d.c., panel type	ea.	0111 .06		(³)	315.6	315.6	
Wattmeter	ea.	0131 .04	12/75	144.7	147.1	147.1	
Parts, various, for integrating meters	ea.	0199 .01	12/71	221.2	212.5	212.5	
Electronic (indirect meas.) instr.		02		187.1	186.6	187.3	
Volt-ohm-milliammeter, portable	ea.	0244 .04		234.3	239.3	239.3	
Semiconductor tester parametric	ea.	0245 .13		(³)	(³)	(³)	
Combination and group test sets	ea.	0246 .08	12/71	172.6	173.5	173.5	
Signal generator, microwave	ea.	0247 .10	12/69	224.4	216.9	230.2	
Signal generator, audio	ea.	0248 .05	12/71	206.5	201.4	201.4	
Field strength instruments	ea.	0267 .04	12/71	201.4	206.3	206.3	
Oscillographic recorder, stylus type	ea.	0271 .04	12/71	197.1	197.5	197.5	

See footnotes at end of table.

Table 6. Producer prices and price indexes for commodity groupings and individual items—Continued

(1967=100 unless otherwise indicated)

Commodity	Unit	Commodity code ¹	Other index base	Index			Price
				June 1982 ²	Sep. 1982 ²	Oct. 1982 ²	Oct. 1982
Motors, generators, motor generator sets		1173		306.3	315.2	315.4	
Electric motors		01		293.5	290.8	291.2	
Fractional hp., d.c., 1/2 hp.	ea.	0101.06		281.8	280.5	(?)	
Fractional hp., a.c., 1/20 - 1/5 h. p.	ea.	0104.01		287.3	287.3	287.3	
Fractional hp., a.c., 1/4 hp.	ea.	0105.05		292.7	292.7	292.7	
Fractional hp., a.c., 1/2 hp.	ea.	0106.04		270.7	271.4	271.4	
Fractional hp., a.c., 1/25 hp. and un.	ea.	0107.03		276.4	279.3	279.3	
Integral hp., a.c., 3 hp.	ea.	0111.11		305.7	319.6	319.6	
Integral hp., d.c., 5 hp.	ea.	0117.07		286.7	301.8	301.8	
Integral hp., d.c., 25 hp.	ea.	0118.05	12/68	272.7	272.7	272.7	
Integral hp., a.c., 50 hp.	ea.	0119.05		323.8	334.4	334.4	
Generators and generator sets		02		319.6	344.6	344.6	
Electric generating plant 100 - 125 kw	ea.	0222.09		271.1	267.9	267.9	
Generator set, portable, gas 1.5-5.0 KW	ea.	0223.13		252.0	262.8	262.8	
Generator, a. c., 30 kw.	ea.	0224.07		284.4	285.4	285.4	
Transformers and power regulators		1174		223.1	222.5	220.6	
Fluorescent lamp ballasts		02	06/81	105.9	105.9	105.9	
Correct power factor type		0205.99		224.8	224.8	224.8	
Uncorrected power factor type		0207.99	06/81	105.3	105.3	105.2	
Distribution transformers		03	06/81	110.7	111.7	112.1	
Liquid immersed, pole type, single phase		0301.99	06/81	109.4	110.2	110.6	
Liquid immersed, pad mount, single phase		0303.99	06/81	113.0	113.5	113.6	
Dry type, single or three phase		0315.05		246.3	253.5	253.5	
Small power transformers		05	06/81	107.8	105.9	105.9	
501-2500 KVA, liquid immersed		0501.99	12/74	172.6	167.8	167.8	
Large power transformers		06	06/81	107.1	104.2	97.6	
Specialty and all other transformers		07	06/81	102.4	102.2	103.2	
Open core/coil and units end-bell enclosed		0701.99	06/81	102.5	107.4	107.4	
HID lamp transformers		0703.99	06/81	(?)	101.2	101.3	
General purpose transformers		0711.99	06/81	104.7	105.3	105.3	
Transmission and dist. voltage regs.	ea.	0725.07		235.1	226.7	229.8	
Other transformers		0731.99	06/81	103.3	101.5	(?)	
Switchgear, switchboard, etc. equipment		1175		265.4	260.2	260.9	
Panelboards		01		306.7	291.1	291.5	
Distribution, fusible	ea.	0101.12		369.7	356.5	356.5	
Lighting, circuit breaker	ea.	0102.06		271.6	254.2	255.0	
Safety switches		02					
A-C, 3 pole, 60 amps.	ea.	0212.05		354.0	354.0	354.0	
Circuit breakers		03		225.1	223.1	222.0	
Air, a.c.	ea.	0321.02		312.3	307.0	306.6	
Oil, outdoor, 115 kv.	ea.	0332.05		206.1	204.6	203.7	
Oil, outdoor, 34.5 kv., 1200 amp.	ea.	0333.06		246.5	246.8	243.7	
Switchgear		04		258.6	250.5	252.2	
Assembly, indoor, 600 v, a.c.	ea.	0441.03		242.0	233.8	235.0	
Assembly, indoor, 5 kv, a.c.	ea.	0443.03		269.2	253.7	244.2	
Distribution cut-out, indicating	ea.	0452.06		205.1	203.2	210.0	
Bus duct, plug-in type, 600 amps.	10 ft.	0453.03		333.5	309.0	309.0	
Fuse link, 15 amperes	ea.	0454.04		279.2	283.2	283.2	
Circuit breaker load centers		05					
12-24 branches	ea.	0561.04		292.8	292.8	303.9	
Low-voltage fuses		06		354.0	369.0	376.3	
Cartridge fuse, renewable	ea.	0671.05		358.0	370.2	377.5	
Cartridge fuse, one-time	ea.	0672.04		354.1	365.9	373.1	
Plug fuse, one-time	per 1000	0673.05		331.9	359.5	366.4	
Industrial controls		07		260.5	254.7	254.7	
Starters, a. c., 25 hp., 440 volts	ea.	0777.06		254.2	254.0	254.0	
Starters, a.c. 75 hp. 440 volts	ea.	0781.05		265.5	249.0	249.0	
Contactor, a. c., size 1, 3 pole	ea.	0783.05		282.9	269.6	269.6	
Electric lamps/bulbs		1177		287.5	289.9	296.8	
Incandescent		01		304.8	308.7	315.8	
100 watts, inside frosted	ea.	0101.05		353.8	360.8	371.7	
Sealed beam head-lamp, replacement	ea.	0103.04		280.0	280.6	279.4	
3-way, 50-100-150 watts	ea.	0104.05		377.5	363.0	383.8	
Reflector, par type, 150 watts	ea.	0105.03		369.6	368.4	386.5	
Automobile lamp, miniature, 32-4 c. p.	ea.	0106.03		225.5	232.9	237.0	
Sealed beam headlamp, 5.75 inch o.e.m.	ea.	0108.01	12/68	280.6	293.9	293.9	
Other than incandescent		02		247.0	246.4	252.8	
Fluorescent, rapid start, 40 watts	ea.	0211.05		217.0	215.9	225.2	
Mercury lamp, 400 watts	ea.	0212.03		200.9	202.8	201.4	
Fluorescent, slimline, 75 watts	ea.	0213.04		313.9	311.7	321.1	
Electronic components and accessories		1178		175.6	176.4	176.5	
Receiving type electron tubes		01		407.1	414.4	414.4	
Miniature tube, type 6BZ6	ea.	0102.02		361.6	373.4	373.4	
Miniature tube, type 6CB6A	ea.	0103.02		392.6	405.4	405.4	
Miniature tube, type 12AU7A	ea.	0104.03	12/68	331.9	340.7	340.7	
Miniature tube, type 12BA6	ea.	0105.02		430.9	430.9	430.9	
Miniature tube, type 12BE6	ea.	0106.02		442.5	442.5	442.5	

See footnotes at end of table.

Table 6. Producer prices and price indexes for commodity groupings and individual items—Continued

(1967 = 100 unless otherwise indicated)

Commodity	Unit	Commodity code ¹	Other index base	Index			Price
				June 1982 ²	Sep. 1982 ²	Oct. 1982 ²	Oct. 1982
Electronic components and accessories—Continued							
Miniature tube, type 35W4	ea.	1178 0107.02		542.3	542.3	542.3	
Miniature tube, type 50C5	ea.	0108.02		357.4	366.8	366.8	
Standard glass tube, type 5U4GB	ea.	0111.02	12/67	464.3	476.4	476.4	
Standard glass tube, type 6SN7GTB	ea.	0112.01	12/67	369.1	379.3	379.3	
Power, transmitter, special purpose tubes		03		278.2	285.1	288.5	
External anode tube, 100 watts and un.	ea.	0321.06		292.9	300.9	303.4	
Ext. anode tube, 101 thru 1000 watts	ea.	0322.05		307.1	307.1	311.7	
Internal anode tube, 25 watts and less	ea.	0324.05		283.4	283.4	283.4	
Internal anode tubes, 150 to 500 w	ea.	0325.05		417.6	(³)	(³)	
Xenon gas thyratrons	ea.	0326.04		359.5	398.9	419.2	
Oscilloscope tube, single gun	ea.	0336.06	12/68	275.8	276.4	276.4	
Capacitors		11	12/67	196.4	193.9	192.3	
Aluminum electrolytic, standard		1102.99	06/81	98.9	(³)	97.5	
All other aluminum electrolytic		1106.99	06/81	96.9	96.9	96.9	
Tantalum, dry slug and wire electrolytic, metal case		1112.99	06/81	82.0	80.5	74.1	
Film dielectric		1119.99	12/67	167.2	149.9	149.2	
Ceramic tubular, disc, plate and all two terminal		1121.99	12/67	174.2	174.2	174.2	
Ceramic monolithic, radial leaded		1123.99	06/81	100.6	100.4	100.4	
Ceramic monolithic, axial leaded		1124.99	06/81	72.7	72.7	72.4	
Variable dielectric		1131.99	06/81	112.5	118.1	118.1	
Resistors for electric applications		12	12/67	176.5	176.6	176.6	
Fixed, metal film resistor		1215.99	12/67	70.2	(³)	71.0	
Fixed, other, non-wirewound resistor		1219.99	12/80	99.9	(³)	100.2	
Fixed, w. w., ultra-prec. (not estab. rel.) resistor		1228.99	12/80	102.3	102.7	102.2	
Fixed, non-prec. wirewound resistor, without tap		1229.99	12/67	201.4	199.0	199.0	
Trimmer, non-ww, single turn		1241.99	12/80	102.7	(³)	(³)	
Pot, non-precision, non wirewound, single turn		1245.99	12/67	296.3	296.3	296.3	
Resistor network, thick film		1272.99	12/80	102.8	105.1	(³)	
Relays		21	12/68	235.3	241.0	241.9	
Switches, mechanical (electronic appl.)		22	06/82	100.0	100.0	100.1	
Switches, mechanical (electronic appl.)		2299.99	06/82	100.0	100.0	100.1	
Antennas		23	12/68	204.9	208.1	216.0	
Connectors		24	12/67	219.8	220.4	220.7	
Coaxial connector (radio frequency and above)		2411.99	12/68	241.0	(³)	247.3	
Cylindrical, h.d. and standard		2421.99	12/80	110.4	112.2	112.2	
Miniature cylindrical		2422.99	12/80	107.6	107.6	107.6	
Subminiature cylindrical		2423.99	12/80	106.2	107.7	108.6	
Rack-and-panel/rectangular subminiature		2432.99	12/80	107.9	106.6	107.2	
Printed circuit connector, one-piece type		2441.99	12/72	164.0	164.0	164.0	
Printed-circuit connector, two-piece type		2442.99	12/80	100.6	(³)	(³)	
Miscellaneous special purpose connectors		2467.99	12/80	99.8	100.2	100.2	
Magnetic recording media		25	12/68	136.3	(³)	(³)	
Part for electronic components		27	12/68	304.0	300.3	301.0	
Phono cartridge and pickup		2709.99	12/68	156.6	(³)	116.9	
Filters, crystals, and transducers		28	06/82	100.0	99.9	100.2	
Filters and crystals		2891.99	06/82	100.0	99.9	100.5	
Diodes		31	12/74	84.3	84.2	83.9	
Signal diodes or assemblies		3102.99	12/74	72.3	(³)	(³)	
Rectifier or other power diodes and assemblies		3104.99	12/74	100.4	100.3	99.7	
Zener diode		3106.99	12/74	(³)	(³)	47.8	
Thyristors		33	12/74	95.9	95.9	95.9	
Thyristor		3302.99	06/81	101.8	101.8	101.8	
Transistors		35	12/74	95.5	95.6	94.8	
Signal transistor		3507.99	06/81	94.2	(³)	(³)	
Radio freq. and microwave pwr transistr	ea	3511.02	12/74	88.3	88.3	88.3	
Power transistor, 10 watts and over		3515.99	12/74	86.5	86.7	(³)	
Optoelectronic devices		37	12/74	81.1	81.5	81.5	
Light emitting diode or array		3703.99	06/81	106.1	(³)	(³)	
Other optoelectronic devices, excluding solar cells		3717.99	06/81	99.8	93.0	93.0	
Digital bi-polar integrated circuits		41	12/74	49.9	48.6	48.6	
Bipolar logic, TTL		4103.99	12/74	53.5	53.6	53.6	
Bipolar logic, except TTL		4112.99	12/74	(³)	69.1	69.1	
Bipolar memory, except RAM'S		4118.99	06/81	(³)	71.9	71.9	
Digital MOS integrated circuits		42	12/74	44.2	44.5	43.5	
MOS, memory		4221.99	12/74	34.5	(³)	32.6	
MOS, except memory		4223.99	12/74	(³)	58.1	(³)	
MOS, microprocessor		4225.99	06/81	94.2	(³)	(³)	
Linear integrated circuits		45	12/74	57.5	58.5	58.5	
Amplifier		4552.99	12/74	67.8	(³)	(³)	
Interface		4556.99	12/74	34.2	(³)	(³)	
Other analog integrated circuits		4558.99	12/74	65.4	65.5	66.0	
Hybrid integrated circuits		46	06/81	97.8	97.6	99.4	
Thin film		4611.99	06/81	96.2	96.2	100.4	
Multi-chip and other hybrid types		4616.99	06/81	93.4	(³)	93.0	
Other semiconductor devices and parts		48	06/81	100.6	108.5	94.7	
Dice and wafers		4815.99	06/81	(³)	(³)	91.9	
Other semiconductor parts, except dice and wafers		4817.99	06/81	(³)	(³)	95.5	
Printed circuits and cable assemblies		51	06/82	100.0	99.4	99.5	
Printed circuit boards and forms		5191.99	06/82	100.0	99.3	99.3	
Cable assemblies, electronic		5192.99	06/82	(³)	(³)	100.0	

See footnotes at end of table.

Table 6. Producer prices and price indexes for commodity groupings and individual items—Continued

(1967 = 100 unless otherwise indicated)

Commodity	Unit	Commodity code ¹	Other index base	Index			Price
				June 1982 ²	Sep. 1982 ²	Oct. 1982 ²	Oct. 1982
Electronic components and accessories—Continued		1178					
Static power, pulse & frequency converters		52	06/82	100.0	103.0	103.7	
Electronic transformers and coils		53	06/82	100.0	100.9	101.2	
Audio transformers		5305.99	06/82	100.0	105.0	105.0	
Power transformers		5309.99	06/82	100.0	100.0	100.1	
Television transformers and reactors		5315.99	06/82	100.0	100.0	100.0	
Toroidal windings, all types		5317.99	06/82	100.0	102.4	103.0	
Other inductors for electronic applications		5319.99	06/82	100.0	(³)	101.1	
MW components, ex tubes, semicon., antenna		57	06/82	100.0	100.0	100.0	
Complex component assemb., packs, modules		61	06/82	100.0	100.0	100.0	
Miscellaneous electrical mach and equip		1179		275.9	274.5	275.1	
Storage batteries		01		224.6	224.6	224.6	
Automotive, 12 volt, replacement	ea.	0101.13		238.0	(³)	(³)	
Industrial truck	ea.	0102.07		186.4	182.3	182.3	
Primary batteries, dry and wet		02		201.8	203.7	205.6	
Dry cell size d flashlight battery		0211.99		193.7	193.9	193.9	
Misc.gen. purp. dry cell batteries	ea	0214.03		395.4	395.4	395.4	
Dry cell, lantern battery		0215.99		219.8	222.2	222.2	
Dry cell transistor battery		0216.03		182.7	192.3	192.3	
Alkaline cell size aa battery		0217.99		190.9	190.9	190.9	
Other dry cells		0232.99	12/80	78.3	78.3	78.3	
Carbon and graphite products		03		400.9	372.1	372.1	
Brush, for fractional h.p. motor	per 100	0322.05	12/67	272.9	277.2	277.2	
Brush, for integral hp. motor	per 100	0323.03	12/67	323.1	323.1	323.1	
Electrode, graphite	100 lbs.	0324.02	12/67	468.3	425.5	425.5	
Telegraph apparatus		04					
Other teleprinter terminals	ea.	0432.05	06/77	(³)	(³)	(³)	
X-ray equipment		05					
X-ray tube, anode	ea.	0532.09	12/68	250.9	259.2	263.7	
Medical X-ray unit	ea.	0533.18	12/67	(³)	(³)	(³)	
Electrical eqpt. for int. comb. engines		06		288.9	287.3	287.3	
Voltage regulator, for passenger cars	ea.	0642.08		327.6	326.4	326.4	
Ignition coil, for passenger cars	ea.	0644.09		329.4	331.9	331.9	
Spark plug, automotive	ea.	0645.06		215.7	210.0	210.0	
Breaker point set, for passenger cars	ea.	0646.08		299.0	300.7	299.8	
Misc. electrical and electronic instru.		118					
Environmental controls		1181	06/80	115.3	117.0	119.7	
Building comfort controls		01	06/80	117.8	120.2	124.1	
Temperature responsive controls		0121.99	06/80	115.9	123.6	129.6	
Appliance regulation controls		02					
Temperature responsive appliance control		0211.99	06/80	111.5	(³)	111.5	
Miscellaneous machinery		119		268.5	271.1	270.9	
Oil field and gas field machinery		1191		444.2	441.2	435.4	
Oil field and gas field drilling machinery		02		443.7	443.0	435.5	
Portable mast, 140-142	ea.	0203.03	12/71	545.3	(³)	(³)	
Other surface drilling equip. and parts		0205.99	12/80	118.6	118.6	118.6	
Wheel-mounted drilling and well-servicing rigs		0208.99	12/80	115.6	(³)	109.7	
Traveling block	ea.	0211.03	12/75	202.8	196.4	196.4	
Combination hook	ea.	0213.02		513.0	513.0	513.0	
Rotary slip	ea.	0214.02		730.9	730.9	730.9	
Swivel	ea.	0215.06		(³)	604.4	604.4	
Blowout preventers and accessories		0216.99		572.1	572.1	572.1	
Tool joints, subs and connectors		0222.99		392.5	(³)	(³)	
Tungsten-carbide insert bits		0227.99	12/80	121.1	121.1	(³)	
Other bits, including diamond bits		0229.99	12/80	114.2	(³)	(³)	
Slush pump	ea.	0232.06		320.7	310.0	310.0	
Cementing equipment		0234.99	12/80	115.3	115.3	115.3	
Well surveying equipment		0236.99	12/80	(³)	113.0	113.0	
Other subsurface drilling equip. and parts		0239.99	12/80	140.5	139.8	139.8	
Oil field and gas field production machine		04		446.8	440.6	437.2	
Christmas tree assemblies		0403.99	12/80	123.1	122.0	122.0	
Deepwell pump	ea.	0413.08		382.8	333.5	333.5	
Retrievable packers		0421.99	12/71	366.8	366.6	366.6	
Permanent packers and accessories		0422.99		474.3	474.3	474.3	
Valves, chokes, manifolds		0429.99	12/80	109.1	109.1	109.1	
Gas lift valve	ea.	0432.01	12/71	299.2	302.3	302.3	
Other production equip. and parts		0433.99	12/80	126.2	126.6	126.6	
Mining machinery and equipment		1192		361.2	361.9	363.0	
Underground mining machinery		01		415.5	415.9	416.3	
Loading machines, underground mine		0102.99		335.5	336.0	336.0	
Tractors and trucks, mine type		0121.99	06/81	107.8	(³)	(³)	
Crushing, pulverizing, screening machinery		02		331.3	332.8	332.9	
Gyratory crushers, all types, stationary		0228.99		302.9	302.9	302.9	
Grinding mills, ball and rod, stationary type		0232.99		423.2	424.4	424.9	
Screens, vibrating, trommel, mine type		0234.99	12/74	170.8	(³)	(³)	

See footnotes at end of table.

Table 6. Producer prices and price indexes for commodity groupings and individual items—Continued

(1967 = 100 unless otherwise indicated)

Commodity	Unit	Commodity code ¹	Other index base	Index			Price
				June 1982 ²	Sep. 1982 ²	Oct. 1982 ²	Oct. 1982
Mining machinery and equipment—Continued							
Drills and other mining machinery		1192					
Rock drills, percussion type		03		231.5	233.9	234.4	
Other drills, tools, and supplies for drills		0341 .99	06/81	202.4	(?)	208.9	
Other drills, tools, and supplies for drills		0349 .99	06/81	107.4	(?)	(?)	
Mineral beneficiation equipment		06	06/81	117.3	117.4	118.6	
Other mineral beneficiation equipment		0621 .99	06/81	112.8	113.1	115.4	
Mining machinery parts		53					
Mining machinery parts, excluding drills		5301 .99	12/72	351.7	351.0	353.0	
Percussion rock drill bits		5346 .99		187.6	187.6	187.6	
Office and store machines and equipment							
Calculating and accounting machines		1193					
Accounting machine	ea.	01		151.6	152.5	152.7	
P.O.S. cash register, electronic	ea.	0101 .10		87.2	87.2	87.2	
P.O.S. cash register, electronic	ea.	0111 .06	12/73	117.2	(?)	117.2	
P.O.S. cash register, electronic	ea.	0111 .06	12/73	106.4	(?)	106.4	
Typewriters		03		144.4	144.4	144.0	
Typewriters, portable, manual	ea.	0313 .13		145.6	145.9	140.0	
Typewriters, portable, manual	ea.	0314 .10	12/68	136.1	136.1	136.1	
Safes		05					
Cabinet type	ea.	0521 .05		261.4	260.2	260.2	
Coin-operated auto. merchandising machines		06		204.9	206.8	208.3	
Coin-operated auto. merchandising mach., ex. parts		0654 .99	06/82	100.0	101.2	101.2	
Parts for automatic merchandising machines		0655 .99	06/82	100.0	100.0	103.5	
Other office and store machines		07		251.2	255.4	255.4	
Check indorsing machine	ea.	0741 .07	12/74	171.9	179.3	179.3	
Addressing machine, electric	ea.	0742 .08	12/74	(?)	171.1	171.1	
Time recording machine	ea.	0746 .05		212.5	215.3	215.3	
Internal combustion engines							
Gasoline engines		1194					
7-10.9 h.p.	ea.	01		326.7	334.4	334.8	
7-10.9 h.p.	ea.	0102 .04		351.1	359.3	363.4	
36-70 hp.	ea.	0103 .07		373.6	383.9	384.3	
36-70 hp.	ea.	0103 .07		447.6	460.1	460.1	
81-180 hp.	ea.	0104 .10		328.9	337.2	337.2	
81-180 hp.	ea.	0104 .10		300.5	331.9	331.9	
5-15 hp.	ea.	0211 .06		297.6	327.3	327.3	
5-15 hp.	ea.	0212 .10		303.0	336.0	336.0	
Outboard motor, 40-80 h.p.	ea.	0212 .10		303.0	336.0	336.0	
Diesel engines, other than automotive		03		351.1	353.5	354.7	
High speed, 50-99 hp.	ea.	0321 .08		423.7	412.1	412.1	
High speed, 101-200 hp.	ea.	0322 .10		305.5	308.8	308.8	
High speed, 200-399 hp.	ea.	0323 .09		289.7	294.3	297.3	
High speed, 200-399 hp.	ea.	0323 .09		289.7	294.3	297.3	
Diesel engine, low speed over 600 h.p.	ea.	0324 .09	12/74	281.4	283.1	283.1	
Diesel engines, automotive		04					
Truck	ea.	0435 .09		300.0	308.5	306.0	
Gas engines		05					
Natural gas	ea.	0545 .06		516.8	529.0	528.0	
Parts and accessories		06					
Parts and accessories	ea.	0655 .16		(?)	(?)	(?)	
Machine shop products							
Carburetors, for passenger cars	ea.	1195		392.7	397.2	398.7	
Carburetors, for passenger cars	ea.	0101 .08		511.6	(?)	511.6	
Flexible hose steel	ft.	0106 .02	12/71	272.5	272.5	272.5	
Compression piston ring, original equip	ea.	0112 .06		261.6	266.9	266.9	
Piston ring set	set	0113 .04	12/74	(?)	166.8	166.8	
Intake and exhaust valves	ea.	0114 .06		(?)	520.2	527.2	
Steam, gas, & hydraulic turbines & parts							
Steam, gas, and hydraulic turbines		1196					
Mechanical drive steam turbines		01	06/82	100.0	100.7	98.3	
Mechanical drive steam turbines		0101 .99	06/82	100.0	100.8	97.2	
Mechanical drive steam turbines		0101 .99	06/82	100.0	100.6	100.6	
Turbine parts and accessories		02	06/82	100.0	100.2	102.8	
Parts for mechanical drive steam turbines		0201 .99	06/82	100.0	100.0	100.0	
Furniture and household durables							
Furniture and household durables		12		207.0	207.7	208.4	
Household furniture		121		230.2	231.6	231.3	
Metal household furniture		1211		209.1	209.1	209.1	
Wood household furniture		1212		253.3	251.9	253.0	
Living room furniture		01		235.1	234.8	235.7	
Table		0101 .99		232.9	235.1	235.9	
Desks		0103 .99	06/80	111.1	111.7	112.7	
Chairs		0105 .99	06/80	116.9	104.8	104.8	
Credenzas and bookcases		0106 .99	06/80	116.5	117.2	118.8	
Other nonupholstered living rm furniture		0109 .99	06/80	113.2	(?)	(?)	
Dining room furniture		02		275.3	270.2	270.7	
Table		0211 .99		273.7	272.1	272.2	
Chairs		0216 .99		291.2	282.7	283.2	
Buffets and servers		0221 .99		251.1	248.1	249.0	
China and corner cabinets		0231 .99		(?)	266.7	267.5	
Other dining rm & kitchen furniture		0233 .99	06/80	111.3	108.8	109.4	
Bedroom furniture		03		250.4	250.0	251.6	
Beds, except bunk		0336 .99		253.8	254.0	255.6	

See footnotes at end of table.

Table 6. Producer prices and price indexes for commodity groupings and individual items—Continued

(1967 = 100 unless otherwise indicated)

Commodity	Unit	Commodity code ¹	Other index base	Index			Price
				June 1982 ²	Sep. 1982 ²	Oct. 1982 ²	Oct. 1982
Wood household furniture—Continued							
Headboard sets		1212					
Dresser, vanities and dressing tables		0341.99	06/80	113.0	113.6	114.5	
Night tables & stands		0342.99		251.3	251.2	254.1	
Chests		0344.99	06/80	115.0	116.9	117.6	
Wardrobes		0351.99		245.8	240.7	240.7	
Other nonupholstered bedroom furniture		0353.99	06/80	113.9	113.9	113.9	
Other wood household furniture		0355.99	06/80	114.5	(³)	115.7	
Unpainted wood furniture		04	06/80	106.4	108.4	108.4	
Unassembled wood household furniture		0463.99	06/80	109.3	109.3	109.3	
		0465.99	06/80	110.9	110.9	110.9	
Upholstered household furniture							
Sofa, including sectional sofa pieces		1213		209.5	213.6	211.1	
Chairs, including rockers and recliners		0101.99		209.5	214.0	209.4	
Sofa bed, convertible	ea.	0111.99		208.0	211.3	210.1	
Other upholstered household furniture	ea.	0121.22		(³)	(³)	209.8	
		0131.99	06/82	100.0	102.3	102.3	
Bedding							
Box spring	ea.	1214		202.2	206.8	206.8	
Mattress, innerspring	ea.	0102.14		195.9	204.5	204.5	
		0111.12		202.6	204.0	204.0	
Porch and lawn furniture							
		1215		292.6	295.2	295.2	
Commercial furniture							
		122		276.0	278.6	278.8	
Wood commercial furniture							
Office chair, side	ea.	1221		272.7	274.3	274.3	
Office chair, swivel	ea.	0101.08		269.2	274.2	274.2	
Office desk, general purpose	ea.	0111.07		270.4	271.3	271.3	
Office desk, executive	ea.	0121.11		287.1	287.1	287.1	
		0131.06		280.6	280.6	280.6	
Metal commercial furniture							
File cabinets and equipment		1222		279.7	283.2	283.5	
Letter filing cabinets		02	06/80	118.9	120.7	120.3	
Horizontal file cabinets		0201.99		302.9	307.6	298.5	
Other file cabinets		0205.99	06/80	113.7	116.8	116.8	
Other metal commercial furniture		0207.99	06/80	129.1	127.9	128.9	
Clerical and secretarial desk		03	06/80	117.6	118.8	119.4	
Executive desks		0321.99		269.0	274.3	270.3	
Chairs		0323.99	06/80	125.8	(³)	(³)	
Tables & stands		0325.99		255.6	258.6	264.0	
Misc. metal office furniture		0331.99	06/80	117.1	117.1	(³)	
		0335.99	06/80	121.2	122.4	122.7	
Floor coverings							
		123		181.9	180.3	180.3	
Soft surface floor coverings							
Tufted broadloom		1231		160.2	157.9	158.0	
Tufted broadloom-polyester		01		159.6	157.0	157.0	
Tufted broadloom-nylon		0159.99	12/68	134.5	133.8	132.8	
Tufted broadloom-other fibers		0161.99		139.9	137.4	137.3	
Other soft surface floor covrgs.		0163.99	06/80	(³)	(³)	114.9	
Bathmats and rugs 6x9 or less		02	06/80	118.1	119.1	119.3	
		0265.99	06/80	120.6	121.1	121.4	
Hard surface floor coverings							
Vinyl sheet goods, semi-permanent	sq. yd.	1232		243.1	245.6	245.6	
Vinyl sheet goods, permanent	sq. yd.	0141.02		206.8	206.8	206.8	
		0161.03		233.0	242.6	242.6	
Household appliances							
		124		199.6	200.4	200.5	
Major appliances							
		1241		203.3	205.8	205.9	
Cooking equipment		01		213.2	220.0	220.1	
Free-standing electric ranges		0111.99		220.6	231.7	231.7	
Built-in surface cooking tops, electric		0115.99		202.1	214.0	214.0	
Drop-in electric ranges		0117.99	06/81	109.7	111.4	111.4	
Portable microwave ovens		0121.99	12/78	99.8	99.8	99.8	
Free-standing gas ranges		0134.99		234.9	245.2	245.4	
Surface cooking tops, gas		0136.99	06/81	106.4	110.4	(³)	
Nonstandard type gas ranges		0137.99	06/81	109.5	112.8	112.6	
Portable outdoor cooking units		0153.99	06/81	104.7	104.3	104.8	
All other cooking equipment, except gas and electric		0161.99	06/81	(³)	119.7	119.6	
Laundry equipment		02		208.3	211.1	211.2	
Washing machine, automatic		0211.99		199.0	201.2	201.6	
Electric dryers		0232.99		226.8	229.5	228.8	
Gas dryer		0233.99	06/80	113.4	116.8	117.1	
Refrigeration equipment		03		197.0	199.0	199.1	
Refrigerator-freezer, 14.4 cu. ft. and under		0331.99	12/81	107.4	108.3	108.4	
Refrigerator-freezer, 19.5 cu. ft. and over		0333.99	12/81	104.3	105.3	105.5	
Home freezer, upright type	ea.	0337.24		198.2	199.7	199.7	
Other major appliances		04		187.8	185.7	185.7	
Dishwasher, undercounter	ea.	0441.25		189.7	187.7	187.7	
Food waste disposer	ea.	0442.15		198.7	196.4	(³)	

See footnotes at end of table.

Table 6. Producer prices and price indexes for commodity groupings and individual items—Continued

(1967 = 100, unless otherwise indicated)

Commodity	Unit	Commodity code ¹	Other index base	Index			Price
				June 1982 ²	Sep. 1982 ²	Oct. 1982 ²	Oct. 1982
Major appliances—Continued		1241					
Room air conditioner	ea.	0445 .23		(³)	(³)	(³)	
Sewing machines		1242					
Portable type, with imported head	ea.	0131 .14		188.8	187.9	190.6	
Vacuum cleaner		1243					
Canister type	ea.	0111 .13		161.2	154.2	154.2	
				144.5	145.1	145.1	
Small electric appliances		1244					
Toaster, automatic	ea.	0111 .08		176.7	175.6	175.5	
Frying pan, electric	ea.	0115 .20		175.2	(³)	172.6	
Can opener, electric	ea.	0118 .11	12/70	180.6	175.0	175.0	
Iron, steam and dry	ea.	0122 .05		178.0	178.0	178.0	
Shaver, men's	ea.	0123 .13		146.6	(³)	145.8	
Range hood	ea.	0127 .08	12/67	132.4	132.5	(³)	
				193.8	198.9	198.9	
Electric lamps		1245		290.3	286.8	286.8	
Home electronic equipment		125		88.4	87.7	88.0	
Radio receivers		1251					
Home radios		02	06/80	91.3	90.3	90.2	
Radio combinations, port & table		0202 .99	06/80	93.9	91.7	91.6	
Car radios		03	06/80	85.0	(³)	78.3	
				84.3	84.3	84.3	
Television receivers		1252					
Color TV receivers		02	06/80	86.5	85.3	85.8	
Color console TV receiver		0201 .99		95.9	94.4	95.1	
Color TV, table & port, over 10"-17"		0202 .99	06/80	83.2	(³)	81.9	
Color TV, table & port, over 17"		0203 .99	06/80	92.1	(³)	89.7	
				93.5	(³)	93.6	
Other home electronic equipment		1253					
Phonographs, ex. mechanical		02	06/80	96.8	98.9	98.9	
Elec. phonograph, not coin op., mono		0202 .99	06/80	107.7	110.9	110.9	
Tape recorders & players		03	06/80	113.4	121.3	121.3	
Audio tape recorder, cassette		0302 .99	12/70	110.3	110.3	110.3	
Speakers (inc. loudspeaker systems)		05	06/80	82.2	82.2	82.2	
Loudspeakers, bookshelf		0501 .99	06/80	110.4	111.0	111.0	
Loudspeakers, floor standing		0502 .99	06/80	104.4	104.9	104.9	
Loudspeakers, sold separately		0504 .99	06/80	116.8	121.5	121.5	
Microphones		0505 .99	06/80	110.2	110.5	110.5	
Public address systems		0507 .99	06/80	115.0	116.6	116.6	
				103.6	95.0	(³)	
Other household durable goods		126		286.1	288.1	293.8	
Dinnerware		1261					
Vitreous china, plate, cup, saucer	doz.	0101 .04		288.3	283.1	286.2	
Earthenware, plate, cup, saucer	doz.	0111 .05		361.2	350.2	350.4	
				314.8	(³)	(³)	
Household glassware		1262		403.2	428.5	428.5	
Household flatware		1264					
Sterling, 6 piece	setting	0111 .04		374.6	376.4	381.4	
				487.5	482.6	498.0	
Mirrors		1265					
Mirror, plate glass	ea.	0101 .05		189.9	189.9	189.9	
Lawnmowers		1266					
Rotary, hand propelled	ea.	0121 .28		231.0	232.0	250.1	
Rotary, self propelled	ea.	0122 .24		234.5	(³)	250.4	
				224.2	(³)	(³)	
Cutlery		1267					
Razor blades	per 1000	0101 .07		245.1	242.3	242.3	
Kitchen knife	doz.	0111 .03		(³)	(³)	(³)	
Household scissors	ea.	0131	12/73	331.8	322.7	322.7	
				203.0	203.0	203.0	
Metal household containers		1268					
Saucepan, aluminum	ea.	0101 .06		246.7	244.0	244.0	
Nonmetallic mineral products		13		320.9	320.2	321.2	
Glass		131					
Flat glass		1311					
Sheet, plate, and float glass		05	12/80	226.4	221.1	221.1	
.085 inch through .107 inch		0501 .99	12/80	106.6	106.6	106.6	
.108 inch through .134 inch		0502 .99	12/80	106.6	106.6	106.6	
.135 inch through .199 inch		0503 .99	12/80	99.2	99.2	99.2	
.200 inch through .240 inch		0504 .99	12/80	110.6	110.6	110.6	
Other flat glass		07	12/80	108.5	108.5	108.5	
				116.3	110.7	110.7	

See footnotes at end of table.

Table 6. Producer prices and price indexes for commodity groupings and individual items—Continued

(1967 = 100 unless otherwise indicated)

Commodity	Unit	Commodity code ¹	Other index base	Index			Price
				June 1982 ²	Sep. 1982 ²	Oct. 1982 ²	Oct. 1982
Flat glass—Continued		1311					
Tempered glass		0701 .99	12/80	116.4	110.6	110.6	
Other flat glass		0702 .99	12/80	115.6	(³)	(³)	
Concrete ingredients and related product		132		312.7	311.2	311.9	
Construction sand, gravel, & crushed sto		1321		280.5	283.0	283.6	
Sand, construction	ton	0101 .25		299.8	298.0	300.0	
Gravel, for concrete		0111 .99		292.1	294.0	295.3	
Other construction gravel, incl. asphaltic aggregate		0115 .99	06/82	100.0	99.2	99.4	
Crushed stone, for concrete	ton	0121 .08		268.3	272.4	272.4	\$4.553
Cement		1322					
Portland cement		0131 .99		341.8	334.6	335.6	
Concrete products		133		298.5	298.6	298.7	
Concrete block and brick		1331		276.2	276.2	276.9	
Structural block, aggregate		11	06/81	101.4	101.4	101.6	
Lightweight stretcher, other sizes, n.e.c.		1112 .99	06/81	(³)	102.5	102.6	
Other lightweight units, any size, n.e.c.		1113 .99	06/81	99.5	98.6	101.3	
Medium weight units		1121 .99	06/81	100.0	100.0	99.5	
Normal weight stretcher units: 8" x 8" x 16"		1131 .99		252.5	253.2	253.2	
Normal weight stretcher, other sizes, n.e.c.		1132 .99	06/81	101.6	101.5	101.5	
Other normal weight units, any size, n.e.c.		1133 .99	06/81	100.3	100.8	102.3	
Decorative block		21	06/81	102.8	102.8	103.2	
Decorative block		2101 .99	06/81	102.8	102.8	103.2	
Concrete brick		31	06/81	119.5	119.9	119.9	
Concrete brick		3101 .99	06/81	119.5	119.9	119.9	
Paving blocks		4101 .99	06/81	103.5	103.5	103.5	
Concrete pipe		1332		263.8	263.0	264.0	
Storm sewer pipe, reinforced		0101 .99		272.6	270.8	273.1	
Storm sewer pipe, non-reinforced		0102 .99	06/80	102.4	102.4	(³)	
Sanitary sewer pipe, reinforced		0105 .99	06/80	101.6	101.6	101.6	
Ready-mixed concrete		1333					
Ready-mixed concrete		0101 .99		306.9	306.5	306.6	
Precast concrete products		1334	06/80	111.7	112.3	111.8	
Burial vaults and boxes		0101 .99	06/80	114.3	114.6	114.6	
Concrete silo staves		0102 .99	06/80	116.7	(³)	(³)	
Other precast concrete products		0104 .99	06/80	106.6	108.1	108.1	
Prestressed concrete products		1335	06/80	111.3	113.0	112.7	
Prestressed single and double tees		0101 .99	06/80	115.0	115.8	115.8	
Prestressed concrete bridge beams		0102 .99	06/80	(³)	106.1	(³)	
Structural clay prod., ex. refractories		134		258.9	259.5	259.5	
Building brick		1341					
Building brick	per 1000	0101 .22		310.0	312.5	312.5	121.302
Clay tile		1344		207.2	203.3	203.3	
Wall tile, glazed, standard grade	sq. ft.	0131 .09		188.3	184.7	184.7	
Clay sewer pipe		1345					
Sewer pipe, vitrified clay	ft.	0101 .08		219.2	223.0	223.0	2.129
Refractories		135		340.4	341.3	341.3	
Refractories, clay		1352	12/74	223.9	225.0	225.0	
Fireclay brick	per 1000	0101 .13		369.8	370.1	370.1	615.489
Superduty fireclay brick	per 1000	0111 .12		376.3	379.6	379.6	921.893
Ladle brick	per 1000	0121 .18		300.1	296.6	296.6	493.028
High alumina brick	per 1000	0131 .12		417.0	422.1	422.1	
Castable refractories	ton	0151	12/74	191.6	194.2	194.2	324.443
Refractories, non clay		1353	12/74	203.0	203.0	203.0	
Magnesite brick	per 1000	0101 .01	12/74	186.6	186.6	186.6	2,461.250
Magnesite-chrome brick	per 1000	0111 .01	12/74	209.2	209.2	209.2	3,240.000
Basic ramming mixes	ton	0131 .01	12/74	199.1	199.1	199.1	
Asphalt roofing		136		396.4	400.2	405.1	
Prepared asphalt roofing		1361		356.4	358.2	362.5	
Shingles, strip	sq.	0102 .09		339.4	343.5	350.0	21.158
Roll roofing, smooth surfaced	sq.	0111 .11		455.7	475.6	451.6	6.724
Roll roofing, mineral surfaced	sq.	0112 .06		439.5	395.2	400.9	9.148
Other asphalt roofing		1362		532.8	543.5	550.5	

See footnotes at end of table.

Table 6. Producer prices and price indexes for commodity groupings and individual items—Continued

(1967 = 100 unless otherwise indicated)

Commodity	Unit	Commodity code ¹	Other index base	Index			Price
				June 1982 ²	Sep. 1982 ²	Oct. 1982 ²	Oct. 1982
Gypsum products		137		256.4	253.9	255.1	
1/2 inch regular gypsumboard		1371					
Type X gypsumboard		0111 .99		218.5	216.7	218.0	
Other gypsum products, n.e.c.		0112 .99	06/81	95.8	93.9	93.7	
Other gypsum products, n.e.c.		0113 .99	06/81	106.2	106.2	106.8	
Glass containers		138		358.1	357.9	358.4	
Glass containers		1381					
Food		0105 .99	06/82	100.0	99.9	99.9	
Beer		0123 .99	06/82	100.0	100.0	99.9	
Liquor		0131 .99		397.3	389.5	397.3	
Wine		0135 .99	06/82	100.0	100.0	100.0	
Medical and health, narrow neck		0141 .99		(³)	396.1	396.1	
Toiletries and cosmetics, narrow neck ..		0151 .99		(³)	394.5	394.5	
Non-alcoholic beverages		0163 .99	06/82	100.0	100.6	100.6	
Other nonmetallic minerals		139		465.2	466.2	470.4	
Building lime		1391		349.4	352.7	352.9	
Hydrated, masons	ton	0101 .09		364.9	(³)	(³)	(³)
Hydrated, finishing	ton	0102 .05		337.3	337.3	337.6	\$92.733
Insulation materials		1392		352.3	357.3	359.1	
Mineral wool for structural insulation ..		01		341.5	351.2	356.4	
Building batt, blankets, and rolls		0101 .99		339.8	353.0	360.2	
Loose fiber and granulated fiber		0102 .99		(³)	335.8	(³)	
Min. wool for indus. & equip. insulation ..		02					
Mineral wool for industrial and equipment ..		0201 .99	12/81	107.3	107.3	106.8	
Paving mixtures and blocks		1394		574.4	574.1	580.9	
Asphalt, paving		0101 .99		775.0	774.2	782.0	
Bituminous/asphaltic concrete mixtures ..		0111 .99		333.1	333.4	339.2	
Nonmetallic minerals, n. e. c.		1399					
Industrial sand		01	06/82	100.0	99.4	98.8	
Glass sand		0101 .99	06/82	100.0	100.0	100.0	
Foundry sand		0111 .99	06/82	100.0	100.0	100.0	
Other industrial sand		0121 .99	06/82	100.0	98.1	96.2	
Transportation equipment		14	12/68	249.1	245.0	256.4	
Motor vehicles and equipment		141		251.1	245.0	258.1	
Motor vehicles		1411		227.5	217.6	234.3	
Passenger cars		01		213.4	201.0	219.6	
Motor trucks and truck tractors		02		282.7	279.1	292.1	
Trucks 10,000 lbs gw and under		0271 .99		288.8	256.7	273.9	
Trucks 10,001 lbs gw and over		0281 .99		303.9	289.3	317.5	
Motor coaches		03		287.2	(³)	(³)	
Motorcycles		04	12/72	157.1	157.9	157.9	
Motor vehicle parts		1412		344.0	351.1	352.3	
Truck trailers		1414	06/80	108.7	108.9	108.8	
Vans, over 10,000 lbs.		01	06/80	108.8	108.4	108.4	
Closed top vans, insul. & semi-ins.		0101 .99	06/80	106.3	106.3	106.3	
Other closed top vans		0104 .99	06/80	107.9	107.4	107.5	
Open top vans		0105 .99	06/80	107.5	108.9	108.4	
Tanks, over 10,000 lbs.		02	06/80	103.1	105.7	105.4	
Tanks for flammable liquids		0201 .99	06/80	107.0	107.9	107.3	
Other trailers and chassis, over 10,000 lb ..		03	06/80	113.4	114.6	114.6	
Bulk commodity trailers		0301 .99	06/80	106.9	107.5	107.5	
Platform trailers		0303 .99	06/80	112.9	113.2	113.2	
Low-bed heavy haulers		0304 .99	06/80	116.0	116.7	116.7	
Dump trailers and chassis		0305 .99	06/80	110.4	111.8	111.8	
Aircraft		142					
Fixed wing		1421					
Fixed wing, utility		11	12/68	296.6	307.2	311.0	
Boats		143	12/81	102.9	103.2	103.3	
Boats		1432					
Outboard motorboats		01	12/81	103.3	103.2	103.4	
Runabouts		0101 .99	12/81	103.3	103.2	103.4	
Inboard motorboats, incl. i.-o. houseboats ..		02	12/81	102.5	103.3	103.3	
Cabin cruisers, non-military		0202 .99	12/81	102.7	103.6	103.6	
Inboard-outdrive boats, except houseboats ..		03	12/81	101.7	101.8	101.8	

See footnotes at end of table.

Table 6. Producer prices and price indexes for commodity groupings and individual items—Continued

(1987 = 100 unless otherwise indicated)

Commodity	Unit	Commodity code ¹	Other index base	Index			Price
				June 1982 ²	Sep. 1982 ²	Oct. 1982 ²	Oct. 1982
Boats—Continued		1432					
Under 20 ft., L.O.A.		0301 .99	12/81	100.5	100.5	100.3	
Over 20 ft., L.O.A.		0302 .99	12/81	103.4	103.7	104.0	
All other boats		04	12/81	103.9	104.0	104.0	
Sailboats, with auxiliary power		0401 .99	12/81	103.0	(?)	(?)	
Sailboats, without auxiliary power		0402 .99	12/81	104.7	(?)	(?)	
Other boats: rowboats, canoes, skiffs, etc.		0403 .99	12/81	103.9	103.8	103.8	
Railroad equipment		144		342.8	354.7	357.5	
Miscellaneous products		15		271.5	280.3	285.9	
Toys, sporting goods, small arms, etc.		151		221.9	224.7	223.7	
Toys, games, and children's vehicles		1511		226.5	224.8	225.6	
Non-powered transportation toy	dozen	0102 .03	12/77	149.7	151.2	151.2	
Sports oriented games		0104 .02	12/77	122.9	125.3	125.3	
Toy gun	dozen	0122 .03	12/77	147.2	144.9	144.9	
Game, board	doz.	0135 .08		214.3	(?)	214.4	
Preschool toy	dozen	0143 .05	12/77	159.0	152.9	152.9	
Doll	ea.	0161 .31		182.1	181.4	181.4	
Stuffed toy	doz.	0165 .18		173.7	173.7	173.7	
Stroller	ea.	0172 .23		176.5	180.0	182.5	
Children's riding vehicles	ea.	0191 .04	12/73	248.3	246.1	246.1	
Sporting and athletic goods		1512		204.4	209.6	207.8	
Baseball glove	ea.	0141 .10		191.5	188.8	188.8	
Football	ea.	0151 .06		215.9	217.0	217.0	
Bowling ball	ea.	0171 .02		173.6	173.6	173.6	
Bicycle	ea.	0181 .13		266.7	280.0	275.3	
Small arms and ammunition		1513		262.3	269.0	265.6	
Small arms		01		261.9	266.8	259.9	
Revolver	ea.	0102 .07		328.9	328.9	307.3	
Small arms ammunition		02		263.0	271.6	271.6	
Revolver cartridge, 38 special	per 1000	0222 .02		284.9	292.0	292.0	\$152.501
Rifle cartridge, center fire	per 1000	0231 .02		258.5	269.8	269.8	357.231
Rifle cartridge, rim fire	per 1000	0232 .02		258.1	264.5	264.5	23.935
Shot gun shell	per 1000	0241 .04		265.7	272.6	272.6	189.715
Tobacco products		152		307.0	328.8	366.0	
Cigarettes		1521		319.5	345.5	388.6	
Filter tip, king size	per 1000	0102 .01		311.6	336.4	379.9	19.738
Cigars		1522		179.3	176.5	176.5	
Low priced	per 1000	0101 .10		195.0	188.5	188.5	
Popular priced	per 1000	0102 .03		189.5	189.5	189.5	
Medium priced	per 1000	0103 .04		166.2	166.2	166.2	
High priced	per 1000	0104 .02		165.7	167.5	167.5	
Other tobacco products		1523		354.1	358.9	374.4	
Smoking tobacco, 1 1/2 oz. package	doz.	0101 .02		327.6	331.9	331.9	5.474
Plug chewing tobacco	lb.	0111		396.5	393.2	436.6	6.205
Snuff, 1 1/4 oz. package	1/2 gross	0121 .01		359.6	359.6	381.7	34.526
Notions		153		280.1	280.3	280.3	
Buttons and button blanks		1531		213.6	215.3	215.3	
Pin fasteners and similar notions		1532		289.7	289.7	289.7	
Safety pin	doz.	0111 .06	12/72	379.4	379.4	379.4	
Photographic equipment and supplies		154		210.4	211.6	210.2	
Photographic equipment		1541		130.4	131.2	128.6	
Photographic supplies		1542		269.8	271.4	271.4	
Mobile homes		155	12/74	162.4	162.8	161.5	
Mobile homes, single wide		1552	12/74	162.6	162.8	163.0	
Single, 12 ft. wide		01	06/81	104.7	104.8	104.8	
Single, 12 ft. wide		0101 .99	06/81	104.7	104.8	104.8	
Single, 14 ft. wide and over		02	06/81	103.7	103.9	104.5	
Length, 59 ft. and under		0201 .99	06/81	102.1	102.1	102.1	
Length, 60 to 69 ft.		0202 .99	06/81	103.9	103.4	(?)	
Length, 70 to 74 ft.		0203 .99	06/81	103.9	104.4	(?)	
Length, 75 ft. and over		0204 .99	06/81	103.4	103.5	(?)	
Mobile homes, double wide		1553	12/74	159.2	160.2	154.0	

See footnotes at end of table.

Table 6. Producer prices and price indexes for commodity groupings and individual items—Continued

(1967=100 unless otherwise indicated)

Commodity	Unit	Commodity code ¹	Other index base	Index			Price
				June 1982 ²	Sep. 1982 ²	Oct. 1982 ²	Oct. 1982
Mobile homes, double wide—Continued		1553					
Double, 24 ft. width		01	06/81	102.8	103.6	99.2	
Length, 49 ft. and under		0101.99	06/81	103.0	103.0	103.0	
Length, 50 to 59 ft.		0102.99	06/81	104.5	106.3	104.0	
Length, 60 ft. and over		0103.99	06/81	101.8	102.3	(³)	
Double, other than 24 ft. width		02	06/81	103.3	101.2	103.3	
Other than 24 ft. width		0201.99	06/81	103.3	101.2	103.3	
Medical devices		156	06/78	(³)	117.2	117.4	
Personal aid equipment		1561					
Electronic hearing aids		01	06/78	114.5	117.2	117.2	
Eye-glass type	each	0101.05	06/78	112.2	114.5	114.5	
Behind-the-ear type	each	0103.05	06/78	112.4	115.7	115.7	
In-the-ear type	each	0105.02	06/78	117.7	119.7	119.7	
Medical instruments and equipment		1562	06/82	100.0	102.4	102.6	
Medical instruments and apparatus		0101.99	06/82	100.0	101.7	101.9	
Industrial safety equipment		157	06/78	129.5	130.4	130.6	
Industrial safety equipment		1571					
Respiratory protective equipment		01	06/78	146.3	146.4	146.4	
Respirator, air purifier type	each	0101.01	06/78	136.0	136.0	136.0	
Respirator, supplied air type	each	0103.03	06/78	146.9	147.7	147.7	
Self-contained breathing apparatus	each	0105.03	06/78	176.5	176.5	176.5	
Eye and face protective equipment		02	06/78	128.4	130.2	130.2	
Safety glasses, clear, less sideshields	pair	0201.02	06/78	127.4	127.4	127.4	
Goggles, industrial safety	each	0202.02	06/78	121.6	113.6	113.6	
Face shield	each	0203.06	06/78	125.0	134.4	134.4	
Welder's helmet	each	0204.02	06/78	136.2	142.5	142.5	
Emergency eye wash and shower	each	0205.03	06/78	124.5	123.5	123.5	
Hearing protective equipment		03	06/78	123.2	123.1	123.4	
Hearing protector, ear muff type	each	0301.02	06/78	124.1	124.0	124.6	
Hearing protector, plug type	pair	0303.01	06/78	122.3	122.3	122.3	
Guards, mechanical power press		04	06/78	120.5	120.5	121.4	
Light curtains	each	0403.02	06/78	104.8	104.8	105.8	
Vertical moving gate	each	0404.02	06/78	141.7	141.7	141.7	
Miscellaneous types, power press guards	each	0411.01	06/78	128.7	128.7	128.7	
Protective clothing		05	06/78	134.4	136.5	136.5	
Safety cap or hat	each	0501.03	06/78	123.3	125.6	125.6	
Welder's gloves, leather	pair	0503.01	06/78	145.5	147.4	147.4	
First aid kits		06					
First aid kit	each	0601.02	06/78	130.2	131.5	131.5	
Alarms, electronic		07					
Back-up alarm, electronic, automatic	each	0701.02	06/78	118.0	118.0	118.6	
Other miscellaneous products		159		328.6	344.7	344.7	
Caskets		1591		215.3	217.5	217.5	
Cloth-covered wood casket	ea.	0102.07	12/68	194.6	194.6	194.6	
Hardwood casket	ea.	0103.06	12/68	265.2	270.3	270.3	
Steel, other than stainless casket	ea.	0104.07	12/68	199.4	201.3	201.3	
Matches		1592		232.2	232.2	232.2	
Musical instruments		1593		218.3	222.7	222.7	
Electric guitar	each	0104.02	12/78	(³)	(³)	(³)	
Drum set	each	0106	12/78	(³)	(³)	140.7	
Piano, over 37"	each	0107.06	12/78	132.9	133.4	133.4	
Organ, excluding pipe organ	ea.	0109.26		172.6	178.9	178.9	
Jewelry and jewelry products		1594	12/78	145.6	157.8	157.7	
Jewelry, platinum and karat gold		02	12/78	157.5	190.9	190.0	
Ring, ladies' high fashion	each	0201.05	12/78	152.2	188.2	188.7	
Ring, wedding, gold	each	0205.02	12/78	176.2	236.3	232.9	
Earrings, ladies', 14 karat gold	pair	0207.04	12/78	161.1	186.7	185.8	
Other precious metal jewelry		03	12/78	164.6	161.4	164.6	
Ring, sterling, ladies' and men's	various	0301.04	12/78	189.6	189.6	189.6	
Bracelet, ladies', gold filled	each	0303.02	12/78	149.5	144.4	149.5	
Costume jewelry		04	12/78	126.6	121.2	121.6	
Ring, ladies', costume	various	0401.02	12/78	104.9	104.9	104.9	
Earrings, children's, costume	doz. pair	0403.04	12/78	133.1	132.3	121.8	
Necklace, ladies', costume	various	0404.01	12/78	111.1	(³)	(³)	
Watchband, metal, men's and women's	each	0409.01	12/78	158.6	156.5	156.5	
Jeweler's materials and findings		05	12/78	149.5	146.5	145.0	
Finding, gold filled	various	0503.03	12/78	145.4	170.8	169.2	
Diamonds and lapidary work		06					
Diamond, .25 carat	each	0601	12/78	98.3	98.3	99.1	
Pens and pencils		1595		189.2	163.3	163.3	

See footnotes at end of table.

Table 6. Producer prices and price indexes for commodity groupings and individual items—Continued

(1967 = 100 unless otherwise indicated)

Commodity	Unit	Commodity code ¹	Other index base	Index			Price
				June 1982 ²	Sep. 1982 ²	Oct. 1982 ²	Oct. 1982
Pens and pencils—Continued		1595					
Black lead pencil	gross	0125 .02		221.6	221.6	221.6	
Watches and clocks		1596		188.9	188.5	189.0	
Wristwatch, women's imported movement, 1	7 jew/quartz	0132 .15		203.9	205.0	205.0	
Wrist watch, men's, imported movement	ea.	0133 .12		168.8	163.9	163.9	
Brushes		1597		218.5	231.6	231.7	
Personal brushes		02		148.9	171.5	171.5	
Toothbrush	doz.	0245 .05		131.0	182.9	182.9	
Hairbrush	doz.	0246 .03		168.9	159.3	159.3	
Household maintenance brushes		03		272.0	281.0	281.0	
Scrub	doz.	0351 .04		291.2	(?)	(?)	
Bowl, twisted-in-wire	doz.	0352 .02		249.6	(?)	(?)	
Industrial brushes		04		250.6	263.2	263.7	
Floor sweep (pushbroom)	doz.	0455 .08		230.3	242.4	243.3	
Fire extinguishers		1599		237.0	241.9	241.9	
Pressurized dry chemicals type, hand	ea.	0173 .11		221.8	227.2	227.2	

¹ Indexes with a commodity point code of .99 are calculated by a revised methodology. See "Technical Note on Data from the Producer Price Index Revision" at the back of this publication.

² Data for June 1982 have been revised to reflect the availability of late reports and corrections by respondents. All data are subject to revision 4 months after original publication. Data are not seasonally adjusted.

³ Not available.

⁴ Prices for all items in this grouping are lagged 1 month.

⁵ Regional refined petroleum product prices and price indexes are presented in table 7.

⁶ Prices for some items in this grouping are lagged 1 month.

⁷ This grouping excludes fabricated wire products, which had been included in the discontinued code 10-13 and which are now grouped in code 10-88.

n.e.c. = Not elsewhere classified.

Note: Titles of some commodities are not shown in this table because they fail to meet our publication criteria.

Table 7. Producer prices and price indexes for refined petroleum products by region

(Price per gallon; July 1975 = 100 unless otherwise indicated)

Commodity code	Commodity and region	Other index base	Index			Price Oct. 1982
			June 1982 1/	Sept. 1982 1/	Oct. 1982 1/	
0571	Gasoline	1967	636.7	686.7	674.6	
02	Regular	Feb/73	582.7	630.8	619.5	
0201 .06	Dealer tank-wagon to retail outlets	Feb/73	523.6	563.8	554.3	\$0.980
01	New England		256.3	274.3	271.1	.992
02	Middle Atlantic		251.9	270.5	266.8	.966
03	South Atlantic		257.6	277.0	272.1	.969
04	East North Central		261.3	278.5	273.7	.990
05	West South Central		269.8	289.8	284.6	.962
06	East South Central		262.8	281.6	278.4	.984
07	West North Central		262.9	283.8	280.1	1.000
08	Mountain		265.5	284.1	280.3	.981
09.01	Pacific		265.0	287.4	279.9	.995
0202 .07	Sales to jobbers	Feb/73	676.3	732.7	717.6	.964
01	New England		288.6	304.8	303.1	.972
02	Middle Atlantic		282.8	302.4	296.8	.937
03	South Atlantic		288.6	307.3	304.4	.958
04	East North Central		284.2	309.8	303.4	.970
05	West South Central		290.6	326.3	307.3	.955
06	East South Central		285.6	306.0	304.5	.966
07	West North Central		288.4	315.1	310.9	.984
08	Mountain		277.1	301.1	299.5	.974
09.01	Pacific		291.3	313.3	304.0	.965
0203 .07	Commercial consumers	Feb/73	614.1	674.7	664.1	1.000
01.01	New England		274.7	293.2	291.2	1.003
02.01	Middle Atlantic		281.3	299.0	296.5	.995
03.01	South Atlantic		275.9	295.9	291.2	.977
04.01	East North Central		262.9	286.1	281.9	1.004
05.01	West South Central		270.2	290.4	286.0	.956
06.01	East South Central		266.8	285.8	284.6	.989
07.01	West North Central		257.0	280.2	277.9	1.013
08.01	Mountain		257.5	275.3	275.2	.990
09.01	Pacific		278.3	314.7	304.2	1.062
03	Premium	Feb/73	528.2	565.8	555.4	
0301 .06	Dealer tank-wagon to retail outlets	Feb/73	492.1	527.8	517.6	1.083
01	New England		267.0	286.0	282.4	1.091
02	Middle Atlantic		266.4	280.9	276.5	1.079
03	South Atlantic		264.9	282.9	278.5	1.082
04	East North Central		259.9	275.9	271.2	1.069
05	West South Central		278.9	295.0	290.4	1.070
06	East South Central		264.6	284.1	280.0	1.083
07	West North Central		258.6	280.9	278.0	1.087
08	Mountain		258.5	279.2	274.6	1.094
09	Pacific		269.2	291.0	282.2	1.092
0302 .07	Sales to jobbers	Feb/73	610.6	652.4	642.8	1.049
01	New England		282.5	298.2	296.2	1.059
02	Middle Atlantic		282.3	301.6	303.7	1.048
03	South Atlantic		287.9	311.0	304.8	1.052
04	East North Central		284.8	309.3	304.0	1.054
05	West South Central		289.8	308.1	304.4	1.036
06	East South Central		285.9	306.2	304.5	1.059
07	West North Central		275.5	304.4	299.5	1.063
08	Mountain		282.8	297.5	295.5	1.025
09.01	Pacific		296.6	317.8	308.5	1.047
0303 .08	Commercial consumers	Feb/73	605.8	649.3	633.9	1.067
01.01	New England		297.3	315.6	308.7	1.107
02.01	Middle Atlantic		294.3	316.6	309.5	1.112
03.01	South Atlantic		283.9	301.1	298.9	1.098
04.01	East North Central		278.6	306.1	302.7	1.152
05	West South Central		273.9	296.9	291.0	1.043
06	East South Central		278.3	293.6	292.9	1.073
07	West North Central		(3)	(3)	(3)	(3)
08.01	Mountain		(3)	(3)	(3)	(3)
09.01	Pacific		281.5	(3)	283.2	1.048
04	Unleaded gasoline	Jun/77	225.3	241.7	237.8	
0401	Dealer tank-wagon to retail outlets	Jun/77	219.2	235.2	230.8	1.037
01	New England		219.3	234.2	231.2	1.047
02	Middle Atlantic		215.0	229.6	226.8	1.021
03	South Atlantic		218.1	234.0	229.9	1.031
04	East North Central		214.6	228.9	224.3	1.040
05	West South Central		221.0	237.3	232.8	1.031
06	East South Central		219.0	235.3	232.2	1.048
07	West North Central		216.9	232.8	229.4	1.062
08	Mountain		218.8	235.0	231.6	1.042
09	Pacific		226.8	245.7	238.9	1.042
0402	Sales to jobbers	Jun/77	231.9	248.9	245.8	1.006
01	New England		232.1	245.3	244.1	1.009
02	Middle Atlantic		228.9	243.8	241.0	.983
03	South Atlantic		234.1	249.2	247.1	1.003
04	East North Central		229.8	248.7	244.1	1.011
05	West South Central		232.1	248.5	245.7	1.000
06	East South Central		231.2	247.7	245.7	1.008
07	West North Central		232.5	252.6	249.5	1.027
08	Mountain		229.6	248.9	247.7	1.017
09	Pacific		236.5	253.7	247.2	1.004
0403	Commercial consumers	Jun/77	229.0	244.6	240.1	1.008
01	New England		231.3	244.8	242.2	1.033
02	Middle Atlantic		226.2	242.7	240.7	1.022
03	South Atlantic		228.2	242.0	238.5	1.010
04	East North Central		234.1	252.2	244.3	1.030
05	West South Central		225.8	241.6	238.1	.973
06	East South Central		223.8	238.3	235.3	1.013
07	West North Central		226.9	241.8	240.7	1.014
08	Mountain		220.5	232.2	230.8	1.026
09	Pacific		235.7	251.9	243.2	1.017

See footnotes at end of table.

Table 7. Producer prices and price indexes for refined petroleum products by region—Continued

(Price per gallon; July 1975 = 100 unless otherwise indicated)

Commodity code	Commodity and region	Other index base	Index			Price Oct. 1982
			June 1982 ^{1/}	Sept. 1982 ^{1/}	Oct. 1982 ^{1/}	
0572	Light distillates	1967	974.2	975.2	968.6	
0201 .07	Kerosene to resellers	Feb/73	771.6	788.3	774.7	.984
01	New England		335.6	337.0	316.0	.990
02	Middle Atlantic		335.1	336.2	331.0	1.014
03	South Atlantic		326.6	331.6	323.0	.964
04	East North Central		330.8	348.8	346.1	1.011
05	West South Central		336.7	335.6	342.7	.990
06	East South Central		333.3	330.9	344.6	.968
07	West North Central		321.6	334.9	333.2	.963
08	Mountain		312.7	328.6	326.9	.972
09.01	Pacific		305.5	304.9	308.6	.968
0301 .07	Commercial jet fuel, kerosene base	Feb/73	819.1	815.6	812.4	.953
01	New England		343.8	346.8	346.1	.997
02	Middle Atlantic		339.0	337.9	338.1	.922
03	South Atlantic		355.6	353.4	353.0	.940
04	East North Central		324.5	324.7	321.5	.954
05	West South Central		367.0	362.2	362.7	.917
06	East South Central		340.0	337.9	335.6	.979
07	West North Central		343.4	342.1	342.8	.962
08	Mountain		341.1	342.6	336.6	.976
09	Pacific		354.7	354.5	352.2	.979
0573	Middle distillates	1967	974.6	1001.7	997.7	
0201 .07	Fuel oil no. 2 to resellers	Feb/73	801.7	823.5	818.3	.947
01	New England		327.0	330.6	330.9	.959
02	Middle Atlantic		325.3	337.8	329.1	.953
03	South Atlantic		317.8	327.3	323.2	.929
04	East North Central		325.7	336.9	337.5	.940
05	West South Central		324.0	379.0	386.9	1.068
06	East South Central		321.8	332.6	333.1	.940
07	West North Central		322.4	334.0	336.6	.933
08	Mountain		317.6	325.5	323.2	.913
09.01	Pacific		312.2	314.9	330.4	.931
0301 .08	Diesel to commercial consumers	Feb/73	760.5	782.5	782.2	.934
01.01	New England		318.8	327.5	329.5	.993
02.01	Middle Atlantic		305.4	313.9	312.5	.956
03.01	South Atlantic		305.4	317.9	316.9	.931
04.01	East North Central		303.9	317.3	315.5	.937
05.01	West South Central		286.9	296.5	296.8	.917
06.01	East South Central		300.5	312.4	311.9	.923
07.01	West North Central		306.5	323.9	322.3	.938
08.01	Mountain		319.6	328.1	326.4	.931
09.01	Pacific		299.0	299.8	303.0	.931
0574	Residual fuels	1967	1229.5	1120.7	1125.2	
0401	Containing 0.3% or less sulfur	Dec/80	127.7	74.9	74.9	.667
02	Middle Atlantic	Dec/80	(3)	(3)	(3)	(3)
04	East North Central	Dec/80	(3)	(3)	(3)	(3)
05	West South Central	Dec/80	(3)	(3)	(3)	(3)
07	West North Central	Dec/80	(3)	(3)	(3)	(3)
08	Mountain	Dec/80	(3)	(3)	(3)	(3)
09	Pacific	Dec/80	(3)	(3)	(3)	(3)
0501	Containing 0.31 to 1.0% sulfur	Dec/80	100.7	101.6	100.1	.657
02	Middle Atlantic	Dec/80	(3)	(3)	(3)	(3)
03	South Atlantic	Dec/80	(3)	(3)	(3)	(3)
04	East North Central	Dec/80	(3)	(3)	(3)	(3)
05	West South Central	Dec/80	(3)	(3)	(3)	(3)
06	East South Central	Dec/80	(3)	(3)	(3)	(3)
07	West North Central	Dec/80	(3)	(3)	(3)	(3)
08	Mountain	Dec/80	(3)	(3)	(3)	(3)
09	Pacific	Dec/80	(3)	(3)	(3)	(3)
0601	Containing more than 1% sulfur	Dec/80	101.1	99.3	101.1	.605
02	Middle Atlantic	Dec/80	(3)	(3)	(3)	(3)
03	South Atlantic	Dec/80	(3)	(3)	(3)	(3)
04	East North Central	Dec/80	114.2	107.2	106.6	.552
05	West South Central	Dec/80	101.0	95.6	(3)	(3)
06	East South Central	Dec/80	(3)	(3)	(3)	(3)
07	West North Central	Dec/80	(3)	(3)	(3)	(3)
08	Mountain	Dec/80	(3)	(3)	(3)	(3)
09	Pacific	Dec/80	(3)	(3)	(3)	(3)

¹ Data for June 1982 have been revised to reflect the availability of late reports and corrections by respondents. All data are subject to revision 4 months after original publication. All prices are lagged 1 month. Data are not seasonally adjusted.

² Caution should be used in interpreting month-to-month changes because of low response rates, which ranged from 30 to 60 percent for these indexes.

³ Not available.

Table 8. Producer price indexes for special commodity groupings¹

(1967 = 100 unless otherwise indicated)

Commodity grouping	1981		1982		
	Annual average	October	June ²	September ²	October ²
All commodities except farm products	295.7	299.5	302.2	303.9	304.7
All foods	251.8	249.1	259.0	255.4	252.9
Processed foods	252.1	250.2	260.8	259.3	256.5
Industrial commodities less fuels and related products and power	263.7	268.7	272.4	272.6	274.4
Selected textile mill products (Dec. 1975=100)	135.8	138.2	138.2	137.7	137.3
Hosiery	134.3	136.5	138.5	138.7	138.7
Underwear and nightwear	203.4	204.7	217.4	219.0	219.2
Chemicals and allied products, including synthetic rubber and synthetic fibers	278.4	283.8	284.5	283.2	282.3
Pharmaceutical preparations	186.9	192.8	205.4	209.3	211.5
Lumber and plywood ³	303.0	290.1	294.5	287.9	283.4
Steel mill products, including fabricated wire products	337.6	348.7	349.9	348.1	349.4
Finished steel mill products, excluding fabricated wire products	336.2	347.4	348.6	347.0	348.6
Finished steel mill products, including fabricated wire products	336.2	347.4	348.6	346.7	348.2
Special metals and metal products	279.4	286.7	285.2	284.2	289.9
Fabricated metal products	280.0	286.0	292.8	294.1	294.1
Copper and copper products	203.8	201.9	179.7	181.4	179.2
Machinery and motive products	256.7	264.3	271.7	270.8	276.3
Machinery and equipment, except electrical	288.5	295.0	306.2	308.3	308.9
Agricultural machinery, including tractors	297.3	305.7	321.3	324.6	329.8
Metalworking machinery	329.7	336.7	350.1	353.6	354.2
Numerically controlled machine tools (Dec. 1971=100)	239.3	241.8	240.0	239.8	239.8
Total tractors	324.7	338.3	354.1	358.9	360.8
Industrial valves	315.9	322.4	330.6	329.4	329.3
Industrial fittings	302.1	304.1	309.1	309.2	307.3
Construction materials	283.0	284.6	289.5	287.9	287.7
Agricultural machinery and equipment, less parts	289.8	297.6	312.2	315.1	319.5
Farm and garden tractors, less parts	300.1	313.0	325.8	331.8	334.9
Agricultural machinery excluding tractors, less parts	295.2	299.9	317.9	319.1	325.9

¹ These indexes are calculated by combining the indexes listed below by commodity code after each special commodity grouping. The weights are those used for the comprehensive All Commodities index.

² Data for June 1982 have been revised to reflect the availability of late reports and corrections by respondents. All data are subject to revision 4 months after original publication.

All commodities except farm products: 02 through 15

All foods: 011, 017, and 02 less 0261, 0262, and 029

Processed foods: 02 less 0261, 0262, and 029

Industrial commodities less fuels and related products and power: 03, 04, and 06 through 15

Selected textile mill products: 0327, 03370105, 03370107, 03370109, 03370111, 034, 03810155, 03810172, 03810173, 03810239, 03810272, 03810274, 03810364, 038201, 038202, 03830322, 03830342, and 1231

Hosiery: 03810172, 03810173, 03810272, and 03810364

Underwear and nightwear: 03810174, 03810175, 03810176, 03810177, 03810178, 03810274, 03810275, 03810276, 03810277, 03810278, 03810368, and 03810369

Chemicals and allied products, including synthetic rubber and synthetic fibers: 031, 06 less 064, and 071102

Pharmaceutical preparations: 0634, 0635, and 0636

Lumber and plywood³: 081 and 083

Steel mill products, including fabricated wire products: 1017 and 1088

Finished steel mill products, excluding fabricated wire products: 1017 less 101701 and 101702

Finished steel mill products, including fabricated wire products: 1017 and 1088 less 101701 and 101702

Special metals and metal products: 10, 111, and 141

Fabricated metal products: 103, 104, 105, 106, 107, and 108

Copper and copper products: 10220123, 10220124, 10220125, 102301, 10240301, 10240302, 10240304,

10240305, 102502, and 102601

Machinery and motive products: 11 and 14

Machinery and equipment, except electrical: 111, 112, 113, 114, 116, 118, and 119

Agricultural machinery, including tractors: 1111 and 1112 less 111151 and 111251

Metalworking machinery: 1132, 113304, 1137, and 1138

Numerically controlled machine tools: 11371111, 11371112, 11371411, and 113716

Total tractors: 1111 and 1128 less 111151, 112802, and 112803

Industrial valves: 11490101 through 11490106, 11490116 through 11490119, and 11490121 through 11490127

Industrial fittings: 11490111 through 11490115

Agricultural machinery and equipment, less parts (old commodity code 111): 111 less 111151 and 111251

Farm and garden tractors, less parts (old commodity code 1111): 1111 less 111151

Agricultural machinery excluding tractors, less parts (old commodity code 1112): 1112 less 111251

Construction materials: 0621, 0721, 0811, 08120171, 082, 083, 092, 101502, 10170399, 10170499, 10170611, 10170627, 10250101, 10250103, 10250104, 10250105, 10250121, 10250123, 10250155, 10250254, 10251993, 10260106, 10260107, 10260109, 10260111, 10260267, 10260271, 104101, 105, 106, 1071, 10730101, 10730106, 10730111, 10730112, 10730113, 10730114, 10730115, 10730155, 10730157, 107402, 107403, 107404, 10740501, 10740731, 10740781, 10740782, 10740791, 10810246, 10830201, 10830203, 10830205, 10830207, 10830209, 10830211, 10830301, 10830321, 10830323, 10830325, 10830329, 10830351, 10830361, 10880211, 10880213, 10880721, 10880961, 10890533, 1142, 1147, 11490102, 11490106, 11490112, 11490115, 11710109, 11710111, 11710112, 11710113, 11710115, 11710116, 11710117, 11710118, 11710119, 11710121, 11710265, 11710266, 11710267, 11710273, 11710274, 1232, 131105, 132, 133, 134, 136, 137, 1391, 1392, and 1393

³ Formerly entitled: Lumber and wood products, excluding millwork

Phase-out of the Industry Sector Price Indexes

Effective with the introduction of data for January 1983 from the Producer Price Index Revision (PPIR), selected Industry Sector Price Indexes (ISPI's) will be deleted from tables 9 and 10 of this publication for those industries which also appear in table 4, "Producer price indexes for the net output of selected industries and their products."

The PPIR sample reflected in table 4 is designed as an improvement of, and replacement for, the indexes in tables 9 and 10. The table 4 indexes are based on a large statistical sample of producers and products within the specified industries, while the original samples for the indexes in tables 9 and 10 were smaller, nonstatistical, commodity-oriented samples which were not restricted to the specified industry.

All ISPI's whose movements are currently deter-

mined by corresponding series from the Producer Price Index Revision system (as now indicated by an appropriate footnote after their titles in table 9 or 10) will be dropped from these tables next January. Remaining ISPI's will be dropped from these tables at 6-month intervals thereafter, as improved data become available. Tables 9 and 10 will eventually be discontinued; table 4 will be the primary vehicle for releasing industry-oriented price data.

As indexes are deleted from tables 9 and 10, the historical data will be incorporated into the PPIR system. This will be accomplished by rebasing the old indexes to the base period of the corresponding PPIR indexes. These rebased historical data will be available later this year upon request.

Table 9. Producer price indexes for the output of selected SIC industries

(1967 = 100 unless otherwise indicated)

Industry	1972 SIC code	Other index base	Index				
			1981		1982		
			Annual average	Oct.	June ¹	Sep. ¹	Oct. ¹
Mining industries							
Iron ore	1011	12/75	167.6	168.1	177.1	177.1	177.1
Mercury ores	1092	12/75	346.0	354.1	307.5	289.5	312.5
Bituminous coal and lignite	1211		493.7	506.2	530.0	536.3	536.0
Crude petroleum and natural gas	1311		898.6	900.8	914.3	938.4	946.7
Construction sand and gravel ²	1442		277.4	279.7	295.8	296.0	297.3
Kaolin and ball clay	1455	06/76	138.7	143.4	151.7	151.7	151.7
Manufacturing industries							
Meatpacking plants ²	2011		243.1	244.1	265.8	253.1	242.6
Sausages and other prepared meat products	2013		241.4	252.2	274.0	282.3	277.5
Creamery butter	2021		274.8	279.2	274.9	276.8	276.8
Cheese, natural and processed ²	2022	12/72	215.7	215.4	218.1	218.7	221.2
Ice cream and frozen desserts	2024	12/72	211.9	212.5	214.2	216.5	216.5
Canned fruits, vegetables, preserves, jams and jellies ²	2033		248.5	257.0	265.1	260.1	261.1
Dried and dehydrated fruits, vegetables, and soup mixes	2034	12/73	177.6	182.1	178.5	179.6	181.0
Flour and other grain mill products	2041	12/71	196.0	191.1	189.1	182.2	179.6
Rice milling	2044		277.2	247.3	180.3	183.0	183.0
Prepared animal feeds ²	2048	12/75	124.5	117.3	115.6	109.6	107.6
Raw cane sugar mills ²	2061		273.5	219.9	286.7	295.6	291.3
Beet sugar processing ²	2063		314.3	250.3	277.3	300.8	298.1
Chewing gum	2067		309.8	303.2	303.4	304.7	304.8
Cottonseed oil mills	2074		199.0	172.0	170.2	164.5	157.6
Soybean oil mill products ²	2075		245.8	229.7	226.4	200.6	198.3
Animal and marine fats and oils	2077		288.0	274.0	272.3	241.2	232.1
Malt	2083		282.5	275.4	259.8	251.2	251.2
Distilled liquor, except brandy	2085	12/75	134.7	135.5	139.8	140.4	140.4
Canned and cured fish and seafoods	2091	12/73	187.8	188.2	188.4	186.2	186.3
Fresh or frozen packaged fish and seafoods	2092		369.1	356.9	441.3	446.7	453.9
Roasted coffee ²	2095	12/72	238.1	238.2	247.8	244.7	246.0
Macaroni, spaghetti, vermicelli, and noodles	2098		252.0	259.5	259.5	259.5	255.5
Cigarettes	2111		277.7	288.4	319.9	345.1	387.4
Cigars	2121		170.0	174.5	179.6	176.8	176.8
Tobacco (chewing and smoking) and snuff	2131		320.7	326.1	353.6	358.5	375.1
Broadwoven fabric mills, cotton ²	2211	12/72	232.7	233.2	224.4	218.6	215.4
Broadwoven fabric mills, synthetic fibers and silk ²	2221	12/77	136.7	139.4	137.9	136.4	136.3
Women's hosiery, except socks	2251	12/75	113.5	115.2	116.9	117.0	116.8
Knit underwear mills ²	2254		210.2	210.9	228.8	231.2	231.4
Circular knit fabric mills ²	2257	06/76	110.9	112.0	108.3	108.6	108.0
Finishers of broadwoven fabrics of cotton	2261	06/76	144.9	144.9	141.4	138.4	136.8
Finishers of broadwoven fabrics of man-made fiber and silk	2262	06/76	126.5	129.1	127.6	128.1	127.4
Tufted carpets and rugs ²	2272		154.2	155.7	157.2	156.1	156.1
Yarn spinning mills: cotton, man-made fibers and silk	2281	12/71	221.7	222.4	213.8	213.1	211.8
Yarn texturizing, throwing, twisting, and winding mills	2282	06/76	139.3	154.5	149.4	142.5	124.4
Thread mills	2284	06/76	151.4	157.0	156.6	158.0	157.9
Cordage and twine	2298	12/77	134.8	139.3	141.0	142.6	142.6
Men's and boys' suits and coats ²	2311		224.0	227.4	236.3	240.0	240.0
Men's and boys' shirts and nightwear	2321		209.5	212.4	217.8	219.4	219.4
Men's, youths', and boys' underwear ²	2322		230.6	230.8	251.2	250.7	251.3
Men's and boys' neckwear	2323	12/75	114.6	113.9	121.3	121.3	121.3
Men's and boys' separate trousers	2327		186.2	186.8	195.9	195.6	195.5
Men's and boys' work clothes	2328		248.6	253.1	254.1	252.3	252.0
Women's and misses' blouses and waists	2331	06/78	120.6	126.4	126.6	123.8	123.8
Women's, misses' and juniors' dresses ²	2335	12/77	121.3	123.4	123.7	122.7	122.8
Woman's and children's underwear and nightwear ²	2341	12/72	169.7	170.6	178.8	178.1	178.6
Brassieres and allied garments ²	2342	12/75	136.7	138.8	148.1	150.2	149.8
Children's dresses and blouses	2361	12/77	120.9	122.0	122.2	118.6	118.6
Dress and work gloves, except knit and all-leather	2381		289.3	289.2	294.5	288.2	287.4
Canvas and related products	2394	12/77	132.0	137.6	143.1	145.4	148.0
Automotive and apparel trimmings	2396	12/77	131.0	131.0	131.0	131.0	131.0
Sawmills and planing mills ²	2421	12/71	228.2	219.5	220.1	216.3	213.5
Softwood veneer and plywood	2436	12/75	142.0	129.3	133.6	128.6	124.7
Structural wood members ²	2439	12/75	156.6	154.8	154.2	154.4	154.1
Wood pallets and skids	2446	12/75	152.5	152.0	144.2	143.8	144.3
Mobile homes ²	2451	12/74	156.9	159.2	163.2	163.7	162.6
Particleboard	2492	12/75	173.6	168.0	178.1	175.3	173.4

See footnotes at end of table.

Table 9. Producer price indexes for the output of selected SIC industries—Continued

(1967 = 100 unless otherwise indicated)

Industry	1972 SIC code	Other index base	Index				
			1981		1982		
			Annual average	Oct.	June ¹	Sep. ¹	Oct. ¹
Manufacturing Industries—Continued							
Wood household furniture, except upholstered ²	2511	12/71	197.4	201.0	208.0	208.0	208.8
Wood household furniture, upholstered ²	2512	12/71	174.0	175.6	182.3	185.9	183.2
Mattresses and bedsprings	2515		192.3	195.2	205.9	210.4	210.3
Wood office furniture	2521		254.2	257.1	270.8	272.4	272.4
Pulp mills	2611	12/73	252.4	255.0	244.3	235.4	232.6
Paper mill products, except building paper ²	2621	12/74	156.2	159.8	160.6	159.8	159.8
Paperboard mills	2631	12/74	151.7	153.6	149.8	146.5	144.8
Sanitary paper products	2647		343.4	344.0	346.2	350.0	349.5
Sanitary food containers	2654		244.8	253.4	259.9	262.2	263.2
Fiber cans, drums, and similar products	2655	12/75	163.0	167.6	176.7	177.5	177.8
Alkalies and chlorine ²	2812	12/73	305.9	317.7	334.8	324.3	313.4
Plastics materials and resins ²	2821	06/76	150.8	156.3	150.3	151.1	150.7
Synthetic rubber ²	2822		293.3	301.0	303.8	298.8	296.6
Synthetic organic fibers, except cellulosic ²	2824		155.6	164.2	161.3	160.1	157.6
Nitrogenous fertilizers ²	2873	12/75	142.8	142.9	139.5	135.6	134.6
Phosphatic fertilizers ²	2874		254.1	259.4	257.3	245.9	247.1
Fertilizers, mixing only ²	2875		270.7	273.8	279.0	275.4	274.7
Explosives ²	2892		311.9	318.7	326.5	337.3	335.6
Petroleum refining	2911	06/76	294.4	294.6	267.9	280.3	278.5
Paving mixtures and blocks ²	2951	12/75	194.3	196.3	195.0	194.8	196.7
Asphalt felts and coatings	2952	12/75	176.9	174.9	173.1	174.5	176.5
Tires and inner tubes ²	3011	12/73	215.8	221.0	221.5	221.7	221.9
Rubber and plastic footwear ²	3021	12/71	184.4	185.0	187.0	185.9	185.9
Reclaimed rubber	3031	12/73	194.1	200.3	210.7	207.6	207.5
Miscellaneous plastic products	3079	06/78	128.9	130.8	133.1	132.7	132.7
Leather tanning and finishing ²	3111	12/77	150.7	148.2	147.3	148.5	148.7
Men's footwear, except athletic ²	3143	12/75	169.3	170.5	171.6	175.7	175.8
Women's footwear, except athletic ²	3144		217.1	212.5	220.1	222.2	223.3
Women's handbags and purses ²	3171	12/75	155.5	158.4	158.4	159.0	159.0
Flat glass ²	3211	12/71	175.3	180.1	187.9	186.3	186.3
Glass containers ²	3221		328.6	335.4	358.0	357.7	358.3
Cement, hydraulic ²	3241		329.6	330.3	341.9	335.1	336.2
Brick and structural clay tile	3251		296.5	299.9	305.0	307.5	307.5
Ceramic wall and floor tile	3253	12/75	133.4	140.4	140.6	138.0	138.0
Clay refractories	3255		310.2	313.9	356.2	357.9	357.9
Structural clay products, n.e.c.	3259		222.6	231.7	215.9	219.5	219.5
Vitreous plumbing fixtures	3261		254.9	259.0	265.5	267.1	269.1
Vitreous china table and kitchen articles	3262		335.0	336.8	360.2	349.8	350.3
Fine earthenware (whiteware) table and kitchen articles	3263		309.1	313.8	316.9	314.8	321.3
Pottery products, n.e.c.	3269	12/75	160.1	161.8	167.4	164.8	166.9
Concrete block and brick ²	3271		270.4	274.3	277.0	276.8	276.9
Ready-mixed concrete ²	3273		298.7	299.5	305.5	305.4	306.1
Lime	3274	12/75	172.5	173.7	188.3	188.2	188.1
Gypsum products ²	3275		256.9	251.5	256.2	254.7	255.8
Abrasive products ²	3291	12/71	232.9	237.6	252.1	252.3	252.3
Nonclay refractories	3297	12/74	185.3	189.7	203.8	203.8	203.8
Blast furnaces and steel mills ²	3312		342.8	353.1	353.7	352.3	354.0
Electrometallurgical products	3313	12/75	121.8	125.4	120.4	121.4	121.3
Cold finishing of steel shapes ²	3316		316.2	326.4	325.6	325.1	324.3
Steel pipe and tubes ²	3317		341.5	362.0	365.7	361.0	361.0
Grey iron foundries ²	3321	12/68	299.7	303.3	311.5	309.7	314.4
Primary smelted and refined zinc ²	3333		326.3	337.0	259.7	291.6	302.9
Primary aluminum ²	3334		333.1	333.5	307.9	304.4	303.5
Rolling, drawing and extruding of copper ²	3351		212.3	212.3	190.0	190.9	191.3
Aluminum sheet, plate and foil ²	3353	12/75	175.8	179.9	178.0	177.2	176.3
Aluminum extruded products	3354	12/75	180.1	181.3	180.1	178.0	177.7
Aluminum rolling and drawing, N.E.C. ²	3355	12/75	159.1	163.0	165.4	165.9	160.0
Metal cans ²	3411		305.1	307.0	318.7	318.1	318.0
Hand saws and saw blades	3425	12/72	201.4	204.8	221.4	221.2	221.2
Metal sanitary ware ²	3431		265.5	270.3	276.1	276.4	278.1
Automotive stampings	3465	12/75	146.0	147.4	144.5	153.5	154.1
Small arms ammunition	3482	12/75	159.0	159.9	170.3	175.9	175.9
Steel springs, except wire ²	3493		245.9	253.9	254.4	253.5	253.7
Valves and pipe fittings, except plumbers' brass goods	3494	12/71	248.9	252.9	260.6	260.0	259.8

See footnotes at end of table.

Table 9. Producer price indexes for the output of selected SIC industries—Continued

(1967 = 100 unless otherwise indicated)

Industry	1972 SIC code	Other index base	Index				
			1981		1982		
			Annual average	Oct.	June ¹	Sep. ¹	Oct. ¹
Manufacturing industries—Continued							
Fabricated pipe and pipe fittings ²	3498		361.3	377.7	385.4	382.4	383.2
Internal combustion engines, n.e.c.	3519		311.9	323.2	339.1	347.1	347.3
Construction machinery ²	3531	12/76	156.8	161.0	165.4	166.8	166.2
Mining machinery and equipment ²	3532	12/72	282.5	288.5	304.2	304.5	305.4
Oilfield and gasfield machinery ²	3533		395.8	415.6	438.7	439.1	436.9
Elevators and moving stairways ²	3534		253.9	257.0	275.5	275.3	274.2
Metal forming machine tools ²	3542	12/71	306.9	311.7	326.5	333.3	333.5
Power driven hand tools ²	3546	12/76	147.3	149.5	156.3	157.2	157.5
Textile machinery ²	3552	12/69	243.5	248.0	259.2	259.3	261.3
Woodworking machinery ²	3553	12/72	225.0	228.9	234.9	230.6	230.7
Scales and balances, except laboratory ²	3576		226.2	226.2	230.6	231.9	232.0
Carburetors, pistons, piston rings and valves	3592	06/76	178.0	185.4	195.9	197.6	198.2
Power, distribution, and specialty transformers ²	3612		209.9	217.3	225.2	224.6	223.9
Welding apparatus, electric	3623	12/72	227.5	232.5	237.8	237.7	237.8
Household cooking equipment ²	3631	12/75	141.2	141.6	146.9	151.0	151.1
Household refrigerators and home and farm freezers	3632	06/76	132.8	137.8	144.3	145.9	145.4
Household laundry equipment ²	3633	12/73	174.3	177.0	189.0	190.1	190.5
Household vacuum cleaners	3635		159.1	161.3	165.6	159.5	159.2
Sewing machines	3636	12/75	146.8	156.0	154.3	153.0	153.6
Electric lamps	3641		277.3	285.9	293.9	296.3	302.9
Noncurrent-carrying wiring devices	3644	12/72	249.6	258.7	260.8	261.3	261.9
Commercial lighting fixtures ²	3646	12/75	154.8	158.9	166.5	165.4	165.7
Lighting equipment, n.e.c.	3648	12/75	155.9	162.0	171.1	171.2	171.2
Electron tubes, receiving type	3671		309.7	327.5	374.5	380.7	380.8
Semiconductors and related devices ²	3674		90.9	91.6	89.5	90.8	88.4
Electronic capacitors ²	3675	12/75	170.3	171.5	166.8	165.5	164.4
Electronic resistors ²	3676	12/75	141.4	142.7	144.9	144.8	145.2
Electronic connectors ²	3678	12/75	154.9	156.8	159.8	159.8	160.9
Primary batteries, wet and dry ²	3692		182.2	182.7	196.2	196.8	198.1
Motor vehicles and passenger car bodies ²	3711	12/75	150.3	158.6	159.0	151.4	162.8
Jewelry, precious metal	3911	12/78	181.1	177.9	155.7	183.4	183.1
Jewelers' findings and material and lapidary work	3915	12/78	149.4	145.6	126.4	126.1	125.8
Musical instruments	3931	12/78	122.0	123.1	126.5	129.2	129.2
Dolls	3942	12/75	131.3	130.9	136.8	136.5	136.5
Games, toys, and children's vehicles, except dolls and bicycle	3944		221.3	222.2	234.3	232.1	232.6
Carbon paper and inked ribbons	3955	12/75	138.5	140.2	140.6	139.3	139.3
Costume jewelry and costume novelties	3961	12/78	124.7	131.8	129.0	126.6	126.9
Burial caskets	3995	06/76	139.5	143.4	149.3	150.8	150.8
Hard surface floor coverings	3996	12/75	151.8	153.7	154.3	156.9	156.9

¹ Data for June 1982 have been revised to reflect the availability of late reports and corrections by respondents. All data are subject to revision 4 months after original publication. Data are not seasonally adjusted.

² These indexes are calculated by a revised methodology. See "Technical Note on Data from the Producer Price Index Revision" at the back of this

publication. Effective with the January 1983 issue, these indexes will be deleted from this table because corresponding indexes appear in table 4.

³ Not available.

n.e.c. = Not elsewhere classified.

Table 10. Producer price indexes for the output of selected census product classes

(1967 = 100 unless otherwise indicated)

Product class	1972 Census code	Other index base	Index					
			1981		1982			
			Annual average	Oct.	June ¹	Sep. ¹	Oct. ¹	
METAL MINING	10							
Treated iron ores, including washed material	10112	12/75	168.0	168.7	177.2	177.2	177.2	177.2
Mercury metal	10923	12/75	346.0	354.1	307.5	289.5	312.5	
BITUMINOUS COAL AND LIGNITE MINING	12							
Bituminous coal and lignite	12110	12/75	133.3	136.7	143.1	143.6	143.3	
OIL AND GAS EXTRACTION	13							
Crude petroleum, including lease condensate	13111	12/75	306.0	300.2	273.5	273.7	280.2	
Natural gas production and disposition	13115	12/75	461.9	480.5	570.8	604.5	599.0	
Natural gas liquids and residue gas, n.e.c.	13210	12/75	417.8	434.6	516.3	546.7	541.8	
Residue gas shipped	13213	06/77	269.6	280.4	333.1	352.8	349.6	
MINING AND QUARRYING OF NONMETALLIC MINERALS, EXCEPT FUELS	14							
Crude kaolin and ball clay	14551	06/76	138.7	143.4	(⁹)	151.7	151.7	
Prepared kaolin and ball clay	14552	06/76	138.7	143.4	(⁹)	151.7	151.7	
Washed, dried or concentrated phosphate rock	14752	12/75	116.6	118.5	118.5	114.5	114.5	
FOOD AND KINDRED PRODUCTS	20							
Beef, not canned or made into sausage ²	20111		253.1	249.2	275.2	247.3	234.5	
Veal, not canned or made into sausage ²	20112		(⁹)	165.6	175.7	166.8	161.2	
Pork, fresh and frozen ²	20114		194.4	200.5	218.2	233.3	222.7	
Lard ²	20115		302.3	315.0	324.2	306.9	308.0	
Pork, processed or cured, including frozen ²	20116		236.8	253.2	281.0	308.7	298.0	
Sausage and similar products, not canned ²	20117		249.6	259.6	281.4	284.0	281.6	
Pork, processed or cured, not made in meatpacking plants	20136		234.4	252.6	278.0	307.4	300.4	
Sausage & similar products, not made in meatpacking plants	20137		253.6	262.9	284.9	283.9	278.4	
Young chickens incl. broilers, fryers, roasters & capons	20161		(⁹)	(⁹)	189.1	181.4	171.8	
Turkeys	20163		191.2	163.9	184.5	194.7	199.8	
Creamery butter	20210		225.6	229.5	225.8	227.9	(⁹)	
Natural cheese, exc. cottage cheese ²	20221		316.6	316.7	319.7	319.6	322.1	
Process cheese and related products ²	20222	12/72	213.4	213.7	218.6	218.6	220.6	
Canned milk products (consumer type cans)	20232		307.6	307.5	311.9	311.9	311.9	
Ice cream and ices	20240		232.9	233.6	235.7	238.3	238.3	
Packaged fluid milk and related products	20262		194.5	195.6	197.9	198.2	198.4	
Canned fruits (except baby foods) ²	20331		243.2	249.1	258.7	249.5	250.5	
Canned vegetables (except hominy and mushrooms) ²	20332		217.4	220.6	228.0	224.3	223.9	
Canned hominy and mushrooms ²	20333	12/75	150.8	154.1	139.5	138.4	138.9	
Canned fruit juices, nectars, concentrates ²	20334		328.1	337.9	342.1	342.6	341.1	
Canned vegetable juice ²	20335		255.9	265.9	283.3	282.9	281.1	
Catsup and other tomato ²	20336		239.8	260.9	277.1	269.9	270.5	
Jams, jellies, and preserves ²	20338		282.0	289.6	310.7	294.1	310.0	
Dried fruits and vegetables, except soup mixes	20341		337.7	347.6	339.6	342.4	345.6	
Pickles and other pickled products ²	20352	12/75	155.0	160.0	163.1	163.6	164.2	
Frozen dinners, beef, pork, poultry pies, nationality foods	20382	12/75	177.4	178.9	183.2	183.2	183.2	
Wheat flour, except flour mixes	20411	12/71	188.8	184.2	181.4	177.2	175.8	
Wheat mill products other than flour	20412		201.4	182.1	192.7	150.4	137.5	
Milled rice and byproducts	20440		277.3	247.3	180.3	183.0	183.0	
Cookies and ice cream cones	20522		(⁹)	(⁹)	317.3	322.0	322.0	
Sugar cane mill products and by-products ²	20610		272.7	219.2	285.9	294.7	290.4	
Refined beet sugar and by-products ²	20630		310.6	245.7	274.2	297.3	294.8	
Chocolate coatings	20661		274.3	272.4	253.3	251.5	249.7	
Chewing gum and chewing gum base	20670		329.3	321.7	321.7	321.7	321.7	
Cottonseed oil, crude	20741		134.9	112.3	117.9	101.1	92.6	
Cottonseed cake and meal and other byproducts	20744		239.8	203.4	201.8	208.4	196.9	
Soybean oil ²	20751		195.5	186.3	179.9	159.3	172.0	
Soybean cake, meal and other byproducts ²	20752		273.8	254.2	254.0	224.3	216.2	
Linseed oil	20761	12/75	103.0	(⁹)	91.9	89.8	87.7	
Vegetable oils (other than cottonseed, soybean, and linseed)	20762		213.5	203.5	178.3	168.0	169.2	
Grease and inedible tallow	20771		326.1	305.9	318.7	280.8	265.1	
Meat meal and tankage	20772		257.2	252.1	231.7	208.4	203.2	
Animal and marine oil mill products, including foots	20773		274.7	257.6	252.9	220.7	219.5	
Margarine	20792		233.8	233.8	238.3	232.3	232.8	
Canned beer ²	20821	12/75	(⁹)	138.5	144.1	145.0	144.1	
Malt and malt byproducts	20830		282.5	275.4	259.8	251.2	251.2	

See footnotes at end of table.

Table 10. Producer price indexes for the output of selected census product classes—Continued

(1967 = 100 unless otherwise indicated)

Product class	1972 Census code	Other index base	Index				
			1981		1982		
			Annual average	Oct.	June ¹	Sep. ¹	Oct. ¹
FOOD AND KINDRED PRODUCTS—Continued							
Bottled liquors, except brandy	20853		174.6	175.6	181.0	181.8	181.8
Flavoring sirups for use by soft drink bottlers	20873	12/68	187.0	184.6	189.0	195.3	202.1
Canned and cured seafood, including soup (except frozen)	20910		371.3	372.5	368.1	362.3	362.3
Fresh packaged fish and other seafood	20922		370.1	363.1	482.8	425.3	491.3
Frozen packaged fish, excluding shellfish	20923	12/75	166.6	166.6	172.6	174.3	175.3
Frozen packaged shellfish and other seafood, including soup	20924	12/75	145.8	137.0	186.9	196.3	194.4
Roasted coffee, whole bean or ground ²	20951	12/72	248.5	248.0	256.7	252.9	254.6
Concentrated (instant) coffee ²	20952		286.0	286.6	301.5	298.9	300.1
Macaroni, spaghetti, and noodles	20980		252.0	259.4	259.4	259.4	255.4
Tea in consumer packages	20995	12/75	157.2	156.5	156.5	156.5	156.5
TOBACCO MANUFACTURES							
Cigarettes	21110		276.9	287.8	319.5	345.5	388.6
Cigars	21210		169.7	174.2	179.3	176.5	176.5
Chewing and smoking tobacco and snuff	21310		321.9	327.2	354.9	359.7	376.3
TEXTILE MILL PRODUCTS							
Cotton sheeting and allied fabrics (gray goods) ²	22112	12/72	185.9	188.7	179.6	175.9	174.3
Cotton print cloth yarn fabrics (gray goods) ²	22113	12/72	339.6	342.3	331.6	321.4	316.4
Finished cotton broadwoven fab. (made in weav. mills) ²	22117		305.6	306.5	297.2	296.7	292.7
Sheets and pillowcases made from cotton ²	22118		192.1	198.7	204.1	204.9	200.3
Cotton towels and washcloths (made in weaving mills) ²	22119		(³)	348.3	336.3	334.4	334.4
100% filament fabrics (gray goods) ²	22212		191.7	190.8	184.9	180.7	181.2
100% spun polyester blends with cotton (gray goods)	22214	12/75	143.3	146.9	147.0	145.9	146.4
Finished syn. fiber & silk fabrics- made in weaving mills ²	22218	12/72	155.2	159.1	160.7	160.1	160.5
Finished wool apparel fabrics	22313	12/75	156.9	157.0	158.1	157.0	157.0
Women's finished seamless hosiery,full length & knee length	22513		102.2	103.5	104.7	104.9	104.9
Men's finished seamless hosiery	22522	12/75	141.3	145.7	148.2	147.9	147.9
Sweaters, knit jackets and jersey	22531		152.7	156.0	158.0	160.1	160.1
Knit outerwear sport shirts	22532		215.0	221.1	224.1	219.0	219.0
Women's and children's knit underwear ²	22542		205.1	205.5	213.3	212.9	213.1
Warp knit underwear and nightwear finished fabric ²	22582	12/75	137.0	139.2	137.0	137.0	135.5
Finished cotton broadwoven fab.(not fin. in weaving mills)	22617		310.0	309.1	300.5	293.4	289.6
Finished manmade fiber&silk fab.(not fin. in weaving mills)	22628	12/72	154.9	158.5	154.8	156.1	155.9
Tufted carpets and rugs - primary production ²	22720		154.3	156.3	157.9	156.7	156.8
Carded cotton yarns	22811	12/71	245.2	237.5	222.8	222.2	221.6
Combed cotton yarns	22812		240.6	231.1	220.6	217.9	214.8
Rayon and/or acetate spun yarns	22813	12/71	252.0	264.6	262.4	263.5	265.1
Spun noncellulosic fiber and silk yarns	22814		166.8	169.9	164.5	164.5	164.2
Rewound,plied,etc.,yarns other than wool	22822	12/76	149.4	154.1	153.4	153.4	152.9
Textured, crimped, or bulked filament yarns	22824	12/75	112.3	126.3	121.6	114.8	97.3
Wool yarns,except carpet,including yarns spun and finished.	22831	12/75	188.9	192.4	181.9	180.4	178.0
Finished thread for industrial or manufacturers' use	22842		267.7	279.3	278.9	279.0	278.7
Hard fiber cordage and twine	22981		306.3	316.6	320.1	324.1	324.1
Soft fiber cordage and twine (except cotton)	22982	12/75	147.7	152.6	154.3	156.2	156.2
Cotton cordage and twine	22983	12/77	135.9	140.4	142.0	143.8	143.8
APPAREL AND OTHER TEXTILE PRODUCTS							
Men's suits ²	23111		214.5	216.3	226.8	229.8	229.9
Men's tailored dress, sport coats and jackets ²	23113	12/73	155.3	157.8	164.0	165.7	165.7
Men's & boys' dress & sport shirts,except knit sport shirts	23214		209.2	212.4	217.5	220.3	220.3
Men's and boys' underwear ²	23221		231.9	232.1	257.0	257.0	257.2
Men's, youths' and boys' neckwear	23230	12/75	114.7	113.9	121.3	121.3	121.3
Men's and boys' dress & sport trousers & dress shorts	23271		177.9	178.0	186.2	185.9	185.7
Men's and boys' outerwear, n.e.c.	23292		228.3	232.1	235.9	235.9	235.9
Women's, misses' & juniors' blouses & shirts, except knit	23317	12/75	141.1	147.0	147.0	145.0	145.0
Womens dresses-priced per unit ²	23351	12/75	124.7	127.3	128.5	127.1	127.2
Women's, misses' and juniors' suits	23372	12/71	115.3	115.3	115.3	115.5	115.5
Women's, misses' and juniors' skirts and jackets	23374	12/71	124.0	128.4	129.8	128.5	128.5
Women's, misses' & juniors' outerwear, n.e.c.	23393		177.5	199.8	204.2	186.9	186.9
Women's and children's underwear ²	23412	12/72	201.8	202.2	209.7	209.7	210.2
Women's and children's nightwear ²	23413		156.4	157.8	166.9	168.1	168.8
Brassieres ²	23421	12/75	132.9	135.2	146.3	150.2	149.4
Corsets, girdles, combinations and accessories ²	23422	12/75	142.3	144.0	150.1	150.1	150.1
Hats and hat bodies(except cotton and millinery)	23521	12/77	132.2	(³)	133.4	132.0	132.0
Work gloves & mittens, made from woven knit fabrics	23812		311.5	311.3	316.3	310.8	309.9

See footnotes at end of table.

Table 10. Producer price indexes for the output of selected census product classes—Continued

(1967 = 100 unless otherwise indicated)

Product class	1972 Census code	Other index base	Index				
			1981		1982		
			Annual average	Oct.	June ¹	Sep. ¹	Oct. ¹
APPAREL AND OTHER TEXTILE PRODUCTS—Continued							
Bedspreads and bedsets (not made in weaving mills)	23926		(²)	(²)	247.4	242.7	242.7
Sheets and pillowcases (not made in weaving mills)	23928	12/72	186.0	192.4	197.6	198.4	193.9
Canvas products	23940	12/77	131.9	137.6	143.1	145.4	148.0
LUMBER AND WOOD PRODUCTS, EXCEPT FURNITURE							
Hardwood lumber ²	24211	12/75	152.4	153.4	156.9	154.0	153.5
Softwood lumber ²	24212	12/75	165.3	157.4	158.6	155.2	152.5
Hardwood dimension stock, furniture parts, & vehicle stock	24262		241.1	(²)	243.4	253.4	253.4
Wood window and door frames	24313		369.8	371.8	367.3	369.3	369.3
Doors wood, interior and exterior	24314	12/71	215.5	217.4	220.4	220.4	220.4
Wood mouldings, except unfinished mouldings	24316	12/75	162.0	146.2	172.3	168.2	165.2
Wood kitchen cabinets, stock line	24341	12/71	182.5	185.4	190.3	190.3	190.3
Hardwood plywood	24351	12/71	180.3	186.2	186.2	175.6	175.6
Pallets and skids	24480		190.0	189.5	178.9	178.4	179.2
Wirebound boxes made from lumber, veneer and plywood	24491	12/67	281.2	285.2	285.2	285.2	285.2
Components for stationary buildings	24521	12/75	169.1	176.0	176.0	176.0	176.0
Particleboard	24920		153.4	147.5	157.3	153.9	152.2
Fabricated hardboard products	24996	12/75	183.1	189.5	189.5	197.6	195.2
FURNITURE AND FIXTURES							
Wood living room, library, sunroom, and hall furniture ²	25112		226.9	232.2	238.1	237.0	238.0
Wood dining room and kitchen furniture, except cabinets ²	25113		254.1	259.0	270.3	271.1	271.6
Wood bedroom furniture ²	25115		236.1	240.1	249.0	248.6	250.3
Upholstered wood household furniture ²	25120		(²)	201.8	209.8	213.9	210.9
Metal porch, lawn, and outdoor furniture	25143		277.6	293.0	289.4	291.9	291.9
Innerspring mattresses, other than crib size	25151		184.8	(²)	202.5	203.9	203.9
Other mattresses, including crib mattresses	25152		199.5	203.6	221.2	224.5	224.5
Bedsprings	25153		179.0	(²)	195.9	204.5	204.5
Convertible sofas	25154		199.6	202.7	(²)	(²)	209.7
Wood office furniture	25210		255.1	257.9	271.8	273.3	273.3
Metal office seating, including upholstered ²	25221		242.6	246.6	257.5	259.9	264.2
PAPER AND ALLIED PRODUCTS							
Special alpha and dissolving woodpulp	26111	12/73	247.8	251.9	254.0	249.5	249.5
Other pulp, including pulpmill byproducts, except tall oil	26112	12/73	262.8	264.2	242.2	229.1	223.8
Newsprint ²	26211		307.9	316.7	319.3	318.3	318.3
Clay coated printing and converting paper ²	26213	12/73	216.4	222.9	226.8	225.7	226.4
Book paper, uncoated ²	26214	12/73	236.2	245.4	240.8	237.0	236.6
Unbleached kraft packaging/industrial converting paper ²	26217	12/75	149.4	150.9	142.4	144.0	142.0
Packaging/indust. converting paper, exc. unbleached kraft ²	26218	12/75	146.8	150.6	151.0	152.2	152.2
Unbleached kraft packaging/industrial converting paperboard	26311	12/75	149.2	150.4	146.5	143.9	141.7
Bleached packaging & industrial converting paperboard	26312	12/75	170.4	175.4	171.5	171.7	170.9
Semichemical paperboard	26313	12/75	145.2	(²)	142.3	138.1	132.1
Combination furnish paperboard	26314	12/75	149.9	152.5	151.5	145.6	145.1
Gummed products	26413	12/75	161.3	162.9	165.5	165.5	165.5
Grocers' & variety bags (paper) & wardrobe, shopping	26431	12/75	(²)	(²)	(²)	(²)	152.1
Sanitary napkins and tampons	26471		340.9	343.4	355.8	377.6	384.4
Sanitary tissue health products	26472		348.8	349.2	350.3	352.0	350.6
Milk and other beverage cartons	26541		246.1	257.5	275.8	281.5	281.5
Cups and liquid-tight containers	26542		227.0	234.3	234.3	234.3	234.3
Other sanitary food containers, boards, and trays	26543		257.2	265.6	267.6	270.1	272.9
Paperboard fiber drums with metal, wood, or paperboard ends	26551		304.3	305.5	329.6	329.6	329.6
Fiber cans, tubes, and similar fiber products	26552	12/75	161.9	168.0	175.6	176.7	177.1
Insulating board	26611		242.5	245.6	255.7	253.6	258.1
CHEMICALS AND ALLIED PRODUCTS							
Chlorine, compressed or liquefied ²	28121	12/73	209.2	201.5	220.2	213.6	207.3
Sodium hydroxide (caustic soda) ²	28123	12/73	359.2	392.8	412.5	389.4	367.2
Titanium pigments	28161	12/75	161.3	169.4	169.4	170.9	170.9
Other white opaque pigments	28162	12/75	124.1	125.9	116.4	113.9	115.3
Sulfuric acid	28193	12/73	247.6	264.0	270.4	269.4	262.1
Inorganic acids, except nitric, sulfuric, and phosphoric	28194	12/73	237.9	244.3	244.6	248.6	243.1
Aluminum oxide	28195	12/74	(²)	(²)	(²)	(²)	(²)
Other aluminum compounds	28196	12/73	270.9	288.7	307.0	303.6	302.9
Potassium/sodium compounds (exc. bleaches, alkalis/alums)	28197	12/73	369.3	380.6	392.6	401.1	397.3
Thermoplastic resins and plastics materials ²	28213	12/75	156.8	162.8	151.6	151.8	151.2

See footnotes at end of table.

Table 10. Producer price indexes for the output of selected census product classes—Continued

(1967 = 100 unless otherwise indicated)

Product class	1972 Census code	Other index base	Index					
			1981		1982			
			Annual average	Oct.	June ¹	Sep. ¹	Oct. ¹	
CHEMICALS AND ALLIED PRODUCTS—Continued	28							
Thermosetting resins and plastics materials ²	28214	12/75	149.1	153.1	154.3	154.7	154.7	
Synthetic rubber ²	28220		294.2	301.2	305.4	299.8	296.6	
Rayon yarn, viscose and cuprammonium processes	28232		274.8	284.3	280.3	277.4	275.3	
Synthetic organic medicinal chemicals in bulk ²	28331	12/71	163.4	165.3	166.8	165.7	167.8	
Household detergents	28412		235.6	237.1	249.7	248.2	248.2	
Soaps, except specialty cleaners, household	28413		259.9	263.9	271.9	271.9	271.9	
Shaving preparations ²	28441	12/71	184.5	191.7	206.3	233.9	207.0	
Perfume, cologne and toilet water ²	28442		239.2	230.5	280.5	251.4	236.5	
Other toiletries ²	28445	12/71	173.2	176.4	187.2	189.2	184.2	
Cyclic intermediates	28651	12/73	432.6	433.2	393.8	392.4	395.3	
Cyclic (coal tar) crudes	28655	12/75	245.3	245.1	214.1	215.3	217.0	
Miscellaneous acyclic chemicals/chemicals products, ex.urea	28692	12/73	336.3	338.1	323.7	318.9	320.2	
Synthetic, compound ammonia, nitric acid ²	28731	12/75	126.4	128.3	129.6	125.9	123.9	
Urea ²	28732	12/75	140.6	141.8	125.4	121.0	122.2	
Phosphoric acid ²	28741	12/76	171.6	178.7	174.9	164.2	161.8	
Superphosphate, phosphatic fert. materials ²	28742		259.2	263.2	260.8	246.2	252.4	
Mixed fertilizers, made in plant ²	28743		250.5	254.2	252.7	252.0	243.7	
Mixed fertilizers, mixing only ²	28752		266.7	269.2	275.0	271.5	270.7	
Explosives (except government owned plants) ²	28921		321.0	330.1	335.4	349.8	347.5	
Gelatin, except ready-to-eat desserts	28994	12/75	92.5	98.6	120.5	93.0	93.0	
PETROLEUM REFINING AND RELATED INDUSTRIES	29							
Gasoline	29111		720.9	722.1	635.3	685.1	673.0	
Jet fuel	29112		1051.3	1059.4	985.9	981.7	977.8	
Kerosene	29113	12/75	323.8	319.3	302.3	308.9	303.6	
Distillate fuel oil	29114		1049.9	1048.0	967.1	994.0	990.1	
Residual fuel oil	29115		1238.9	1179.0	1229.5	1120.7	1125.1	
Liquefied refinery gases (feed stock and other uses)	29116	12/75	266.6	265.0	206.1	248.5	273.6	
Unfinished oils and lubricating oil base stock	29118		874.8	888.3	888.3	888.3	867.3	
Asphalt	29119		789.7	813.6	775.0	774.2	782.0	
Paving mixtures and blocks ²	29510		413.1	417.2	413.4	413.6	418.2	
Roofing asphalts and pitches, coatings, and cements	29522	12/75	221.3	223.5	205.6	209.7	212.5	
Asphalt and tar roofing and siding products	29523	12/75	162.8	159.3	161.7	162.5	164.4	
RUBBER AND MISCELLANEOUS PLASTICS PRODUCTS	30							
Passenger car pneumatic tires ²	30111	12/73	209.7	214.7	214.0	215.3	214.8	
Truck/bus tires ²	30112	12/73	221.6	229.1	224.2	222.9	223.9	
Other pneumatic and all solid tires ²	30113	12/73	216.2	220.1	223.3	221.9	223.5	
Tread rubber, tire sundries, and repair materials ²	30115	12/73	233.6	237.9	240.6	240.6	240.6	
Reclaimed rubber	30310	12/73	195.3	201.6	212.3	209.0	209.0	
Rubber and plastics belts and belting, flat	30411	12/75	165.3	170.7	171.0	170.0	168.7	
Rubber hose, mandrel made and all hydraulic	30413	12/75	143.6	143.3	168.1	172.3	171.0	
Rubber hose, long length nonhydraulic	30414	12/75	173.9	182.1	186.2	186.4	186.9	
Rubber heels and soles	30696	12/71	275.6	283.0	290.4	277.4	277.4	
Druggist and medical sundries	30697	12/75	156.7	156.3	168.8	168.8	168.8	
Consumer and commercial plastics products, n.e.c.	30790	12/75	145.7	147.0	150.4	151.1	151.1	
Unsupported plastics film, sheets, rods, and tubes	30791	12/70	198.8	201.3	209.3	206.7	206.7	
Foamed plastic products	30792	06/78	135.5	136.2	145.5	145.6	145.6	
Laminated sheets, rods, and tubes	30793	12/70	188.6	(³)	188.5	182.5	181.7	
Packaging and shipping containers	30794	06/78	131.4	137.0	137.5	137.6	137.6	
Industrial plastics products, except belting	30795	06/78	131.5	132.8	136.9	137.5	137.5	
Construction plastics products	30796	12/75	128.0	128.9	122.1	123.0	122.3	
Regenerated cellulosic products, except rayon	30798	12/70	259.1	262.6	276.0	273.5	273.5	
LEATHER AND LEATHER PRODUCTS	31							
Finished cattle hide and kip side leathers ²	31111		324.7	317.8	315.0	318.2	318.9	
Finished sheep and lamb leathers ²	31113	12/69	283.2	301.8	304.5	304.5	303.8	
STONE, CLAY, GLASS, AND CONCRETE PRODUCTS	32							
Other flat glass-from glass made in same estab ²	32114	12/75	150.3	153.5	169.0	160.9	160.9	
Glass containers ²	32210		328.7	335.5	358.1	357.8	358.4	
Cement, hydraulic (including cost of shipping containers) ²	32410		329.5	330.2	341.8	334.9	336.1	
Brick, except ceramic glazed and refractory	32511		300.2	303.1	310.0	312.5	312.5	
Clay floor and wall tile, including quarry tile	32530		178.5	187.9	188.3	184.7	184.7	
Clay refractories	32550		312.2	315.3	360.4	362.2	362.2	

See footnotes at end of table.

Table 10. Producer price indexes for the output of selected census product classes—Continued

(1967 = 100 unless otherwise indicated)

Product class	1972 Census code	Other index base	Index				
			1981		1982		
			Annual average	Oct.	June ¹	Sep. ¹	Oct. ¹
STONE, CLAY, GLASS, AND CONCRETE PRODUCTS—Continued							
Vitrified clay sewer pipe and fittings	32591		214.9	224.1	219.2	223.0	223.0
Vitreous & semivitreous plumbing fixtures, accessories	32610		255.7	259.7	266.2	268.0	270.0
Vitreous china & porcelain table & kitchen articles	32620		335.0	336.6	361.1	350.2	350.4
Pottery products, n.e.c., including china decorating	32690	12/75	160.0	161.7	167.3	164.6	166.8
Concrete block and brick ²	32710		270.1	274.0	276.9	276.9	277.5
Ready-mixed concrete ²	32730		299.9	300.6	306.9	306.5	306.6
Lime (including cost of shipping containers)	32740		337.6	339.6	369.0	368.4	368.1
Gypsum building materials	32751		254.6	250.8	255.5	253.9	255.3
Nonmetallic artificial sized grains ²	32911		333.8	344.5	350.0	350.0	350.0
Nonmetallic bonded abrasive products ²	32912		296.0	299.7	323.1	323.6	323.6
Nonmetallic coated abr prods & buffing wheels ²	32913	12/71	214.0	215.6	234.8	234.8	234.8
Metal abrasives, incl scouring pads ²	32914	12/76	129.8	133.1	136.0	136.4	136.8
Mineral wool for structural insulation	32961	12/75	158.9	164.8	170.0	174.3	176.6
Nonclay refractories, except dead-burned magnesia	32970	12/74	184.8	189.5	203.0	203.0	203.0
PRIMARY METAL INDUSTRIES							
33							
Other steel mill products, except wire products ²	33120		357.1	363.8	363.7	365.6	365.6
Coke oven and blast furnace products ²	33121		365.9	374.5	370.9	371.8	369.9
Steel ingots and semifinished shapes and forms ²	33122		358.9	369.7	370.1	370.0	368.5
Tin mill products, hot rolled sheets and strip ²	33123		323.3	330.2	332.7	331.9	337.2
Hot rolled bars, plates and structural shapes ²	33124		354.9	367.0	365.6	361.8	362.0
Steel wire (made in steel mills) ²	33125		337.3	352.0	352.9	353.0	353.0
Steel pipe and tubes (made in steel mills) ²	33126		343.3	364.0	368.0	367.9	368.0
Cold rolled steel sheets and strip (made in steel mills) ²	33127		318.4	327.8	329.3	328.8	328.6
Cold finished steel bars (made in steel mills) ²	33128		321.2	332.4	325.5	331.0	329.6
Ferromanganese	33131		286.9	287.4	286.5	286.5	286.5
Ferrochrome	33132		311.5	312.5	313.1	313.1	313.1
Ferrosilicon	33133		324.2	342.8	313.1	319.4	319.4
Ferrous wire rope & strand (made in wire drawing plants) ²	33151		326.0	346.9	332.9	331.5	327.3
Steel nails and spikes (made in wire drawing plants) ²	33152		353.3	362.9	363.1	364.2	364.1
Steel wire (made in wire drawing plants) ²	33155		339.6	356.3	356.4	351.2	351.0
Cold rolled steel sheets & strip (not made in steel mills) ²	33167		317.5	326.9	328.5	324.7	323.5
Cold finished steel bars (not made in steel mills) ²	33168		315.4	327.2	321.2	324.9	324.8
Steel pipe and tubes (not made in steel mills) ²	33176		343.2	363.9	367.9	362.6	362.4
Standard malleable iron castings ²	33221	12/75	156.2	157.6	162.9	163.4	163.8
Primary refined copper ²	33312		207.3	203.6	176.7	172.8	170.3
Refined primary lead	33323		275.2	301.2	191.0	202.0	191.0
Primary refined zinc ²	33334		310.2	320.4	246.9	277.3	288.0
Aluminum ingot, primary ²	33347		336.0	336.9	314.4	311.2	312.5
Precious metals (primary smelting)	33395		897.1	830.1	549.8	839.6	833.5
Secondary copper ²	33412		206.1	202.1	166.6	167.0	164.1
Secondary lead ²	33413		362.1	374.7	318.5	318.1	317.4
Secondary zinc ²	33414	12/71	269.2	280.8	232.2	247.0	252.8
Secondary aluminum ²	33417	12/71	284.5	276.8	224.7	218.6	217.2
Copper and copper-base alloy, rod, bar and shapes ²	33513	12/75	137.5	137.0	119.8	120.4	119.0
Copper and copper-base alloy sheet, strip and plate ²	33514	12/75	144.7	143.9	139.1	139.9	138.7
Copper and copper-base alloy pipe and tube ²	33515	12/75	152.2	152.4	134.7	134.7	135.3
Aluminum plate ²	33531	12/75	196.5	200.7	204.0	204.0	203.1
Aluminum sheet ²	33532	12/75	176.3	180.8	180.5	179.4	179.3
Plain aluminum foil ²	33533		203.0	208.0	214.1	211.6	211.6
Extruded aluminum rod, bar and other extruded shapes	33541		298.8	299.6	295.7	291.9	291.3
Aluminum extruded and drawn tube	33542	12/75	176.5	179.2	182.2	179.6	179.3
Nickel and nickel-base alloy mill shapes (including monel)	33561	12/75	189.8	189.9	184.1	184.1	184.1
Titanium mill shapes ²	33562	12/75	237.0	247.2	244.4	242.8	223.1
Alum./alum. base alloy wire produced in nonferrous plants	33571		278.0	278.7	275.6	266.3	262.8
Appliance wire and cord and flexible cord sets	33576	12/69	226.0	231.2	237.4	234.6	232.3
Magnet wire	33577	12/69	169.6	172.9	166.3	162.4	159.7
Power wire and cable	33578	12/69	148.7	148.6	145.9	145.7	141.0
Other insulated wire and cable, n.e.c.	33579	12/69	161.3	155.0	151.4	148.4	148.2
Zinc and zinc-base alloy castings	33691	12/75	109.1	112.8	112.3	113.7	114.3
FABRICATED METAL PRODUCTS							
34							
Aluminum cans ²	34112	12/75	(³)	156.7	165.8	165.4	165.4
Steel pails (12-gallon capacity and under)	34121		266.5	277.9	277.9	277.9	277.9
Razor blades and razors, except electric	34212		221.5	222.8	(³)	(³)	(³)
Mechanics', hand service tools	34231		337.3	345.4	368.6	362.8	362.8

See footnotes at end of table.

Table 10. Producer price indexes for the output of selected census product classes—Continued

(1967 = 100 unless otherwise indicated)

Product class	1972 Census code	Other index base	Index				
			1981		1982		
			Annual average	Oct.	June ¹	Sep. ¹	Oct. ¹
FABRICATED METAL PRODUCTS—Continued							
Handsaws, saw blades, and saw accessories	34250		217.7	221.1	240.8	240.4	240.4
Builders' hardware	34294		255.3	261.6	270.8	271.7	271.7
Metal sanitary ware ²	34310		263.6	269.1	273.5	273.9	275.3
Cast iron heating boilers ²	34333		230.3	232.9	244.4	244.5	244.5
Fabricated structural metal for buildings ²	34411		299.0	310.4	(³)	309.0	306.4
Fabricated structural metal for bridges ²	34412		289.3	298.1	(³)	291.0	293.2
Metal window sash and frames (except storm sash)	34422	12/71	249.5	260.3	261.2	260.6	260.1
Metal combination screen and storm sash and doors	34424		(³)	(³)	259.9	267.3	267.3
Metal tanks complete at factory (std line nonpressure) ²	34437		301.7	305.4	304.7	302.8	301.8
Metal roofing and roof drainage equipment	34444	12/75	160.3	163.3	167.2	167.2	167.2
Metal flooring and siding	34445	12/75	148.7	149.6	152.0	152.3	151.5
Prefabricated metal bldg. systems, excl. farm service	34481	12/75	154.8	159.0	159.7	158.6	158.5
Fabricated concrete reinforcing bar and bar joists	34494	12/75	137.0	137.8	135.4	131.5	130.8
Externally threaded fasteners, except aircraft ²	34524	12/75	126.5	128.3	131.6	133.4	131.7
Drop, upset and press steel forgings (closed die)	34621		377.6	387.6	401.8	401.2	401.2
Job stampings, automotive	34650	12/75	145.9	147.2	143.9	153.1	153.7
Job stampings, except automotive	34692	12/75	153.8	157.3	179.8	179.0	179.0
Small arms ammunition, 30 mm and under (1.18 inches&under)	34820	12/75	158.6	159.9	170.3	175.9	175.9
Hot formed springs ²	34931		238.4	246.7	248.1	246.1	246.4
Automatic regulating and control valves	34941	06/76	163.8	169.0	176.3	176.5	176.5
Valves for power transfer (pneumatic and hydraulic)	34942	12/71	209.2	213.0	233.6	232.5	234.3
Other metal valves for piping systems and equipment	34943	06/76	148.2	150.5	153.5	152.5	152.4
Plumbing and heating valves and specialties	34944	12/75	145.7	145.8	146.4	147.9	147.9
Metal fittings, flanges, and unions for piping systems	34945		308.4	310.5	315.5	315.6	313.7
Fitting and assemblies for tubing and hose	34946	12/75	159.0	159.6	170.1	169.7	169.7
Precision mechanical springs	34952	12/75	167.3	179.0	180.1	180.2	180.2
Noninsulated ferrous wire rope not produced by wire drawers	34961		298.5	313.4	304.2	286.9	284.8
Fencing and fence gates not produced by wire drawers	34966	12/75	154.0	155.4	156.4	156.5	158.3
Fabricated pipe and pipe fittings ²	34980		361.9	377.3	382.8	380.1	381.1
Collapsible tubes	34992		293.6	292.6	263.9	268.9	269.0
Flat metal strapping	34993	12/75	153.6	159.6	159.6	159.6	159.6
MACHINERY, EXCEPT ELECTRICAL							
Gasoline engines, under 11 horsepower, except aircraft	35191	12/75	175.2	183.1	186.0	190.2	192.9
Gasoline engines, 11 horsepower and over, except aircraft	35192	12/75	177.5	183.0	194.3	199.5	199.5
Diesel engines (except for trucks and buses)	35193	12/75	179.3	187.4	194.9	195.9	196.6
Diesel engines (for trucks and buses)	35194	12/75	168.1	177.7	180.8	186.0	184.5
Outboard motors	35195		296.8	302.0	300.7	332.1	336.1
Gas engines (except gas turbines)	35196		417.4	437.9	516.8	528.0	528.0
Parts and accessories for internal combustion engines	35199		(³)	296.0	(³)	(³)	(³)
Wheel tractors and attachments	35231	12/75	174.6	181.8	191.1	192.8	194.2
Planting, seeding, and fertilizing machinery	35233	12/75	174.9	178.9	189.7	192.2	193.4
Harvesting machinery	35235	12/75	162.1	162.1	174.3	172.0	178.6
Haying machinery	35236	12/75	166.2	170.0	184.2	192.6	198.2
Plows and listers	35237	12/75	181.4	190.8	197.9	197.4	200.9
Garden tractors and motor tillers	35242	12/75	151.4	158.0	158.9	166.2	167.9
Lawnmowers and snow blowers	35247		222.6	229.8	231.0	232.0	250.1
Off highway wheel tractors excluding parts / attachments ²	35311		348.8	361.9	380.2	380.5	380.5
Tracklaying tractors, except parts and attachments ²	35312		351.6	363.0	381.7	386.9	386.9
Parts and attachments for wheel and tracklaying tractors ²	35313	12/75	165.9	164.6	165.1	166.7	166.7
Cranes, draglines, shovels and parts/attachments ²	35314	12/72	238.0	242.7	253.3	255.9	255.9
Mixers, pavers and related equip., ex. parts/attachments ²	35316		253.3	257.5	267.2	268.2	268.2
Tractor shovel loaders, excluding parts/attachments ²	35317	12/75	169.4	175.8	186.0	187.1	188.6
Scrapers, graders, rollers, off-highway trailers/wagons ²	35318		329.9	343.7	324.9	326.2	327.2
Other construction machinery including parts/attachments ²	35319		346.6	354.3	369.9	376.1	363.9
Underground mining machinery ²	35321	12/72	320.0	325.8	348.3	348.8	349.0
Crushing, pulverizing, and screening machinery ²	35322		307.9	316.1	333.5	335.1	335.2
Drills and other mining machinery ²	35323	12/72	201.9	207.5	214.7	216.3	216.8
Parts and attachments for mining machinery and equipment ²	35324	12/72	306.3	314.1	325.1	324.6	326.1
Oilfield and gasfield production machinery ²	35333		430.7	452.6	475.8	473.9	469.8
Elevators and moving stairways ²	35340		254.0	257.1	276.3	278.2	275.0
Overhead traveling cranes and monorail systems	3F362	12/74	190.2	195.9	197.9	198.0	198.2
Industrial trucks and tractors ²	35371		271.8	276.8	275.4	274.1	272.3
Gear cutting and finishing machines	35413		477.8	514.0	570.0	564.5	565.7
Grinding and polishing machines	35414	12/71	306.5	312.3	318.1	319.6	318.5

See footnotes at end of table.

Table 10. Producer price indexes for the output of selected census product classes—Continued

(1967 = 100 unless otherwise indicated)

Product class	1972 Census code	Other index base	Index					
			1981		1982			
			Annual average	Oct.	June ¹	Sep. ¹	Oct. ¹	
MACHINERY, EXCEPT ELECTRICAL—Continued	35							
Lathes	35415	12/71	281.6	286.6	291.2	297.3	298.5	
Milling machines	35416	12/71	299.8	304.7	320.9	326.4	328.4	
Parts for metal-cutting type machine tools, sold separately	35419	12/72	332.9	345.5	376.2	378.7	381.5	
Punching, shearing, bending, and forming machines ²	35421	12/71	290.3	294.3	304.9	304.6	304.6	
Press, including mechanical and hydraulic ²	35422	12/71	330.3	334.0	359.5	359.6	359.8	
Other metal forming machine tools and forging machines ²	35423	12/75	170.4	178.5	184.3	189.3	189.3	
Parts for metal forming machine tools ²	35424	12/72	307.8	308.6	325.9	349.2	349.2	
Small cutting tools for machine tools/metalworking mach.	35451		267.4	273.7	283.7	281.6	281.7	
Precision measuring tools	35452		223.0	226.3	238.6	239.9	240.6	
Power driven hand tools, electric ²	35461	12/75	149.8	151.1	154.7	155.0	154.8	
Power driven hand tools, pneumatic ²	35462	12/75	152.2	155.3	165.2	165.4	165.5	
Welding and cutting apparatus, except electric	35493	12/71	181.2	185.8	190.7	189.6	189.9	
Dairy & milk products plant machinery and equipment	35511	12/75	155.6	157.6	162.1	164.2	164.2	
Commercial food products machinery, ex. wrapping machines	35512		361.5	374.4	383.5	386.3	386.3	
Packing, packaging & bottling machinery for indust. prods.	35514	12/75	160.5	164.8	171.3	172.0	172.9	
Textile machinery ²	35521	12/69	250.4	255.3	264.9	265.1	269.4	
Parts and attachments for textile machinery ²	35522	12/69	233.5	238.2	252.0	251.7	251.9	
Woodworking machinery excluding home workshops ²	35531	12/72	216.3	221.3	223.2	218.8	219.0	
Printing presses, lithographic	35551	12/69	252.9	252.0	263.5	265.3	261.7	
Typesetting machinery and equipment	35553	12/75	107.8	109.7	112.4	109.5	109.5	
Chemical industry machinery	35591	12/75	167.7	174.5	183.5	184.4	185.1	
Hydraulic fluid power pumps	35612	12/70	223.9	232.0	242.2	247.9	249.0	
Domestic water systems & pumps, incl. pump jacks/cylinders.	35613	12/75	142.2	142.5	150.4	149.8	149.8	
Other roller bearings, complete	35623	12/75	191.8	200.3	209.7	209.7	209.7	
Mounted bearing	35624		309.9	325.0	351.7	351.7	351.7	
Air and gas compressors and vacuum pumps	35631	12/70	239.2	243.4	259.8	259.6	260.3	
Elec. indust. furnaces & ovens, exc. induction & dielec. ²	35671	12/75	175.8	177.8	193.7	193.8	194.0	
Fuel-fired industrial furnaces and ovens, oil or gas ²	35672	12/75	174.5	177.1	180.5	181.1	181.9	
Plain bearings and bushings, unmounted	35681	12/74	149.7	150.8	151.5	144.2	144.2	
Packing and packaging machinery, n.e.c.	35691	12/76	148.1	151.5	158.6	158.6	162.9	
Electronic calculating machines	35742	12/75	70.8	63.4	63.4	63.4	63.4	
Accounting machines and cash registers	35743	12/75	96.4	96.3	96.4	(³)	96.4	
Scales and balances, except laboratory ²	35760		223.8	223.9	228.0	229.2	229.3	
Duplicating machines	35793	12/75	165.0	172.0	179.0	180.4	180.4	
Typewriters	35797		148.2	146.9	145.0	145.0	144.7	
Coin-operated automatic merchandising machines ²	35811		200.1	203.1	211.9	214.5	214.5	
Heat transfer equipment, except room air-conditioners	35851	12/77	135.2	137.6	141.6	142.1	142.7	
Unitary air-conditioners	35852	12/75	139.9	142.6	145.2	146.8	147.1	
Commercial refrigeration equipment	35853		219.7	222.7	224.9	233.4	233.4	
Compressors and compressor units, all refrigerants	35854	12/77	128.8	129.9	131.2	131.2	138.9	
Condensing units, all refrigerants	35855	12/77	131.0	134.6	(³)	136.4	(³)	
Warm air furnaces (except floor & wall) & parts/attachments	35858		230.6	237.3	247.3	242.2	242.2	
Carburetors, new and rebuilt	35921	12/75	186.0	(³)	218.6	(³)	218.6	
Pistons and piston rings	35922	12/75	169.1	170.4	177.0	179.3	179.3	
Valves (intake and exhaust)	35923	12/75	195.5	202.9	(³)	202.5	205.3	
Pneumatic and hydraulic cylinders	35992	12/75	164.0	170.1	181.4	185.1	186.7	
ELECTRICAL AND ELECTRONIC MACHINERY, EQUIPMENT, AND SUPPLIES	36							
Switchgear, except ducts and relays	36131		224.3	231.4	244.4	239.0	240.9	
Power circuit breakers all voltages	36132		203.8	210.5	219.0	217.5	216.3	
Low voltage panelboards and distribution boards	36133		299.8	297.8	319.0	311.7	315.8	
Fuses and fuse equipment, under 2300 volts	36134		332.6	340.8	354.0	369.0	376.2	
Duct, including plug-in units & accessories, 750 volts & under	36136	12/75	191.0	190.7	207.4	192.2	192.2	
Fractional horsepower motors	36211		259.6	268.5	268.0	259.2	260.1	
Integral h.p. motors/generators, exc. land trans. equip.	36212	12/68	294.2	309.7	323.5	326.4	326.4	
Arc welding machines, components, except electrodes	36231	12/72	194.4	199.1	207.3	205.9	205.9	
Arc welding electrodes, metal	36232	12/72	248.7	253.7	242.7	255.5	255.5	
Resistance welders, accessories, and electrodes	36233	12/72	206.4	209.2	237.6	215.9	215.9	
Electrodes	36241	12/75	192.1	195.1	211.2	192.0	192.0	
Electric household cooking equipment ²	36311		187.1	187.5	194.3	200.1	200.3	
Household refrigerators, including comb. refrig.-freezers	36321	12/75	(³)	(³)	150.5	152.0	152.2	
Household mechanical washing machines, dryers ²	36331		193.5	195.8	209.2	210.3	210.4	
Electric razors and dry shavers	36342		149.0	144.2	132.4	132.5	(³)	
Household vacuum cleaners, including parts and attachments.	36350		154.5	156.7	160.9	153.9	153.9	
Sewing machines & parts, excluding cases and cabinets	36360	12/75	146.8	156.0	154.3	153.0	153.6	

See footnotes at end of table.

Table 10. Producer price indexes for the output of selected census product classes—Continued

(1967 = 100 unless otherwise indicated)

Product class	1972 Census code	Other index base	Index				
			1981		1982		
			Annual average	Oct.	June ¹	Sep. ¹	Oct. ¹
ELECTRICAL AND ELECTRONIC MACHINERY, EQUIPMENT, AND SUPPLIES—Continued							
Household water heaters, except electric	36392		232.8	238.5	251.8	258.3	252.5
Dishwashing machines and food waste disposers	36394		177.4	(³)	193.6	191.5	191.4
Electric lamps (bulbs only), including sealed beam lamps	36410		273.1	282.0	290.0	292.4	299.4
Pole and transmission line hardware	36441		319.1	327.2	319.4	320.5	322.4
Electrical conduit and conduit fittings	36442	12/72	253.1	265.3	260.2	261.7	262.3
Other noncurrent-carrying wiring devices and supplies	36443		356.3	366.5	385.7	393.1	394.1
Residential type electric fixtures, except portable	36451		258.8	262.6	277.5	279.4	282.7
Commercial and institutional type elec. lighting fixtures ²	36462	12/67	234.4	238.9	250.9	248.3	248.7
Industrial type electric lighting fixtures ²	36463		245.3	257.4	265.2	263.5	263.5
Vehicular lighting equipment (including parts/accessories)	36470	12/71	219.6	227.2	252.9	252.9	252.9
Outdoor lighting equipment	36485	12/67	253.3	265.7	281.3	281.6	281.6
Television receiver, including combination models ²	36512		89.0	89.4	86.8	85.6	86.2
Intercommunication equipment and electric alarm systems	36623	06/78	111.9	111.9	118.0	118.0	118.6
Receiving type electron tubes, except cathode ray	36710		330.5	351.9	407.2	414.5	414.5
Transmittal, industrial, & special purpose electron tubes	36730		242.4	249.0	278.0	284.9	288.3
Integrated microcircuits (semiconductor networks) ²	36741	12/75	66.1	64.7	60.7	60.3	60.0
Transistors ²	36742	12/75	102.1	101.7	100.4	100.6	99.8
Diodes and rectifiers ²	36743	12/75	102.7	101.9	100.9	100.9	100.6
Other semiconductor devices ²	36749	06/76	85.8	86.2	87.0	93.8	82.2
Capacitors for electronic applications ²	36750	12/67	198.4	199.8	195.3	193.6	191.7
Electronic resistors ²	36760	12/67	170.9	172.8	176.2	176.5	176.4
Electronic connectors ²	36780	12/75	151.6	153.2	154.5	154.9	155.2
Primary batteries, wet and dry ²	36920		180.7	181.3	194.6	195.2	197.5
Spark plugs	36944		199.3	202.5	215.7	210.0	210.0
TRANSPORTATION EQUIPMENT							
Passenger cars, knocked down or assembled ²	37111		194.9	205.6	204.7	193.2	209.5
Truck tractors, truck chassis, and trucks ²	37112		262.2	277.8	280.9	270.3	288.7
Buses and fire department vehicles ²	37113		275.7	283.2	(³)	289.5	289.5
INSTRUMENTS AND RELATED PRODUCTS							
Integrating instruments, electrical	38251	12/71	170.8	187.5	195.1	192.4	192.4
Test equip. for testing electrical, radio, & comm. circuits	38252	12/71	170.9	174.3	179.9	182.4	183.0
Personal industrial safety devices	38423	06/78	126.8	128.2	133.8	135.5	135.6
Electronic hearing aids	38424	06/78	112.4	113.6	114.5	117.2	117.2
All other ophthalmic goods	38513	06/78	118.3	118.8	125.6	123.3	123.3
Watches with imported movements	38734		195.9	193.2	186.8	185.1	185.1
MISCELLANEOUS MANUFACTURING INDUSTRIES							
Jewelry made of platinum metals and karat gold	39111	12/75	365.2	357.6	307.8	372.9	371.3
Jewelry, made of precious metals	39112		323.1	323.3	319.9	313.8	320.0
Flatware	39142		446.7	427.7	383.6	386.7	392.7
Jewelers' findings and materials	39151	12/78	182.5	176.7	149.5	146.5	145.0
Lapidary work and diamond cutting	39152	12/78	110.7	109.0	98.3	98.3	99.1
Pianos	39311		239.4	243.6	254.7	256.2	256.2
Organs	39312		173.0	173.3	172.5	178.8	178.8
Other musical instruments and parts	39314		237.4	239.7	250.5	255.3	255.3
Dolls and stuffed toy animals	39420		175.5	175.0	182.8	182.4	182.4
Toys, excluding games	39442	12/75	146.6	147.2	154.8	152.4	152.4
Baby carriages and children's vehicles, except bicycles	39443		241.1	242.9	247.0	247.0	253.2
Fishing tackle and equipment	39491		193.4	185.2	184.1	185.3	185.3
Golf equipment	39492	12/75	112.3	114.5	115.8	115.0	115.0
Lead pencils and crayons	39521	12/75	144.6	144.9	156.8	156.8	156.8
Costume jewelry and costume novelties	39610		154.2	164.5	163.4	156.4	156.9
Other brushes	39913		210.3	214.1	217.8	233.4	233.6
Metal caskets and coffins, completely lined and trimmed	39951		190.3	195.3	204.1	206.0	206.0
Wood caskets and coffins, completely lined and trimmed	39952		228.3	234.7	242.3	245.4	245.4
Linoleum and asphalted-felt-base floor covering	39960		222.8	225.7	226.1	230.3	230.3
Chemical fire extinguishing equipment and parts	39991	12/75	146.1	158.2	158.2	161.4	161.4
Matches	39993		214.9	215.5	232.3	232.3	232.3
WHOLESALE TRADE, DURABLE GOODS							
Iron and steel scrap	50931	12/75	148.8	138.6	99.4	96.0	93.0

¹ Data for June 1982 have been revised to reflect the availability of late reports and corrections by respondents. All data are subject to revision 4 months after original publication. Data are not seasonally adjusted.

² These indexes are calculated by a revised methodology. See "Technical Note on Data from the Producer Price Index Revision" at the back of this

publication. Effective with the January 1983 issue, these indexes will be deleted from this table because corresponding indexes appear in table 4.

³ Not available.

n.e.c. = Not elsewhere classified.

Table 11. Producer price indexes and percent changes for total railroad freight and selected STCC¹ groups

(1969=100 unless otherwise indicated)

Description	STCC Code ¹	Relative importance 1976 ²	Index			Percent change to Oct. 1982 from —			
			June 1982 ³	Sep. 1982 ³	Oct. 1982 ³	12 months ago	6 months ago	3 months ago	1 month ago
Total railroad freight⁴		100.0	351.4	351.9	351.9	4.1	0.2	0	0
Farm products	01	9.1	337.6	335.2	335.7	3.9	-.6	-.6	.1
Grain ⁵	0113	6.4	159.7	158.7	158.7	3.8	-.6	-.6	0
Metallic ores	10	3.2	389.3	389.3	389.3	6.1	0	0	0
Iron ores ⁵	1011	2.3	153.1	153.1	153.1	6.8	0	0	0
Coal	11	11.3	382.4	388.5	388.5	6.4	1.8	0	0
Bituminous coal ⁶	1121	11.1	155.2	157.7	157.7	6.3	1.9	0	0
Nonmetallic minerals	14	3.7	397.7	398.8	399.3	5.3	.4	.4	.1
Food products	20	11.3	353.1	353.1	353.1	3.9	0	0	0
Wood or lumber products	24	7.0	350.7	350.7	350.7	4.4	0	.1	0
Lumber or dimension stock ⁵	2421	2.8	157.3	157.3	157.3	4.7	.1	.1	0
Pulp, paper, or allied products	26	6.4	326.9	327.5	327.5	4.3	.4	.4	0
Chemical or allied products	28	11.0	340.4	340.3	339.8	4.4	-.2	-.1	-.1
Potassium or sodium inorganic compounds ⁵	2812	2.5	151.3	151.0	151.0	4.5	-.2	0	0
Petroleum or coal products⁵	29	3.7	154.3	154.3	154.3	4.6	-.1	-.1	0
Clay, concrete, glass, or stone products	32	4.3	380.1	379.7	380.1	4.8	.1	.1	.1
Primary metal products	33	5.1	346.1	346.1	346.1	3.9	0	0	0
Primary iron or steel products ⁵	3312	2.9	140.8	140.8	140.8	3.1	0	0	0
Transportation equipment	37	9.8	326.5	326.5	326.5	.2	0	0	0
Motor vehicles ⁵	3711	5.0	136.1	136.1	136.1	.2	0	0	0
Motor vehicle parts or accessories ⁵	3714	4.2	140.2	140.2	140.2	0	0	0	0
Waste or scrap materials⁵	40	2.4	157.7	157.7	157.7	5.1	0	0	0
Miscellaneous mixed shipments⁵	46	3.3	144.9	144.6	144.6	3.4	-.1	.1	0
Trailer or container on flat car shipments⁵	(6)	5.6	144.1	143.9	144.1	3.4	.1	.2	.1

¹ Standard Transportation Commodity Code.
² The figure shown for each item is its percent of total railroad freight.
³ Data for June 1982 have been revised to reflect the availability of late reports and corrections by respondents. All data are subject to revision 4 months after original publication. Data are not seasonally adjusted.
⁴ The price index for total railroad freight also includes STCC groups not shown separately.
⁵ Dec. 1978=100.
⁶ This index contains shipments from a number of STCC groups.

Table 12. Producer price indexes and percent changes for selected telephone services

(1972=100)

Description	Industry/product code	Index			Percent change from —			
		June 1982 ¹	Sep. 1982 ¹	Oct. 1982 ¹	Oct. 1981 to Oct. 1982	July 1982 to Aug. 1982	Aug. 1982 to Sep. 1982	Sep. 1982 to Oct. 1982
Local service	4811-1	152.6	154.8	158.6	8.0	0.3	1.2	2.5
Residential ²	4811-111	158.4	160.5	166.2	9.9	.4	.9	3.6
Business	4811-112	161.4	166.1	167.8	8.0	.4	2.5	1.0
Optional additional usage	4811-113	124.2	124.2	125.6	1.5	0	0	1.1
Coin	4811-114	133.2	133.0	133.6	2.8	-.4	.2	.5
Toll service	4811-2	146.5	146.5	146.7	3.8	0	0	.1
Intrastate MTS	4811-211	144.8	144.8	145.4	3.6	0	0	.4
Interstate MTS	4811-212	153.4	153.4	153.4	3.9	0	0	0
International MTS	4811-213	91.4	92.3	92.3	10.5	1.0	0	0
WATS	4811-214	133.4	133.5	133.1	2.5	.1	0	-.3
Interstate WATS	4811-214-11	127.1	127.1	127.1	4.1	0	0	0
Intrastate WATS	4811-214-12	149.9	150.4	148.9	-.8	.3	0	-1.0
Private lines, interstate	4811-311	156.9	156.9	156.9	1.6	0	0	0
Directory advertising	4811-911	170.4	180.9	177.5	11.5	2.1	1.2	-1.9

¹ Data for June 1982 have been revised to reflect the availability of late reports and corrections by respondents. All data are subject to revision 4 months after original publication. Data are not seasonally adjusted.
² Telephone services contained in the Consumer Price Index cover not only local residential service, but also parts of toll service, equipment leasing (such as extension phones), and non-recurring charges (such as installation).

Table 13. Producer price indexes and percent changes for postal services

(1977 = 100)

Description	Industry/ product code	Relative importance Dec. 1981 ¹	Index			Percent change from —			
			June 1982 ²	Sep. 1982 ²	Oct. 1982 ²	Oct. 1981 to Oct. 1982	July 1982 to Aug. 1982	Aug. 1982 to Sep. 1982	Sep. 1982 to Oct. 1982
United States Postal Service	4311	1.0000	143.4	143.4	143.4	6.9	0	0	0
First class mail ³	4311-1	.6600	154.0	154.0	154.0	9.2	0	0	0
Letter mail	4311-111	.6065	154.9	154.9	154.9	9.6	0	0	0
Post cards	4311-112	.0149	145.4	145.4	145.4	8.4	0	0	0
Priority mail	4311-113	.0386	144.3	144.3	144.3	3.1	0	0	0
Second class mail	4311-2	.0514	144.6	144.6	144.6	-3.1	0	0	0
In county mail	4311-211	.0038	123.7	123.7	123.7	-19.2	0	0	0
Regular rate mail	4311-212	.0360	144.9	144.9	144.9	-1	0	0	0
Nonprofit rate mail	4311-213	.0102	150.4	150.4	150.4	-6.8	0	0	0
Classroom rate mail	4311-214	.0006	140.3	140.3	140.3	6.1	0	0	0
Transient rate mail	4311-215	.0008	227.9	227.9	227.9	-3.3	0	0	0
Third class mail	4311-3	.1418	151.9	151.9	151.9	7.2	0	0	0
Single piece mail	4311-311	.0244	198.5	198.5	198.5	-7	0	0	0
Regular bulk mail	4311-312	.0805	146.1	146.1	146.1	10.5	0	0	0
Nonprofit bulk mail	4311-313	.0361	147.4	147.4	147.4	5.9	0	0	0
Fourth class mail ³	4311-4	.0596	155.9	155.9	155.9	.4	0	0	0
Parcel post	4311-411	.0346	155.2	155.2	155.2	0	0	0	0
Bound printed matter	4311-412	.0022	115.6	115.6	115.6	11.6	0	0	0
Special rate mail	4311-413	.0175	162.5	162.5	162.5	0	0	0	0
Library rate mail	4311-414	.0053	162.2	162.2	162.2	0	0	0	0
International mail	4311-5	.0371	158.0	158.0	158.0	.6	0	0	0
International air mail	4311-511	.0189	131.0	131.0	131.0	-1	0	0	0
International surface mail	4311-512	.0112	188.8	188.8	188.8	2.1	0	0	0
Terminal dues and transit fees	4311-513	.0070	224.0	224.0	224.0	0	0	0	0
Special services and fees	4311-6	.0456	150.9	150.9	150.9	0	0	0	0
Special services	4311-611	.0382	155.3	155.3	155.3	0	0	0	0
Domestic mail fees	4311-612	.0070	128.9	128.9	128.9	0	0	0	0
Other services and fees	4311-613	.0004	227.4	227.4	227.4	0	0	0	0
Public service appropriation	4311-911	.0006	1.3	1.3	1.3	0	0	0	0
Express mail	4311-912	.0034	129.1	129.1	129.1	0	0	0	0
Mailgram service	4311-913	.0005	100.0	100.0	100.0	0	0	0	0

¹ The figure shown for each item is its value weight expressed as a proportion of the total value weight for the U.S. Postal Service Index.

² Data for June 1982 have been revised to reflect the availability of late reports and corrections by respondents. All data are subject to revision 4 months after original

publication. Data are not seasonally adjusted.

³ Postal service prices contained in the Consumer Price Index are from first class and fourth class mail.

Technical Notes

Brief Explanation of Producer Price Indexes

Producer price indexes measure average changes in prices received in primary markets of the United States by producers of commodities in all stages of processing. These data were previously presented as the Wholesale Price Index. The name "Producer Price Indexes" is now being used to reflect more accurately the coverage of the data. The sample used for calculating these indexes continues to contain nearly 2,800 commodities and about 10,000 quotations selected to represent the movement of prices of all commodities produced in the manufacturing, agriculture, forestry, fishing, mining, gas and electricity, and public utilities sectors. The universe includes all commodities produced or imported for sale in commercial transactions in primary markets in the United States.

Producer price indexes can be organized by stage of processing or by commodity. The stage-of-processing structure organizes products by degree of fabrication (i.e., finished goods, intermediate or semifinished goods, and crude materials). The commodity structure organizes products by similarity of end-use or material composition.

Finished goods are commodities that will not undergo further processing and are ready for sale to the ultimate user, either an individual consumer or a business firm. Capital equipment (formerly called producer finished goods) includes commodities such as motor trucks, farm equipment, and machine tools. Finished consumer goods include foods and other types of goods eventually purchased by retailers and used by consumers. Consumer foods include unprocessed foods such as eggs and fresh vegetables, as well as processed foods such as bakery products and meats. Other finished consumer goods include durables such as automobiles, household furniture, and jewelry, and nondurables such as apparel and gasoline.

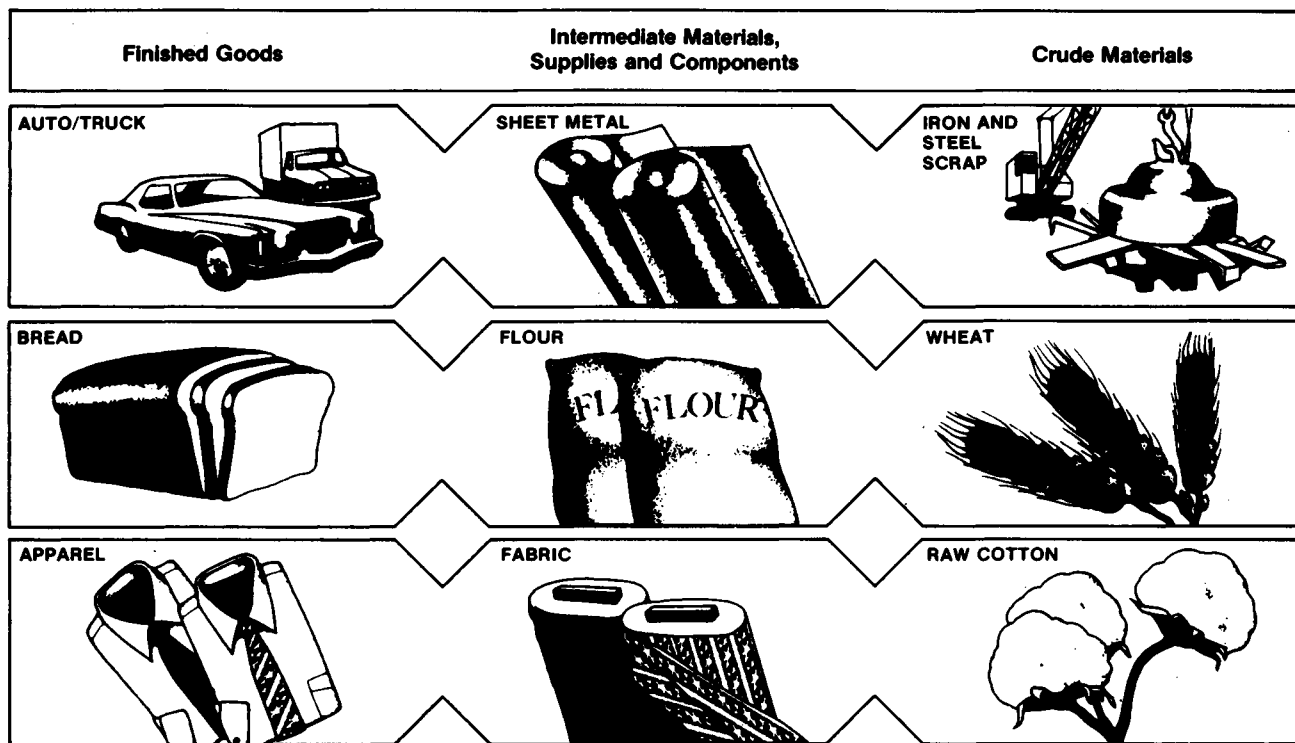
Intermediate materials, supplies, and components are commodities that have been processed but require further processing before they become finished goods. Examples of such semifinished goods include flour, cotton

yarns, steel mill products, belts and belting, lumber, liquefied petroleum gas, paper boxes, and motor vehicle parts.

Crude materials for further processing include products entering the market for the first time which have not been manufactured or fabricated but will be processed before becoming finished goods. Scrap materials are also included. Crude foodstuffs and feedstuffs include items such as grains and livestock. Examples of crude nonfood materials include raw cotton, crude petroleum, natural gas, hides and skins, and iron and steel scrap.

For analysis of general price trends, stage-of-processing indexes are more useful than commodity grouping indexes. This is because commodity grouping indexes sometimes produce exaggerated or misleading signals of price change by reflecting the same price movement through various stages of processing. For example, suppose that a price rise for steel scrap results in an increase in the price of steel sheet and then an advance in prices of automobiles produced from that steel. The All Commodities Price Index and the Industrial Commodities Price Index would reflect the same price movement three times—once for the steel scrap, once for the steel sheet, and once for the automobiles. This multiple counting occurs because the weighting structure for the All Commodities Index uses the total shipment values for all commodities at all stages of processing. On the other hand, the Finished Goods Price Index would reflect the change in automobile prices, the Intermediate Materials Price Index would reflect the steel sheet price change, and the Crude Materials Price Index would reflect the rise in the price of steel scrap. (See illustration.)

To the extent possible, prices used in calculating producer price indexes apply to the first significant commercial transaction in the United States, from the production or central marketing point. Price data are generally collected monthly, primarily by mail questionnaire. Respondents are asked to provide net prices or to provide all applicable discounts. BLS attempts to base producer price indexes on actual transaction prices; however, list or book prices are used if transaction prices are not available. Most prices are obtained directly from producing companies on a voluntary and confidential basis, but some prices are taken from trade publications or from other Government agencies. Prices



generally are reported for the Tuesday of the week containing the 13th day of the month.

In calculating producer price indexes, price changes for the various commodities are averaged together with weights representing their importance in the total net selling value of all commodities as of 1972. The detailed data are aggregated to obtain indexes for stage-of-processing groupings, commodity groupings, durability of product groupings, and a number of special composite groupings. Each index measures price changes from a reference period which equals 100.0 (usually 1967, as designated by the Office of Management and Budget). An increase of 125 percent from the reference period in the Finished Goods Price Index, for example, is shown as 225.0. This change can also be expressed in dollars, as follows: "The price of a representative sample of finished goods sold in primary markets in the United States has risen from \$100 in 1967 to \$225."

Calculating Index Changes

Movements of price indexes from one month to another are usually expressed as percent changes rather than changes in index points because index point changes are affected by the level of the index in relation to its base period, while percent changes are not. The box shows the computation of index point and percent changes.

<i>Index Point Change</i>	
Finished Goods Price Index	185.5
less previous index	184.5
equals index point change	1.0
<i>Index Percent Change</i>	
Index point change	1.0
divided by the previous index	184.5
equals	0.005
result multiplied by 100	0.005 x 100
equals index percent change	0.5

Percent changes for 3-month and 6-month periods are expressed as annual rates that are computed according to the standard formula for compound growth rates. These data indicate what the percent change would be if the current rate were maintained for a 12-month period.

Seasonally Adjusted and Unadjusted Data

Because price data are used for different purposes by different groups, the Bureau of Labor Statistics published seasonally adjusted as well as unadjusted changes each month.

For analyzing general price trends in the economy, seasonally adjusted data usually are preferred because they eliminate the effect of changes that normally occur at about the same time and in about the same magnitude

every year—such as price movements resulting from normal weather patterns, regular production and marketing cycles, model changeovers, seasonal discounts, and holidays. For this reason, seasonally adjusted data more clearly reveal the underlying cyclical trends. Seasonally adjusted data are subject to revision when seasonal factors are revised each year.

The unadjusted data are of primary interest to users who need information which can be related to the actual dollar values of transactions. Individuals requiring this information include marketing specialists, purchasing agents, budget and cost analysts, contract specialists, and commodity traders. Unadjusted data generally are used in escalating contracts such as purchase agreements or real estate leases.

Data from the Producer Price Index Revision

Each month this report presents data from the Producer Price Index (PPI) revision in table 4, "Producer price indexes for the net output of selected industries and their products." Indexes for the four industries in the pilot program to test the methodology and concepts of the PPI revision formerly appeared in table 14. Table 4 includes data for additional Standard Industrial Classification (SIC) industries (4-digit level) and Census products (7-digit level); indexes for Census product classes (5- and 6-digit levels) and more detailed sub-products (9-digit level); and, for some industries, indexes for other sources of revenue. Thus, table 4 shows all official indexes arising from the ongoing PPI revision. By 1985, table 4 will cover all 493 SIC mining and manufacturing industries.

Kinds of product indexes

Industries listed in table 4 may be represented by one to three kinds of product indexes. Every industry has *primary product indexes* to show changes in prices received by establishments classified in the industry for products made primarily, but not exclusively, within that industry. To be classified in an industry, an establishment must have a plurality of its total shipment value accounted for by primary products. In addition, some industries also may have *secondary product indexes* to show changes in prices received by establishments classified in the industry for products primary to some other industry. Finally, some industries have *miscellaneous receipts indexes* to show price

changes in other sources of revenue received by establishments within the industry which are not derived from the sale of their products. Because of the distinction between primary and secondary products, an index for a product made in one industry may differ from the index for the same product made in another industry.

Corresponding indexes

Some 7-digit Census products published in table 4 correspond to 8-digit commodities published in table 6. Similarly, some 4-digit SIC industries and 5-digit Census product classes in table 4 correspond to the ISPI's in tables 9 and 10. In these cases, movements in the commodity or Industry-Sector Price Indexes are calculated on the basis of the movements of their counterparts in table 4. Although most such indexes continue to be published in tables 6, 9, or 10 on their original base period of 1967 = 100 or some later base, the corresponding indexes in table 4 are published on a base of the month of their introduction. Therefore, index levels for corresponding items may differ, but monthly percent changes will be identical.

A point code of ".99" immediately after an 8-digit commodity code in table 6 identifies a commodity index that is calculated from a product index in table 4. A footnote after the industry or product class title in tables 9 or 10 indicates an ISPI based on an index from table 4. The aggregation of commodity price indexes into commodity grouping indexes in table 6 continues to follow the traditional methodology; similarly, stage-of-processing price indexes in table 1 also are calculated from the commodity grouping indexes as in the past.

How new indexes differ from traditional commodity indexes

New indexes differ from traditional commodity indexes in a number of respects:

(1) New indexes are *industry-based*. The entire output of each industry is sampled, including primary and secondary production and miscellaneous receipts. Traditional commodity indexes are based on a selection of the most important commodities, and most Industry-Sector Price Indexes continue to be calculated from these traditional commodity indexes. In addition, traditional ISPI's do not cover miscellaneous receipts, and prices of products are included without systematic regard for the industry classification of the producer. New indexes, on the other hand, are based on prices of primary and secondary products made by producers classified in the specified industry; as a result, new indexes apply to production within the specified industry. As data from more mining and manufacturing industries become available, additional indexes will be

constructed to cover each product regardless of the industry of origin.

(2) New indexes are easier to use with other industry-oriented economic data because they are *classified according to the SIC* and incorporate most features of the Census of Manufactures product code extensions of the SIC.

(3) New indexes use *net output values of shipments as weights*. Net output values refer to the value of shipments leaving the industry and exclude intra-industry shipments. In contrast, weights in traditional commodity price indexes and ISPI's include shipments within an industry. The resulting multiple-counting of price changes at successive stages of processing is one major defect of the traditional commodity grouping indexes. Stage-of-processing indexes partially correct this defect, but new indexes consistently correct it at all levels of aggregation. (Net output weights are not used, however, for traditional commodity indexes whose movements are based on corresponding new indexes.)

In the revision program, the relative importance of items within a product is based upon shipment value data and sampling weights from the revision survey itself. When detailed products are aggregated to the 5-digit product class and 4-digit industry levels, however, weights are taken from Census of Manufactures data, along with estimates of intra-industry

shipments from input-output tables produced by the Bureau of Economic Analysis of the U.S. Department of Commerce.

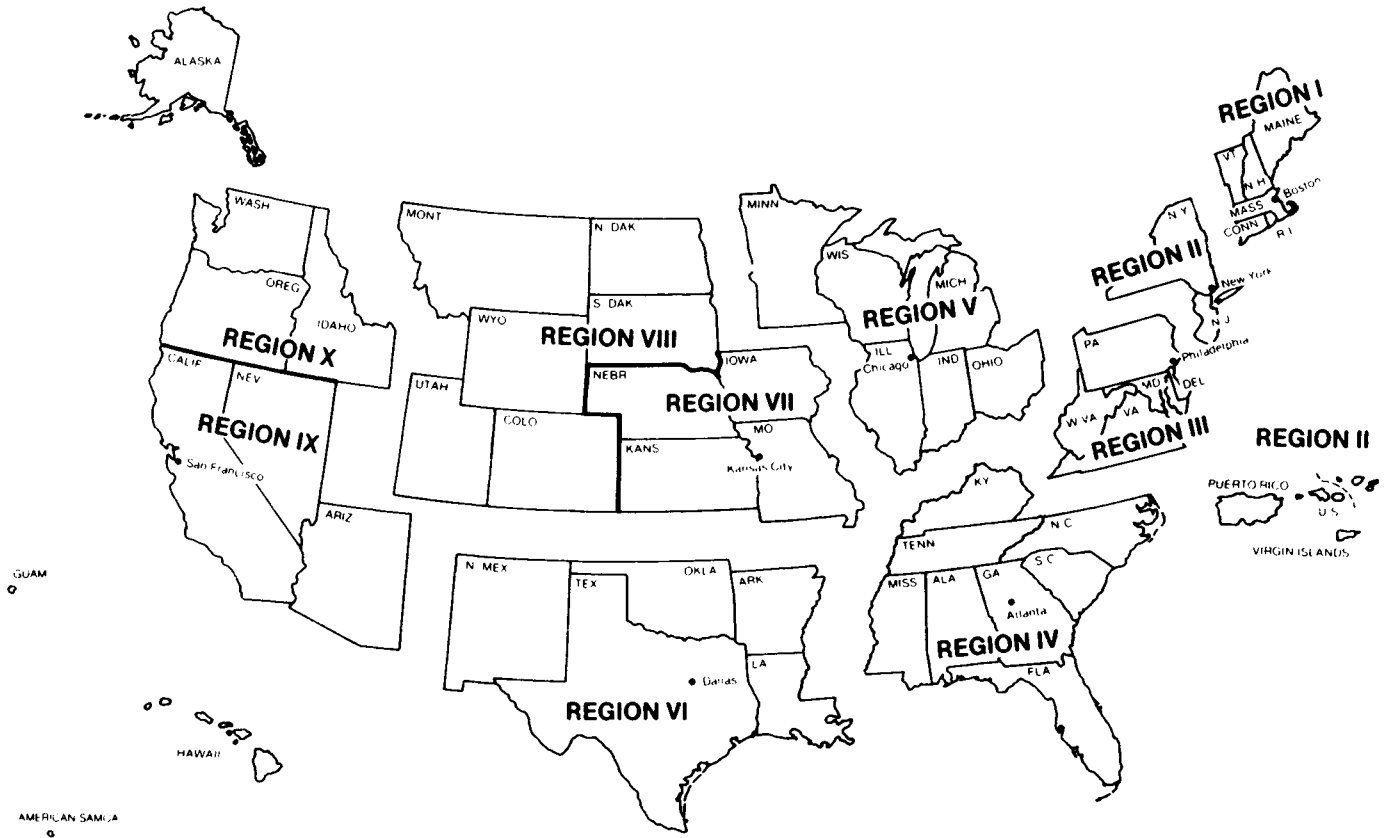
(4) New indexes emphasize *actual transaction prices at the time of shipment* to minimize the use of list prices and order prices, which occasionally have been used in traditional commodity price indexes and ISPI's. In addition, some traditional indexes have been calculated intentionally from order prices rather than from shipment prices.

(5) New indexes are based on prices reported by companies of all sizes and locations selected by *probability sampling*. In addition, individual items and transaction terms from these firms are chosen by probability techniques. (Estimates of sampling error will be published later.) In the traditional PPI program, major companies selected on a judgment basis have been asked to report prices for volume-selling items under "typical" transaction terms.

For further information on the underlying concepts and methodology of the PPI revision, see two *Monthly Labor Review* articles by John F. Early: "Improving the Measurement of Producer Price Change," April 1978; and "The Producer Price Index Revision: Overview and Pilot Survey Results," December 1979. Reprints are available from the Bureau of Labor Statistics on request.

Bureau of Labor Statistics

Regional Offices



Region I

1603 JFK Federal Building
Government Center
Boston, Mass. 02203
Phone: (617) 223-6761

Region II

Suite 3400
1515 Broadway
New York, N.Y. 10036
Phone: (212) 944-3121

Region III

3535 Market Street
P.O. Box 13309
Philadelphia, Pa. 19101
Phone: (215) 596-1154

Region IV

1371 Peachtree Street, N.E.
Atlanta, Ga. 30367
Phone: (404) 881-4418

Region V

9th Floor
Federal Office Building
230 S. Dearborn Street
Chicago, Ill. 60604
Phone: (312) 353-1880

Region VI

Second Floor
555 Griffin Square Building
Dallas, Tex. 75202
Phone: (214) 767-6971

Regions VII and VIII

911 Walnut Street
Kansas City, Mo. 64106
Phone: (816) 374-2481

Regions IX and X

450 Golden Gate Avenue
Box 36017
San Francisco, Calif. 94102
Phone: (415) 556-4678