


Producer Prices and Price Indexes Data for May 1983



U.S. Department of Labor
Bureau of Labor Statistics





U.S. DEPARTMENT OF LABOR
Raymond J. Donovan, Secretary

BUREAU OF LABOR STATISTICS
Janet L. Norwood, Commissioner

OFFICE OF PRICES AND LIVING CONDITIONS
Kenneth V. Dalton, Associate Commissioner

Producer Prices and Price Indexes is a monthly report on producer price movements including text, tables, and technical notes. An annual supplement contains monthly data for the calendar year, annual averages, and information on weights and changes in the sample. A subscription may be ordered from the Superintendent of Documents, U.S. Government Printing Office, Washington, D.C. 20402.

Subscription price:

\$34 a year domestic (includes
supplement)
\$8.50 additional foreign

Single copy \$5.00
Supplement \$6.00

The Secretary of Labor has determined that the publication of this periodical is necessary in the transaction of the public business required by law of this Department. Use of funds for printing this periodical has been approved by the Director of the Office of Management and Budget through July 31, 1987. Second-class postage paid at Laurel, Md. Material in this publication is in the public domain and may be reproduced without permission of the Federal Government. Please credit the Bureau of Labor Statistics.

ISSN 0101-7311

June 1983

Producer Prices and Price Indexes Data for May 1983

Contents

	<i>Page</i>		<i>Page</i>
Price movements, May 1983	1	7. Producer prices and price indexes for refined petroleum products by region	112
Tables:		8. Producer price indexes for special commodity groupings	114
1. Producer price indexes and percent changes by stage of processing	4	9. Producer price indexes for the output of selected SIC industries	115
2. Producer price indexes and percent changes for selected commodity groupings by stage of processing	5	10. Producer price indexes for the output of selected census product classes	116
3. Producer price indexes for selected stage-of-processing groupings, seasonally adjusted	9	11. Producer price indexes and percent changes for total railroad freight and selected STCC groups	120
4. Producer price indexes for the net output of selected industries and their products	10	12. Producer price indexes and percent changes for selected telephone services	120
5. Producer price indexes by durability of product	65	13. Producer price indexes and percent changes for postal services	121
6. Producer prices and price indexes for commodity groupings and individual items	66	14. Producer price indexes: Changes in commodity specifications, May 1983	121
		Technical notes	122

Price Movements

May 1983

The Producer Price Index for Finished Goods moved up 0.3 percent from April to May on a seasonally adjusted basis. The index had edged down slightly in both March and April. The index for intermediate goods rose 0.4 percent in May, after falling 0.7 percent in March and 0.2 percent in April. Crude material prices showed no change, following a sharp advance in the preceding month. (See table A.)

A substantial rise in the index for finished energy goods, which had dropped markedly during the first 4 months of the year, was largely responsible for the change of direction in the Finished Goods Price Index. In contrast, consumer food prices moved down after three consecutive monthly increases. The indexes for finished consumer goods other than foods and energy and for capital equipment both rose only slightly.

Before seasonal adjustment, the Producer Price Index for Finished Goods increased 0.5 percent to 284.3 (1967=100). Over the year, the Finished Goods Price Index rose 2.3 percent. From May 1982 to May 1983, prices for finished consumer foods inched up 0.1 percent, the finished energy goods index rose 1.5 percent, the index for finished consumer goods other than foods and energy advanced 3.2 percent, and capital equipment prices were up 3.1 percent. The Producer Price Index for intermediate goods was 0.1 percent higher in May

1983 than a year earlier, and crude material prices were down 0.8 percent over the year.

Finished goods

Finished consumer goods. The Producer Price Index for finished consumer goods moved up 0.3 percent after seasonal adjustment in May, following no change in April. The finished energy goods index (which is almost entirely based on products whose prices are lagged one month) moved up 2.2 percent, after falling for 5 consecutive months. Home heating oil and gasoline prices were up 6.4 and 2.3 percent. Natural gas prices continued to decline, although much less than in the previous month.

The index for finished consumer foods fell 0.5 percent, following a 1.2 percent rise in April. Prices turned down sharply for beef and veal and fresh fruits, after rising markedly in the previous month, and pork prices fell somewhat more than a month earlier. Prices rose, but much less than in April, for fresh and dried vegetables, bakery products, and processed poultry. On the other hand, price increases accelerated for shortening and cooking oils, and prices for fish and milled rice turned up after falling in the previous month.

Table A. Percent changes from preceding month in selected stage-of-processing price indexes, seasonally adjusted¹

Month	Finished goods			Intermediate goods			Crude goods		
	Total	Consumer foods	Other	Total	Foods and feeds ²	Other	Total	Foodstuffs and feedstuffs	Other
1982:									
May	0	0.3	-0.1	0.1	1.1	0	1.7	2.1	1.3
June	1.0	.5	1.2	.3	-.2	.4	-.2	-.9	.7
July5	-1.6	1.1	.2	-1.4	.3	-1.1	-2.9	1.0
August5	.1	.6	0	-1.0	.1	-.9	-1.6	-.1
September1	-.4	.2	.2	-1.3	.2	-1.2	-3.0	.8
October4	0	.5	0	-1.1	.1	-.3	-1.0	.4
November6	0	.8	.3	-.1	.3	1.0	1.0	.9
December3	.2	.3	0	.1	0	-.2	.4	-.9
1983:									
January	-1.1	-.2	-1.4	-.5	.9	-.6	-.3	1.1	-1.7
February	0	.6	-.1	.1	1.2	.1	.6	2.4	-1.4
March	-.1	.5	-.3	-.7	.3	-.8	.6	.7	.5
April	-.1	1.2	-.5	-.2	2.6	-.4	1.4	3.0	-.4
May3	-.5	.6	.4	-.3	.4	0	-1.2	1.4

¹ Data for January 1983 have been revised to reflect the availability of late reports and corrections by respondents. For this reason, some of the figures shown above and elsewhere in this report may differ from

those previously reported.

² Intermediate materials for food manufacturing and feeds.

Table B. Percent changes in finished goods price indexes, selected periods¹

Month	Changes from preceding month, seasonally adjusted						Changes in finished goods from 12 months ago (unadjusted)
	Finished goods	Capital equipment	Finished consumer goods	Finished consumer goods excluding foods			
				Total	Durables	Nondurables	
1982:							
May	0	0.5	-0.1	-0.3	0.3	-0.6	3.0
June	1.0	.6	1.1	1.4	.8	1.6	3.5
July5	.4	.5	1.4	.3	2.0	3.6
August5	.6	.4	.6	.5	.6	4.0
September1	-.1	.1	.4	-.3	.7	3.6
October4	0	.5	.7	.3	.9	3.6
November6	.4	.6	.9	.6	1.1	3.7
December3	.5	.3	.3	.3	.3	3.7
1983:							
January	-1.1	-.2	-1.4	-2.0	-.3	-2.6	2.2
February	0	.6	-.1	-.3	1.4	-1.4	2.1
March	-.1	.4	-.3	-.7	.4	-1.3	2.2
April	-.1	-.3	0	-.5	-.6	-.5	2.1
May3	.2	.3	.6	.1	1.0	2.3

¹ Data for January 1983 have been revised to reflect the availability of late reports and corrections by respondents. For this reason, some

of the figures shown above and elsewhere in this report may differ from those previously reported.

The index for finished consumer goods other than foods and energy inched up 0.1 percent, about the same as in each of the 2 previous months. Substantial increases were registered for cosmetics, textile housefurnishings, and household flatware. Prices for passenger cars rose 0.2 percent, after falling 1.9 percent in April. On the other hand, prices for tobacco products and several other consumer goods declined.

Capital equipment. The Producer Price Index for capital equipment moved up 0.2 percent on a seasonally adjusted basis, following a 0.3 percent decline in April. This upturn in prices reflected increases for a number of capital goods that had declined in April, notably railroad equipment, machine tools, and mining machinery. Prices rose faster than in April for aircraft, generators, photographic equipment, and integrating and measuring instruments. On the other hand, prices for heavy motor trucks and transformers fell.

Intermediate goods

The Producer Price Index for Intermediate Materials, Supplies, and Components moved up 0.4 percent in May on a seasonally adjusted basis, after registering small declines in most other recent months. A broad range of products contributed to this modest upturn.

The durable manufacturing materials index advanced 1.1 percent, considerably more than its 0.3 percent rise in the previous month. A 16.2 percent jump in silver prices, together with higher prices for copper, aluminum, gold, zinc, and cement, accounted for most of this acceleration; on the other hand, lead, tin, and hardwood lumber prices moved down. The index for nondurable manufacturing materials showed no change, following a 0.8 percent drop in April. Leather prices turned up sharply, and prices for several paper products rose moderately after small declines in April; however, finished

fabric prices fell for the second consecutive month. The construction materials index moved up 0.3 percent in May, following a decrease of the same size in the preceding month. Higher prices for softwood lumber, plywood, plastic construction products, and gypsum products were responsible for most of the May advance.

The index for intermediate energy goods increased 0.3 percent over the month, after four consecutive substantial monthly decreases. Advances for gasoline, liquefied petroleum gas, electric power, and kerosene more than offset declines for residual fuel, commercial jet fuel, lubricating oil materials, and coke oven products. Diesel fuel prices edged down 0.1 percent, in contrast to drops ranging from about 4 to 7 percent in each of the preceding 4 months.

Among intermediate foods and feeds, prices for animal fats and oils and for flour turned up after decreasing in the preceding month, and confectionery materials rose much more than in April. Price increases slowed, however, for refined sugar, crude vegetable oils, and prepared animal feeds.

Crude goods

The Producer Price Index for Crude Materials for Further Processing was unchanged after seasonal adjustment in May, as lower prices for foodstuffs and energy balanced advances for most other crude materials. Prices for crude foodstuffs and feedstuffs decreased 1.2 percent, the first drop since last October. Substantial declines in prices for cattle and hogs accounted for most of the May downturn. On the other hand, live poultry, hay, and cocoa beans were sharply higher. Quotations for corn and raw cane sugar were also up, although considerably less than in April. Among energy items, price indexes for natural gas and coal both fell for the second consecutive month.

The index for crude nonfood materials other than energy climbed 5.2 percent, much more than in either March or April. Prices for nonferrous scrap advanced strongly, as did prices for raw cotton, sand and gravel,

cattle hides, and leaf tobacco. However, prices for crude natural rubber turned down after several steep monthly increases. The index for logs and timber continued to decline, but far less than in April.

Table 1. Producer price indexes and percent changes by stage of processing

(1967=100)

Grouping	Relative importance Dec. 1982 ¹	Unadjusted index			Unadjusted percent change to May 1983 from :		Seasonally adjusted percent change from:		
		Jan. 1983 ²	Apr. 1983 ²	May 1983 ²	May 1982	Apr. 1983	Feb. to Mar.	Mar. to Apr.	Apr. to May
Finished goods	100.000	283.9	283.0	284.3	2.3	0.5	-0.1	-0.1	0.3
Finished consumer goods	77.495	283.5	282.0	283.5	2.1	.5	-.3	0	.3
Finished consumer foods	23.702	258.4	262.9	262.6	.1	-.1	.5	1.2	-.5
Crude	1.849	232.9	265.4	266.8	2.7	.5	5.2	5.7	3.4
Processed	21.853	258.5	260.5	260.1	-.1	-.2	.2	.8	-.8
Finished consumer goods, excluding foods	53.789	291.4	287.2	289.3	2.7	.7	-.7	-.5	.6
Nondurable goods less foods	34.532	336.6	328.0	332.0	2.4	1.2	-1.3	-.5	1.0
Durable goods	19.257	231.7	232.2	232.6	3.4	.2	.4	-.6	.1
Capital equipment	22.502	285.2	286.5	286.8	3.1	.1	.4	-.3	.2
Manufacturing industries	6.826	300.8	301.7	302.2	2.3	.2	.1	-.2	.2
Nonmanufacturing industries	15.677	276.2	277.6	277.8	3.5	.1	.5	-.4	.3
Intermediate materials, supplies and components	100.000	309.2	309.1	310.1	.1	.3	-.7	-.2	.4
Materials and components for manufacturing	47.719	288.6	291.1	292.0	.2	.3	-.2	.1	.4
Materials for food manufacturing	3.413	250.9	254.8	256.8	-1.2	.8	0	1.4	-.1
Materials for nondurable manufacturing	15.037	277.0	277.5	277.7	-3.4	.1	-.3	-.8	0
Materials for durable manufacturing	13.621	312.0	316.4	318.4	2.4	.6	-1.1	.3	1.1
Components for manufacturing ³	15.649	276.8	279.0	279.6	2.2	.2	.3	0	.2
Materials and components for construction	14.839	296.5	300.1	300.5	2.3	.1	.3	-.3	.3
Processed fuels and lubricants	15.701	577.9	549.0	552.8	-3.2	.7	-3.9	-1.1	1.0
Manufacturing industries	6.590	485.2	468.4	470.1	-2.3	.4	-3.7	-.2	.4
Nonmanufacturing industries	9.112	659.4	619.2	624.9	-3.8	.9	-4.1	-1.8	1.5
Containers	4.049	285.0	285.0	286.1	-.3	.4	-.4	-.6	.4
Supplies	17.692	273.1	275.6	275.9	.9	.1	0	.4	.2
Manufacturing industries ³	5.780	267.4	268.8	269.2	.9	.1	-.1	-.2	0
Nonmanufacturing industries	11.912	276.4	279.4	279.6	.9	.1	.3	.3	.3
Feeds	1.389	206.5	219.1	218.0	1.8	-.5	1.0	6.4	-.2
Other supplies ³	10.523	290.9	292.1	292.5	.8	.1	-.1	-.1	.3
Crude materials for further processing	100.000	313.9	325.7	325.7	-.8	0	.6	1.4	0
Foodstuffs and feedstuffs	51.183	239.6	256.8	256.5	-2.3	-.1	.7	3.0	-1.2
Nonfood materials	48.817	473.6	474.4	475.1	1.0	.1	.5	-.4	1.4
Nonfood materials except fuel ⁴	32.595	368.0	366.5	368.5	-2.2	.5	-.4	.9	2.4
Manufacturing ⁴	29.459	377.6	376.0	378.1	-2.1	.6	-.4	1.1	2.5
Construction	3.135	267.5	267.2	267.6	-2.5	.1	-.3	-1.1	.6
Crude fuel ⁵	16.222	930.7	943.2	936.8	8.3	-.7	2.2	-2.8	-.7
Manufacturing industries ⁵	8.816	1093.8	1109.4	1102.2	9.5	-.6	2.3	-3.1	-.6
Nonmanufacturing industries ⁵	7.406	815.5	825.5	819.7	7.0	-.7	2.0	-2.4	-.7
Special groupings									
Finished goods, excluding foods	⁶ 76.298	290.3	287.5	289.3	3.0	.6	-.3	-.5	.6
Intermediate materials less foods and feeds	⁷ 95.198	314.6	314.0	315.0	.1	.3	-.8	-.4	.4
Intermediate foods and feeds	⁷ 4.802	236.4	243.2	244.2	-.3	.4	.3	2.6	-.3
Crude materials less agricultural products ⁸	⁹ 45.614	536.0	535.9	536.2	.9	.1	.4	-.3	1.3
Finished energy goods	⁶ 13.189	811.1	749.7	769.7	1.5	2.7	-3.2	-2.8	2.2
Finished goods less energy	⁶ 86.811	254.8	256.9	257.1	2.4	.1	.3	.3	0
Finished consumer goods less energy	⁶ 64.309	247.1	249.5	249.6	2.2	0	.2	.6	-.2
Finished goods less foods and energy	⁶ 63.109	253.8	254.9	255.3	3.2	.2	.2	0	.1
Finished consumer goods less foods and energy	⁶ 40.607	237.5	238.6	239.0	3.2	.2	.1	.2	.1
Consumer nondurable goods less foods and energy	⁶ 21.343	228.3	229.8	230.2	3.2	.2	-.1	.8	.1
Intermediate energy goods	⁷ 16.481	556.8	529.5	532.6	-3.5	.6	-3.0	-1.4	.3
Intermediate materials less energy	⁷ 83.519	290.5	293.1	293.9	.8	.3	-.3	0	.4
Intermediate materials less foods and energy	⁷ 78.717	290.5	293.0	293.7	.9	.2	-.1	-.2	.4
Crude energy materials ^{3 4}	⁹ 34.388	812.1	794.2	791.5	1.0	-.3	0	-1.4	-.3
Crude materials less energy	⁹ 65.612	232.5	248.4	248.8	-1.6	.2	.8	2.8	.2
Crude nonfood materials less energy ⁵	⁹ 14.429	230.7	243.8	246.6	1.2	1.1	1.5	2.0	5.2

¹ Comprehensive relative importance figures are computed once each year in December.

² Data for January 1983 have been revised to reflect the availability of late reports and corrections by respondents. All data are subject to revision 4 months after original publication.

³ Not seasonally adjusted.

⁴ Includes crude petroleum.

⁵ Excludes crude petroleum.

⁶ Percent of total finished goods.

⁷ Percent of total intermediate materials.

⁸ Formerly titled "Crude materials for further processing, excluding crude foodstuffs and feedstuffs, plant and animal fibers, oilseeds, and leaf tobacco.

⁹ Percent of total crude materials.

NOTE: Relative importance figures have been revised to reflect revisions in December 1982 indexes.

Table 2. Producer price indexes and percent changes for selected commodity groupings by stage of processing

(1967 = 100 unless otherwise indicated)

Grouping	Commodity code	Relative importance Dec. 1982 ¹	Unadjusted index		Unadjusted percent change to May 1983 from:		Seasonally adjusted percent change from:		
			Apr. 1983 ²	May 1983 ²	May 1982	Apr. 1983	Feb. to Mar.	Mar. to Apr.	Apr. to May
Finished goods		100.000	283.0	284.3	2.3	0.5	-0.1	-0.1	0.3
Finished consumer goods		77.495	282.0	283.5	2.1	.5	-3	0	.3
Finished consumer foods		23.702	262.9	262.6	.1	-1	.5	1.2	-5
Fresh fruits	01-11	.471	249.7	231.9	-5.8	-7.1	-5.3	15.7	-9.6
Fresh and dried vegetables	01-13	.682	257.9	261.2	-3.6	1.3	21.3	5.6	.8
Eggs	01-7	.355	170.0	185.1	12.7	8.9	-4.8	6.9	24.1
Bakery products	02-11	2.365	284.3	284.6	4.0	.1	.2	.8	.2
Flour base mixes and doughs	02-12-02	.174	234.1	232.3	-4.0	-8	.5	.6	-8
Milled rice	02-13	.044	188.9	191.3	4.5	1.3	-7	-1.1	.9
Other cereals ³	02-14	.455	287.2	287.8	.7	.2	0	0	.2
Beef and veal	02-21-01	2.474	256.0	253.5	-5.3	-1.0	3.0	5.0	-5.4
Pork	02-21-04	1.675	229.6	227.7	-9.6	-8	.8	-1.0	-2.8
Processed poultry	02-22	.628	168.3	173.0	-4.0	2.8	-2.9	2.2	.6
Fish	02-23	1.143	477.2	474.5	13.3	-8	1.0	-3.0	.9
Dairy products	02-3	3.468	251.0	250.9	1.0	0	-5	-4	.3
Processed fruits and vegetables ³	02-4	1.682	273.8	275.0	.4	.4	-4	.3	.4
Confectionery end products (Dec. 1977 = 100) ³	02-55	.840	133.8	133.8	12.1	0	0	0	0
Soft drinks ³	02-62	1.714	327.1	327.3	2.9	.1	-2	.6	.1
Roasted coffee	02-63-01	.795	336.9	336.8	-1	0	-4	-7	-4
Shortening and cooking oils	02-74	.392	230.7	236.4	-1.0	2.5	-1.9	1.0	2.6
Miscellaneous processed foods ³	02-8	2.369	249.9	249.9	.8	0	-2	.6	0
Finished consumer goods excluding foods		53.789	287.2	289.3	2.7	.7	-7	-5	.6
Alcoholic beverages ³	02-61	1.807	204.4	205.2	3.7	.4	.2	.7	.4
Apparel	03-81	5.666	194.7	195.1	.3	.2	.8	-5	.5
Textile housefurnishings ³	03-82	.797	238.5	241.9	1.0	1.4	-1	0	1.4
Footwear	04-3	1.071	248.4	248.7	1.7	.1	.1	0	.1
Luggage and small leather goods	04-41	.340	208.2	208.3	4.8	0	-1.0	.8	-1.4
Natural gas ³	05-31	3.216	1447.4	1438.5	11.0	-6	2.5	-3.5	-6
Gasoline	05-71	6.659	564.4	587.4	-3.6	4.1	-8.0	-1.5	2.3
Fuel oil No. 2 (Feb. 1973 = 100)	05-73-02-01	1.972	656.8	688.6	-8.6	4.8	-7.6	-6.3	6.4
Finished lubricants ³	05-76	.199	353.9	352.4	0	-4	-1	.1	-4
Pharmaceutical preparations, ethical (Prescription)	06-35	.801	209.3	209.5	9.8	.1	.9	.5	.7
Pharmaceutical preparations, proprietary (Over-the-counter)	06-36	.357	265.9	265.6	5.9	-1	0	1.6	-5
Soaps and synthetic detergents ³	06-71	.752	261.1	261.1	2.9	0	.2	1.2	0
Cosmetics and other toilet preparations	06-75	1.086	231.4	232.6	4.1	.5	-1.6	.7	1.2
Tires, tubes, tread, etc.	07-12	.729	246.6	246.5	-3.3	0	-2	-1.2	.1
Rubber footwear	07-13-01	.195	225.2	225.2	-1	0	-4	.7	.2
Plastic consumer, institutional, and commercial products, n.e.c (June 1978 = 100) ³	07-28	.357	130.0	129.9	-5	-1	.1	-4	-1
Sanitary papers and health products ³	09-15-01	.761	363.9	362.4	4.1	-4	.1	-6	-4
Newspaper circulation (Dec. 1980 = 100) ³	09-31-01	.961	125.6	126.0	8.2	.3	.3	1.1	.3
Periodical circulation (Dec. 1980 = 100) ³	09-32-01	.528	124.4	125.3	6.8	.7	.2	.2	.7
Books (Dec. 1980 = 100) ³	09-33	.725	118.5	119.2	5.3	.6	.3	0	.3
Electric lamps and bulbs	11-77	.236	310.1	307.4	6.7	-9	.9	1.0	-8
Household furniture	12-1	1.725	233.7	234.3	1.9	.3	.9	.4	-1
Floor coverings	12-3	.420	181.4	181.3	0	-1	-4	-1	-2
Household appliances ³	12-4	1.327	205.2	205.7	3.4	.2	.1	.9	.2
Home electronic equipment ³	12-5	.590	86.9	86.7	-1.5	-2	0	-3	-2
Dinnerware	12-61	.170	313.2	313.2	9.5	0	.1	.3	-2
Household glassware	12-62	.128	459.2	459.2	13.9	0	.9	.9	.8
Household flatware ³	12-64	.160	468.8	474.2	26.6	1.2	-5.6	2.9	1.2
Lawn and garden equipment, ex. tractors	12-66	.207	252.3	250.7	9.1	-6	1.2	.3	-5
Cutlery	12-67	.127	249.9	249.9	2.0	0	1.7	.3	.5
Passenger cars	14-11-01	7.234	216.5	217.3	2.9	.4	.8	-1.9	.2
Light motor trucks ³	14-11-05	.545	270.1	270.2	2.5	0	-8	-1.2	0
Boats (Dec. 1981 = 100) ³	14-3	.232	104.6	104.5	2.1	-1	.1	.4	-1
Toys, games, and children's vehicles	15-11	.563	229.5	229.5	1.4	0	-1	.3	.3
Sporting and athletic goods	15-12	.475	207.1	206.5	.8	-3	-3	.5	-2
Small arms and ammunition	15-13	.162	282.0	282.0	8.8	0	5.0	.9	.8
Tobacco products	15-2	2.191	354.7	353.9	15.3	-2	0	5.4	-1.1
Mobile homes (Dec. 1974 = 100) ³	15-5	.892	162.5	162.3	-1	-1	1.2	-5	-1

See footnotes at end of table.

Table 2. Producer price indexes and percent changes for selected commodity groupings by stage of processing—Continued

(1967 = 100 unless otherwise indicated)

Grouping	Commodity code	Relative importance Dec. 1982 ¹	Unadjusted index		Unadjusted percent change to May 1983 from:		Seasonally adjusted percent change from:		
			Apr. 1983 ²	May 1983 ²	May 1982	Apr. 1983	Feb. to Mar.	Mar. to Apr.	Apr. to May
Finished consumer goods excluding foods—Continued									
Jewelry, platinum & karat gold (Dec. 1978 = 100) ³	15-94-02	0.937	190.6	190.3	18.2	-0.2	-5.3	-1.2	-0.2
Other precious metal jewelry (Dec. 1978 = 100) ³	15-94-03	.218	164.6	164.6	-2.3	0	0	0	0
Costume jewelry (Dec. 1978 = 100) ³	15-94-04	.361	132.3	132.3	5.8	0	1.1	0	0
Capital equipment		22.502	286.5	286.8	3.1	.1	.4	-3	.2
Agricultural machinery and equipment	11-1	1.391	324.8	326.0	5.8	.4	.4	.6	.4
Construction machinery and equipment ³	11-2	1.473	350.8	352.2	2.5	.4	.4	.3	.4
Industrial process furnaces and ovens ³	11-34	.148	361.2	360.1	2.2	-3	.4	.8	-3
Metal cutting machine tools	11-37	.382	375.5	378.8	2.8	.9	-1	-5	1.1
Metal forming machine tools	11-38	.224	414.8	415.3	3.9	.1	.4	-1	.6
Pumps, compressors, and equipment	11-41	.458	347.8	347.4	-4	-1	-9	.2	-5
Industrial material handling equipment ³	11-44	.761	284.8	284.8	-1.0	0	0	-1	0
Fans and blowers except portable ³	11-47	.131	336.3	336.9	.5	.2	-1	0	.2
Food products machinery	11-61	.249	316.9	317.2	2.1	.1	0	-8	.8
Textile machinery	11-62	.271	259.4	259.9	2.4	.2	-2	.2	.4
Woodworking machinery ³	11-63	.121	289.3	292.0	.9	.9	0	-1	.9
Printing trades machinery ³	11-65	.233	308.7	308.8	4.4	0	0	1.1	0
Rubber working machinery (Dec. 1981 = 100) ³	11-66-01	.132	108.2	108.8	6.1	.6	0	0	.6
Plastics machinery (Dec. 1981 = 100) ³	11-66-03	.188	106.0	106.0	4.2	0	0	0	0
Chemical industry machinery ³	11-66-04	.108	430.7	432.0	2.5	.3	0	-4	.3
Service industry machinery (June 1982 = 100) ³	11-68	.202	102.8	103.3	(*)	.5	.1	-3	.5
Integrating and measuring instruments	11-72	.216	220.5	223.1	5.5	1.2	0	0	1.1
Generators and generator sets	11-73-02	.448	343.5	348.3	9.0	1.4	-3	.8	2.8
Transformers and power regulators ³	11-74	.498	225.4	223.4	.3	-9	.3	.5	-9
Oil field and gas field machinery ³	11-91	.195	428.6	427.6	-3.6	-2	-4	0	-2
Mining machinery and equipment	11-92	.152	367.7	370.1	2.6	.7	-1	-9	1.1
Office and store machines and equipment ³	11-93	1.298	154.8	154.5	2.3	-2	.3	.1	-2
Commercial furniture ³	12-2	.829	286.7	286.6	4.1	0	1.0	.5	0
Passenger cars	14-11-01	2.344	216.5	217.3	2.9	.4	.8	-1.9	.2
Light motor trucks ³	14-11-05	1.285	270.1	270.2	2.5	0	-8	-1.2	0
Heavy motor trucks ³	14-11-06	1.117	317.6	312.9	3.6	-1.5	0	0	-1.5
Truck trailers (June 1980 = 100) ³	14-14	.276	109.0	109.0	.4	0	.2	0	0
Fixed wing, utility aircraft (Dec. 1968 = 100)	14-21-11	1.062	329.5	331.0	11.6	.5	.6	.5	1.4
Railroad equipment	14-4	.466	357.2	357.1	4.2	0	.1	-4	1.1
Photographic equipment	15-41	.475	131.0	131.0	.2	0	-2	.3	.8
Intermediate materials, supplies, and components		100.000	309.1	310.1	.1	.3	-7	-2	.4
Intermediate foods and feeds		4.802	243.2	244.2	-3	.4	.3	2.6	-3
Flour	02-12-01	.230	185.6	188.2	2.0	1.4	1.3	-2	1.9
Refined sugar (Dec. 1977 = 100) ³	02-53	.613	170.7	171.2	7.4	.3	-5	1.3	.3
Confectionery materials (Dec. 1977 = 100) ³	02-54	.198	128.6	138.3	-11.1	7.5	-6.9	.8	7.5
Animal fats and oils	02-71	.054	293.6	295.3	-7.4	.6	-1.5	-4.7	4.6
Crude vegetable oils	02-72	.134	163.3	170.8	.3	4.6	-7	8.3	4.3
Prepared animal feeds	02-9	1.387	222.3	221.2	1.7	-5	.8	2.3	1.9
Intermediate materials less foods and feeds		95.198	314.0	315.0	.1	.3	-8	-4	.4
Synthetic fibers (Dec. 1975 = 100)	03-1	.775	155.4	157.2	-3.8	1.2	1.1	-9	-1
Processed yarns and threads (Dec. 1975 = 100)	03-2	.902	136.0	137.6	-2.4	1.2	-3	-1	.1
Gray fabrics (Dec. 1975 = 100)	03-3	1.053	146.2	146.0	.1	-1	.2	.3	.3
Finished fabrics (Dec. 1975 = 100)	03-4	1.563	122.8	122.2	-2.4	-5	0	-2	-6
Leather	04-2	.219	317.9	324.5	4.7	2.1	1.3	-2	3.1
Coke oven products ³	05-2	.185	447.3	438.4	-6.2	-2.0	-8	0	-2.0
Liquefied petroleum gas ³	05-32	.769	708.6	725.2	35.3	2.3	-5	.1	2.3
Electric power	05-4	5.414	409.5	412.5	1.3	.7	-8	-7	.4
Gasoline	05-71	2.987	564.4	587.4	-3.6	4.1	-6.0	-1.5	2.3
Kerosene (Feb. 1973 = 100)	05-72-02-01	.211	656.1	669.7	-9.5	2.1	-7.2	-6.4	3.0
Commercial jet fuel (Feb. 1973 = 100) ³	05-72-03-01	1.331	779.3	763.4	-8.0	-2.0	-1.4	-2.6	-2.0
Diesel fuel (Feb. 1973 = 100) ³	05-73-03-01	1.551	651.4	650.9	-12.1	-1	-6.0	-6.8	-1
Residual fuel	05-74	2.279	1086.2	1052.5	-11.7	-3.1	-4.8	2.7	-1.9
Lubricating oil materials ³	05-75	.571	788.3	774.4	-12.8	-1.8	-2.4	-1.3	-1.8
Industrial chemicals ³	06-1	4.175	339.7	339.8	-4.8	0	-5	.1	0
Prepared paint ³	06-21	.677	265.1	265.1	.2	0	0	0	0
Paint materials	06-22	.554	299.5	300.0	-2.2	.2	-8	-1	-3
Medicinal and botanical chemicals ³	06-31	.243	231.4	231.4	2.3	0	0	0	0
Fats and oils, inedible	06-4	.166	278.8	286.2	-8	2.7	-7	4.7	1.2
Mixed fertilizers	06-51	.298	260.0	260.3	-4.1	.1	-4	0	.3

See footnotes at end of table.

Table 2. Producer price indexes and percent changes for selected commodity groupings by stage of processing—Continued

(1967=100 unless otherwise indicated)

Grouping	Commodity code	Relative importance Dec. 1982 ¹	Unadjusted index		Unadjusted percent change to May 1983 from:		Seasonally adjusted percent change from:		
			Apr. 1983 ²	May 1983 ²	May 1982	Apr. 1983	Feb. to Mar.	Mar. to Apr.	Apr. to May
Intermediate materials less foods and feeds—Continued									
Nitrogenates ³	06-52-01	0.257	196.9	195.7	-9.4	-0.6	-0.2	-0.1	-0.6
Phosphates ³	06-52-02	.220	276.5	275.9	-6.9	-2	-1	-5	-2
Other agricultural chemicals	06-53	.550	462.7	460.7	.3	-4	.1	-1.3	-9
Plastic resins and materials	06-6	1.225	284.7	285.4	.8	.2	-3	-7	-2
Synthetic rubber	07-11-02	.271	285.5	287.3	-4.9	.6	0	-5	0
Tires, tubes, tread, etc.	07-12	.758	246.6	246.5	-3.3	0	-2	-1.2	.1
Other miscellaneous rubber products	07-13-04	.701	302.6	302.7	6.4	0	-4	.3	-5
Plastic construction products (Dec. 1969=100)	07-21	.270	146.9	149.1	3.0	1.5	-3.7	-1	2.0
Unsupported plastic film, sheet, and other shapes (Dec. 1970=100) ³	07-22	.509	212.3	215.8	-2	1.6	0	0	1.6
Laminated plastic sheets, rods, and tubes (Dec. 1970=100)	07-23	.130	179.0	178.7	-4.9	-2	-4	-6	-8
Plastic packaging (June 1978=100) ³	07-25	.386	138.9	138.7	.7	-1	0	-1	-1
Plastic parts and components for manufacturing (June 1978=100) ³	07-26	.544	138.5	138.4	1.6	-1	.9	.1	-1
Softwood lumber	08-11	1.300	374.3	381.2	18.7	1.8	1.7	.1	2.4
Hardwood lumber	08-12	.357	271.0	268.2	2.1	-1.0	.3	.5	-1.2
Millwork	08-2	1.202	302.7	298.8	8.1	-1.3	1.0	-8	-2
Plywood	08-3	.603	239.3	240.9	4.5	.7	.4	0	2.8
Other wood products	08-4	.264	230.8	231.1	-2.7	.1	-7	-4	.2
Woodpulp ³	09-11	.379	344.5	345.8	-12.1	.4	-8	-6	.4
Paper	09-13	1.676	278.7	279.1	-3.2	.1	-2	-1	.3
Paperboard	09-14	.636	248.4	248.9	-3.8	.2	.5	.2	0
Paper boxes and containers	09-15-03	1.780	246.7	247.1	-1.5	.2	-4	-5	.4
Pressure-sensitive products (Dec. 1982=100) ³	09-16	.126	101.0	101.0	(*)	0	0	.5	0
Building paper and board	09-2	.259	246.1	249.3	3.8	1.3	0	.5	1
Commercial printing (June 1982=100) ³	09-37	2.701	101.3	101.5	(*)	.2	.1	.2	.2
Foundry and forge shop products	10-15	1.884	352.1	352.3	1.7	.1	1.4	.3	.2
Blast furnace and electric furnace products	10-16	.265	311.9	308.8	-1.7	-1.0	.6	-1.7	-1.0
Steel mill products	10-17	6.360	350.1	350.0	-6	0	-6	-8	.4
Primary nonferrous metals ³	10-22	1.619	300.2	310.8	11.5	3.5	-7.3	2.6	3.5
Secondary nonferrous metals	10-24	.385	247.8	255.3	5.5	3.0	-1.9	-2	5.6
Nonferrous mill shapes	10-25	1.646	305.8	310.5	3.8	1.5	-1.6	-8	2.8
Nonferrous wire and cable ³	10-26	.714	205.8	206.2	-6	.2	.1	-1	.2
Metal containers	10-3	1.065	332.0	337.4	2.2	1.6	-5	-7	2.0
Hardware	10-4	.907	286.3	286.2	2.6	0	0	.4	0
Plumbing fixtures and brass fittings	10-5	.343	287.5	288.8	2.8	.5	-2	.5	.2
Heating equipment	10-6	.367	242.3	242.4	2.2	0	-2	.8	0
Fabricated structural metal products ³	10-7	3.226	302.6	302.1	-9	-2	.4	-4	-2
Miscellaneous metal products ³	10-8	3.480	285.3	284.9	.1	-1	.4	-1.6	-1
Farm tractor parts and attachments (Dec. 1982=100) ³	11-11-52	.114	100.0	100.0	(*)	0	0	0	0
Parts for farm machinery ex. tractors (Dec. 1973=100)	11-12-51	.138	251.0	251.5	2.7	.2	.2	.8	-5
Cutting tools and accessories ³	11-35	.307	274.7	275.6	1.3	.3	.2	.5	.3
Abrasive products	11-36	.255	306.7	306.8	3.0	0	.2	.1	.2
Parts for metal cutting machine tools (Dec. 1972=100) ³	11-37-51	.096	392.8	400.6	6.5	2.0	.1	.6	2.0
Parts for metal forming machine tools (Dec. 1972=100)	11-38-51	.056	341.1	342.0	6.0	.3	1.3	.2	.8
Fluid power equipment (Dec. 1970=100)	11-43	.277	251.3	252.1	3.7	.3	.6	-6	.6
Mechanical power transmission equipment ³	11-45	.413	314.8	315.4	1.0	.2	.1	.1	.2
Air conditioning and refrigeration equipment (Dec. 1977=100) ³	11-48	1.096	142.8	142.5	4.4	-2	.1	.4	-2
Metal valves, ex. fluid power (Dec. 1982=100) ³	11-49-02	.449	100.3	100.7	(*)	.4	-8	.3	.4
Ball and roller bearings	11-49-05	.375	331.2	331.2	-8	0	-1.1	-3	-3
Wiring devices	11-71	.674	331.9	333.6	3.0	.5	0	.4	.5
Electric motors	11-73-01	.568	303.2	304.1	3.8	.3	.8	.5	.7
Switchgear, switchboard, etc., equipment ³	11-75	.699	268.6	268.6	1.7	0	.1	1.7	0
Electronic components and accessories	11-78	1.552	180.1	180.2	2.6	.1	.1	-1	.3
Environmental controls (June 1980=100) ³	11-81	.174	123.8	122.9	6.5	-7	-9	-2	-7
Parts for mining machinery and equipment (Dec. 1972=100)	11-92-53-01	.087	359.9	359.9	2.4	0	-2	-1.9	.7
Internal combustion engines	11-94	.754	340.4	342.7	5.0	.7	1.0	.4	1.0
Flat glass ³	13-11	.530	229.7	229.7	1.5	0	0	0	0
Portland cement	13-22-01-31	.543	330.2	338.5	-1.0	2.5	.5	-5	2.9
Concrete products	13-3	1.745	300.3	301.0	.9	.2	.5	-3	.3
Structural clay products, ex. refractories ³	13-4	.228	275.3	277.0	7.1	.6	2.5	1.6	.6
Refractories ³	13-5	.212	338.7	338.7	-2	0	0	.1	0
Asphalt roofing	13-6	.328	389.0	378.6	-1.8	-2.7	-1.7	1.0	-7
Gypsum products ³	13-7	.151	271.4	275.3	6.1	1.4	0	3.0	1.4
Glass containers	13-8	.680	353.8	351.8	-1.8	-6	.3	-3.9	-1.2
Other nonmetallic minerals	13-9	1.229	478.6	478.1	1.4	-1	-4	-1.1	.2
Motor vehicle parts	14-12	4.012	351.5	352.2	2.4	.2	.4	0	1.1
Notions	15-3	.204	280.3	280.3	.1	0	-3	-6	-1.5
Photographic supplies	15-42	.560	281.9	281.9	4.5	0	2.6	-5	1.1
Medical instruments and equipment (June 1982=100) ³	15-62	.104	103.5	103.7	(*)	.2	0	-1	-2
Jewelers' materials and findings (Dec. 1978=100) ³	15-94-05	.157	140.2	138.9	-9.1	-9	-11.5	1.3	-9

See footnotes at end of table.

Table 2. Producer price indexes and percent changes for selected commodity groupings by stage of processing—Continued

(1967 = 100 unless otherwise indicated)

Grouping	Commodity code	Relative importance Dec. 1982 ¹	Unadjusted index		Unadjusted percent change to May 1983 from:		Seasonally adjusted percent change from:		
			Apr. 1983 ²	May 1983 ²	May 1982	Apr. 1983	Feb. to Mar.	Mar. to Apr.	Apr. to May
Crude materials for further processing		100.000	325.7	325.7	-0.8	0	0.6	1.4	0
Crude foodstuffs and feedstuffs		51.183	256.8	256.5	-2.3	-.1	.7	3.0	-1.2
Fresh and dried fruits and vegetables	01-1	1.556	266.0	259.5	-4.4	-2.4	6.9	10.0	-2.1
Wheat	01-21	2.588	249.8	243.1	0	-2.7	4.2	-.2	0
Corn ³	01-22-02-05	3.996	245.9	248.8	16.7	1.2	3.6	9.8	1.2
Cattle	01-31	16.319	263.7	261.2	-6.2	-.9	2.5	4.4	-3.6
Hogs	01-32	5.576	219.5	217.6	-17.6	-.9	-4.4	-2.2	-4.8
Live poultry	01-4	2.133	170.8	186.9	-3.0	9.4	-10.1	.1	8.4
Fluid milk	01-6	9.454	280.8	279.8	.4	-.4	.5	0	.6
Hay	01-81	.857	229.7	241.8	17.7	5.3	7.5	-4.7	6.9
Oilseeds	01-83	2.627	224.4	223.6	-4.0	-.4	-.5	4.0	-.9
Green coffee ³	01-91-01	1.493	298.8	298.8	-6.5	0	0	-.3	0
Cocoa beans	01-91-02	.217	330.6	346.5	6.7	4.8	-3.9	.8	6.5
Cane sugar, raw ³	02-52-01-01	1.996	320.4	323.2	20.4	.9	-.4	2.5	.9
Crude nonfood materials		48.817	474.4	475.1	1.0	.1	.5	-.4	1.4
Raw cotton ³	01-51-01-01	1.178	221.6	232.8	6.3	5.1	6.4	-1.7	5.1
Leaf tobacco	01-92-01-01	2.053	274.2	275.9	3.9	.6	-.5	.5	1.1
Cattle hides	04-11	.509	348.0	381.2	3.8	9.5	5.0	.4	7.8
Coal ³	05-1	4.807	539.3	535.0	.2	-.8	1.0	-.1	-.8
Natural gas ³	05-31	12.649	1447.4	1438.5	11.0	-.6	2.5	-3.5	-.6
Crude petroleum ³	05-61	16.932	678.4	678.4	-5.5	0	-2.1	0	0
Potash	06-52-03	.238	269.1	269.0	-5.9	0	5.3	.5	1.3
Crude natural rubber	07-11-01	.249	282.3	273.0	21.8	-3.3	16.7	2.6	-2.9
Logs, timber, etc.(Dec. 1981 = 100) ³	08-5	2.020	89.7	89.3	-10.8	-.4	-.2	-3.4	-.4
Wastepaper	09-12	.243	116.0	116.0	-4.5	0	-1.9	-1.3	.9
Iron ore ³	10-11	.774	282.1	282.1	0	0	0	0	0
Iron and steel scrap	10-12	1.711	248.7	240.3	.8	-3.4	11.4	.9	3.7
Copper base scrap	10-23-01	.986	154.1	160.6	9.9	4.2	-3.0	.1	5.8
Aluminium base scrap	10-23-02	.483	349.4	396.2	12.9	13.4	8.6	-2.2	12.7
Sand, gravel, and crushed stone	13-21	2.934	284.8	286.2	2.2	.5	-.2	.2	1.1

¹ Comprehensive relative importance figures are computed once each year in December. Data shown are expressed as a percent of total finished goods, total intermediate materials, or total crude materials. Data shown will not add up to 100.000 because not all commodity components of each stage-of-processing (SOP) index are shown; relative importance figures shown account for about 87 percent of total finished goods, about 87 percent of total intermediate materials, and about 97 percent of total crude materials. For each commodity component of the Finished Goods Index which is allocated to both capital equipment and finished consumer goods excluding foods, the relative importance

figure shown reflects only the share allocated to the SOP grouping under which it is listed. For example, the relative importance figure shown for household furniture under the SOP grouping for finished consumer goods excluding foods includes the share allocated to that SOP grouping but not the share allocated to capital equipment.

² All data are subject to revision 4 months after original publication.

³ Not seasonally adjusted.

⁴ Not available.

NOTE: Relative importance figures have been revised to reflect revisions in December 1982 indexes.

Table 3. Producer price indexes for selected stage-of-processing groupings, seasonally adjusted

(1967=100)

Year and month	Index									
	Finished goods	Finished consumer foods	Finished consumer goods excluding foods	Capital equipment	Intermediate materials	Intermediate foods and feeds	Intermediate materials excluding foods	Crude materials	Crude foodstuffs and feedstuffs	Crude nonfood materials
1979:										
January	206.7	220.6	196.7	208.3	226.9	217.9	227.5	255.8	237.2	294.6
February	209.0	224.3	198.5	210.1	228.9	222.1	229.4	261.9	243.6	300.0
March	210.8	226.5	200.3	211.5	231.5	222.9	232.1	268.2	248.8	308.7
April	212.7	227.7	202.5	213.4	234.9	224.5	235.7	271.1	251.9	311.2
May	213.8	225.3	205.3	214.7	237.8	223.0	238.8	272.1	249.5	319.4
June	215.1	223.0	208.4	215.9	240.3	224.0	241.5	274.2	246.9	331.4
July	217.3	223.2	211.8	217.5	244.3	230.6	245.3	276.8	249.9	333.2
August	219.3	224.6	214.9	217.7	247.6	226.8	249.1	273.0	243.4	335.3
September	223.3	227.5	220.1	220.0	251.8	229.9	253.3	279.9	248.5	346.1
October	225.5	227.6	223.7	221.5	256.0	229.5	257.9	282.8	249.0	354.2
November	228.5	231.9	226.5	223.2	258.3	229.8	260.4	286.6	251.3	361.3
December	230.7	232.8	229.5	225.2	260.9	231.9	263.0	290.6	253.5	368.9
1980:										
January	233.9	231.9	234.6	228.0	266.9	227.8	269.7	289.5	246.7	380.4
February	237.3	231.6	240.5	229.8	271.8	239.5	274.1	295.3	252.2	386.8
March	239.8	233.6	243.2	232.2	273.6	235.7	276.3	290.3	246.3	393.6
April	241.8	230.5	247.1	235.6	274.2	230.2	277.4	283.1	234.9	385.6
May	242.7	231.3	248.1	236.5	275.9	239.9	278.5	286.8	240.3	385.4
June	244.8	232.8	250.7	238.1	278.5	241.7	281.2	288.1	241.5	386.9
July	248.8	240.2	253.5	241.1	280.8	250.2	283.0	302.9	259.3	395.3
August	251.8	246.5	255.2	243.2	283.9	264.6	285.3	317.3	275.8	405.0
September	252.8	246.8	256.3	244.5	285.4	265.8	286.8	319.6	275.0	414.1
October	255.0	248.7	258.1	248.0	288.2	280.5	288.8	325.6	280.5	421.3
November	256.6	249.7	260.1	249.5	290.6	285.0	291.0	329.3	281.3	430.9
December	257.9	249.7	262.1	250.7	293.5	288.5	295.2	327.2	274.8	438.5
1981:										
January	260.4	251.1	264.7	253.5	297.0	270.4	299.0	330.0	274.0	449.0
February	263.0	250.8	268.4	256.1	298.3	261.8	301.0	332.6	266.4	474.1
March	265.7	252.9	271.6	258.1	301.1	256.9	304.4	330.6	262.9	475.3
April	268.2	252.9	275.4	260.2	304.2	256.7	307.8	333.6	263.9	482.5
May	269.0	252.8	276.1	262.3	305.6	254.0	309.4	332.4	258.9	489.9
June	270.4	254.0	277.4	264.1	307.0	253.6	310.9	335.5	262.9	490.7
July	271.3	256.1	277.4	265.6	307.6	249.5	311.9	336.1	262.7	493.2
August	271.7	256.3	277.6	267.1	309.6	250.2	314.0	333.0	259.8	489.6
September	273.0	255.2	279.9	268.4	309.9	242.5	314.9	327.4	250.9	491.5
October	274.2	254.8	281.6	270.3	310.3	239.1	315.6	322.5	246.5	485.5
November	275.1	253.3	283.1	272.3	310.7	234.4	316.4	318.1	241.4	482.6
December	276.2	253.3	284.6	273.6	311.0	234.0	316.7	315.1	236.6	483.9
1982:										
January	277.3	256.2	284.8	274.9	311.9	238.4	317.4	320.2	245.8	480.3
February	277.5	257.8	284.6	274.5	311.0	239.9	316.3	317.9	247.9	468.8
March	276.8	257.4	282.9	276.0	309.6	239.3	314.9	317.0	249.3	463.2
April	277.1	261.6	281.6	276.5	308.4	243.4	313.3	320.8	255.7	461.5
May	277.1	262.3	280.7	277.8	308.7	246.0	313.3	326.4	261.0	467.7
June	279.9	263.5	284.6	279.5	309.7	245.6	314.5	325.8	258.6	470.8
July	281.2	259.2	288.5	280.5	310.3	242.1	315.3	322.1	251.0	475.4
August	282.5	259.4	290.1	282.3	310.3	239.8	315.6	319.1	246.9	474.8
September	282.8	258.3	291.2	281.9	310.8	236.7	316.3	315.4	239.5	478.6
October	283.8	258.2	293.2	282.0	310.9	234.0	316.6	314.3	237.0	480.4
November	285.5	258.2	295.8	283.1	311.7	233.7	317.4	317.3	239.4	484.8
December	286.4	258.8	296.7	284.4	311.8	234.0	317.5	316.6	240.3	480.6
1983:										
January	283.3	258.3	290.8	283.9	310.1	236.0	315.6	315.8	243.0	472.6
February	283.4	259.8	290.0	285.6	310.5	238.8	315.8	317.6	248.8	465.8
March	283.0	261.1	288.1	286.7	308.3	239.6	313.4	319.4	250.5	468.0
April	282.8	264.2	286.6	285.9	307.6	245.9	312.3	323.9	258.0	466.3
May	283.7	262.9	288.2	286.6	308.9	245.1	313.7	323.9	255.0	472.6

NOTE: Data for January 1983 have been revised to reflect the availability of late reports and corrections by respondents. All data are subject to revision 4 months after original publication.

Table 4. Producer price indexes for the net output of selected industries and their products

Industry and product ¹	Industry code	Product code	Index base	Index			Percent change to May 1983 from —			
				Jan. 1983 ²	Apr. 1983 ²	May 1983 ²	Apr. 1983	Feb. 1983	Nov. 1982	May 1982
Anthracite	1111		12/79	153.3	149.5	147.4	-1.4	-3.8	-4.3	-4.5
Primary products		1111-P	12/79	152.0	148.9	145.0	-2.6	-4.6	-5.0	-5.2
Prepared anthracite shipped		1111-2	12/79	153.9	150.1	147.9	-1.4	-3.9	-4.4	-4.6
Stove		1111-206	12/79	151.2	144.8	144.8	0	-4.3	-4.6	-4.3
Chestnut		1111-207	12/79	148.7	144.1	144.1	0	-2.9	-4.9	-4.5
Pea		1111-208	12/79	160.3	154.0	154.0	0	-3.9	-3.9	-5.5
Buckwheat no. 1		1111-209	12/79	149.0	143.3	143.3	0	-3.8	-3.8	-3.8
Buckwheat no. 2		1111-211	12/79	160.8	156.1	153.6	-1.6	-4.4	-4.4	-5.7
Buckwheat no. 4		1111-213	12/79	143.9	143.9	138.0	-4.1	-4.1	-4.1	-4.1
Buckwheat no. 5		1111-214	12/79	110.2	110.2	110.2	0	0	-1.6	-1.6
Bituminous Coal and Lignite	1211		12/81	104.3	104.7	103.9	-8	-3	-1.1	.1
Primary products		1211-P	12/81	102.4	103.8	102.6	-1.2	-6	-7	-1.4
Prepared		1211-A	12/81	103.7	104.2	103.3	-9	-2	-1.1	-1
Steam electric utilities		1211-2	12/81	104.7	105.7	105.1	-6	.8	-3	1.2
North Appalachia		1211-211	12/81	100.7	104.0	101.2	-2.7	1.7	-1.7	-1.2
Spot		1211-211	12/81	(?)	(?)	(?)	(?)	(?)	(?)	(?)
Contract		1211-211	12/81	100.8	(?)	101.7	(?)	(?)	-8	-1.8
South Appalachia		1211-212	12/81	(?)	97.9	98.2	.3	(?)	(?)	(?)
Contract		1211-212	12/81	98.2	97.7	98.8	1.2	.8	-9	.7
Midwest		1211-213	12/81	109.6	109.5	110.0	.4	.6	.7	1.5
Contract		1211-213	12/81	110.9	110.9	111.4	.4	.7	.8	1.7
West		1211-214	12/81	109.3	110.1	109.7	-3	.6	.6	4.5
Contract		1211-214	12/81	109.3	110.1	109.7	-3	.6	.6	4.5
Metallurgical/coke producer		1211-3	12/81	101.3	100.2	98.9	-1.3	-2.3	-2.6	-2.4
High volatile		1211-31	12/81	99.9	99.6	98.7	-9	-1.7	-1.3	-2.6
North Appalachia		1211-311	12/81	97.2	95.2	95.2	0	-2.0	-2.0	-4.5
Contract		1211-311	12/81	97.2	(?)	(?)	(?)	(?)	(?)	(?)
South Appalachia		1211-312	12/81	101.4	102.1	100.8	-1.2	-1.4	-6	-1.7
Contract		1211-312	12/81	99.0	99.0	96.8	-2.3	-2.3	-3.9	-2.7
West		1211-314	12/81	102.2	97.6	94.4	-3.3	-5.9	-8.1	-6.8
Low volatile		1211-331	12/81	97.8	97.6	97.6	0	-2	-3.3	-1.1
Contract		1211-331	12/81	97.8	97.6	97.6	0	-2	-3.3	-1.1
South Appalachia		1211-332	12/81	(?)	(?)	(?)	(?)	(?)	(?)	(?)
Contract		1211-332	12/81	(?)	(?)	(?)	(?)	(?)	(?)	(?)
All other industrial		1211-4	12/81	99.6	99.9	97.1	-2.8	-3.9	-2.6	-4.6
North Appalachia		1211-411	12/81	(?)	92.8	91.8	-1.1	(?)	(?)	(?)
Contract		1211-411	12/81	92.4	92.0	(?)	(?)	(?)	(?)	(?)
South Appalachia		1211-412	12/81	99.3	100.0	94.1	-5.9	-8.5	-6.0	(?)
Contract		1211-412	12/81	(?)	99.7	95.8	-3.9	-6.5	-3.5	(?)
Midwest		1211-413	12/81	107.0	107.6	107.6	0	.6	.4	5.5
Contract		1211-413	12/81	107.0	107.6	107.6	0	.6	.4	5.5
Export		1211-6	04/82	97.5	95.9	93.7	-2.2	-3.9	-6.2	(?)
South Appalachia		1211-612	04/82	98.4	96.4	93.8	-2.7	-4.6	-6.4	(?)
Contract		1211-612	04/82	98.0	(?)	92.7	(?)	(?)	-7.5	(?)
West		1211-614	04/82	97.7	91.2	93.5	2.4	-3.8	-4.8	(?)
Contract		1211-614	04/82	97.7	91.2	93.5	2.4	-3.8	-4.8	(?)
Unprepared (raw)		1211-1	12/81	98.0	102.5	100.3	-2.1	-2.2	.4	-5.7
For preparation at other establishments		1211-101	12/81	90.7	97.2	93.7	-3.7	-3.9	.5	(?)
For use without preparation		1211-102	12/81	109.6	110.7	(?)	(?)	(?)	(?)	(?)
Construction sand and gravel	1442		06/82	101.0	101.1	100.9	-2	-3	.2	(?)
Primary products		1442-P	06/82	100.7	100.8	100.6	-2	-3	.2	(?)
Construction sand		1442-3	06/82	100.1	101.3	100.9	-4	.2	.7	(?)
Northeast region		1442-3A	06/82	101.6	102.2	102.2	.1	.1	1.6	(?)
Mid-Atlantic		1442-32	06/82	102.1	102.8	102.9	.1	.1	2.1	(?)
Concrete aggregate and concrete products		1442-321	06/82	102.6	102.6	102.7	.1	.1	2.7	(?)
Fill, road base and other		1442-325	06/82	101.6	103.2	103.2	0	0	(?)	(?)
North Central region		1442-3B	06/82	98.8	101.1	101.1	-1	.5	1.0	(?)
East North Central		1442-33	06/82	98.0	101.4	101.3	-1	.8	1.1	(?)
Concrete aggregate and concrete products		1442-331	06/82	99.7	100.4	100.2	-2	.5	.5	(?)
Asphaltic and other aggregate and bituminous paving mixture		1442-333	06/82	101.4	101.5	101.5	0	.1	.1	(?)
Fill, road base and other		1442-335	06/82	93.4	(?)	102.7	(?)	1.6	(?)	(?)
West North Central		1442-34	06/82	101.0	101.0	(?)	(?)	(?)	(?)	(?)
Concrete aggregate and concrete products		1442-341	06/82	(?)	(?)	100.0	(?)	(?)	(?)	(?)
Fill, road base and other		1442-345	07/82	(?)	(?)	100.0	(?)	(?)	(?)	(?)
South region		1442-3C	06/82	100.3	100.0	99.9	-1	-2	-3	(?)
South Atlantic		1442-35	06/82	101.8	101.8	101.8	0	0	.3	(?)
Concrete aggregate and concrete products		1442-351	06/82	102.3	102.3	102.3	0	0	.4	(?)
East South Central		1442-36	06/82	101.4	(?)	101.4	(?)	0	0	(?)
Concrete aggregate and concrete products		1442-361	06/82	97.5	96.9	96.6	-3	-7	-1.5	(?)
West South Central		1442-37	06/82	96.8	96.1	95.7	-4	-9	-1.9	(?)
Concrete aggregate and concrete products		1442-371	06/82	100.2	102.7	100.7	-1.9	.6	.9	(?)
West region		1442-3D	06/82	101.1	101.1	91.3	-9.6	-9.6	(?)	(?)
Mountain		1442-38	06/82	(?)	(?)	(?)	(?)	(?)	(?)	(?)
Concrete aggregate and concrete products		1442-381	06/82	(?)	(?)	(?)	(?)	(?)	(?)	(?)
Pacific		1442-39	06/82	99.9	103.1	103.1	.1	3.2	3.2	(?)
Concrete aggregate and concrete products		1442-391	06/82	99.8	101.9	102.0	.1	2.2	2.1	(?)
Fill, road base and other		1442-395	06/82	100.0	105.7	105.7	0	5.7	5.7	(?)
Construction gravel		1442-5	06/82	101.2	100.3	100.4	0	-7	-1	(?)

See footnotes at end of table.

Table 4. Producer price indexes for the net output of selected industries and their products—Continued

Industry and product ¹	Industry code	Product code	Index base	Index			Percent change to May 1983 from —			
				Jan. 1983 ²	Apr. 1983 ²	May 1983 ²	Apr. 1983	Feb. 1983	Nov. 1982	May 1982
Construction sand and gravel—Continued										
Northeast region		1442-5A	06/82	100.1	101.0	103.4	2.3	3.2	3.3	(?)
New England		1442-51	06/82	97.0	98.2	103.9	5.7	7.1	7.1	(?)
Concrete aggregate and concrete products		1442-511	06/82	97.4	98.6	104.2	5.7	7.0	7.0	(?)
Fill, road base and other		1442-515	06/82	96.4	97.8	103.5	5.8	7.4	7.4	(?)
Mid-Atlantic		1442-52	06/82	102.3	103.0	103.1	.1	.6	.7	(?)
Concrete aggregate and concrete products		1442-521	06/82	100.0	100.2	100.4	.3	.3	(?)	(?)
Fill, road base and other		1442-525	06/82	105.4	106.7	106.7	.0	1.1	(?)	(?)
North Central region		1442-5B	06/82	101.1	101.0	100.7	-.2	.3	1.2	(?)
East North Central		1442-53	06/82	99.3	99.2	98.9	-.3	.4	-.4	(?)
Concrete aggregate and concrete products		1442-531	06/82	100.4	100.4	100.3	-.1	-.1	-.1	(?)
Asphaltic and other aggregate and bituminous paving mixture		1442-533	06/82	95.2	95.5	94.2	-1.4	-1.1	-1.1	(?)
Fill, road base and other		1442-535	06/82	100.0	(?)	99.3	(?)	1.9	-.7	(?)
West North Central		1442-54	06/82	105.8	105.8	105.8	0	0	5.7	(?)
Concrete aggregate and concrete products		1442-541	06/82	108.0	108.0	(?)	(?)	(?)	(?)	(?)
Asphaltic and other aggregate and bituminous paving mixture		1442-543	06/82	100.8	100.8	100.8	0	0	.8	(?)
South region		1442-5C	06/82	102.2	103.0	102.3	-.7	-.3	.3	(?)
South Atlantic		1442-55	06/82	102.8	102.8	102.8	0	0	.6	(?)
Concrete aggregate and concrete products		1442-551	06/82	103.4	103.4	103.4	0	0	1.0	(?)
Asphaltic and other aggregate and bituminous paving mixture		1442-553	06/82	106.0	106.0	106.0	0	0	1.5	(?)
Fill, road base and other		1442-555	06/82	98.1	98.1	98.1	0	0	-1.9	(?)
East South Central		1442-56	06/82	100.6	100.6	100.6	0	0	0	(?)
Concrete aggregate and concrete products		1442-561	06/82	(?)	100.9	(?)	(?)	(?)	(?)	(?)
Fill, road base and other		1442-565	06/82	(?)	100.0	100.0	0	(?)	(?)	(?)
West South Central		1442-57	06/82	102.5	104.3	102.7	-1.5	-.6	.2	(?)
Concrete aggregate and concrete products		1442-571	06/82	103.9	106.8	104.2	-2.5	-.9	.3	(?)
Asphaltic and other aggregate and bituminous paving mixture		1442-573	06/82	97.7	95.9	98.6	2.8	.9	.6	(?)
Fill, road base and other		1442-575	06/82	(?)	100.0	100.0	0	(?)	(?)	(?)
West region		1442-5D	06/82	100.5	95.2	95.2	0	-5.3	-5.1	(?)
Pacific		1442-59	06/82	100.5	95.7	95.7	-.1	-4.7	-4.7	(?)
Concrete aggregate and concrete products		1442-591	06/82	101.1	101.9	101.8	-.1	.8	.9	(?)
Asphaltic and other aggregate and bituminous paving mixture		1442-593	06/82	100.0	96.9	96.9	0	-3.1	-3.1	(?)
Fill, road base and other		1442-595	06/82	(?)	86.6	86.6	0	-13.4	(?)	(?)
Miscellaneous receipts		1442-M	06/82	100.5	100.5	100.5	0	0	(?)	(?)
Contract work and other miscellaneous receipts		1442-XY9	06/82	100.5	100.5	100.5	0	0	(?)	(?)
Secondary products		1442-S	06/82	(?)	108.8	108.9	.1	.1	.1	(?)
Industrial sand	1446		06/82	99.4	100.0	99.9	-.1	.2	.8	(?)
Primary products		1446-P	06/82	99.0	99.4	99.3	-.1	0	.6	(?)
Glass sand		1446-1	06/82	100.9	101.5	100.9	-.6	-.6	.9	(?)
Molding sand		1446-5	06/82	99.0	99.6	99.6	0	.7	-.7	(?)
Other industrial sand, n.e.c.		1446-9	06/82	97.0	96.9	97.4	.5	.3	1.3	(?)
Abrasive sand, including blast sand		1446-90101	06/82	101.3	103.0	103.0	0	1.6	3.0	(?)
Hydraulic fracture sand		1446-90103	06/82	86.6	84.5	84.8	.4	-2.5	-2.1	(?)
Other industrial sand, n.e.c.		1446-90109	06/82	102.1	102.5	103.8	1.2	1.7	3.7	(?)
Phosphate rock	1475		12/82	98.8	97.0	97.1	.2	-1.8	(?)	(?)
Primary products		1475-P	12/82	99.1	97.4	97.4	0	-1.7	(?)	(?)
Processed phosphate rock		1475-2	12/82	99.1	97.3	97.3	0	-1.7	(?)	(?)
Dried phosphate rock		1475-206	12/82	98.5	95.7	95.7	0	-2.8	(?)	(?)
66-70% BPL		1475-20602	12/82	(?)	(?)	(?)	(?)	(?)	(?)	(?)
Over 72% BPL		1475-20604	12/82	100.4	83.6	(?)	(?)	(?)	(?)	(?)
Meat packing plants	2011		12/80	95.9	100.4	99.2	-1.3	1.4	3.6	-6.7
Primary products		2011-P	12/80	96.2	100.6	99.2	-1.4	1.1	3.4	-6.8
Miscellaneous byproducts of meatpacking plants, except sausage casings		2011-C	12/80	75.1	89.0	89.0	.1	7.3	15.2	-4.2
Killing floor offal, scrap, bones etc.		2011-C55	12/80	73.4	88.3	86.9	-1.6	7.9	17.5	5.4
Beef, not canned or made into sausage		2011-1	12/80	91.5	101.7	100.7	-1.0	7.8	11.7	-5.6
Whole carcass beef		2011-112	12/80	92.2	103.6	101.8	-1.7	8.4	13.0	-6.8
USDA choice beef carcasses		2011-11202	12/80	92.8	104.5	101.6	-2.8	9.0	12.9	-8.3
USDA good beef carcasses		2011-11203	12/80	91.1	102.5	100.4	-2.1	10.4	12.1	-5.1
USDA utility beef carcasses		2011-11204	12/80	86.3	97.7	97.0	-.7	2.3	11.1	-.5
Other USDA graded and ungraded beef carcasses		2011-11298	12/80	91.6	102.6	102.2	-.4	7.5	13.4	-4.9
Primal and fabricated beef cuts		2011-117	12/80	92.4	100.0	101.0	1.1	6.0	9.7	-4.2
Boneless beef, including hamburger		2011-131	12/80	86.7	92.6	91.7	-.9	3.7	2.3	.7
Variety meats (edible organs)		2011-151	12/80	77.6	91.1	94.9	4.2	23.4	24.4	2.7
Veal, not canned or made into sausage		2011-2	12/80	91.8	96.4	95.9	-.5	3.8	9.2	-.6
Whole carcass veal		2011-212	12/80	90.7	95.7	95.4	-.2	4.9	10.7	-.9
Pork, fresh and frozen		2011-4	12/80	104.1	98.7	95.7	-3.0	-9.7	-10.6	-11.0
Primal cuts including trimmings		2011-417	12/80	103.6	97.7	94.3	-3.4	-11.0	-11.8	-12.9
Boston butts		2011-41701	12/80	108.9	91.5	96.6	5.6	-15.9	-5.8	-15.4
Pork loins		2011-41702	12/80	117.9	109.9	110.7	.7	.5	-.0	-11.1
Other primal cuts		2011-41798	12/80	100.9	96.6	91.7	-5.0	-12.1	-13.6	-12.9
Variety meats (fresh edible organs)		2011-451	12/80	104.4	93.6	92.5	-1.2	-9.7	-11.9	-1.7
Lard		2011-5	12/80	96.5	101.6	101.3	-.2	2.4	2.1	-4.1
Lard, commercial sizes (over 3 lbs.)		2011-517	12/80	94.4	100.2	100.2	-.1	2.9	2.6	-5.3

See footnotes at end of table.

Table 4. Producer price indexes for the net output of selected industries and their products—Continued

Industry and product ¹	Industry code	Product code	Index base	Index			Percent change to May 1983 from —			
				Jan. 1983 ²	Apr. 1983 ²	May 1983 ²	Apr. 1983	Feb. 1983	Nov. 1982	May 1982
Meat packing plants—Continued										
Pork, processed or cured, including frozen (not canned or made into sausage)		2011-6	12/80	117.3	103.6	99.8	-3.7	-14.4	-15.3	-11.4
Hams and picnics, except canned		2011-631	12/80	111.8	98.5	95.6	-2.9	-13.0	-17.0	-4.2
Hams		2011-63101	12/80	114.1	99.1	96.6	-2.5	-13.6	-18.4	-3.5
Picnics		2011-63102	12/80	(?)	96.2	92.2	-4.2	(?)	(?)	(?)
Slab bacon		2011-635	12/80	124.2	108.1	104.2	-3.7	-15.3	-13.7	-15.2
Sliced bacon		2011-641	12/80	126.6	109.6	103.7	-5.4	-19.1	-16.1	-20.2
Sausage and similar products (not canned)		2011-7	12/80	103.8	99.1	97.6	-1.5	-8.8	-9.1	-8.2
Fresh sausage, pork sausage, breakfast links, etc.		2011-711	12/80	105.9	106.9	101.7	-4.8	-13.8	-12.6	-9.3
Fresh pork sausage, roll, artificial casing		2011-71101	12/80	106.1	108.3	101.9	-5.9	-14.9	-14.7	-10.2
Dry and semidry sausage (salami, cervelat, summer sausage, pepperoni, pork rolls, etc.)		2011-717	12/80	96.5	93.1	93.1	0	-1.1	-5.8	-2.6
Frankfurters and weiners		2011-721	12/80	104.2	99.1	99.1	0	-5.0	-5.5	-8.8
Frankfurters, skinless, all meat		2011-72101	12/80	104.7	98.6	98.7	.1	-6.0	-6.5	-11.1
Other sausage, smoked or cooked (bologna, liverwurst, Polish sausage, packaged lunchmeat, etc.)		2011-735	12/80	103.4	94.7	94.3	-4	-9.2	-9.8	-8.3
Bologna, all meat		2011-73501	12/80	100.5	90.2	89.9	-3	-11.1	-11.7	-6.6
Other smoked or cooked sausages		2011-73598	12/80	105.2	97.4	96.9	-5	-8.1	-8.6	-9.3
Hides, skins, and pelts		2011-9	12/80	85.0	88.3	96.5	9.2	14.5	19.5	3.1
Cattle hides, except kip		2011-912	12/80	84.2	87.7	96.1	9.5	15.0	20.4	3.8
Packer, branded cow		2011-91202	12/80	79.1	87.9	95.3	8.4	21.4	29.5	7.8
Packer, native steer, heavy		2011-91203	12/80	74.6	(?)	90.0	(?)	20.2	16.6	7.1
Packer, butt brander		2011-91205	12/80	88.5	95.3	102.8	7.8	16.1	14.2	7.5
Other cattle hides		2011-91298	12/80	85.8	87.0	96.6	11.0	14.0	22.8	(?)
Other hides, skins, and pelts, except kip		2011-997	12/80	106.9	104.1	104.3	2	4	-7.0	-17.0
Miscellaneous receipts		2011-M	12/80	105.1	103.2	101.5	-1.6	-4.0	-3.2	-9.7
Contract work and other miscellaneous receipts		2011-XY9	12/80	106.8	106.8	106.8	0	0	0	-1
Resales		2011-Z89	12/80	(?)	103.1	101.4	-1.6	-4.1	-3.3	-10.0
Secondary products		2011-S	12/80	85.7	91.5	95.3	4.1	9.4	8.1	-4.2
Prepared meats manufactured from animals slaughtered off premises		2013-S	12/80	94.9	94.8	93.5	-1.4	-2.1	-4.1	-14.1
Sausages and other prepared meats										
Primary products	2013	2013-P	12/82	99.6	98.6	97.7	-1.0	-1.4	(?)	(?)
Other processed, frozen, or cooked meats (portion control, corned beef, etc.)		2013-F	12/82	99.4	98.3	97.0	-1.4	-2.3	(?)	(?)
Other processed, frozen, or cooked meats (portion control, corned beef, etc.)		2013-F98	12/82	100.0	105.2	106.2	.9	5.2	(?)	(?)
Pork, processed or cured, including frozen (not canned or made into sausage)		2013-6	12/82	99.7	90.0	86.2	-4.2	-11.4	(?)	(?)
Hams and picnics, except canned		2013-631	12/82	95.7	84.9	81.4	-4.1	-13.2	(?)	(?)
Hams		2013-63101	12/82	93.5	82.9	(?)	(?)	(?)	(?)	(?)
Slab bacon		2013-635	12/82	102.2	94.2	91.8	-2.6	-11.8	(?)	(?)
Sliced bacon		2013-641	12/82	105.8	96.1	92.2	-4.0	-9.6	(?)	(?)
Boiled ham, barbecued pork, and other cooked pork, except canned meats and sausage		2013-661	12/82	94.0	82.9	79.7	-3.8	-11.6	(?)	(?)
Sausages and similar products (not canned)		2013-7	12/82	99.1	99.8	98.9	-1.0	-6	(?)	(?)
Fresh sausage, pork sausage, breakfast links, etc.		2013-711	12/82	100.5	101.0	98.6	-2.4	-3.4	(?)	(?)
Other fresh sausage, breakfast links, etc.		2013-71198	12/82	102.5	99.2	97.2	-2.0	-7.6	(?)	(?)
Dry and semidry sausage (salami, cervelat, summer sausage, pepperoni, pork roll, etc.)		2013-717	12/82	98.3	97.8	96.0	-1.9	-1.8	(?)	(?)
Frankfurters and weiners		2013-721	12/82	99.7	100.3	99.3	-1.0	-1.2	(?)	(?)
Frankfurters, skinless, all meat		2013-72101	12/82	99.7	100.4	99.2	-1.2	-1.4	(?)	(?)
Other frankfurters and weiners		2013-72198	12/82	99.7	99.8	99.8	0	-4	(?)	(?)
Other sausage, smoked or cooked (bologna, liverwurst, Polish sausage, luncheon meats, etc.)		2013-735	12/82	98.2	99.5	99.4	-1	1.4	(?)	(?)
Bologna, all meat		2013-73501	12/82	98.3	(?)	(?)	(?)	(?)	(?)	(?)
Other smoked or cooked sausages		2013-73598	12/82	98.2	99.8	(?)	(?)	(?)	(?)	(?)
Canned meats (except dog and cat food) containing 20-percent or more meat		2013-8	12/82	99.4	99.7	98.4	-1.3	-1.3	(?)	(?)
Other canned meats		2013-898	12/82	99.3	99.9	103.0	3.1	3.1	(?)	(?)
Miscellaneous receipts		2013-M	12/82	100.5	100.0	101.1	1.2	3.0	(?)	(?)
Resales		2013-Z89	12/82	100.5	100.0	101.1	1.2	3.0	(?)	(?)
Secondary products		2013-S	12/82	100.0	101.7	102.2	.5	1.7	(?)	(?)
Poultry dressing, poultry and egg processing										
Primary products	2018	2018-P	12/81	101.7	99.2	102.6	3.4	-2.5	-2.1	-3.7
Young chicken		2018-1	12/81	101.7	99.3	102.7	3.4	-2.5	-2.0	-3.6
Bulk broilers/wet ice pack		2018-133	12/81	103.7	101.7	104.0	2.3	-4.4	2.0	-4.7
Grade A bulk whole broilers/wet ice pack		2018-13301	12/81	102.7	100.7	103.3	2.6	-4.4	2.3	-6.6
Other wet ice bulk broilers, including parts		2018-13398	12/81	103.4	101.5	104.4	2.8	-5.0	2.7	-6.4
Dry ice pack bulk broilers		2018-134	12/81	101.7	99.5	101.8	2.3	-3.5	1.7	-6.9
Tray pack broilers		2018-136	12/81	(?)	100.0	102.9	2.9	-5.2	(?)	(?)
Other broilers including frozen		2018-139	12/81	101.3	99.1	101.4	2.4	-5.4	.4	-4.0
Turkeys		2018-139	12/81	112.3	(?)	111.8	(?)	-2.2	1.2	1.5
Young turkeys		2018-3	12/81	98.8	99.5	102.9	3.4	2.9	-15.4	-4.3
Hens, whole, Grade A frozen		2018-323	12/81	99.7	100.2	103.4	3.2	2.4	-16.3	-5.2
Toms, whole, Grade A frozen		2018-32301	12/81	99.0	(?)	(?)	(?)	(?)	(?)	(?)
Other young turkey		2018-32302	12/81	94.8	(?)	(?)	(?)	(?)	(?)	(?)
Processed poultry and small game		2018-32398	12/81	105.0	104.1	107.3	3.1	1.9	-11.8	-4.2
Turkey, cooked or smoked		2018-5	12/81	102.9	98.6	101.4	2.8	-3.2	-4.8	.5
		2018-521	12/81	103.4	100.4	102.3	1.9	-4.0	-6.6	1.9

See footnotes at end of table.

Table 4. Producer price indexes for the net output of selected industries and their products—Continued

Industry and product ¹	Industry code	Product code	Index base	Index			Percent change to May 1983 from —				
				Jan. 1983 ²	Apr. 1983 ²	May 1983 ²	Apr. 1983	Feb. 1983	Nov. 1982	May 1982	
Poultry dressing, poultry and egg processing—Continued											
Chicken, cooked or smoked		2018-523	12/81	102.4	95.7	100.2	4.7	(?)	-2.1	-1.6	
Liquid, dried and frozen eggs		2018-9	12/81	82.1	80.4	92.7	15.4	13.5	4.4	1.4	
Dried whole eggs		2018-915	12/81	80.2	75.9	94.6	24.7	21.2	3.4	1.7	
Frozen or liquid egg yolks		2018-953	12/81	87.9	83.1	92.4	11.2	10.0	1.3	5.4	
Frozen or liquid whole eggs		2018-955	12/81	80.8	82.1	90.6	10.3	8.7	6.5	1.4	
Secondary products		2018-S	12/81	110.0	107.7	106.6	-1.1	-1.4	-2.2	-3.5	
Natural and processed cheese											
Primary products	2022	2022-P	06/81	102.1	101.4	101.3	-2	-7	-1.0	.8	
Natural cheese, except cottage cheese		2022-1	06/81	102.4	102.0	101.9	-1	-4	-4	.6	
American-type cheese		2022-102	06/81	102.0	101.4	101.3	-1	-5	-5	.4	
Cheddar cheese		2022-10201	06/81	102.2	101.5	101.3	-1	-6	-7	.6	
Other American-type cheese		2022-10211	06/81	102.6	102.1	102.0	-1	-4	-4	1.0	
Italian-type cheese		2022-103	06/81	100.9	99.8	99.4	-3	-1.1	-1.7	-6	
Mozzarella cheese		2022-10301	06/81	100.7	100.0	99.9	-1	-4	-9	-6	
Other Italian-type cheese		2022-10311	06/81	100.8	100.1	100.0	-1	-2	-8	.6	
Swiss cheese		2022-10311	06/81	100.7	100.0	99.8	-2	-6	-1.0	-2.3	
Other natural cheese, except cottage		2022-105	06/81	101.6	(?)	101.5	(?)	-1	.4	1.1	
Processed cheese and related products		2022-111	06/81	103.3	102.0	102.2	.2	-5	-8	.6	
Processed cheese		2022-2	06/81	103.0	102.7	102.7	-1	-3	-2	.8	
Cheese food		2022-211	06/81	101.6	101.1	101.0	-1	-6	-6	.9	
Cheese spread		2022-213	06/81	105.7	105.7	105.7	0	0	0	1.0	
Miscellaneous receipts		2022-215	06/81	105.8	105.8	105.8	0	0	0	.1	
Resales		2022-M	06/81	103.5	103.5	103.4	-1	-4	-1	3.4	
Secondary products		2022-Z89	06/81	103.6	103.7	103.5	-1	-3	0	3.5	
Fluid milk		2022-S	06/81	97.8	94.5	93.7	-8	-4.0	-6.5	-4	
Fluid milk		2026-S	06/81	101.6	102.1	102.1	0	.1	1.2	2.5	
Fluid milk											
Primary products	2026	2026-P	12/82	99.9	100.2	100.2	0	.1	(?)	(?)	
Packaged fluid milk and related products		2026-2	12/82	99.9	100.0	100.0	0	0	(?)	(?)	
Fluid whole milk, packaged		2026-212	12/82	100.1	100.2	100.2	-1	0	(?)	(?)	
Fluid whole milk, packaged, Northeast region		2026-21200	G0-1-	12/82	100.0	100.1	100.1	0	0	(?)	(?)
Fluid whole milk, packaged, North Central region		2026-21200	G0-2-	12/82	100.0	100.4	100.2	-2	.1	(?)	(?)
Fluid whole milk, packaged, Southern region		2026-21200	G0-3-	12/82	100.1	100.1	100.1	0	0	(?)	(?)
Fluid whole milk, packaged, Western region		2026-21200	G0-4-	12/82	100.1	101.3	101.3	0	.8	(?)	(?)
Lowfat milk, 0.5 - 2.0% butterfat, packaged		2026-223	12/82	100.1	100.3	100.3	0	-1	(?)	(?)	
Skim milk, packaged		2026-225	12/82	100.5	101.0	100.5	-5	-1	(?)	(?)	
Sour cream and related products		2026-245	12/82	100.0	(?)	96.7	(?)	(?)	(?)	(?)	
Half and half and related products		2026-252	12/82	100.0	100.7	100.7	0	0	(?)	(?)	
Cottage cheese (including farmers' cheese, pot cheese and bakers' cheese)		2026-3	12/82	100.1	100.4	100.4	0	.4	(?)	(?)	
Cottage cheese, manufactured and creamed at the establishment		2026-313	12/82	100.1	100.4	100.4	0	.4	(?)	(?)	
Buttermilk, chocolate drinks and other flavored milk products		2026-4	12/82	100.0	100.4	100.4	.1	.1	(?)	(?)	
Yogurt		2026-432	12/82	100.0	101.4	101.4	0	(?)	(?)	(?)	
Buttermilk and related products		2026-434	12/82	100.1	99.9	100.2	.4	.1	(?)	(?)	
Flavored milk drinks (chocolate milk, chocolate drink)		2026-435	12/82	100.0	100.0	100.0	0	0	(?)	(?)	
Miscellaneous receipts		2026-M	12/82	99.6	100.3	100.7	.4	.9	(?)	(?)	
Resales		2026-Z89	12/82	99.6	100.3	100.7	.4	.9	(?)	(?)	
Secondary products		2026-S	12/82	99.6	99.9	99.8	-1	.1	(?)	(?)	
Creamery butter		2021-S	12/82	100.0	(?)	100.0	(?)	0	(?)	(?)	
Cheese		2022-S	12/82	100.0	99.3	99.3	0	-6	(?)	(?)	
Condensed and evaporated milk		2023-S	12/82	100.0	(?)	100.1	(?)	0	(?)	(?)	
Ice cream and frozen desserts		2024-S	12/82	99.5	100.3	100.3	0	.7	(?)	(?)	
Other secondary products		2026-SSS	12/82	98.6	98.8	97.9	-9	-1.0	(?)	(?)	
Canned specialties											
Primary products	2032	2032-P	12/82	99.7	102.1	101.5	-6	.2	(?)	(?)	
Canned soups, except frozen or seafood		2032-2	12/82	99.6	103.3	101.8	-1.4	.4	(?)	(?)	
Canned dry beans		2032-3	12/82	100.0	105.1	105.7	.6	5.5	(?)	(?)	
Beans with pork (13.1 oz to 18 oz)		2032-373	12/82	100.6	104.4	100.4	-3.8	-3.9	(?)	(?)	
Other canned dry beans, including chili con carne (13.1 oz to 18 oz)		2032-386	12/82	100.0	112.2	100.0	-10.9	-10.9	(?)	(?)	
Other canned dry beans, including chili con carne (other sizes)		2032-391	12/82	99.8	99.1	99.1	0	0	(?)	(?)	
Canned specialty foods		2032-4	12/82	103.6	102.5	103.4	.8	.1	(?)	(?)	
Chinese foods (bean sprouts, chop suey, etc.)		2032-468	12/82	97.4	101.3	97.8	-3.4	-3.1	(?)	(?)	
Spanish foods (Mexican rice, tortillas, enchiladas)		2032-493	12/82	98.5	98.6	94.4	-4.3	(?)	(?)	(?)	
Ravioli		2032-494	12/82	100.7	100.8	101.6	.8	(?)	(?)	(?)	
Other canned specialties, including canned puddings (other than canned meats)		2032-498	12/82	93.7	103.1	103.1	0	0	(?)	(?)	
Secondary products		2032-S	12/82	96.4	102.6	97.0	-5.5	-4.9	(?)	(?)	
Other secondary products		2032-SSS	12/82	100.1	97.8	100.4	2.6	-5	(?)	(?)	
Canned fruits and vegetables		2033-SSS	12/82	100.3	100.3	99.7	-6	-1.1	(?)	(?)	
			12/82	100.0	95.6	101.1	5.8	0	(?)	(?)	

See footnotes at end of table.

Table 4. Producer price indexes for the net output of selected industries and their products—Continued

Industry and product ¹	Industry code	Product code	Index base	Index			Percent change to May 1983 from —			
				Jan. 1983 ²	Apr. 1983 ²	May 1983 ²	Apr. 1983	Feb. 1983	Nov. 1982	May 1982
Canned fruits and vegetables	2033		06/81	105.9	105.3	106.0	0.7	0.3	1.2	0.4
Primary products		2033-P	06/81	106.2	105.5	106.5	.9	.5	1.1	.4
Canned fruits, except baby food		2033-1	06/81	102.6	102.8	104.5	1.7	1.6	2.0	.1
Apples		2033-112	06/81	100.2	100.2	100.2	0	0	0	(³)
Fruits for salads		2033-134	06/81	95.3	98.0	99.2	1.2	1.2	5.2	8.8
Fruit pie fillings		2033-162	06/81	89.7	92.8	90.5	-2.5	5.3	3.6	-6.4
Applesauce		2033-171	06/81	107.9	108.1	108.3	.3	-.3	.8	(³)
Olives, ripe and green ripe		2033-173	06/81	126.9	122.4	122.4	0	-1.6	-4.0	-6.0
Peaches, including spiced		2033-174	06/81	100.1	99.4	106.8	7.5	(³)	4.5	4.3
Pears, including spiced		2033-175	06/81	(³)	(³)	94.4	(³)	(³)	(³)	1.8
Canned vegetables, except hominy and mushrooms		2033-2	06/81	102.7	102.2	102.9	.7	.1	2.9	1.5
Fresh lima beans		2033-203	06/81	106.0	105.3	105.3	0	(³)	2.7	.1
Beans, green and wax (including blue lake)		2033-207	06/81	91.1	91.5	93.2	1.9	2.1	1.9	-.5
Carrots		2033-215	06/81	95.8	95.1	95.1	0	.9	-1.2	(³)
Vegetable combinations		2033-235	06/81	111.1	(³)	105.6	(³)	-4.3	-4.4	3.1
Spinach		2033-255	06/81	112.8	115.9	116.3	.4	.4	5.3	(³)
White potatoes		2033-275	06/81	119.4	109.0	118.0	8.2	(³)	6.1	12.1
Beets		2033-293	06/81	115.0	108.5	116.6	7.5	(³)	7.8	(³)
Sweet corn, whole kernel		2033-294	06/81	89.9	90.1	90.7	.7	1.5	(³)	-5.6
Green peas		2033-296	06/81	92.4	92.2	95.2	3.3	3.0	2.3	-.2
Tomatoes		2033-297	06/81	127.0	125.9	126.2	.2	(³)	7.5	7.3
Canned hominy and mushrooms		2033-3	06/81	91.7	93.9	95.1	1.2	-2.0	4.9	4.6
Mushrooms		2033-321	06/81	90.7	93.1	94.4	1.4	-2.2	5.4	5.1
Canned fruit juices, nectars, and concentrates		2033-4	06/81	104.2	103.3	103.4	-.1	-.7	.5	-.3
Apple juice		2033-411	06/81	112.3	113.9	113.1	-.7	.3	1.1	(³)
Pineapple juice		2033-428	06/81	112.5	112.5	109.4	-2.7	-2.7	1.2	-.9
Grapefruit juice		2033-431	06/81	102.5	100.5	100.5	0	-2.0	4.1	4.1
Other whole fruit juices and mixtures of whole fruit juices		2033-472	06/81	106.0	103.6	103.6	0	-2.8	-.6	-.6
Canned vegetable juices		2033-5								
Tomato juice		2033-515	06/81	111.5	113.3	113.2	-.1	.6	(³)	.1
Catsup and other tomato sauces, etc.		2033-6	06/81	116.2	114.8	114.6	-.2	-1.2	-1.9	-1.4
Tomato sauces		2033-614	06/81	111.9	(³)	111.7	(³)	-.4	-1.2	-.9
Catsup		2033-621	06/81	120.2	122.5	121.7	-.6	(³)	.5	6.3
Tomato paste		2033-662	06/81	118.2	111.1	111.1	0	-4.0	-5.9	(³)
Tomato pulp and puree		2033-691	06/81	111.5	110.2	109.9	-.3	-.9	-1.6	-7.5
Jams, jellies and preserves		2033-8	06/81	110.6	106.1	112.8	6.3	8.9	3.1	2.3
Strawberry jams and preserves		2033-811	06/81	105.0	103.5	103.5	0	-1.4	-2.4	2.3
Other jams and preserves		2033-815	06/81	114.5	115.2	116.2	.9	6.0	7.4	4.2
Grape jelly		2033-821	06/81	93.9	100.0	100.0	0	5.8	5.8	-1.7
Other jellies		2033-825	06/81	(³)	(³)	(³)	(³)	(³)	(³)	(³)
Miscellaneous receipts		2033-M	06/81	83.0	78.2	78.2	0	-4.8	-6.7	-14.8
Resales		2033-Z89	06/81	80.9	76.4	76.4	0	-5.6	(³)	-15.9
Secondary products		2033-S	06/81	108.8	109.5	107.6	-1.7	-.4	2.6	3.0
Canned specialties		2032-S	06/81	98.0	97.9	(³)	(³)	(³)	(³)	(³)
Other secondary products		2033-SSS	06/81	107.1	108.6	104.7	-3.6	-1.5	-1.2	-.8
Frozen fruits and vegetables		2037-S	06/81	118.1	118.1	118.1	0	0	10.1	10.1
Dried and dehydrated fruits, vegetables and soups	2034		12/82	100.7	100.8	100.8	0	.1	(³)	(³)
Primary products		2034-P	12/82	100.5	100.7	100.7	0	.1	(³)	(³)
Dried fruits and vegetables		2034-X	12/82	99.8	100.0	100.0	0	.1	(³)	(³)
Dried fruits		2034-1	12/82	99.6	99.7	99.7	0	0	(³)	(³)
Raisins		2034-113	12/82	99.2	98.9	(³)	(³)	(³)	(³)	(³)
Prunes		2034-115	12/82	100.0	100.0	(³)	(³)	(³)	(³)	(³)
Dates		2034-118	12/82	100.0	106.5	106.9	.3	1.9	(³)	(³)
Apples		2034-121	12/82	(³)	104.2	103.9	-.3	(³)	(³)	(³)
Other fruits		2034-123	12/82	100.0	100.0	(³)	(³)	(³)	(³)	(³)
Dried vegetables		2034-2	12/82	100.0	100.3	100.3	0	.3	(³)	(³)
Onions		2034-237	12/82	(³)	100.0	100.0	0	0	(³)	(³)
Other vegetables		2034-241	12/82	100.0	100.0	100.0	0	0	(³)	(³)
Secondary products		2034-S	12/82	102.3	102.2	102.2	0	0	(³)	(³)
Pickles, sauces and salad dressings	2035		06/81	104.8	105.1	105.1	0	.4	1.3	3.3
Primary products		2035-P	06/81	105.1	104.8	104.8	0	0	1.0	2.6
Pickles and other pickled products		2035-2	06/81	107.9	108.2	108.2	0	.1	2.0	4.0
Dill pickles		2035-211	06/81	107.7	108.2	108.2	0	.1	2.0	4.7
Sweet pickles		2035-215	06/81	111.1	111.6	111.6	0	.5	(³)	4.1
Other finished pickled products		2035-233	06/81	108.3	108.4	108.4	0	0	2.1	3.9
Unfinished pickled products		2035-298	06/81	108.5	108.5	108.5	0	0	0	(³)
Meat sauces		2035-3	06/81	109.5	109.5	109.5	0	0	1.7	3.4
Prepared mustard		2035-311	06/81	111.6	111.6	111.6	0	0	4.8	10.2
Mayonnaise, salad dressings and sandwich spreads		2035-4	06/81	102.7	102.1	102.1	0	-.1	.2	1.7
Salad dressing		2035-411	06/81	105.5	105.3	105.3	0	-.2	2.0	5.7
Mayonnaise		2035-423	06/81	100.8	99.6	99.6	0	0	-1.1	-.7
Sandwich spread, refrigerated dressing and other spoon-type dressings		2035-429	06/81	100.0	100.0	100.0	0	0	0	0
French dressing		2035-431	06/81	100.2	100.2	100.2	0	0	.3	1.4
Cheese, low calorie and other pourable-type dressings		2035-439	06/81	103.1	102.4	102.4	0	-.2	.3	1.0
Secondary products		2035-S	06/81	104.7	105.9	105.9	0	1.1	2.2	4.6
Other secondary products		2035-SSS	06/81	105.3	106.5	106.5	0	1.2	2.4	5.2
Frozen fruits and vegetables	2037		06/81	106.4	106.7	107.1	.4	3.8	-.3	3.1
Primary production		2037-P	06/81	104.1	103.2	103.7	.5	.9	-.1	.2

See footnotes at end of table.

Table 4. Producer price indexes for the net output of selected industries and their products—Continued

Industry and product ¹	Industry code	Product code	Index base	Index			Percent change to May 1983 from —			
				Jan. 1983 ²	Apr. 1983 ²	May 1983 ²	Apr. 1983	Feb. 1983	Nov. 1982	May 1982
Frozen fruits and vegetables—Continued										
Frozen fruits, juices and ades		2037-1	06/81	94.1	93.0	93.6	0.6	0.8	-1.1	-2.6
Frozen blueberries		2037-163	06/81	114.2	113.0	115.1	1.9	5.0	5.0	12.9
Frozen orange juice		2037-179	06/81	89.9	88.5	89.4	1.1	.5	-1.7	-4.1
Frozen orange juice, over one gallon		2037-17901	06/81	92.7	87.8	87.9	.1	-1.2	-5.3	-4.4
Frozen orange juice, 16 oz. to one gallon		2037-17902	06/81	93.3	92.4	92.4	0	0	-1.0	(³)
Frozen orange juice, 10.1 to 13 oz		2037-17903	06/81	91.1	90.6	90.6	0	-3	-6	-2.1
Frozen orange juice, 4.1 to 7 oz		2037-17904	06/81	93.0	93.0	93.0	0	0	0	-6.0
Frozen grapefruit juice		2037-183	07/81	85.6	76.9	77.0	.1	-4.2	-12.0	(³)
Frozen grapefruit juice, 4.1 to 7 oz		2037-18301	07/81	82.3	68.7	68.7	0	-12.4	-22.5	(³)
Frozen grapefruit juice, all other sizes		2037-18302	07/81	86.1	78.3	78.4	.2	-2.8	-10.2	(³)
Frozen lemonade		2037-189	06/81	92.8	91.3	90.9	-.4	-.4	-2.0	(³)
Frozen lemonade, 10.1 to 13 oz		2037-18902	06/81	94.4	(³)	(³)	(³)	(³)	(³)	(³)
Frozen grape juice		2037-191	06/81	108.3	108.3	108.3	0	0	0	(³)
Frozen grape juice, 10.1 to 13 oz		2037-19102	06/81	110.4	110.4	110.4	0	0	0	(³)
Other frozen fruit and berry juice, concentrated		2037-195	06/81	100.6	100.4	100.2	-.2	-1.0	-1.2	.3
Citrus pulp		2037-197	06/81	73.8	77.9	79.3	1.7	4.5	-3.0	-4.5
Frozen vegetables		2037-2	06/81	111.9	111.1	111.5	.3	1.0	.6	2.1
Frozen green beans		2037-213	06/81	108.9	106.1	106.0	-.1	-3.0	-3.0	-.1
Frozen broccoli		2037-225	06/81	(³)	(³)	102.9	(³)	(³)	(³)	1.6
Frozen brussels sprouts		2037-231	06/81	115.6	114.6	114.6	0	-.9	-.9	.8
Frozen carrots		2037-233	06/81	117.4	117.4	(³)	(³)	(³)	(³)	(³)
Frozen cauliflower		2037-235	06/81	109.4	109.4	109.4	0	1.6	-1.4	1.0
Frozen green peas		2037-241	06/81	133.9	(³)	133.9	(³)	(³)	(³)	5.0
Frozen succotash		2037-243	06/81	113.8	117.5	117.5	0	(³)	3.2	(³)
Other frozen combinations		2037-246	06/81	111.5	110.0	112.8	2.6	3.6	(³)	2.7
Frozen french fried potatoes		2037-248	06/81	112.3	111.4	111.3	-.1	.1	.4	3.4
Frozen french fried potatoes, two lbs. and under		2037-24801	06/81	106.6	104.3	104.3	0	1.3	4.8	3.0
Frozen french fried potatoes, over two lbs.		2037-24802	06/81	113.5	112.8	112.7	-.1	-.1	-.4	3.5
Other frozen potato products		2037-249	06/81	105.5	105.2	105.9	.7	.5	-2.2	-1.6
Frozen sweet cut corn, yellow		2037-253	06/81	112.4	107.4	(³)	(³)	(³)	(³)	(³)
Frozen sweet cob corn, yellow		2037-255	06/81	114.8	112.5	112.1	-.3	(³)	-4.3	-3.8
Frozen southern greens		2037-261	06/81	115.0	115.2	115.2	0	-.2	(³)	(³)
Other frozen vegetables		2037-298	06/81	107.6	107.6	107.6	0	.4	1.4	1.4
Miscellaneous receipts		2037-M	06/81	150.3	166.1	166.1	0	36.7	-2.1	34.4
Secondary products		2037-S	06/81	95.1	95.7	95.8	.1	.8	.3	1.0
Canned fruits and vegetables		2033-S	06/81	89.7	91.0	91.1	-.2	1.8	.6	.9
All other secondary products		2037-SSS	06/81	102.0	102.0	102.0	0	(³)	0	1.8
Frozen specialties	2038		12/82	101.0	102.7	102.9	.2	1.2	(³)	(³)
Primary products	2038-P		12/82	101.2	103.4	103.7	.3	1.5	(³)	(³)
Frozen pies and other baked goods	2038-1		12/82	100.0	102.5	102.5	0	.6	(³)	(³)
Frozen pies	2038-111		12/82	100.1	104.3	104.3	.1	.1	(³)	(³)
Sweet yeast goods incl. yeast raised donuts, sweet rolls, etc.	2038-113		12/82	102.1	102.1	102.1	0	3.1	(³)	(³)
Soft cakes(pounds, layers, sheet, fruit, cheese, etc.)	2038-114		12/82	98.4	99.0	99.0	0	-1.0	(³)	(³)
Other frozen baked goods(waffles, cookies, pastries, etc.) excl. bread and rolls	2038-118		12/82	100.0	102.0	102.0	0	2.3	(³)	(³)
Frozen dinners, beef, pork, poultry pies and nationality foods	2038-2		12/82	102.7	104.5	105.3	.8	1.8	(³)	(³)
Frozen dinners	2038-225		12/82	108.3	109.4	109.4	0	1.3	(³)	(³)
Frozen pizza	2038-243		12/82	100.2	100.6	(³)	(³)	(³)	(³)	(³)
Frozen nationality food	2038-245		12/82	100.9	101.4	101.4	0	1.2	(³)	(³)
Other frozen specialties	2038-3		12/82	99.7	102.2	101.9	-.4	2.2	(³)	(³)
Frozen entrees	2038-313		12/82	99.5	104.5	103.8	-.7	4.3	(³)	(³)
Other frozen specialties	2038-318		12/82	100.0	100.0	100.0	0	0	(³)	(³)
Secondary products	2038-S		12/82	100.0	100.2	100.2	0	0	(³)	(³)
Other secondary products	2038-SSS		12/82	100.0	100.0	100.0	0	(³)	(³)	(³)
Prepared feeds, n.a.c.	2048		12/80	84.1	89.0	90.6	1.7	6.1	11.7	3.9
Primary products	2048-P		12/80	83.4	88.2	89.8	1.8	6.3	12.2	4.1
Poultry feeds, egg type, broiler and turkey	2048-1		12/80	77.2	83.6	86.2	3.0	8.5	17.6	4.8
Starter-grower, complete	2048-111		12/80	71.3	79.0	80.8	2.4	8.9	17.3	3.4
Layer-breeder, complete	2048-115		12/80	80.7	88.9	91.9	3.3	10.5	17.6	6.5
Broiler, complete	2048-116		12/80	75.5	80.5	83.7	4.0	8.2	20.0	5.4
Layer-breeder, supplements and concentrates	2048-117		12/80	91.3	(³)	91.7	(³)	-.8	3.5	.8
Turkey, complete	2048-118		12/80	77.6	87.0	87.5	.6	10.3	(³)	2.4
Dairy cattle feeds, complete	2048-2		12/80	81.4	85.6	87.2	1.9	6.8	11.7	3.6
Dairy cattle feed, supplements and concentrates	2048-3		12/80	84.7	88.1	88.3	.2	3.6	5.9	-.7
Swine feeds, complete	2048-4		12/80	86.7	94.5	95.7	1.2	9.5	13.7	6.4
Swine feed, supplements and concentrates	2048-5		12/80	89.8	93.4	93.9	.5	3.7	7.6	1.3
Beef cattle feeds, complete	2048-6		12/80	92.9	95.5	97.1	1.6	4.6	6.5	4.8
Beef cattle feed, supplements and concentrates	2048-7		12/80	89.2	91.0	90.5	-.5	.9	5.3	3.9
Other poultry and livestock feeds, including duck, geese, horse, mule, etc.	2048-8		12/80	94.6	97.2	99.1	1.9	4.8	9.0	2.8
Other poultry (duck, geese, etc.), supplements and concentrates	2048-815		12/80	(³)	(³)	(³)	(³)	(³)	(³)	(³)
Horse and mule, complete feed	2048-816		12/80	99.7	100.7	103.0	2.3	5.4	7.5	2.4
Other livestock (sheep, etc.), supplements and concentrates	2048-819		12/80	90.6	99.8	102.2	2.4	8.0	18.8	6.7
Other prepared animal feeds	2048-9		12/80	89.5	91.5	93.3	2.0	4.0	9.5	7.4
Grain, ground, rolled, pulverized, chopped, or crimped, excluding cornmeal	2048-911		12/80	72.1	(³)	81.5	(³)	(³)	17.6	11.7
Mineral mixture, including oyster shells, prepared for feed use	2048-922		12/80	107.3	108.3	105.7	-2.4	-1.5	.5	0

See footnotes at end of table.

Table 4. Producer price indexes for the net output of selected industries and their products—Continued

Industry and product ¹	Industry code	Product code	Index base	Index			Percent change to May 1983 from —			
				Jan. 1983 ²	Apr. 1983 ²	May 1983 ²	Apr. 1983	Feb. 1983	Nov. 1982	May 1982
Prepared feeds, n.e.c.—Continued										
Miscellaneous receipts		2048-M	12/80	89.4	97.3	98.9	1.6	7.7	12.9	5.8
Resales		2048-Z89	12/80	(³)	97.0	98.7	1.7	7.8	13.2	5.8
Secondary products		2048-S	12/80	94.7	97.2	96.4	-8	.6	1.3	-1.4
Dog, cat and other pet food		2047-S	12/80	91.0	97.0	95.5	-1.6	3.4	3.2	1.4
Other secondary products		2048-SSS	12/80	99.0	97.5	97.5	0	-2.5	-8	-4.4
Bread, cake, and related products										
Primary products	2051	2051-P	06/80	117.0	117.3	116.9	-3	-3	1.6	2.9
Bread		2051-1	06/80	116.7	117.2	117.3	.1	.1	2.2	3.7
White bread		2051-1A	06/80	116.1	116.5	116.7	.2	0	2.3	3.9
White pan bread		2051-111	06/80	115.6	116.1	116.4	.2	.2	2.6	3.9
White pan bread, Northeast		2051-11101	06/80	124.8	(³)	(³)	(³)	(³)	(³)	(³)
White pan bread, North Central		2051-11102	06/80	111.7	(³)	(³)	(³)	(³)	(³)	(³)
White pan bread, South		2051-11103	06/80	111.6	112.3	112.3	.1	(³)	1.5	3.4
White pan bread, West		2051-11104	06/80	116.0	116.1	116.1	0	(³)	1.5	2.0
White hearth bread		2051-113	06/80	121.4	121.4	121.4	0	-1.3	.6	3.5
Other bread		2051-1B	06/80	118.7	119.3	119.2	0	.5	1.7	3.2
Dark wheat bread		2051-115	06/80	120.3	120.9	120.8	-1	.5	1.7	3.1
Rye bread		2051-117	06/80	115.2	116.1	116.1	0	(³)	2.0	2.5
Other variety bread		2051-128	06/80	119.6	119.6	119.6	0	0	1.6	4.3
Bread type rolls, stuffing, and crumbs		2051-2	06/80	115.3	115.3	115.1	-1	-3	1.3	2.2
Bread type rolls		2051-23	06/80	115.7	115.7	115.5	-2	-3	1.3	2.3
Hamburger and weiner rolls		2051-233	06/80	114.8	114.8	114.6	-2	(³)	1.5	2.2
Brown and serve rolls		2051-235	06/80	(³)	109.7	109.7	0	(³)	(³)	.2
English muffins		2051-236	06/80	121.6	121.2	121.2	0	1.4	.5	2.6
Other bread type rolls		2051-239	06/80	119.4	119.8	119.8	0	.2	2.0	3.9
Bread stuffing, croutons, and bread crumbs		2051-241	06/80	111.2	111.2	111.2	0	(³)	1.3	1.3
Sweet yeast goods		2051-3	06/80	120.2	121.4	122.9	1.3	2.2	3.9	4.9
Yeast raised doughnuts		2051-313	06/80	114.2	117.1	117.1	0	2.5	3.3	3.7
Other sweet yeast goods		2051-398	06/80	122.0	122.3	124.6	1.8	2.0	4.2	5.5
Soft cakes		2051-4	06/80	116.9	117.4	117.0	-4	-2	1.5	3.9
Snack cakes		2051-413	06/80	117.0	(³)	(³)	(³)	(³)	(³)	(³)
Other soft cakes		2051-418	06/80	116.8	117.6	116.1	-1.2	-1.4	1.3	4.1
Pies		2051-5	06/80	115.9	120.7	120.7	0	4.1	6.4	6.2
Snack pies		2051-513	06/80	117.2	(³)	(³)	(³)	(³)	(³)	(³)
Cake type doughnuts		2051-7	06/80	118.6	118.9	119.0	.1	.2	1.2	6.0
Miscellaneous receipts		2051-M								
Resales of bread and related products		2051-Z75	06/80	118.6	117.2	114.4	-2.4	-3.5	-1.5	-.5
Resales of rolls, stuffing and crumbs		2051-Z7512	06/80	115.4	115.8	115.8	0	.3	1.6	(³)
Resales of sweet yeast goods		2051-Z7513	06/80	130.2	130.2	131.4	.9	.9	.9	.5
Resales of soft cakes		2051-Z7514	06/80	116.0	110.7	100.9	-8.9	(³)	-7.3	-8.6
Resales of cake type doughnuts		2051-Z7517	06/80	116.6	(³)	(³)	(³)	(³)	(³)	(³)
Secondary products		2051-S	06/80	111.9	112.5	112.5	0	.6	.6	1.0
Other secondary products		2051-SSS	06/80	112.9	112.9	112.9	0	(³)	0	0
Raw cane sugar mills										
Primary products	2061	2061-P	06/82	103.3	108.9	110.8	1.7	4.2	8.4	(³)
Raw cane sugar		2061-1	06/82	103.3	108.9	110.8	1.7	4.2	8.4	(³)
Byproducts and other products		2061-2	06/82	105.0	112.1	113.0	.9	3.0	8.9	(³)
Molasses and syrup		2061-265	06/82	92.4	88.4	96.3	8.8	13.7	(³)	(³)
Cane sugar refining										
Primary products	2062	2062-P	06/82	102.4	106.0	106.4	.4	1.9	4.3	(³)
Refined cane sugar		2062-1	06/82	102.4	106.0	106.4	.4	1.9	4.3	(³)
Granulated cane sugar		2062-1A	06/82	102.8	106.9	107.0	.1	1.9	4.9	(³)
Consumer units		2062-112	06/82	103.5	109.1	108.9	-2	2.3	5.6	(³)
Commercial units		2062-114	06/82	102.8	105.2	105.7	.4	2.0	3.7	(³)
Bulk shipments		2062-115	06/82	101.7	105.4	105.6	.2	1.2	5.0	(³)
Confectioners' powdered sugar		2062-13	06/82	104.3	103.9	104.1	.2	-1	(³)	(³)
Commercial units		2062-135	06/82	106.9	(³)	(³)	(³)	(³)	(³)	(³)
Liquid sugar or syrup		2062-15	06/82	102.0	105.3	106.5	1.1	2.4	4.2	(³)
Sucrose type		2062-153	06/82	103.5	109.1	111.4	2.1	4.5	8.8	(³)
Invert or partially invert type		2062-156	06/82	100.9	102.5	102.9	.3	.7	.8	(³)
Beet sugar processing										
Primary products	2063	2063-P	06/82	107.8	107.4	107.6	.2	-1.3	1.7	(³)
Beet sugar		2063-1	06/82	107.8	107.4	107.6	.2	-1.2	1.7	(³)
Granulated beet sugar		2063-1X	06/82	109.4	109.0	109.0	0	-1.5	2.4	(³)
Bulk shipments		2063-115	06/82	108.5	108.2	108.2	0	-1.5	2.6	(³)
Liquid sugar or syrup		2063-115	06/82	105.1	104.7	(³)	(³)	(³)	(³)	(³)
Invert or partially invert type		2063-155	06/82	115.4	113.6	113.6	0	-1.5	(³)	(³)
Other products and byproducts		2063-2	06/82	115.1	114.1	114.1	0	-9	(³)	(³)
Soybean oil mill products										
Primary products	2075	2075-P	12/79	84.4	93.3	94.1	.8	8.6	10.9	-1.9
Soybean oil		2075-1	12/79	83.8	90.6	90.6	0	7.3	8.3	-4.7
Crude soybean oil		2075-11	12/79	61.6	72.1	73.2	1.5	14.6	10.7	-4.9
Soybean oil, crude, degummed		2075-113	12/79	61.3	72.6	71.1	-2.1	13.9	11.0	-6.4
Soybean oil, crude, not degummed		2075-115	12/79	61.8	71.1	75.6	6.3	15.5	10.4	-3.0
Soybean cake, meal, and other byproducts		2075-2	12/79	96.2	100.7	100.2	-6	4.4	7.2	-4.6
Soybean byproducts, meal		2075-211	12/79	96.2	100.6	100.2	-5	4.5	7.2	-4.8
Miscellaneous receipts		2075-M	12/79	85.6	110.6	114.6	3.6	17.2	37.7	15.8

See footnotes at end of table.

Table 4. Producer price indexes for the net output of selected industries and their products—Continued

Industry and product ¹	Industry code	Product code	Index base	Index			Percent change to May 1983 from —			
				Jan. 1983 ²	Apr. 1983 ²	May 1983 ²	Apr. 1983	Feb. 1983	Nov. 1982	May 1982
Animal and marine fats and oils	2077		12/82	101.3	113.7	112.3	-1.2	6.2	(?)	(?)
Primary products		2077-P	12/82	101.6	115.1	113.3	-1.6	6.2	(?)	(?)
Grease and inedible tallow		2077-1	12/82	100.3	116.5	119.6	2.7	14.9	(?)	(?)
Inedible tallow, incl. inedible animal stearin		2077-111	12/82	100.2	115.6	118.6	2.6	14.8	(?)	(?)
Inedible beef tallow		2077-11111	12/82	99.5	113.4	117.3	3.5	14.7	(?)	(?)
Other inedible tallow and inedible animal stearin		2077-11113	12/82	101.6	120.5	121.6	.9	15.2	(?)	(?)
Grease, other than wool grease		2077-113	12/82	100.9	121.2	125.1	3.2	15.2	(?)	(?)
Feed and fertilizer by-products		2077-2	12/82	103.1	118.0	109.2	-7.4	-2.0	(?)	(?)
Meat/bone meal		2077-211	12/82	102.7	117.4	107.1	-8.8	-4.6	(?)	(?)
Meat meal and meat and bone meal		2077-21111	12/82	102.1	116.3	105.9	-9.0	-4.2	(?)	(?)
Dry rendered tankage		2077-212	12/82	102.0	115.5	109.7	-5.0	2.3	(?)	(?)
Feather meal		2077-237	12/82	101.8	113.3	111.5	-1.6	3.4	(?)	(?)
Animal and marine oil mill products, incl. foots		2077-3	12/82	101.2	101.8	105.0	3.1	4.1	(?)	(?)
Fish and marine animal oil		2077-361	12/82	(?)	(?)	(?)	(?)	(?)	(?)	(?)
Fish scrap and meal		2077-366	12/82	(?)	(?)	(?)	(?)	(?)	(?)	(?)
Shortening and cooking oils	2079		12/81	93.9	95.7	98.0	2.4	3.5	2.3	-2.2
Primary products		2079-P	12/81	94.0	95.3	97.9	2.7	3.2	2.1	-2.4
Shortening and cooking oils		2079-1	12/81	92.7	93.2	96.2	3.3	2.7	2.4	-3.5
Baking or frying fats (shortening), 100% vegetable oil		2079-113	12/81	92.7	98.4	99.4	1.1	4.2	4.9	-2.5
Commercial sizes, over 3 lbs.		2079-11303	12/81	89.9	98.0	99.5	1.5	6.0	7.0	-3.2
Baking or frying fats (shortening), 100% animal fats or blends of vegetable and animal fats		2079-115	12/81	90.2	91.4	92.1	.8	1.2	-8	-11.0
Commercial sizes, over 3 lbs.		2079-11507	12/81	88.8	(?)	(?)	(?)	(?)	(?)	(?)
All other salad or cooking oils		2079-159	12/81	95.0	100.5	101.5	1.0	6.5	7.1	3.8
All other fully refined oils		2079-198	12/81	92.1	94.4	96.0	1.7	5.4	2.3	-3.3
Margarine		2079-2	12/81	97.6	100.7	102.0	1.3	4.3	1.5	.3
Secondary products		2079-S	12/81	95.5	98.2	98.2	0	3.1	2.5	-6
Malt beverages	2082		06/82	99.8	104.3	105.0	.7	2.3	5.5	(?)
Primary products		2082-P	06/82	99.8	104.3	105.0	.7	2.3	5.5	(?)
Canned beer		2082-1	06/82	100.4	105.0	106.3	1.2	2.8	6.0	(?)
Light beer in cans		2082-111	06/82	101.0	102.0	104.7	2.6	3.7	3.7	(?)
Regular beer in cans		2082-112	06/82	100.3	(?)	106.5	(?)	(?)	6.3	(?)
Bottled beer		2082-2	06/82	98.5	104.5	104.9	.4	2.9	5.8	(?)
Returnable bottles		2082-211	06/82	100.0	103.1	103.3	.1	-9	3.3	(?)
Regular beer in returnable bottles		2082-21112	06/82	100.0	103.1	103.3	.1	-9	3.3	(?)
Nonreturnable bottles		2082-221	06/82	96.9	105.8	106.5	.7	6.9	8.4	(?)
Light beer in nonreturnable bottles		2082-22111	06/82	100.0	108.0	108.0	.1	8.0	8.0	(?)
Regular beer in nonreturnable bottles		2082-22112	06/82	96.5	105.5	106.3	.8	6.8	8.5	(?)
Barrels and kegs		2082-3	06/82	99.8	99.8	98.6	-1.3	-1.4	-1.2	(?)
Regular beer in barrels and kegs		2082-312	06/82	99.8	99.8	98.6	-1.3	-1.4	-1.2	(?)
Other fermented malt beverages and byproducts		2082-4	06/82	100.7	102.3	101.3	-1.0	-1.1	5.5	(?)
Malt liquor		2082-411	06/82	97.7	102.3	102.3	0	2.3	2.3	(?)
Ale		2082-421	06/82	101.1	(?)	101.6	(?)	-1	.7	(?)
Porter, stout and other malt beverages		2082-431	06/82	100.0	(?)	(?)	(?)	(?)	(?)	(?)
Soft drinks	2086		06/81	106.6	107.0	107.1	0	.4	1.7	2.8
Primary products		2086-P	06/81	107.1	107.5	107.6	.1	.5	1.8	3.1
Carbonated soft drinks		2086-3	06/81	107.2	107.7	107.9	.2	.6	2.0	3.4
Cola, excluding diet cola		2086-301	06/81	106.3	106.7	106.9	.2	.5	2.7	4.4
Cola, bottled, excluding diet cola		2086-30101	06/81	107.1	108.5	108.8	.3	1.0	1.8	2.8
Cola, excluding diet, returnable bottles		2086-30111	06/81	109.7	110.6	110.8	.2	.9	1.2	3.1
Cola, excluding diet, nonreturnable bottles		2086-30112	06/81	102.2	104.5	(?)	(?)	(?)	(?)	(?)
Cola, excluding diet, cans (returnable and nonreturnable)		2086-30121	06/81	105.6	104.8	104.8	0	.3	5.1	8.2
Cola, excluding diet, bulk		2086-30131	06/81	103.6	101.6	101.6	0	-1.9	-1.6	-1.0
Other carbonated drinks, including diet cola		2086-302	06/81	108.2	108.7	108.9	.1	.7	1.3	2.5
Carbonated orange soda		2086-30202	06/81	104.7	105.4	105.3	-.1	.3	1.2	2.3
Carbonated lemon, lime and lemon-lime combinations		2086-30203	06/81	106.7	107.4	107.9	.5	1.1	2.3	3.6
Root beer and sarsaparilla		2086-30204	06/81	108.4	106.5	106.5	0	-1.7	-4	1.4
Ginger ale		2086-30205	06/81	108.7	108.7	(?)	(?)	(?)	(?)	(?)
Carbonated grape soda		2086-30206	06/81	103.1	103.1	103.1	0	0	1.1	1.1
Club soda		2086-30207	06/81	116.4	116.4	116.4	0	0	0	(?)
Other carbonated nondiet flavors		2086-30209	06/81	107.5	109.3	109.6	.2	1.7	2.3	2.1
Diet cola		2086-30211	06/81	109.9	111.1	109.8	-1.2	1.2	.4	3.5
Other carbonated diet flavors		2086-30219	06/81	111.4	110.3	111.6	1.2	-1	.6	1.9
Noncarbonated soft drinks		2086-5	06/81	105.3	104.2	102.2	-1.9	-2.9	-2.9	-3.0
Other noncarbonated fruit drinks and ades		2086-509	06/81	107.0	105.6	102.9	-2.6	-3.8	-3.8	-3.9
Miscellaneous receipts		2086-M	06/81	103.9	104.4	104.6	.3	.4	1.9	2.1
Resales		2086-Z89	06/81	104.2	104.7	105.0	.3	.4	2.1	2.3
Secondary products		2086-S	06/81	108.1	108.1	103.5	-4.3	-4.3	-4.3	-3.0
Fresh or frozen packaged fish	2092		12/82	100.4	100.8	100.3	-.5	-.6	(?)	(?)
Primary products		2092-P	12/82	100.4	100.8	100.2	-.5	-.7	(?)	(?)
Fresh packaged fish and other seafood		2092-2	12/82	99.3	104.8	101.2	-3.4	-1.2	(?)	(?)
Fresh packaged fish, excluding shellfish		2092-213	12/82	98.6	109.2	100.0	-8.5	-5.7	(?)	(?)
Other fresh packaged fish		2092-21398	12/82	98.6	109.2	100.0	-8.5	-5.7	(?)	(?)
Oysters		2092-224	12/82	100.0	99.5	99.5	0	.3	(?)	(?)
Shucked oysters, standards		2092-22401	12/82	100.0	99.6	99.6	0	0	(?)	(?)
Other oysters		2092-22498	12/82	100.0	99.5	99.5	0	.6	(?)	(?)
Clams		2092-225	12/82	(?)	(?)	(?)	(?)	(?)	(?)	(?)
Other packaged shellfish		2092-226	12/82	97.6	103.9	(?)	(?)	(?)	(?)	(?)

See footnotes at end of table.

Table 4. Producer price indexes for the net output of selected industries and their products—Continued

Industry and product ¹	Industry code	Product code	Index base	Index			Percent change to May 1983 from —			
				Jan. 1983 ²	Apr. 1983 ²	May 1983 ²	Apr. 1983	Feb. 1983	Nov. 1982	May 1982
Fresh or frozen packaged fish—Continued										
Frozen packaged fish, excluding shellfish		2092-3	12/82	98.5	98.9	97.7	-1.2	0.2	(³)	(³)
Groundfish, fillets and steaks		2092-321	12/82	99.8	100.6	100.6	0	.8	(³)	(³)
Cod fillets		2092-32101	12/82	(³)	(³)	(³)	(³)	(³)	(³)	(³)
Other groundfish, fillets and steaks		2092-32198	12/82	99.8	99.0	99.0	0	(³)	(³)	(³)
Groundfish, sticks and portions		2092-322	12/82	100.0	100.7	97.9	-2.8	.2	(³)	(³)
Cod portions		2092-32202	12/82	100.0	102.3	102.3	0	.5	(³)	(³)
Other groundfish, sticks and portions		2092-32298	12/82	(³)	(³)	101.2	(³)	-.1	(³)	(³)
Other frozen packaged fish		2092-329	12/82	98.8	97.5	99.0	1.5	(³)	(³)	(³)
Frozen packaged shellfish and other seafood, including soup		2092-4	12/82	102.4	100.2	101.7	1.5	-1.0	(³)	(³)
Shrimp, breaded		2092-424	12/82	100.8	93.3	93.3	0	-7.2	(³)	(³)
Crab meat, Dungeness		2092-432	12/82	(³)	115.1	113.8	-1.2	(³)	(³)	(³)
Crab, king, sections		2092-434	12/82	100.0	97.3	97.3	0	(³)	(³)	(³)
Other frozen packaged shellfish		2092-436	12/82	98.6	98.6	108.3	9.8	9.8	(³)	(³)
Miscellaneous receipts		2092-M	12/82	99.5	98.7	99.3	.6	.6	(³)	(³)
Contract work and other miscellaneous receipts		2092-XY9	12/82	(³)	(³)	(³)	(³)	(³)	(³)	(³)
Secondary products		2092-S	12/82	102.2	104.8	104.8	0	2.6	(³)	(³)
Coffee	2095		06/81	104.7	104.2	104.2	0	-.1	0.9	0.3
Primary products		2095-P	06/81	104.5	104.1	104.1	0	-.1	.9	.1
Whole bean and ground roasted coffee		2095-1	06/81	102.9	101.5	101.5	0	-.6	-.3	-1.7
Ground, roasted coffee		2095-116	06/81	102.6	101.2	101.1	0	-.7	-.3	-1.3
Concentrated (instant) coffee		2095-2	06/81	108.4	110.1	110.1	0	1.0	3.7	4.3
Miscellaneous receipts		2095-M	06/81	99.6	99.6	99.6	0	0	.1	1.3
Resales		2095-Z89	06/81	99.3	99.3	99.3	0	0	0	1.0
Secondary products		2095-SSS	06/81	107.5	107.5	107.5	0	0	0	2.9
Cigarettes	2111		12/82	91.3	90.1	90.1	0	4.5	(³)	(³)
Primary products		2111-P	12/82	91.3	90.1	90.1	0	4.5	(³)	(³)
Filter tip		2111-1	12/82	90.0	88.6	88.6	0	5.2	(³)	(³)
King size, 80 to 95 mm long		2111-116	12/82	87.4	87.4	87.4	0	14.7	(³)	(³)
Super king and long size, greater than 95 mm long		2111-118	12/82	94.6	90.7	90.7	0	-8.2	(³)	(³)
Cigars	2121		12/82	100.1	101.1	101.1	0	.7	(³)	(³)
Primary products		2121-P	12/82	100.1	101.1	101.1	0	.7	(³)	(³)
Cigars and cigarillos (weighing more than 3 pounds per 1,000 cigars)		2121-3	12/82	100.1	101.1	101.1	.0	.7	(³)	(³)
Low priced (revenue class A through C)		2121-311	12/82	(³)	100.0	100.0	0	0	(³)	(³)
Popular priced (revenue class D and E)		2121-313	12/82	100.0	(³)	(³)	(³)	(³)	(³)	(³)
Medium priced (revenue class F and G)		2121-315	12/82	100.4	102.2	102.2	0	0	(³)	(³)
High priced (revenue class H)		2121-317	12/82	100.0	102.3	102.3	0	2.4	(³)	(³)
Chewing and smoking tobacco and snuff	2131		12/82	100.3	103.2	103.2	0	1.9	(³)	(³)
Primary products		2131-P	12/82	100.0	103.5	103.5	0	2.3	(³)	(³)
Smoking tobacco		2131-111	12/82	(³)	103.9	103.9	0	0	(³)	(³)
Loose leaf chewing tobacco		2131-113	12/82	(³)	101.3	101.3	0	(³)	(³)	(³)
Chewing tobacco other than loose leaf, including fine cut, plug, and twist		2131-115	12/82	(³)	105.0	105.0	0	(³)	(³)	(³)
Snuff, dry and moist		2131-117	12/82	(³)	103.8	103.8	0	3.8	(³)	(³)
Cotton broadwoven fabrics	2211		12/80	97.9	99.8	99.3	-.5	.7	1.3	-1.3
Primary products		2211-P	12/80	96.2	98.5	97.8	-.7	.8	1.5	-.4
Cotton broadwoven fabrics, gray		2211-A	12/80	93.7	96.4	95.9	-.5	1.7	2.6	-.3
Cotton duck and allied fabrics, including combed duck		2211-1	12/80	99.5	106.0	106.0	0	6.6	6.6	0
Cotton sheeting and allied coarse and medium yarn fabrics		2211-2	12/80	95.7	96.2	95.9	-.3	-1.4	-1.2	-3.9
Osnaburgs		2211-215	12/80	94.9	94.9	94.9	0	0	-.7	-3.0
Sheetings		2211-225	12/80	(³)	(³)	95.5	(³)	(³)	(³)	-7.3
Drills		2211-235	12/80	96.9	(³)	93.4	(³)	-3.6	-2.8	-7.5
Sateens		2211-255	12/80	89.4	85.6	90.0	5.2	.5	.7	-1.4
Cotton print cloth yarn fabrics		2211-3	12/80	92.1	95.2	92.0	-3.4	-2.5	-.8	-9.4
Plain print cloths		2211-315	12/80	83.9	87.1	86.3	-1.0	.2	.9	-14.7
Other woven cotton gray fabrics and specialties		2211-6	12/80	90.7	95.5	95.8	.3	5.5	8.6	3.0
Corduroys		2211-615	12/80	79.4	86.1	86.4	.4	8.5	13.1	2.9
Others, except corduroys		2211-625	12/80	(³)	(³)	(³)	(³)	(³)	(³)	(³)
Cotton broadwoven fabrics, finished		2211-B								
Finished cotton broadwoven fabrics, excluding commission finishing		2211-7	12/80	97.5	98.3	96.5	-1.8	-2.0	-3.0	-1.7
Plain dyed and finished broadwoven fabrics		2211-731	12/80	97.3	98.6	94.6	-4.1	-4.3	-4.4	-1.9
Dyed corduroys		2211-73115	12/80	80.1	(³)	(³)	(³)	(³)	(³)	(³)
Denims		2211-73116	12/80	88.6	92.5	93.2	.8	.9	2.8	.2
Other finished cotton fabrics		2211-761	12/80	97.8	97.2	97.5	.3	-.3	-3.1	-4.8
Cotton broadwoven fabrics, finished products		2211-C	12/80	109.4	111.1	111.1	0	0	1.5	1.0
Towels and washcloths made from cotton broadwoven fabrics		2211-9	12/80	109.4	111.1	111.1	0	0	1.5	1.0
Other fabricated textile products, n.e.c.		2211-H	12/80	111.9	111.9	111.9	0	0	0	0
Secondary products		2211-S	12/80	105.4	105.9	105.9	0	0	.5	-5.6
Man-made fiber and silk broadwoven fabrics		2221-S	12/80	105.7	105.6	105.7	.1	0	.7	-.2
Synthetic fiber and silk broad wovens	2221		06/81	99.1	99.0	99.6	.6	.6	1.1	-1.4
Primary products		2221-P	06/81	99.2	98.9	99.7	.8	.7	.8	-1.8
Gray goods		2221-1	06/81	97.6	97.8	98.8	1.0	1.4	1.6	-1.2
100% filament yarn fabrics		2221-12	06/81	91.3	91.2	93.6	2.6	2.4	.5	-6.0
Fabrics except chiefly rayon and/or acetate		2221-122	06/81	90.5	90.3	93.3	3.3	3.0	1.6	-6.6

See footnotes at end of table.

Table 4. Producer price indexes for the net output of selected industries and their products—Continued

Industry and product ¹	Industry code	Product code	Index base	Index			Percent change to May 1983 from —			
				Jan. 1983 ²	Apr. 1983 ²	May 1983 ²	Apr. 1983	Feb. 1983	Nov. 1982	May 1982
Synthetic fiber and silk broad wovens—Continued										
100% nylon		2221-1223	06/81	97.7	100.6	102.6	2.0	4.7	2.6	1.9
Taffetas		2221-12233	06/81	(?)	99.9	102.3	2.4	(?)	4.5	2.5
100% spun yarn fabrics		2221-13	06/81	102.1	102.5	102.6	.1	.9	2.3	1.6
Polyester/cotton blends		2221-132	06/81	101.8	102.4	102.4	0	1.0	2.7	1.9
Bed sheetings		2221-13261	06/81	111.0	111.5	111.5	0	.4	3.9	5.9
Broadcloths		2221-13262	06/81	101.6	101.9	102.1	.2	4.9	7.0	8.0
Twills		2221-13263	06/81	94.8	95.9	95.9	0	1.1	.9	(?)
Plain print cloths		2221-13264	06/81	86.3	86.5	87.5	1.1	.7	1.0	-8.6
Other weaves		2221-13269	06/81	(?)	(?)	(?)	(?)	(?)	(?)	(?)
Spun yarn fabrics, except chiefly cellulosic and polyester/cotton blends		2221-133	06/81	103.2	103.0	103.5	.6	.4	.6	.5
Polyester/ rayon blends		2221-13372	06/81	100.8	99.9	101.9	2.0	1.4	2.3	.5
Specialty fabrics		2221-15	06/81	90.6	90.6	90.8	.1	.9	1.0	-.5
Specialty fabrics		2221-151	06/81	90.6	90.6	90.8	.1	(?)	1.0	-.5
Finished fabrics		2221-2	06/81	102.4	102.9	101.6	-1.3	-1.3	-2.1	-3.0
Plain dyed and finished fabrics		2221-282	06/81	100.5	101.2	100.9	-.3	-.4	-1.8	-3.2
Chiefly rayon and/or acetate		2221-28211	06/81	108.8	112.8	112.8	0	0	-.3	(?)
Polyester/cotton blends		2221-28212	06/81	97.6	98.5	96.6	-1.9	-.2	-3.2	(?)
Other fibers		2221-28213	06/81	99.7	97.8	99.8	2.0	-1.0	-.7	-.7
Finished but not bleached, dyed or printed fabrics		2221-284	06/81	103.1	104.0	104.6	.5	.9	1.1	-.2
Secondary products		2221-S	06/81	98.7	99.4	99.1	-.3	.2	2.4	.8
Knit underwear and nightwear										
Primary products	2254	2254-P	06/82	103.1	103.7	103.7	0	.4	2.6	(?)
Men's and boys' knit underwear		2254-A	06/82	103.3	103.7	103.7	0	.1	2.8	(?)
Men's and boys' undershirts, except thermal		2254-1	06/82	103.8	103.8	103.8	0	.3	3.8	(?)
Undershirts, except athletic types		2254-122	06/82	103.8	103.8	103.8	0	.3	3.8	(?)
100% cotton and all other cotton blends		2254-12228	06/82	108.2	108.2	108.2	0	.6	8.2	(?)
Men's and boys' thermal underwear and union suits		2254-5	06/82	101.0	102.9	102.9	0	0	1.9	(?)
Women's and children's underwear and nightwear		2254-C	06/82	104.3	104.4	104.4	0	0	1.4	(?)
Women's and children's underwear		2254-2	06/82	103.0	103.0	103.0	0	-.1	3.1	(?)
Women's underwear		2254-21	06/82	103.1	103.2	103.2	0	0	3.3	(?)
Other underwear		2254-214	06/82	99.8	(?)	(?)	(?)	(?)	(?)	(?)
Girls', children's and infants' underwear		2254-22	06/82	102.5	102.2	102.2	.0	-.3	2.2	(?)
Other underwear		2254-226	06/82	102.5	101.7	101.7	0	-.7	1.7	(?)
Women's and children's nightwear		2254-3	06/82	105.3	105.5	105.5	0	0	(?)	(?)
Girls', children's and infants' nightwear		2254-32	06/82	105.3	106.1	105.9	-.1	-.1	(?)	(?)
Pajamas		2254-326	06/82	109.8	(?)	109.9	(?)	-.3	(?)	(?)
Secondary products		2254-S	06/82	101.7	103.9	103.9	0	1.7	3.5	(?)
Circular knit fabrics										
Primary products	2257	2257-P	06/81	96.4	96.7	96.8	.1	.6	-.7	-2.7
Gray fabrics		2257-1	06/81	96.0	96.2	96.2	0	.2	-6.7	-6.4
Finished underwear and nightwear fabrics		2257-2	06/81	98.0	98.0	98.0	0	0	0	(?)
Finished underwear and nightwear fabrics		2257-211	06/81	98.0	(?)	(?)	(?)	(?)	(?)	(?)
Finished high pile fabrics		2257-4	06/81	96.4	94.4	94.3	-.2	-1.4	-1.6	(?)
Finished high pile fabrics		2257-411	06/81	96.4	94.4	94.3	-.2	-1.4	-1.6	(?)
Finished single knit outerwear fabrics		2257-5	06/81	98.6	98.3	98.7	.4	.4	-.9	-1.1
100% spun yarn		2257-512	06/81	97.5	97.1	97.7	.7	.7	-1.2	-1.2
100% cotton		2257-51231	06/81	99.6	99.1	100.0	.9	.4	.4	.4
Other 100% spun yarn		2257-51232	06/81	95.8	(?)	(?)	(?)	(?)	(?)	(?)
Finished double knit outerwear fabrics		2257-7	06/81	92.7	93.9	94.0	.1	1.4	-.9	-5.4
100% filament yarn		2257-711	06/81	88.7	90.4	90.7	.4	2.3	-1.0	-7.5
Interlock and eightlock fabrics		2257-71141	06/81	94.7	95.4	95.3	-.1	-1.3	-1.4	-8.8
100% spun yarn		2257-712	06/81	101.2	101.2	100.4	-.8	-.8	-.8	-1.1
Interlock and eightlock fabrics		2257-71232	06/81	100.6	(?)	(?)	(?)	(?)	(?)	(?)
Contract work on knitting, dyeing, or finishing circular knit fabrics		2257-9	06/81	100.6	100.6	100.2	-.4	-.2	-.9	.5
Secondary products		2257-S	06/81	101.5	102.3	102.3	0	.7	.7	(?)
Warp knit fabrics										
Primary products	2258	2258-P	06/81	98.2	98.6	98.6	0	.5	.4	-1.4
Gray goods		2258-1	06/81	100.3	101.1	101.2	.1	1.4	(?)	(?)
Gray goods		2258-101	06/81	100.3	101.1	(?)	(?)	(?)	(?)	(?)
Finished underwear and nightwear fabrics		2258-2	06/81	97.7	98.0	98.0	0	.3	.3	-1.1
Tricot, simplex, and milanese fabrics		2258-222	06/81	96.6	96.9	96.9	0	.3	.3	-1.5
Chiefly nylon		2258-22202	06/81	97.7	98.2	98.2	0	.5	.5	(?)
Finished outerwear fabrics		2258-3	06/81	95.6	95.6	95.6	0	0	0	-5.1
Other finished warp knit fabrics		2258-4	06/81	(?)	101.5	101.5	0	(?)	(?)	(?)
Others		2258-439	09/81	(?)	109.6	109.6	0	(?)	(?)	(?)
Contract work: knitting, dyeing, or finishing of warp knit fabrics		2258-9	06/81	100.6	100.8	100.8	.1	.1	0	-1.5
Tufted carpets and rugs										
Primary products	2272	2272-P	12/79	120.4	120.2	120.1	-.1	-.1	.1	0
Bathmats and sets and rugs 6 x 9 or less		2272-1	12/79	129.1	131.3	131.3	0	1.7	1.7	2.3
Tufted broadloom		2272-3	12/79	119.2	118.8	118.7	-.1	-.2	0	-.3
Tufted broadloom - nylon		2272-30301	12/79	121.2	120.8	120.7	-.1	-.3	-.2	-.2
Tufted broadloom - polyester		2272-30303	12/79	110.3	109.7	109.8	.1	.1	1.2	-2.4
Tufted broadloom - other fibers and blends		2272-30309	12/79	(?)	120.9	120.9	0	(?)	0	(?)

See footnotes at end of table.

Table 4. Producer price indexes for the net output of selected industries and their products—Continued

Industry and product ¹	Industry code	Product code	Index base	Index			Percent change to May 1983 from —			
				Jan. 1983 ²	Apr. 1983 ²	May 1983 ²	Apr. 1983	Feb. 1983	Nov. 1982	May 1982
Spun yarn, except wool	2281		12/82	99.8	100.3	100.4	0.2	0.6	(?)	(?)
Primary products		2281-P	12/82	99.7	100.2	100.1	-1	.4	(?)	(?)
Carded cotton yarns		2281-1	12/82	98.7	98.9	98.8	-1	.4	(?)	(?)
Gray carded cotton yarns		2281-113	12/82	98.7	98.9	98.8	-1	.4	(?)	(?)
1 - 20 count		2281-1131	12/82	99.8	99.5	99.3	-2	0	(?)	(?)
21 count and over		2281-1133	12/82	96.9	97.9	97.9	0	1.1	(?)	(?)
Combed cotton yarns		2281-2	12/82	100.1	101.4	101.6	.2	1.8	(?)	(?)
Gray combed cotton yarns		2281-213	12/82	100.1	101.4	101.6	.2	1.8	(?)	(?)
1 - 25 count		2281-2131	12/82	99.8	99.9	100.3	.4	.9	(?)	(?)
26 count and over		2281-2133	12/82	100.3	102.1	102.3	.1	2.3	(?)	(?)
Rayon and/or acetate spun yarns		2281-3	12/82	100.5	100.7	100.5	-1	.1	(?)	(?)
Gray rayon and/or acetate spun yarns		2281-313	12/82	100.5	100.7	100.5	-1	.1	(?)	(?)
Spun noncellulosic fiber and silk yarns		2281-4	12/82	99.9	100.2	100.2	-1	.2	(?)	(?)
Spun chiefly polyester yarns		2281-41	12/82	100.0	101.3	101.8	.5	1.9	(?)	(?)
Gray spun chiefly polyester yarns		2281-413	12/82	100.0	101.9	102.0	0	2.1	(?)	(?)
100% spun polyester		2281-4133	12/82	99.8	99.8	99.9	.2	0	(?)	(?)
Blends, chiefly polyester		2281-4135	12/82	100.1	102.5	102.5	0	2.5	(?)	(?)
50-50 polyester/cotton blend		2281-41351	12/82	100.2	102.7	102.7	0	2.7	(?)	(?)
Other blends		2281-41353	12/82	99.5	101.2	101.2	0	1.5	(?)	(?)
Spun noncellulosic fiber and silk yarns, excluding polyester		2281-42	12/82	99.8	99.7	99.3	-4	-7	(?)	(?)
Gray spun noncellulosic fiber and silk yarns, excluding polyester		2281-423	12/82	100.0	99.8	99.3	-5	-1.0	(?)	(?)
100% acrylic		2281-4231	12/82	100.0	99.1	(?)	(?)	(?)	(?)	(?)
100% nylon		2281-4233	12/82	100.1	100.1	99.2	-9	-1.5	(?)	(?)
Other spun noncellulosic fiber and silk yarns, including blends		2281-4235	12/82	100.0	100.1	100.1	0	.2	(?)	(?)
Finished spun noncellulosic fiber and silk yarns, excluding polyester		2281-427	12/82	99.3	99.6	99.2	-3	0	(?)	(?)
Secondary products		2281-S	12/82	100.3	101.4	102.1	.7	1.3	(?)	(?)
Texturing, throwing, and winding mill products: cotton, manmade fibers and silk	2282		12/82	99.1	99.0	101.9	2.9	3.4	(?)	(?)
Primary products		2282-P	12/82	99.0	99.0	102.1	3.2	3.8	(?)	(?)
Rewound, plied, and novelty yarns, other than wool (not spun or thrown at same est.)		2282-2	12/82	99.1	98.6	98.6	0	0	(?)	(?)
Rewound, plied, and novelty yarns, other than wool (not spun or thrown at same est.)		2282-211	12/82	99.1	98.6	98.6	0	0	(?)	(?)
Thrown filament yarns, except textured		2282-3	12/82	100.4	100.0	100.0	0	0	(?)	(?)
Textured, bulked, or crimped filament yarn (made from purchased yarn)		2282-5	12/82	98.8	99.1	103.0	4.0	5.0	(?)	(?)
Nylon		2282-515	12/82	99.8	98.5	98.4	0	0	(?)	(?)
Nylon (60 - 89 denier)		2282-51513	12/82	98.7	96.7	96.1	-6	.1	(?)	(?)
Nylon (90 - 210 denier)		2282-51514	12/82	97.5	96.8	96.8	0	0	(?)	(?)
Polyester		2282-551	12/82	97.6	99.9	109.3	9.4	11.9	(?)	(?)
Polyester (56 - 89 denier)		2282-55121	12/82	(?)	100.0	112.4	12.4	(?)	(?)	(?)
Polyester (145 - 179 denier)		2282-55123	12/82	97.5	100.4	110.5	10.1	13.2	(?)	(?)
Commission texturing, throwing, plying, etc. of filament yarns		2282-9	12/82	99.8	96.0	96.0	0	-3.8	(?)	(?)
Commission texturing or throwing of filament yarns		2282-911	12/82	99.8	94.3	94.3	0	-5.4	(?)	(?)
Wool yarn	2283		12/82	100.0	99.9	99.9	0	-1	(?)	(?)
Primary products		2283-P	12/82	100.0	99.9	99.9	0	-1	(?)	(?)
Machine knitting yarns		2283-2	12/82	100.0	99.1	99.3	.2	-7	(?)	(?)
Woolen system		2283-234	12/82	100.0	99.5	99.8	.3	-2	(?)	(?)
Sweater yarns		2283-23451	12/82	100.0	99.5	99.8	.3	-2	(?)	(?)
Worsted system		2283-235	12/82	100.0	98.5	98.5	0	-1.5	(?)	(?)
Carpet and rug yarns		2283-3	12/82	100.0	99.8	99.8	0	-2	(?)	(?)
100% wool		2283-369	12/82	100.0	99.7	99.7	0	-3	(?)	(?)
Men's and boys' suits and coats	2311		12/80	111.8	112.0	112.1	0	.2	0.9	3.2
Primary products		2311-P	12/80	111.4	111.8	112.0	.1	.5	1.0	3.4
Men's suits		2311-1	12/80	110.4	110.7	110.7	0	.3	.7	2.5
Business suits		2311-11	12/80	110.2	110.5	110.5	0	.3	.7	2.1
Regular weight business suits		2311-113	12/80	110.1	110.0	110.0	0	0	.8	1.6
All wool		2311-11341	12/80	(?)	(?)	(?)	(?)	(?)	(?)	(?)
Wool blends		2311-11342	12/80	114.9	114.1	114.1	0	-7	2.4	2.2
Fabrics except all wool or wool blends		2311-11344	12/80	106.3	(?)	(?)	(?)	(?)	(?)	(?)
Light weight business suits		2311-117	12/80	110.6	111.6	111.6	0	1.0	.5	3.5
Fabrics except all wool or wool blends		2311-11744	12/80	112.0	112.0	112.0	0	0	(?)	4.0
All wool or wool blends		2311-11747	12/80	109.3	111.3	(?)	(?)	(?)	(?)	(?)
Men's tailored dress and sport coats and jackets		2311-3	12/80	112.2	112.4	112.5	0	.2	1.6	4.7
Business type dress and sport coats and jackets		2311-321	12/80	111.1	111.4	111.5	0	.3	2.0	5.0
All wool		2311-32141	12/80	(?)	(?)	(?)	(?)	(?)	(?)	(?)
Wool blends		2311-32142	12/80	109.3	110.6	(?)	(?)	(?)	(?)	(?)
Fabrics except wool and cotton		2311-32144	12/80	111.0	111.4	111.5	.1	(?)	3.5	3.5
Receipts for contract work on men's and boys' suits and coats		2311-9	12/80	111.3	113.1	113.8	.7	2.3	2.3	3.0
Secondary products		2311-S	12/80	114.9	115.4	115.4	0	.5	1.3	1.4
Other secondary products		2311-SSS	12/80	116.9	(?)	(?)	(?)	(?)	(?)	(?)
Men's and boys' separate trousers		2327-S	12/80	113.2	114.2	(?)	(?)	(?)	(?)	(?)
Men's and boys' underwear	2322		06/82	98.2	99.4	99.8	.4	.3	-5	(?)
Primary products		2322-P	06/82	97.4	99.3	99.8	.5	.4	-9	(?)
Men's and boys' knit underwear		2322-A	06/82	97.7	100.3	101.0	.7	.7	0	(?)

See footnotes at end of table.

Table 4. Producer price indexes for the net output of selected industries and their products—Continued

Industry and product ¹	Industry code	Product code	Index base	Index			Percent change to May 1983 from —			
				Jan. 1983 ²	Apr. 1983 ²	May 1983 ²	Apr. 1983	Feb. 1983	Nov. 1982	May 1982
Men's and boys' underwear—Continued										
Knit undershirts, except thermal		2322-1	06/82	100.0	100.0	100.7	0.7	0.7	1.8	(9)
Undershirts, except athletic type		2322-122	06/82	100.0	100.0	100.0	0	0	1.2	(9)
Cotton/polyester blended fabric		2322-12226	06/82	100.0	(9)	(9)	(9)	(9)	(9)	(9)
Knit shorts and briefs, except thermal		2322-4	06/82	100.3	100.3	101.0	.7	.7	.7	(9)
Cotton/polyester blended fabric		2322-466	06/82	100.5	(9)	(9)	(9)	(9)	(9)	(9)
Men's and boys' woven underwear		2322-2	06/82	96.8	(9)	(9)	(9)	(9)	(9)	(9)
Cotton/polyester blended fabric		2322-213	06/82	95.0	(9)	(9)	(9)	(9)	(9)	(9)
Miscellaneous receipts		2322-M	06/82	100.3	99.6	99.8	.2	-.5	1.1	(9)
Contract work and other miscellaneous receipts		2322-XY9	06/82	100.3	99.6	99.6	0	-.8	1.0	(9)
Men's and boys' separate trousers	2327		12/81	104.3	103.7	102.8	-.8	-1.6	-.4	-1.8
Primary products		2327-P	12/81	103.2	102.8	102.0	-.8	-1.2	-.2	-1.5
Men's and boys' dress and sport trousers and dress shorts		2327-1	12/81	104.0	103.0	102.0	-1.0	-2.0	-.7	-2.3
Men's dress and sport trousers, except uniform		2327-112	12/81	104.7	103.6	103.6	0	-1.1	.3	-1.3
All wool and wool blends		2327-1121	12/81	103.5	103.5	103.5	0	0	2.1	2.7
Woven construction		2327-11213	12/81	105.8	105.8	105.8	0	0	3.4	4.5
All cotton and cotton blends		2327-1123	12/81	101.2	101.2	101.2	0	0	2.9	-6.2
Woven construction		2327-11233	12/81	101.2	101.2	101.2	0	0	2.9	-6.2
Fabrics other than wool and wool blends or cotton and cotton blends		2327-1129	12/81	106.4	104.6	104.6	0	-1.7	-.9	.5
Knit construction		2327-11291	12/81	(9)	110.1	(9)	(9)	(9)	(9)	(9)
Woven construction		2327-11293	12/81	100.9	100.9	100.9	0	0	.1	.1
Boys' dress and sport trousers, including uniform		2327-157	12/81	99.0	99.0	90.7	-8.4	-8.4	-8.7	(9)
All cotton and cotton blends, other than wool		2327-15752	12/81	(9)	(9)	96.6	(9)	(9)	(9)	(9)
Receipts for contract work on men's and boys' trousers		2327-9	12/81	100.0	102.0	102.0	0	2.0	2.0	(9)
Receipts for contract work on men's and boys' trousers		2327-911	12/81	100.0	102.0	102.0	0	2.0	2.0	(9)
Secondary products		2327-S	12/81	106.5	107.1	107.1	0	0	.9	.9
Other secondary products		2327-SSS	12/81	100.5	100.5	100.5	0	0	.5	(9)
Men's and boys' work clothing		2328-S	12/81	114.9	116.4	116.4	0	0	(9)	1.3
Men's and boys' work clothing	2328		12/81	99.1	99.7	99.8	0	.6	.4	-.8
Primary products		2328-P	12/81	99.9	100.3	100.4	0	.7	.5	.2
Men's and boys' work shirts		2328-1	12/81	98.9	99.6	99.6	0	0	1.2	.7
Men's and boys' work shirts		2328-111	12/81	98.9	99.6	99.6	0	0	1.2	.7
Men's and boys' jeans and jean cut casual slacks		2328-3	12/81	99.2	99.7	99.7	0	.6	.6	-.4
Men's jeans and jean cut casual slacks		2328-351	12/81	98.8	99.5	99.5	0	.8	.8	-.8
Denim		2328-35126	12/81	98.7	99.8	99.8	0	1.2	1.1	-.3
Corduroy		2328-35127	12/81	97.3	97.5	97.5	0	.2	.2	(9)
Other fabrics		2328-35129	12/81	102.8	102.8	102.8	0	0	(9)	(9)
Boys' jeans and jean cut casual slacks		2328-352	12/81	100.5	100.4	100.4	0	-.2	-.1	.7
Denim		2328-35226	12/81	101.5	101.5	101.5	0	0	0	(9)
Other fabrics		2328-35229	12/81	98.6	98.2	98.2	0	-.5	-.3	-.7
Men's and boys' other work clothing		2328-4	12/81	100.5	101.0	101.1	.1	.4	.6	.6
Men's other work clothing		2328-451	12/81	100.7	101.7	101.8	.2	.9	1.1	1.2
Washable service apparel		2328-45111	12/81	99.8	99.9	99.9	0	.2	.2	(9)
One piece work suits		2328-45114	12/81	(9)	(9)	(9)	(9)	(9)	(9)	(9)
Dungarees and overalls		2328-45121	12/81	101.2	100.7	100.7	0	-.4	.1	.4
Work pants		2328-45131	12/81	101.8	104.0	104.4	.4	2.4	2.1	1.6
Other work clothing, including jackets		2328-45139	12/81	96.4	97.6	97.6	0	1.5	.2	3.1
Boys' other work clothing		2328-452	12/81	99.1	95.4	95.4	0	-3.7	-3.7	-4.6
Receipts for contract work on men's and boys' work clothing		2328-9	12/81	102.2	102.2	102.2	0	2.2	0	2.2
Receipts for contract work on men's and boys' work clothing		2328-911	12/81	102.2	(9)	(9)	(9)	(9)	(9)	(9)
Secondary products		2328-S	12/81	96.6	97.6	97.6	0	1.2	-.7	-5.4
Men's and boys' separate trousers		2327-S	12/81	(9)	100.7	100.7	0	(9)	(9)	.8
Other secondary products		2328-SSS	12/81	95.9	97.1	97.1	0	1.3	-.9	(9)
Women's, misses', and juniors' dresses	2335		12/80	107.2	107.2	107.2	0	1.2	.5	1.5
Primary products		2335-P	12/80	108.6	108.6	108.6	0	1.2	.7	2.1
Unit priced dresses		2335-1								
Unit priced - chiefly synthetic		2335-125	12/80	(9)	(9)	(9)	(9)	(9)	(9)	(9)
Contract work on women's and misses' dresses		2335-9	12/80	112.0	111.7	111.7	0	1.0	1.2	4.5
Secondary products		2335-S	12/80	98.2	98.2	98.2	0	-.2	-.8	.3
Other secondary products		2335-SSS	12/80	88.1	(9)	(9)	(9)	(9)	(9)	(9)
Women's and misses' suits and coats		2337-S	12/80	108.4	(9)	(9)	(9)	(9)	(9)	(9)
Women's, misses', and juniors' suits and coats	2337		12/82	98.9	98.8	99.0	.2	.5	(9)	(9)
Primary products		2337-P	12/82	100.1	99.9	100.1	.2	.5	(9)	(9)
Coats, except fur, all leather, and rain		2337-1	12/82	100.3	100.9	101.7	.8	1.6	(9)	(9)
All wool and chiefly wool		2337-122	12/82	(9)	101.9	103.5	1.6	3.3	(9)	(9)
All manmade and chiefly manmade		2337-123	12/82	(9)	(9)	(9)	(9)	(9)	(9)	(9)
Suits		2337-2	12/82	(9)	100.0	100.0	0	(9)	(9)	(9)
Other suits, including uniforms		2337-251	12/82	(9)	100.0	100.0	0	(9)	(9)	(9)
Woven		2337-25101	12/82	(9)	(9)	(9)	(9)	(9)	(9)	(9)
Skirts and jackets		2337-4	12/82	100.1	98.6	98.6	0	0	(9)	(9)
Skirts, including uniform		2337-41	12/82	(9)	97.4	97.4	0	0	(9)	(9)
Woven		2337-415	12/82	(9)	(9)	(9)	(9)	(9)	(9)	(9)
Jackets		2337-42	12/82	100.2	100.2	100.2	0	0	(9)	(9)
Separate tailored suit-type jackets, including uniform		2337-422	12/82	(9)	100.0	100.0	0	0	(9)	(9)
Woven		2337-42201	12/82	(9)	100.0	100.0	0	0	(9)	(9)
Contract work on women's, misses' and juniors' suits and coats		2337-9	12/82	100.0	100.1	100.1	0	0	(9)	(9)
Secondary products		2337-S	12/82	95.5	95.7	95.7	0	.2	(9)	(9)
Women's, misses' and juniors' blouses, waists and shirts		2331-S	12/82	(9)	(9)	(9)	(9)	(9)	(9)	(9)
Women's, misses' and juniors' outerwear, n.e.c.		2339-S	12/82	91.4	(9)	(9)	(9)	(9)	(9)	(9)

See footnotes at end of table.

Table 4. Producer price indexes for the net output of selected industries and their products—Continued

Industry and product ¹	Industry code	Product code	Index base	Index			Percent change to May 1983 from —			
				Jan. 1983 ²	Apr. 1983 ²	May 1983 ²	Apr. 1983	Feb. 1983	Nov. 1982	May 1982
Women's and children's underwear and nightwear	2341		06/82	100.9	101.6	101.6	0.1	0.7	2.6	(?)
Primary products		2341-P	06/82	101.8	101.9	102.0	.1	.2	2.0	(?)
Underwear		2341-2	06/82	101.7	102.5	102.6	0	.3	2.7	(?)
Women's underwear		2341-21	06/82	101.2	102.2	102.2	0	.3	2.3	(?)
Slips, half slips, and petticoats		2341-211	06/82	101.1	99.3	99.3	0	-1.8	-7	(?)
Chiefly synthetic fibers		2341-2113	06/82	101.1	99.3	99.3	0	-1.8	-7	(?)
Knit		2341-21131	06/82	101.6	99.0	99.0	0	-2.6	-1.0	(?)
Panties		2341-213	06/82	101.3	104.5	104.5	0	1.8	4.7	(?)
Chiefly synthetic fibers		2341-21361	06/82	101.7	102.8	102.8	0	.4	2.6	(?)
Other women's underwear		2341-214	06/82	101.5	101.5	101.5	0	0	1.5	(?)
Girls', children's and infants' underwear		2341-22	06/82	103.9	104.1	104.2	.1	.3	4.2	(?)
Panties		2341-223	06/82	102.0	102.4	102.4	0	.4	2.4	(?)
Other girls', children's and infants' underwear		2341-225	06/82	(?)	(?)	106.8	(?)	(?)	(?)	(?)
Nightwear		2341-3	06/82	102.0	101.7	101.8	0	.1	1.9	(?)
Women's nightwear		2341-31	06/82	102.5	102.2	102.2	0	.1	2.4	(?)
Nightgowns		2341-315	06/82	101.2	101.3	101.3	0	.1	4.1	(?)
Chiefly synthetic fibers		2341-3153	06/82	104.5	104.6	104.6	0	.1	4.6	(?)
Knit		2341-31531	06/82	100.0	(?)	(?)	(?)	(?)	(?)	(?)
Woven		2341-31532	06/82	(?)	(?)	(?)	(?)	(?)	(?)	(?)
Other women's nightwear		2341-317	06/82	109.3	107.4	107.4	0	0	(?)	(?)
Girls', children's and infants' nightwear		2341-32	06/82	100.2	100.2	100.3	.1	.1	.3	(?)
Nightgowns		2341-325	06/82	(?)	(?)	(?)	(?)	(?)	(?)	(?)
Pajamas		2341-326	06/82	100.2	100.2	100.2	0	0	.2	(?)
Contract work on women's and children's underwear and nightwear		2341-9	06/82	101.1	101.1	101.6	.4	.4	(?)	(?)
Contract work on women's and children's underwear and nightwear		2341-911	06/82	101.1	101.1	101.6	.4	.4	(?)	(?)
Secondary products		2341-S	06/82	90.0	96.0	(?)	(?)	(?)	(?)	(?)
Brassieres and allied garments	2342		06/82	104.2	104.6	104.6	0	1.7	3.2	(?)
Primary products		2342-P	06/82	104.7	105.1	105.1	0	1.9	3.4	(?)
Brassieres		2342-1	06/82	104.1	104.7	104.6	-1	2.9	2.1	(?)
Bandeau		2342-14	06/82	104.2	104.7	104.7	0	3.0	2.0	(?)
Regular strap		2342-141	06/82	105.9	106.5	106.5	.0	.5	2.7	(?)
Soft cup		2342-14112	06/82	100.7	(?)	100.6	(?)	-1	.9	(?)
Contour lined cup		2342-14113	06/82	118.5	118.7	118.7	0	0	5.2	(?)
Underwire		2342-14114	06/82	100.4	102.6	102.6	0	(?)	(?)	(?)
Other, including padded		2342-14119	06/82	100.0	100.0	100.0	0	0	0	(?)
Strapless, convertible or other bandeau bras		2342-143	06/82	104.0	105.7	105.8	0	0	3.9	(?)
Other bras, including long line		2342-15	06/82	102.3	102.8	101.6	-1.2	-2	4.8	(?)
Girdles, corsets, combinations and accessories		2342-2	06/82	106.8	107.0	107.0	0	0	7.1	(?)
Girdles without opening		2342-221	06/82	98.9	100.2	100.4	.2	.2	.3	(?)
Corsets, combinations, and accessories		2342-241	06/82	(?)	101.4	101.4	0	-1	1.6	(?)
Secondary products		2342-S	06/82	101.1	101.3	101.3	0	.3	1.2	(?)
Logging camps and logging contractors	2411		12/81	95.7	93.9	94.0	0	-2.3	-1.9	-7.1
Primary products		2411-P	12/81	93.7	91.3	91.3	0	-2.9	-3.0	-8.9
Softwood logs, bolts, and timber		2411-1	12/81	90.3	87.6	87.2	-4	-5.1	-1.7	-12.3
Douglas fir		2411-117	12/81	82.7	73.7	74.6	1.2	-10.0	-4.2	-22.8
Sawlogs and bolts		2411-11744	12/81	82.6	83.3	84.4	1.3	2.0	9.7	-12.3
Softwood, except Douglas fir		2411-12	12/81	95.1	95.5	95.3	-1.3	-2.4	-3	-5.8
Southern yellow pine		2411-111	12/81	65.5	65.4	65.4	0	-1	-20.6	-33.1
Sawlogs and bolts		2411-11144	12/81	66.1	66.0	66.0	0	(?)	-20.1	-32.8
Spruce		2411-115	12/81	121.1	123.0	123.0	0	1.6	1.1	23.6
Sawlogs and bolts		2411-11544	12/81	(?)	(?)	(?)	(?)	(?)	(?)	(?)
Hemlock		2411-121	12/81	(?)	(?)	(?)	(?)	(?)	(?)	(?)
Western red cedar		2411-123	12/81	104.1	107.3	105.0	-2.2	-2.1	1.9	(?)
Other softwood log species, n.e.c.		2411-125								
Sawlogs and bolts		2411-12544	12/81	100.2	101.4	98.7	-2.7	-2.8	-1.2	-3.6
Hardwood logs, bolts, and timber		2411-2	12/81	102.9	102.9	102.9	0	0	0	0
Other hardwood log species, n.e.c.		2411-221	12/81	100.0	100.0	100.0	0	0	0	0
Sawlogs and bolts		2411-22144	12/81	(?)	(?)	100.0	(?)	0	0	(?)
Pulpwood		2411-3	12/81	93.2	90.6	91.0	.5	-9	-3.9	-11.1
Softwood		2411-31115	12/81	89.5	(?)	86.2	(?)	-1.4	-6.7	-16.2
Hardwood		2411-32227	12/81	101.6	101.6	101.6	0	(?)	2.0	(?)
Contract logging		2411-9	12/81	100.9	100.9	100.9	0	.1	.2	.3
Secondary products		2411-S								
Sawmills and planing mills		2421-S	12/81	108.8	(?)	118.1	(?)	4.1	11.7	10.0
Sawmills and planing mills	2421		12/80	95.7	102.3	103.8	1.5	4.0	14.5	11.5
Primary products		2421-P	12/80	95.9	103.0	104.6	1.6	4.4	15.1	11.8
Hardwood lumber, rough and dressed, except siding		2421-1	12/80	103.9	106.5	109.0	2.4	3.9	5.7	3.9
Hardwood rough lumber		2421-12	12/80	102.8	105.8	108.8	2.8	4.6	6.8	4.7
Oak		2421-121	12/80	113.6	119.0	124.3	4.5	7.3	12.1	12.4
Red, no. 1 common		2421-12111	12/80	118.1	124.7	132.1	5.9	9.5	14.0	13.8
White		2421-12112	12/80	97.3	(?)	(?)	(?)	(?)	(?)	(?)
Other Oak		2421-12119	12/80	120.4	(?)	129.6	(?)	(?)	10.5	12.7
Poplar		2421-122	12/80	92.4	92.6	96.1	3.9	4.0	4.1	-5.4
No. 1 common		2421-12211	12/80	(?)	(?)	(?)	(?)	(?)	(?)	(?)
Other Poplar		2421-12219	12/80	99.6	99.6	(?)	(?)	(?)	(?)	(?)
Hardwood other than Oak and Poplar		2421-129	12/80	94.9	96.3	96.8	.6	1.5	1.4	-1.2
Gum		2421-1291	12/80	93.6	94.6	95.1	.6	.9	.7	-7.1

See footnotes at end of table.

Table 4. Producer price indexes for the net output of selected industries and their products—Continued

Industry and product ¹	Industry code	Product code	Index base	Index			Percent change to May 1983 from —			
				Jan. 1983 ²	Apr. 1983 ²	May 1983 ²	Apr. 1983	Feb. 1983	Nov. 1982	May 1982
Sawmills and planing mills—Continued										
No. 2 common		2421-12912	12/80	96.5	97.5	99.3	1.9	2.9	2.9	4.5
Other hardwoods		2421-1299	12/80	95.9	(³)	97.3	(³)	(³)	.8	.8
Hardwood, dressed lumber, including ceiling, framing, and matched and shiplapped lumber		2421-13	12/80	109.5	109.9	110.1	.2	.5	.5	0
Other hardwood species		2421-139	12/80	97.8	96.5	96.9	.3	1.0	1.0	0
Softwood lumber, rough and dressed, except siding		2421-2	12/80	95.3	103.8	105.6	1.7	5.0	18.8	15.1
Softwood lumber, rough and dressed, Eastern species, except siding		2421-3	12/80	99.8	105.0	106.5	1.4	4.0	10.0	10.1
Rough softwood lumber, Eastern species		2421-31	12/80	95.8	101.2	100.8	-.4	4.6	2.6	1.7
Boards - lumber less than 2 inches in nominal thickness		2421-311	12/80	(³)	(³)	(³)	(³)	(³)	(³)	(³)
Light framing lumber 2 inch nominal thickness only		2421-312	12/80	92.3	104.0	(³)	(³)	(³)	(³)	(³)
Lumber and timbers over 2 inches in nominal thickness		2421-313	12/80	99.3	99.6	99.0	-.6	-.3	-.6	-.3
Dressed softwood lumber, Eastern species		2421-32	12/80	101.6	106.7	109.1	2.2	3.8	13.5	14.1
Boards - lumber less than 2 inches in nominal thickness		2421-321	12/80	100.6	103.6	104.2	.6	2.1	4.4	3.5
Southern Pine		2421-3211	12/80	102.3	105.5	105.8	.3	1.9	4.4	4.0
Boards, no. 2		2421-32113	12/80	102.5	105.7	105.9	.1	1.7	3.6	4.5
Other Southern Pine boards		2421-32119	12/80	103.8	107.2	108.1	.8	2.1	8.4	9.5
Light framing lumber 2 inch nominal thickness only		2421-322	12/80	103.5	110.3	113.8	3.2	4.8	20.0	21.5
Southern Pine		2421-3221	12/80	105.5	113.4	116.2	2.5	4.3	21.5	23.2
Dimension, no. 1		2421-32211	12/80	(³)	108.8	109.6	.8	(³)	(³)	(³)
Dimension, no. 2		2421-32212	12/80	102.1	110.6	112.2	1.4	3.3	17.7	18.2
Other 2 inch Southern Pine lumber		2421-32219	12/80	105.6	113.9	118.1	3.7	7.2	24.8	26.8
Lumber and timbers over 2 inch nominal thickness, Eastern species		2421-323	12/80	93.0	94.4	95.4	1.0	2.6	4.1	4.1
Southern Pine		2421-32311	12/80	88.8	90.8	90.8	0	2.3	2.3	2.3
Softwood lumber, rough and dressed, Western species		2421-4	12/80	92.9	103.1	105.0	1.9	5.4	24.0	18.0
Rough softwood lumber, Western species		2421-41	12/80	88.6	96.5	97.5	1.1	6.7	10.1	4.7
Boards - lumber less than 2 inches in nominal thickness		2421-411	12/80	93.9	100.8	100.9	.1	5.4	14.6	(³)
Light framing lumber 2 inch nominal thickness only		2421-412	12/80	85.0	90.7	(³)	(³)	(³)	(³)	(³)
Lumber and timbers over 2 inches in nominal thickness		2421-413	12/80	88.3	101.8	106.1	4.2	15.6	16.1	2.3
Dressed softwood lumber, Western species		2421-42	12/80	94.8	106.1	108.4	2.2	5.0	30.5	24.2
Boards - lumber less than 2 inches in nominal thickness		2421-421	12/80	87.4	100.5	100.4	0	10.4	26.6	20.7
Douglas Fir		2421-4211								
Other boards		2421-42119	12/80	(³)	107.1	(³)	(³)	(³)	(³)	(³)
Ponderosa Pine		2421-4212	12/80	96.8	103.5	100.2	-3.2	.1	15.4	6.9
No. 3 boards		2421-42121	12/80	71.2	74.9	73.5	-2.0	-4.9	15.5	-4.5
No. 4 boards		2421-42122	12/80	55.7	65.8	67.9	3.1	10.3	35.5	.4
Other boards		2421-42129	12/80	109.1	116.4	112.0	-3.8	.6	14.3	10.1
Western Red Cedar		2421-4214	12/80	109.1	114.6	116.0	1.3	2.8	16.1	22.7
Other boards, Western dressed softwood		2421-4219	12/80	89.1	92.4	84.6	-8.5	-10.4	-5.2	-12.2
Lumber of 2 inches nominal thickness only		2421-422	12/80	98.2	109.2	113.0	3.5	3.3	34.1	27.6
Douglas Fir		2421-4221	12/80	93.5	108.5	114.6	5.6	-1.0	49.3	51.6
Utility 2x4 green		2421-42213	12/80	79.5	85.3	(³)	(³)	(³)	(³)	(³)
Other 2 inch Douglas Fir lumber		2421-42219	12/80	87.6	95.4	97.8	2.5	2.7	26.4	21.9
Ponderosa Pine		2421-4222	12/80	(³)	(³)	(³)	(³)	(³)	(³)	(³)
White Fir		2421-4224	12/80	97.3	112.1	114.3	1.9	9.1	41.0	33.0
Std. and btr.		2421-42241	12/80	95.4	110.0	(³)	(³)	(³)	(³)	(³)
Other 2 inch White Fir lumber		2421-42249	12/80	101.0	116.0	120.0	3.4	10.9	44.7	(³)
Western Hemlock		2421-4225	12/80	108.9	113.7	115.6	1.6	1.1	48.7	34.6
Other 2 inch Western Hemlock lumber		2421-42259	12/80	100.4	109.5	111.1	1.5	5.7	40.6	27.5
Redwood 2 inch lumber		2421-4226	12/80	108.0	113.7	(³)	(³)	(³)	(³)	(³)
Lodgepole Pine 2 inch lumber		2421-4228	12/80	(³)	(³)	(³)	(³)	(³)	(³)	(³)
Other Western softwood 2 inch lumber		2421-4229	12/80	92.0	104.0	106.8	2.6	9.1	26.6	21.6
Lumber and timbers, over 2 inch nominal thickness		2421-423	12/80	98.4	104.4	104.2	-.2	-.4	18.6	11.8
Douglas Fir		2421-4231	12/80	84.2	95.7	95.1	-.6	-3.7	30.1	14.6
Other Western softwood timbers		2421-4239	12/80	(³)	(³)	(³)	(³)	(³)	(³)	(³)
Wood chips		2421-5	12/80	92.6	90.3	90.1	-.2	-3.8	-4.2	-8.7
Short tons		2421-577	12/80	103.5	103.7	103.5	-.2	-.1	-.1	-.1
Standard units		2421-578	12/80	77.9	(³)	(³)	(³)	(³)	(³)	(³)
Other industrial cut stock		2421-751	12/80	87.3	109.8	(³)	(³)	(³)	(³)	(³)
Softwood flooring, siding and other sawmill and planing mill products		2421-8	12/80	102.7	104.4	104.7	.3	.9	3.6	2.8
Woodsiding		2421-813	12/80	106.1	112.3	114.1	1.6	3.2	13.0	9.0
Railway cross-ties and mine ties		2421-817	12/80	96.5	97.7	(³)	(³)	(³)	(³)	(³)
Miscellaneous receipts		2421-M	12/80	94.7	96.5	96.5	0	1.2	3.6	3.6
Resales		2421-Z89	12/80	(³)	(³)	(³)	(³)	(³)	(³)	(³)
Secondary products		2421-S	12/80	90.9	90.7	92.0	1.5	.7	4.1	3.4
Softwood plywood	2436		12/80	90.4	92.5	93.2	.8	.9	8.9	11.4
Primary products		2436-P	12/80	86.0	87.1	87.6	.6	-.4	7.7	12.2
Specialty softwood plywood		2436-3	12/80	92.9	93.9	93.3	-.6	0	2.8	7.2
Softwood veneer		2436-4	12/80	73.9	74.0	74.4	.5	-4.3	5.0	8.4
Softwood plywood sheathing		2436-5	12/80	89.7	88.7	89.0	.3	-1.6	5.8	14.4
Western and inland softwood plywood sheathing		2436-511	12/80	87.3	86.6	86.4	-.2	-1.6	5.3	11.0
Western and inland CDX		2436-51121	12/80	82.7	81.7	81.8	.1	-3.3	5.9	16.6
All other western and inland sheathing, exterior		2436-51125	12/80	91.1	(³)	(³)	(³)	(³)	(³)	(³)
Southern softwood plywood sheathing		2436-522	12/80	92.6	91.2	92.1	1.0	-1.6	6.4	18.6
Southern CDX		2436-52231	12/80	94.0	92.6	93.5	.9	-1.5	6.4	19.0
All other southern sheathing, interior		2436-52232	12/80	88.2	86.8	88.9	2.4	.9	5.2	15.4
All other southern sheathing, exterior		2436-52233	12/80	90.0	88.4	89.0	.7	-3.4	6.7	18.7
Sanded softwood plywood		2436-6	12/80	80.9	88.3	89.5	1.4	4.7	15.4	8.7

See footnotes at end of table.

Table 4. Producer price indexes for the net output of selected industries and their products—Continued

Industry and product ¹	Industry code	Product code	Index base	Index			Percent change to May 1983 from —			
				Jan. 1983 ²	Apr. 1983 ²	May 1983 ²	Apr. 1983	Feb. 1983	Nov. 1982	May 1982
Softwood plywood—Continued										
Western and inland sanded softwood plywood		2436-611	12/80	80.2	87.0	88.2	1.4	3.8	15.8	9.2
Western and inland A-C, exterior		2436-61121	12/80	77.8	84.7	87.3	3.1	5.8	16.8	11.1
All other western and inland sanded, interior		2436-61122	12/80	78.5	86.4	(⁹)	(⁹)	(⁹)	(⁹)	(⁹)
Secondary products		2436-S	12/80	107.7	114.1	115.9	1.6	5.4	13.1	7.2
Structural wood members, n.e.c.										
Primary products	2439	2439-P	06/81	98.3	103.2	103.4	.2	1.2	6.4	7.0
Fabricated structural wood products		2439-1	06/81	98.2	103.3	103.4	.1	1.2	6.7	7.4
Glued laminated lumber		2439-131	06/81	90.8	91.1	91.1	0	.1	-.6	-3.0
Roof trusses		2439-151	06/81	99.0	105.8	106.0	.2	1.5	8.9	10.9
Other fabricated structural wood products		2439-198	06/81	105.9	109.3	109.2	0	1.3	4.7	4.6
Floor trusses		2439-19815	06/81	106.6	111.1	111.3	.2	1.7	6.2	6.0
Other fabricated structural wood products, except floor trusses		2439-19825	06/81	104.4	105.6	105.1	-.5	.7	1.6	1.9
Miscellaneous receipts		2439-M								
Secondary products		2439-S	06/81	99.1	(⁹)	104.2	(⁹)	1.5	7.5	6.2
Mobile homes										
Primary products	2451	2451-P	06/81	104.3	104.8	104.6	-.2	.6	.4	0
Mobile homes, residential		2451-1	06/81	104.3	104.8	104.7	-.2	.6	.4	0
Single section		2451-13	06/81	104.4	105.0	104.8	-.2	.6	.5	0
Width: 12 ft.		2451-1322	06/81	104.8	105.5	105.3	-.3	.8	.5	.7
Length: 59 ft. and under		2451-13221	06/81	104.9	105.3	105.3	0	.8	.5	.6
Length: 60 ft. - 64 ft.		2451-13222	06/81	(⁹)	(⁹)	(⁹)	(⁹)	(⁹)	(⁹)	(⁹)
Width: 14 ft. and over		2451-1344	06/81	(⁹)	(⁹)	(⁹)	(⁹)	(⁹)	(⁹)	(⁹)
Length: 59 ft. and under		2451-13441	06/81	104.7	106.2	105.2	-.9	.7	.7	1.1
Length: 60 ft. - 64 ft.		2451-13442	06/81	(⁹)	(⁹)	(⁹)	(⁹)	(⁹)	(⁹)	(⁹)
Length: 70 ft. - 74 ft.		2451-13444	06/81	103.8	110.1	103.8	-5.7	-.3	.2	-.8
Length: 75 ft. and over		2451-13445	06/81	106.0	(⁹)	(⁹)	(⁹)	(⁹)	(⁹)	(⁹)
Multi-section		2451-14	06/81	103.6	103.7	104.0	.3	.3	.4	.6
Doublewide		2451-141	06/81	103.0	102.8	103.0	.2	-.1	.1	-2.7
24 ft. single story doublewide		2451-1411	06/81	103.1	102.8	103.0	.2	-.1	.1	-2.7
Length: 49 ft. and under		2451-14111	06/81	103.4	103.1	103.3	.2	-.1	.1	-2.6
Length: 50 ft. - 59 ft.		2451-14112	06/81	102.7	(⁹)	101.1	(⁹)	-.8	-.8	-.8
Length: 60 ft. - 69 ft.		2451-14113	06/81	(⁹)	(⁹)	(⁹)	(⁹)	(⁹)	(⁹)	(⁹)
Other doublewide		2451-14129	06/81	103.4	(⁹)	(⁹)	(⁹)	(⁹)	(⁹)	(⁹)
Secondary products		2451-S	06/81	98.6	98.8	98.8	0	.2	.1	-3.8
Particleboard	2492		12/82	101.4	101.7	101.7	0	.1	.2	-.1
Primary products		2492-P	12/82	100.0	103.7	106.6	2.8	5.4	(⁹)	(⁹)
Particleboard, platen-type (mat formed)		2492-1	12/82	100.0	103.7	106.6	2.8	5.4	(⁹)	(⁹)
Floor underlayment		2492-103	12/82	100.0	103.7	106.6	2.8	5.4	(⁹)	(⁹)
5/8-inch thick		2492-10303	12/82	100.6	109.1	114.3	4.8	7.5	(⁹)	(⁹)
Mobile home decking		2492-105	12/82	100.5	(⁹)	111.6	(⁹)	3.7	(⁹)	(⁹)
Shelving		2492-107	12/82	100.0	99.4	99.4	0	-.6	(⁹)	(⁹)
Other industrial board		2492-112	12/82	100.0	103.6	101.5	-2.1	-.5	(⁹)	(⁹)
3/4-inch thick		2492-11211	12/82	99.8	102.6	105.8	3.2	6.7	(⁹)	(⁹)
All other thicknesses		2492-11217	12/82	99.6	102.9	105.7	2.7	6.8	(⁹)	(⁹)
Other platen-type, including stepping, siding, etc.		2492-119	12/82	100.2	101.0	105.3	4.2	5.4	(⁹)	(⁹)
Wood household furniture, except upholstered	2511		12/79	(⁹)	(⁹)	99.7	(⁹)	(⁹)	(⁹)	(⁹)
Primary products		2511-P	12/79	120.5	122.0	122.3	.3	1.5	2.1	2.8
Wood living room, library, family room and den furniture		2511-2	12/79	121.4	122.9	123.3	.3	1.6	2.1	2.8
Chairs, except dining room (including rockers)		2511-231	12/79	122.5	123.5	123.6	.1	1.2	2.8	3.5
Tables, except card and telephone tables		2511-241	12/79	133.8	134.0	135.0	.8	.9	17.6	6.3
Desks		2511-251	12/79	121.3	121.4	121.3	-.1	.5	.4	2.7
Credenzas, bookcases, and bookshelves		2511-271	12/79	121.7	(⁹)	122.3	(⁹)	.6	2.2	3.7
Other nonupholstered living room furniture		2511-298	12/79	(⁹)	(⁹)	130.0	(⁹)	2.5	2.5	4.5
Wood dining room and kitchen furniture, except cabinets		2511-3	12/79	117.5	118.9	118.9	0	1.2	1.4	1.9
Tables, dining room, 30 x 40 inches and greater		2511-311	12/79	125.1	126.7	127.9	.9	2.1	2.8	3.4
Chairs, dining room		2511-331	12/79	125.8	125.8	128.1	1.9	1.9	2.1	2.9
Buffets and servers, dining room		2511-351	12/79	126.2	128.8	129.4	.5	2.5	2.8	3.2
China and corner cabinets, dining room		2511-371	12/79	122.0	(⁹)	124.2	(⁹)	1.8	3.5	4.9
Other dining room and kitchen furniture		2511-398	12/79	125.2	126.7	127.1	.3	1.5	2.4	(⁹)
Wood bedroom furniture		2511-5	12/79	119.6	125.1	126.9	1.5	3.7	6.1	6.2
Beds, headboards and footboards		2511-5A	12/79	119.9	121.4	121.5	0	1.2	1.2	1.7
Beds, except bunk beds		2511-511	12/79	120.5	121.3	121.4	.1	.5	.7	1.7
Headboards and headboard sets		2511-513	12/79	121.8	(⁹)	122.3	(⁹)	.4	.4	1.0
Dressers, vanities and dressing tables		2511-521	12/79	118.7	119.6	119.8	.2	.7	1.0	2.4
Wardrobes and wardrobe-type cabinets		2511-533	12/79	120.6	121.4	121.5	.1	.7	.7	.9
Chests of drawers		2511-535	12/79	120.5	122.9	122.5	-.3	2.7	2.5	2.9
Night tables and stands		2511-561	12/79	117.1	119.1	119.1	0	1.9	1.7	.7
Other nonupholstered bedroom furniture		2511-598	12/79	122.0	123.5	123.5	0	1.2	1.6	3.9
Outdoor and unpainted wood furniture		2511-7	12/79	121.0	125.1	125.1	0	2.5	2.0	3.1
Unpainted wood furniture		2511-741	12/79	117.1	122.0	122.0	0	3.5	4.2	5.7
Secondary products		2511-S	12/79	114.3	120.1	120.1	0	5.0	5.0	7.9
Other secondary products		2511-SSS	12/79	116.1	117.6	118.1	.5	1.9	2.8	3.6
Upholstered wood household furniture		2512-S	12/79	115.9	116.2	117.1	.8	1.3	2.3	3.1
Upholstered wood household furniture	2512	2512-P	06/82	(⁹)	119.6	119.2	-.4	3.4	3.9	4.8
Primary products		2512-P	06/82	101.1	101.6	101.8	.3	1.6	1.1	(⁹)
Primary products		2512-P	06/82	101.0	101.7	102.0	.3	1.8	1.2	(⁹)

See footnotes at end of table.

Table 4. Producer price indexes for the net output of selected industries and their products—Continued

Industry and product ¹	Industry code	Product code	Index base	Index			Percent change to May 1983 from —			
				Jan. 1983 ²	Apr. 1983 ²	May 1983 ²	Apr. 1983	Feb. 1983	Nov. 1982	May 1982
Upholstered wood household furniture—Continued										
Upholstered wood household furniture		2512-1	06/82	101.0	101.7	102.0	0.3	1.8	1.2	(^o)
Sofas, davenport, settees, and loveseats		2512-112	06/82	100.8	101.3	101.6	.3	1.8	1.2	(^o)
Chiefly cotton		2512-11232	06/82	103.5	103.5	104.3	.8	4.2	4.2	(^o)
Chiefly rayon		2512-11233	06/82	92.5	98.5	98.9	.4	(^o)	.5	(^o)
Chiefly olefin		2512-11234	06/82	101.5	101.5	101.5	0	(^o)	0	(^o)
Chiefly nylon		2512-11235	06/82	100.7	100.0	100.0	0	-7	0	(^o)
Chiefly polyester		2512-11236	06/82	(^o)	(^o)	(^o)	(^o)	(^o)	(^o)	(^o)
Other fibers and blends		2512-11237	06/82	100.8	(^o)	(^o)	(^o)	(^o)	(^o)	(^o)
Chairs, except reclining and rockers		2512-132	06/82	99.4	100.5	100.7	.2	3.4	.7	(^o)
Coated fabric, including vinyl		2512-13241	06/82	100.9	100.9	103.2	2.3	2.3	3.2	(^o)
Chiefly cotton		2512-13242	06/82	100.0	98.7	98.7	0	1.8	0	(^o)
Chiefly rayon		2512-13243	06/82	95.7	101.9	(^o)	(^o)	(^o)	(^o)	(^o)
Chiefly olefin		2512-13244	06/82	99.6	99.6	99.6	0	4.9	0	(^o)
Other fibers and blends		2512-13245	06/82	101.2	102.3	(^o)	(^o)	(^o)	(^o)	(^o)
Rockers, including swivel		2512-145	06/82	102.7	102.7	102.7	0	0	.7	(^o)
Reclining chairs		2512-154	06/82	103.1	103.9	104.5	.6	1.3	2.5	(^o)
Other upholstered wood household furniture (ottomans, hassocks, etc)		2512-198	06/82	102.3	102.3	102.3	0	0	0	(^o)
Secondary products		2512-S	06/82	101.7	100.6	(^o)	(^o)	(^o)	(^o)	(^o)
Metal office furniture	2522		12/79	128.5	130.6	130.6	0	.7	2.8	4.3
Primary products		2522-P	12/79	128.3	129.8	129.8	0	.5	2.6	4.1
Seating		2522-1	12/79	126.1	128.8	128.7	-1	.6	3.5	5.9
All other chairs, except stacking		2522-115	12/79	124.2	127.6	(^o)	(^o)	(^o)	(^o)	(^o)
Desks		2522-2	12/79	130.0	132.8	132.8	0	1.9	4.1	5.5
Clerical and secretarial desks		2522-231	12/79	128.6	128.6	128.6	0	.3	2.9	4.9
Cabinets and cases		2522-3	12/79	130.3	130.3	130.3	0	.2	3.0	3.3
Letter file cabinets		2522-311	12/79	124.7	125.5	(^o)	(^o)	(^o)	(^o)	(^o)
Other vertical file cabinets		2522-316	12/79	138.9	135.4	135.4	0	-2.5	-2.5	-1.5
Horizontal file cabinets		2522-317	12/79	128.7	128.7	(^o)	(^o)	(^o)	(^o)	(^o)
Other metal office furniture		2522-4	12/79	125.4	127.0	127.0	0	-6	-1.3	1.5
Tables and stands		2522-411	12/79	122.9	115.4	115.4	0	-6.1	-5.1	-3.4
Miscellaneous metal office furniture		2522-498	12/79	135.1	135.1	135.1	0	0	0	4.3
Secondary products		2522-S	12/79	129.6	137.4	137.3	-1	3.2	4.3	7.8
Pulp mills	2611		12/82	100.3	96.6	97.7	1.1	-1.9	(^o)	(^o)
Primary products		2611-P	12/82	100.4	98.2	99.1	.9	-9	(^o)	(^o)
Special alpha and dissolving woodpulp		2611-1	12/82	100.4	99.5	99.5	0	-9	(^o)	(^o)
Other pulp, including pulpmill byproducts, except tall oil		2611-2	12/82	100.4	97.6	98.9	1.3	-8	(^o)	(^o)
Woodpulp		2611-21	12/82	100.4	97.5	98.8	1.3	-1.0	(^o)	(^o)
Sulfite woodpulp		2611-211								
Bleached sulfite woodpulp		2611-21116	12/82	100.2	100.3	97.7	-2.6	-1.1	(^o)	(^o)
Sulfate woodpulp		2611-213								
Bleached sulfate woodpulp		2611-2133	12/82	100.5	97.1	98.8	1.8	-1.0	(^o)	(^o)
Bleached sulfate woodpulp, softwood		2611-21331	12/82	99.3	95.0	96.5	1.6	-1.9	(^o)	(^o)
Bleached sulfate woodpulp, hardwood		2611-21335	12/82	(^o)	(^o)	(^o)	(^o)	(^o)	(^o)	(^o)
Groundwood pulp		2611-216	12/82	(^o)	(^o)	101.7	(^o)	(^o)	(^o)	(^o)
Stone groundwood and refiner woodpulp		2611-21664	12/82	(^o)	(^o)	101.7	(^o)	(^o)	(^o)	(^o)
Pulp, other than woodpulp, and misc. pulpmill products, n.e.c.		2611-28	12/82	100.1	98.4	99.9	1.5	.7	(^o)	(^o)
Other pulp		2611-285	12/82	(^o)	96.4	100.2	4.0	(^o)	(^o)	(^o)
Paper mill products except building paper	2621		06/81	101.6	101.2	101.4	.2	.1	-6	-1.5
Primary products		2621-P	06/81	101.6	101.1	101.3	.2	0	-7	-1.8
Tissue paper stock and other machine creped paper stock		2621-A	06/81	105.3	104.4	104.4	0	-5	-5	-6
Sanitary paper stock		2621-A1	06/81	105.3	104.3	104.3	0	-5	-6	-7
Napkin stock		2621-A51	06/81	99.8	95.8	97.0	1.2	-1.7	-1.1	(^o)
Tissue paper stock, excluding sanitary and thin		2621-A81	06/81	105.3	107.5	107.4	-1	.7	2.0	.9
Newsprint		2621-1	06/81	99.1	99.1	99.1	0	0	-2	-7.2
Groundwood paper, uncoated		2621-2	06/81	102.2	101.1	101.1	0	0	-1.0	-4.1
Publication and printing		2621-211	06/81	101.3	100.0	100.0	0	0	-1.3	-4.9
Body stock for coating and other converting and miscellaneous groundwood paper		2621-231	06/81	108.2	107.9	107.9	0	-3	.7	(^o)
Clay coated printing and converting paper		2621-3	06/81	104.8	103.7	103.7	0	-5	-1.2	-1.3
Coated one side, except prime-coated body stock for further coating		2621-311	06/81	109.8	111.0	111.0	0	1.0	.5	.8
Coated two sides, except prime-coated body stock for further coating		2621-331	06/81	103.8	102.3	102.3	0	-7	-1.6	-1.7
No. 3 grade		2621-33111	06/81	106.3	106.1	106.1	0	-3	-2	.1
No. 5 grade		2621-33121	06/81	101.0	94.7	94.7	0	-4.4	-6.3	-6.6
Other grades		2621-33131	06/81	104.1	103.9	103.9	0	.3	-3	-6
Book paper, uncoated free sheet		2621-4	06/81	97.7	97.9	98.6	.7	.9	-1.1	-1.6
Writing, chemical woodpulp		2621-421	06/81	95.2	95.5	96.9	1.5	1.7	-1.0	-1.9
Unwatermarked bond, No. 4 grade		2621-42111	06/81	101.6	101.7	101.7	0	.1	-4	-8
Other bond, except form bond		2621-42133	06/81	100.2	(^o)	100.8	(^o)	(^o)	.2	-1.8
Form bond, 12 pound		2621-42144	06/81	82.3	84.2	86.3	2.5	4.9	-3.8	(^o)
Form bond, 15 pound		2621-42155	06/81	93.1	93.1	96.7	3.8	3.8	-9	0
Other form bond		2621-42166	06/81	101.4	101.4	101.4	0	0	-2.6	3.1
Other chemical woodpulp writing paper		2621-42177	06/81	90.0	89.8	91.7	2.1	1.3	1.9	-6.7
Publication and printing		2621-441	06/81	100.7	100.7	100.2	-5	-3	-1.5	-1.5
Offset		2621-44122	06/81	99.2	99.2	99.4	.1	.4	-1.9	-2.8
Other book printing		2621-44133	06/81	102.2	102.2	101.1	-1.0	-1.0	-1.0	-2

See footnotes at end of table.

Table 4. Producer price indexes for the net output of selected industries and their products—Continued

Industry and product ¹	Industry code	Product code	Index base	Index			Percent change to May 1983 from —			
				Jan. 1983 ²	Apr. 1983 ²	May 1983 ²	Apr. 1983	Feb. 1983	Nov. 1982	May 1982
Paper mill products except building paper—Continued										
Body stock for coating, for shipment to establishments without papermaking equipment		2621-451	06/81	93.6	93.6	93.6	0	0	-0.4	-7.8
Cover text		2621-465	06/81	106.2	106.2	106.2	0	0	0	.5
Cotton fiber paper and thin paper		2621-6	06/81	108.5	106.9	106.9	0	-4	.8	-5
Writing, cotton fiber including cotton fiber index		2621-611	06/81	106.4	106.4	106.4	0	0	0	0
Thin paper		2621-671	06/81	109.4	107.1	107.1	0	-6	1.2	-7
Packaging and industrial converting paper, unbleached kraft		2621-7	06/81	94.1	93.9	94.0	.1	-3	-1	-2.8
Shipping sack		2621-731	06/81	98.3	(?)	(?)	(?)	(?)	(?)	(?)
Bag and sack, other than shipping sack		2621-751	06/81	89.0	89.0	89.0	0	0	0	-5.6
Other converting, 18 pounds and over		2621-761	06/81	96.0	95.0	95.3	.4	.4	-3.9	-4.2
Packaging and industrial converting paper, except unbleached kraft		2621-8	06/81	103.9	103.5	103.5	0	-2	.2	1.0
Wrapping		2621-811	06/81	105.7	(?)	105.7	(?)	0	.7	(?)
Shipping sack, including combination kraft and rope bleached and semibleached		2621-831	08/81	113.4	113.4	113.4	0	0	4.5	4.5
Bag and sack, other than shipping sack		2621-851	06/81	100.8	100.3	100.3	0	-5	-5	-1.8
Other converting, 18 pounds and over		2621-861	06/81	100.0	99.6	99.6	0	0	-5	-7
Glassine, greaseproof, and vegetable parchment		2621-881	06/81	105.8	105.3	105.3	0	-5	(?)	3.5
Special industrial paper		2621-9	06/81	102.5	102.3	102.3	0	-2	-2	-2.5
Secondary products		2621-S	06/81	96.5	97.2	97.5	.3	1.4	-1.1	-3
Pulp mills		2611-S	06/81	82.1	81.0	81.7	.9	1.1	-8.1	-8.9
Other secondary products		2621-SSS	06/81	80.3	(?)	82.1	(?)	0	-3.2	-7.8
Paperboard mills		2631-S	06/81	115.1	117.5	117.5	0	2.0	5.1	9.0
Sanitary paper products		2647-S	06/81	102.3	100.7	100.5	-1	-1.6	-2.8	-3.7
Paperboard mills	2631		12/82	99.9	101.6	102.1	.4	2.3	(?)	(?)
Primary products		2631-P	12/82	99.8	101.9	102.1	.2	2.1	(?)	(?)
Unbleached kraft packaging and industrial converting paperboard		2631-1	12/82	99.9	103.9	104.2	.2	3.4	(?)	(?)
Unbleached linerboard		2631-111	12/82	99.8	104.2	104.5	.3	3.7	(?)	(?)
42 lb. kraft linerboard		2631-11101	12/82	99.7	104.7	104.5	-2	4.9	(?)	(?)
Other unbleached linerboard		2631-11102	12/82	99.9	103.9	104.5	.6	3.1	(?)	(?)
Other unbleached kraft packaging and industrial converting paperboard		2631-121	12/82	100.2	101.3	101.1	-2	.5	(?)	(?)
Bleached packaging and industrial converting paperboard		2631-2	12/82	100.0	100.0	100.2	.3	1.2	(?)	(?)
Linerboard		2631-211	12/82	100.0	(?)	(?)	(?)	(?)	(?)	(?)
Folding carton-type board		2631-241	12/82	100.0	98.6	98.8	.2	-5	(?)	(?)
Heavyweight cup and round nested food container board		2631-262	12/82	(?)	(?)	99.1	(?)	(?)	(?)	(?)
Other solid bleached board		2631-284	12/82	100.0	97.1	97.1	0	0	(?)	(?)
Semichemical paperboard		2631-3								
Corrugating medium		2631-321	12/82	99.6	102.2	102.7	.5	2.4	(?)	(?)
Recycled paperboard		2631-4	12/82	99.5	99.9	100.0	.1	.5	(?)	(?)
Linerboard (<80% virgin fiber)		2631-411	12/82	97.2	99.0	100.2	1.2	3.2	(?)	(?)
Corrugating medium (<75% virgin fiber)		2631-421	12/82	99.7	100.8	101.2	.4	1.5	(?)	(?)
Container chip and filler board		2631-431	12/82	(?)	103.6	103.6	0	3.6	(?)	(?)
Folding carton: unlined chipboard		2631-443	12/82	100.0	100.0	100.0	0	0	(?)	(?)
Folding carton: clay-coated		2631-446	12/82	98.9	98.9	98.9	0	0	(?)	(?)
Tube, can and drum paperboard		2631-481	12/82	99.7	99.8	99.9	.1	.2	(?)	(?)
Other recycled paperboard		2631-487	12/82	100.0	100.0	100.0	0	0	(?)	(?)
Secondary products		2631-S	12/82	100.3	100.5	101.9	1.4	3.3	(?)	(?)
Paper coating and glazing	2641		12/82	100.2	101.2	100.9	-2	.4	(?)	(?)
Primary products		2641-P	12/82	100.3	100.6	100.6	.1	.2	(?)	(?)
Printing paper coated at establishments other than where paper was produced		2641-1	12/82	100.4	100.8	100.8	0	.4	(?)	(?)
Coated one side (for labels and similar uses)		2641-113	12/82	(?)	101.4	101.4	0	(?)	(?)	(?)
Coated two sides (for printing of magazines, directories, catalogs, and similar uses)		2641-153	12/82	(?)	100.0	100.0	0	(?)	(?)	(?)
Oiled, waxed, and wax-laminated paper, plain or printed		2641-2	12/82	100.0	97.6	97.7	.1	-5	(?)	(?)
Oiled and similarly treated paper		2641-211	12/82	(?)	100.0	100.0	0	(?)	(?)	(?)
Waxed and wax-laminated paper for packaging uses		2641-216	12/82	100.0	97.4	97.5	.1	-6	(?)	(?)
Food products		2641-216B								
Single web		2641-21632	12/82	100.0	96.9	97.1	.1	-7	(?)	(?)
Gummed products		2641-3	12/82	99.5	98.9	99.3	.5	-1	(?)	(?)
Gummed sealing tape, paper base and reinforced base, used for sealing and securing		2641-312	12/82	99.3	98.4	99.2	.8	-1	(?)	(?)
Corrugators' box gummed tape used on manufacturers' joints of corrugated boxes		2641-314	12/82	(?)	98.1	98.4	.3	-6	(?)	(?)
Gummed flat paper, including stock labels, unprinted		2641-331	12/82	(?)	(?)	100.2	(?)	(?)	(?)	(?)
Pressure sensitive (self adhesive) products, including tape		2641-4	12/82	100.3	101.0	101.0	0	.5	(?)	(?)
Single faced tape		2641-411	12/82	100.2	100.9	100.9	0	.5	(?)	(?)
Paper backing, excluding electrical		2641-41113	12/82	100.4	100.9	100.9	0	.2	(?)	(?)
Reinforced and laminated tape, all backings		2641-41153	12/82	100.0	100.1	100.1	0	.1	(?)	(?)
Pressure sensitive labels, unprinted		2641-475	12/82	101.0	(?)	(?)	(?)	(?)	(?)	(?)
Pressure sensitive base stock for other than labels		2641-485	12/82	(?)	(?)	(?)	(?)	(?)	(?)	(?)
Laminated or coated rolls and sheets, for packaging uses, except waxed		2641-7	12/82	100.5	100.1	100.2	.1	-3	(?)	(?)
Other coated and processed paper, except for packaging uses and except waxed		2641-8	12/82	100.4	102.2	102.3	.1	.3	(?)	(?)
Special coated paper (mica, pyroxylin, lacquer, metallic, etc.) other than foil		2641-821	12/82	(?)	106.0	106.5	.5	(?)	(?)	(?)
Other coated and processed paper, including soap impregnated paper and plastic coated paper		2641-898	12/82	100.5	101.3	101.3	0	0	(?)	(?)
Secondary products		2641-S	12/82	100.0	103.7	102.2	-1.4	1.1	(?)	(?)

See footnotes at end of table.

Table 4. Producer price indexes for the net output of selected industries and their products—Continued

Industry and product ¹	Industry code	Product code	Index base	Index			Percent change to May 1983 from —			
				Jan. 1983 ²	Apr. 1983 ²	May 1983 ²	Apr. 1983	Feb. 1983	Nov. 1982	May 1982
Corrugated and solid fiber boxes	2653		03/80	107.0	105.4	105.6	0.2	-0.6	-1.4	-3.5
Primary products		2653-P	03/80	107.3	105.6	105.9	.2	-.6	-1.4	-3.6
Corrugated shipping containers		2653-1	03/80	107.4	105.6	105.9	.2	-.7	-1.3	-3.5
For foods and beverages		2653-112	03/80	106.0	105.0	105.2	.2	.9	.1	-2.8
For paper and allied products		2653-113	03/80	103.7	101.8	102.0	.2	-1.3	-1.8	-5.8
For glass, clay, and stone products		2653-115	03/80	107.1	105.3	106.0	.7	1.1	-1.0	-5.6
For metal products and machinery, equipment and supplies, except electrical		2653-116	03/80	115.5	112.8	113.3	.4	-2.2	-2.3	-2.5
For electrical machinery, equipment, supplies and appliances		2653-118	03/80	107.5	106.4	106.4	0	0	-1.0	-1.5
For all other uses not specified above		2653-119	03/80	108.0	105.7	105.9	.2	-1.7	-2.1	-3.3
Corrugated paperboard in sheets and rolls, lined and unlined		2653-3	03/80	106.1	106.3	106.3	0	.7	-2.4	-5.3
Corrugated and solid fiber pallets, pads, and partitions		2653-4	03/80	105.4	105.1	105.5	.4	.9	-1.0	-3.4
Newspaper publishing	2711		12/79	141.1	142.6	142.9	.3	2.3	6.6	8.6
Primary products		2711-P	12/79	142.0	143.7	143.9	.1	2.3	6.9	9.0
Circulation		2711-6	12/79	137.1	139.0	139.3	.2	1.6	5.7	8.6
Subscriptions		2711-61	12/79	139.4	142.3	142.5	.2	2.2	3.5	7.4
Through intermediary		2711-611	12/79	141.1	144.3	144.3	0	2.2	3.5	7.9
Direct to reader		2711-612	12/79	(³)	(³)	(³)	(³)	(³)	(³)	(³)
Single copy sales		2711-62	12/79	132.4	132.4	132.9	.4	.4	10.9	11.4
Through intermediary		2711-621	12/79	(³)	129.3	130.5	.9	.9	.9	1.9
Direct to reader		2711-622	12/79	133.9	133.9	133.9	0	0	(³)	19.8
Advertising		2711-7	12/79	143.5	145.2	145.3	.1	2.5	7.2	9.2
Classified advertising		2711-71	12/79	149.1	151.8	152.3	.3	2.5	8.5	13.2
Commercial advertising		2711-72	12/79	141.7	143.0	143.0	0	2.6	6.8	7.9
National advertising		2711-721	12/79	167.0	167.0	167.0	0	(³)	12.1	15.9
Other advertising		2711-722	12/79	138.4	139.9	139.9	0	2.0	6.0	6.7
Miscellaneous receipts		2711-M	12/79	116.3	116.3	116.3	0	0	.2	.5
Resales		2711-Z89	12/79	(³)	(³)	(³)	(³)	(³)	(³)	(³)
Secondary products		2711-S	12/79	122.2	118.3	123.9	4.7	1.4	1.4	-2.3
Other, except preprinted newspaper inserts		2711-SSS	12/79	122.1	118.1	123.6	4.7	(³)	(³)	-2.6
Periodical publishing	2721		12/79	134.3	135.7	136.4	.5	1.4	4.1	6.5
Primary products		2721-P	12/79	135.9	137.3	138.0	.5	1.6	4.5	6.9
Advertising		2721-A	12/79	138.2	140.6	140.7	.1	1.9	5.5	7.1
Farm periodicals		2721-2	12/79	133.3	133.8	133.8	0	.3	6.4	6.4
General farm periodicals		2721-211	12/79	128.5	129.2	129.2	0	.5	6.5	6.5
Business periodicals		2721-4	12/79	136.2	138.1	138.2	.1	1.5	3.9	6.8
Industrial periodicals		2721-411	12/79	136.5	(³)	(³)	(³)	(³)	(³)	(³)
Merchandising periodicals		2721-413	12/79	139.0	(³)	139.4	(³)	(³)	2.6	6.7
Professional periodicals		2721-415	12/79	131.5	(³)	133.4	(³)	(³)	5.0	9.9
General periodicals		2721-6	12/79	139.5	142.3	142.5	.1	2.2	6.4	7.4
Women's periodicals		2721-643	12/79	130.7	139.2	139.2	0	(³)	7.8	7.5
General interest periodicals		2721-653	12/79	143.6	143.6	144.0	.3	.5	5.8	8.3
General news periodicals		2721-663	12/79	(³)	(³)	(³)	(³)	(³)	(³)	(³)
Other periodicals		2721-73	12/79	120.6	120.6	119.3	-1.1	-1.1	1.6	2.7
Religious periodicals		2721-733	12/79	123.5	123.5	123.5	0	0	0	0
Other periodicals, n.e.c.		2721-737	12/79	(³)	(³)	(³)	(³)	(³)	(³)	(³)
Circulation		2721-C	12/79	133.1	133.5	134.8	1.0	1.2	3.3	6.5
General farm periodicals		2721-112	12/79	153.5	153.5	159.0	3.5	3.5	11.7	11.7
Business periodicals		2721-3	12/79	141.7	142.8	142.8	0	.8	4.0	7.1
Industrial periodicals		2721-307	12/79	141.5	(³)	(³)	(³)	(³)	(³)	(³)
Professional periodicals		2721-317	12/79	138.2	139.5	139.5	0	.9	2.2	7.3
General periodicals		2721-5	12/79	131.3	131.3	133.1	1.3	1.3	3.3	6.3
Women's periodicals		2721-54	12/79	129.1	129.1	129.1	0	0	1.2	5.8
Subscriptions		2721-543	12/79	133.0	133.0	133.0	0	0	2.3	11.6
Single copy sales		2721-545	02/80	125.0	(³)	(³)	(³)	(³)	(³)	(³)
General interest periodicals		2721-55	12/79	132.7	134.0	135.7	1.3	2.1	5.2	8.1
Subscriptions		2721-553	12/79	132.2	134.5	137.4	2.2	3.5	4.5	8.0
Single copy sales		2721-555	12/79	133.4	133.4	133.4	0	0	6.2	8.3
General news periodicals		2721-56								
Subscriptions		2721-563	12/79	(³)	(³)	(³)	(³)	(³)	(³)	(³)
Other periodicals		2721-7A	12/79	129.7	131.5	131.0	-.4	.6	1.2	7.4
Religious periodicals		2721-703	12/79	136.9	140.7	139.5	-.8	1.1	2.3	5.0
Miscellaneous receipts		2721-M	12/79	105.8	105.8	105.8	0	0	0	0
Contract work and other miscellaneous receipts		2721-XY9	12/79	109.5	109.5	109.5	0	(³)	0	0
Secondary products		2721-S	12/79	130.6	131.7	132.5	.6	.9	1.6	4.8
Other secondary products		2721-SSS	12/79	168.1	(³)	179.1	(³)	(³)	7.6	10.2
Book publishing		2731-S	12/79	124.0	124.8	124.8	0	0	.7	4.0
Book publishing	2731		12/80	117.7	118.2	119.4	1.0	.9	2.5	6.0
Primary products		2731-P	12/80	117.9	118.5	119.7	1.1	.9	2.6	6.0
Textbooks		2731-1	12/80	121.4	121.5	123.6	1.6	2.9	2.7	8.6
Elementary textbooks		2731-1A	12/80	118.3	118.4	118.4	0	.1	1.4	4.4
Hardbound		2731-111	12/80	121.3	121.5	121.5	0	.1	1.9	6.4
Paperbound		2731-112	12/80	110.4	110.4	110.4	0	0	0	(³)
High school textbooks		2731-1B	12/80	122.7	122.7	122.7	0	0	.4	8.1
Hardbound		2731-113	12/80	123.2	123.2	123.2	0	0	.4	8.3
College textbooks		2731-1C	12/80	124.1	124.3	128.2	3.1	6.1	4.6	12.1
Hardbound		2731-115	12/80	125.2	125.4	128.2	2.2	5.8	3.1	11.9
Paperbound		2731-116	12/80	119.8	(³)	128.6	(³)	(³)	11.1	12.8
Workbooks		2731-12	12/80	120.9	121.4	123.7	1.9	2.3	3.4	8.3

See footnotes at end of table.

Table 4. Producer price indexes for the net output of selected industries and their products—Continued

Industry and product ¹	Industry code	Product code	Index base	Index			Percent change to May 1983 from —			
				Jan. 1983 ²	Apr. 1983 ²	May 1983 ²	Apr. 1983	Feb. 1983	Nov. 1982	May 1982
Book publishing—Continued										
Elementary workbooks		2731-121	12/80	113.9	(³)	117.1	(³)	2.9	2.9	(³)
College workbooks		2731-125	12/80	141.4	(³)	146.8	(³)	(³)	18.9	18.9
Technical, scientific and professional books		2731-3	12/80	116.7	116.3	116.9	0.6	.7	2.0	4.1
Medical books		2731-32	12/80	116.1	118.1	121.2	2.6	3.1	9.5	13.4
Hardbound		2731-325	12/80	116.4	118.7	121.9	2.7	3.3	10.6	14.3
Paperbound		2731-327	12/80	113.8	113.8	(³)	(³)	(³)	(³)	(³)
Business books		2731-33	12/80	102.7	102.7	102.7	0	0	0	.5
Hardbound		2731-335	12/80	100.6	100.6	100.6	0	0	0	.6
Other technical, scientific and professional books		2731-34	12/80	128.7	125.4	125.4	0	0	-2.6	-2.6
Hardbound		2731-345	12/80	125.2	125.2	125.2	0	0	0	0
Religious books		2731-4	12/80	123.4	123.4	123.4	0	1.2	9.1	10.5
Other religious books		2731-44	12/80	120.2	120.2	120.2	0	2.2	5.2	6.5
Paperbound		2731-447	12/80	(³)	127.9	127.9	0	0	0	2.9
General books		2731-5	12/80	112.6	114.3	115.6	1.2	-.7	2.2	4.5
Mass market books		2731-531	12/80	116.1	116.6	121.2	4.0	-.1	5.2	11.5
Adult trade books		2731-54	12/80	109.4	110.5	110.3	-.2	.8	1.6	2.9
Hardbound		2731-541	12/80	105.3	105.3	105.3	0	0	0	1.3
Paperbound		2731-543	12/80	117.6	120.8	120.2	-.5	2.3	4.5	5.9
Juvenile books		2731-55	12/80	98.5	110.4	110.4	0	0	12.1	12.1
General reference books		2731-7	12/80	126.7	126.4	126.3	0	-.3	1.4	4.4
Subscription reference books		2731-72	12/80	124.3	123.8	123.8	0	-.4	1.2	4.8
Encyclopedias		2731-721	12/80	124.3	123.8	123.8	0	-.4	1.2	4.8
Other reference books		2731-74	12/80	134.9	134.9	134.8	-.1	-.1	1.8	3.1
Other		2731-749	12/80	152.2	152.2	152.2	0	0	0	.6
Secondary products		2731-S	12/80	125.0	125.0	(³)	(³)	(³)	(³)	(³)
Commercial printing, letterpress	2751		06/82	101.5	101.9	102.0	.2	.6	1.5	(³)
Primary products		2751-P	06/82	101.1	101.5	101.6	.2	.6	1.4	(³)
Labels and printed rolls and sheets for packaging purposes, letterpress		2751-2	06/82	100.0	100.7	100.9	.1	.8	1.0	(³)
Labels, custom and stock, printed, including bordered, made of paper or foil, excluding cloth		2751-2A	06/82	100.6	102.1	102.3	-.2	1.7	1.9	(³)
Rolls, pressure sensitive, letterpress		2751-218	06/82	100.8	100.8	(³)	(³)	(³)	(³)	(³)
Flexographic pressure sensitive, flat and rolls		2751-219	06/82	(³)	103.2	103.4	.2	2.6	3.1	(³)
Printed rolls and sheets for packaging purposes		2751-2B	06/82	98.7	97.9	97.9	0	-1.0	(³)	(³)
Other letterpress, including flexographic, multiweb and single web		2751-243	06/82	95.9	96.8	96.8	0	0	(³)	(³)
Advertising printing, letterpress		2751-5	06/82	99.9	99.9	100.0	.1	.1	0	(³)
Direct mail		2751-511	06/82	(³)	(³)	(³)	(³)	(³)	(³)	(³)
Other advertising printing		2751-598	06/82	(³)	(³)	(³)	(³)	(³)	(³)	(³)
Other general job printing, letterpress		2751-6	06/82	103.7	103.2	103.5	-.3	.6	2.3	(³)
Ticket and coupon printing		2751-644	06/82	(³)	(³)	(³)	(³)	(³)	(³)	(³)
All other general commercial printing, letterpress, including flexographic, n.e.c.		2751-698	06/82	101.7	101.9	101.9	0	.7	1.2	(³)
Screen process printing, except textiles		2751-9	06/82	100.1	101.4	101.4	0	.6	1.9	(³)
Decalcomanias and pressure sensitives, excluding labels		2751-911	06/82	98.9	100.3	100.2	-.1	1.1	1.5	(³)
Labels, excluding labels made of cloth		2751-912								
Pressure sensitive, flat and rolls		2751-91217	06/82	(³)	(³)	(³)	(³)	(³)	(³)	(³)
Display advertising posters		2751-923	06/82	106.3	109.2	109.2	0	2.8	6.5	(³)
Counter and floor displays, point of purchase, and other display material		2751-925	06/82	103.3	104.1	104.1	0	.8	2.5	(³)
Printing on metal		2751-981	06/82	100.0	101.0	(³)	(³)	(³)	(³)	(³)
All other screen process printing, n.e.c.		2751-998	06/82	(³)	100.1	(³)	(³)	(³)	(³)	(³)
Miscellaneous receipts		2751-M	06/82	104.8	105.2	104.3	-.8	-.5	.8	(³)
Contract work and other miscellaneous receipts		2751-XY9	06/82	112.9	112.9	110.1	-2.5	-2.5	.4	(³)
Secondary products		2751-S	06/82	103.8	104.5	104.9	.4	.8	2.2	(³)
Paper coating and glazing		2641-S	06/82	(³)	105.2	105.2	0	(³)	(³)	(³)
Other secondary products		2751-SSS	06/82	106.7	106.7	106.7	0	0	2.5	(³)
Commercial printing, lithographic		2752-S	06/82	103.6	103.9	104.5	.6	.6	1.8	(³)
Commercial printing, lithographic	2752		06/82	101.1	101.4	101.7	.2	.4	.9	(³)
Primary products		2752-P	06/82	101.1	101.4	101.5	.2	.4	.9	(³)
Magazine and periodical printing, lithographic		2752-1	06/82	100.4	100.7	101.0	.2	.5	.7	(³)
Magazines and periodicals, excluding Sunday supplements, sheet-fed		2752-112	06/82	(³)	(³)	101.3	(³)	1.0	(³)	(³)
Magazines and periodicals, excluding Sunday supplements, web-fed		2752-114	06/82	100.4	100.9	100.9	0	.3	.6	(³)
Labels and printed rolls and sheets for packaging purposes, lithographic		2752-2	06/82	99.1	100.8	100.8	0	1.8	.5	(³)
Labels, custom and stock, printed, excluding cloth		2752-211								
Flat, except pressure sensitive, sheet-fed		2752-21101	06/82	(³)	100.5	100.5	0	(³)	(³)	(³)
Pressure sensitive, flat and rolls		2752-21107	06/82	(³)	(³)	(³)	(³)	(³)	(³)	(³)
Catalog and directory printing, lithographic		2752-3	06/82	100.8	101.2	101.4	.2	.2	.3	(³)
Catalogs, sheet-fed		2752-312	06/82	101.6	102.2	103.0	.8	1.1	.5	(³)
Catalogs, web-fed		2752-314	06/82	100.3	100.2	100.2	0	-.3	-.1	(³)
Financial and legal printing, lithographic		2752-4	06/82	102.6	103.1	103.0	-.1	.4	.4	(³)
Annual reports and other corporate financial printing		2752-413	06/82	(³)	102.4	102.4	0	(³)	(³)	(³)
Other financial and legal printing		2752-419	06/82	100.0	100.8	100.6	-.2	.6	.6	(³)
Bank form printing, excluding checkbooks		2752-427	06/82	102.9	(³)	103.7	(³)	.8	.8	(³)
Advertising printing, lithographic		2752-5	06/82	101.5	101.9	102.0	.1	.4	1.4	(³)
Direct mail, sheet-fed		2752-512	06/82	102.3	102.2	102.5	.3	.1	2.0	(³)

See footnotes at end of table.

Table 4. Producer price indexes for the net output of selected industries and their products—Continued

Industry and product ¹	Industry code	Product code	Index base	Index			Percent change to May 1983 from —			
				Jan. 1983 ²	Apr. 1983 ²	May 1983 ²	Apr. 1983	Feb. 1983	Nov. 1982	May 1982
Commercial printing, lithographic—Continued										
Direct mail, web-fed		2752-514	06/82	(^o)	102.1	102.1	0	0	1.3	(^o)
Counter and floor displays, point of purchase, and other printed display material		2752-525	06/82	100.0	100.6	(^o)	(^o)	(^o)	(^o)	(^o)
Preprinted newspaper inserts, sections of 2 pages or more		2752-533	06/82	100.0	(^o)	(^o)	(^o)	(^o)	(^o)	(^o)
Other advertising printing, sheet-fed		2752-551	06/82	101.2	101.9	102.0	.1	.4	1.2	(^o)
Other advertising printing, web-fed		2752-553	06/82	101.5	102.8	102.8	0	1.3	2.2	(^o)
Other general job printing, lithographic		2752-6	06/82	101.3	100.9	101.2	.3	.1	.7	(^o)
Newspapers, web-fed		2752-614	06/82	99.2	(^o)	(^o)	(^o)	(^o)	(^o)	(^o)
Calendars and calendar pads		2752-643	06/82	(^o)	100.0	100.0	0	0	(^o)	(^o)
Ticket, coupon, and food and beverage check printing		2752-644	06/82	(^o)	102.0	(^o)	(^o)	(^o)	(^o)	(^o)
Business forms, excluding blank books and looseleaf forms, sheet-fed		2752-692	06/82	101.4	100.6	101.7	1.2	.3	.4	(^o)
All other general commercial printing, n.e.c., sheet-fed		2752-697	06/82	101.7	102.0	102.3	.2	.3	1.6	(^o)
All other general commercial printing, n.e.c., web-fed		2752-699	06/82	(^o)	(^o)	(^o)	(^o)	(^o)	(^o)	(^o)
Miscellaneous receipts		2752-M	06/82	100.0	99.7	100.9	1.2	.9	.9	(^o)
Contract work and other miscellaneous receipts		2752-XY9	06/82	100.0	99.2	99.2	0	-.8	-.8	(^o)
Resales		2752-Z89	08/82	(^o)	100.0	101.7	1.7	(^o)	(^o)	(^o)
Secondary products		2752-S	06/82	101.7	102.2	102.7	.5	.8	1.3	(^o)
Book printing		2732-S	06/82	(^o)	100.8	100.8	0	(^o)	(^o)	(^o)
Commercial printing, letterpress		2751-S	06/82	103.0	103.3	104.4	1.1	1.1	2.2	(^o)
Other secondary products		2752-SSS	06/82	102.1	102.3	102.8	.5	.5	.7	(^o)
Manifold business forms		2761-S	06/82	101.2	101.8	101.8	0	.6	1.1	(^o)
Commercial printing, gravure	2754		06/82	100.7	100.9	101.1	.2	.5	.9	(^o)
Primary products	2754-P		06/82	100.7	101.0	101.2	.2	.5	1.0	(^o)
Labels and printed rolls and sheets for packaging purposes, gravure	2754-2									
Labels, custom and stock, excluding cloth	2754-22	06/82	100.7	100.4	100.4	0	0	-.5	(^o)	
Flat, except pressure sensitive	2754-221	06/82	100.1	100.3	100.3	0	0	.2	(^o)	
Rolls, except pressure sensitive	2754-224	06/82	101.3	100.5	100.5	0	0	(^o)	(^o)	
Printed rolls and sheets for packaging purposes, excluding bags, envelopes, pouches, etc.	2754-23	06/82	101.1	100.7	103.8	3.1	2.7	2.9	(^o)	
Paper, single web	2754-232	06/82	101.7	101.2	101.3	.1	(^o)	-.3	(^o)	
Other, including multiweb structures	2754-235	06/82	100.3	100.0	(^o)	(^o)	(^o)	(^o)	(^o)	
Other general job printing, gravure	2754-6	06/82	101.2	101.2	101.2	0	0	.8	(^o)	
All other general commercial printing, n.e.c.	2754-698	06/82	100.7	100.7	100.8	.1	.1	-.1	(^o)	
Gravure plates and cylinders	2754-7	06/82	100.1	99.7	99.7	0	0	-.4	(^o)	
Secondary products	2754-S	06/82	100.2	100.4	100.5	.1	.3	.1	(^o)	
Commercial printing, letterpress	2751-S	06/82	100.0	(^o)	(^o)	(^o)	(^o)	(^o)	(^o)	
Commercial printing, lithographic	2752-S	06/82	101.8	103.3	103.7	.4	1.9	(^o)	(^o)	
Alkalies and chlorine	2812		12/80	113.8	110.5	109.9	-.5	-3.4	-6.8	-15.5
Primary products	2812-P	12/80	115.8	113.2	111.4	-1.6	-3.7	-8.5	-19.1	
Chlorine	2812-1	12/80	94.6	97.0	97.2	.2	2.4	2.7	-4.1	
Chlorine gas	2812-111	12/80	97.5	100.2	101.9	1.7	1.7	4.0	16.9	
Liquid chlorine	2812-115	12/80	94.3	96.7	96.7	0	2.5	2.6	-6.1	
Sodium hydroxide (caustic soda)	2812-3									
All other concentrations - liquid	2812-365	12/80	129.8	126.4	122.8	-2.8	-6.0	-11.8	-24.7	
50 percent regular diaphragm grade	2812-36511	12/80	133.8	131.6	126.7	-3.8	(^o)	-13.8	-29.7	
50 percent from mercury cell	2812-36512	12/80	123.4	118.0	116.8	-1.1	-3.9	-7.7	-13.4	
Bead caustic soda	2812-36711	03/82	97.1	85.0	83.7	-1.4	-1.3	-15.1	(^o)	
Secondary products	2812-S	12/80	110.4	106.1	107.5	1.4	-2.9	-3.9	-8.6	
Industrial gases	2813		06/81	106.4	104.7	104.9	.2	-1.4	-.5	1.7
Primary products	2813-P	06/81	105.2	103.4	103.4	0	-1.9	-.7	.8	
Acetylene	2813-2	06/81	112.2	112.2	112.2	0	0	0	1.4	
Carbon dioxide	2813-3	06/81	123.7	123.7	123.7	0	0	0	-.6	
Liquid & gas	2813-311	06/81	114.1	114.1	(^o)	(^o)	(^o)	(^o)	(^o)	
Solid	2813-331	06/81	138.7	138.7	(^o)	(^o)	(^o)	(^o)	(^o)	
Nitrogen	2813-5	06/81	105.3	98.7	98.8	.1	-7.2	-2.8	1.3	
Gas	2813-511	06/81	135.7	109.9	110.3	.4	(^o)	-9.2	4.8	
Liquid	2813-522	06/81	(^o)	(^o)	(^o)	(^o)	(^o)	(^o)	(^o)	
Oxygen	2813-6									
Liquid	2813-622	06/81	101.7	101.7	101.7	0	(^o)	0	0	
Other industrial gases	2813-7	06/81	103.5	103.3	103.4	.1	.1	0	2.0	
Miscellaneous receipts	2813-M	06/81	116.8	116.6	117.8	1.0	2.5	1.0	9.0	
Industrial inorganic chemicals, n.e.c.	2819		12/82	98.5	99.3	100.4	1.1	.9	(^o)	(^o)
Primary products	2819-P	12/82	99.5	99.5	100.0	.5	.2	(^o)	(^o)	
Sulfuric acid (new and fortified)	2819-3	12/82	97.1	98.1	99.6	1.5	-.4	(^o)	(^o)	
Other than oleum grades	2819-331	12/82	96.3	97.7	99.5	1.9	-.5	(^o)	(^o)	
Potassium and sodium compounds (ex. bleaches, alkalies and alums)	2819-7	12/82	101.2	102.1	102.2	.1	.1	(^o)	(^o)	
Sodium compounds (inc. sodium metal)	2819-7A	12/82	101.4	102.5	102.7	.1	.1	(^o)	(^o)	
Sodium phosphates	2819-73	12/82	101.1	102.1	102.9	.7	.4	(^o)	(^o)	
Sodium sulfate, sulfide, sulfite and thiosulfate (hypo)	2819-77									
Sodium sulfate	2819-771									
High purity (anhydrous, >97% NaSO ₄)	2819-77101	12/82	103.8	103.8	103.8	0	0	(^o)	(^o)	
Sodium metal and other sodium compounds (inc. sod. borate, flouride, hydrosulfide, etc.)	2819-788	12/82	101.8	104.6	104.5	-.1	(^o)	(^o)	(^o)	
Inorganic chemical catalytic preparations, n.e.c.	2819-8									

See footnotes at end of table.

Table 4. Producer price indexes for the net output of selected industries and their products—Continued

Industry and product ¹	Industry code	Product code	Index base	Index			Percent change to May 1983 from —			
				Jan. 1983 ²	Apr. 1983 ²	May 1983 ²	Apr. 1983	Feb. 1983	Nov. 1982	May 1982
Industrial inorganic chemicals, n.e.c.—Continued										
Inorganic chemical catalytic preparations, n.e.c.		2819-811	12/82	101.4	100.1	100.1	0	-0.5	(?)	(?)
Other industrial inorganic chemicals, n.e.c.		2819-9	12/82	98.9	98.6	99.0	.5	.2	(?)	(?)
Selected alkali earth metal compounds, n.e.c.		2819-9A	12/82	102.8	102.2	103.0	.8	.8	(?)	(?)
Calcium compounds		2819-91	12/82	103.4	102.7	103.7	.9	.9	(?)	(?)
Other calcium compounds, n.e.c. (inc. cal. chloride, carbonate and hypochlorite)		2819-919	12/82	104.0	104.0	104.0	0	0	(?)	(?)
Selected metallic mineral compounds, n.e.c.		2819-9F	12/82	99.3	99.0	99.8	.8	1.0	(?)	(?)
Chromium, manganese, cobalt (ex. cobalt-60), and nickel compounds, n.e.c.		2819-982	12/82	100.6	100.9	99.6	-1.2	-3	(?)	(?)
Lead and zinc compounds, n.e.c.		2819-983	12/82	95.9	92.4	95.9	3.8	(?)	(?)	(?)
Copper, iron and silver compounds, n.e.c.		2819-984	12/82	101.3	102.5	104.9	2.3	.3	(?)	(?)
Other metallic mineral compounds (ex. radioactive isotopes)		2819-989	12/82	(?)	99.0	99.5	.6	2.0	(?)	(?)
Other inorganic chemicals, n.e.c.		2819-9G	12/82	100.3	99.2	100.1	.9	-1.1	(?)	(?)
Radioactive isotopes and compounds (inc. contract work, ex. radiopharmaceuticals)		2819-991	12/82	(?)	100.0	101.2	1.2	(?)	(?)	(?)
Other, inc. reagent from tech. grades, industrial bleaches, gold & titanium compounds		2819-998	12/82	100.7	98.3	99.0	.6	-3.4	(?)	(?)
Miscellaneous receipts		2819-M	12/82	96.0	98.7	101.2	2.5	2.5	(?)	(?)
Resales		2819-289	12/82	96.0	98.7	101.2	2.5	2.5	(?)	(?)
Secondary products		2819-S	12/82	100.3	100.4	101.3	.9	.4	(?)	(?)
Plastic materials and resins										
	2821		12/80	108.1	107.9	108.2	.2	.6	0.7	1.0
Primary products		2821-P	12/80	104.9	104.9	105.3	.3	1.2	1.1	1.4
Thermoplastic resins		2821-3	12/80	103.9	104.1	104.5	.4	1.5	1.4	1.5
Low density polyethylene resins		2821-331	12/80	89.6	92.1	92.1	0	3.0	9.0	3.1
For film and sheeting		2821-33101	12/80	81.7	85.8	85.8	0	5.4	16.6	6.6
For all other uses		2821-33103	12/80	(?)	99.5	(?)	(?)	(?)	(?)	(?)
High density polyethylene resins		2821-341	12/80	96.5	98.0	100.8	2.8	3.8	3.2	1.5
For blow molding		2821-34101	12/80	96.5	98.0	100.8	2.8	3.8	3.2	1.5
Polypropylene resins		2821-351	12/80	114.8	111.7	109.1	-2.3	-4.3	-5.6	-8.7
For injection molding		2821-35101	12/80	(?)	118.5	113.0	-4.6	(?)	-8.0	-10.7
For fiber and filaments		2821-35102	12/80	100.9	100.2	99.5	-7	-1.8	-5.0	-10.3
Styrene plastics materials		2821-361	12/80	107.2	106.9	(?)	(?)	(?)	(?)	(?)
Rubber modified polystyrene resins		2821-36102	12/80	103.5	99.4	(?)	(?)	(?)	(?)	(?)
Vinyl and vinylidene resins		2821-371	12/80	99.5	98.9	100.1	1.2	4.1	-5	10.8
Homopolymer resins, excluding dispersion		2821-37101	12/80	97.3	96.5	(?)	(?)	(?)	(?)	(?)
Copolymer resins excluding dispersion		2821-37102	12/80	100.1	101.1	105.9	4.8	7.1	5.1	10.6
Other non-engineering thermoplastic resins		2821-399	12/80	114.2	116.1	116.4	.2	2.0	2.1	3.2
Thermosetting resins		2821-4	12/80	109.4	109.0	108.8	-2	-5	-2	.6
Epoxy resins		2821-411	12/80	124.9	125.7	125.2	-4	-2	-2	2.1
Phenolic and other tar acid resins		2821-421	12/80	105.0	104.6	104.5	-2	-2	-1.2	-1.5
Phenolic molding compounds		2821-42101	12/80	103.9	102.3	102.3	0	0	-3.5	-3.5
All other phenolic and other tar acid resins		2821-42102	12/80	105.2	(?)	105.0	(?)	(?)	-6	(?)
Polyester resins, unsaturated		2821-431	12/80	109.0	108.9	108.7	-2	-3	(?)	0
Urea - formaldehyde resins		2821-441	12/80	111.3	(?)	111.4	(?)	.1	(?)	3.6
All other thermosetting resins		2821-499	12/80	106.2	104.8	104.6	-1	-1.5	(?)	1.6
Secondary products		2821-S	12/80	125.7	123.8	123.8	0	-1.7	-1.2	-6
Synthetic rubber										
	2822		06/81	99.4	99.3	99.0	-3	.2	-8	-4.5
Primary production		2822-P	06/81	98.7	98.6	98.7	.1	.6	-5	-4.9
Styrene butadiene (SBR)		2822-1	06/81	90.0	89.8	90.6	.9	.7	-3	-6.9
Styrene butadiene - solid		2822-111	06/81	88.7	88.5	89.3	.9	.8	-4	-7.8
Styrene butadiene - latex		2822-112	06/81	100.0	99.4	100.1	.6	.2	(?)	(?)
Specialty elastomers		2822-8	06/81	108.5	108.0	108.4	.3	.2	.1	-2.1
Noncellulosic organic fibers										
	2824		06/81	99.8	98.3	98.9	.6	0	-2.8	-4.1
Primary products		2824-P	06/81	100.4	99.4	100.2	.7	.2	-2.5	-3.6
Yarn and monofilament		2824-7	06/81	101.4	100.2	101.5	1.3	.3	-3.1	-3.2
Nylon and aramid, excluding producer textured yarn		2824-701	06/81	105.8	105.8	105.8	0	.3	-9	.5
Textile		2824-7012	06/81	98.9	97.0	97.2	.2	2.8	-6.7	-9.3
35-59 drawn equivalent denier		2824-70122	06/81	82.4	(?)	89.6	(?)	6.8	-2.7	-6.7
All other drawn equivalent deniers		2824-70124	06/81	(?)	105.3	105.3	0	(?)	(?)	(?)
Polyester, excluding producer textured yarn		2824-702	06/81	100.8	96.7	100.9	4.4	2.5	-4.4	-1.3
Textile, selected deniers		2824-7021	06/81	93.3	89.7	95.1	6.1	6.1	-5.3	-5.3
145-179 drawn equivalent denier		2824-70212	06/81	89.3	(?)	90.2	(?)	6.3	-8.1	-8.1
Producer textured yarn and monofilament		2824-703	06/81	95.4	95.0	95.8	.8	-1.6	-5.1	-10.1
Nylon		2824-7032	06/81	92.6	94.0	93.6	-5	-2.4	-5.9	-6.0
Carpet yarn		2824-70322	06/81	94.6	88.0	88.0	0	-6.6	-7.0	-13.8
Other producer textured yarn and monofilament		2824-70331	06/81	103.7	103.6	100.1	-3.4	-2.0	(?)	(?)
Other yarn and monofilament		2824-705	06/81	98.8	98.3	98.2	-1	0	-1.6	-4.1
Staple, tow and fiberfill		2824-8	06/81	106.8	106.7	106.6	0	0	-9	-2.7
Nylon and aramid		2824-801	06/81	93.7	91.8	91.7	-1	.2	-1.2	-8.5
Acrylic and modacrylic		2824-802	06/81	93.0	(?)	94.3	(?)	.3	3.1	3.2
Up to 4 denier		2824-80201	06/81	96.4	96.1	96.1	0	0	-2.2	-3.3
Polyester		2824-803	06/81	94.7	94.3	94.3	0	0	-2.5	-3.7
Staple and tow		2824-8031	06/81	91.0	(?)	90.6	(?)	0	-2.1	-3.7
Up to 2.5 denier, excluding fiberfill		2824-80312	06/81	102.4	103.2	102.2	-1.0	-1	-5	-1.1
Other staple, tow and fiberfill		2824-804	06/81							
Biological products										
	2831		03/80	111.1	112.9	112.3	-5	.4	1.9	3.7
Primary products		2831-P	03/80	108.2	110.2	109.5	-6	.4	2.1	1.7

See footnotes at end of table.

Table 4. Producer price indexes for the net output of selected industries and their products—Continued

Industry and product ¹	Industry code	Product code	Index base	Index			Percent change to May 1983 from —			
				Jan. 1983 ²	Apr. 1983 ²	May 1983 ²	Apr. 1983	Feb. 1983	Nov. 1982	May 1982
Biological products—Continued										
Blood and blood derivatives, for human use		2831-1	03/80	107.2	113.2	112.3	-0.8	1.9	9.1	7.5
Normal human blood serum		2831-117	03/80	72.5	(³)	72.5	(³)	(³)	4.6	1.8
Other blood derivatives or fractions, except those used for passive immunization		2831-119	03/80	106.7	(³)	(³)	(³)	(³)	(³)	(³)
Vaccines, toxoids and antigens, for human use		2831-2	12/80	111.6	112.1	118.9	6.1	6.6	9.3	10.1
Antigens		2831-213	03/80	120.7	120.7	134.9	11.8	11.8	14.5	(³)
Diagnostic substances and other biologics, except for industrial use		2831-4	03/80	112.6	113.4	112.2	-1.1	-4	-1.2	-1.0
Allergenic extracts, including poison ivy and poison oak extracts and allergens		2831-413	03/80	125.9	128.4	128.4	0	0	8.1	8.1
Diagnostic substances, except diagnostic allergens		2831-415	03/80	111.5	112.8	(³)	(³)	(³)	(³)	(³)
Biological products for veterinary use		2831-5								
Vaccines, bacterins, toxoids and other antigens (except allergens) for active immunization		2831-513	03/80	93.4	92.3	92.4	.1	-1.1	-1.0	-1.6
Secondary products		2831-S	03/80	119.2	119.2	119.5	.3	.3	1.5	5.0
Pharmaceuticals		2834-S	03/80	122.1	122.1	123.1	.8	.8	4.6	6.7
Medicinal chemicals and botanical products (in bulk)										
2833			06/82	100.6	101.9	101.9	0	0	1.3	(³)
Primary products		2833-P	06/82	100.8	102.2	102.2	0	0	1.4	(³)
Synthetic organic medicinal chemicals		2833-1	06/82	100.6	102.2	102.2	0	-1	1.5	(³)
All other synthetic organic medicinal chemicals		2833-161	06/82	98.3	98.0	98.0	0	.2	(³)	(³)
Other medicinals and botanicals		2833-2	06/82	101.7	102.2	102.2	0	.5	.8	(³)
Botanical drugs		2833-201	06/82	100.0	101.2	101.2	0	1.2	1.2	(³)
Mixtures of two or more substances for therapeutic or prophylactic use		2833-205	06/82	102.1	102.1	102.1	0	0	.9	(³)
Secondary products		2833-S	06/82	100.0	101.2	101.2	0	0	1.2	(³)
Other secondary products		2833-SSS	06/82	100.0	101.5	101.5	0	0	1.5	(³)
Pharmaceutical preparations										
2834			06/81	117.0	120.2	120.3	.1	1.9	4.6	9.3
Primary products		2834-P	06/81	115.7	119.5	119.6	.1	2.3	5.5	8.8
Pharmaceutical preparations, prescription		2834-1	06/81	117.4	121.9	122.1	.1	2.4	6.4	9.9
Analgesics		2834-102	06/81	125.1	128.1	128.9	.6	3.0	3.0	13.5
Narcotic analgesics		2834-1021	06/81	118.5	125.8	125.9	0	6.2	6.3	11.4
Codeine and combinations		2834-10211	06/81	116.9	123.1	123.1	0	5.3	5.3	11.2
Antiarthritics		2834-105	06/81	123.0	126.2	126.2	0	0	7.8	7.9
Anticoagulants		2834-106	06/81	107.9	(³)	(³)	(³)	(³)	(³)	(³)
Systemic anti-infectives		2834-111	06/81	113.4	114.6	114.6	0	1.1	3.4	4.5
Broad and medium spectrum antibiotics		2834-1111	06/81	115.9	117.8	117.8	0	1.7	5.3	4.8
Broad spectrum penicillins		2834-11112	06/81	107.5	110.1	110.2	0	(³)	-2.6	-2.0
Antispasmodic/antisecretory		2834-116	06/81	115.3	122.2	122.7	.4	.4	6.4	11.0
Bronchial therapy		2834-118	06/81	106.2	114.9	115.6	.6	.4	9.0	17.2
Cancer therapy products		2834-119	06/81	138.3	147.7	147.7	0	0	7.9	(³)
Cardiovascular therapy		2834-121	06/81	116.4	122.6	123.0	.3	1.7	9.4	10.7
Antihypertensive drugs		2834-12119	06/81	116.2	122.2	122.6	.3	.5	8.9	9.9
Vasodilators		2834-12129	06/81	112.7	122.0	122.0	0	1.3	9.3	(³)
Other cardiovasculars		2834-12191	06/81	119.3	123.1	123.7	.5	3.4	10.2	12.9
CNS stimulants		2834-123	06/81	128.6	135.9	137.4	1.1	6.9	9.7	17.0
Contraceptives (excluding devices, kits, implants, etc.)		2834-124	06/81	113.7	122.7	122.7	0	0	7.9	(³)
Cough and cold preparations		2834-125	06/81	121.6	(³)	124.4	(³)	1.1	2.3	10.7
Dermatological preparations		2834-126	06/81	120.3	127.7	126.6	-.8	5.0	4.8	11.4
Antipruritics		2834-12641	06/81	(³)	124.9	124.9	0	1.4	2.0	15.3
Diuretics		2834-128	06/81	117.6	120.6	120.6	0	0	9.6	15.0
Hormones		2834-135	06/81	111.3	111.4	111.4	0	5.4	5.5	3.9
Hospital solutions		2834-136	06/81	(³)	96.7	96.6	-.1	(³)	(³)	(³)
I.V. solutions 50 ml. and under		2834-13604	06/81	(³)	99.2	99.2	0	(³)	(³)	(³)
Muscle relaxants		2834-139	06/81	116.1	(³)	118.3	(³)	.9	2.0	10.5
Nutrients and supplements		2834-141	06/81	116.7	120.9	120.9	0	3.6	3.6	7.5
Ophthalmic and otic preparations		2834-142	06/81	126.0	140.5	140.5	0	7.4	14.1	17.8
Psychotherapeutics		2834-144	06/81	127.8	135.5	135.6	.1	2.6	6.9	16.3
Sedatives		2834-145	06/81	131.9	141.7	141.7	0	7.4	21.8	(³)
Vitamins		2834-148	06/81	112.8	113.1	113.1	0	.3	6.1	(³)
Multivitamins		2834-14819	06/81	118.4	118.4	118.4	.0	0	7.4	(³)
Miscellaneous prescription pharmaceutical preparations		2834-198	06/81	125.4	126.7	126.7	0	.9	5.7	11.2
Pharmaceutical preparations, non-prescription		2834-2	06/81	113.3	115.4	115.2	-.2	1.8	3.3	6.2
Analgesics, internal (except antiarthritics)		2834-201	06/81	119.0	122.0	122.0	0	2.5	4.9	8.6
Aspirin/aspirin-salicylate compounds		2834-20101	06/81	118.3	122.5	122.5	0	3.5	4.8	7.7
Non-aspirin (including effervescent)		2834-20102	06/81	120.9	120.8	120.8	0	0	5.4	11.2
Antacids		2834-202	06/81	112.4	113.4	113.6	.3	1.1	2.0	6.5
Liquids		2834-20201	06/81	113.1	113.1	113.1	0	0	1.5	5.6
Other antacids		2834-20202	06/81	111.7	113.6	114.1	.5	2.1	2.5	7.4
Antiseptics and antibacterials		2834-206	06/81	113.7	114.1	114.1	0	0	.4	3.4
Cough and cold preparations		2834-208	06/81	119.3	121.6	122.8	1.0	4.1	4.4	8.3
Cough syrups, elixirs, expectorants, drops, lozenges, gums, troches		2834-20819	06/81	112.8	114.1	114.5	.4	2.7	2.7	3.3
Cold tablets, capsules (including antihistamine cold preparations)		2834-20831	06/81	122.9	125.9	125.9	0	(³)	2.4	6.1
Decongestants		2834-20849	06/81	(³)	126.2	132.2	4.7	7.7	8.8	18.0
Dermatologicals		2834-209	06/81	113.9	117.0	117.0	0	2.8	2.8	8.8
Other dermatologicals		2834-20909	06/81	116.3	116.1	116.1	0	-1	-1	7.1
External analgesics and counterirritants		2834-211	06/81	102.6	103.2	103.2	0	.6	.5	(³)
Hematinics		2834-214	06/81	(³)	(³)	(³)	(³)	(³)	(³)	(³)

See footnotes at end of table.

Table 4. Producer price indexes for the net output of selected industries and their products—Continued

Industry and product ¹	Industry code	Product code	Index base	Index			Percent change to May 1983 from —			
				Jan. 1983 ²	Apr. 1983 ²	May 1983 ²	Apr. 1983	Feb. 1983	Nov. 1982	May 1982
Pharmaceutical preparations—Continued										
Hemorrhoidal preparations		2834-215	06/81	110.1	115.1	115.1	0	(³)	4.8	7.4
Laxatives		2834-216	06/81	108.8	110.3	111.8	1.3	2.7	4.0	8.6
Vitamins		2834-221	06/81	109.9	111.0	109.0	-1.8	-8	3.5	.9
Adult multivitamins		2834-22101	06/81	110.9	112.7	110.1	-2.3	-7	5.2	1.8
B-complex		2834-22102	06/81	101.5	101.1	101.1	0	-4	-4	-4.1
Other vitamins		2834-22109	06/81	109.3	109.1	108.0	-1.0	-1.2	.1	-6
Miscellaneous non-prescription pharmaceutical preparations		2834-298	06/81	109.4	(³)	(³)	(³)	(³)	(³)	(³)
Pharmaceutical preparations, veterinary		2834-3	06/81	96.3	98.3	98.8	1.6	3.4	1.8	1.6
Prescription		2834-301	06/81	94.1	95.4	96.2	.8	2.2	1.3	-6
Non-prescription		2834-302	06/81	101.4	105.1	108.4	3.2	6.1	2.8	6.4
Other non-prescription		2834-30209	06/81	94.1	(³)	104.1	(³)	10.6	4.3	1.0
Miscellaneous receipts		2834-M	06/81	130.6	130.1	130.1	0	-4	.6	(³)
Resales		2834-289	06/81	130.6	130.1	130.1	0	-4	.6	(³)
Secondary products		2834-S	06/81	119.7	120.6	120.7	.1	.5	.9	13.7
Biological products		2831-S	06/81	170.6	172.8	172.2	-3	-2	2.5	57.7
Other secondary products		2834-SSS	06/81	112.2	112.6	113.0	.4	.7	.2	3.8
Toilet preparations										
Primary products	2844	2844-P	03/80	124.1	127.0	127.2	.2	.4	2.7	3.6
Shaving preparations		2844-1	03/80	131.4	125.9	129.3	2.8	-2.4	6.9	-2.7
Shaving soaps and creams		2844-135	03/80	146.2	147.5	136.1	-7.7	-7.7	2.5	5.6
Aftershave preparations		2844-156	03/80	126.2	(³)	127.3	(³)	0	9.7	-6.2
Perfume, toilet water, and cologne		2844-2	03/80	122.8	127.5	130.3	2.2	.6	-1.6	6.4
Perfume		2844-2A	03/80	106.5	116.2	125.6	8.0	.2	2.9	-2.6
Liquid and solid perfume		2844-223	03/80	76.0	(³)	124.4	(³)	.5	1.2	-11.4
Cologne and toilet water		2844-232	03/80	130.0	132.4	(³)	(³)	(³)	(³)	(³)
Hair preparations		2844-3	03/80	123.9	124.5	124.6	.1	.4	-6	4.4
Hair tonics and rinses		2844-3A	03/80	132.6	137.3	137.3	0	3.5	4.3	5.3
Hair tonics		2844-321	03/80	127.9	132.8	132.8	0	3.8	6.0	5.3
Hair dressings and sprays		2844-3B	03/80	136.9	136.7	138.7	1.4	2.5	-5.1	3.3
Hair dressings		2844-341	03/80	134.7	145.8	145.3	-3	6.9	7.9	13.8
Hair sprays		2844-36A								
Aerosol hair sprays		2844-363	03/80	138.8	137.6	139.8	1.6	2.1	-6.2	2.4
Shampoos		2844-31	03/80	109.2	109.6	108.6	-9	-1.9	-3	-1.5
Synthetic organic detergent		2844-31A	03/80	106.9	106.9	105.6	-1.2	-1.2	-1.1	-3.1
Liquid synthetic organic detergent		2844-316	03/80	104.2	104.2	102.9	-1.2	-1.2	-1.1	-3.2
Soap shampoos		2844-313	03/80	121.3	123.1	123.1	0	-4.2	2.1	4.3
Permanents - both home and commercial		2844-337	03/80	126.6	127.2	130.3	2.4	4.0	1.3	5.3
Hair coloring preparations		2844-351	03/80	119.5	118.5	118.5	0	(³)	-1.0	(³)
Other hair preparations		2844-398	03/80	124.3	(³)	124.3	(³)	0	0	5.8
Other cosmetics and toilet preparations		2844-5	03/80	128.7	135.0	133.3	-1.2	.3	6.0	6.9
Creams and lotions		2844-51	03/80	128.1	126.9	126.6	-3	-1.0	6.2	3.8
Creams		2844-51A	03/80	133.0	130.1	134.3	3.2	1.8	9.1	5.0
Cleansing creams		2844-511	03/80	156.2	(³)	160.8	(³)	6.8	13.6	10.5
Foundation creams		2844-512	03/80	120.7	120.7	120.7	0	0	4.2	4.8
Lubricating creams, including hormone creams		2844-513	03/80	140.7	126.5	140.8	11.3	0	17.8	.1
Other creams		2844-514	03/80	118.2	118.6	118.6	0	0	1.8	4.3
Lotions and oils		2844-51B	03/80	123.8	124.2	119.9	-3.5	-3.7	3.5	2.6
Suntan lotions and sunscreens, including oils		2844-515	03/80	109.6	112.7	112.7	0	-6	4.2	4.7
Hand lotions		2844-518	03/80	129.5	129.5	119.7	-7.5	(³)	7.0	2.3
Other lotions & oils, including petroleum jellies but excluding hair, aftershave & bath oils		2844-519	03/80	121.0	121.0	121.0	0	0	0	.3
Cosmetics		2844-52A	03/80	124.7	139.6	139.5	-1	.3	7.9	16.3
Lip preparations (lipstick, lip gloss, etc.)		2844-521	03/80	116.9	132.0	131.7	-2	-1	1.7	16.7
Blushers (rouges), excluding lip rouge		2844-522	03/80	119.3	119.3	119.3	0	0	0	1.7
Eye preparations (mascara, eye shadows, eye liners, eye creams, etc.)		2844-523	03/80	128.7	148.9	148.9	0	.9	19.9	22.1
Deodorants		2844-52B	03/80	142.5	145.3	138.4	-4.8	-4	.2	3.3
Underarm deodorants		2844-52C								
Aerosol underarm deodorants		2844-527	03/80	141.2	(³)	132.6	(³)	-1.6	0	.7
Liquid, cream and roll-on deodorants		2844-528	03/80	123.1	128.6	124.6	-3.1	1.1	.4	6.4
Manicure preparations		2844-53	03/80	125.1	135.9	132.5	-2.5	7.6	6.3	6.7
Nail lacquers and enamels		2844-531	03/80	137.1	150.9	146.5	-2.9	(³)	6.3	5.7
Powders		2844-54	03/80	133.9	133.9	133.9	0	1.0	6.1	9.6
Talcum and toilet powders		2844-541	03/80	(³)	133.8	133.8	0	(³)	(³)	(³)
Face powders		2844-543	03/80	138.8	(³)	138.8	(³)	3.9	3.9	12.9
Wet application powders, and other powders, including foot powders		2844-549	03/80	128.2	128.2	128.2	0	0	.1	7.0
Bath oils and salts		2844-56								
Bath oils and salts		2844-561	03/80	106.9	147.4	147.5	.1	.1	26.7	.3
Miscellaneous receipts		2844-M	03/80	97.2	97.2	97.2	0	0	8.9	-12.3
Secondary products		2844-S	03/80	147.9	(³)	151.6	(³)	2.3	2.5	9.7
Cyclic (coal tar) crudes and intermediates, organic dyes and pigments										
Primary products	2865	2865-P	12/82	100.2	98.5	98.8	.3	-3	(³)	(³)
Cyclic intermediates		2865-1	12/82	100.0	100.7	101.0	.3	1.2	(³)	(³)
Other cyclic intermediates		2865-199	12/82	100.0	100.0	100.8	.8	.8	(³)	(³)
Miscellaneous other cyclic intermediates		2865-19999	12/82	100.0	100.0	100.0	0	(³)	(³)	(³)
Synthetic organic dyes		2865-2								
Benzenoid dyes		2865-299	12/82	101.5	101.2	100.7	-5	-1.2	(³)	(³)

See footnotes at end of table.

Table 4. Producer price indexes for the net output of selected industries and their products—Continued

Industry and product ¹	Industry code	Product code	Index base	Index			Percent change to May 1983 from —			
				Jan. 1983 ²	Apr. 1983 ²	May 1983 ²	Apr. 1983	Feb. 1983	Nov. 1982	May 1982
Cyclic (coal tar) crudes and intermediates, organic dyes and pigments—Continued										
Synthetic organic pigments (lakes and toners)		2865-3	12/82	100.2	95.0	95.1	0.1	-5.9	(?)	(?)
Synthetic organic pigments (lakes and toners)		2865-311	12/82	100.2	95.0	95.1	.1	-5.9	(?)	(?)
Other synthetic organic pigments		2865-31199	12/82	100.2	93.9	94.0	.1	-7.3	(?)	(?)
Industrial organic chemicals, n.e.c.										
Primary products	2869	2869-P	12/82	99.0	98.8	98.9	.1	1.9	(?)	(?)
Synthetic organic chemicals, n.e.c.		2869-3	12/82	98.6	97.2	97.1	-1	1.6	(?)	(?)
Flavor and perfume materials		2869-311	12/82	100.0	95.3	93.5	-1.9	-1.8	(?)	(?)
Chemical compounds, unmixed		2869-31111	12/82	100.0	100.0	100.0	0	(?)	(?)	(?)
Chemical compounds, mixed		2869-31112	12/82	100.0	99.6	99.6	0	.5	(?)	(?)
Rubber processing chemicals		2869-331	12/82	100.0	100.2	100.0	-2	.4	(?)	(?)
Plasticizers		2869-351	12/82	99.9	89.9	86.2	-4.2	-4.5	(?)	(?)
Other plasticizers		2869-35199	12/82	99.9	89.0	84.9	-4.6	-4.9	(?)	(?)
Pesticides and other synthetic organic agricultural chemicals		2869-4	12/82	98.2	96.6	95.5	-1.1	-2.8	(?)	(?)
Other pesticides and other synthetic organic agricultural chemicals		2869-499	12/82	98.2	96.6	95.5	-1.1	(?)	(?)	(?)
Ethyl alcohol and other industrial organic chemicals, n.e.c.		2869-5	12/82	100.7	99.2	98.7	-5	-9	(?)	(?)
Other industrial organic chemicals, n.e.c.		2869-599	12/82	99.7	98.8	98.0	-8	-4	(?)	(?)
Ethylene		2869-59912	12/82	99.4	96.2	95.5	-7	-1.2	(?)	(?)
Miscellaneous other industrial organic chemicals, n.e.c.		2869-59999	12/82	100.0	(?)	(?)	(?)	(?)	(?)	(?)
Miscellaneous end-use chemicals and chemical products, excluding urea										
Gasoline additives		2869-6	12/82	97.5	95.5	95.5	0	-1.7	(?)	(?)
Lubricating oil and grease additives		2869-613	12/82	91.7	(?)	(?)	(?)	(?)	(?)	(?)
Other miscellaneous end-use chemicals and chemical products, excluding urea		2869-614	12/82	100.0	100.0	100.0	0	0	(?)	(?)
Miscellaneous cyclic and acyclic chemicals and chemical products		2869-699	12/82	100.1	(?)	97.3	(?)	-1.3	(?)	(?)
Alcohols, synthetic, monohydric		2869-7	12/82	98.6	97.7	97.9	.2	3.4	(?)	(?)
Other miscellaneous cyclic and acyclic chemicals and chemical products		2869-754	12/82	98.7	98.4	98.4	.1	-1.7	(?)	(?)
Miscellaneous receipts		2869-799	12/82	98.3	98.0	98.1	.1	6.5	(?)	(?)
Resales		2869-M	12/82	100.0	100.0	98.9	-1.1	-1.1	(?)	(?)
Secondary products		2869-Z89	12/82	(?)	(?)	(?)	(?)	(?)	(?)	(?)
Cyclic crudes and intermediates, organic dyes and pigments		2869-S	12/82	99.8	101.6	102.1	.5	2.7	(?)	(?)
Other secondary products		2865-S	12/82	94.9	91.2	93.8	2.8	-3	(?)	(?)
Other secondary products		2869-SSS	12/82	98.7	99.8	99.8	0	.4	(?)	(?)
Nitrogenous fertilizers										
Primary products	2873	2873-P	12/79	117.0	116.7	116.0	-6	.5	-2.0	-6.2
Synthetic ammonia, nitric acid and ammonium compounds		2873-1	12/79	114.7	114.2	113.4	-7	.5	-2.7	-7.5
Nitrate (100% NH4NO3)		2873-1A	12/79	116.5	116.6	116.1	-4	1.2	-2.3	-6.3
Nitrate for fertilizer use		2873-1A	12/79	119.4	126.8	126.4	-3	6.4	3.6	-2.7
Solid nitrate		2873-15A	12/79	(?)	128.0	128.0	0	(?)	(?)	-3.1
Nitrogen solutions and other ammonium compounds		2873-1B	12/79	108.4	108.4	107.4	-9	-2.5	-6.2	-6.5
Nitrogen solutions, including mixtures containing urea (100%N)		2873-155	12/79	108.6	113.8	112.5	-1.1	1.5	-3.3	-1.3
Anhydrous and aqua ammonia		2873-13	12/79	(?)	(?)	(?)	(?)	(?)	(?)	(?)
Anhydrous ammonia		2873-131	12/79	(?)	(?)	(?)	(?)	(?)	(?)	(?)
Urea		2873-2	12/79	107.4	104.8	102.6	-2.1	-2.8	-4.2	-12.6
Secondary products		2873-S	12/79	122.0	122.2	122.2	0	.6	.8	-8
Phosphatic fertilizers		2874-S	12/79	100.5	100.6	100.6	0	(?)	3.2	-3.5
Phosphatic fertilizers										
Primary products	2874	2874-P	12/79	106.1	107.3	107.6	.3	.7	.2	-6.2
Phosphoric acid		2874-1	12/79	104.0	105.0	105.2	.2	.2	-5	-7.7
Wet process phosphoric acid		2874-151	12/79	118.0	118.9	117.5	-1.2	-1.2	-1.7	-9.4
Superphosphate and other phosphatic fertilizer materials		2874-2	12/79	100.9	102.3	102.7	.3	.4	-3	-7.9
Superphosphate		2874-2A	12/79	95.9	100.5	98.6	-1.9	.3	2.1	-8.5
Triple superphosphates (42% P2O5 and above)		2874-241	12/79	95.0	99.7	97.8	-2.0	.4	2.3	-9.0
Ammonium phosphates and other phosphatic fertilizer materials		2874-2B	12/79	102.5	102.9	103.9	1.0	.4	-1.0	-7.7
Ammonium phosphates		2874-251	12/79	103.4	103.9	105.1	1.1	.5	-1.1	-8.6
Mixed fertilizers, produced from one or more materials made in the same plant		2874-3	12/79	106.8	106.5	107.8	1.3	.9	-3	-5.0
Complete mixed fertilizer		2874-31	12/80	100.9	101.6	103.0	1.4	2.1	2.6	-3.2
Complete mixed fertilizer, dry form		2874-313	12/79	109.2	110.0	110.0	0	.7	1.3	-3.0
Complete mixed fertilizer, dry form, other N-P-K		2874-31306	12/79	(?)	(?)	(?)	(?)	(?)	(?)	(?)
Secondary products		2874-S	12/79	125.3	129.6	131.6	1.5	7.1	6.4	7.6
Fertilizers, mixing only										
Mixed fertilizers (made by plants which do not manufacture phosphatic fertilizer materials)	2875	2875-P	12/79	118.1	118.1	118.1	.0	.9	-1.2	-3.8
Complete mixed fertilizers (guarantees N, P2O5 and K2O)		2875-2A	12/79	118.0	117.1	117.1	0	.4	-1.7	-4.5
Complete mixed fertilizer, dry form		2875-213	12/79	116.2	115.4	115.4	0	.6	-1.7	-4.7
Complete mixed fertilizer, dry form		2875-213	12/79	116.7	116.7	116.8	0	1.4	-1.0	-4.5
Complete mixed fertilizer, dry form, 5-10-15 N-P-K		2875-21301	12/79	122.2	118.9	118.9	0	-3.0	-3.1	-4.4
Complete mixed fertilizer, dry form, 8-24-24 N-P-K		2875-21302	12/79	106.5	109.2	109.2	0	2.6	1.8	-2.6
Complete mixed fertilizer, dry form, 10-10-10 N-P-K		2875-21303	12/79	116.8	116.7	116.5	-1	-3	-1.8	-4.1
Complete mixed fertilizer, dry form, 12-12-12 n-p-k		2875-21304	12/79	124.1	124.6	124.6	0	.7	.8	-2.7
Complete mixed fertilizer, dry form, miscellaneous N-P-K		2875-21306	12/79	116.5	116.6	116.6	0	1.5	-1.0	-4.6
Complete mixed fertilizers, liquid form		2875-227	12/79	130.8	119.5	119.5	0	-7.4	-8.6	-6.4

See footnotes at end of table.

Table 4. Producer price indexes for the net output of selected industries and their products—Continued

Industry and product ¹	Industry code	Product code	Index base	Index			Percent change to May 1983 from —			
				Jan. 1983 ²	Apr. 1983 ²	May 1983 ²	Apr. 1983	Feb. 1983	Nov. 1982	May 1982
Fertilizers, mixing only—Continued										
Incomplete mixed fertilizers		2875-2B	12/80	108.8	107.5	107.5	0	-0.6	-2.1	-3.1
Incomplete mixed fertilizers, grades guaranteeing P205 and K20 only		2875-231	12/79	108.1	109.1	109.1	0	1.8	-.9	-6.3
Miscellaneous receipts		2875-M	12/79	114.6	118.2	117.8	-.4	3.1	.3	-1.1
Resales		2875-289	12/79	114.6	118.3	117.8	-.4	3.2	.3	-1.2
Secondary products		2875-S	12/79	136.9	137.7	138.3	.5	1.0	1.3	-1.3
Agricultural chemicals, n.e.c.	2879		06/82	98.6	99.3	99.3	0	.6	-.9	(³)
Primary products		2879-P	06/82	98.1	99.1	99.1	0	.8	-1.1	(³)
Insecticidal preparations primarily for agricultural, garden or health service use		2879-5	06/82	98.9	99.4	100.6	1.3	1.9	1.0	(³)
Containing organic compounds		2879-525	06/82	98.8	99.3	100.7	1.3	2.1	1.1	(³)
Carbamate preparations		2879-52531	06/82	(³)	(³)	101.4	(³)	.3	.9	(³)
Organo-phosphate preparations		2879-52541	06/82	(³)	100.6	103.5	2.9	4.2	(³)	(³)
Other organic preparations		2879-52579	06/82	88.1	87.0	87.9	1.0	1.0	-7.6	(³)
Herbicidal preparations primarily for agricultural, garden or health service use		2879-6	06/82	96.9	98.8	98.6	-.2	1.3	-2.0	(³)
Containing organic compounds		2879-625	06/82	96.7	98.7	98.9	.1	1.6	-1.8	(³)
Phenoxy compound preparations		2879-62541	06/82	101.7	102.6	102.5	-.1	.8	(³)	(³)
Triazine preparations		2879-62565	06/82	(³)	96.9	96.9	0	-.6	-2.2	(³)
Other organic preparations		2879-62579	06/82	95.6	(³)	(³)	(³)	(³)	(³)	(³)
Fungicidal preparations primarily for agricultural, garden or health service use		2879-7	06/82	99.0	95.6	94.1	-1.5	-4.3	-5.9	(³)
Containing organic compounds		2879-725	06/82	98.8	96.7	96.7	0	-2.2	-3.3	(³)
Miscellaneous organic compounds		2879-72579	06/82	98.8	96.7	96.7	0	-2.2	-3.3	(³)
Other pesticidal preparations primarily for agricultural, garden or health service use		2879-8	06/82	101.2	100.9	100.0	-.9	-1.1	-.9	(³)
Except soil fumigants, defoliant, dissicants and rodenticides		2879-898	06/82	(³)	99.3	99.9	.6	.3	.6	(³)
Household pesticidal preparations		2879-9	06/82	103.8	103.6	99.6	-3.9	-3.9	-.3	(³)
Miscellaneous household pesticidal preparations, including industrial exterminants		2879-998	06/82	98.7	97.5	97.1	-.4	-.4	-1.3	(³)
Secondary products		2879-S	06/82	99.6	(³)	(³)	(³)	(³)	(³)	(³)
Explosives	2892		12/80	115.0	115.7	116.9	1.0	-1.6	-1.3	1.4
Primary products		2892-P	12/80	115.5	116.9	117.5	.5	-2.1	-1.9	1.5
Explosives manufactured in privately owned and operated establishments		2892-1	A01 12/80	115.5	116.9	117.5	.5	-2.1	-1.9	1.5
High explosives		2892-11	A01 12/80	115.3	115.0	116.0	.9	.3	.6	1.0
ANFO, except slurry		2892-117	A01 12/80	122.2	123.0	122.8	-.2	(³)	.1	2.3
Water gel and slurries		2892-118	A01 12/80	124.5	(³)	126.1	(³)	-.2	.7	.5
Blasting accessories		2892-16	A01 12/80	115.2	119.7	119.8	.2	3.9	4.2	2.3
Other blasting accessories		2892-169	A01 12/80	110.1	117.3	(³)	(³)	(³)	(³)	(³)
Secondary products		2892-S	12/80	105.0	(³)	102.8	(³)	(³)	-1.8	-5.0
Paving mixtures and block	2951		06/81	99.1	100.3	100.1	-.2	.9	.8	1.2
Primary products		2951-P	06/81	99.0	100.4	100.1	-.3	1.0	.8	1.5
Emulsified asphalt incl. liquid additives		2951-111	06/81	99.7	100.7	100.5	-.1	(³)	.9	.1
Asphalt & tar paving mixtures & blocks		2951-113	06/81	98.6	99.8	99.5	-.3	.8	.5	2.0
Northern tier		2951-11311	06/81	(³)	100.4	100.8	.4	(³)	1.2	.4
Central tier		2951-11312	06/81	95.0	95.7	95.8	.1	.5	1.9	1.8
Southern tier		2951-11313	06/81	102.1	(³)	(³)	(³)	(³)	(³)	(³)
Miscellaneous receipts		2951-M	06/81	92.8	91.4	93.3	2.1	.6	1.5	-3.6
Resales		2951-289	06/81	90.7	88.4	88.4	0	-2.5	-1.1	-9.2
Secondary products		2951-S	06/81	(³)	109.8	108.8	-.9	(³)	-.4	.7
Lubricating oils and greases	2992		12/80	106.2	106.4	106.0	-.4	-.4	-.2	-.8
Primary products		2992-P	12/80	106.4	106.6	106.2	-.4	-.5	-.2	-.8
Lubricating and similar oils		2992-1	12/80	106.4	106.5	105.8	-.6	-.8	-.5	-.9
Automotive		2992-111	12/80	105.4	105.7	104.8	-.9	-1.0	-.5	-1.1
Commercial		2992-1111	12/80	108.4	107.6	106.8	-.8	-.9	-.9	-1.1
Commercial motor oil		2992-11111	12/80	109.0	107.3	105.4	-1.8	-2.0	(³)	-2.5
Other commercial oil		2992-11112	12/80	107.8	107.8	107.8	0	0	0	0
Retail		2992-1112	12/80	102.4	103.8	102.7	-1.1	-1.2	-.2	-1.2
Retail motor oil		2992-11121	12/80	107.6	110.3	108.1	-2.0	-2.1	-.4	-2.2
Other retail oil		2992-11122	12/80	(³)	(³)	(³)	(³)	(³)	(³)	(³)
Industrial		2992-121	12/80	108.7	108.3	108.3	0	-.3	-.3	-.3
General industrial oil		2992-12111	12/80	109.8	109.8	109.8	0	0	0	.1
Industrial process oil		2992-12112	12/80	107.4	106.6	106.6	0	-.7	-.7	-.7
Industrial metalworking oil		2992-12113	12/80	108.3	107.8	107.8	0	-.5	-.5	-.7
Lubricating greases		2992-2	12/80	106.3	107.5	108.3	.7	1.5	1.3	-.2
Industrial grease		2992-232	12/80	104.8	106.8	108.1	1.2	2.6	2.9	-.9
Secondary products		2992-S	12/80	(³)	(³)	(³)	(³)	(³)	(³)	(³)

See footnotes at end of table.

Table 4. Producer price indexes for the net output of selected industries and their products—Continued

Industry and product ¹	Industry code	Product code	Index base	Index			Percent change to May 1983 from —			
				Jan. 1983 ²	Apr. 1983 ²	May 1983 ²	Apr. 1983	Feb. 1983	Nov. 1982	May 1982
Tires and inner tubes	3011		06/81	102.3	99.2	99.3	0.0	-1.3	-2.8	-3.0
Primary products		3011-P	06/81	101.6	98.2	98.3	0	-1.5	-3.1	-3.3
Passenger car pneumatic tires		3011-1	06/81	101.9	98.9	98.9	0	-1.9	-3.0	-2.4
Radials		3011-112	06/81	104.1	99.7	99.7	0	-3.5	-4.4	-3.0
Highway standard service		3011-1121	06/81	104.1	99.7	99.7	0	-3.5	-4.4	-3.0
13" Rim diameter. Original equipment or replacement		3011-11211	06/81	106.5	106.6	106.6	0	0	.1	1.1
14" Rim diameter. Original equipment or replacement		3011-11212	06/81	103.0	102.1	102.0	-.1	-.5	-1.8	-.3
15" Rim diameter. Original equipment or replacement		3011-11213	06/81	104.3	97.7	97.8	-.1	-5.3	-6.2	-4.8
Non-radials		3011-15	06/81	99.3	98.0	98.0	0	0	-1.2	-1.6
Bias-Ply		3011-151	06/81	99.1	97.2	97.2	0	0	-2.1	-2.6
Highway standard service		3011-1511	06/81	98.8	96.5	96.5	0	0	-2.5	-3.0
14" Rim diameter. Original equipment or replacement		3011-15112	06/81	102.5	100.0	100.0	0	0	-2.8	-2.7
15" Rim diameter. Original equipment or replacement		3011-15113	06/81	94.9	94.9	94.9	0	0	0	-3.1
Bias-belted		3011-152	06/81	99.6	99.0	99.0	0	0	.2	-.2
Truck/bus tires, including off highway		3011-2	06/81	100.9	96.3	96.5	.3	-.4	-3.7	-4.8
Non-radials		3011-215	06/81	100.6	96.5	96.9	.4	.4	-2.9	-4.5
Light highway truck. Original equipment or replacement		3011-21511	06/81	104.0	100.3	100.3	0	0	-3.5	-3.5
Medium/heavy highway truck. Original equipment or replacement		3011-21521	06/81	95.9	91.3	92.1	1.0	1.1	-1.9	-6.0
Other pneumatic and all solid tires		3011-3	06/81	99.4	99.3	98.6	-.7	-.7	-2.2	-4.9
Tractor/implement tires		3011-314	06/81	98.2	98.0	96.9	-1.1	-.9	-1.0	-5.4
Rear tractor. Original equipment or replacement		3011-31421	06/81	88.6	88.3	85.5	-3.1	-2.6	-2.7	-14.0
Industrial and highway - solid		3011-333	06/81	107.0	(³)	(³)	(³)	(³)	(³)	(³)
Other solid and semi-pneumatic, incl. hand lawnmower, baby carriage, tricycle, etc.		3011-342	06/81	89.7	88.9	88.9	0	-.9	-15.8	(³)
Tread rubber, tire sundries, and repair materials		3011-5	06/81	103.2	102.8	102.8	0	1.6	.6	.3
Tread rubber		3011-511	06/81	104.0	103.4	(³)	(³)	(³)	(³)	(³)
Other tire sundries and repair materials, n.e.c.		3011-539	06/81	102.7	102.2	102.4	.2	-.3	-.3	-.3
Secondary products		3011-S	06/81	104.4	(³)	(³)	(³)	(³)	(³)	(³)
Rubber and plastics footwear	3021		12/80	102.1	101.9	101.9	0	-.2	0	-.5
Primary products		3021-P	12/80	104.3	104.2	104.2	0	0	0	.2
Footwear of all rubber or all plastics		3021-1	12/80	109.9	113.0	113.0	0	2.8	2.5	2.8
Boots		3021-121	12/80	106.5	110.3	110.3	0	3.6	3.6	3.6
Footwear with rubber or plastic sole vulcanized or molded to fabric uppers		3021-2	12/80	102.8	101.8	101.8	0	-.8	-.8	-.6
Men's footwear		3021-201	12/80	101.7	99.9	99.9	0	-1.7	-2.5	-1.7
Youths' and boys' footwear		3021-203	12/80	(³)	(³)	(³)	(³)	(³)	(³)	(³)
Women's and misses' footwear		3021-205	12/80	103.4	103.1	103.1	0	-.2	.9	.1
Secondary products		3021-S	12/80	94.5	93.7	93.7	0	-.9	0	-3.1
Rubber and plastics hose and belting	3041		12/81	103.0	103.6	103.6	-.1	.4	.3	2.4
Primary products		3041-P	12/81	103.7	104.5	104.4	-.1	.5	.4	2.9
Rubber and plastics belts and belting, flat		3041-1	12/81	101.1	101.0	101.0	0	-.1	.3	-2.7
Light weight conveyor and elevator		3041-103	12/81	105.3	105.3	105.3	0	0	0	1.9
Heavy duty conveyor and elevator		3041-105	12/81	99.5	99.4	99.4	0	-.1	.5	-3.4
Rubber hose, mandrel made, and all hydraulic		3041-3	12/81	104.5	108.5	108.9	.4	4.2	4.4	2.8
Textile, nonhydraulic		3041-314	12/81	100.0	100.0	100.0	0	0	0	(³)
Wire, hydraulic		3041-316	12/81	107.0	107.0	107.7	.6	.7	.1	-2.3
Rubber hose, long length nonhydraulic, except garden		3041-4	12/81	102.8	103.2	103.2	0	.4	1.6	.9
Textile		3041-451	12/81	103.7	104.2	104.2	0	.5	2.1	1.2
Wire		3041-453	12/81	100.0	100.0	100.0	0	0	(³)	(³)
All other rubber and plastics hose		3041-6	12/81	101.1	100.6	100.5	-.1	-.8	-.6	-.8
Wrapped reinforced		3041-63	12/81	103.0	100.2	100.2	0	-2.8	-2.8	-1.8
Machine		3041-639	12/81	107.6	107.6	107.6	0	0	0	2.4
Braided or loomed, helical reinforced		3041-663	12/81	96.6	97.1	97.1	0	(³)	.6	-2.8
All other rubber hose		3041-674	12/81	101.0	102.3	102.4	.1	.5	1.2	.7
All other plastics hose		3041-68	12/81	100.0	100.0	99.2	-.8	-.8	-.8	-.8
Nonhydraulic		3041-684	12/81	100.0	(³)	98.8	(³)	-1.2	-1.2	(³)
Secondary products		3041-S	12/81	100.0	100.0	100.0	0	0	0	0
Miscellaneous Plastics Products	3079		12/82	99.9	99.7	100.2	.4	.2	(³)	(³)
Primary products		3079-P	12/82	99.9	99.7	100.2	.5	.2	(³)	(³)
Plastics resins and materials, n.e.c.		3079-A								
Other plastics resins and materials		3079-A23	12/82	100.0	(³)	(³)	(³)	(³)	(³)	(³)
Plastics furniture components and furnishings		3079-B	12/82	99.3	100.3	100.3	0	0	(³)	(³)
Selected plastic furniture components and furnishings		3079-BA	12/82	96.8	96.8	96.8	0	0	(³)	(³)
Furniture components, accessories, and parts, except foam ..		3079-B36	12/82	94.4	94.4	94.4	0	0	(³)	(³)
Other (incl. fixtures, lampshades, frames, etc.)		3079-B48	12/82	(³)	100.0	100.0	0	(³)	(³)	(³)
Foam plastics for furniture		3079-BB	12/82	100.0	101.4	101.4	0	0	(³)	(³)
Plastic packaging		3079-C	12/82	100.0	100.4	100.4	0	-.2	(³)	(³)
Plastic shipping and storage products		3079-CA								
Foamed protective shipping pads and shaped packaging		3079-C19	12/82	100.0	100.0	99.4	-.6	-.6	(³)	(³)
Plastic bottles		3079-CB	12/82	100.0	101.4	101.4	0	-.6	(³)	(³)
Plastic containers		3079-CC	12/82	(³)	100.0	99.7	-.3	-.3	(³)	(³)
Jars		3079-C51	12/82	(³)	(³)	100.0	(³)	(³)	(³)	(³)
Plastic caps and closures		3079-CD	12/82	100.1	100.7	100.7	0	0	(³)	(³)
Caps and closures		3079-C79	12/82	100.1	100.7	100.7	0	0	(³)	(³)
Food trays		3079-CE	12/82	(³)	99.9	99.9	0	-.1	(³)	(³)
Food trays (baskets, shipping boxes, and cases)		3079-C81	12/82	(³)	99.9	99.9	.0	-.1	(³)	(³)
Other plastics packaging		3079-CF	12/82	99.7	99.2	99.6	.4	.3	(³)	(³)
Other plastics packaging		3079-C89	12/82	99.7	99.2	99.6	.4	.3	(³)	(³)

See footnotes at end of table.

Table 4. Producer price indexes for the net output of selected industries and their products—Continued

Industry and product ¹	Industry code	Product code	Index base	Index			Percent change to May 1983 from —			
				Jan. 1983 ²	Apr. 1983 ²	May 1983 ²	Apr. 1983	Feb. 1983	Nov. 1982	May 1982
Miscellaneous Plastics Products—Continued										
Transportation fabricated plastics products		3079-D	12/82	99.8	100.6	100.7	0.2	0.3	(?)	(?)
Components, housing, accessories and parts for transportation equipment		3079-DA	12/82	99.7	100.8	100.9	.1	.3	(?)	(?)
Motor vehicles		3079-D32	12/82	99.8	100.8	101.0	.2	.3	(?)	(?)
Foam plastics for automobiles		3079-DB	12/82	100.0	100.1	100.3	.3	.3	(?)	(?)
Electrical and electronic fabricated plastics products		3079-E	12/82	100.6	100.7	101.0	.3	.5	(?)	(?)
Office, computing & accounting machines, cash registers & data processing machines		3079-EA	12/82	100.0	100.0	100.0	0	0	(?)	(?)
Office, computing & accounting machines, cash registers, and data processing machines		3079-E11	12/82	100.0	(?)	100.0	(?)	0	(?)	(?)
Household and commercial appliances		3079-EB	12/82	100.0	100.6	101.6	1.1	1.6	(?)	(?)
Household and commercial appliances		3079-E23	12/82	100.0	100.6	101.6	1.1	1.6	(?)	(?)
Other electrical and electronic equipment		3079-EF	12/82	102.2	102.2	102.2	0	0	(?)	(?)
Other electrical and electronic equipment		3079-E83	12/82	102.2	102.2	102.2	0	0	(?)	(?)
Plastic industrial machinery parts		3079-F	12/82	100.0	104.7	104.7	0	4.7	(?)	(?)
Selected plastic industrial machinery products		3079-FA	12/82	100.0	101.3	101.3	0	1.3	(?)	(?)
Gears, bearings, bushings and cams		3079-F21	12/82	100.0	100.8	100.8	0	.8	(?)	(?)
Other components, housings, accessories and parts		3079-F25	12/82	(?)	101.5	101.5	0	(?)	(?)	(?)
Other industrial plastics products		3079-FB	12/82	(?)	107.2	107.2	0	(?)	(?)	(?)
Other industrial plastics products		3079-F41	12/82	(?)	107.2	107.2	0	(?)	(?)	(?)
Dinnerware, tableware, and kitchenware, except cups		3079-G	12/82	(?)	101.1	101.1	0	1.1	(?)	(?)
Dinnerware, tableware, and kitchenware, except cups		3079-G11	12/82	(?)	101.1	101.1	0	1.1	(?)	(?)
Consumer, institutional & commercial fabricated plastics products, n.e.c.		3079-H	12/82	98.9	99.4	99.6	.2	.2	(?)	(?)
Foamed plastics products		3079-HA	12/82	(?)	100.1	100.1	0	-.4	(?)	(?)
Foam plastics (incl. sponges, holiday decorations, etc.)		3079-H31	12/82	(?)	98.9	98.9	0	-1.6	(?)	(?)
Plasticware (other than dinnerware, tableware, and kitchenware)		3079-HD								
Hospitalware		3079-H63	12/82	99.1	102.0	102.1	.1	.2	(?)	(?)
Other consumer, commercial and industrial products		3079-HE	12/82	100.3	100.9	101.3	.4	.6	(?)	(?)
Other consumer, commercial and industrial products		3079-H73	12/82	100.3	100.9	101.3	.4	.6	(?)	(?)
Unsupported plastics film, sheetings, rods and tubes		3079-1	12/82	100.3	99.0	100.1	1.1	1.1	(?)	(?)
Film, sheets, and sheetings (excl. foam and floor and wall coverings)		3079-1A	12/82	100.3	98.8	99.3	.5	.4	(?)	(?)
Polyethylene		3079-127	12/82	(?)	100.0	100.0	0	0	(?)	(?)
Vinyl and vinyl copolymer		3079-167	12/82	100.0	99.5	99.5	0	-.5	(?)	(?)
Other unsupported plastics film, sheets and sheeting		3079-177	12/82	100.9	101.0	102.5	1.4	(?)	(?)	(?)
Rods, tubes and other shapes		3079-1B	12/82	100.0	100.5	106.7	6.2	6.7	(?)	(?)
Rods, tubes and other stock shapes (excl. foam)		3079-185	12/82	100.0	(?)	106.7	(?)	(?)	(?)	(?)
Laminated plastics sheets, rods and tubes		3079-3	12/82	100.6	98.9	98.9	0	-1.7	(?)	(?)
Thermosetting		3079-301	12/82	100.5	98.3	98.3	0	-2.2	(?)	(?)
Thermoplastic		3079-381	12/82	101.0	(?)	100.6	(?)	-.4	(?)	(?)
Building and construction plastics products		3079-6	12/82	99.6	96.9	98.5	1.7	-.8	(?)	(?)
Plastic construction panels		3079-6A								
Corrugated and flat panels		3079-612	12/82	95.2	94.7	94.7	0	-.6	(?)	(?)
Selected finished plastic construction products		3079-6B	12/82	(?)	103.1	103.1	0	1.7	(?)	(?)
Doors, partitions, moldings, windows and frames, and decorative trim		3079-623	12/82	(?)	102.2	102.2	0	(?)	(?)	(?)
Supported and unsupported floor, wall and counter coverings ..		3079-6C	12/82	(?)	100.9	(?)	(?)	(?)	(?)	(?)
Other unsupported floor, wall, and counter coverings		3079-639	12/82	(?)	100.0	(?)	(?)	(?)	(?)	(?)
Plastic pipes and fittings		3079-6E	12/82	99.8	93.7	95.3	1.7	-3.9	(?)	(?)
Pipes		3079-657	12/82	99.7	98.9	102.1	3.2	3.0	(?)	(?)
Fittings and unions		3079-658	12/82	(?)	(?)	(?)	(?)	(?)	(?)	(?)
Custom compounded purchased resins		3079-9	12/82	100.0	100.0	100.0	0	0	(?)	(?)
Custom compounded purchased resins		3079-911	12/82	100.0	100.0	100.0	0	0	(?)	(?)
Miscellaneous receipts		3079-M	12/82	(?)	100.0	100.0	0	(?)	(?)	(?)
Resales		3079-Z89	12/82	(?)	100.0	100.0	0	(?)	(?)	(?)
Secondary products		3079-S	12/82	100.0	100.4	100.4	0	0	(?)	(?)
Leather tanning and finishing	3111		06/81	99.0	100.0	102.1	2.2	3.7	2.9	4.5
Primary products		3111-P	06/81	98.6	99.6	101.9	2.3	3.9	3.3	5.0
Finished cattle hide and kip side leather		3111-1	06/81	98.5	99.6	102.1	2.6	4.4	3.0	4.9
Grains, except offal and wetting leather		3111-1A	06/81	100.1	101.1	102.5	1.5	3.1	1.6	3.6
Bag, case, and strap leather		3111-134	06/81	100.8	100.3	101.2	.9	.8	-.2	.3
Upper leather, including patent		3111-137	06/81	98.2	98.7	100.8	2.2	3.5	2.5	4.1
Dress and casual shoe, including all patent		3111-13711	06/81	98.4	98.7	100.9	2.2	(?)	2.5	5.3
Other upper leather		3111-13712	06/81	96.9	98.3	100.1	1.9	4.0	2.7	-2.0
Garment leather		3111-142	06/81	100.6	(?)	(?)	(?)	(?)	(?)	(?)
Other grains		3111-147	06/81	(?)	(?)	(?)	(?)	(?)	(?)	(?)
Finished splits		3111-1C	06/81	85.0	86.1	94.2	9.4	14.5	13.3	15.4
Finished sheep and lamb leather		3111-3	06/81	102.9	102.9	102.9	0	0	0	1.1
Garment leather		3111-331	06/81	101.5	101.5	(?)	(?)	(?)	(?)	(?)
Rough, crust, and wet blue not finished in the same establishment		3111-5	06/81	71.2	76.5	79.7	4.3	10.8	24.9	22.5
Wet blue cattle hide splits		3111-512	06/81	66.3	73.0	76.6	4.9	13.8	34.5	31.6
Rough, crust and other wet blue		3111-513	06/81	94.8	(?)	(?)	(?)	(?)	(?)	(?)
Receipts for contract tanning done for others on their materials		3111-9	06/81	106.3	106.3	108.2	1.8	1.8	4.1	5.5
Men's footwear	3143		12/80	107.5	108.2	107.0	-1.0	0	-1.1	-.8
Primary products		3143-P	12/80	107.4	108.1	106.9	-1.2	0	-1.2	-.8
Men's leather upper footwear		3143-1	12/80	107.7	108.4	107.0	-1.3	-2	-1.5	-1.1

See footnotes at end of table.

Table 4. Producer price indexes for the net output of selected industries and their products—Continued

Industry and product ¹	Industry code	Product code	Index base	Index			Percent change to May 1983 from —			
				Jan. 1983 ²	Apr. 1983 ²	May 1983 ²	Apr. 1983	Feb. 1983	Nov. 1982	May 1982
Men's footwear—Continued										
Men's leather upper dress and casual shoes		3143-111	12/80	105.2	107.0	104.6	-2.3	-0.5	-2.2	-1.3
Men's leather upper boots		3143-112	12/80	111.1	111.1	111.2	0	.2	.1	-1.0
Men's leather upper work shoes or boots		3143-113	12/80	111.2	109.7	109.7	0	.4	-9	-6
Men's leather upper other footwear		3143-114	12/80	107.8	105.4	103.5	-1.9	-4.0	-4.0	-3.3
Men's plastic upper footwear		3143-2	12/80	103.6	105.5	105.5	0	1.8	1.8	1.9
Men's plastic upper dress and casual shoes		3143-216	12/80	103.7	106.1	106.1	0	2.3	2.3	2.5
Secondary products		3143-S	12/80	106.4	105.3	105.3	0	-3	-5	-1.0
Women's footwear										
Women's footwear	3144		12/80	104.6	102.4	103.9	1.5	1.5	1.0	4.3
Primary products		3144-P	12/80	103.9	101.4	103.0	1.6	1.7	.9	4.4
Women's leather upper footwear		3144-1	12/80	105.9	101.7	104.1	2.3	2.5	1.4	5.3
Women's leather upper dress shoes		3144-111	12/80	101.8	102.4	103.0	.6	.3	1.2	3.2
Women's leather upper casual shoes		3144-112	12/80	99.5	100.0	101.5	1.4	1.9	.8	5.0
Women's leather upper sandals		3144-113	12/80	(³)	99.3	107.1	7.9	(³)	(³)	(³)
Women's leather upper boots		3144-114	12/80	145.7	(³)	109.1	(³)	-3	1.1	1.3
Women's leather upper other footwear		3144-115	12/80	111.8	111.9	111.9	0	0	1.3	2.1
Women's plastic upper footwear		3144-2	12/80	99.1	98.9	99.9	1.0	.7	.1	1.6
Women's plastic upper dress shoes		3144-216	12/80	104.6	105.3	105.3	0	.2	.6	1.1
Women's plastic upper casual shoes		3144-217	12/80	105.5	(³)	106.4	(³)	(³)	.8	2.6
Women's plastic upper sandals		3144-218	12/80	61.8	57.5	63.4	10.3	(³)	-5.6	(³)
Women's other upper footwear		3144-3								
Secondary products		3144-S	12/80	115.7	(³)	116.6	(³)	0	2.1	4.6
Footwear, except rubber, n.e.c.										
Footwear, except rubber, n.e.c.	3149		12/79	111.1	110.9	110.8	-.1	0	-.5	2.3
Primary products		3149-P	12/79	109.6	109.3	109.2	-.1	-.1	-.3	1.0
Youths' and boys' footwear		3149-1	12/79	115.2	114.9	114.2	-.6	-.9	-.5	1.2
Youths' and boys' leather upper footwear		3149-112	12/79	113.5	113.0	112.0	-.9	-1.3	-.8	-.1
Misses' footwear		3149-2	12/79	98.6	98.9	98.9	0	0	.3	1.3
Misses' leather upper footwear		3149-215	12/79	103.2	103.8	103.8	0	0	.5	2.1
Misses' non-leather upper footwear		3149-216	05/80	91.3	91.3	91.3	0	0	0	(³)
Children's footwear		3149-3	12/79	110.2	110.4	110.4	0	-.2	.5	2.6
Children's leather upper footwear		3149-318	12/79	111.8	111.8	111.8	0	0	.4	3.4
Infants' and babies' footwear		3149-4	12/79	113.4	113.5	113.5	0	.1	-.4	.8
Infants' and babies' leather upper footwear		3149-421	12/79	113.5	113.7	113.7	0	-.2	-.5	1.0
Athletic footwear, except rubber		3149-5	12/79	108.2	107.0	107.0	0	0	-1.2	-.6
Athletic footwear designed for sports		3149-524	12/79	(³)	(³)	120.3	(³)	(³)	-1.9	(³)
All other athletic footwear, except rubber		3149-525	12/79	(³)	(³)	(³)	(³)	(³)	(³)	(³)
All other footwear, except rubber, n.e.c.		3149-6	12/79	107.8	108.3	108.4	.1	.6	.6	1.0
Secondary products		3149-S	12/79	116.8	116.7	116.7	0	0	-1.4	7.0
Men's footwear		3149-S	12/80	102.4	102.4	102.4	0	.1	.3	.4
Women's footwear		3144-S	12/80	104.2	104.2	104.2	0	0	-3.3	-.9
Other secondary products		3149-SSS	12/79	194.3	(³)	193.5	(³)	0	-.2	(³)
Women's and children's handbags and purses										
Women's and children's handbags and purses	3171		06/82	102.1	102.2	102.2	-.1	-.8	2.0	(³)
Primary products		3171-P	06/82	102.4	102.6	102.6	-.1	-.9	2.3	(³)
Women's and children's handbags and purses		3171-5	06/82	102.4	102.6	102.6	-.1	-.9	2.3	(³)
All or chiefly leather		3171-511	06/82	98.9	98.0	97.8	-.2	-2.3	.1	(³)
All or chiefly plastic		3171-551	06/82	103.8	103.8	103.8	0	0	3.8	(³)
Other materials, except precious metals		3171-571	06/82	109.5	108.6	108.6	0	-.8	2.0	(³)
Secondary products		3171-S	06/82	100.0	100.0	(³)	(³)	(³)	(³)	(³)
Personal leather goods, except women's handbags and purses										
Personal leather goods, except women's handbags and purses	3172		06/82	102.0	101.9	102.2	.3	.2	1.4	(³)
Primary products		3172-P	06/82	102.0	101.9	102.2	.3	.2	1.3	(³)
Personal leather goods, except women's handbags and purses		3172-5	06/82	102.0	101.9	102.2	.3	.2	1.3	(³)
Billfolds, wallets, French purses and clutches		3172-5A	06/82	103.0	103.0	103.1	.1	.1	1.7	(³)
Billfolds, wallets, French purses and clutches, leather		3172-511	06/82	102.5	102.5	102.5	0	0	1.4	(³)
Billfolds and wallets		3172-51111	06/82	106.0	106.0	106.0	0	0	2.7	(³)
French purses		3172-51122	06/82	97.8	97.8	97.8	0	0	(³)	(³)
Clutches		3172-51133	06/82	(³)	100.0	100.0	0	(³)	(³)	(³)
Billfolds, wallets, French purses and clutches, except leather		3172-515	06/82	108.4	(³)	110.1	(³)	1.5	(³)	(³)
Travel kits		3172-531	06/82	(³)	(³)	(³)	(³)	(³)	(³)	(³)
Other personal goods, leather		3172-596	06/82	(³)	(³)	100.6	(³)	(³)	(³)	(³)
Other personal goods, except leather		3172-597	06/82	103.7	(³)	104.1	(³)	.4	3.1	(³)
Secondary products		3172-S	06/82	(³)	(³)	102.1	(³)	0	(³)	(³)
Flat glass										
Flat glass	3211		12/80	114.8	114.8	114.8	0	0	1.7	1.6
Primary products		3211-P	12/80	114.6	114.6	114.6	0	0	1.7	1.7
Sheet(window), plate and float glass		3211-5	12/80	110.7	110.7	110.7	0	0	3.3	3.9
.085 inch through .107 inch		3211-512	12/80	114.1	(³)	114.2	(³)	0	3.6	7.1
Glass containers										
Glass containers	3221		06/82	99.6	99.0	98.5	-.5	-1.0	-1.4	(³)
Primary products		3221-P	06/82	99.6	99.0	98.4	-.5	-1.0	-1.5	(³)
Glass containers for domestic consumption		3221-1	06/82	99.6	99.0	98.4	-.5	-1.0	-1.5	(³)
Narrow neck containers		3221-11	06/82	99.6	98.3	97.9	-.4	-1.6	-2.1	(³)
Food		3221-111	06/82	99.9	100.0	100.3	.3	.4	.4	(³)
Medicinal and health		3221-112	06/82	100.0	99.8	99.8	0	-.2	-.2	(³)
Toiletries and cosmetics		3221-114	06/82	100.0	100.3	100.3	0	.3	.3	(³)
Non-alcoholic beverage		3221-115	06/82	99.2	95.2	93.8	-1.4	-4.5	-6.0	(³)
Non-refillable		3221-1155	06/82	100.4	98.1	96.5	-1.7	-2.8	-4.3	(³)

See footnotes at end of table.

Table 4. Producer price indexes for the net output of selected industries and their products—Continued

Industry and product ¹	Industry code	Product code	Index base	Index			Percent change to May 1983 from —			
				Jan. 1983 ²	Apr. 1983 ²	May 1983 ²	Apr. 1983	Feb. 1983	Nov. 1982	May 1982
Glass containers—Continued										
10 to 11.9 oz		3221-11552	06/82	98.6	95.8	93.1	-2.8	-5.6	-7.0	(³)
16 to 16.9 oz		3221-11554	06/82	99.2	95.7	93.3	-2.5	-4.0	-6.4	(³)
17 to 33.9 oz		3221-11555	06/82	(³)	(³)	102.8	(³)	0	(³)	(³)
Beer		3221-116	06/82	99.9	99.1	99.1	0	-8	-8	(³)
Non-refillable		3221-1166	06/82	99.9	99.1	99.1	0	-9	-9	(³)
Under 11 oz		3221-11661	06/82	100.0	100.0	100.0	0	0	0	(³)
12 to 15.9 oz		3221-11663	06/82	(³)	(³)	100.0	(³)	0	(³)	(³)
Liquor		3221-117	06/82	100.2	100.1	100.1	0	-2	-8	(³)
Wine		3221-119	06/82	(³)	100.0	100.0	0	0	1.1	(³)
Wide mouth containers		3221-13								
Food		3221-131	06/82	99.4	101.7	100.7	-1.0	1.4	.9	(³)
Hydraulic cement										
	3241		06/82	95.8	97.0	99.2	2.3	3.0	1.3	(³)
Primary products		3241-P	06/82	95.8	97.0	99.2	2.3	3.0	1.3	(³)
Portland cement		3241-1	06/82	95.5	96.6	99.0	2.5	3.3	1.2	(³)
Normal portland cement, ASTM Type I		3241-111	06/82	93.8	95.6	99.0	3.5	4.7	1.6	(³)
Northeast region		3241-11111								
Middle Atlantic division		3241-11112	06/82	90.7	91.1	92.0	.9	-.7	-1.4	(³)
North Central region		3241-1112	06/82	96.6	100.2	109.8	9.6	14.5	15.0	(³)
East North Central division		3241-11121	06/82	94.4	(³)	116.1	(³)	(³)	23.0	(³)
West North Central division		3241-11122	06/82	99.6	99.6	101.3	1.7	1.7	(³)	(³)
South region		3241-1113	06/82	95.9	98.0	99.3	1.3	2.3	.2	(³)
South Atlantic division		3241-11131	06/82	93.8	96.7	98.5	1.8	2.0	-1.4	(³)
East South Central division		3241-11132	06/82	102.8	107.9	107.9	0	5.0	(³)	(³)
West South Central division		3241-11133	06/82	93.5	93.3	95.0	1.8	.8	-1.5	(³)
West region		3241-1114	06/82	88.4	88.4	88.4	0	-1.2	-11.6	(³)
Pacific division		3241-11142	06/82	84.8	84.8	84.8	0	-1.7	-15.2	(³)
Moderate heat of hydration (moderate sulfate resistance),										
ASTM Type II		3241-112	06/82	100.8	99.9	99.9	0	0	.6	(³)
Northeast region		3241-1121	06/82	102.9	94.8	96.0	1.2	-2.0	-1.7	(³)
Middle Atlantic division		3241-11212	06/82	98.9	97.9	97.5	-.4	-.5	-.1	(³)
West region		3241-1124	06/82	94.8	94.1	93.3	-.8	-1.2	-5.4	(³)
Pacific division		3241-11242	06/82	95.9	94.9	93.8	-1.2	-1.7	-4.4	(³)
High early strength, ASTM Type III		3241-113	06/82	99.9	99.5	99.5	0	-.3	-.3	(³)
Other portland cements		3241-117	06/82	97.6	95.7	95.1	-.6	-2.4	-1.2	(³)
Concrete block and brick										
	3271		06/81	101.4	102.8	102.9	0	1.3	1.5	0.8
Primary products		3271-P	06/81	102.2	103.8	103.8	.1	1.5	1.7	1.8
Concrete block and brick		3271-1	06/81	102.2	103.8	103.8	.1	1.5	1.7	1.8
Structural block, aggregate		3271-11	06/81	101.3	103.0	103.1	.1	1.7	1.9	2.0
Lightweight units made with concrete weighing less than 105										
lb. per cu. ft. (dry weight)		3271-111	06/81	101.6	103.1	103.2	0	1.5	1.7	1.7
Stretcher units, aggregate		3271-1111	06/81	101.3	103.1	103.1	.1	1.5	1.7	1.1
Stretcher units, 8"x8"x16"		3271-11111	06/81	100.1	100.5	100.6	0	.7	.7	-.6
Stretcher units, other sizes n.e.c.		3271-11112	06/81	101.6	103.7	103.7	.1	1.6	1.9	1.5
Other lightweight units, any size, n.e.c.		3271-1112	06/81	102.9	103.6	103.6	0	1.9	1.9	5.5
Medium weight units made with concrete weighing >105 lb.										
but <125 lb. per cu. ft. (dry weight)		3271-115								
Stretcher units, aggregate		3271-1151	06/81	99.5	100.4	100.4	0	.9	.9	.4
Stretcher units, 8"x8"x16"		3271-11511	06/81	97.6	102.2	102.2	0	4.7	4.7	2.1
Normal weight units made with concrete weighing at least										
125 lb. per cu. ft. (dry weight)		3271-117	06/81	101.5	104.1	104.2	.1	2.2	2.6	3.2
Stretcher units, aggregate		3271-1171	06/81	101.4	104.0	104.2	.1	2.3	2.7	3.0
Stretcher units, 8"x8"x16"		3271-11711	06/81	100.9	101.8	102.1	-.3	(³)	1.2	1.2
Stretcher units, other sizes n.e.c.		3271-11712	06/81	101.5	104.6	104.7	.1	2.5	3.1	3.5
Other normal weight units, any size, n.e.c.		3271-1172	06/81	102.4	104.3	104.3	0	1.8	1.9	4.3
Decorative block (such as screen block, split block, slump										
block, shadow block, etc.)		3271-121	06/81	103.2	103.2	(³)	(³)	(³)	(³)	(³)
Concrete brick		3271-151	06/81	119.9	120.1	120.1	0	.2	.2	.5
Paving blocks		3271-161	06/81	106.3	106.3	106.3	0	1.8	1.8	(³)
Miscellaneous receipts		3271-M	06/81	97.8	98.7	98.7	0	.4	.9	-3.3
Resales		3271-Z89	06/81	97.1	97.9	97.9	0	.3	.8	-3.6
Secondary products		3271-S	06/81	103.1	104.6	104.6	0	1.5	.9	1.7
Concrete products										
	3272		12/79	115.5	115.4	115.4	0	-.4	.9	1.8
Primary products		3272-P	12/79	114.7	114.3	114.3	0	-.6	.4	1.1
Concrete pipe		3272-1	12/79	109.2	109.2	109.2	0	-.3	0	.2
Culvert and storm sewer pipe		3272-16	12/80	103.0	103.0	103.0	0	-.7	-.1	.3
Reinforced		3272-161	12/79	111.7	111.8	111.7	0	-.8	-.1	.4
Nonreinforced		3272-162	12/79	109.6	(³)	(³)	(³)	(³)	(³)	(³)
Sanitary sewer pipe		3272-17	12/80	101.4	101.4	101.4	0	0	0	0
Reinforced		3272-171	12/79	108.1	108.1	108.1	0	0	0	0
Precast concrete products		3272-2	12/79	119.9	120.7	120.7	0	.5	3.2	4.0
Burial vaults and boxes		3272-234	12/79	122.2	122.2	122.2	0	0	1.0	2.0
Concrete septic tanks		3272-261	12/79	127.4	129.9	129.9	0	2.0	(³)	(³)
Other precast concrete products		3272-281	12/79	113.2	114.2	114.2	0	.4	1.3	(³)
Prestressed concrete products, excluding pipe		3272-3	12/79	116.3	113.0	113.1	0	-2.8	-2.8	-1.5
Prestressed concrete tees and channels		3272-311	12/79	120.7	118.3	116.8	-1.3	-3.2	-3.2	-2.6
Prestressed concrete bridge beams		3272-325	12/79	(³)	109.7	114.3	4.2	(³)	1.6	(³)
Miscellaneous receipts		3272-M	12/79	118.4	121.7	123.4	1.4	2.8	5.8	10.1
Contract work and other miscellaneous receipts		3272-XY9	12/79	127.2	127.2	127.2	0	0	0	.6
Resales		3272-Z89	12/79	114.8	119.5	(³)	(³)	(³)	(³)	(³)
Secondary products		3272-S	12/79	127.5	127.5	124.4	-2.4	-2.4	3.6	3.0

See footnotes at end of table.

Table 4. Producer price indexes for the net output of selected industries and their products—Continued

Industry and product ¹	Industry code	Product code	Index base	Index			Percent change to May 1983 from —			
				Jan. 1983 ²	Apr. 1983 ²	May 1983 ²	Apr. 1983	Feb. 1983	Nov. 1982	May 1982
Ready mixed concrete	3273		06/81	101.5	101.8	102.2	0.4	0.8	0.9	1.0
Primary products		3273-P	06/81	101.2	101.6	102.0	.4	.9	1.0	.7
Ready mixed concrete		3273-111	06/81	101.2	101.6	102.0	.4	.9	1.0	.7
Miscellaneous receipts		3273-M	06/81	103.5	103.2	103.2	0	-.3	-.2	3.4
Other miscellaneous receipts and contract work		3273-XY9	06/81	104.5	103.3	103.3	0	-.9	-.8	3.8
Resales		3273-Z89	06/81	103.2	103.2	(³)	(³)	(³)	(³)	(³)
Secondary products		3273-S	06/81	103.1	103.2	103.5	.3	.7	1.4	1.5
Gypsum products	3275		06/81	99.5	103.3	104.3	1.0	4.8	6.7	5.2
Primary products		3275-P	06/81	100.1	103.8	104.9	1.0	4.8	6.5	4.9
Regular gypsumboard, common sizes		3275-2	06/81	101.5	104.6	105.7	1.1	4.2	8.0	6.3
1/2 inch		3275-225	06/81	101.5	105.1	106.3	1.1	(³)	8.6	6.9
Other gypsum products		3275-3	06/81	99.6	101.8	104.2	2.3	4.6	6.3	4.1
Type X gypsumboard		3275-315	06/81	95.0	97.4	100.5	3.1	(³)	6.1	2.8
Other gypsum products, n.e.c.(incl. sheathing,coreboard,and other sizes of reg. gypsumboard)		3275-335	06/81	111.8	113.3	113.9	.6	(³)	6.6	7.3
Abrasive products	3291		12/80	114.9	117.7	117.8	0	.7	2.9	3.2
Primary products		3291-P	12/80	114.6	117.5	117.6	0	.8	3.1	3.3
Nonmetallic synthetic sized grain and flour abrasives		3291-1	12/80	108.9	109.0	109.0	0	0	.9	.9
Aluminum oxide		3291-119	12/80	108.4	108.7	108.7	0	0	.3	.3
Nonmetallic bonded abrasive products, including diamond abrasives		3291-2	12/80	118.2	119.5	119.6	.1	.1	2.3	2.5
Synthetic and natural bonded abrasives, all grinding shapes, resinoid and shellac bond		3291-2A	12/80	118.7	120.4	120.7	.3	.3	2.5	3.0
Reinforced		3291-237	12/80	120.3	122.0	122.7	.6	.2	2.9	3.5
Nonreinforced		3291-242	12/80	117.5	119.2	119.2	0	.4	2.2	2.6
Synthetic and natural bonded abrasives, all grinding shapes, rubber and other bond		3291-2B	12/80	117.5	124.1	124.1	0	0	5.5	6.3
Rubber bond		3291-244	12/80	118.1	125.2	(³)	(³)	(³)	(³)	(³)
Other bond		3291-265	12/80	112.0	112.0	112.0	0	0	0	2.7
Diamond and cubic boron nitride wheel		3291-2C	12/80	105.3	105.3	105.3	0	0	0	0
Metal bond		3291-262	12/80	107.0	107.0	107.0	0	0	0	0
Other bond		3291-264	12/80	103.4	103.4	103.4	0	0	0	.1
Synthetic and natural bonded abrasives, all grinding shapes, vitrified bond		3291-231	12/80	124.5	125.4	125.4	0	0	2.8	2.9
Other synthetic & natural nonmetallic abrasives & abrasive products, except coated abrasives		3291-298	12/80	(³)	110.4	110.4	0	0	0	.2
Nonmetallic coated abrasive products and buffing wheels, polishing wheels and laps		3291-3	12/80	116.3	121.8	121.8	0	1.7	4.7	4.7
Cloth belts, any abrasive		3291-3D	12/80	117.7	124.8	124.8	0	2.4	6.0	6.0
Glue bond		3291-312	12/80	112.8	122.4	122.4	0	2.1	8.5	8.5
Resin and waterproof bond		3291-316	12/80	118.2	125.1	125.1	0	(³)	5.8	5.8
Other cloth shapes, any abrasive		3291-3E	12/80	116.0	120.1	120.0	-.1	.2	3.5	3.7
Glue bond		3291-314	12/80	119.8	(³)	(³)	(³)	(³)	(³)	(³)
Resin and waterproof bond		3291-318	12/80	113.5	118.1	118.0	-.1	(³)	4.0	4.3
Glue bond		3291-324	12/80	121.3	130.1	130.1	0	(³)	7.2	7.2
Other, incl. paper-cloth comb., vulcanized fiber-cloth comb., vulcanized fibers, etc.		3291-339	12/80	115.2	122.2	122.2	0	(³)	6.1	6.1
Buffing and polishing wheels and laps, any material, containing no abrasives		3291-371	12/80	111.8	113.3	113.3	0	0	1.4	1.1
Metal abrasives, including scouring pads		3291-4	12/80	112.2	116.7	116.7	0	1.1	4.1	5.2
Metal soap pads, scouring pads, and other metal abrasives		3291-459	12/80	116.4	124.9	124.9	0	1.9	7.3	7.8
Miscellaneous receipts		3291-M								
Resales		3291-Z89	12/80	115.1	115.1	115.1	0	0	0	(³)
Secondary products		3291-S	12/80	117.0	120.5	120.5	0	.6	3.0	3.8
Mineral wool	3296		12/81	105.3	107.8	107.8	0	1.5	2.6	2.2
Primary products		3296-P	12/81	105.9	108.7	108.7	0	1.7	2.9	2.4
Mineral wool for structural insulation		3296-1	12/81	104.1	105.3	105.4	.1	1.2	.6	-.2
Loose fiber and granulated fiber		3296-111	12/81	(³)	(³)	(³)	(³)	(³)	(³)	(³)
Building batts, blankets, and rolls		3296-135	12/81	104.8	106.2	106.4	-.1	1.5	.5	-.8
R-11.0 to R-18.9		3296-13535	12/81	110.7	113.3	(³)	(³)	(³)	(³)	(³)
Other mineral wool for thermal insulation, including insulating board		3296-198	12/81	103.0	(³)	(³)	(³)	(³)	(³)	(³)
Mineral wool for industrial, equipment, and appliance insulation		3296-2	12/81	109.3	115.1	115.1	0	2.5	7.0	7.2
Molded insulation (such as special automotive, appliance, and aerospace items)		3296-245	12/81	100.5	100.8	100.8	0	.2	.2	.8
Pipe insulation		3296-261	12/81	99.7	101.9	(³)	(³)	(³)	(³)	(³)
Acoustical, including pads, boards, patches, etc.		3296-283	04/82	95.5	97.9	(³)	(³)	(³)	(³)	(³)
Other mineral wool for insulation		3296-298	12/81	114.6	126.4	(³)	(³)	(³)	(³)	(³)
Secondary products		3296-S	12/81	100.0	(³)	(³)	(³)	(³)	(³)	(³)
Blast furnaces and steel mills	3312		06/82	98.5	100.5	100.2	-.2	-.8	.5	(³)
Primary products		3312-P	06/82	98.5	100.4	100.2	-.2	-.8	.5	(³)
Open die or smith forgings (hammer or press), ferrous		3312-B	06/82	97.2	97.2	97.2	0	0	0	(³)
Alloy steel, excluding stainless and hi-temp		3312-B63	06/82	98.0	98.1	98.1	.0	0	0	(³)
Other steel mill products, except wire products		3312-C	06/82	100.5	100.5	100.5	0	0	0	(³)
Wheels, rolled and forged		3312-C19	06/82	(³)	(³)	(³)	(³)	(³)	(³)	(³)
Coke oven and blast furnace products		3312-1	06/82	99.3	98.2	96.0	-2.2	-3.3	-3.7	(³)
Coke oven products		3312-1A	06/82	98.9	97.6	94.3	-3.4	-4.7	-5.1	(³)
Coke, except screenings and breeze		3312-111	06/82	99.5	97.8	93.7	-4.2	-5.9	-6.4	(³)

See footnotes at end of table.

Table 4. Producer price indexes for the net output of selected industries and their products—Continued

Industry and product ¹	Industry code	Product code	Index base	Index			Percent change to May 1983 from —			
				Jan. 1983 ²	Apr. 1983 ²	May 1983 ²	Apr. 1983	Feb. 1983	Nov. 1982	May 1982
Blast furnaces and steel mills—Continued										
Furnace coke		3312-11111	06/82	(?)	98.0	92.4	-5.7	(?)	(?)	(?)
Foundry coke		3312-11112	06/82	(?)	(?)	(?)	(?)	(?)	(?)	(?)
Screenings and breeze		3312-112	06/82	92.2	92.2	(?)	(?)	(?)	(?)	(?)
Crude tar		3312-151	06/82	97.1	(?)	(?)	(?)	(?)	(?)	(?)
Blast furnace products		3312-1B	06/82	100.3	99.6	100.3	.7	0	0	(?)
Pig iron		3312-191	06/82	100.5	99.4	100.5	1.1	0	0	(?)
Steel ingots and semifinished shapes and forms		3312-2	06/82	99.4	99.8	99.7	-1	-7	.2	(?)
Semifinished products (excluding wire rods), carbon		3312-213								
Billets, carbon		3312-21311	06/82	99.3	100.3	100.3	0	-1.0	1.0	(?)
Wire rods, carbon		3312-219	06/82	99.5	98.9	98.9	0	-5	-9	(?)
Semifinished products (excluding wire rods), alloy		3312-236	06/82	99.9	99.9	99.5	-3	-3	-3	(?)
Billets, alloy		3312-23611	06/82	99.7	(?)	98.8	(?)	-9	-9	(?)
Semifinished products (excluding wire rods), stainless		3312-256	06/82	100.0	100.0	100.0	0	0	0	(?)
Wire rods, stainless		3312-259	06/82	98.4	97.8	97.8	0	0	-2.2	(?)
Tin mill products, h.r. sheets and strip (incl. metallic coated and electrical)		3312-3	06/82	101.2	104.7	104.4	-3	-5	2.8	(?)
Sheets, h.r., carbon		3312-311	06/82	98.8	(?)	102.8	(?)	-1.2	3.1	(?)
Sheets and strip, hot dipped galvanized, carbon		3312-313	06/82	99.9	(?)	(?)	(?)	(?)	(?)	(?)
Sheets and strip, electrolytic galvanized, carbon		3312-315	06/82	99.4	(?)	(?)	(?)	(?)	(?)	(?)
Other metallic coated sheets and strip, carbon		3312-317	06/82	100.0	104.5	104.5	0	1.4	4.5	(?)
Strip, h.r., carbon		3312-319	06/82	98.4	(?)	102.7	(?)	-3	2.6	(?)
Blackplate		3312-324	06/82	110.1	110.1	110.1	0	0	0	(?)
Tinplate		3312-326	06/82	106.3	106.4	106.4	0	0	.4	(?)
Tin free steel		3312-328	06/82	107.6	107.6	107.6	0	0	0	(?)
Sheets, h.r., alloy		3312-331	06/82	101.1	106.8	106.8	0	0	5.6	(?)
Sheets and strip, electrical, alloy		3312-335	06/82	98.0	99.6	99.1	-4	-8	1.0	(?)
Hot rolled bars, plates and structural shapes		3312-4	06/82	95.8	97.4	97.6	.1	-5	0	(?)
Plates (other than floor plates), carbon		3312-413	06/82	99.2	104.1	104.1	0	0	4.9	(?)
Heavy structural shapes, carbon		3312-41511	06/82	92.5	92.9	93.4	.6	1.1	-1.3	(?)
Bars, h.r., carbon		3312-422	06/82	91.5	92.2	92.3	.1	-9	-3.4	(?)
Bars, h.r., carbon, merchant quality		3312-42211	06/82	91.4	93.1	93.4	.3	2.2	(?)	(?)
Bars, h.r., carbon, special quality		3312-42212	06/82	91.7	91.4	91.4	0	-3.7	-1.6	(?)
Bars, light structurals, carbon		3312-424	06/82	97.2	98.5	98.5	0	-1.3	-1.7	(?)
Concrete reinforcing bars, carbon		3312-425	06/82	92.2	91.5	92.1	.6	-1	-4.5	(?)
Plates, alloy		3312-431	06/82	100.0	103.4	103.4	0	.2	3.4	(?)
Heavy structural shapes, alloy		3312-435	06/82	98.7	98.7	98.7	0	0	0	(?)
Bars, h.r. (incl. light structurals), alloy		3312-441	06/82	99.2	(?)	100.7	(?)	-1.8	1.1	(?)
Tool steel, high speed, alloy		3312-448	06/82	100.6	96.5	97.4	.9	-2.8	-3.8	(?)
Tool steel, other than high speed, alloy		3312-449	06/82	100.0	95.3	95.3	0	-4.7	-4.7	(?)
Plates, stainless		3312-453	06/82	(?)	(?)	(?)	(?)	(?)	(?)	(?)
Bars, h.r., stainless		3312-461	06/82	100.0	100.0	100.0	0	0	0	(?)
Steel wire		3312-5	06/82	100.0	100.0	100.0	0	0	0	(?)
Carbon wire		3312-5A	06/82	100.0	100.0	100.0	0	0	0	(?)
Plain wire, carbon		3312-511	06/82	100.0	100.0	100.0	0	0	0	(?)
Galvanized wire, carbon		3312-515	06/82	(?)	100.1	100.1	0	(?)	-2	(?)
Stainless wire		3312-551	06/82	100.1	100.1	100.1	0	0	.1	(?)
Steel pipe and tubes		3312-6	06/82	93.1	89.7	90.2	.6	-3.1	-9.8	(?)
Pipe and oil country tubular goods, carbon		3312-6A	06/82	93.9	89.0	89.8	.9	-4.4	-10.2	(?)
Standard pipe, carbon		3312-611	06/82	85.1	(?)	86.9	(?)	2.1	-13.0	(?)
Line pipe, carbon		3312-612	06/82	100.0	95.1	97.0	1.9	-3.0	-3.0	(?)
Oil country tubular goods, carbon		3312-619	06/82	97.5	89.6	89.4	-2	-8.3	-10.6	(?)
Casing (OCTG), carbon		3312-61911	06/82	97.0	90.8	90.6	-2	-6.6	-9.4	(?)
Pipe and tubing, alloy		3312-6E	06/82	87.0	86.8	86.8	0	-3	-13.2	(?)
Oil country tubular goods, alloy		3312-633	06/82	89.9	89.4	89.4	0	-5	-10.6	(?)
Casing (OCTG), alloy		3312-63311	06/82	87.1	(?)	(?)	(?)	(?)	(?)	(?)
Cold rolled sheets and strip (excl. metallic coated and electrical)		3312-7	06/82	99.6	104.5	104.5	0	-2	4.8	(?)
Sheets, c.r., carbon		3312-711	06/82	99.8	(?)	105.4	(?)	-3	5.5	(?)
Strip, c.r., carbon		3312-715	06/82	100.0	(?)	(?)	(?)	(?)	(?)	(?)
Sheets, c.r., stainless		3312-751	06/82	93.9	93.5	93.5	0	0	-3.5	(?)
Cold finished bars		3312-8	06/82	97.9	97.9	97.4	-4	-5	-3.8	(?)
Bars, c.f., stainless		3312-851	06/82	98.8	98.8	98.8	0	-1	-1	(?)
Bars, c.f., stainless, 300 series		3312-85111	06/82	98.4	98.2	98.2	0	-1	-1	(?)
Secondary products		3312-S	06/82	99.9	99.5	99.4	0	-4	-3	(?)
Other secondary products		3312-SSS	06/82	107.2	107.3	107.2	-1	(?)	.2	(?)
Steel wire products		3315-S	06/82	96.7	95.3	95.3	0	-1.1	-1.4	(?)
Steel wire and related products - m/fpm	3315		06/82	98.1	98.0	98.0	0	-2	-3	(?)
Primary products		3315-P	06/82	97.9	97.5	97.5	0	-3	-7	(?)
Noninsulated ferrous wire rope, cable and strand		3315-1	06/82	98.3	98.3	98.3	0	0	0	(?)
Wire rope and cable		3315-111	06/82	97.9	(?)	97.9	(?)	0	0	(?)
Steel nails and spikes		3315-2	06/82	99.7	100.2	100.3	.1	.6	0	(?)
Steel wire nails		3315-2A	06/82	99.2	100.3	100.3	0	1.1	-4	(?)
Bright nails		3315-211	06/82	98.1	98.5	98.5	0	.4	-5	(?)
Galvanized nails		3315-213	06/82	(?)	(?)	(?)	(?)	(?)	(?)	(?)
Wire staples and tacks, cut nails and spikes		3315-2B	06/82	100.1	100.1	100.3	.2	.3	.3	(?)
Steel wire staples		3315-223	06/82	100.1	100.1	(?)	(?)	(?)	(?)	(?)
Steel wire		3315-5	06/82	98.2	97.9	97.9	.0	-4	-2	(?)
Carbon wire		3315-5A	06/82	98.4	98.2	98.2	0	-4	.1	(?)
Plain wire, carbon		3315-511	06/82	98.1	97.7	97.7	0	-5	-9	(?)
Galvanized wire, carbon		3315-515	06/82	97.7	(?)	(?)	(?)	(?)	(?)	(?)

See footnotes at end of table.

Table 4. Producer price indexes for the net output of selected industries and their products—Continued

Industry and product ¹	Industry code	Product code	Index base	Index			Percent change to May 1983 from —			
				Jan. 1983 ²	Apr. 1983 ²	May 1983 ²	Apr. 1983	Feb. 1983	Nov. 1982	May 1982
Steel wire and related products - mfpm—Continued										
Other coated wire, carbon		3315-519	06/82	99.5	99.5	(?)	(?)	(?)	(?)	(?)
Stainless wire		3315-551	06/82	94.7	93.6	(?)	(?)	(?)	(?)	(?)
Other fabricated ferrous wire products		3315-9	06/82	94.7	93.3	93.2	-0.1	-1.0	-2.1	(?)
Welded steel wire fabric		3315-96	06/82	(?)	(?)	95.5	(?)	(?)	(?)	(?)
Welded steel wire fabric (concrete reinforcing mesh)		3315-961	06/82	(?)	(?)	95.2	(?)	(?)	(?)	(?)
Other wire products		3315-998	06/82	98.9	98.9	98.9	0	0	-1.1	(?)
Secondary products		3315-S	06/82	99.9	99.4	99.6	.1	-6	-3	(?)
Cold finishing of steel shapes - mfpm										
Primary products	3316	3316-P	06/82	98.6	99.8	99.9	.1	1.6	.9	(?)
Cold rolled sheets and strip		3316-7	06/82	98.7	99.3	99.5	.2	1.2	.4	(?)
Strip, c.r., carbon		3316-715	06/82	97.6	98.9	99.1	.2	2.0	1.0	(?)
Cold finished bars		3316-8	06/82	100.2	103.9	104.4	.5	4.1	4.2	(?)
Bars, c.f., carbon		3316-811	06/82	100.1	98.8	98.9	.2	-8	-1.3	(?)
Bars, c.f., alloy		3316-831	06/82	100.5	99.7	99.4	-4	-1.2	-1.4	(?)
Secondary products		3316-S	06/82	100.3	(?)	95.7	(?)	-2.1	-4.6	(?)
Steel pipe and tubes - mfpm										
Primary products	3317	3317-P	06/82	95.3	93.3	93.2	-1	-1.6	-5.2	(?)
Steel pipe and tubes		3317-6	06/82	94.8	92.7	92.6	-2	-1.7	-5.6	(?)
Pipe and oil country tubular goods, carbon		3317-6A	06/82	94.8	92.7	92.6	-2	-1.7	-5.6	(?)
Standard pipe, carbon		3317-611	06/82	92.3	92.0	92.0	0	-6	-5.0	(?)
Line pipe, carbon		3317-612	06/82	98.6	98.6	98.6	0	0	0	(?)
Oil country tubular goods, carbon		3317-619	06/82	98.1	97.2	97.2	0	-9	-2.8	(?)
Casing (OCTG), carbon		3317-61911	06/82	81.8	81.8	81.8	0	-1.1	-11.8	(?)
Tubing (OCTG), carbon		3317-61912	06/82	80.8	83.0	83.0	0	.5	-9.8	(?)
Pressure tubing, carbon		3317-6B	06/82	86.8	76.4	(?)	(?)	(?)	(?)	(?)
Pressure tubing, seamless, carbon		3317-621	06/82	91.2	91.0	91.0	0	-2	-1.9	(?)
Pressure tubing, welded, carbon		3317-622	06/82	87.7	84.7	84.7	0	(?)	-6.9	(?)
Mechanical tubing, carbon		3317-6C	06/82	94.5	97.0	97.0	0	2.6	2.6	(?)
Mechanical tubing, seamless, carbon		3317-623	06/82	94.4	92.7	92.8	.2	.1	-6.3	(?)
Mechanical tubing, welded, carbon		3317-624	06/82	96.7	96.7	96.7	0	(?)	0	(?)
Structural pipe and tubing, carbon		3317-627	06/82	93.9	91.7	91.9	.2	.2	-7.8	(?)
Pipe and tubing, alloy		3317-6E	06/82	99.8	99.8	96.8	-3.0	(?)	-3.2	(?)
Oil country tubular goods, alloy		3317-633	06/82	95.3	89.8	89.8	0	-5.8	-8.8	(?)
Casing (OCTG), alloy		3317-63311	06/82	91.3	76.4	76.4	0	-16.3	-23.6	(?)
Tubing (OCTG), alloy		3317-63312	06/82	93.3	74.4	74.4	0	-20.3	-25.6	(?)
Mechanical tubing, alloy		3317-645	06/82	83.8	83.8	83.8	0	0	-16.2	(?)
Pressure tubing, stainless		3317-6F	06/82	97.2	97.2	97.2	0	0	0	(?)
Pressure tubing, welded, stainless		3317-662	06/82	98.5	97.0	97.0	0	0	-3.0	(?)
Mechanical tubing, stainless		3317-6G	06/82	98.0	96.0	96.0	0	0	-4.0	(?)
Mechanical tubing, welded, stainless		3317-664	06/82	(?)	100.0	100.0	0	(?)	(?)	(?)
Other pipe and tubing (incl. standard pipe), stainless		3317-669	06/82	(?)	100.0	100.0	0	(?)	(?)	(?)
Secondary products		3317-S	06/82	104.6	(?)	(?)	(?)	(?)	(?)	(?)
Gray iron foundries										
Primary products	3321	3321-P	12/80	108.2	111.3	111.3	0	2.7	3.0	4.0
Pressure and soil pipe and fittings, cast iron		3321-1	12/80	108.2	111.4	111.5	0	2.9	3.2	4.2
Pressure pipe and fittings, ductile iron		3321-111	12/80	102.3	102.1	102.2	.1	-1	0	.5
Pressure pipe and fittings, gray iron		3321-121	12/80	102.3	101.8	101.4	-4	-8	-5	-6
Soil pipe and fittings, gray and ductile iron		3321-131	12/80	103.2	103.6	104.3	.7	1.0	1.0	3.0
Motor vehicle castings, gray and ductile iron		3321-3	12/80	101.7	101.7	102.4	.7	.7	.7	1.2
Castings for passenger cars, gray iron		3321-311	12/80	108.1	115.0	115.0	0	6.0	6.7	9.6
Castings for other motor vehicles, gray iron		3321-312	12/80	103.2	114.2	114.2	0	10.0	(?)	13.1
Castings for passenger cars, ductile iron		3321-321	12/80	117.6	118.3	118.1	-1	.3	(?)	5.1
Castings for other motor vehicles, ductile iron		3321-322	12/80	117.6	118.9	118.9	0	1.1	(?)	6.6
Gray and ductile iron castings, other		3321-9	12/80	(?)	(?)	(?)	(?)	(?)	(?)	(?)
Castings for construction and utility uses, gray and ductile iron		3321-951	12/80	110.2	110.5	110.6	.1	.3	.2	-.5
Molds and stools for heavy steel ingots		3321-961	12/80	109.1	110.0	110.0	0	.8	.8	.7
Ductile iron castings, other		3321-971	12/80	107.3	107.3	107.3	0	0	0	-4.9
Gray iron castings, other		3321-981	12/80	110.4	110.4	110.4	.1	.1	-.1	.5
Secondary products		3321-S	12/80	111.2	111.4	111.6	.1	.2	.2	.1
Malleable iron foundries										
Primary products	3322	3322-P	06/81	108.3	108.6	108.6	0	0	.3	1.9
Standard malleable iron castings		3322-131	06/81	105.5	105.5	106.1	.5	2.2	2.0	2.2
Pearlitic malleable iron castings		3322-221	06/81	105.6	105.6	106.2	.5	2.5	2.3	2.4
Steel investment foundries										
Primary products	3324	3324-P	06/81	105.6	106.2	107.0	.8	2.8	1.9	2.4
Carbon and low alloy steel investment castings		3324-163	06/81	(?)	(?)	(?)	(?)	(?)	(?)	(?)
High alloy steel investment castings, including stainless steel		3324-165	06/81	(?)	(?)	(?)	(?)	(?)	(?)	(?)
Steel foundries, n.e.c.										
Primary products	3325	3325-P	06/81	113.6	115.4	115.6	.1	.9	2.4	3.8
Carbon steel castings, except investment		3325-2	06/81	113.5	115.0	115.2	.1	.6	2.2	3.3
Railroad wheels and specialties		3325-214	06/81	110.6	112.0	112.1	0	1.3	1.6	(?)
All other carbon steel castings		3325-219	06/81	114.2	(?)	(?)	(?)	(?)	(?)	(?)
High alloy steel castings, including stainless steel		3325-4	06/81	102.7	102.4	102.4	-1	.1	-.4	-1.2
All other high alloy steel castings, including stainless steel		3325-431	06/81	103.9	103.8	103.7	-1	.2	-.3	-.7
			06/81	103.0	102.4	102.3	-2	0	-.9	-1.7
			06/81	94.8	92.3	91.9	-5	-8	-3.4	-6.1
			06/81	107.5	107.9	107.9	.0	.3	.2	.4
			06/81	103.0	103.4	103.4	0	.4	.4	.4
			06/81	103.9	104.5	104.5	0	.5	.5	.6

See footnotes at end of table.

Table 4. Producer price indexes for the net output of selected industries and their products—Continued

Industry and product ¹	Industry code	Product code	Index base	Index			Percent change to May 1983 from —			
				Jan. 1983 ²	Apr. 1983 ²	May 1983 ²	Apr. 1983	Feb. 1983	Nov. 1982	May 1982
Steel foundries, n.e.c.—Continued										
Low alloy steel castings		3325-5								
All other low alloy steel castings		3325-559	06/81	106.8	107.7	107.7	0	0.7	0.9	0.8
Secondary products		3325-S	06/81	93.5	92.4	92.4	0	-2	-1.7	(³)
Primary smelting and refining of nonferrous metals	333		12/80	89.1	89.7	91.4	1.9	.9	3.5	2.7
Primary copper	3331		06/80	86.7	88.9	91.8	3.3	-6	11.7	11.8
Primary products		3331-P	06/80	84.2	88.5	91.9	3.9	2.9	15.9	7.7
Refined copper		3331-2	06/80	84.2	88.5	91.9	3.9	2.9	15.9	7.7
Copper cathode		3331-21311	06/80	84.1	89.6	92.5	3.2	3.1	15.4	7.6
Secondary products		3331-S	06/80	82.9	81.7	84.2	3.1	-7.4	7.3	19.5
Other secondary products		3331-SSS	06/80	71.8	73.5	77.9	6.0	5.5	13.7	2.9
Primary zinc	3333		06/80	106.9	103.3	106.8	3.4	-2	-5.9	11.8
Primary products		3333-P	06/80	106.9	103.3	106.8	3.4	-2	-5.9	11.8
Primary aluminum	3334		06/80	104.8	105.0	106.8	1.8	1.5	1.4	.5
Primary products		3334-P	06/80	105.3	103.8	105.8	2.0	.1	0	-1.1
Primary aluminum, except extrusion billet		3334-7	06/80	106.4	104.1	106.0	1.9	-7	-1.0	-1.8
Aluminum ingot, unalloyed		3334-71111	06/80	106.8	107.4	109.2	1.7	(³)	1.7	1.8
Aluminum ingot, alloyed		3334-71112	06/80	105.2	104.5	108.4	3.7	3.7	2.4	-4
Other primary aluminum, except extrusion billet		3334-71113	06/80	107.0	98.3	97.9	-4	-9.6	(³)	-9.1
Aluminum extrusion billet		3334-8	06/80	98.4	101.8	104.4	2.6	5.6	6.0	3.2
Primary nonferrous metals, n.e.c.	3339		06/80	102.1	102.0	101.4	-6	2.5	-1.3	-2.4
Primary products		3339-P	06/80	111.3	110.0	109.2	-7	2.2	-2.7	-2.6
Secondary products		3339-S	06/80	57.6	63.8	64.2	.5	4.4	(³)	(³)
Secondary nonferrous metals	3341		06/80	76.9	79.9	82.3	3.0	3.4	8.7	8.2
Primary products		3341-P	06/80	75.6	78.8	81.3	3.2	3.5	10.4	10.4
Copper		3341-2	06/80	75.4	81.0	81.3	.4	4.1	8.2	-1.6
Copper, alloyed		3341-231	06/80	74.6	81.1	80.2	-1.1	4.5	6.5	-2.8
Brass ingot, alloyed		3341-23111	06/80	72.7	80.2	(³)	(³)	(³)	(³)	(³)
Bronze ingot, alloyed		3341-23112	06/80	78.6	(³)	(³)	(³)	(³)	(³)	(³)
Other copper, alloyed		3341-23113	06/80	(³)	(³)	102.3	(³)	(³)	(³)	(³)
Lead		3341-3	06/80	75.3	74.5	74.5	-1	.2	-4.3	-7.4
Lead, unalloyed		3341-311	06/80	74.5	(³)	(³)	(³)	(³)	(³)	(³)
Antimonial lead		3341-321	06/80	(³)	(³)	(³)	(³)	(³)	(³)	(³)
Babbitt metal		3341-333	06/80	74.7	(³)	(³)	(³)	(³)	(³)	(³)
Soldier		3341-351	06/80	(³)	(³)	(³)	(³)	(³)	(³)	(³)
Zinc		3341-4	06/80	111.2	111.1	113.2	1.8	1.5	-1.8	5.1
Zinc dust		3341-405	06/80	125.7	(³)	(³)	(³)	(³)	(³)	(³)
Zinc base alloys		3341-411	06/80	106.0	106.7	108.6	1.8	2.0	-2.0	7.3
Precious metals		3341-5	06/80	78.3	73.4	78.6	7.1	-11.7	15.3	52.0
Gold, unalloyed		3341-511	06/80	78.7	(³)	72.9	(³)	-13.1	7.7	32.3
Silver, unalloyed		3341-531	06/80	72.3	70.7	82.7	16.9	-9.6	28.4	94.0
Other nonferrous metals		3341-6	06/80	83.9	(³)	(³)	(³)	(³)	(³)	(³)
Aluminum, except extrusion billet		3341-7	06/80	70.8	80.9	85.0	5.0	17.7	22.0	13.0
Aluminum ingot		3341-71111	06/80	(³)	(³)	(³)	(³)	(³)	(³)	(³)
Aluminum, other types except extrusion billet		3341-71112	06/80	77.7	94.2	98.2	4.2	25.8	26.8	13.9
Miscellaneous receipts		3341-M	06/80	87.6	89.1	91.4	2.5	3.6	-.2	-3.6
Contract toll work		3341-Y85	06/80	96.1	(³)	96.1	(³)	(³)	-5.0	(³)
Resales		3341-Z89	06/80	(³)	(³)	(³)	(³)	(³)	(³)	(³)
Secondary products		3341-S	06/80	85.8	88.2	88.8	.7	(³)	(³)	1.2
Rolling, drawing and extruding of copper	3351		12/80	89.8	93.1	94.2	1.3	.4	8.2	6.4
Primary products		3351-P	12/80	91.8	95.7	97.0	1.4	.8	9.0	5.4
Copper and copper base alloy wire		3351-1	12/80	92.7	93.8	96.2	2.6	1.1	6.3	.6
Unalloyed		3351-111	12/80	93.2	96.6	97.6	1.1	1.6	7.2	6.7
Bare		3351-11112	12/80	94.6	98.1	99.0	1.0	1.0	8.2	9.1
Alloyed		3351-131								
Bare		3351-13114	12/80	94.1	97.3	98.6	1.3	1.7	9.0	2.5
Copper and copper-base alloy rod, bar and shapes		3351-3	12/80	89.3	96.1	97.3	1.2	1.0	12.1	8.3
Unalloyed copper bars, shapes and non-electric rod		3351-311								
Rod		3351-31115	12/80	88.8	92.8	94.4	1.7	.3	11.3	4.3
Copper-base alloy rod, bar and shapes		3351-332	12/80	87.0	98.1	98.3	.2	1.3	13.1	12.1
Rod		3351-33218	12/80	83.7	95.0	95.3	.3	.7	14.3	13.5
Copper and copper-base alloy sheet, strip and plate		3351-4	12/80	102.9	104.1	106.1	1.9	1.0	7.5	5.1
Unalloyed copper flat products		3351-413	12/80	101.4	102.6	105.6	2.9	1.4	8.7	7.0
Strip		3351-41322	12/80	103.4	104.4	107.2	2.7	1.4	7.7	(³)
Copper-base alloy flat products		3351-435	12/80	103.4	104.6	106.3	1.6	.9	7.2	4.5
Strip		3351-43526	12/80	104.6	105.8	107.3	1.4	1.0	7.8	5.1
Copper and copper-base alloy pipe and tube		3351-5	12/80	83.7	86.5	87.2	.8	.1	6.5	2.2
Unalloyed pipe and tube, plumbing		3351-516								
Tube		3351-51631	12/80	75.7	(³)	(³)	(³)	(³)	(³)	(³)
Unalloyed, other pipe and tube		3351-518								
Tube		3351-51833	12/80	79.2	82.7	83.9	1.5	.6	9.2	-2.8
Copper-base alloy, other pipe and tube		3351-538								
Tube		3351-53839	12/80	105.2	105.7	107.3	1.5	.5	4.2	3.8
Secondary products		3351-S	12/80	80.6	81.4	81.9	.6	-1.5	4.4	12.1

See footnotes at end of table.

Table 4. Producer price indexes for the net output of selected industries and their products—Continued

Industry and product ¹	Industry code	Product code	Index base	Index			Percent change to May 1983 from —			
				Jan. 1983 ²	Apr. 1983 ²	May 1983 ²	Apr. 1983	Feb. 1983	Nov. 1982	May 1982
Aluminum sheet, plate, foil and welded tube products	3353		06/81	99.8	100.1	102.0	1.9	2.9	2.1	0.6
Primary products			06/81	101.9	100.9	102.8	1.8	1.6	.8	0
Aluminum plate		3353-P								
Heat-treatable		3353-113	06/81	101.5	99.5	99.5	0	-2.0	-2.6	-3.3
Aluminum sheet		3353-2	06/81	101.6	100.5	102.7	2.2	2.0	1.0	.2
Flat, heat-treatable		3353-223	06/81	96.1	91.6	91.6	0	-4.7	-5.4	-6.2
Flat, nonheat-treatable, bare		3353-224	06/81	108.8	108.8	108.8	0	0	0	0
Coiled, nonheat-treatable, bare		3353-231	06/81	100.2	99.1	102.2	3.2	3.3	1.9	.8
Coiled, nonheat-treatable, bare, siding		3353-23111	06/81	99.2	99.5	99.5	0	.3	.3	-.5
Coiled, nonheat-treatable, bare, finstock		3353-23112	06/81	(³)	(³)	117.8	(³)	22.4	18.7	13.1
Coiled, nonheat-treatable, bare, all others		3353-23115	06/81	101.2	100.4	100.9	.4	.5	-.9	-1.8
Coiled, nonheat-treatable, precoated		3353-233	06/81	106.3	106.3	106.3	0	0	0	0
Aluminum foil		3353-3	06/81	103.9	103.9	103.9	0	0	0	-1.3
Aluminum welded tube		3353-4	06/81	100.0	100.0	100.0	0	0	0	0
Secondary products	3353-S	06/81	82.0	92.7	95.2	2.7	16.5	16.1	6.4	
Aluminum extruded products	3354		12/81	95.5	96.0	97.2	1.3	2.2	.5	-2.3
Primary products		3354-P	12/81	95.8	96.4	97.8	1.5	2.6	.6	-1.6
Extruded aluminum rod, bar and other extruded shapes except tube		3354-1	12/81	94.9	95.6	97.3	1.7	3.0	.7	-1.6
Extruded rod and bar with alloys other than 2000 and 7000 series		3354-115	12/81	87.4	90.9	93.3	2.6	6.7	-1.1	-5.7
Rod		3354-11511	12/81	97.4	98.6	99.4	.9	2.1	(³)	.4
Bar		3354-11512	12/81	77.5	83.3	87.2	4.6	12.5	-4.6	-11.8
Extruded rod and bar with alloys within 2000 and 7000 series ..		3354-118	12/81	99.7	102.1	102.1	0	2.4	2.4	2.1
Other extruded shapes except tube, with alloys other than 2000 and 7000 series		3354-125	12/81	95.7	95.5	97.3	1.9	2.8	.7	-1.2
Other extruded shapes, circle size 1 to, not including, 2		3354-12501	12/81	96.1	96.1	98.1	2.1	2.1	2.0	-1.0
Other extruded shapes, circle size 2 to, not including, 3		3354-12502	12/81	99.6	99.6	100.2	.6	.6	.5	-.1
Other extruded shapes, circle size 3 to, not including, 4		3354-12503	12/81	94.3	94.1	95.5	1.5	1.3	1.0	-3.2
Other extruded shapes, circle size 4 to, not including, 5		3354-12504	12/81	99.0	99.0	99.0	0	0	-.1	(³)
Other extruded shapes, circle size 5 to, not including, 6		3354-12505	12/81	(³)	93.3	95.9	2.9	(³)	(³)	(³)
Other extruded shapes, circle size 6 to, not including, 10		3354-12506	12/81	90.8	94.3	97.3	3.2	7.2	.1	-1.1
Extruded pipe		3354-12511	12/81	(³)	93.2	99.1	6.3	10.8	(³)	-.9
Other extruded shapes, except tube, with alloys within 2000 and 7000 series		3354-128	12/81	96.7	96.2	97.8	1.7	.1	(³)	(³)
Other extruded shapes, circle size 1 to, not including, 5		3354-12801	12/81	95.5	(³)	96.8	(³)	1.3	(³)	(³)
Aluminum extruded and drawn tube		3354-2	12/81	99.6	99.8	100.1	.2	.5	-.1	-1.6
Extruded tube		3354-251	12/81	96.6	97.0	97.4	.4	.8	-.2	-2.5
Drawn tube		3354-253	12/81	104.9	104.9	104.9	0	0	0	0
Secondary products		3354-S	12/81	93.6	(³)	93.6	(³)	0	0	(³)
Aluminum rolling and drawing, n.e.c.		3355		06/81	101.8	103.1	103.6	.4	1.8	1.4
Primary products	3355-P		06/81	101.8	103.3	103.8	.5	2.0	1.6	.2
Aluminum and aluminum-base alloy wire and cable	3355-1		06/81	91.7	94.7	99.5	5.1	8.0	14.3	8.1
Rolled aluminum rod, bar and structural shapes	3355-2		06/81	98.4	(³)	(³)	(³)	(³)	(³)	(³)
Rod and bar, continuous cast	3355-225		06/81	92.9	(³)	(³)	(³)	(³)	(³)	(³)
Rod, continuous cast	3355-22511	06/81	92.9	(³)	(³)	(³)	(³)	(³)	(³)	
Rolling, drawing and extruding nonferrous metals, except copper and aluminum	3356		06/82	124.1	118.7	122.5	3.3	-2.4	6.0	(³)
Primary Products		3356-P	06/82	125.0	119.3	123.4	3.5	-2.3	6.1	(³)
Titanium mill shapes		3356-2	06/82	91.2	83.0	83.0	0	-6.0	-9.1	(³)
Other titanium mill shapes, except wire		3356-279	06/82	90.4	83.1	83.1	0	-5.4	-8.2	(³)
Precious metal mill shapes		3356-3	06/82	166.4	154.3	164.6	6.7	-3.7	14.6	(³)
Gold mill shapes		3356-382	06/82	147.4	135.3	138.3	2.2	-7.4	7.7	(³)
Other gold mill shapes, except wire		3356-38213	06/82	145.1	134.1	136.5	1.8	-9.5	6.2	(³)
Other nonferrous metal mill shapes		3356-9	06/82	101.9	101.6	102.6	1.0	.8	-.8	(³)
Other lead mill shapes, except powder and wire		3356-959	06/82	97.9	105.9	105.2	-.6	4.1	5.4	(³)
Other nonferrous metal wire		3356-992	06/82	99.0	100.5	101.0	.5	.9	2.8	(³)
Other nonferrous metal mill shapes		3356-998	06/82	103.1	101.0	102.7	1.7	.8	-1.1	(³)
Secondary products		3356-S	06/82	112.5	110.5	110.8	.3	-3.1	5.2	(³)
Nonferrous wire drawing and insulating		3357		12/82	102.1	104.5	104.9	.3	.3	(³)
Primary products	3357-P		12/82	102.1	104.7	105.0	.3	.3	(³)	(³)
Electronic wire and cable	3357-1		12/82	99.5	100.6	100.8	.2	.1	(³)	(³)
Coaxial cable, armored and unarmored, copper	3357-115		12/82	99.6	(³)	98.7	(³)	.1	(³)	(³)
Hook-up wire, shielded and nonshielded, copper	3357-123		12/82	101.2	102.0	101.1	-1.0	-1.6	(³)	(³)
Multiconductor electronic wire and cable, shielded and nonshielded, copper	3357-125		12/82	97.9	100.9	101.2	.3	.6	(³)	(³)
Other electronic wire and cable	3357-198		12/82	100.3	100.8	107.7	6.8	(³)	(³)	(³)
Telephone and telegraph wire and cable	3357-2		12/82	101.3	101.7	103.7	1.9	1.5	(³)	(³)
Switchboard wire and cable, except telephone cord sets and cordage, copper	3357-244		12/82	(³)	(³)	104.3	(³)	(³)	(³)	(³)
Rural and urban distribution wire and cable, copper	3357-248		12/82	(³)	(³)	100.0	(³)	(³)	(³)	(³)
Other telephone and telegraph wire and cable	3357-298		12/82	100.0	99.0	98.9	-.1	-1.1	(³)	(³)
Control and signal wire and cable	3357-3		12/82	99.2	104.4	100.3	-3.9	1.0	(³)	(³)
Signal wire and cable, copper	3357-311		12/82	100.0	99.1	100.5	1.4	1.4	(³)	(³)
Control wire and cable, excluding elevator cable, copper	3357-312		12/82	98.9	106.7	100.1	-6.2	.8	(³)	(³)
Other control and signal wire and cable	3357-398		12/82	100.5	101.9	102.1	.3	.3	(³)	(³)
Building wire and cable with Underwriters' Labels, except varnished cambric insulation and service wire	3357-4		12/82	106.7	111.5	110.3	-1.1	-1.6	(³)	(³)

See footnotes at end of table.

Table 4. Producer price indexes for the net output of selected industries and their products—Continued

Industry and product ¹	Industry code	Product code	Index base	Index			Percent change to May 1983 from —			
				Jan. 1983 ²	Apr. 1983 ²	May 1983 ²	Apr. 1983	Feb. 1983	Nov. 1982	May 1982
Nonferrous wire drawing and insulating—Continued										
Thermoset insulated building wire and cable, aluminum		3357-436	12/82	109.3	113.1	119.0	5.3	5.3	(⁰)	(⁰)
Thermoplastic insulated building wire and cable, flame retardant nylon (THHN, THWN), copper		3357-442	12/82	106.4	111.3	106.8	-4.0	-3.9	(⁰)	(⁰)
Thermoplastic insul. building wire and cable, moisture and heat resist. (THW), copper		3357-444	12/82	104.0	108.9	107.8	-1.0	-6	(⁰)	(⁰)
Nonmetallic branch circuit underground feeder, copper		3357-448	12/82	107.3	112.8	111.3	-1.3	-3.3	(⁰)	(⁰)
Other building wire and cable		3357-449	12/82	112.2	116.9	117.2	.3	-1.9	(⁰)	(⁰)
Apparatus wire and cordage		3357-6	12/82	100.4	99.4	99.0	-4	-2.0	(⁰)	(⁰)
Appliance fixture wire, copper		3357-616	12/82	98.8	98.1	91.3	-6.9	-7.6	(⁰)	(⁰)
Appliance wiring material, 14 gauge and larger, including motor and transformer lead, copper		3357-617	12/82	101.2	102.4	103.1	.7	.6	(⁰)	(⁰)
Other apparatus wire and cordage, including machine tool wire, copper		3357-618	12/82	100.7	102.0	102.4	.3	0	(⁰)	(⁰)
Magnet wire		3357-7	12/82	101.9	105.4	107.5	2.0	2.7	(⁰)	(⁰)
Film coated, (44 to 7 AWG and larger), class 105		3357-702	12/82	101.3	105.3	106.4	1.0	3.9	(⁰)	(⁰)
32 AWG and larger round (also all square and rectangle), copper		3357-70203	12/82	101.9	105.1	106.8	1.6	3.4	(⁰)	(⁰)
Film coated (44 to 7 AWG and larger), class 130		3357-703	12/82	102.1	106.0	109.4	3.2	3.9	(⁰)	(⁰)
33 to 44 AWG, inclusive, copper		3357-70307	12/82	(⁰)	105.0	106.6	1.5	2.4	(⁰)	(⁰)
Film coated (44 to 7 AWG and larger), class 180		3357-705	12/82	103.0	108.0	109.8	1.7	3.3	(⁰)	(⁰)
44 AWG and larger round (also all square and rectangle), copper		3357-70501	12/82	103.0	108.4	110.8	2.2	3.1	(⁰)	(⁰)
Film coated (44 to 7 AWG and larger), class 200		3357-706	12/82	102.9	106.8	109.3	2.4	2.5	(⁰)	(⁰)
21 AWG and larger round (also all square and rectangle), copper		3357-70601	12/82	103.3	107.4	110.4	2.8	2.9	(⁰)	(⁰)
Power wire and cable		3357-8	12/82	98.9	100.3	99.5	-8	-1	(⁰)	(⁰)
Other power wire and cable		3357-898	12/82	101.6	(⁰)	101.9	(⁰)	-6	(⁰)	(⁰)
Other insulated wire and cable		3357-9	12/82	101.4	103.3	104.2	.8	.8	(⁰)	(⁰)
Automotive insulated wire and cable, copper		3357-901	12/82	101.4	105.6	106.3	.7	3.1	(⁰)	(⁰)
Airframe, shipboard and ground support cable, except coaxial and ignition cable, copper		3357-903	12/82	101.3	100.9	101.7	.9	-2.5	(⁰)	(⁰)
Other insulated or covered wire and cable, copper		3357-998	12/82	103.3	103.3	105.6	2.3	-2.2	(⁰)	(⁰)
Secondary products		3357-S	12/82	101.4	97.6	97.9	.3	-3.3	(⁰)	(⁰)
Metal cans	3411		06/81	103.0	104.2	104.7	.5	1.0	0.3	0.1
Primary products		3411-P	06/81	104.0	105.3	105.7	.4	.9	.3	0
Steel cans		3411-1	06/81	104.5	106.6	106.9	.3	1.1	2.4	2.1
Steel cans, food		3411-1B	06/81	107.3	109.6	109.6	0	1.0	2.3	1.5
Fruit and fruit juices can		3411-117	06/81	109.9	114.4	114.4	0	0	4.2	4.3
Vegetables and vegetable juices can		3411-119	06/81	105.7	(⁰)	(⁰)	(⁰)	(⁰)	(⁰)	(⁰)
Lard and shortening can		3411-127	06/81	(⁰)	(⁰)	(⁰)	(⁰)	(⁰)	(⁰)	(⁰)
Can, other foods (including soups)		3411-131	06/81	108.0	112.4	112.6	.1	.5	5.3	4.1
Steel cans, general packaging (incl. pet food)		3411-1C	06/81	103.2	104.3	106.1	1.7	1.8	2.8	3.2
Paint and varnish can		3411-137	06/81	107.1	111.3	116.7	4.8	4.9	8.9	7.8
Aerosol can		3411-139	06/81	98.5	97.9	98.5	.6	(⁰)	(⁰)	(⁰)
Can, other non-foods		3411-141	06/81	103.8	104.6	106.0	1.4	1.9	2.3	2.9
Aluminum cans		3411-2	06/81	99.9	99.2	100.1	.9	.9	-4.9	-6.5
Aluminum cans, beverage		3411-2A	06/81	99.9	99.1	100.0	.9	1.0	-5.4	-7.1
Beer can		3411-213	06/81	100.8	100.8	101.0	.2	.2	-3.8	-6.1
Metal can components (steel and aluminum)		3411-3	06/81	108.9	109.2	109.2	0	.3	-2.4	-5
Secondary products		3411-S	06/81	107.2	104.0	104.8	.7	-1.0	-2.4	1.8
Metal sanitary ware	3431		12/80	110.0	111.2	111.2	0	.6	1.3	2.4
Primary products		3431-P	12/80	109.9	111.2	111.1	-.1	.5	1.6	2.4
Lavatories		3431-1	12/80	104.9	104.9	101.5	-3.3	-3.3	.3	-2.7
Steel lavatories		3431-121	12/80	104.9	104.9	101.5	-3.3	-3.3	.3	-2.7
Sinks and sink/laundry tray combinations		3431-4	12/80	109.8	111.1	112.1	.9	1.8	1.9	3.0
Stainless steel sinks and sink/laundry tray combinations		3431-425	12/80	107.6	109.0	109.2	.2	1.6	1.3	2.1
Bathtubs		3431-7	12/80	111.7	113.5	113.7	.2	.9	1.9	3.1
Cast iron bathtubs		3431-711	12/80	114.3	116.7	117.0	.3	(⁰)	2.3	4.1
Steel bathtubs		3431-721	12/80	107.3	(⁰)	(⁰)	(⁰)	(⁰)	(⁰)	(⁰)
Secondary products		3431-S	12/80	110.5	111.2	111.5	.3	.9	.5	2.3
Other secondary products		3431-SSS	12/80	105.5	105.3	105.4	.1	-.1	-.1	1.8
Nonelectric heating equipment	3433		06/80	116.2	116.7	117.2	.4	.8	1.2	2.4
Primary products		3433-P	06/80	115.8	116.2	116.8	.5	.7	1.3	2.7
Cast iron heating boilers		3433-3	06/80	113.3	115.9	116.1	.1	2.3	2.4	2.7
Oil-fired cast iron heating boilers		3433-311	06/80	109.9	112.4	112.4	0	2.1	2.3	3.0
Gas-fired cast iron heating boilers		3433-313	06/80	116.6	118.0	118.2	.2	1.3	1.4	1.4
Domestic heating stoves		3433-4	06/80	117.3	113.6	115.2	1.4	-1.8	-1.7	4.0
Wood and coal domestic heating stoves, except sheet metal, airtight		3433-416	06/80	122.6	118.7	120.9	1.8	(⁰)	-1.6	5.2
Wood and coal domestic heating stoves, sheet metal, airtight ..		3433-418	06/80	122.7	124.7	124.7	0	1.9	4.2	3.6
Steel heating boilers		3433-5	06/80	117.2	119.9	119.9	0	2.3	4.6	6.2
Steel heating boilers, 400 MBH and less		3433-511	06/80	116.5	(⁰)	116.6	(⁰)	.1	2.7	5.2
Steel heating boilers, over 400 MBH		3433-513	06/80	118.1	122.5	(⁰)	(⁰)	(⁰)	(⁰)	(⁰)
Other heating systems		3433-6	06/80	122.1	122.7	124.1	1.2	1.5	2.3	3.9
Radiators and convectors		3433-611	06/80	120.4	120.5	121.7	1.0	1.1	1.7	2.8
Steel radiators and convectors		3433-61103	06/80	(⁰)	(⁰)	(⁰)	(⁰)	(⁰)	(⁰)	(⁰)
Other radiators and convectors		3433-61107	06/80	115.6	116.1	118.1	1.8	2.2	2.2	2.9
Unit heaters		3433-621								

See footnotes at end of table.

Table 4. Producer price indexes for the net output of selected industries and their products—Continued

Industry and product ¹	Industry code	Product code	Index base	Index			Percent change to May 1983 from —			
				Jan. 1983 ²	Apr. 1983 ²	May 1983 ²	Apr. 1983	Feb. 1983	Nov. 1982	May 1982
Nonelectric heating equipment—Continued										
Gas-fired unit heaters, under 400 MBH, propeller fan		3433-62113	06/80	124.2	126.7	126.7	0	2.0	3.6	4.7
Floor and wall furnaces		3433-631	06/80	119.9	119.3	123.1	3.2	1.9	2.6	4.9
Gas-fired floor furnaces		3433-63111	06/80	128.4	130.9	130.9	0	0	2.0	3.8
Gas-fired wall furnaces		3433-63113	06/80	118.9	(³)	122.1	(³)	2.1	2.7	4.9
Other systems, n.e.c.		3433-661	06/80	123.1	123.3	124.7	1.1	1.1	1.7	3.5
Gas-fired infrared heaters		3433-66141	06/80	(³)	114.0	119.8	5.1	5.1	(³)	11.3
Nonelectric fireplaces		3433-66151	06/80	107.0	107.0	104.1	-2.7	-2.7	-5.7	-6.9
Other heating systems, n.e.c.		3433-66191	06/80	128.0	(³)	128.5	(³)	.1	1.5	2.4
Parts for heating systems		3433-8	06/80	113.4	113.7	113.7	0	-2	.4	.8
Gas burners and parts/attachments		3433-811	06/80	114.7	115.7	116.0	.2	.1	1.7	2.5
Gas burners under and equal to 400 MBH		3433-81101	06/80	(³)	115.8	116.3	.5	.5	2.4	3.6
Gas burners over 400 MBH		3433-81103	06/80	107.6	109.3	109.3	0	-6	1.6	2.4
Oil burners and parts/attachments		3433-821	06/80	119.0	118.4	118.1	-3	.1	.1	.1
Commercial/industrial oil burners		3433-82103	06/80	113.9	113.9	113.9	0	2.9	2.9	2.9
Dual fuel burners and parts/attachments		3433-831								
Commercial/industrial dual fuel burners		3433-83103	06/80	106.4	107.7	107.7	0	-1.1	1.2	1.2
Other parts, n.e.c.		3433-861	06/80	112.7	112.7	112.7	0	0	-2	.9
Secondary products		3433-S	06/80	117.4	118.5	117.9	-5	1.2	.6	1.1
Other secondary products		3433-SSS	06/80	121.4	120.8	120.9	.1	.5	-2	.5
Fabricated structural metal										
.....	3441		06/82	99.3	98.5	98.2	-3	-9	-1.6	(³)
Primary products		3441-P	06/82	99.5	98.5	98.2	-3	-1.1	-1.9	(³)
Fabricated structural metal for buildings		3441-1	06/82	100.8	99.2	99.0	-2	-1.4	-2.4	(³)
Iron and steel for sale to other companies, industrial		3441-121	06/82	106.8	104.3	104.8	.5	-1.3	-2.1	(³)
Industrial buildings and plants		3441-12101	06/82	109.8	108.0	108.6	.6	-5	-1.4	(³)
Warehouses		3441-12102	06/82	89.8	83.3	83.3	0	-7.3	(³)	(³)
Iron and steel for sale to other companies, commercial		3441-122	06/82	93.3	91.0	90.0	-1.1	-3.5	-4.5	(³)
Office buildings (high-rise)		3441-12201	06/82	86.7	(³)	84.7	(³)	-2.3	-4.6	(³)
Office buildings (low-rise)		3441-12202	06/82	100.3	88.2	88.2	0	-12.1	-12.1	(³)
Other (low-rise)		3441-12205	06/82	(³)	96.4	96.4	0	(³)	(³)	(³)
Iron and steel for sale to other companies, public (except utilities) and educational		3441-126	06/82	94.1	90.9	90.9	0	-7	-4.5	(³)
Educational		3441-12602	06/82	90.1	85.9	85.9	0	-1.3	-6.7	(³)
Iron and steel for sale to other companies, public utilities		3441-127	06/82	93.8	93.8	91.1	-2.8	-2.9	-6.0	(³)
Power plants (fossil and nuclear)		3441-12701	06/82	93.5	93.5	90.7	-3.0	-3.0	(³)	(³)
Iron and steel for field erection by own company, industrial		3441-161	06/82	99.1	98.6	98.6	0	.1	-4	(³)
Industrial buildings and plants		3441-16101	06/82	99.1	98.6	98.6	0	(³)	-4	(³)
Iron and steel for field erection by own company, commer., residen., instit., med., reli		3441-162	06/82	99.0	98.2	98.2	0	-8	-1.5	(³)
Commercial, residential, institutional, medical, religious (low-rise)		3441-16202	06/82	97.4	95.4	95.4	0	-2.0	-3.7	(³)
Fabricated structural metal for bridges, trestles, and viaducts		3441-2	06/82	94.5	93.9	90.8	-3.3	-3.5	-6.6	(³)
Iron, steel, and aluminum for sale to other companies, highway		3441-212	06/82	94.3	93.6	90.3	-3.5	-3.7	-7.0	(³)
Other fabricated structural metal		3441-3	06/82	98.1	98.1	98.2	.1	.1	0	(³)
Iron and steel for sale to other companies, for towers and supporting structures		3441-342	06/82	(³)	(³)	(³)	(³)	(³)	(³)	(³)
Other iron and steel for sale to other companies (excluding re-bars, bar joists, etc.)		3441-358	06/82	96.5	96.4	96.6	.2	.2	-1	(³)
Secondary products		3441-S	06/82	(³)	(³)	(³)	(³)	(³)	(³)	(³)
Fabricated platework										
.....	3443		03/80	118.5	118.7	118.3	-4	.3	-7	1.0
Primary products		3443-P	03/80	119.3	119.5	119.0	-5	.3	-9	.9
Heat exchangers and steam condensers		3443-1	03/80	124.7	125.5	126.8	1.0	1.7	2.4	4.9
Bare tube heat exchangers		3443-111	03/80	135.6	135.6	137.8	1.7	1.7	3.4	7.4
Fin tube heat exchangers		3443-115	03/80	114.0	114.5	114.5	0	.4	-1.1	-1.0
Steam condensers		3443-151	03/80	113.7	119.2	119.2	0	4.9	(³)	(³)
Fabricated steel plate		3443-2	03/80	111.2	110.0	110.0	0	-2	-1.1	-1.1
Fabricated steel plate for large diameter pipe		3443-211	03/80	126.1	(³)	126.1	(³)	0	0	0
Weldments		3443-251	03/80	111.4	111.4	111.4	0	0	0	0
Other fabricated steel plate		3443-298	03/80	110.7	108.3	108.4	.1	-4	-2.1	-2.1
Steel power boilers and parts/attachments		3443-3	03/80	125.1	125.5	120.4	-4.1	-8	-4.2	.4
Water tube boilers up to 100,000 lbs./hr.		3443-31	03/80	129.2	129.2	123.8	-4.2	-5	-5.0	.6
Fire tube boilers of all types		3443-34	03/80	122.0	122.8	117.9	-4.0	-1.2	-3.4	.3
Gas cylinders		3443-4								
Other gas cylinders		3443-419	03/80	110.3	110.3	110.3	0	0	-1.0	-2.0
Metal tanks made at plant, standard, pressure		3443-5	03/80	109.2	109.1	109.1	0	0	-2	.1
Other non-LPG pressure tanks		3443-538	03/80	111.9	111.6	111.7	.1	.1	-4	(³)
Metal tanks made at plant, standard, non-pressure		3443-7	03/80	105.2	104.7	105.4	.6	-6	-5	-2.3
Bulk storage tanks, standard, non-pressure		3443-71	03/80	104.8	103.6	104.8	1.2	-7	-1.2	-3.7
Carbon steel storage tanks, 6000 gal. and less		3443-711	03/80	105.4	105.5	106.1	.6	-4	0	-1.7
Carbon steel storage tanks over 6000 gal.		3443-713	03/80	105.0	102.3	104.2	1.9	-1.0	-2.4	-5.8
Other storage tanks		3443-72	03/80	112.3	112.3	112.3	0	0	0	-8
Custom tanks and vessels made at the plant		3443-8	03/80	120.9	121.5	121.5	.0	.5	-3.0	-8
Carbon steel customized tanks and vessels		3443-802	03/80	119.9	120.9	120.9	0	.8	-3.3	.1
Carbon steel tanks & vessels, 3/4" & less wall thickness		3443-80201	03/80	119.9	121.4	121.4	0	1.3	-1.0	.4
Carbon steel tanks & vessels, over 3/4" wall thickness		3443-80203	03/80	(³)	105.3	105.3	0	(³)	-6.8	(³)
Alloyed (except aluminum) vessels and tanks, non-LPG		3443-806	03/80	117.5	117.2	117.2	0	0	-4.2	-4.9
Custom tanks and vessels made at plant and field erected		3443-9	03/80	128.0	128.2	128.5	.2	.4	.2	1.3
Elevated water tanks, customized and field erected		3443-922	03/80	(³)	(³)	123.6	(³)	.1	.6	1.1
Petroleum storage tanks, field erected		3443-926	03/80	115.8	116.0	116.2	.1	.6	-4	-1.3
Secondary products		3443-S	03/80	114.9	114.9	114.9	0	-1	-2	2.9

See footnotes at end of table.

Table 4. Producer price indexes for the net output of selected industries and their products—Continued

Industry and product ¹	Industry code	Product code	Index base	Index			Percent change to May 1983 from —			
				Jan. 1983 ²	Apr. 1983 ²	May 1983 ²	Apr. 1983	Feb. 1983	Nov. 1982	May 1982
Sheet metal work	3444		12/82	99.4	100.3	100.4	0.1	0.9	(³)	(³)
Primary products		3444-P	12/82	99.3	100.4	100.5	.1	1.0	(³)	(³)
Culverts, flumes, and irrigation pipes		3444-2	12/82	100.0	100.3	100.3	0	.3	(³)	(³)
Steel		3444-213	12/82	100.0	100.0	100.0	0	0	(³)	(³)
Culverts		3444-21301	12/82	100.0	100.0	100.0	0	0	(³)	(³)
Aluminum		3444-215	12/82	100.0	102.8	102.8	0	2.2	(³)	(³)
Metal roofing and roof drainage equipment		3444-4	12/82	99.8	100.4	100.4	0	-3	(³)	(³)
Metal roofing, steel, all types		3444-411	12/82	(³)	(³)	(³)	(³)	(³)	(³)	(³)
Metal flooring and siding		3444-5	12/82	99.0	98.9	98.6	-3	-1	(³)	(³)
Fabricated metal flooring		3444-505	12/82	99.3	98.9	98.9	0	0	(³)	(³)
Metal siding, aluminum, for residential use, including mobile homes		3444-517								
Noninsulated		3444-51702	12/82	99.3	99.5	99.3	-2	0	(³)	(³)
Other sheet metal work		3444-6	12/82	99.2	100.9	101.2	.3	1.9	(³)	(³)
Stovepipe, furnace smokepipe, elbows, and ducts, steel		3444-634	12/82	100.0	103.5	103.5	0	3.5	(³)	(³)
Air-conditioning ducts, including dust collecting ducts, steel		3444-637	12/82	(³)	100.0	100.0	0	0	(³)	(³)
Restaurant, hotel, and kitchen sheet metal equipment, steel		3444-644	12/82	(³)	(³)	(³)	(³)	(³)	(³)	(³)
Metal awnings, canopies, carports, and patios, prefabricated types, aluminum		3444-646	12/82	100.0	100.7	(³)	(³)	(³)	(³)	(³)
Other sheet metal work, steel		3444-662	12/82	101.3	101.7	101.7	0	.2	(³)	(³)
Precision sheet metal parts, not stamped		3444-66203	12/82	100.6	101.2	101.2	0	.1	(³)	(³)
Casings		3444-66208	12/82	100.0	100.0	100.0	0	0	(³)	(³)
Other steel sheet metal work		3444-66209	12/82	100.4	100.8	100.9	.1	.4	(³)	(³)
Other sheet metal work, aluminum		3444-664	12/82	100.5	98.4	99.1	.7	-1.2	(³)	(³)
Miscellaneous receipts		3444-M								
Contract work and other miscellaneous receipts		3444-XY9	12/82	100.0	100.0	100.0	0	0	(³)	(³)
Secondary products		3444-S	12/82	100.0	100.0	100.0	0	.3	(³)	(³)
Prefabricated metal buildings	3448		12/81	99.1	97.1	97.1	0	-2.1	-5.1	-4.6
Primary products		3448-P	12/81	99.2	96.9	96.9	0	-2.3	-5.2	-4.7
Prefab. metal bldg. sys., excl. farm service bldgs., resid. bldgs., & parts for prefab. bldgs.		3448-1	12/81	97.2	93.1	93.0	-1	-4.4	-6.4	-7.1
Industrial and commercial		3448-115	12/81	97.2	(³)	92.9	(³)	-4.6	-6.7	-7.3
Other prefabricated and portable metal buildings and parts		3448-2	12/81	102.2	102.7	102.9	.2	.8	-3.3	-1.2
Grain storage buildings, including farm and commercial types, steel and aluminum		3448-214	12/81	106.0	107.3	107.3	0	(³)	-7.7	(³)
Other farm service bldgs., steel and aluminum, excl. wood frame bldgs.		3448-215	12/81	105.9	105.9	105.9	0	0	0	5.8
Small utility bldgs., incl. tool sheds, cabanas, storage houses, etc., steel and aluminum		3448-221	12/81	94.1	98.5	98.4	0	3.2	-1.3	(³)
Dwellings and other non-farm bldgs. incl. vacation homes, etc., steel and aluminum		3448-235	12/81	106.8	102.7	103.0	.3	-9	-3.8	-4.1
Panels, parts, or sections for prefab. bldgs., not sold as a complete unit, steel & aluminum		3448-254	12/81	99.5	98.6	99.1	.5	-2	-1	-5
Secondary products		3448-S	12/81	98.0	97.3	97.6	.2	(³)	-8.7	(³)
Bolts, nuts, screws, rivets, and washers	3452		06/82	99.5	99.4	98.2	-1.2	-1.1	-1.5	(³)
Primary products		3452-P	06/82	99.5	99.4	98.0	-1.4	-1.3	-1.8	(³)
Externally threaded fasteners, except aircraft		3452-4	06/82	99.2	99.5	98.2	-1.3	-1.2	-1.7	(³)
Hex bolts, including heavy, tap, and joint		3452-412	06/82	89.2	89.0	89.3	.3	-1.4	-1.2	(³)
Square and round bolts and plow numbers 3, 4, 6, 7, and track		3452-413	06/82	101.8	103.1	103.1	0	1.3	1.3	(³)
High-strength structural and bent bolts		3452-416	06/82	102.2	103.5	103.5	0	2.3	1.3	(³)
Studs		3452-421	06/82	101.2	103.6	102.4	-1.1	1.1	1.2	(³)
Flanged, self-locking, set, and wood screws		3452-432	06/82	100.3	100.1	98.7	-1.5	-2.4	-1.0	(³)
Cap screws, 1/4 in. diameter and above		3452-434	06/82	100.5	100.0	97.2	-2.8	-3.2	-1.9	(³)
Machine screws		3452-437	06/82	98.2	98.6	95.5	-3.2	-3.0	-3.5	(³)
Thread-cutting, self-drilling, and thread-rolling screws		3452-442	06/82	98.4	98.4	98.4	0	0	0	(³)
Other externally threaded fasteners, except aircraft		3452-469	06/82	101.3	101.7	101.5	-1	-1	0	(³)
Internally threaded fasteners, except aircraft		3452-5	06/82	100.6	98.8	93.6	-5.3	-5.4	-7.8	(³)
Flanged, square, sheet metal, weld, wing, and cage nuts		3452-501	06/82	102.3	102.3	102.3	0	0	-4	(³)
Hex nuts		3452-502	06/82	100.2	97.9	91.0	-7.0	-7.1	-10.2	(³)
Locknuts: prevailing torque and free spinning		3452-511	06/82	100.0	100.0	100.0	0	0	0	(³)
Other internally threaded fasteners, including all nonmetallic		3452-539	06/82	103.0	103.0	103.0	0	0	(³)	(³)
Nonthreaded fasteners, except aircraft		3452-6	06/82	99.2	98.8	98.6	-2	-2	.4	(³)
Solid rivets, all sizes		3452-601	06/82	96.5	96.5	96.5	0	0	0	(³)
Tubular, split, and blind rivets		3452-603	06/82	100.6	100.6	100.6	0	0	.6	(³)
Pins, machine type		3452-621	06/82	100.4	100.4	100.4	0	0	.4	(³)
Washers, all types		3452-631	06/82	95.3	93.6	92.9	-8	-6	(³)	(³)
Other nonthreaded fasteners, including all nonmetallic		3452-649	06/82	(³)	(³)	(³)	(³)	(³)	(³)	(³)
Aircraft/aerospace fasteners		3452-7	06/82	100.4	100.2	100.2	0	0	.1	(³)
Bolts, all KSI tensile		3452-701	06/82	(³)	(³)	(³)	(³)	(³)	(³)	(³)
Screws, all types		3452-711	06/82	100.0	100.0	100.0	0	0	0	(³)
Nuts, all types		3452-731	06/82	(³)	100.0	100.0	0	(³)	0	(³)
Rivets, all types		3452-762	06/82	102.0	98.7	98.7	0	0	-1.3	(³)
Other formed fasteners		3452-8	06/82	99.6	99.6	99.6	0	0	-6	(³)
Other aircraft		3452-831	06/82	(³)	(³)	(³)	(³)	(³)	(³)	(³)
Miscellaneous receipts		3452-M	06/82	98.0	97.6	97.6	0	0	-4	(³)
Secondary products		3452-S	06/82	99.6	101.3	101.9	.6	1.7	2.3	(³)
Automotive stampings	3465		12/82	100.1	101.5	101.8	.2	1.8	(³)	(³)
Primary products		3465-P	12/82	100.2	101.7	102.0	.2	2.0	(³)	(³)

See footnotes at end of table.

Table 4. Producer price indexes for the net output of selected industries and their products—Continued

Industry and product ¹	Industry code	Product code	Index base	Index			Percent change to May 1983 from —			
				Jan. 1983 ²	Apr. 1983 ²	May 1983 ²	Apr. 1983	Feb. 1983	Nov. 1982	May 1982
Automotive stampings—Continued										
Original equipment automotive stampings		3465-1	12/82	100.2	101.9	102.2	0.3	2.2	(^o)	(^o)
Passenger car stampings		3465-111	12/82	100.1	101.9	102.2	.3	2.2	(^o)	(^o)
Body panels		3465-11111	12/82	100.0	100.0	100.1	.1	.1	(^o)	(^o)
Chassis parts		3465-11112	12/82	100.5	106.4	107.1	.7	7.1	(^o)	(^o)
Truck and bus stampings		3465-113	12/82	100.4	101.8	102.2	.4	2.2	(^o)	(^o)
Body panels		3465-11313	12/82	(^o)	102.6	102.6	0	2.6	(^o)	(^o)
Chassis parts		3465-11314	12/82	101.2	99.9	101.2	1.2	1.2	(^o)	(^o)
Service part automotive stampings		3465-3	12/82	(^o)	100.0	100.0	0	(^o)	(^o)	(^o)
Passenger car stampings		3465-311	12/82	(^o)	100.0	100.0	0	(^o)	(^o)	(^o)
Secondary products		3465-S	12/82	100.0	100.0	100.1	.1	.1	(^o)	(^o)
Steel springs, except wire	3493		06/81	104.2	103.7	103.7	0	-5	-1.2	-1.5
Primary products		3493-P	06/81	103.9	103.3	103.3	0	-6	-1.4	-2.0
Hot formed springs		3493-1	06/81	104.4	103.7	103.7	0	-7	-1.7	-2.3
Hot formed coil springs		3493-121	06/81	102.7	102.7	102.7	0	0	.1	-1.3
Locomotive, railroad car, and other helical springs		3493-12116	06/81	102.9	102.9	102.9	0	0	.2	(^o)
Hot formed leaf springs		3493-131	06/81	105.8	104.2	104.2	0	-1.6	-3.4	-3.4
Replacement leaf springs		3493-13151	06/81	110.3	107.1	107.1	0	-2.9	-6.3	-6.2
Original equipment leaf springs other than for passenger cars		3493-13158	06/81	101.1	101.1	101.1	0	0	0	0
Cold formed springs		3493-2	06/81	101.5	101.4	101.3	-2	-2	-2	-3
Valves and pipe fittings	3494		12/82	100.5	100.5	101.6	1.1	.9	(^o)	(^o)
Primary products		3494-P	12/82	100.2	100.3	100.5	.1	.1	(^o)	(^o)
Fluid power valves		3494-2	12/82	100.0	98.6	98.8	.2	-7	(^o)	(^o)
Hydraulic valves		3494-212	12/82	100.1	99.4	99.7	.2	.2	(^o)	(^o)
Manually operated directional control valves		3494-21201	12/82	(^o)	100.0	100.0	0	0	(^o)	(^o)
Other directional control valves		3494-21203	12/82	100.0	100.0	100.0	0	0	(^o)	(^o)
Flow control valves (including check valves)		3494-21205	12/82	100.0	95.3	95.3	0	0	(^o)	(^o)
Other hydraulic valves		3494-21207	12/82	100.5	100.5	102.0	1.6	1.6	(^o)	(^o)
Pneumatic valves		3494-224	12/82	99.7	96.8	96.8	0	-2.9	(^o)	(^o)
Metal valves for piping systems and equipment, except plumbing and heating valves		3494-3	12/82	100.0	99.6	99.6	0	-9	(^o)	(^o)
Gates, globes, angles, checks, etc.		3494-312	12/82	99.9	97.8	97.9	.1	-2.6	(^o)	(^o)
Iron valves (excluding IBBM, AwwA, UL)		3494-31203	12/82	100.0	(^o)	100.4	(^o)	.4	(^o)	(^o)
Cast carbon steel valves (all pressures)		3494-31204	12/82	100.7	93.2	94.1	.9	-6.8	(^o)	(^o)
Forged carbon steel valves (all pressures)		3494-31205	12/82	100.0	85.6	85.6	0	-14.4	(^o)	(^o)
Brass and bronze valves (125 lb w.s.p. and over)		3494-31207	12/82	100.0	101.3	101.3	0	1.4	(^o)	(^o)
Cast alloy steel valves, including stainless		3494-31208	12/82	98.4	102.0	100.5	-1.5	-1.5	(^o)	(^o)
Ball valves, all metals, pressures, and types		3494-363	12/82	100.0	100.1	100.2	.1	.2	(^o)	(^o)
Iron and steel ball valves		3494-36301	12/82	100.0	100.0	100.0	0	0	(^o)	(^o)
Brass and bronze ball valves		3494-36302	12/82	(^o)	(^o)	101.1	(^o)	(^o)	(^o)	(^o)
Butterfly valves, all metals, pressures, and types		3494-367	12/82	100.0	100.7	100.7	0	.7	(^o)	(^o)
Iron butterfly valves, including ductile		3494-36701	12/82	100.0	100.7	100.7	0	(^o)	(^o)	(^o)
Steel (cast and fabricated) butterfly valves		3494-36702	12/82	(^o)	(^o)	100.8	(^o)	(^o)	(^o)	(^o)
Plug valves, all metals, pressures, and types		3494-375	12/82	100.7	101.8	101.8	0	0	(^o)	(^o)
Iron plug valves, including ductile		3494-37501	12/82	100.0	(^o)	100.0	(^o)	0	(^o)	(^o)
Carbon steel plug valves		3494-37502	12/82	101.3	(^o)	101.3	(^o)	0	(^o)	(^o)
Other metal valves and specialties		3494-398	12/82	100.0	(^o)	99.9	(^o)	-1	(^o)	(^o)
Plumbing and heating valves and specialties, excluding plumbers' brass goods		3494-4	12/82	100.0	100.0	100.0	0	0	(^o)	(^o)
Other plumbing and heating valves 15 lb w.s.p. and under		3494-419	12/82	(^o)	100.0	100.0	0	(^o)	(^o)	(^o)
Automatic regulating and control valves		3494-5	12/82	101.3	101.5	102.7	1.1	1.4	(^o)	(^o)
Pneumatic actuated control valves		3494-505	12/82	100.0	100.0	101.8	1.8	1.8	(^o)	(^o)
Self-contained direct actuated pressure regulator valves		3494-531	12/82	102.9	102.9	102.9	0	0	(^o)	(^o)
Flow regulator valves for gas, vapors, or liquids		3494-545	12/82	(^o)	(^o)	(^o)	(^o)	(^o)	(^o)	(^o)
Other regulator valves		3494-548	12/82	101.4	102.8	103.3	.4	1.8	(^o)	(^o)
Metal fittings, flanges, and unions for piping systems		3494-7	12/82	100.0	101.3	100.9	-4	.9	(^o)	(^o)
Forged carbon steel fittings, flanges, and unions		3494-723	12/82	100.0	100.9	99.2	-1.7	-8	(^o)	(^o)
Threaded type		3494-72302	12/82	99.9	102.8	102.8	0	2.9	(^o)	(^o)
Pipe hangers and supports, excluding metal framing		3494-731	12/82	(^o)	(^o)	(^o)	(^o)	(^o)	(^o)	(^o)
Pipe couplings		3494-785	12/82	(^o)	102.1	97.7	-4.3	(^o)	(^o)	(^o)
All other metal fittings and unions for piping systems		3494-798	12/82	100.0	(^o)	101.0	(^o)	(^o)	(^o)	(^o)
Fluid power hose and tube fittings		3494-8	12/82	100.0	100.0	100.0	0	0	(^o)	(^o)
Fittings for metal and plastic tubing		3494-815	12/82	100.0	100.0	100.0	0	0	(^o)	(^o)
Hose end fittings and hose assemblies for fluid power systems		3494-841	12/82	100.0	100.0	100.0	0	0	(^o)	(^o)
Other hose connectors		3494-84104	12/82	(^o)	(^o)	100.0	(^o)	(^o)	(^o)	(^o)
Parts and components for valves and pipe fittings (sold separately)		3494-9	12/82	100.0	101.2	101.2	0	1.2	(^o)	(^o)
Miscellaneous receipts		3494-M	12/82	106.4	101.4	101.4	0	(^o)	(^o)	(^o)
Secondary products		3494-S	12/82	100.4	(^o)	110.0	(^o)	9.1	(^o)	(^o)
Wire springs	3495		12/82	100.4	100.3	100.3	.1	-1	(^o)	(^o)
Primary products		3495-P	12/82	100.4	100.3	100.4	.1	-2	(^o)	(^o)
Precision mechanical springs		3495-2	12/82	101.0	101.3	101.5	.2	.2	(^o)	(^o)
Compression type shipments to O.E.M.		3495-212	12/82	101.0	101.9	101.7	-2	-2	(^o)	(^o)
Automotive		3495-21211	12/82	100.0	100.0	(^o)	(^o)	(^o)	(^o)	(^o)
Electronics		3495-21213	12/82	100.0	100.0	100.0	0	0	(^o)	(^o)
Other machinery		3495-21215	12/82	106.4	111.7	111.7	0	0	(^o)	(^o)
Consumer goods		3495-21217	12/82	100.0	101.1	(^o)	(^o)	(^o)	(^o)	(^o)
Other		3495-21219	12/82	100.1	100.0	100.0	0	0	(^o)	(^o)

See footnotes at end of table.

Table 4. Producer price indexes for the net output of selected industries and their products—Continued

Industry and product ¹	Industry code	Product code	Index base	Index			Percent change to May 1983 from —			
				Jan. 1983 ²	Apr. 1983 ²	May 1983 ²	Apr. 1983	Feb. 1983	Nov. 1982	May 1982
Wire springs—Continued										
Compression type, other shipments		3495-214	12/82	(?)	100.0	100.0	0	0	(?)	(?)
Extension type		3495-215	12/82	102.5	101.2	102.5	1.3	1.3	(?)	(?)
Torsion type		3495-217	12/82	100.0	100.0	100.0	0	.6	(?)	(?)
Other wire springs		3495-3	12/82	100.0	99.6	99.6	0	-.4	(?)	(?)
Spring units for box springs, innerspring mattresses, and dual purpose sleep furniture		3495-317	12/82	(?)	(?)	(?)	(?)	(?)	(?)	(?)
Other upholstery and furniture springs (unassembled)		3495-319	12/82	(?)	100.0	100.0	0	(?)	(?)	(?)
Valve springs		3495-321	12/82	100.0	(?)	100.0	(?)	0	(?)	(?)
Other wire springs		3495-398	12/82	100.0	100.0	(?)	(?)	(?)	(?)	(?)
Secondary Products		3495-S	12/82	100.1	100.1	100.1	0	0	(?)	(?)
Miscellaneous fabricated wire products										
Primary products	3496		12/82	99.5	98.9	99.0	0	-.8	(?)	(?)
Noninsulated ferrous wire rope, cable and strand		3496-P	12/82	99.6	99.2	99.3	0	-.5	(?)	(?)
Steel wire rope and cable		3496-1	12/82	99.7	94.9	94.9	0	-4.8	(?)	(?)
Ferrous wire cloth and other ferrous woven wire products		3496-111	12/82	(?)	(?)	91.8	(?)	(?)	(?)	(?)
Steel fencing and fence gates		3496-4	12/82	100.0	100.0	100.4	.4	.4	(?)	(?)
Chain link fencing		3496-6	12/82	98.4	95.8	95.8	0	1.7	(?)	(?)
Other ferrous fabricated wire products		3496-613	12/82	98.1	95.2	(?)	(?)	(?)	(?)	(?)
Welded steel wire fabric (concrete reinforcing mesh)		3496-8	12/82	99.6	100.6	100.6	0	-1.1	(?)	(?)
Other welded steel wire fabric		3496-861	12/82	98.0	97.1	97.1	0	-.8	(?)	(?)
Wire carts		3496-865	12/82	100.3	99.1	99.5	.4	0	(?)	(?)
Other ferrous wire products		3496-873	12/82	100.0	102.1	102.1	0	0	(?)	(?)
Miscellaneous receipts		3496-898	12/82	98.7	99.9	99.8	-1.1	0	(?)	(?)
Secondary products		3496-M	12/82	(?)	(?)	98.5	(?)	-1.5	(?)	(?)
		3496-S	12/82	98.9	96.1	96.1	0	-3.7	(?)	(?)
Fabricated pipe and pipe fittings										
Primary products	3498		06/81	105.5	105.8	105.7	-.2	.8	-0.6	-0.9
Iron and steel pipe, tube and fittings		3498-P	06/81	104.9	105.0	104.8	-.2	.9	-.7	-2.0
Iron and steel pipe and pipe fittings (including custom work for contractors)		3498-1	06/81	104.0	103.8	103.6	-.2	-1.1	-1.1	-2.0
Petrochemical		3498-101	06/81	102.5	100.9	100.6	-.3	-1.4	-2.9	-4.8
Fossil fuel power plant		3498-10101	06/81	(?)	88.0	86.3	-1.9	(?)	(?)	(?)
Other fab. excluding energy, petrochem, water/sewage, and nonpressure pipe		3498-10102	06/81	102.1	(?)	(?)	(?)	(?)	(?)	(?)
Iron and steel tubing and fittings		3498-10114	06/81	104.6	105.0	105.0	0	0	-.6	.3
Seamless tubing		3498-102	06/81	106.3	108.3	108.2	-1	1.8	1.5	2.4
Welded tubing		3498-10202	06/81	105.4	113.3	112.9	-.4	7.4	7.1	(?)
Aluminum and aluminum base alloy pipe, tube, and fittings		3498-10203	06/81	106.5	106.5	106.5	0	0	-.4	-.8
Aluminum and aluminum base alloy pipe, tube, and fittings		3498-2	06/81	106.1	106.1	106.1	0	0	(?)	(?)
Copper and copper base alloy pipe, tube, and fittings		3498-201	06/81	106.1	106.1	106.1	0	0	(?)	(?)
Copper and copper base alloy pipe, tube, and fittings		3498-3	08/81	109.3	111.4	111.5	0	0	(?)	(?)
Copper and copper base alloy pipe, tube, and fittings		3498-301	08/81	109.3	111.4	111.5	0	0	(?)	(?)
Turbines and turbine generator sets										
Primary products	3511		06/82	101.9	101.9	101.9	0	0	.2	(?)
Steam, gas, and hydraulic turbines and parts		3511-P	06/82	102.3	102.3	102.3	0	0	.2	(?)
Mechanical drive steam turbines, including marine, steam engines, and parts		3511-2	06/82	105.2	105.2	105.2	0	0	.5	(?)
Mechanical drive steam turbines, including marine		3511-21	06/82	106.8	106.8	106.8	0	0	1.0	(?)
Mechanical drive steam turbines less than 1,000 horsepower		3511-211	06/82	101.0	101.1	101.1	0	0	.4	(?)
Mechanical drive steam turbines 1,000 horsepower and over		3511-21121	06/82	101.2	(?)	101.2	(?)	(?)	.4	(?)
Parts and accessories for steam engines and steam turbines, and complete steam engines		3511-21141	06/82	100.4	100.6	100.6	0	(?)	.2	(?)
		3511-215	06/82	116.3	116.3	116.3	.0	0	1.9	(?)
Internal combustion engines, n.e.c.										
Primary products	3519		12/82	100.1	101.5	102.0	.5	1.8	(?)	(?)
Gasoline engines, under 11 h.p. (except auto)		3519-P	12/82	100.1	101.7	102.3	.6	2.1	(?)	(?)
Gasoline engines, 6.0 - 10.9 h.p.		3519-1	12/82	(?)	(?)	100.0	(?)	(?)	(?)	(?)
Diesel, semidiesel and dual fuel (except auto)		3519-103	12/82	(?)	(?)	100.0	(?)	(?)	(?)	(?)
Diesel, semidiesel and dual fuel, under 151 h.p.		3519-3	12/82	101.2	101.9	101.9	0	.8	(?)	(?)
Diesel, semidiesel and dual fuel, 50.9 h.p. and under		3519-3A	12/82	107.1	107.1	106.9	-.1	-.1	(?)	(?)
Diesel, semidiesel and dual fuel, 51 - 70.9 h.p.		3519-301	12/82	(?)	101.1	(?)	(?)	(?)	(?)	(?)
Diesel, semidiesel and dual fuel, 71 - 100.9 h.p.		3519-303	12/82	101.9	101.6	101.6	0	0	(?)	(?)
Diesel, semidiesel and dual fuel, 151 h.p. and over		3519-305	12/82	(?)	118.8	118.5	-.3	(?)	(?)	(?)
Diesel, semidiesel and dual fuel, 151 h.p. and over		3519-3B	12/82	100.1	101.0	101.0	.1	.9	(?)	(?)
Diesel, semidiesel and dual fuel, 1501 h.p. and over		3519-333	12/82	(?)	100.4	101.0	.5	(?)	(?)	(?)
Diesel, semidiesel and dual fuel - automotive		3519-4	12/82	100.0	104.5	104.7	.2	4.6	(?)	(?)
Diesel, semidiesel and dual fuel - auto., 276 h.p. and over		3519-411	12/82	100.0	103.5	103.5	0	3.4	(?)	(?)
Parts and accessories		3519-9	12/82	99.7	100.7	102.1	1.3	2.3	(?)	(?)
Fuel injection systems		3519-916	12/82	98.4	99.4	102.0	2.6	3.9	(?)	(?)
Other parts and accessories		3519-919	12/82	100.1	101.3	102.2	.9	1.9	(?)	(?)
Secondary products		3519-S	12/82	100.0	100.0	100.0	0	0	(?)	(?)
Other secondary products		3519-SSS	12/82	100.0	100.0	100.0	0	(?)	(?)	(?)
Farm machinery and equipment										
Primary products	3523		12/82	100.3	101.6	101.7	.1	1.0	(?)	(?)
Commercial turf and grounds mowing equipment, including parts and attachments		3523-P	12/82	100.3	101.7	101.8	.1	1.0	(?)	(?)
Commercial turf and grounds care equipment, except mowing, including parts and attachments		3523-A	12/82	100.0	100.0	100.0	0	0	(?)	(?)
		3523-B	12/82	100.0	100.0	100.5	.5	.5	(?)	(?)

See footnotes at end of table.

Table 4. Producer price indexes for the net output of selected industries and their products—Continued

Industry and product ¹	Industry code	Product code	Index base	Index			Percent change to May 1983 from —			
				Jan. 1983 ²	Apr. 1983 ²	May 1983 ²	Apr. 1983	Feb. 1983	Nov. 1982	May 1982
Farm machinery and equipment—Continued										
Wheel tractors and attachments, except contractors' type, lawn and garden, and motor tillers		3523-1	12/82	100.0	102.3	102.3	0	2.3	(?)	(?)
Two-wheel drive farm type tractors, including front-wheel assist types		3523-1A	12/82	(?)	102.3	102.3	0	(?)	(?)	(?)
120 to 139 pto horsepower		3523-109	12/82	(?)	101.5	101.5	0	(?)	(?)	(?)
180 pto horsepower and over		3523-115	12/82	(?)	101.1	101.1	0	(?)	(?)	(?)
Attachments for wheel tractors farm and nonfarm industrial type		3523-187	12/82	100.0	100.0	100.0	0	0	(?)	(?)
Farm dairy machines, sprayers and dusters, farm elevators and farm blowers		3523-2	12/82	100.2	102.1	101.3	-7	-1	(?)	(?)
Sprayers and dusters		3523-2B	12/82	100.0	100.4	98.0	-2.4	-2.4	(?)	(?)
Power sprayers, field and row crop type		3523-22	12/82	100.0	100.3	97.1	-3.1	-3.1	(?)	(?)
Tractor mounted		3523-221	12/82	100.0	100.6	100.6	0	.3	(?)	(?)
Other than tractor mounted		3523-224	12/82	100.0	100.8	87.0	-13.7	-13.7	(?)	(?)
Farm elevators and blowers		3523-2C	12/82	100.4	102.6	103.2	.6	2.3	(?)	(?)
Farm elevators, portable, auger type		3523-267	12/82	100.6	103.6	104.8	1.1	3.4	(?)	(?)
Planting, seeding, and fertilizing machinery		3523-3	12/82	100.5	101.6	101.8	.2	.7	(?)	(?)
Planting and seeding machinery		3523-3A	12/82	100.7	102.6	102.6	0	.6	(?)	(?)
Corn planters, corn and cotton planters, and lister planters		3523-316	12/82	100.0	102.2	102.2	0	0	(?)	(?)
Fertilizing machinery		3523-3B	12/82	100.7	102.2	102.7	.5	1.4	(?)	(?)
Fertilizer distributors, dry (inclu. lime spreaders), gravity distribution (5 ft. and over)		3523-348	12/82	(?)	(?)	100.0	(?)	0	(?)	(?)
Fertilizer distributors, anhydrous ammonia		3523-354	12/82	(?)	(?)	100.1	(?)	(?)	(?)	(?)
Manure spreaders, conveyor type		3523-357	12/82	(?)	(?)	100.6	(?)	(?)	(?)	(?)
Manure spreaders, tank type, open and closed		3523-365	12/82	(?)	100.0	101.8	1.8	(?)	(?)	(?)
Front and rear mounted loaders (farm type), manure and general utility		3523-371	12/82	100.4	103.5	104.0	.5	(?)	(?)	(?)
Other planting, seeding, and fertilizing machinery		3523-382	12/82	100.0	100.0	100.0	0	0	(?)	(?)
Harrows, rollers, pulverizers, stalk cutters, and similar equipment		3523-4	12/82	100.7	101.6	102.1	.5	.9	(?)	(?)
Stalk shredders and cutters and rotary mowers		3523-4A	12/82	100.0	101.0	101.0	0	1.0	(?)	(?)
Horizontal blade		3523-418	12/82	(?)	101.1	101.1	0	1.1	(?)	(?)
Harrows and rollers		3523-4B	12/82	101.0	101.9	102.7	.8	.9	(?)	(?)
Pull type tandem disc harrows		3523-411	12/82	100.9	102.2	102.9	.6	.7	(?)	(?)
Blade terracers and scrapers and land levelers		3523-4C	12/82	101.0	101.0	101.0	0	0	(?)	(?)
Harvesting machinery, except hay and straw harvesting combines		3523-5	12/82	99.9	100.4	100.4	0	0	(?)	(?)
Combines (harvester-threshers), except peanut combines		3523-511	12/82	(?)	100.1	99.5	-6	(?)	(?)	(?)
Other harvesting machinery, including picker-shellers and field shelling attachments		3523-582	12/82	101.0	(?)	102.7	(?)	(?)	(?)	(?)
Haying machinery		3523-6	12/82	103.3	104.1	104.1	0	-7	(?)	(?)
Hay balers, all types		3523-655	12/82	(?)	(?)	102.0	(?)	(?)	(?)	(?)
Plows		3523-7	12/82	100.2	100.2	100.2	.1	.1	(?)	(?)
Chisel plows, deep tillage		3523-766	12/82	(?)	100.7	100.7	0	(?)	(?)	(?)
Other plows, except snow plows		3523-788	12/82	100.0	100.0	(?)	(?)	(?)	(?)	(?)
Farm machinery and equipment, n.e.c., excluding parts		3523-8	12/82	100.4	101.0	101.6	.5	1.1	(?)	(?)
Cultivators		3523-8A	12/82	100.0	100.5	101.2	.7	1.2	(?)	(?)
Machines for preparing crops for market or use		3523-8B	12/82	101.5	101.8	102.4	.6	1.0	(?)	(?)
Feed grinders, feed mixers, and burr mills		3523-826	12/82	(?)	101.5	104.2	2.6	(?)	(?)	(?)
Other machines for preparing crops for market or for use		3523-839	12/82	103.7	103.7	103.7	0	0	(?)	(?)
Barn and barnyard equipment		3523-8D	12/82	100.2	100.8	100.8	0	.6	(?)	(?)
Cattle and dairy barn feeding equipment		3523-87	12/82	100.4	100.4	100.4	0	0	(?)	(?)
Calves feeders, hopper type		3523-876	12/82	(?)	(?)	(?)	(?)	(?)	(?)	(?)
Cattle feeders, hopper type		3523-877	12/82	(?)	100.0	100.0	0	(?)	(?)	(?)
Cattle and dairy barn watering equipment, including windmill heads and towers		3523-881	12/82	100.0	102.2	102.2	0	2.2	(?)	(?)
Other barn and barnyard equipment		3523-891	12/82	(?)	100.0	100.0	0	0	(?)	(?)
Self-propelled irrigation systems		3523-8E	12/82	100.0	100.0	100.0	0	0	(?)	(?)
Self-propelled irrigation systems, center-pivot		3523-893	12/82	(?)	(?)	(?)	(?)	(?)	(?)	(?)
All other self-propelled irrigation systems		3523-895	12/82	(?)	(?)	(?)	(?)	(?)	(?)	(?)
Hog equipment		3523-8P	12/82	100.0	100.0	100.3	.3	.3	(?)	(?)
Hog and pig feeding equipment		3523-P12	12/82	(?)	100.0	100.0	0	0	(?)	(?)
Hog handling equipment, including farrowing crates and stalls and pens		3523-P22	12/82	(?)	100.0	101.7	1.7	1.7	(?)	(?)
Farm wagons and other farm transportation equipment		3523-8W	12/82	100.5	103.2	105.5	2.3	5.0	(?)	(?)
Boxes with integral running gear, grain and forage types		3523-W72	12/82	(?)	(?)	100.0	(?)	(?)	(?)	(?)
Other farm transportation equipment		3523-W78	12/82	(?)	(?)	97.3	(?)	(?)	(?)	(?)
Parts for farm machinery and equipment		3523-9	12/82	99.9	102.3	102.4	.1	.5	(?)	(?)
Farm machinery and equipment parts sold to original equipment mfrs		3523-9A	12/82	100.0	104.4	104.4	0	.1	(?)	(?)
Parts for harvesting machinery		3523-905	12/82	100.0	100.0	100.0	0	0	(?)	(?)
Parts for other farm machinery, including parts for farm dairy machinery		3523-918	12/82	(?)	100.4	100.4	0	(?)	(?)	(?)
Farm machinery and equipment parts sold for replacement and repair		3523-9B	12/82	99.8	100.5	100.6	.2	.6	(?)	(?)
Parts for machines for preparing crops for market or use		3523-962	12/82	(?)	103.1	103.1	0	(?)	(?)	(?)
Parts for planting, seeding, and fertilizing machinery		3523-991	12/82	100.0	98.3	100.2	2.0	2.0	(?)	(?)
Parts for plows		3523-993	12/82	100.0	101.7	101.7	0	1.7	(?)	(?)
Parts for harvesting machinery		3523-994	12/82	98.9	101.3	101.3	0	.4	(?)	(?)
Miscellaneous receipts		3523-M	12/82	100.5	101.3	101.3	0	1.3	(?)	(?)
Resales		3523-Z89	12/82	100.5	101.4	101.4	0	(?)	(?)	(?)

See footnotes at end of table.

Table 4. Producer price indexes for the net output of selected industries and their products—Continued

Industry and product ¹	Industry code	Product code	Index base	Index			Percent change to May 1983 from —				
				Jan. 1983 ²	Apr. 1983 ²	May 1983 ²	Apr. 1983	Feb. 1983	Nov. 1982	May 1982	
Farm machinery and equipment—Continued											
Secondary products		3523-S	12/82	100.0	101.2	101.2	0	1.2	(⁹)	(⁹)	
Other secondary products		3523-SSS	12/82	(⁹)	(⁹)	(⁹)	(⁹)	(⁹)	(⁹)	(⁹)	
Construction machinery and equipment		3531-S	12/82	100.0	100.4	100.4	0	(⁹)	(⁹)	(⁹)	
Lawn and garden equipment	3524		12/82	101.4	102.2	102.5	.3	1.1	(⁹)	(⁹)	
Primary products		3524-P	12/82	101.5	102.4	102.8	.4	1.2	(⁹)	(⁹)	
Consumer nonriding lawn, garden, and snow equipment		3524-1	12/82	100.2	101.0	101.4	.4	1.1	(⁹)	(⁹)	
Lawn mowers		3524-11	12/82	100.2	101.5	102.3	.9	2.1	(⁹)	(⁹)	
Rotary, push type, gasoline engine powered		3524-111	12/82	100.4	101.7	101.9	.2	(⁹)	(⁹)	(⁹)	
Rotary, self-propelled, gasoline engine powered		3524-112	12/82	100.0	101.4	103.6	2.2	3.6	(⁹)	(⁹)	
Reel, all types		3524-113	12/82	100.0	100.3	100.3	0	.3	(⁹)	(⁹)	
Powered lawn edger/trimmers		3524-15	12/82	100.0	100.4	100.4	0	.1	(⁹)	(⁹)	
Fixed blade, gasoline engine or electric powered		3524-154	12/82	100.1	101.1	101.1	0	.4	(⁹)	(⁹)	
Other consumer nonriding lawn, garden, and snow equipment		3524-19	12/82	101.5	101.7	101.7	0	.2	(⁹)	(⁹)	
All other equipment, incl. powered hedge trimmers, 2 wheel walking tractors, and lawn sweepers		3524-194	12/82	101.9	102.2	102.2	0	.2	(⁹)	(⁹)	
Parts and attachments for consumer nonriding lawn, garden, and snow equipment		3524-3	12/82	102.3	101.9	102.3	.5	0	(⁹)	(⁹)	
Attachments		3524-311	12/82	102.3	(⁹)	102.3	(⁹)	.1	(⁹)	(⁹)	
Parts		3524-312	12/82	102.3	101.6	102.3	.7	0	(⁹)	(⁹)	
Consumer riding lawn, garden, and snow equipment		3524-4	12/82	103.9	105.0	105.3	.2	1.3	(⁹)	(⁹)	
Garden tractors		3524-41	12/82	(⁹)	(⁹)	108.1	(⁹)	(⁹)	(⁹)	(⁹)	
16.0 hp and over		3524-417	12/82	(⁹)	(⁹)	108.1	(⁹)	(⁹)	(⁹)	(⁹)	
Lawn tractors and riding mowers		3524-42	12/82	100.5	102.7	103.1	.5	2.6	(⁹)	(⁹)	
Front engine lawn tractors and riding mowers		3524-421	12/82	100.0	101.6	101.6	0	1.6	(⁹)	(⁹)	
10.0 hp and over		3524-42113	12/82	(⁹)	(⁹)	100.0	(⁹)	(⁹)	(⁹)	(⁹)	
Rear engine lawn tractors and riding mowers		3524-422	12/82	101.4	104.6	106.0	1.3	(⁹)	(⁹)	(⁹)	
6.0 hp and over		3524-42213	12/82	101.4	104.6	106.0	1.3	(⁹)	(⁹)	(⁹)	
Parts and attachments for consumer riding lawn, garden, and snow equipment		3524-5	12/82	100.8	102.6	103.1	.5	(⁹)	(⁹)	(⁹)	
Attachments		3524-517	12/82	100.8	102.6	103.1	.5	(⁹)	(⁹)	(⁹)	
Secondary products		3524-S	12/82	100.0	100.0	100.0	0	0	(⁹)	(⁹)	
Construction machinery	3531		12/80	113.5	113.7	114.0	.3	.5	0.6	1.7	
Primary products		3531-P	12/80	112.8	113.1	113.5	.3	.6	.7	2.0	
Off hwy wheel tractors		3531-1	12/80	112.8	113.1	113.5	.3	.6	.7	2.0	
Off hwy wheel tractors, including wheeled log skidders and rubber-tired dozers		3531-101	12/80	117.2	117.2	117.2	.0	0	0	.1	
Tracklaying tractors		3531-2	12/80	118.6	120.1	120.1	0	1.2	1.2	2.6	
Tracklaying tractors, 130 net engine hp and over		3531-209	12/80	118.6	120.1	120.1	0	1.2	1.3	2.6	
Tractor parts and attachments		3531-3	12/80	104.0	105.3	106.5	1.1	2.4	2.7	3.6	
Tractor parts sold to o.e.m.		3531-321	12/80	(⁹)	(⁹)	(⁹)	(⁹)	(⁹)	(⁹)	(⁹)	
For off highway wheel tractors, replacement and repair		3531-365	12/80	(⁹)	109.1	109.1	0	(⁹)	(⁹)	(⁹)	
For wheel tractor loaders, replacement and repair		3531-367	12/80	95.6	94.3	103.3	9.5	8.0	10.4	(⁹)	
Cranes, excavators, parts and attachments		3531-4	12/80	113.7	113.0	113.1	.1	0	.3	2.0	
Hydraulic operated excavators		3531-41102	12/80	109.4	112.7	112.7	0	3.0	3.0	3.6	
Cable operated cranes		3531-41103	12/80	117.7	(⁹)	(⁹)	(⁹)	(⁹)	(⁹)	(⁹)	
Hydraulic operated cranes		3531-41104	12/80	118.6	119.8	119.6	-.1	1.3	2.9	5.3	
Miscellaneous cranes including draglines		3531-41105	12/80	117.0	117.0	117.0	0	0	0	3.5	
Front end attachments for cranes, draglines, shovels		3531-481	12/80	121.1	122.1	122.1	0	.9	1.1	7.0	
Parts for power cranes, draglines and shovels		3531-485	12/80	110.2	103.6	104.2	.6	-5.6	-5.4	(⁹)	
Mixers, pavers and related equipment, except parts		3531-6	12/80	112.1	107.5	107.6	.1	-3.3	-4.0	-2.5	
Portable mixers, 3 1/2 cu. ft. capacity and over		3531-62111	12/80	112.9	111.7	112.6	.8	.2	-.2	3.5	
Pavers, finishers, spreaders, bituminous distributors		3531-63411	12/80	112.1	112.4	112.4	0	.4	.5	1.7	
Other equipment, incl. portable mixers under 3 1/2 cu. ft. capacity		3531-63911	12/80	108.5	109.6	(⁹)	(⁹)	(⁹)	(⁹)	(⁹)	
Asphalt plants		3531-64511	12/80	115.6	115.6	115.6	0	0	0	2.5	
Tractor shovel loaders		3531-7	12/80	121.8	122.1	122.1	0	.2	.4	2.0	
Wheel shovel loader, 4 wheel dr., up to 3 1/2 cu. yd. capacity		3531-71101	12/80	128.8	129.6	129.6	0	.6	1.2	2.3	
Wheel shovel loader, 4 wheel dr., 3 1/2 cu. yd. capacity and over		3531-71102	12/80	119.5	119.5	119.5	0	0	0	.2	
Scrapers, graders, rollers, off hwy trucks, trailers, wagons, and miscellaneous attachments		3531-8	12/80	105.7	106.5	106.9	.3	.8	1.6	2.4	
Scraper bowls		3531-81211	12/80	119.6	120.5	121.9	1.2	1.9	1.9	3.6	
Rollers, all types including self-propelled vibratory compactors		3531-83111	12/80	(⁹)	121.0	121.0	0	3.0	6.9	9.6	
Off highway rear dump trucks		3531-85511	12/80	117.7	117.9	118.3	.4	.6	1.0	1.5	
Off highway trailers and wagons		3531-86611	12/80	(⁹)	(⁹)	(⁹)	(⁹)	(⁹)	(⁹)	(⁹)	
Winches (towing, logging, oilfield), other attachments, incl. logging arches and trenchers		3531-87811	12/80	119.5	120.0	(⁹)	(⁹)	(⁹)	(⁹)	(⁹)	
Front end loader attachment		3531-88211	12/80	112.7	112.7	112.7	0	0	0	0	
Other construction machinery and other parts		3531-9	12/80	114.2	114.7	115.0	.3	.3	-.6	1.0	
Winches, including marine		3531-95211	12/80	120.5	120.5	120.5	0	0	0	2.0	
Portable crushing plants		3531-97311	12/80	120.4	120.6	120.8	.1	.2	.8	2.4	
Snow clearing attachments		3531-98111	12/80	105.4	(⁹)	105.4	(⁹)	(⁹)	0	(⁹)	
Other excavating and road construction machinery		3531-98311	12/80	(⁹)	(⁹)	(⁹)	(⁹)	(⁹)	(⁹)	(⁹)	
Parts and attachments, except for cranes, draglines, shovels, tractors, sold to o.e.m.		3531-98411	12/80	119.1	120.5	120.3	-.1	.4	1.1	(⁹)	
Parts/attach., except for cranes, draglines, shovels & tractors, sold for replace/repair		3531-98611	12/80	108.1	107.3	108.2	.9	.1	-4.1	-2.6	
All other construction machinery and equipment		3531-99811	12/80	(⁹)	(⁹)	111.8	(⁹)	(⁹)	.3	(⁹)	
Contract work and other miscellaneous receipts		3531-XY9	12/80	(⁹)	(⁹)	(⁹)	(⁹)	(⁹)	(⁹)	(⁹)	
Secondary products		3531-S	12/80	116.8	116.8	116.8	0	0	0	0	

See footnotes at end of table.

Table 4. Producer price indexes for the net output of selected industries and their products—Continued

Industry and product ¹	Industry code	Product code	Index base	Index			Percent change to May 1983 from —			
				Jan. 1983 ²	Apr. 1983 ²	May 1983 ²	Apr. 1983	Feb. 1983	Nov. 1982	May 1982
Mining machinery and equipment	3532		06/81	109.8	109.6	110.2	0.5	0.6	0.9	1.8
Primary products		3532-P	06/81	110.4	110.3	111.0	.8	.6	1.2	2.5
Underground mining machinery		3532-5	06/81	110.4	111.8	113.6	1.6	1.8	3.7	4.4
Loading machines, underground mine		3532-562								
Shovel type, including scoops, shovels, buckets, slusher		3532-56236	06/81	110.9	111.7	110.7	-.8	-.2	2.0	2.6
types and all others		3532-565	06/81	(³)	108.7	112.6	3.7	(³)	(³)	(³)
Shuttle cars, rubber tired, self-propelled		3532-6	06/81	118.2	118.4	118.5	0	-.2	.9	2.5
Mineral classifying, flotation, separating, concentrating,		3532-6	06/81	118.2	118.4	118.5	0	-.2	.9	2.5
cleaning, clarifying equipment		3532-671	06/81	116.5	116.8	116.9	.1	-.3	1.3	3.6
All other mineral beneficiation machinery and equipment,		3532-7	06/81	110.9	110.3	110.3	0	-.6	-.1	1.2
n.e.c.										
Crushing, pulverizing, and screening machinery		3532-727	06/81	113.2	111.8	111.8	0	-1.3	-.5	1.0
Crushers, stationary types, including crushers mounted on		3532-72711	06/81	108.0	108.0	108.0	0	-.3	-.3	2.2
skids		3532-728	06/81	(³)	(³)	(³)	(³)	(³)	(³)	(³)
Gyratory crushers, all types		3532-755	06/81	102.8	103.9	103.9	0	(³)	1.1	2.9
Grinding mills, ball and rod		3532-8	06/81	111.2	111.3	112.2	.8	.8	2.0	3.9
Screens, vibrating, trommel, mine type										
Drills and other mining machinery, except parts		3532-823	06/81	109.1	109.1	109.1	0	(³)	-1.0	2.1
Rock drills (percussion type), include stoper, drifters, air		3532-863	06/81	111.9	(³)	(³)	(³)	(³)	(³)	(³)
leg drills, and rubber tire		3532-9	06/81	109.0	107.7	107.7	0	0	-.5	.8
Other drills, tools and supplies for drills (sold separately)		3532-975	06/81	109.6	109.6	109.6	0	0	.7	2.4
Parts and attachments for mining machinery and equipment		3532-989	06/81	106.0	98.9	98.9	.0	0	-6.7	-6.7
Parts and attachments for mining machinery sold separately,		3532-98931	06/81	106.2	97.9	97.9	0	0	-7.8	-7.8
excluding drills		3532-M	06/81	106.9	107.4	107.7	.3	.8	.9	.5
Percussion rock drill bits		3532-289	06/81	109.8	110.5	111.0	.4	(³)	1.2	.7
Containing tungsten carbide		3532-S	06/81	108.7	106.7	106.7	0	-.1	-1.2	-1.8
Miscellaneous receipts		3531-S	06/81	107.2	106.4	106.5	.1	-.5	-.4	-.9
Resales		3532-SSS	06/81	109.6	106.7	106.7	0	.1	-1.8	-2.5
Secondary products										
Construction machinery										
Other secondary products										
Oilfield and gasfield machinery and equipment	3533		12/80	121.4	121.1	120.8	-.2	-.1	-.3	-.5
Primary products		3533-P	12/80	122.9	121.9	121.7	-.2	-.7	-1.1	-1.6
Oilfield and gasfield production machinery and equipment		3533-3	12/80	119.6	118.0	117.5	-.4	-1.5	-2.1	-3.6
On-land and offshore bottom support wellhead equipment		3533-31	12/80	120.2	115.8	114.2	-1.3	-4.9	-4.9	-6.5
Christmas-tree assemblies with tubing heads and casing		3533-312	12/80	120.6	117.1	115.2	-1.6	-4.5	-4.5	-6.4
heads		3533-35	12/80	113.8	111.6	111.6	0	0	-3.7	-7.6
Rodlifting machinery and equipment - surface and subsurface ..		3533-362	12/80	120.8	122.0	122.0	0	0	1.0	1.0
Permanent packers and accessories		3533-363	12/80	121.5	126.5	126.5	0	0	4.1	4.6
Retrievable packers		3533-389	12/80	126.6	125.8	125.8	0	.2	-.7	-.2
Other production equipment and parts		3533-6	12/80	125.0	124.4	124.3	-.1	-.2	-.5	-.4
Oilfield and gasfield drilling machinery and equipment		3533-61	12/80	122.0	120.5	120.5	0	-.9	-1.4	-1.9
Surface oil and gasfield drilling machinery and equipment		3533-613	12/80	114.3	105.3	105.3	0	(³)	-7.9	-9.0
Wheel-mounted drilling and well-servicing rigs		3533-617	12/80	128.5	130.2	130.2	0	(³)	1.3	1.3
Blowout preventers and accessories		3533-619	12/80	116.2	117.3	117.3	0	.8	.9	-.3
Other surface drilling equipment and parts		3533-641	12/80	129.6	129.6	129.6	0	.7	.7	1.8
Bits		3533-64101	12/80	124.1	124.1	124.1	0	0	0	2.5
Tungsten-carbide insert bits		3533-64102	12/80	(³)	134.0	134.0	0	(³)	(³)	(³)
Steel-toothed bits		3533-64103	12/80	130.9	130.9	130.9	0	(³)	(³)	14.6
Other bits, including diamond bits		3533-644	12/80	(³)	(³)	(³)	(³)	(³)	(³)	(³)
Tool joints, subs and connectors		3533-649	12/80	131.3	131.3	131.3	0	0	0	.2
Other subsurface drilling equipment and parts		3533-64903	12/80	139.8	139.8	139.8	0	0	0	-.5
Other subsurface drilling equipment and parts, n.e.c.		3533-671	12/80	109.8	115.3	109.8	-4.8	-4.8	-4.8	-3.6
Cementing equipment		3533-681	12/80	111.0	111.0	111.0	0	0	-1.8	(³)
Well surveying equipment		3533-M	12/80	119.7	121.5	121.5	0	4.2	4.2	5.4
Miscellaneous receipts		3533-X98	12/80	127.3	130.2	130.2	0	2.3	2.3	4.1
Other miscellaneous receipts		3533-S	12/80	112.6	114.9	114.1	-.7	1.0	1.4	1.7
Secondary products		3533-SSS	12/80	111.3	114.1	113.1	-.9	1.3	1.8	1.8
Other secondary products		3561-S	12/80	118.4	118.4	(³)	(³)	(³)	(³)	(³)
Pumps and pumping equipment										
Elevators and moving stairways	3534		06/81	109.8	109.3	109.4	.2	.4	-1.0	-.2
Primary products		3534-P	06/81	108.6	107.9	108.1	.2	.4	-1.3	-1.8
Elevators and moving stairways, parts and attachments		3534-1	06/81	108.2	107.4	107.6	.2	.5	-1.4	-2.0
Geared electric passenger elevators, except residence lifts		3534-105	06/81	106.4	106.9	107.4	.5	.8	.4	-2.2
Gearless electric passenger elevators, except residence lifts		3534-107	06/81	109.3	106.5	106.7	.2	(³)	(³)	(³)
Hydraulic passenger elevators		3534-112	06/81	101.2	100.7	101.0	.3	0	-2.4	-2.0
Freight elevators		3534-114	06/81	123.1	124.1	124.8	.5	.8	-2.4	2.0
Electric freight elevators		3534-11413	06/81	(³)	151.5	153.0	1.0	1.6	2.6	13.6
Hydraulic freight elevators		3534-11415	06/81	103.9	103.9	103.9	0	0	-7.3	-8.2
Moving stairways and escalators		3534-151	06/81	108.2	105.6	105.4	-.1	(³)	(³)	(³)
Other non-farm elevators, including sidewalk elevators,		3534-196	06/81	106.9	106.9	106.9	0	0	0	.7
dumbwaiters, etc.										
Parts and attachments for elevators and moving stairways		3534-197	06/81	117.6	117.6	117.6	0	0	-3.4	5.2
(sold separately)		3534-2	06/81	112.9	112.9	112.9	0	0	0	0
Automobile lifts, parts and attachments		3534-231	06/81	112.7	112.7	112.7	0	0	0	0
Automobile lifts		3534-M	06/81	(³)	114.8	114.8	0	(³)	(³)	(³)
Miscellaneous receipts		3534-XY9	06/81	(³)	114.8	(³)	(³)	(³)	(³)	(³)
Contract work and other miscellaneous receipts										
Industrial trucks and tractors	3537		12/79	116.1	115.3	115.4	0	-.3	-1.2	-2.2

See footnotes at end of table.

Table 4. Producer price indexes for the net output of selected industries and their products—Continued

Industry and product ¹	Industry code	Product code	Index base	Index			Percent change to May 1983 from —			
				Jan. 1983 ²	Apr. 1983 ²	May 1983 ²	Apr. 1983	Feb. 1983	Nov. 1982	May 1982
Industrial trucks and tractors—Continued										
Primary products		3537-P	12/79	114.7	113.8	113.8	0	-0.4	-1.6	-2.9
Industrial trucks and tractors, motorized and hand powered		3537-1	12/79	114.0	113.6	113.6	0	-1	-1.0	-3.2
Internal combustion trucks and tractors		3537-1A	12/79	112.9	112.2	112.2	0	.3	-1.4	-4.1
Internal combustion trucks		3537-13	12/79	112.7	112.0	112.0	0	.3	-1.4	-4.2
Internal combustion trucks, under 6000 lb. capacity		3537-136	12/79	107.2	105.5	105.5	0	.5	-3.1	-7.1
Internal combustion trucks, 6000 - 14,999 lb. capacity		3537-137	12/79	116.1	116.1	116.1	0	0	-2	-2.4
Internal combustion trucks, over 14,999 lb. capacity		3537-138	12/79	124.3	124.9	124.9	0	.4	1.3	1.4
Motorized handtrucks		3537-111	12/79	118.3	116.5	(³)	(³)	(³)	(³)	(³)
Operator-riding electric trucks		3537-123	12/79	113.0	113.3	113.3	0	-3	-5	-1.9
Handlift trucks, handtrucks, trailers, and dollies		3537-16	12/79	128.3	128.1	128.1	0	-1.8	-1	-1.8
Other handtrucks, trailers, and dollies		3537-165	12/79	126.9	126.8	126.8	0	-2.0	-1	-2.0
Parts, attachments and miscellaneous equipment		3537-2	12/79	117.3	115.2	115.3	0	-1.2	-3.2	-2.2
Secondary products		3537-S	12/79	127.5	127.1	127.4	.2	-4	.7	3.5
Construction machinery		3531-S	01/80	122.5	(³)	(³)	(³)	(³)	(³)	(³)
All other secondary products		3537-SSS	12/79	127.7	(³)	128.0	(³)	-8	0	2.7
Metal forming machine tools	3542		06/81	109.6	110.2	110.4	.2	.3	1.0	3.6
Primary products		3542-P	06/81	110.6	111.1	111.3	.2	.2	.9	3.9
Punching, bending, and forming machines		3542-1	06/81	105.5	106.2	106.2	0	.2	.7	1.4
Punching machinery		3542-111	06/81	103.9	105.9	105.9	0	0	1.9	1.8
Fixed position punching machines		3542-11111	06/81	103.3	106.0	106.0	0	0	2.6	2.6
Combination punching-shearing machinery		3542-11113	06/81	(³)	107.2	107.2	0	(³)	(³)	(³)
Shearing machinery		3542-121	06/81	101.7	101.7	101.7	0	0	0	1.3
Plate shearing machinery		3542-12111	06/81	99.7	99.7	99.7	0	0	0	1.7
Bending and forming machinery		3542-131	06/81	108.0	108.3	108.3	0	.4	.4	1.3
Rolls: angles, bars and shapes bending		3542-13112	06/81	108.2	(³)	(³)	(³)	(³)	(³)	(³)
Press brakes		3542-13113	06/81	107.5	107.5	107.5	0	0	0	6.0
Other bending and forming machinery		3542-13116	06/81	108.0	(³)	108.7	(³)	(³)	.6	1.0
Mechanical and hydraulic presses		3542-2	06/81	109.6	110.1	110.5	.4	.5	1.1	2.0
Mechanical presses		3542-211	06/81	109.9	109.9	109.9	0	0	0	.7
Open inclinable presses, mechanical		3542-21111	06/81	109.4	109.4	109.4	0	0	0	-2
Vertical presses, mechanical		3542-21112	06/81	109.1	109.1	109.1	0	0	0	1.9
Other mechanical presses		3542-21113	06/81	111.5	111.5	111.5	0	0	-1	-1
Hydraulic presses		3542-212	06/81	(³)	110.4	112.0	1.4	0	(³)	(³)
Vertical single action hydraulic presses		3542-21212	06/81	(³)	111.7	113.3	1.4	(³)	(³)	(³)
Other metal forming machine tools and forging machines, except forging presses		3542-3	06/81	113.2	114.8	114.6	-2	.2	1.9	4.6
Other metal forming machine tools		3542-312	06/81	113.0	115.1	115.1	0	.5	2.8	6.8
Thread rolling machines		3542-31212	08/82	(³)	(³)	100.5	(³)	(³)	(³)	(³)
All other metal forming machine tools		3542-31213	06/81	116.7	120.2	120.2	0	.7	4.6	11.2
Rebuilt metal forming machine tools and parts for metal forming machine tools		3542-4								
Parts for metal forming machine tools		3542-413	06/81	115.1	114.8	115.2	.3	.1	.4	7.6
Secondary products		3542-S	06/81	107.4	108.1	108.4	.3	.8	2.1	3.9
Other secondary products		3542-SSS	06/81	112.0	112.5	113.0	.4	1.2	2.7	5.5
Special dies and tools, die sets, jigs and industrial molds	3544		06/81	107.2	107.3	107.2	-.1	.1	.1	.5
Primary products		3544-P	06/81	107.8	107.8	107.7	-.1	.1	.1	.5
Special dies and tools, die sets, jigs and fixtures		3544-1	06/81	109.4	109.4	109.0	-.4	0	-1	.2
Jigs and fixtures, all types		3544-1A	06/81	120.1	119.3	119.3	0	.5	-.4	-.5
All other jigs and fixtures (holding, positioning, layout, assembly), under 1,000 pounds		3544-117	06/81	99.4	98.0	98.0	0	1.3	-.6	-2.0
Other jigs and fixtures		3544-11702	06/81	99.4	98.0	98.0	0	1.3	-.6	-2.0
All other jigs and fixtures (holding, positioning, layout, assembly), 1,000 pounds and over		3544-118	06/81	100.8	99.6	99.6	0	0	-1.2	-1.0
Other jigs and fixtures		3544-11802	06/81	100.8	99.6	99.6	0	0	(³)	-1.0
Standard catalog components and parts for jigs and fixtures, including drill bushings		3544-119	06/81	107.7	107.7	107.7	0	0	0	6.7
Dies		3544-1B	06/81	105.6	106.0	105.4	-.5	-2	0	.5
Forming and drawing dies		3544-1E	06/81	109.1	109.1	109.1	0	0	-1	3.7
Stamping dies, including lamination and blanking dies		3544-1F	06/81	102.6	103.4	101.9	-1.4	-.7	-.7	-2.4
All other stamping type dies (punch, trim, notch, perforate, etc.)		3544-129	06/81	101.9	103.1	103.1	0	1.2	1.2	-1.5
Progressive stamping dies, except high-speed steel and carbide		3544-12901	06/81	(³)	100.8	100.8	0	0	(³)	(³)
Blanking type dies		3544-12903	06/81	(³)	(³)	(³)	(³)	(³)	(³)	(³)
All other dies		3544-149								
Other dies		3544-14907	06/81	102.9	103.8	103.8	0	0	(³)	2.8
Other components and parts for dies, including standard punches, springs, etc.		3544-179	06/81	104.1	104.1	104.1	0	0	0	0
Other components and parts		3544-17902	06/81	104.5	104.5	104.5	0	(³)	0	0
Industrial molds		3544-2	06/81	104.2	104.2	104.8	.6	.6	.6	1.0
Industrial molds for casting metals		3544-2M	06/81	102.5	102.5	102.5	0	0	0	.1
Diecasting molds		3544-211	06/81	102.5	(³)	102.5	(³)	0	0	1
Industrial molds for plastic products		3544-2Q	06/81	104.0	104.0	105.0	.9	.9	.9	1.0
Injection molds for plastic products		3544-251	06/81	104.0	104.0	105.0	.9	.9	.9	1.0
For 1,000,000 or more cycles		3544-25101	06/81	104.9	104.9	106.3	1.3	(³)	1.3	1.3
For 50,000-999,999 cycles		3544-25102	06/81	101.2	101.2	(³)	(³)	(³)	(³)	(³)
All other molds made of metal (including molds for glass and other products) and mold bases		3544-261	06/81	111.3	111.3	111.3	0	0	0	3.5
Other molds		3544-26104	06/81	103.7	104.1	104.1	0	.3	.3	.3

See footnotes at end of table.

Table 4. Producer price indexes for the net output of selected industries and their products—Continued

Industry and product ¹	Industry code	Product code	Index base	Index			Percent change to May 1983 from —			
				Jan. 1983 ²	Apr. 1983 ²	May 1983 ²	Apr. 1983	Feb. 1983	Nov. 1982	May 1982
Special dies and tools, die sets, jigs and industrial molds										
Miscellaneous receipts		3544-M	06/81	103.3	103.3	103.3	0	0	0	0
Secondary products		3544-S	06/81	100.1	100.8	100.8	0	.1	.8	.5
Other secondary products		3544-SSS	06/81	(?)	(?)	(?)	(?)	(?)	(?)	(?)
Power driven hand tools	3546		12/80	115.6	116.4	116.4	0	.6	1.4	2.7
Primary products		3546-P	12/80	114.6	115.5	115.4	-1	.6	1.6	2.4
Power driven hand tools, electric		3546-1	12/80	109.8	110.3	110.3	0	.3	1.6	1.2
Screwdrivers and nutrunners		3546-122	12/80	(?)	(?)	(?)	(?)	(?)	(?)	(?)
Hammers, percussion and rotary, without drill chuck		3546-124	12/80	106.7	108.1	108.1	0	1.3	1.3	1.4
Impact wrenches		3546-125	12/80	122.8	122.8	122.8	0	0	3.0	8.1
Planers and routers		3546-127	12/80	(?)	(?)	(?)	(?)	(?)	(?)	(?)
Other elec.-powered hand tools; incl. shears & nibblers, electric chain saws, hammer drills		3546-135	12/80	123.0	123.8	123.8	0	.7	2.2	3.1
Parts, attachments and accessories for electric-powered hand tools (sold separately)		3546-136	12/80	109.4	110.5	110.5	0	1.0	(?)	3.9
Drills: armature mounted primarily on sleeve bearings		3546-181	12/80	114.8	114.8	114.8	0	0	3.0	3.2
Over 1/4 inch chuck size to under 1/2 inch		3546-18103	12/80	113.5	113.5	113.5	0	0	1.0	1.4
Drills: armature mounted primarily on other than sleeve bearings		3546-182	12/80	107.9	108.3	108.3	0	0	.4	-1.0
Over 1/4 inch chuck size to under 1/2 inch		3546-18207	12/80	101.3	101.6	101.6	.0	0	.3	-2.8
Grinders, polishers, and circular sanders except bench grinders		3546-183								
Right angle grinders, polishers, and circular sanders		3546-18326	12/80	106.8	106.8	106.8	0	0	0	0
Sanders		3546-184	12/80	115.2	116.0	116.0	0	0	2.7	3.2
Belt		3546-18433	12/80	117.0	117.3	117.3	0	0	4.6	5.4
Oscillating, reciprocating and vibrating		3546-18434	12/80	113.6	114.9	114.9	0	0	1.2	(?)
Circular saws: armature mounted primarily on other than sleeve bearings		3546-185	12/80	111.9	112.1	112.1	0	0	.2	-2
Between 7 inch and 8 inch blade		3546-18516	12/80	112.1	112.4	112.4	0	0	.3	.3
Saws - jigs, saber, reciprocating		3546-186	12/80	107.0	107.0	107.0	0	0	0	1.1
Armature mounted primarily on ball bearings		3546-18618	12/80	(?)	106.7	106.7	0	0	(?)	(?)
Power driven hand tools, pneumatic, hydraulic and powder actuated		3546-2	12/80	116.9	117.7	117.4	-2	.1	.8	1.7
Percussion tools		3546-237	12/80	108.1	108.1	108.1	0	(?)	0	(?)
Drills, screwdrivers, nutrunners		3546-238	12/80	115.0	116.0	114.5	-1.3	-9	-5	2.5
Grinders, polishers, sanders		3546-243	12/80	(?)	117.8	117.8	0	(?)	2.1	3.6
Other pneumatic powered hand tools include hydraulic		3546-249	12/80	120.3	120.3	120.3	0	(?)	.9	2.0
Parts, attachments, and accessories for pneumatic, hydraulic and powder actuated tools		3546-251	12/80	(?)	124.3	124.3	0	(?)	1.4	2.0
Secondary products		3546-S	12/80	108.6	109.4	109.4	0	.7	.9	1.3
Rolling mill machinery	3547		12/81	108.0	110.2	110.2	0	.8	2.0	3.5
Primary products		3547-P	12/81	108.5	112.1	112.1	0	1.2	3.3	3.5
Secondary products		3547-S	12/81	107.3	107.3	(?)	(?)	(?)	(?)	(?)
Textile machinery	3552		12/80	116.8	118.0	118.1	.1	1.0	1.8	3.7
Primary products		3552-P	12/80	117.7	117.8	118.2	.3	.4	1.0	3.0
Textile machinery		3552-1	12/80	115.5	116.7	117.6	.8	1.7	2.2	5.8
Cleaning, opening, and card room equipment		3552-116	12/80	114.9	115.9	115.9	0	.9	.9	.9
Bleaching, dyeing, and finishing equipment		3552-185	12/80	109.9	110.2	110.2	0	.3	.3	-3.6
Machines for drying stocks, yarn, and cloth		3552-187	12/80	108.1	109.0	109.0	0	.8	.8	1.9
Other textile machinery		3552-199	12/80	111.2	111.2	111.4	.2	.2	2.2	(?)
Parts and attachments for textile machinery		3552-2	12/80	119.9	118.9	118.8	-1	-8	-1	.4
Textile machinery turnings and shapes		3552-211	12/80	142.8	(?)	(?)	(?)	(?)	(?)	(?)
Parts and attachments for other fiber to fabric and fabric machinery		3552-232	12/80	128.9	(?)	127.0	(?)	.1	(?)	-1.1
Parts and attachments for power looms		3552-241	12/80	113.1	(?)	113.0	(?)	0	.1	-8
Parts and attachments for bleaching, dyeing and finishing machinery		3552-271	12/80	115.0	116.8	116.8	0	.7	1.5	3.2
Parts and attachments for other textile machinery		3552-299	12/80	112.0	114.3	114.3	0	2.0	3.6	4.6
Secondary products		3552-S	12/80	111.9	119.3	117.4	-1.6	4.4	6.5	7.3
Woodworking machinery	3553		12/80	104.0	103.3	104.2	.9	.4	-2	-1.7
Primary products		3553-P	12/80	107.3	106.4	107.4	1.0	.4	-2	-2.0
Woodworking machinery, excluding home workshop and power-driven handtools		3553-1	12/80	104.4	103.1	104.6	1.5	.7	-4	-1.9
Sawmill equipment		3553-112	12/80	105.1	105.1	105.1	0	0	1.2	1.6
Sawing machines, except sawmill equipment		3553-162	12/80	(?)	110.5	110.5	0	0	-5.6	-2.7
Straight-line machinery, including jointers, moulders, planers, sanders, surfacers, etc.		3553-173	12/80	116.3	116.3	120.2	3.3	3.3	3.3	(?)
Boring machinery, carving machinery, dovetailers, mortisers, routers, shapers, and tenoners		3553-175	12/80	(?)	111.9	111.9	0	0	0	1.9
Parts, attachments and accessories: cutting tools other than saw blades		3553-185	12/80	77.0	74.9	74.9	0	-2.8	-12.9	-35.2
All other parts, attachments, and accessories, excluding saw blades		3553-187	12/80	102.5	100.5	100.5	0	-3.6	-2.4	-1.4
Other woodworking machinery, including lathes, drilling machines, jointers, planers, etc.		3553-198	12/80	106.4	(?)	118.7	(?)	11.6	11.6	13.7
Secondary products		3553-S	12/80	106.7	(?)	106.7	(?)	0	0	.7
Paper industries machinery	3554		06/82	103.1	103.6	103.7	.1	.3	1.7	(?)

See footnotes at end of table.

Table 4. Producer price indexes for the net output of selected industries and their products—Continued

Industry and product ¹	Industry code	Product code	Index base	Index			Percent change to May 1983 from —			
				Jan. 1983 ²	Apr. 1983 ²	May 1983 ²	Apr. 1983	Feb. 1983	Nov. 1982	May 1982
Paper industries machinery—Continued										
Primary products		3554-P	06/82	102.6	103.4	103.5	0.1	0.3	1.8	(³)
Wood preparation equipment		3554-1	06/82	100.0	100.0	100.0	0	0	0	(³)
Barkers, chippers, knotters, splitters, chipscreens, etc.		3554-111	06/82	100.0	100.0	100.0	0	0	0	(³)
Parts and attachments for wood preparation equipment (sold separately)		3554-181	06/82	100.0	100.0	100.0	0	0	0	(³)
Papermill machinery		3554-3	06/82	107.2	106.3	106.4	.1	-7	2.7	(³)
Paper machines		3554-342	06/82	111.2	111.2	111.2	0	0	(³)	(³)
Papermaking machines, headbox to reel		3554-34247	06/82	99.0	99.0	99.0	0	0	(³)	(³)
Parts and attachments for papermill machinery (sold separately)		3554-381	06/82	102.8	100.1	100.1	0	-2.6	(³)	(³)
Paper and paperboard converting equipment		3554-4	06/82	102.1	104.3	104.5	.2	1.1	2.7	(³)
Bagmaking machines, including shipping sack machines and envelope making machines		3554-451	06/82	101.8	103.2	103.2	0	1.4	(³)	(³)
Corrugated boxmaking machines, including corrugators		3554-453	06/82	(³)	103.6	103.6	0	(³)	(³)	(³)
Other converting equipment, including drum, can, and tube making machines		3554-459	06/82	103.5	104.2	104.3	.1	.5	1.2	(³)
Parts and attachments for converting equipment (sold separately)		3554-481	06/82	103.5	107.1	107.7	.6	.8	(³)	(³)
Rebuilt pulp and paper industries machinery		3554-6	06/82	(³)	100.0	100.0	0	(³)	(³)	(³)
Other rebuilt pulp and paper industries machinery		3554-675	06/82	(³)	100.0	100.0	0	(³)	(³)	(³)
Miscellaneous receipts		3554-M	06/82	104.3	104.3	104.3	0	0	0	(³)
Contract work and other miscellaneous receipts		3554-XY9	06/82	104.3	104.3	104.3	0	0	0	(³)
Secondary products		3554-S	06/82	104.7	104.7	104.7	0	0	2.6	(³)
Printing trades machinery										
Primary products	3555	3555-P	12/82	100.2	103.1	103.2	.1	1.1	(³)	(³)
Lithographic printing press		3555-1	12/82	100.2	103.8	103.8	0	1.3	(³)	(³)
Business forms presses, web-fed		3555-133	12/82	(³)	(³)	(³)	(³)	(³)	(³)	(³)
Other printing trades machinery		3555-5	12/82	100.2	101.0	101.1	0	.7	(³)	(³)
Roll covering, rubber and plastics, graphic arts		3555-572	12/82	100.0	101.7	(³)	(³)	(³)	(³)	(³)
Parts, attachments and accessories for printing presses, sold separately		3555-583	12/82	100.0	100.0	100.0	0	0	(³)	(³)
Parts, attachments and accessories for other machinery and equipment, sold separately		3555-589	12/82	100.0	101.0	101.0	0	1.0	(³)	(³)
Other printing machinery and equipment, including platens		3555-598	12/82	100.0	101.0	101.0	0	-2	(³)	(³)
Miscellaneous receipts		3555-M	12/82	99.9	99.9	99.9	0	0	(³)	(³)
Secondary products		3555-S	12/82	100.0	94.3	98.1	4.0	.8	(³)	(³)
Other special industry machinery										
Primary products	3559	3559-P	12/81	106.5	106.8	107.5	.6	.8	1.9	5.0
Chemical machinery and parts		3559-1	12/81	106.2	106.6	106.9	.2	.5	1.6	4.0
Chemical mixers		3559-112	12/81	101.4	98.6	98.6	0	(³)	-2.8	-2.8
Other chemical machinery		3559-115	12/81	106.8	106.8	106.8	0	0	2.8	3.5
Foundry machinery and parts		3559-2	12/81	104.7	106.3	106.4	.2	.5	2.5	3.2
Molding machinery		3559-222	12/81	102.8	104.0	104.0	0	1.2	1.3	1.0
Other foundry machinery, parts and flasks		3559-299	12/81	105.2	106.9	107.1	.2	.2	2.8	3.8
Plastic working machinery		3559-3	12/81	104.9	105.1	105.2	.1	.1	2.0	3.8
Compression molding machinery		3559-311	04/82	(³)	(³)	(³)	(³)	(³)	(³)	(³)
Extrusion machinery		3559-333	12/81	110.9	110.9	110.9	0	0	2.3	(³)
Injection molding machinery		3559-351	12/81	105.5	105.5	105.5	0	0	3.4	(³)
Blow molding machinery		3559-361	04/82	106.0	104.1	104.1	0	-2.1	(³)	(³)
Other plastic machinery and parts		3559-399	12/81	102.2	(³)	102.7	(³)	(³)	.8	1.7
Rubber working machinery		3559-4	12/81	103.9	103.9	104.2	.2	.2	1.1	1.7
Tire recapping and repairing machinery		3559-471	12/81	105.5	105.5	108.0	2.4	2.4	(³)	(³)
Other rubber working machinery (includes mixers) and parts		3559-498	12/81	104.7	104.7	(³)	(³)	(³)	(³)	(³)
Other special industry machinery, n.e.c.		3559-5	12/81	107.1	107.5	107.9	.4	1.1	1.7	4.8
Concrete machinery and parts		3559-546	12/81	105.0	105.0	105.8	.7	.7	2.2	(³)
Bottle forming, glassmaking machinery, and parts		3559-552	12/81	113.1	113.4	114.0	.5	.5	2.9	7.7
Shoemaking machinery, parts		3559-562	12/81	103.3	102.8	102.8	0	-1.3	-5	(³)
Cotton ginning machinery, parts		3559-573	12/81	111.6	112.6	112.6	0	0	4.3	4.9
Metal cleaning, degreasing machinery, parts		3559-581	12/81	106.7	106.6	106.9	.3	.2	.4	1.5
Other machinery, parts		3559-589	12/81	105.4	106.1	106.5	.4	1.6	1.3	4.9
Stoneworking machinery, parts		3559-58913	12/81	106.3	107.7	109.8	1.9	4.9	3.3	(³)
Other machinery, parts (includes optical lens machinery)		3559-58918	12/81	103.8	105.1	105.0	-1	1.9	2.4	4.5
Secondary products		3559-S	12/81	101.6	102.2	106.3	4.0	(³)	5.5	(³)
Industrial process furnaces and ovens										
Primary products	3567	3567-P	06/81	108.4	109.9	109.6	-2	1.0	1.5	2.8
Electric industrial furnaces and ovens, excluding induction and dielectric		3567-1	06/81	110.6	110.6	110.6	0	0	.3	1.5
Electric metal processing industrial furnaces and ovens		3567-1A	06/81	111.0	111.0	111.0	0	0	.2	1.5
Electric metal heat-treating furnaces		3567-121	06/81	105.6	105.6	105.6	0	0	.7	1.5
Electric nonmetallic processing industrial furnaces and ovens		3567-1B	06/81	106.1	106.1	106.1	0	0	.7	1.8
Excluding wood, cement and chemical processing kilns, but including other kilns and lehrs		3567-171	06/81	106.1	106.1	106.1	0	0	.7	1.8
Electric nonmetallic processing ovens		3567-17102	06/81	110.9	110.9	110.9	0	0	1.0	(³)
Fuel-fired industrial furnaces and ovens, oil or gas		3567-2	06/81	103.3	104.8	103.7	-1.1	.3	.4	1.9
Fuel-fired metal processing industrial furnaces and ovens		3567-2A	06/81	104.3	105.4	103.8	-1.5	-.4	-.4	1.5
Fuel-fired metal heat-treating furnaces		3567-221	06/81	102.5	102.5	99.7	-2.7	-2.7	-2.7	-2.0
Open-fired heat-treating furnaces		3567-22101	06/81	103.2	103.2	103.2	0	0	0	(³)
Atmosphere controlled heat-treating furnaces		3567-22102	06/81	(³)	(³)	98.7	(³)	(³)	(³)	(³)

See footnotes at end of table.

Table 4. Producer price indexes for the net output of selected industries and their products—Continued

Industry and product ¹	Industry code	Product code	Index base	Index			Percent change to May 1983 from —			
				Jan. 1983 ²	Apr. 1983 ²	May 1983 ²	Apr. 1983	Feb. 1983	Nov. 1982	May 1982
Industrial process furnaces and ovens—Continued										
Fuel-fired industrial ovens for metal processing		3567-241								
Continuous fuel-fired ovens for metal processing		3567-24102	06/81	106.6	109.2	109.2	0	2.4	2.4	5.9
Fuel-fired nonmetallic processing industrial furnaces and ovens		3567-2B	06/81	100.6	103.4	103.4	0	2.4	(³)	(³)
Excluding wood, cement and chemical processing kilns, but including other kilns and lehrs		3567-271	06/81	100.6	103.4	103.4	0	2.4	(³)	(³)
Fuel-fired nonmetallic processing ovens		3567-27102	06/81	100.6	103.4	103.4	0	2.4	(³)	(³)
High frequency induction and dielectric furnaces and heating equipment		3567-4	06/81	111.8	112.8	113.2	.3	.3	2.2	3.7
Metal melting line type induction furnaces		3567-417	06/81	107.7	109.1	109.3	.2	.2	1.8	2.8
Metal melting line type induction furnaces, ferrous		3567-41701	06/81	107.3	108.8	109.0	.2	.2	1.7	2.5
Other electric heating units for industrial use and all parts, attachments, and components		3567-5	06/81	106.4	109.3	109.4	.1	2.7	3.5	4.5
Tubular heaters		3567-551	06/81	107.3	110.4	111.1	.6	3.4	4.2	4.2
Other industrial electric heating units, including strip, space, ring & immersion heaters		3567-559	06/81	105.5	110.7	110.9	.2	5.0	6.4	(³)
Parts, attachments and components for industrial furnaces and ovens and heating units		3567-591	06/81	107.0	107.4	107.2	-.2	0	.2	1.7
Secondary products		3567-S	06/81	117.3	117.3	117.3	0	0	.6	2.2
Other secondary products		3567-SSS	06/81	118.6	118.6	118.6	0	0	.7	2.3
Scales and balances except laboratory										
Primary products	3576	3576-P	12/80	105.4	105.1	105.7	.5	.9	-1.1	.4
Motor truck scales		3576-1	12/80	105.9	105.6	106.2	.6	.9	.5	1.7
Industrial scales		3576-3	12/80	103.8	105.5	106.6	1.1	1.1	2.7	1.8
Bench and portable scales		3576-321	12/80	102.6	103.4	104.6	1.1	1.6	2.0	3.0
Floor scales		3576-323	12/80	110.8	111.6	113.6	1.8	1.5	2.9	6.3
Miscellaneous industrial scales, incl. crane, suspension, tank, hopper, & conveyor		3576-329	12/80	105.2	105.2	107.4	2.1	2.1	2.1	2.1
Commercial, retail scales		3576-4	12/80	91.7	(³)	95.0	(³)	3.6	3.6	4.0
Miscellaneous retail - commercial scales inclu.: non-computing counter, egg-grading & hanging		3576-435	12/80	104.4	95.0	95.0	0	.1	-9.0	-8.2
Personal, household scales		3576-5	12/80	110.1	110.1	110.1	0	.3	.3	4.5
Person-weighing scales and miscellaneous household scales		3576-545	12/80	120.5	123.0	123.0	0	1.0	2.6	6.9
Mailing scales		3576-6	12/80	122.3	128.2	128.2	0	2.6	6.2	8.6
Accessories and attachments for scales and balances		3576-7	12/80	107.6	108.5	108.5	0	0	.8	4.9
Parts for scales and balances		3576-8	12/80	104.4	107.9	107.9	0	.9	6.6	6.6
Secondary products		3576-S	12/80	102.3	107.2	107.2	0	-.7	4.2	4.2
		3576-S	12/80	95.8	95.9	95.9	0	.2	-30.9	-25.9
Automatic merchandising machines										
Primary products	3581	3581-P	06/82	102.9	103.4	103.4	0	.6	1.7	(³)
Automatic merchandising machines, coin-operated, excluding parts		3581-1	06/82	103.2	103.9	103.9	0	.6	1.9	(³)
Vending machines for beverages		3581-11	06/82	101.6	102.4	102.4	0	.8	.9	(³)
Soft drink		3581-115	06/82	102.3	102.5	102.5	0	.2	.4	(³)
Vending machines for confections and food		3581-12	06/82	100.5	100.5	100.5	0	0	.2	(³)
All other vending machines		3581-13	06/82	100.7	100.7	100.7	0	0	0	(³)
Coin-operated mechanisms and other parts for automatic merchandising machines		3581-2	06/82	100.0	105.0	105.0	0	5.0	5.0	(³)
Coin-operated mechanisms (for sale separately)		3581-251	06/82	109.2	109.2	109.2	0	0	5.5	(³)
Coin acceptors/rejectors		3581-25102	06/82	108.8	108.8	108.8	0	0	7.5	(³)
Parts for automatic merchandising machines, except coin-operated mechanisms		3581-25102	06/82	108.4	(³)	108.4	(³)	0	5.7	(³)
Miscellaneous receipts		3581-269	06/82	110.2	110.2	110.2	0	0	(³)	(³)
Secondary products		3581-M	06/82	100.0	101.6	101.6	0	1.6	1.6	(³)
		3581-S	06/82	100.0	(³)	(³)	(³)	(³)	(³)	(³)
Commercial laundry equipment										
Primary products	3582	3582-P	12/82	101.2	101.2	101.2	0	.1	(³)	(³)
Laundry equipment		3582-1	12/82	101.4	101.5	101.5	0	.1	(³)	(³)
Washer-extractors combinations		3582-113	12/82	101.7	101.9	101.9	0	.1	(³)	(³)
Other than coin-operated		3582-11312	12/82	100.0	99.9	99.9	0	-.1	(³)	(³)
Other commercial laundry equipment		3582-117	12/82	100.0	99.9	99.9	0	-.1	(³)	(³)
Commercial laundry equipment parts, attachments, and accessories		3582-118	12/82	100.0	100.0	100.0	0	0	(³)	(³)
Dry cleaning equipment		3582-2	12/82	102.0	102.0	102.0	0	0	(³)	(³)
Secondary products		3582-S	12/82	100.0	(³)	(³)	(³)	(³)	(³)	(³)
Refrigeration and heating equipment										
Primary products	3585	3585-P	12/82	100.6	101.6	101.5	-.1	.7	(³)	(³)
Heat transfer equipment, except room and unitary air cond. and dehumidifiers		3585-1	12/82	100.7	101.9	101.7	-.1	.8	(³)	(³)
Central station air conditioning units, motor driven fan type		3585-112	12/82	101.1	102.6	102.0	-.6	-.1	(³)	(³)
Air-cooled refrigerant condensers remote type		3585-132	12/82	100.0	103.1	101.9	-1.2	-1.4	(³)	(³)
Shell-and-tube, coil, u-tube, and tube-in-tube liquid coolers		3585-136	12/82	100.0	101.1	101.1	0	1.1	(³)	(³)
Unit coolers (refrigeration)		3585-141	12/82	100.0	100.8	100.8	0	.8	(³)	(³)
Ceiling and wall-mounted types		3585-14101	12/82	100.0	101.9	101.9	0	1.9	(³)	(³)
Finned coils, air-conditioning and refrigeration type		3585-142	12/82	100.0	100.0	100.0	0	0	(³)	(³)
Coil sales by oem for resale or assembly into equip. by other manuf. (all types)		3585-143	12/82	104.1	104.4	103.6	-.8	-.8	(³)	(³)
Centrifugal liquid chilling packages		3585-154	12/82	98.6	102.0	102.0	0	3.4	(³)	(³)
Hermetic type		3585-15401	12/82	98.3	101.8	(³)	(³)	(³)	(³)	(³)

See footnotes at end of table.

Table 4. Producer price indexes for the net output of selected industries and their products—Continued

Industry and product ¹	Industry code	Product code	Index base	Index			Percent change to May 1983 from —			
				Jan. 1983 ²	Apr. 1983 ²	May 1983 ²	Apr. 1983	Feb. 1983	Nov. 1982	May 1982
Refrigeration and heating equipment—Continued										
Mobile vehicle refrigeration systems		3585-156	12/82	(^o)	(^o)	100.0	(^o)	(^o)	(^o)	(^o)
Mobile vehicle mechanical air conditioning systems		3585-161	12/82	100.0	101.6	101.6	0	0.1	(^o)	(^o)
For passenger automobiles and light trucks and vans		3585-1611	12/82	100.0	102.1	102.1	0	.1	(^o)	(^o)
Sub-compact to compact automobiles		3585-16111	12/82	100.0	103.0	103.0	0	0	(^o)	(^o)
Truck and agriculture and construction machinery		3585-16121	12/82	(^o)	98.4	98.4	0	(^o)	(^o)	(^o)
Icemaking machines		3585-175	12/82	100.0	101.0	101.0	0	0	(^o)	(^o)
Self-contained		3585-1751	12/82	100.0	100.8	100.8	.0	0	(^o)	(^o)
Ice-cube makers		3585-17511	12/82	100.0	100.6	100.6	0	0	(^o)	(^o)
Flake and chip machines:		3585-17512	12/82	(^o)	101.4	101.4	0	(^o)	(^o)	(^o)
Not self-contained		3585-1752	12/82	100.0	100.2	100.2	0	0	(^o)	(^o)
Reciprocating liquid chilling packages		3585-185	12/82	(^o)	102.2	102.2	0	(^o)	(^o)	(^o)
Unitary air conditioners		3585-2	12/82	100.4	101.8	101.7	0	1.8	(^o)	(^o)
Air conditioners, except window and wall types		3585-21	12/82	99.4	103.4	103.4	0	4.0	(^o)	(^o)
Single package (with or without evaporator fan)		3585-211	12/82	99.4	103.4	103.4	0	4.0	(^o)	(^o)
Horizontal		3585-2111	12/82	99.3	103.7	103.7	0	4.5	(^o)	(^o)
Under 54,000 btu/hr		3585-21114	12/82	100.0	(^o)	(^o)	(^o)	(^o)	(^o)	(^o)
54,000 btu/hr and over		3585-21115	12/82	(^o)	109.9	(^o)	(^o)	(^o)	(^o)	(^o)
Year-round air conditioners, single packages and remote condenser types, except heat pumps		3585-25	12/82	99.8	98.4	99.1	.7	.3	(^o)	(^o)
Under 44,000 btu/hr		3585-252	12/82	101.1	(^o)	101.3	(^o)	(^o)	(^o)	(^o)
44,000 to 134,999 btu/hr		3585-257	12/82	98.8	96.0	96.9	.9	-.4	(^o)	(^o)
Heat pumps, except room air conditioners		3585-26	12/82	100.0	102.5	102.6	.1	2.4	(^o)	(^o)
Single package		3585-265	12/82	99.9	100.4	100.7	.3	.3	(^o)	(^o)
Split system		3585-266	12/82	100.0	103.9	103.9	0	3.9	(^o)	(^o)
Split system air conditioning units		3585-29								
Air conditioning condensing units		3585-295	12/82	101.1	102.0	101.6	-.3	1.2	(^o)	(^o)
27,000 to 32,999 btu/hr		3585-29573	12/82	104.6	103.8	101.8	-1.9	.8	(^o)	(^o)
33,000 to 38,999 btu/hr		3585-29574	12/82	100.0	100.1	100.3	.2	.3	(^o)	(^o)
Commercial refrigeration equipment		3585-3	12/82	100.0	100.4	100.8	.4	.7	(^o)	(^o)
Refrigerated enclosures, include self-contained units, remote units w/wo cond. units		3585-31	12/82	100.0	100.5	100.9	.4	.8	(^o)	(^o)
Reach-in refriger. and reach-in vert. display cabinets, with solid or glazed doors		3585-311	12/82	100.2	101.2	102.2	1.0	1.8	(^o)	(^o)
For normal temp. application, i.e., not intended for frozen foods, ice cream, etc.		3585-31115	12/82	100.0	100.7	102.5	1.7	2.2	(^o)	(^o)
For low temperature application		3585-31118	12/82	100.4	101.9	101.9	0	1.3	(^o)	(^o)
Sectional coolers or cooling rooms of the prefabricated (factory produced) type		3585-312	12/82	100.0	100.0	100.0	0	0	(^o)	(^o)
Display cases for meats, dairy products, produce, other perishables, normal temp		3585-313	12/82	99.2	100.4	101.1	.7	1.9	(^o)	(^o)
Closed		3585-3131	12/82	100.0	100.3	100.3	0	.3	(^o)	(^o)
Open, self-service		3585-3132	12/82	99.1	100.4	101.2	.8	2.1	(^o)	(^o)
Multi level		3585-31328	12/82	99.8	100.3	101.5	1.2	1.7	(^o)	(^o)
Display cases and cabinets for frozen foods, ice cream, etc., except coin operated		3585-314	12/82	100.7	100.7	100.7	0	0	(^o)	(^o)
Mechanical drinking water coolers		3585-343	12/82	100.0	100.1	(^o)	(^o)	(^o)	(^o)	(^o)
Mechanical beverage cooling and dispensing equipment except coin-operated		3585-361	12/82	100.0	100.0	101.0	1.0	1.0	(^o)	(^o)
Bulk beverage dispensers, including malt dispensers and pre-cooler cabinets		3585-36157	12/82	100.0	100.0	100.3	.3	.3	(^o)	(^o)
Other commercial refriger., retarders, egg refriger., envir. control equip., etc.		3585-397	12/82	100.0	100.0	100.0	0	0	(^o)	(^o)
Compressors and compressor units, all refrigerants		3585-4	12/82	100.0	100.0	100.0	0	0	(^o)	(^o)
10 hp and under, hermetic type motor compressors		3585-412	12/82	100.0	100.0	100.0	0	0	(^o)	(^o)
2.5 hp and under		3585-41211	12/82	100.0	100.0	100.0	0	0	(^o)	(^o)
3 hp to 10 hp		3585-41236	12/82	(^o)	100.0	100.0	0	(^o)	(^o)	(^o)
Over 10 hp (open and hermetic types)		3585-414	12/82	(^o)	(^o)	100.0	(^o)	0	(^o)	(^o)
Condensing units, all refrigerants except ammonia		3585-5	12/82	100.2	101.1	101.2	.1	1.0	(^o)	(^o)
Air-cooled		3585-51	12/82	100.3	101.4	101.5	.1	1.2	(^o)	(^o)
Hermetic type under 15 hp		3585-512	12/82	100.3	101.4	101.4	.1	1.2	(^o)	(^o)
Over 3 hp but under 15 hp		3585-51209	12/82	100.8	(^o)	102.3	(^o)	1.5	(^o)	(^o)
Water and air-cooled, open and hermetic type, 15 hp and over		3585-569	12/82	(^o)	100.0	100.0	0	(^o)	(^o)	(^o)
Room air conditioners and dehumidifiers		3585-6								
Room air conditioners		3585-612	12/82	100.9	106.6	106.6	0	5.6	(^o)	(^o)
Refrigeration and a/c equip. n.e.c., including soda fountain and beer dispensing equip		3585-7	12/82	102.7	102.6	102.6	0	0	(^o)	(^o)
Soda fountain equipment		3585-711	12/82	(^o)	(^o)	101.1	(^o)	(^o)	(^o)	(^o)
Evaporative air coolers		3585-794	12/82	(^o)	(^o)	100.0	(^o)	(^o)	(^o)	(^o)
Other refrigeration machinery and air conditioning equipment		3585-796	12/82	(^o)	101.2	101.2	0	(^o)	(^o)	(^o)
Other components and accessories for air conditioning and refrigeration equipment		3585-798	12/82	103.4	103.3	103.3	0	0	(^o)	(^o)
Warm air furnaces, except floor and wall; and parts and attachments		3585-8	12/82	100.5	100.7	100.7	0	-.1	(^o)	(^o)
Forced-air type furnaces (cast iron and steel)		3585-811	12/82	100.5	100.8	100.8	0	-.1	(^o)	(^o)
Gas		3585-81107	12/82	100.6	101.0	101.0	0	-.2	(^o)	(^o)
Miscellaneous receipts		3585-M	12/82	100.9	101.3	101.3	0	.4	(^o)	(^o)
Resales		3585-Z89	12/82	101.2	101.8	101.8	0	.6	(^o)	(^o)
Secondary products		3585-S	12/82	99.5	98.6	98.9	.2	-.6	(^o)	(^o)
Other secondary products		3585-SSS	12/82	99.1	97.7	(^o)	(^o)	(^o)	(^o)	(^o)
Mobile vehicle parts and accessories		3714-S	12/82	(^o)	(^o)	(^o)	(^o)	(^o)	(^o)	(^o)

See footnotes at end of table.

Table 4. Producer price indexes for the net output of selected industries and their products—Continued

Industry and product ¹	Industry code	Product code	Index base	Index			Percent change to May 1983 from —			
				Jan. 1983 ²	Apr. 1983 ²	May 1983 ²	Apr. 1983	Feb. 1983	Nov. 1982	May 1982
Service industry machinery	3589		06/82	102.3	102.9	103.2	0.3	0.2	1.5	(^o)
Primary products		3589-P	06/82	102.3	103.1	103.5	.4	.3	1.7	(^o)
Commercial cooking and food warming equipment		3589-1	06/82	102.0	105.1	105.2	.1	1.5	4.9	(^o)
Nonelectric commercial cooking and food warming equipment		3589-11	06/82	102.1	104.5	104.5	.0	2.4	4.5	(^o)
Electric and microwave commercial cooking and food warming equipment		3589-16	06/82	101.9	105.5	105.6	.2	.9	5.2	(^o)
Commercial food warming equipment, including hot food server units and steam tables		3589-165	06/82	104.6	104.6	105.5	.8	.8	4.7	(^o)
Other commercial cooking equipment (electric)		3589-167	06/82	101.8	105.0	105.1	.1	1.5	4.5	(^o)
Coffee makers, coffee urns		3589-16721	06/82	101.1	101.1	101.1	0	0	(^o)	(^o)
Service industry machines and parts		3589-2	06/82	102.7	102.5	103.0	.5	-.1	.5	(^o)
Water softeners and conditioners		3589-22	06/82	97.9	97.5	98.0	.5	-5.5	(^o)	(^o)
Water conditioners other than water softeners		3589-227	06/82	91.1	90.4	90.4	0	(^o)	(^o)	(^o)
Floor maintenance machinery, commercial and industrial		3589-23	06/82	102.9	103.3	103.3	0	0	.4	(^o)
Floor scrubbing and sanding machines, commercial type		3589-232	06/82	(^o)	101.6	101.6	0	0	(^o)	(^o)
Commercial carpet cleaners and shampooers		3589-237	06/82	101.4	101.5	101.5	0	.1	.1	(^o)
Sewage purification equipment		3589-281	06/82	103.8	104.0	104.0	0	.1	.5	(^o)
Clarifier		3589-28113	06/82	104.1	104.4	104.4	0	.3	.3	(^o)
Pump station		3589-28116	06/82	104.0	104.0	104.0	0	0	.3	(^o)
Garbage and trash compactors, commercial and industrial		3589-283	06/82	100.0	100.1	106.9	6.8	6.9	(^o)	(^o)
Other industrial and commercial service machines		3589-292	06/82	104.3	104.3	105.2	.9	.9	2.8	(^o)
All other industrial and commercial service machines		3589-29229	06/82	(^o)	(^o)	111.8	(^o)	(^o)	(^o)	(^o)
Commercial and industrial vacuum cleaners		3589-3	06/82	100.0	101.4	101.4	0	0	1.4	(^o)
Portable, including parts		3589-311	06/82	100.0	101.7	101.7	0	(^o)	1.7	(^o)
Miscellaneous receipts		3589-M	06/82	100.3	99.6	99.6	0	-.7	-.7	(^o)
Resales		3589-Z89	06/82	(^o)	99.5	99.5	0	(^o)	-.9	(^o)
Secondary products		3589-S	06/82	103.1	103.1	103.1	0	0	1.4	(^o)
Carburetors, pistons, piston rings, and valves	3592		12/82	100.3	101.3	103.2	1.8	2.5	(^o)	(^o)
Primary products		3592-P	12/82	100.1	101.1	103.3	2.2	2.9	(^o)	(^o)
Pistons and piston rings		3592-2	12/82	100.2	102.4	102.5	.1	.9	(^o)	(^o)
Piston rings, all types		3592-2B	12/82	100.2	103.4	103.5	.1	1.2	(^o)	(^o)
Piston rings, oil type		3592-248	12/82	(^o)	100.0	100.5	.4	(^o)	(^o)	(^o)
Piston rings, oil type for motor vehicle use		3592-251	12/82	(^o)	100.0	100.5	.5	(^o)	(^o)	(^o)
Piston rings, oil type for motor vehicle use-OEM		3592-25102	12/82	(^o)	100.0	100.5	.5	(^o)	(^o)	(^o)
Piston rings, compression type		3592-249	12/82	100.2	104.4	104.4	0	1.4	(^o)	(^o)
Piston rings, compression type for motor vehicle use		3592-255	12/82	100.0	103.7	103.7	0	.3	(^o)	(^o)
Piston rings, compression type for motor vehicle use-OEM		3592-25502	12/82	100.0	103.7	103.7	0	.3	(^o)	(^o)
Piston rings, compression type for all other uses		3592-257	12/82	101.1	107.5	107.5	0	6.3	(^o)	(^o)
Secondary products		3592-S	12/82	101.8	102.6	102.6	0	.8	(^o)	(^o)
Motor vehicle parts and accessories		3714-S	12/82	103.0	104.3	104.3	0	1.3	(^o)	(^o)
Transformers	3612		06/81	106.8	109.8	109.2	-.5	.9	2.3	1.9
Primary products		3612-P	06/81	106.9	109.3	108.7	-.5	.7	1.8	1.5
Distribution transformers		3612-1								
Liquid immersed		3612-101	06/81	112.4	113.4	113.7	.2	1.0	1.2	2.5
Pole type, 500 KVA or less, single phase		3612-10111	06/81	110.6	111.8	111.6	-.2	1.1	.9	2.2
Pad mount, 500 KVA or less, single phase		3612-10112	06/81	113.7	114.5	114.7	.1	.7	.9	(^o)
Power transformers		3612-2	06/81	102.6	106.3	106.1	-2.0	.9	3.3	-1.1
Small power transformers, one and three phase		3612-201	06/81	105.5	110.2	110.3	.1	.4	4.4	2.7
Large power transformers, one and three phase, liquid immersed		3612-20121	06/81	106.2	114.5	114.9	.4	1.3	7.5	(^o)
Fluorescent lamp ballasts		3612-202	06/81	100.8	107.0	103.4	-3.4	1.2	2.6	-3.5
Uncorrected power factor type		3612-3	06/81	105.8	105.9	105.9	0	0	0	0
Corrected power factor type		3612-301	06/81	105.2	105.4	105.4	0	.2	.2	.1
Corrected power factor type		3612-302	06/81	105.9	105.9	105.9	0	0	0	0
Specialty and all other transformers		3612-4	06/81	104.3	105.8	105.9	.1	.6	1.7	3.9
Open core and coil, and all units end-bell enclosed, 250 KVA and less		3612-401	06/81	108.0	107.8	107.9	.1	0	.4	5.9
High intensity discharge lamp transformers		3612-402	06/81	101.1	106.1	106.1	0	3.4	(^o)	(^o)
General purpose, one and three phase		3612-404	06/81	106.0	106.0	106.2	.2	-.1	.8	.9
All other transformers including luminous tube and ignition, and saturable core reactors		3612-406	06/81	101.5	106.4	106.5	.1	.2	4.9	3.3
Secondary products		3612-S	06/81	105.1	116.5	116.5	0	1.2	(^o)	(^o)
Household cooking equipment and parts	3631		06/81	109.3	109.6	109.6	0	.4	1.7	5.1
Primary products		3631-P	06/81	109.6	109.8	109.8	0	.4	2.0	5.5
Electric, electronic, and microwave household cooking units and parts		3631-1	06/81	108.7	109.0	109.1	0	.6	2.0	5.6
Free-standing electric ranges and ovens		3631-1A	06/81	118.1	118.6	118.8	.1	.6	3.9	9.1
Free-standing ranges under 23 inches in width		3631-111	06/81	111.3	112.8	112.0	-.7	-.5	1.5	(^o)
Free-standing ranges 23 to 32 inches in width		3631-112	06/81	118.2	118.7	118.9	.2	.6	4.0	9.2
Low oven		3631-11201	06/81	118.2	118.7	118.9	.2	.6	4.0	9.2
Other than free-standing electric ranges		3631-1B	06/81	113.7	114.1	114.1	0	.3	2.6	7.1
Built-in ranges		3631-121	06/81	113.7	114.2	114.2	0	.4	2.7	8.4
Surface cooking tops		3631-21113	06/81	120.3	120.3	120.3	0	0	4.8	11.0
Drop-in ranges		3631-1212	06/81	113.6	113.8	113.8	0	(^o)	2.2	3.7
Microwave cooking equipment		3631-1C	06/81	95.5	95.5	95.5	.0	.8	-.6	.5
Portable microwave ovens		3631-174	06/81	94.3	(^o)	(^o)	(^o)	(^o)	(^o)	(^o)
Parts and accessories for household electric ranges and ovens		3631-185	06/81	120.1	(^o)	(^o)	(^o)	(^o)	(^o)	(^o)
Gas household units and parts		3631-3	06/81	112.5	112.6	112.5	-.1	.1	2.4	5.9

See footnotes at end of table.

Table 4. Producer price indexes for the net output of selected industries and their products—Continued

Industry and product ¹	Industry code	Product code	Index base	Index			Percent change to May 1983 from —			
				Jan. 1983 ²	Apr. 1983 ²	May 1983 ²	Apr. 1983	Feb. 1983	Nov. 1982	May 1982
Household cooking equipment and parts—Continued										
Standard type gas ranges		3631-3A	06/81	112.3	112.5	112.4	-0.1	0.1	2.5	6.0
Free-standing ranges		3631-312	06/81	112.7	113.0	112.8	-1	.1	2.7	6.4
Free-standing gas ranges 32 inches and over in width		3631-31211	06/81	120.3	120.3	120.3	0	0	3.8	11.6
Free-standing gas ranges over 24 to 32 inches in width		3631-31213	06/81	111.0	111.2	111.1	-1	.2	2.6	5.7
Free-standing gas ranges 24 inches and under in width		3631-31215	06/81	114.3	115.2	114.7	-4	.2	1.6	(³)
Surface cooktops		3631-319	06/81	113.9	113.9	113.9	0	0	3.2	7.0
Nonstandard type gas ranges		3631-3B								
Slide-in or drop-in		3631-323	06/81	115.0	115.0	115.0	0	0	1.8	5.0
Outdoor cooking equipment and all other household cooking equipment except gas and electric										
Outdoor cooking equipment		3631-4	06/81	108.0	108.1	108.3	.2	.3	.6	3.0
Portable outdoor cooking units		3631-4A	06/81	107.9	108.0	108.2	.2	.3	.6	3.0
Solid fuel consuming		3631-412	06/81	107.2	107.4	107.6	.2	.3	.8	2.7
Other fuel consuming		3631-41211	06/81	107.6	107.9	108.1	.2	(³)	2.0	.8
Parts and accessories for outdoor cooking equipment		3631-41213	06/81	(³)	106.9	(³)	(³)	(³)	(³)	(³)
Other household cooking equipment except gas and electric		3631-413	06/81	(³)	115.0	(³)	(³)	(³)	(³)	(³)
Miscellaneous receipts		3631-421	06/81	120.3	(³)	(³)	(³)	(³)	(³)	(³)
Resales		3631-M	06/81	107.5	108.2	108.2	0	0	.6	3.0
Secondary products		3631-Z89	06/81	107.5	108.2	108.2	0	(³)	.6	3.0
Other secondary products		3631-S	06/81	109.6	110.1	110.1	0	0	0	3.3
		3631-SSS	06/81	106.1	(³)	(³)	(³)	(³)	(³)	(³)
Household refrigerators and freezers										
Primary products	3632	3632-P	12/81	106.1	107.6	108.3	.6	.9	2.7	4.2
Household refrigerators, including combination refrigerator-freezers, complete units		3632-1	12/81	107.4	108.2	108.7	.4	.8	2.0	4.3
14.4 cubic feet and under		3632-102	12/81	107.4	108.4	109.0	.5	1.0	2.1	4.5
19.5 cubic feet and over		3632-148	12/81	108.8	108.8	109.1	.3	.3	.7	(³)
Range-refrigerator and/or sink combinations		3632-148	12/81	105.9	(³)	109.1	(³)	2.0	3.4	4.6
Secondary products		3632-161	12/81	(³)	(³)	(³)	(³)	(³)	(³)	(³)
		3632-S	12/81	102.0	105.5	106.9	1.4	1.4	4.8	(³)
Household laundry equipment										
Primary products	3633	3633-P	12/79	125.2	126.1	126.1	0	0	1.7	2.7
Household mechanical washing machines, dryers, and washer-dryer combinations		3633-1	12/79	125.9	126.7	126.7	0	0	1.6	2.7
Washing machines, mechanical, electric		3633-1A	12/79	123.7	124.7	124.7	0	0	1.7	2.4
Full and semi-automatic		3633-1A	12/79	120.7	122.3	122.1	-2	.1	1.7	2.4
Dryers, mechanical		3633-131	12/79	120.5	122.1	121.9	-2	.1	1.7	2.4
Gas		3633-15	12/79	129.0	129.0	129.4	.3	-1	1.6	2.4
Electric		3633-151	12/79	125.6	126.4	(³)	(³)	(³)	(³)	(³)
Other equipment and parts		3633-155	12/79	130.3	130.0	130.9	.7	-1	2.0	2.1
Parts, attachments, & accessories for household laundry equipment		3633-3								
Secondary products		3633-396	12/79	142.1	142.1	142.1	0	0	1.2	4.3
		3633-S	12/79	121.4	122.5	122.7	.1	.1	2.4	2.7
Electric housewares and fans										
Primary products	3634	3634-P	12/82	100.4	100.7	100.6	0	-2	(³)	(³)
Electric fans, except industrial, excluding parts		3634-1	12/82	100.4	100.3	100.3	0	-3	(³)	(³)
All other household fans, excluding roof ventilators, furnace and air conditioning fans		3634-1	12/82	100.3	101.2	101.3	.1	.3	(³)	(³)
Small household appliances, excluding parts		3634-198	12/82	100.0	100.8	100.9	0	3.7	(³)	(³)
Hotplates and disc stoves (1650 watts and less) excluding built-in units		3634-5	12/82	100.4	100.2	100.2	0	-4	(³)	(³)
Automatic coffeemakers		3634-529	12/82	99.2	99.2	99.2	0	0	(³)	(³)
Air space heaters		3634-53	12/82	100.0	102.2	102.2	0	1.9	(³)	(³)
Portable room heaters		3634-54	12/82	101.8	104.5	104.6	0	3.0	(³)	(³)
Fan-forced type		3634-541	12/82	100.0	104.4	104.4	0	4.4	(³)	(³)
All other portable room heaters		3634-54101	12/82	100.0	104.6	104.6	0	4.6	(³)	(³)
Space heater for fixed installation, all types		3634-54102	12/82	(³)	(³)	(³)	(³)	(³)	(³)	(³)
Baseboard, excluding glass panel type		3634-545	12/82	102.9	104.6	104.7	.1	2.1	(³)	(³)
All others, excluding warm air furnaces		3634-54501	12/82	104.9	105.5	105.6	.1	1.2	(³)	(³)
All other household cooking and heating appliances		3634-54502	12/82	100.4	103.5	103.5	0	3.2	(³)	(³)
All other household cooking and heating appliances		3634-549	12/82	100.0	100.9	100.9	0	-1	(³)	(³)
Household food preparation appliances		3634-54909	12/82	(³)	102.0	(³)	(³)	(³)	(³)	(³)
Blankets and all other electric bed coverings		3634-57	12/82	(³)	101.1	101.1	0	(³)	(³)	(³)
Heating pads, including foot warmers		3634-578	12/82	(³)	98.4	98.4	0	(³)	(³)	(³)
Portable humidifiers		3634-583	12/82	(³)	101.9	101.9	0	(³)	(³)	(³)
All other electric appliances		3634-587	12/82	100.0	104.7	104.7	0	4.7	(³)	(³)
All other electric appliances		3634-596	12/82	100.4	100.4	(³)	(³)	(³)	(³)	(³)
All other electric appliances		3634-598	12/82	100.0	95.2	95.1	-1	-4.9	(³)	(³)
Parts and attachments for small electric appliances		3634-59805	12/82	100.1	101.3	101.1	-3	1.0	(³)	(³)
Electrothermal		3634-9	12/82	100.0	100.0	100.0	0	0	(³)	(³)
Secondary products		3634-912	12/82	100.0	100.0	100.0	0	0	(³)	(³)
Other secondary products		3634-91201	12/82	(³)	100.1	100.1	0	(³)	(³)	(³)
		3634-S	12/82	100.5	102.2	102.0	-2	.2	(³)	(³)
		3634-SSS	12/82	100.5	102.2	102.0	-2	.2	(³)	(³)
Household vacuum cleaners										
Primary products	3635	3635-P	12/82	100.7	102.4	102.4	0	1.8	(³)	(³)
Household vacuum cleaners, including parts and attachments		3635-1	12/82	100.3	102.1	102.1	0	1.8	(³)	(³)
Upright vacuum cleaners		3635-133	12/82	101.4	104.3	104.3	0	3.6	(³)	(³)
Canister, tank, and all other general purpose vacuum cleaners		3635-137	12/82	99.9	102.3	(³)	(³)	(³)	(³)	(³)
Complete power units, central system type		3635-141	12/82	100.0	100.0	100.0	0	0	(³)	(³)
Secondary products		3635-S	12/82	(³)	104.9	104.9	0	(³)	(³)	(³)
Other secondary products		3635-SSS	12/82	(³)	107.4	107.4	0	(³)	(³)	(³)

See footnotes at end of table.

Table 4. Producer price indexes for the net output of selected industries and their products—Continued

Industry and product ¹	Industry code	Product code	Index base	Index			Percent change to May 1983 from —			
				Jan. 1983 ²	Apr. 1983 ²	May 1983 ²	Apr. 1983	Feb. 1983	Nov. 1982	May 1982
Household appliances, not elsewhere classified	3639		12/82	102.7	103.6	103.7	0.1	0.8	(³)	(³)
Primary products		3639-P	12/82	103.0	103.7	103.8	.1	.7	(³)	(³)
Electric water heaters		3639-1	12/82	101.6	102.1	102.2	0	.5	(³)	(³)
Electric water heaters, storage type		3639-101	12/82	101.6	102.2	102.2	0	.5	(³)	(³)
Electric water heaters, storage type, 34 gallons and under		3639-10111	12/82	103.6	103.6	104.5	.8	(³)	(³)	(³)
Electric water heaters, storage type, 35 to 44 gallons		3639-10112	12/82	101.9	102.5	101.9	-.6	-.4	(³)	(³)
Electric water heaters, storage type, 45 to 54 gallons		3639-10114	12/82	100.3	101.6	101.3	-.3	1.0	(³)	(³)
Electric water heaters, storage type, 55 gallons and over		3639-10115	12/82	100.1	100.3	100.6	.4	.4	(³)	(³)
Non-electric water heaters		3639-2	12/82	100.1	102.3	102.4	0	2.2	(³)	(³)
Gas water heaters, direct fired storage type		3639-212	12/82	99.8	102.2	102.2	0	2.4	(³)	(³)
Gas water heaters, direct fired storage type, 34 gallons and under		3639-21202	12/82	99.3	102.7	102.7	0	3.4	(³)	(³)
Gas water heaters, direct fired storage type, 35 to 44 gallons		3639-21204	12/82	100.3	100.7	100.7	.1	.7	(³)	(³)
Gas water heaters, direct fired storage type, 45 to 54 gallons		3639-21206	12/82	99.9	103.7	103.7	0	3.8	(³)	(³)
Oil water heaters, direct fired		3639-224	12/82	106.5	107.0	107.0	0	.5	(³)	(³)
Solar water heater systems		3639-258	12/82	97.7	99.7	99.8	.2	-.9	(³)	(³)
Secondary products		3639-S	12/82	99.8	101.1	101.1	0	.9	(³)	(³)
Service industry machinery, n.e.c.		3589-S	12/82	99.0	104.5	104.5	0	3.9	(³)	(³)
Current-carrying wiring devices	3643		12/81	107.6	108.9	110.0	1.0	1.6	2.8	4.7
Primary products		3643-P	12/81	106.4	107.7	108.9	1.1	1.8	2.5	4.5
Current-carrying wiring devices		3643-1	12/81	106.4	107.7	108.9	1.1	1.8	2.5	4.5
Lampholders		3643-1A	12/81	112.7	113.4	115.6	2.0	2.6	4.5	7.8
Incandescent lampholders		3643-103	12/81	113.2	113.6	116.4	2.5	2.9	4.7	(³)
All other lampholders, including fluorescent		3643-117	12/81	110.9	112.6	112.6	0	1.6	3.7	(³)
General use flush mounted switches for switch or outlet boxes, except dimmers		3643-1C	12/81	104.6	104.5	104.5	0	.3	.9	2.5
AC single pole, excluding mercury switches		3643-168	12/81	111.2	111.1	(³)	(³)	(³)	(³)	(³)
All other general use switches		3643-169	12/81	100.0	(³)	(³)	(³)	(³)	(³)	(³)
Special purpose switches		3643-1D	12/81	104.8	104.8	105.1	.3	.4	.9	2.2
Precision snap-acting switches (1/8" gap or less), excluding limit switches and dimmers		3643-136	12/81	101.1	101.2	101.2	0	.1	.1	.1
Dimmers and all other special purpose switches		3643-177	12/81	111.4	111.4	111.4	0	0	2.4	3.8
Wire connectors		3643-1E	12/81	105.3	106.1	107.9	1.6	2.5	2.5	4.3
Convenience and power outlets, excluding pin and sleeve		3643-1G	12/81	99.7	107.1	102.0	-4.7	-3.3	-2.2	(³)
Convenience and power outlets: 2-pole, 3-wire and up (flush), nonlocking, 15 amps and under		3643-131	12/81	99.7	107.1	102.0	-4.7	-3.3	-2.2	(³)
Convenience and power outlets, attachment plug caps, and connector bodies: pin and sleeve		3643-127	12/81	115.2	116.5	116.5	0	.3	3.0	(³)
Terminal blocks		3643-197	12/81	110.0	114.5	114.5	0	4.1	(³)	4.1
All other current-carrying wiring devices		3643-198	12/81	105.8	108.2	108.2	0	1.5	3.2	4.8
Secondary products		3643-S	12/81	112.5	114.0	114.7	.6	.8	4.1	5.6
All other secondary products		3643-SSS	12/81	113.5	115.1	115.9	.7	.9	4.1	5.8
Noncurrent-carrying wiring devices	3644		12/81	101.0	101.4	101.7	.3	.8	1.6	1.4
Primary products		3644-P	12/81	100.6	100.9	101.3	.4	.8	1.5	1.7
Electrical transmission line and utility pole hardware		3644-1	12/81	95.5	95.5	95.5	0	0	0	.9
Electrical metal conduit and conduit fittings		3644-2	12/81	100.0	100.9	101.4	.4	1.5	2.7	1.6
Electrical metal tubing		3644-227	12/81	94.6	96.6	97.9	1.3	3.5	2.6	.1
EMT fittings (couplings and connectors), all types		3644-261	12/81	109.6	104.3	106.2	1.8	.2	-7.1	(³)
All other noncurrent-carrying wiring devices		3644-3	12/81	105.2	104.8	105.3	.5	.2	.7	2.4
Stamped metal boxes, covers, and accessories, including stamped conduit boxes		3644-3A	12/81	104.2	103.3	103.5	.2	-.4	-1.4	.4
Stamped metal switch and receptacle boxes		3644-331	12/81	102.4	101.6	102.0	.4	-.6	-1.6	-.1
Stamped metal outlet boxes		3644-332	12/81	106.5	106.2	106.1	-.1	.7	-.8	(³)
Cast metal boxes, covers, gaskets, and accessories		3644-3B	12/81	109.9	109.4	111.9	2.4	1.8	5.2	5.0
All other types including outlets, FS and FD switches, and receptacle boxes		3644-344	12/81	116.7	111.9	116.7	4.2	0	(³)	(³)
All other noncurrent-carrying wiring devices, including floor boxes and covers		3644-375	12/81	109.7	111.1	110.9	-.2	1.1	4.8	7.1
Secondary products		3644-S	12/81	102.5	102.9	103.0	.1	.8	2.0	.6
Current-carrying wiring devices		3643-S	12/81	110.1	111.8	(³)	(³)	(³)	(³)	(³)
All other secondary products		3644-SSS	12/81	100.4	100.4	100.5	.1	.5	.1	-3.1
Commercial lighting fixtures	3646		06/81	106.6	107.2	107.2	0	-1.8	-.7	-.2
Primary products		3646-P	06/81	106.4	107.0	106.9	-.1	-2.2	-.9	-.5
Electric lighting fixtures, commercial and institutional types		3646-2	06/81	105.6	106.2	106.1	-.1	-2.8	-1.6	-1.0
Incandescent fixtures, except portable		3646-201	06/81	108.8	110.3	111.0	.7	1.2	4.7	5.3
Utilitarian and ornamental types, surface or pendant		3646-20111	06/81	115.0	115.7	118.3	2.3	2.8	5.7	7.2
Utilitarian and ornamental types, recessed		3646-20115	06/81	105.2	107.8	108.1	.2	1.1	4.4	(³)
Other incandescent fixtures, including portable		3646-20119	06/81	110.3	110.3	110.3	0	0	4.5	4.5
Mercury and other high-intensity discharge fixtures		3646-202	06/81	116.3	(³)	117.3	(³)	-.1	4.0	3.6
Fluorescent fixtures, except portable		3646-203	06/81	103.9	104.1	103.6	-.5	-4.6	-4.2	-3.5
Recessed air handling		3646-20351	06/81	107.9	107.9	107.9	0	0	0	(³)
Recessed non-air handling		3646-20353	06/81	104.0	104.5	103.2	-1.3	(³)	-8.5	-5.4
Striplights		3646-20354	06/81	104.0	102.7	102.1	-.6	(³)	-2.4	-5.5
Ceiling systems		3646-20355	06/81	(³)	(³)	(³)	(³)	(³)	(³)	(³)
Plastic wraparound		3646-20356	06/81	97.6	99.4	99.4	0	(³)	-4.7	-6.4
Wall mounted		3646-20357	06/81	109.6	(³)	112.2	(³)	2.4	2.4	2.5
Surface or pendant		3646-20358	06/81	110.3	110.3	110.3	0	.8	.8	(³)

See footnotes at end of table.

Table 4. Producer price indexes for the net output of selected industries and their products—Continued

Industry and product ¹	Industry code	Product code	Index base	Index			Percent change to May 1983 from —			
				Jan. 1983 ²	Apr. 1983 ²	May 1983 ²	Apr. 1983	Feb. 1983	Nov. 1982	May 1982
Commercial lighting fixtures—Continued										
All other fluorescent fixtures		3646-20363	06/81	106.7	108.1	108.1	0	(^o)	1.3	1.3
Component or renewal parts for commercial or institutional fixtures, sold separately		3646-204	06/81	104.8	(^o)	106.6	(^o)	1.8	1.8	1.8
Electric lighting fixtures, industrial types		3646-3								
General fixtures, except portable		3646-305	06/81	109.2	109.9	109.9	0	.3	1.8	1.2
Incandescent fixtures		3646-30511	06/81	(^o)	(^o)	(^o)	(^o)	(^o)	(^o)	(^o)
Fluorescent fixtures		3646-30513	06/81	112.2	112.7	112.7	0	0	(^o)	.9
Mercury and other high-intensity discharge fixtures		3646-30521	06/81	103.0	103.7	103.7	0	(^o)	(^o)	0
Secondary products		3646-S	06/81	111.2	111.2	111.9	.7	.7	.7	2.7
Lighting equipment, n.e.c.		3648-S	06/81	111.2	(^o)	111.9	(^o)	(^o)	.7	2.7
Radio and t.v.'s, phonographs, and related equipment	3651									
Primary products										
Radios: home, car, and combination models		3651-P	03/80	97.7	97.2	97.0	-2	-6	-5	-1.5
Combination models		3651-1	03/80	98.1	97.4	97.1	-2	-7	-8	-2.1
Table and portable radio combinations, stereo and quadraphonic		3651-1B	03/80	89.9	89.5	89.5	0	-1	.1	-1.2
Automobile radios and tape players		3651-1B	03/80	89.9	88.9	88.9	0	-2	.1	-2.1
Television receivers, including combination models		3651-112	03/80	77.1	(^o)	74.4	(^o)	(^o)	.4	-7.0
Console and console tv receivers		3651-1C	03/80	88.6	88.6	88.6	0	0	.1	.1
Console and console tv receiver, color		3651-2	03/80	96.7	95.9	95.6	-4	-9	-1.1	-2.0
Table and portable		3651-2A								
Color, over 10 inches through 17 inches		3651-204	03/80	99.0	98.1	98.0	-1	-5	-6	-5
Color, over 17 inches		3651-21	03/80	94.4	94.0	93.4	-7	-1.0	-1.3	-3.2
High fidelity components		3651-215	03/80	88.7	(^o)	89.4	(^o)	1.6	-2.1	-6.1
Phonographs, except mechanical		3651-216	03/80	96.1	(^o)	94.5	(^o)	-1.6	-1.3	-2.1
Electric phonograph, not coin operated, monophonic		3651-4	03/80	100.3	99.7	99.5	-2	-9	-2.5	-7.1
Consumer high fidelity components		3651-4A	03/80	111.5	111.9	111.9	0	0	-1	3.2
Phonograph cartridges and pickups		3651-411	03/80	114.9	119.1	119.1	0	(^o)	4.0	5.0
Consumer audio and video recorders		3651-4B	03/80	95.5	94.4	94.1	-3	-1.5	-4.0	-12.4
Audio tape recorders and players, cassette		3651-414	03/80	82.8	82.8	81.9	-1.2	-1.2	-3.7	-28.1
Speakers, including public address systems		3651-4C								
Loudspeaker systems		3651-437	03/80	108.0	108.0	108.0	0	(^o)	0	0
Bookshelf type		3651-5	03/80	109.9	109.1	109.1	0	-7	.5	.5
Floor standing		3651-5A	03/80	106.1	104.2	104.2	0	-1.8	-5	.3
Loudspeakers sold separately		3651-556	03/80	95.2	90.7	(^o)	(^o)	(^o)	(^o)	(^o)
Microphones		3651-557	03/80	117.9	117.9	(^o)	(^o)	(^o)	(^o)	(^o)
Public address systems		3651-554	03/80	111.7	111.7	111.7	0	0	0	.3
Secondary products		3651-555	03/80	117.3	117.3	117.3	0	0	0	2.0
		3651-594	03/80	108.1	108.1	108.1	0	0	(^o)	-1.1
		3651-S	03/80	112.1	112.6	112.7	.1	.2	.7	.6
Semiconductors and related devices	3674									
Primary products										
Integrated circuits		3674-P	06/81	96.9	97.2	97.4	.2	.1	.4	-1.5
Digital monolithic integrated circuits		3674-1	06/81	92.0	92.0	92.1	.1	-5	-8	-4.4
Bipolar		3674-1A	06/81	89.8	89.8	90.2	.4	-3	-1.1	-3.0
Memory		3674-12	06/81	85.4	85.1	85.7	.7	-3	-3.0	-6.4
Other		3674-121	06/81	89.5	91.3	92.2	1.0	1.4	.5	-3.1
Logic		3674-12105	06/81	64.5	64.5	64.5	0	0	-10.9	-22.8
TTL (transistor transistor logic)		3674-12105	06/81	60.1	(^o)	(^o)	(^o)	(^o)	(^o)	(^o)
Other logic types		3674-122	06/81	101.5	104.3	105.6	1.2	1.8	4.4	4.8
MOS (metal oxide on silicon)		3674-12216	06/81	101.3	101.1	103.1	2.0	2.9	1.1	1.8
Microprocessor		3674-12226	06/81	102.0	(^o)	110.1	(^o)	0	10.5	10.3
MOS, except microprocessors		3674-13	06/81	82.6	80.8	81.3	.6	-1.6	-5.5	-8.9
MOS memory		3674-13128	06/81	98.8	(^o)	92.4	(^o)	(^o)	(^o)	-4.4
Other MOS digital devices		3674-132	06/81	79.4	78.0	79.1	1.4	-1.7	-5.3	-9.8
Amplifier		3674-13231	06/81	(^o)	(^o)	67.6	(^o)	(^o)	-6.2	-15.7
Interface		3674-13232	06/81	95.5	(^o)	96.1	(^o)	(^o)	(^o)	-2.8
Voltage regulator or reference		3674-14116	06/81	102.5	104.0	102.5	-1.4	(^o)	-1.4	2.1
Data conversion		3674-14219	06/81	112.2	112.3	108.3	-3.6	(^o)	-8	8.3
Special consumer and other analog integrated circuits		3674-14117	06/81	98.7	(^o)	108.7	(^o)	0	7.5	15.2
Hybrid integrated circuits		3674-14218	06/81	89.7	(^o)	89.7	(^o)	0	0	.5
Film interconnected devices		3674-14321	06/81	102.1	(^o)	102.0	(^o)	.0	8.2	8.1
Thin film		3674-11	06/81	103.1	103.1	103.1	0	0	3.6	5.1
Multi-chip type		3674-111	06/81	104.1	104.1	104.1	0	0	3.9	5.8
Transistors		3674-11111	06/81	106.0	106.0	106.0	0	0	5.7	10.2
Signal		3674-11216	06/81	93.0	(^o)	(^o)	(^o)	(^o)	(^o)	(^o)
Signal		3674-2	06/81	98.7	98.2	97.7	-5	-9	-1.8	-3.3
Power		3674-21	06/81	94.2	93.5	92.4	-1.1	-1.9	-1.9	-5.5
Regular		3674-21163	06/81	(^o)	(^o)	(^o)	(^o)	(^o)	(^o)	(^o)
10 watts and over		3674-22	06/81	102.9	102.8	102.8	0	0	-1.6	-1.4
Diodes and rectifiers		3674-222A	06/81	104.3	104.1	104.1	0	0	-4	-1
Signal diodes and assemblies		3674-22267	06/81	100.8	(^o)	100.4	(^o)	(^o)	(^o)	-3
Zener diodes		3674-3	06/81	98.8	99.2	99.0	-2	.2	.8	-3.1
Semiconductor rectifier/power diodes and assemblies		3674-31122	06/81	76.6	76.9	75.9	-1.3	(^o)	-9	-22.2
Other semiconductor devices and parts		3674-31194	06/81	109.0	(^o)	108.9	(^o)	0	2.5	2.5
Optoelectronic devices		3674-32242	06/81	101.7	102.5	102.3	-1	.7	.7	-4
Light emitting diodes (LED)		3674-9	06/81	90.9	90.9	90.9	0	-1.0	-5	-8.0
Other optoelectronic devices		3674-91	06/81	105.3	105.2	105.2	0	0	0	1.0
Thyristors		3674-91282	06/81	(^o)	(^o)	(^o)	(^o)	(^o)	(^o)	(^o)
Semiconductor parts and semi-finished devices		3674-91193	06/81	93.6	93.5	93.5	0	-1	-1	-6.6
Semi-finished dice and wafers		3674-921	06/81	101.7	101.7	101.7	0	0	0	.3
		3674-925	06/81	86.6	86.6	86.6	0	-1.4	-7	-11.2
		3674-92595	06/81	(^o)	(^o)	(^o)	(^o)	(^o)	(^o)	(^o)

See footnotes at end of table.

Table 4. Producer price indexes for the net output of selected industries and their products—Continued

Industry and product ¹	Industry code	Product code	Index base	Index			Percent change to May 1983 from —			
				Jan. 1983 ²	Apr. 1983 ²	May 1983 ²	Apr. 1983	Feb. 1983	Nov. 1982	May 1982
Semiconductors and related devices—Continued										
Semiconductor parts		3674-92597	06/81	95.5	95.5	95.6	0.1	0.1	(?)	(?)
Secondary products		3674-S	06/81	103.1	101.9	103.5	1.6	.4	0.6	-1.5
Other secondary products		3674-SSS	06/81	100.1	(?)	(?)	(?)	(?)	(?)	(?)
Electronic components, n.e.c.		3679-S	06/81	115.1	116.0	116.0	0	.7	(?)	-6.5
Electronic capacitors										
Primary products	3675		06/81	95.2	94.7	95.1	.5	-.5	-.8	-2.2
Film dielectric capacitors		3675-P	06/81	95.5	95.1	95.6	.5	-.4	-.7	-2.3
Variable dielectric capacitors		3675-123	06/81	87.8	85.8	87.8	2.3	-.9	(?)	-10.9
Tantalum slug and wire solid dry electrolytic-capacitors with metal case		3675-189	06/81	118.1	111.0	110.7	-.3	-.3	-6.3	-1.7
Tantalum slug and wire metal case hermetic		3675-3	06/81	73.2	72.8	70.6	-3.0	-3.7	-6.2	-12.4
Aluminum electrolytic capacitors		3675-162	06/81	73.2	72.8	70.6	-3.0	-3.7	-6.2	(?)
Standard (5/8 inch diameter)		3675-4	06/81	97.7	97.7	98.2	.5	.5	.5	0
All other aluminum electrolytic		3675-173	06/81	97.5	97.5	98.9	1.4	1.4	1.4	0
Ceramic dielectric capacitors		3675-177	06/81	96.9	96.9	(?)	(?)	(?)	(?)	(?)
Ceramic tubular, disc, plate, and all two terminal ceramic devices		3675-5	06/81	92.4	92.7	92.8	.2	-2.5	-1.4	-1.7
Ceramic monolithic chips		3675-181	06/81	106.1	(?)	107.2	(?)	1.1	4.6	4.6
Ceramic monolithic leaded radial		3675-182	06/81	101.7	101.7	101.7	0	-6.4	(?)	(?)
Ceramic monolithic leaded axial		3675-183	06/81	95.1	95.7	95.7	0	(?)	-3.9	(?)
Secondary products		3675-184	06/81	71.8	71.6	71.6	0	.4	.4	-1.5
Electrical industrial apparatus, n.e.c.		3675-S	06/81	93.4	91.9	91.9	0	-1.6	-1.6	-1.6
		3629-S	06/81	93.4	91.9	91.9	0	-1.6	-1.6	-1.6
Resistors for electronic applications										
Primary products	3676		12/80	107.0	107.2	107.4	.2	.1	.5	1.9
Fixed, nonwirewound, discrete resistors		3676-P	12/80	108.5	108.8	109.0	.2	.2	.6	2.2
Metal film		3676-1	12/80	104.6	103.1	103.2	.1	-1.5	-1.5	-1.5
Metal film, standard		3676-1A	12/80	104.3	98.9	99.2	.4	-4.9	-5.0	-4.8
Other nonwirewound resistors (except carbon film and carbon composition)		3676-115	12/80	108.5	100.2	100.6	.3	-6.8	-7.7	-5.9
Other, standard		3676-1B	12/80	99.9	99.9	99.9	0	-.3	-.3	-.3
Fixed, wirewound, discrete resistors		3676-121	12/80	99.9	99.9	99.9	0	-.3	-.3	-.3
Precision, high temperature		3676-2	12/80	106.7	107.5	107.8	.3	1.0	1.0	1.4
Standard type		3676-2B	12/80	(?)	(?)	(?)	(?)	(?)	(?)	(?)
Ultra-precision		3676-2C	12/80	(?)	(?)	(?)	(?)	(?)	(?)	(?)
Standard type		3676-251	12/80	103.7	104.4	104.7	.3	.3	2.2	2.5
Nonprecision, without taps		3676-231	12/80	110.8	113.3	113.3	0	2.3	2.3	1.1
Variable, nonwirewound resistors		3676-3	12/80	113.2	114.6	115.2	.5	.9	2.0	4.9
Nonwirewound trimmers		3676-3A	12/80	103.7	104.1	106.7	2.5	3.2	3.7	.5
Trimmer, single turn		3676-311	12/80	(?)	(?)	(?)	(?)	(?)	(?)	(?)
Nonprecision potentiometer, carbon or other noncermet, single turn		3676-305	12/80	116.0	118.0	(?)	(?)	(?)	(?)	(?)
Variable wirewound resistors		3676-4	12/80	109.3	113.1	113.4	.3	3.6	5.4	5.4
Potentiometers and other variable resistors, except trimmers, single turn		3676-4A	12/80	110.6	113.4	113.4	0	2.3	7.4	7.4
Wirewound trimmers		3676-4B	12/80	107.5	112.6	113.4	.7	5.6	(?)	(?)
Trimmer, multiturn		3676-433	12/80	107.5	112.6	113.4	.7	5.6	(?)	(?)
Miscellaneous special type discrete resistors		3676-5	12/80	115.5	116.2	116.2	0	.6	.6	6.9
Multiturn potentiometers		3676-5A	12/80	135.2	136.9	136.9	0	1.3	1.3	14.3
Multiturn potentiometers, wirewound		3676-512	12/80	101.7	104.2	104.2	0	2.5	(?)	(?)
Fixed resistor networks		3676-6	12/80	97.5	97.5	96.3	-1.2	-1.4	-2.2	-.6
Thick film		3676-602	12/80	105.1	105.1	105.1	0	0	0	1.7
Secondary products		3678-S	12/80	101.0	101.0	101.0	0	0	0	.5
Electronic coils, transformers, and other inductors										
Primary products	3677		06/82	102.6	103.0	103.0	0	.3	1.4	(?)
Audio transformers		3677-P	06/82	102.7	103.1	103.1	0	.3	1.6	(?)
Plate and filament (power) transformers		3677-132	06/82	106.1	106.1	106.1	0	-.2	1.2	(?)
Television transformers and reactors		3677-141	06/82	101.3	101.5	101.4	-.1	.1	1.4	(?)
Toroidal windings, except complete magnetic amplifiers		3677-171	06/82	102.5	102.5	102.5	0	0	2.3	(?)
Other inductors for electronic applications		3677-191	06/82	106.1	106.4	107.6	1.1	1.4	2.4	(?)
Secondary products		3677-192	06/82	103.8	105.2	104.9	-.4	.4	2.4	(?)
Other secondary products		3677-S	06/82	101.9	101.9	101.9	0	0	0	(?)
		3677-SSS	06/82	104.6	104.6	104.6	0	0	0	(?)
Connectors for electronic applications										
Primary products	3678		12/80	108.4	107.8	108.2	.4	-.3	.2	2.3
Coaxial connector (radio frequency)		3678-P	12/80	105.1	104.2	104.2	0	-.6	-.7	.3
Cylindrical connectors		3678-1	12/80	109.5	109.5	109.5	0	0	0	4.1
Heavy duty and standard (complete, assembled)		3678-12101	12/80	108.7	103.7	103.7	0	-4.5	-4.2	-2.0
Miniature		3678-225	12/80	114.3	105.8	105.8	0	-7.4	-7.5	-3.6
Miniature (complete, assembled)		3678-22501	12/80	114.4	102.9	102.9	0	-10.0	-10.0	-7.2
Miniature (partially assembled or unassembled)		3678-229	12/80	105.6	100.3	100.3	0	-5.0	-4.3	-3.6
Subminiature		3678-22901	12/80	119.3	119.3	119.3	0	(?)	2.3	2.3
Subminiature (partially assembled or unassembled)		3678-22902	12/80	99.7	92.1	92.1	0	-7.6	-7.6	-6.6
Rack and panel connector (rectangular)		3678-231	12/80	108.2	108.4	108.4	0	.2	.2	3.4
Integral shell and similar types (partially assembled or unassembled)		3678-23102	12/80	105.8	105.8	(?)	(?)	(?)	(?)	(?)
Integral shell and similar types (partially assembled or unassembled)		3678-3	12/80	108.6	110.5	110.5	0	3.2	1.9	3.0
Integral shell and similar types (partially assembled or unassembled)		3678-335	12/80	110.2	113.9	113.8	-.1	2.4	3.4	8.8
Integral shell and similar types (partially assembled or unassembled)		3678-33502	12/80	122.8	122.8	122.8	0	0	0	(?)

See footnotes at end of table.

Table 4. Producer price indexes for the net output of selected industries and their products—Continued

Industry and product ¹	Industry code	Product code	Index base	Index			Percent change to May 1983 from —			
				Jan. 1983 ²	Apr. 1983 ²	May 1983 ²	Apr. 1983	Feb. 1983	Nov. 1982	May 1982
Connectors for electronic applications—Continued										
Subminiature and other		3678-338	12/80	107.6	108.4	108.5	0.1	3.7	0.9	-0.3
Subminiature and other (complete, assembled)		3678-33801	12/80	106.6	(³)	109.4	(³)	9.6	2.8	5.4
Subminiature and other (partially assembled or unassembled)		3678-33802	12/80	108.3	107.9	107.9	0	0	-4	-3.8
Printed circuit connector		3678-4	12/80	98.1	98.2	98.3	.1	.1	.3	-1.0
Card insertion type		3678-444								
Card insertion type (complete, assembled)		3678-44401	12/80	98.7	98.9	98.7	-2	0	0	0
Other special types		3678-5	12/80	102.9	102.6	102.6	0	-4	-1	-3
Miscellaneous special purpose types		3678-554	12/80	101.3	101.3	101.2	-1	0	.3	.9
Other special purpose types		3678-556								
Other special types (complete, assembled)		3678-55601	12/80	100.0	100.0	99.9	-1	0	0	.2
Secondary products		3678-S	12/80	118.9	119.1	120.7	1.4	.7	2.6	8.3
Other secondary products		3678-SSS	12/80	116.0	116.4	116.4	0	.3	.3	2.1
Electronic components, n.e.c.		3679-S	12/80	92.5	91.8	92.4	.7	-5.6	0	1.6
Electronic components, n.e.c. 3679										
Primary products		3679-P	06/82	100.4	101.3	101.3	0	.1	.6	(³)
Switches, mechanical (for electronic applications)		3679-B	06/82	101.3	102.4	102.5	0	.1	1.4	(³)
Rotary switches (excluding thumbwheel type)		3679-B07	06/82	100.2	100.5	101.0	.5	-5	.7	(³)
Pushbutton switches		3679-B09	06/82	93.7	95.1	96.2	1.1	(³)	(³)	(³)
Filters, crystals, power converters and related components		3679-C	06/82	104.2	104.2	107.7	3.3	3.3	6.1	(³)
Filters and crystals		3679-C01	06/82	102.0	102.3	102.4	.1	.2	.4	(³)
Quartz and other crystals for frequency control		3679-C0199	06/82	99.9	100.3	100.5	.2	.6	.6	(³)
Static power converters and other pulse and frequency regulators or generators		3679-C02	06/82	101.2	(³)	102.3	(³)	1.1	1.1	(³)
Static power supply converters, regulated		3679-C0243	06/82	103.7	103.9	103.9	0	0	.3	(³)
Printed circuits and cable assemblies		3679-H	06/82	106.1	106.2	(³)	(³)	(³)	(³)	(³)
Cable harness assemblies for electronic applications		3679-H01	06/82	99.6	99.9	100.0	.1	.4	.5	(³)
Printed circuit boards and related circuitry on passive substrates		3679-H02	06/82	100.0	103.3	103.3	0	0	(³)	(³)
Single sided PC board		3679-H0201	06/82	99.6	99.4	99.6	.2	.4	.1	(³)
Double sided PC board		3679-H0202	06/82	99.4	99.4	99.4	0	0	(³)	(³)
Multilayer PC board		3679-H0203	06/82	99.2	98.9	99.3	.3	.3	-3	(³)
Parts and hardware for electronic components		3679-Q	06/82	(³)	100.2	100.2	0	1.1	1.1	(³)
Other n.e.c.		3679-Q04	06/82	(³)	107.6	107.6	0	(³)	(³)	(³)
Contract work and other miscellaneous receipts		3679-XY9	06/82	(³)	107.9	107.9	0	(³)	(³)	(³)
Secondary products		3679-S	06/82	101.3	101.3	101.3	0	1.3	(³)	(³)
Other secondary products		3679-SSS	06/82	96.9	97.2	97.2	0	0	-2.6	(³)
			06/82	96.4	96.9	96.9	0	0	-3.4	(³)
Primary batteries, dry and wet 3692										
Primary products		3692-P	12/80	112.0	113.8	113.8	0	1.5	1.6	2.8
Le Clanche type civilian batteries		3692-1	12/80	113.7	115.5	115.5	0	1.6	1.7	3.5
General purpose (flashlight) cell		3692-121	12/80	117.6	119.5	119.5	0	1.6	1.6	2.1
General purpose D size		3692-12112	12/80	109.2	112.8	112.8	0	3.3	3.3	3.4
Multiple cell batteries		3692-131	12/80	121.8	121.8	121.8	0	0	0	.9
Lantern battery		3692-13111	12/80	122.9	122.9	122.9	0	0	0	1.1
Dry cells, except Le Clanche and military		3692-2	12/80	107.1	109.4	109.4	0	2.2	2.4	3.0
Alkaline cells		3692-212	12/80	114.8	117.7	117.7	0	2.5	3.8	3.8
AA size		3692-21213	12/80	113.7	116.1	116.1	0	2.1	3.4	3.4
Other dry cell batteries, except Le Clanche and military		3692-213	12/80	73.4	73.4	73.4	0	0	-6.3	-2.5
Secondary products		3692-S	12/80	124.4	125.0	125.0	0	0	.4	1.1
Electrical equipment for internal combustion engines 3694										
Primary products		3694-P	12/82	100.7	100.8	100.9	.1	.3	(³)	(³)
Ignition harness and cable sets		3694-1	12/82	100.2	100.4	100.5	.1	.4	(³)	(³)
Ignition harness sets		3694-1A	12/82	101.4	101.5	101.5	0	.1	(³)	(³)
All other ignition harness sets		3694-119	12/82	102.1	102.1	102.1	0	0	(³)	(³)
Cable sets		3694-1B	12/82	(³)	(³)	100.0	(³)	0	(³)	(³)
Cable sets, automotive type		3694-131	12/82	(³)	100.4	100.4	0	.4	(³)	(³)
Cable sets, automotive type-replacement		3694-13102	12/82	(³)	100.4	100.4	0	.4	(³)	(³)
Battery charging alternators, generators, and regulators		3694-2	12/82	100.0	100.2	100.2	0	.2	(³)	(³)
Battery charging alternators and generators		3694-2A								
Alternators and generators, factory rebuilt automotive type		3694-237	12/82	100.0	100.0	100.0	.0	0	(³)	(³)
Regulators for battery charging generators		3694-2B	12/82	100.0	101.3	101.3	0	1.3	(³)	(³)
Regulators, passenger car & light truck type, new		3694-241	12/82	100.0	101.3	101.3	0	1.3	(³)	(³)
Regulators, passenger car & light truck type-replacement		3694-24102	12/82	100.0	101.3	101.3	0	1.3	(³)	(³)
Starting motors		3694-3								
Rebuilt automotive starting motors		3694-381	12/82	100.0	100.0	100.0	0	0	(³)	(³)
Other complete electric equipment for internal combustion engines		3694-5	12/82	100.1	100.4	100.5	0	.3	(³)	(³)
Switches for use in vehicles and aircraft		3694-5C	12/82	(³)	100.0	100.0	0	(³)	(³)	(³)
Switches, motor vehicle type		3694-581	12/82	(³)	100.0	100.0	0	(³)	(³)	(³)
Ignition magnetos, all types		3694-553	12/82	(³)	(³)	103.4	(³)	(³)	(³)	(³)
Other ignition equipment		3694-561	12/82	(³)	100.0	100.0	0	(³)	(³)	(³)
Other complete electrical equipment		3694-598	12/82	100.0	100.0	100.0	0	0	(³)	(³)
Components and parts for engine electrical equipment		3694-6	12/82	100.2	101.3	102.8	1.5	2.6	(³)	(³)
Parts for distributors		3694-6A	12/82	100.0	100.5	104.3	3.8	4.3	(³)	(³)
Breaker point sets		3694-652								
Breaker point sets, motor vehicle type		3694-65201	12/82	100.0	100.7	105.5	4.8	5.5	(³)	(³)
Armatures, field coils and drive-end housings for cranking motors		3694-611	12/82	(³)	102.9	102.9	0	(³)	(³)	(³)

See footnotes at end of table.

Table 4. Producer price indexes for the net output of selected industries and their products—Continued

Industry and product ¹	Industry code	Product code	Index base	Index			Percent change to May 1983 from —			
				Jan. 1983 ²	Apr. 1983 ²	May 1983 ²	Apr. 1983	Feb. 1983	Nov. 1982	May 1982
Electrical equipment for internal combustion engines—Continued										
Other component parts for engine electrical equipment		3694-698	12/82	100.0	101.5	101.5	0	1.5	(?)	(?)
Secondary products		3694-S	12/82	(?)	102.0	102.0	0	0	(?)	(?)
Other secondary products		3694-SSS	12/82	(?)	100.0	100.0	0	0	(?)	(?)
Motor vehicle parts and accessories		3714-S	12/82	(?)	102.6	102.6	0	(?)	(?)	(?)
Motor vehicles and passenger car bodies	3711		06/82	102.2	101.6	101.8	.1	-1.0	-0.7	(?)
Primary products		3711-P	06/82	102.2	101.6	101.7	.1	-1.0	-0.8	(?)
Passenger cars		3711-111	06/82	101.9	101.5	101.8	.3	-0.8	-0.7	(?)
Trucks, truck tractors and truck chassis		3711-2	06/82	102.7	102.0	101.6	-.4	-1.5	-1.1	(?)
Trucks		3711-2A	06/82	102.6	101.7	101.3	-.4	-1.7	-1.4	(?)
Light trucks, under 10,000 lbs. GVW		3711-211	06/82	101.7	100.4	100.5	0	-2.0	-1.4	(?)
Pickup		3711-21131	06/82	102.3	100.6	100.3	-.3	-2.3	-1.7	(?)
Heavy trucks, 19,501 lbs. GVW and over		3711-213	06/82	104.5	104.5	103.0	-1.5	-1.5	-1.4	(?)
Light-heavy trucks, 19,501 to 26,000 lbs. GVW		3711-21301	06/82	104.2	104.2	102.0	-2.1	-2.1	(?)	(?)
Buses and fire department vehicles		3711-3	06/82	100.5	101.0	100.8	-.2	-.1	.3	(?)
Buses		3711-3A	06/82	(?)	(?)	101.3	(?)	(?)	(?)	(?)
Common carriers		3711-312	06/82	(?)	(?)	101.3	(?)	(?)	(?)	(?)
Fire department vehicles		3711-3B	06/82	99.6	99.8	100.1	.3	.5	.7	(?)
Secondary products		3711-S	06/82	102.1	102.1	102.4	.3	.3	(?)	(?)
All other secondary products		3711-SSS	06/82	102.1	102.1	102.4	.3	.3	(?)	(?)
Truck and bus bodies	3713		12/82	100.4	101.0	101.0	0	0	(?)	(?)
Primary products		3713-P	12/82	100.5	101.1	101.1	0	-.1	(?)	(?)
Truck, bus and other vehicle bodies (sold separately)		3713-1	12/82	100.6	101.3	101.3	0	-.1	(?)	(?)
Truck bodies		3713-1A	12/82	100.8	101.9	101.8	0	-.1	(?)	(?)
Stake/platform/grain		3713-134	12/82	(?)	(?)	105.7	(?)	(?)	(?)	(?)
Bus bodies		3713-1B								
School buses		3713-161	12/82	100.0	100.0	100.0	0	0	(?)	(?)
Complete vehicles produced on purchased chassis		3713-2	12/82	100.0	100.0	100.0	0	0	(?)	(?)
Emergency vehicles and hearses		3713-2A	12/82	100.0	100.1	100.1	0	.1	(?)	(?)
Fire department vehicles		3713-223	12/82	100.0	100.2	100.2	0	.2	(?)	(?)
Other highway vehicles		3713-2C								
Trucks		3713-241	12/82	100.0	100.0	(?)	(?)	(?)	(?)	(?)
Miscellaneous receipts		3713-M	12/82	100.0	100.0	100.0	0	0	(?)	(?)
Resales		3713-Z89	12/82	100.0	(?)	(?)	(?)	(?)	(?)	(?)
Secondary products		3713-S	12/82	100.5	100.8	100.8	0	.2	(?)	(?)
Other secondary products		3713-SSS	12/82	(?)	101.7	101.7	0	(?)	(?)	(?)
Motor vehicle parts and accessories		3714-S	12/82	100.0	100.0	100.0	0	0	(?)	(?)
Truck trailers		3715-S	12/82	100.0	101.0	101.0	0	0	(?)	(?)
Motor vehicle parts and accessories	3714		12/82	100.0	99.7	99.7	.1	-.3	(?)	(?)
Primary products		3714-P	12/82	100.0	99.6	99.7	.1	-.3	(?)	(?)
Motor vehicle parts and accessories, new		3714-1	12/82	99.9	99.6	99.6	.1	-.3	(?)	(?)
Filters		3714-1A	12/82	98.9	99.9	99.9	0	-.2	(?)	(?)
Fuel filters		3714-124	12/82	(?)	97.3	97.3	0	(?)	(?)	(?)
Fuel filters-replacement		3714-12401	12/82	(?)	97.3	97.3	0	(?)	(?)	(?)
Oil filters		3714-125								
Oil filters-replacement		3714-12501	12/82	100.0	101.8	101.8	0	(?)	(?)	(?)
Air filters		3714-126								
Air filters-replacement		3714-12601	12/82	97.0	96.3	96.3	0	-.7	(?)	(?)
Exhaust system components		3714-1B	12/82	(?)	101.4	101.4	0	(?)	(?)	(?)
Mufflers		3714-127	12/82	(?)	102.5	102.5	0	(?)	(?)	(?)
Mufflers-replacement		3714-12701	12/82	(?)	102.5	102.5	0	(?)	(?)	(?)
Brake parts and assemblies		3714-1C	12/82	100.0	101.8	101.8	0	1.8	(?)	(?)
Brake shoe assemblies		3714-136	12/82	(?)	(?)	100.4	(?)	(?)	(?)	(?)
Brake shoe assemblies-OEM		3714-13602	12/82	(?)	(?)	(?)	(?)	(?)	(?)	(?)
Brake cylinders		3714-139	12/82	(?)	(?)	105.4	(?)	(?)	(?)	(?)
Brake cylinders, wheel		3714-132	12/82	(?)	(?)	104.5	(?)	(?)	(?)	(?)
Brake cylinders, wheel-OEM		3714-13202	12/82	(?)	(?)	103.5	(?)	(?)	(?)	(?)
Wheels		3714-1D	12/82	(?)	(?)	100.2	(?)	(?)	(?)	(?)
Wheels, passenger car type		3714-135	12/82	(?)	(?)	100.2	(?)	(?)	(?)	(?)
Wheels, passenger car type-replacement		3714-13501	12/82	(?)	(?)	(?)	(?)	(?)	(?)	(?)
Transmissions and transmission parts, except auxiliary		3714-1E	12/82	100.0	100.4	100.4	0	0	(?)	(?)
Manual transmissions and parts		3714-142	12/82	(?)	(?)	102.1	(?)	(?)	(?)	(?)
Manual transmissions, truck and bus		3714-145	12/82	(?)	(?)	102.7	(?)	(?)	(?)	(?)
Manual transmissions, truck and bus-OEM		3714-14502	12/82	(?)	(?)	102.7	(?)	(?)	(?)	(?)
Automatic transmissions and parts		3714-144	12/82	(?)	(?)	100.0	(?)	(?)	(?)	(?)
Parts for automatic transmissions		3714-149	12/82	(?)	(?)	100.0	(?)	(?)	(?)	(?)
Parts for automatic transmissions-OEM		3714-14902	12/82	(?)	(?)	100.0	(?)	(?)	(?)	(?)
Radiators, complete		3714-131	12/82	102.2	103.0	103.0	.0	1.3	(?)	(?)
Radiators, complete-replacement		3714-13101	12/82	100.0	101.1	(?)	(?)	(?)	(?)	(?)
Radiators, complete-OEM		3714-13102	12/82	102.3	103.1	103.1	0	1.3	(?)	(?)
Universal joints		3714-151	12/82	(?)	(?)	98.9	(?)	(?)	(?)	(?)
Universal joints-replacement		3714-15101	12/82	(?)	(?)	98.6	(?)	(?)	(?)	(?)
Ball joints		3714-155								
Ball joints-replacement		3714-15501	12/82	100.0	101.3	101.3	0	(?)	(?)	(?)
Shock absorbers		3714-161	12/82	(?)	(?)	91.2	(?)	(?)	(?)	(?)
Shock absorbers-replacement		3714-16101	12/82	(?)	(?)	91.2	(?)	(?)	(?)	(?)
Steering idler arms, drag links & control arms		3714-168	12/82	100.0	100.0	100.0	0	0	(?)	(?)
Valve guides, seats and tappets		3714-178	12/82	100.0	102.8	102.8	0	.1	(?)	(?)
Valve guides, seats and tappets-replacement		3714-17801	12/82	100.0	108.9	108.9	0	.2	(?)	(?)

See footnotes at end of table.

Table 4. Producer price indexes for the net output of selected industries and their products—Continued

Industry and product ¹	Industry code	Product code	Index base	Index			Percent change to May 1983 from —			
				Jan. 1983 ²	Apr. 1983 ²	May 1983 ²	Apr. 1983	Feb. 1983	Nov. 1982	May 1982
Motor vehicle parts and accessories—Continued										
Clutch disc and facing assemblies		3714-181	12/82	100.0	100.0	100.0	0	0	(?)	(?)
Clutch disc and facing assemblies-replacement		3714-18101	12/82	100.0	100.0	100.0	0	0	(?)	(?)
All other parts and accessories		3714-198	12/82	99.8	99.2	99.3	.1	-.4	(?)	(?)
Rebuilt automotive components		3714-3	12/82	101.7	102.7	103.1	.4	.7	(?)	(?)
Water pumps		3714-323	12/82	98.2	101.8	101.8	0	3.0	(?)	(?)
Clutch discs and pressure plates		3714-326	12/82	100.6	100.8	100.8	0	0	(?)	(?)
Gasoline engines		3714-331	12/82	102.0	102.4	104.2	1.7	1.7	(?)	(?)
Brake shoe assemblies		3714-346	12/82	101.4	101.4	101.4	0	0	(?)	(?)
All other rebuilt parts		3714-398	12/82	101.9	102.9	102.9	0	0	(?)	(?)
Miscellaneous receipts		3714-M								
Resales		3714-Z89	12/82	(?)	99.6	100.0	.4	.4	(?)	(?)
Secondary products		3714-S	12/82	100.3	100.4	100.4	0	.1	(?)	(?)
Automotive stampings		3465-S	12/82	100.0	(?)	(?)	(?)	(?)	(?)	(?)
Engine electrical equipment		3694-S	12/82	102.4	103.0	103.1	.1	.5	(?)	(?)
Other secondary products		3714-SSS	12/82	99.9	100.0	100.0	0	.1	(?)	(?)
Truck trailers	3715		12/79	113.9	114.0	113.9	-1	.1	0	0.5
Primary products		3715-P	12/79	112.7	112.9	112.8	-1	.1	0	.6
Truck trailers and chassis (10000 lbs. per axle and over)		3715-1	12/79	112.2	112.4	112.3	-1	.1	0	.6
Vans		3715-1A	12/79	111.3	111.5	111.4	-1	.2	.2	.6
Closed top vans		3715-11	12/80	107.3	107.6	107.4	-1	.2	.2	.6
Closed top vans, insulated, semi-insulated and refrigerated		3715-101	12/80	108.2	108.2	(?)	(?)	(?)	(?)	(?)
Drop-frame vans, except livestock vans		3715-106	12/80	(?)	(?)	(?)	(?)	(?)	(?)	(?)
Closed top, dry freight vans, except insulated, drop-frame and livestock vans		3715-109	12/79	110.8	110.9	110.7	-2	.1	0	-.3
Aluminum closed top, dry freight vans, except insulated, drop-frame, and livestock vans		3715-119	12/80	107.4	106.3	106.1	-2	-1.0	-1.1	-1.3
Open top vans		3715-12	12/80	108.3	107.5	107.3	-2	-.8	-.3	.6
Tank trailers		3715-1B	12/79	108.8	108.5	108.8	.3	.4	-.3	1.2
Tanks for flammable liquids, except casing head transport		3715-118	12/80	106.1	105.5	106.3	.8	1.0	-1	-1.6
Detachable trailers, dollies and converter gear		3715-1C	12/80	103.8	103.8	103.8	0	0	0	-.7
Complete trailer units (10000 lbs. per axle and over), except vans and tanks		3715-1D	12/80	113.7	113.9	113.7	-1	.1	-1	.7
Bulk commodity trailers, except vans		3715-133	12/79	110.2	110.6	108.8	-1.7	-1.3	-1.4	-1.2
Platform trailers		3715-137	12/79	115.8	116.5	116.5	0	.6	.3	.5
Low-bed heavy haulers		3715-141	12/79	120.3	119.8	119.8	0	-.4	-.9	-.3
Low-bed heavy haulers 40 ton and over capacity		3715-139	12/80	114.5	114.5	(?)	(?)	(?)	(?)	(?)
Dump trailers and chassis, highway type		3715-143	12/79	110.9	110.9	110.9	0	0	0	1.2
Other trailer units, except detachable		3715-149	12/79	(?)	(?)	122.4	(?)	(?)	(?)	(?)
Secondary products		3715-S	12/79	124.9	124.9	124.9	0	0	0	.4
Motor vehicle parts and accessories		3714-S	12/79	120.7	120.7	120.7	0	(?)	0	1.1
Boat building and repairing	3732		12/81	103.5	104.7	104.7	0	.6	1.4	2.5
Primary products		3732-P	12/81	103.7	104.9	104.8	-1	.6	1.4	2.6
Outboard motorboats		3732-2	12/81	104.2	104.9	104.6	-.3	.7	.8	1.3
Runabouts		3732-21	12/81	103.6	104.5	104.1	-.4	.4	.7	.9
13 ft. 6 in. to 15 ft. 5 in. LOA, plastic		3732-214	12/81	105.9	106.1	106.8	.7	.9	1.7	(?)
15 ft. 6 in. to 17 ft. 5 in. LOA, plastic		3732-216	12/81	104.8	(?)	(?)	(?)	(?)	(?)	(?)
17 ft. 6 in. and over LOA, plastic		3732-219	12/81	101.8	(?)	(?)	(?)	(?)	(?)	(?)
Utility		3732-22	12/81	106.2	106.2	106.2	0	0	.4	2.2
Inboard motorboats, including inboard-outdrive houseboats		3732-5	12/81	103.9	104.8	104.7	-2	-.1	1.8	3.7
Runabouts, all materials, non-military		3732-531	12/81	106.5	106.5	105.2	-1.3	-1.3	6.2	6.5
Cabin cruisers, non-military		3732-54	12/81	103.7	104.9	104.9	0	.1	1.2	3.4
Plastic, under 26 ft. LOA		3732-546	12/81	(?)	(?)	(?)	(?)	(?)	(?)	(?)
Plastic, 26 to 40 ft. LOA		3732-547	12/81	(?)	(?)	(?)	(?)	(?)	(?)	(?)
Plastic, 40 ft. and over LOA		3732-548	12/81	(?)	(?)	(?)	(?)	(?)	(?)	(?)
Inboard-outdrive boats, except houseboats		3732-6	12/81	103.3	105.3	105.4	.1	1.7	2.6	3.4
Under 20 ft. LOA		3732-673	12/81	101.2	102.0	102.3	.2	.5	1.5	1.8
20 ft. and over LOA		3732-675	12/81	105.4	108.7	108.7	0	3.0	3.7	5.1
All other boats		3732-7	12/81	104.8	105.5	105.5	.1	.3	0	1.8
Sailboats		3732-71	12/81	105.0	105.8	105.9	.1	.3	(?)	(?)
With auxiliary power		3732-714	12/81	103.0	(?)	(?)	(?)	(?)	(?)	(?)
Without auxiliary power		3732-715	12/81	107.0	(?)	(?)	(?)	(?)	(?)	(?)
Other boats, such as rowboats, canoes, skiffs, lifeboats, etc.		3732-72	12/81	103.8	103.9	103.9	0	0	0	.1
Aluminum		3732-725	12/81	(?)	(?)	(?)	(?)	(?)	(?)	(?)
Secondary products		3732-S	12/81	100.1	102.2	103.6	1.4	3.5	4.0	1.0
Ship building and repairing		3731-S	12/81	(?)	(?)	(?)	(?)	(?)	(?)	(?)
All other secondary products		3732-SSS	12/81	(?)	(?)	(?)	(?)	(?)	(?)	(?)
Environmental controls	3822		12/79	133.3	134.8	133.9	-.7	-.8	2.5	5.8
Primary products		3822-P	12/79	134.5	135.6	134.4	-.9	-1.7	2.3	6.7
Building environment comfort controls		3822-1	12/79	140.8	142.9	141.1	-1.2	-1.9	3.2	9.0
Temperature responsive building controls		3822-121	12/79	138.3	141.6	138.8	-2.0	-3.0	4.5	12.2
Temperature responsive, non-pneumatic		3822-12102	12/79	138.4	(?)	139.2	(?)	-.4	4.3	15.2
Appliance temperature and related controls, automatic		3822-2	12/79	115.4	113.9	114.2	-.3	-.9	-.9	-.6
Temperature responsive appliance controls		3822-211	12/79	119.7	(?)	118.0	(?)	(?)	-1.4	-1.4
Other appliance regulating controls		3822-215	12/79	(?)	(?)	(?)	(?)	(?)	(?)	(?)
Secondary products		3822-S	12/79	129.6	132.8	(?)	(?)	(?)	(?)	(?)
Surgical and medical instruments and apparatus	3841		06/82	103.5	103.9	102.8	-1.0	-.4	.3	(?)

See footnotes at end of table.

Table 4. Producer price indexes for the net output of selected industries and their products—Continued

Industry and product ¹	Industry code	Product code	Index base	Index			Percent change to May 1983 from —			
				Jan. 1983 ²	Apr. 1983 ²	May 1983 ²	Apr. 1983	Feb. 1983	Nov. 1982	May 1982
Surgical and medical instruments and apparatus—Continued										
Primary products		3841-P	06/82	103.7	103.4	103.5	0.2	0	1.0	(³)
Surgical and medical instruments and apparatus, except furniture		3841-1	06/82	103.3	102.9	103.1	.2	0	1.2	(³)
Surgical instr., incl. suture needle excl. eye, ear, nose & throat inst. & surg. cutlery		3841-112	06/82	96.7	96.8	96.9	.1	(³)	-3.9	(³)
Blood transfusion and I.V. equipment		3841-182	06/82	(³)	99.8	99.4	-.5	(³)	(³)	(³)
Other surgical and medical instruments		3841-189	06/82	101.2	100.6	100.9	.3	.2	.7	(³)
Catheters		3841-18901	06/82	100.5	105.9	106.9	1.0	6.5	(³)	(³)
All other surgical and medical instruments		3841-18908	06/82	101.4	101.4	101.4	0	(³)	1.4	(³)
Secondary products		3841-S	10/82	(³)	105.6	95.7	-9.4	(³)	(³)	(³)
All other secondary products		3841-SSS	10/82	(³)	102.4	102.4	0	(³)	(³)	(³)

¹ Industry and product class indexes may include products not shown separately.
² Data for January 1983 have been revised to reflect the availability of late reports and corrections by respondents. All data are subject to revision 4 months after original publication. Data are not seasonally adjusted.
³ Not available.

⁴ Seasonal product—no price available this month.
n.e.c. = Not elsewhere classified.
NOTE: Indexes in this table are calculated by a revised methodology. See "Technical Note on Data from the Producer Price Index Revision" at the back of this publication.

Table 5. Producer price indexes by durability of product

(1967 = 100)

Grouping	1982		1983		
	Annual average	May	January ¹	April ¹	May ¹
All commodities	299.3	298.6	299.9	300.8	301.7
Total durable goods	279.0	278.5	282.6	285.1	285.9
Total nondurable goods	315.3	314.5	313.3	312.8	313.9
Total manufactures	292.7	291.3	293.5	292.9	293.9
Durable	279.8	279.2	283.7	285.8	286.6
Nondurable	306.4	304.0	303.8	300.2	301.4
Total raw or slightly processed goods	331.2	335.1	330.4	340.7	341.2
Durable	233.8	239.7	224.2	244.9	246.9
Nondurable	337.3	341.1	337.2	346.7	347.0

¹ Data for January 1983 have been revised to reflect the availability of late reports and corrections by respondents. All data are subject to revision 4 months after original publication. Data are not seasonally adjusted.

Table 6. Producer prices and price indexes for commodity groupings and individual items

(1967 = 100 unless otherwise indicated)

Commodity	Unit	Commodity code ¹	Other index base	Index			Price
				Jan. 1983 ²	Apr. 1983 ²	May 1983 ²	May 1983
All commodities				299.9	300.8	301.7	
Industrial commodities				313.9	312.6	313.8	
Farm products, processed foods and feeds				245.8	254.7	254.7	
Farm products		01		233.2	250.5	250.3	
Fresh and dried fruits and vegetables		011		227.6	266.0	259.5	
Fresh fruits		0111		223.2	249.7	231.9	
Citrus fruits		01		159.5	175.2	160.2	
Grapefruit, Florida	4/5 bu.	0101		206.8	242.2	205.6	\$5.833
Lemons	half box	0104 .01		123.1	109.3	111.7	11.417
Oranges, Florida	4/5 bu.	0105		144.3	191.0	194.4	6.018
Oranges, California	half box	0106 .01		123.9	123.0	121.3	8.750
Other fruits		02		250.9	282.1	263.2	
Apples, Delicious	tray ctn.	0215 .01		214.5	206.8	214.0	13.000
Apples, McIntosh	cell ctn.	0216		187.8	204.9	222.0	11.375
Bananas, 40 lb. box	box	0217 .03		213.6	302.9	350.3	10.057
Grapes	lug	0218 .02		232.7	(³)	(³)	(³)
Peaches	3/4 bu.	0219		(³)	(³)	(³)	(³)
Pears	box	0221		(³)	240.9	(³)	(³)
Strawberries	qt.	0222		440.4	230.4	250.7	1.850
Cantaloupes	crate	0223		(³)	536.7	229.7	26.750
Dried fruits, bulk		0112		413.7	399.8	397.1	
Prunes	lb.	0101 .03		266.6	254.8	251.3	.524
Raisins	lb.	0102 .03		538.4	522.8	520.9	.872
Fresh and dried vegetables		0113		210.3	257.9	261.2	
Dried vegetables, bulk		01					
Beans, dried	100 lb.	0101		273.0	273.0	307.1	27.000
Fresh vegetables, except potatoes		02		181.9	230.6	220.5	
Cabbage	50 lb.	0211		182.8	319.9	285.6	6.250
Carrots	48 lb.	0212		247.6	217.4	196.2	8.125
Celery	crate	0213		198.1	303.2	402.3	19.125
Corn, sweet	crate	0214		235.3	346.0	263.0	9.500
Lettuce	carton	0215		297.9	252.1	275.0	12.000
Onions	50 lb.	0216		120.1	287.2	216.4	6.500
Tomatoes, 25lb. ctn.		0217 .04		81.5	148.6	139.0	14.500
Snap beans	bu.	0218		314.9	291.4	263.2	14.000
Sweet potatoes		03		132.6	124.6	132.1	
New York	50 lb.	0331		119.6	114.4	114.4	5.500
Chicago	50 lb.	0332		139.9	130.3	142.4	7.375
White potatoes		04		255.4	299.5	349.0	
Western, Chicago	100 lb.	0441		(³)	(³)	(³)	(³)
Midwestern, Chicago	100 lb.	0442		247.4	274.4	463.0	13.917
Eastern, New York	100 lb.	0443		176.3	275.9	283.6	9.250
Western, New York	50 lb ctn	0444 .01		(³)	311.5	(³)	(³)
White potatoes, Western, Los Angeles	50 lbs..	0445 .01		319.0	360.7	394.3	10.625
Grains		012		206.3	243.8	242.2	
Wheat		0121		233.3	249.8	243.1	
Hard winter Ord., no. 1, Kansas City	bu.	0101		238.3	253.6	245.1	4.090
Spring, no. 1, D. N. Ord., Minneapolis	bu.	0102		210.4	237.4	239.2	4.320
Soft white, no.1, Portland, Oregon	bu.	0103		268.9	279.7	252.5	4.225
Red winter, no.2, St. Louis	bu.	0104		210.7	222.6	230.8	3.675
Other grains		0122		189.5	240.1	241.7	
Barley		01					
No. 2 feed, Minn.	bu.	0101		136.7	170.7	162.2	1.910
Corn		02					
No.2, Chicago	bu.	0205		190.9	245.9	248.8	3.233
Oats		03					
No.2, Minneapolis	bu.	0311		238.1	246.6	245.2	1.725
Rye		04					
No.2, Minneapolis	bu.	0415		214.8	210.5	210.5	2.450
Livestock		013		242.3	260.6	258.0	
Cattle		0131		230.3	263.7	261.2	
Steers		01		240.2	273.5	271.6	
Prime	100 lb.	0101 .03		278.1	320.3	301.5	68.710
Choice	100 lb.	0111 .02		242.2	275.1	273.6	67.650
Good	100 lb.	0122 .02		232.0	265.9	267.2	61.800
Cows		02		213.2	261.0	252.7	
Commercial	100 lb.	0231 .02		206.0	253.6	245.5	42.350
Cutter and canner	100 lb.	0241 .02		212.1	259.2	251.0	39.225
Calves		03		177.8	184.8	184.0	

See footnotes at end of table.

Table 6. Producer prices and price indexes for commodity groupings and individual items—Continued

(1967 = 100 unless otherwise indicated)

Commodity	Unit	Commodity code ¹	Other index base	Index			Price
				Jan. 1983 ²	Apr. 1983 ²	May 1983 ²	May 1983
Cattle—Continued		0131					
Calves, Choice, Lancaster at stockyards	100 lbs.	0351 .01		122.6	129.0	127.4	\$100.000
Choice, South St. Paul	100 lb.	0353 .01		233.3	241.1	241.1	77.500
Hogs		0132		254.6	219.5	217.6	
Barrows and gilts		01		256.1	219.9	218.3	
200-240 lb.	100 lb.	0161 .04		270.4	231.9	230.5	48.570
Barrows and gilts 270-300 lb.	100 lb.	0171 .04		213.7	184.4	182.2	45.500
Sows		02					
Sows 350-400 lb.	100 lb.	0281 .02		251.1	226.6	220.8	42.080
Lambs		0133					
Choice	100 lb.	0191 .01		236.9	290.6	272.7	61.000
Live poultry		014		177.1	170.8	186.9	
Chickens		0141					
Broilers and fryers		02		176.3	168.0	184.3	
Turkeys		0142		156.1	156.8	170.7	
Hens	lb.	0181 .01		(³)	(³)	(³)	
Toms	lb.	0185 .01		(³)	(³)	(³)	
Plant and animal fibers		015		201.7	213.6	223.8	
Raw cotton		0151					
Gr 41, staple 34-10 spot mkt. avg.	lb.	0101 .04		206.7	221.6	232.8	.676
Domestic apparel wool		0152		165.5	133.5	133.5	
64's, staple 2 3/4 in. and up	lb.	0101		(³)	158.2	158.2	1.925
62's, staple 3 in. and up	lb.	0106		(³)	140.8	140.8	1.700
60's, staple 3 in. and up	lb.	0107		(³)	111.9	111.9	1.350
58's, staple 3 1/4 in. and up	lb.	0108		(³)	114.5	114.5	1.225
54's, staple 3 1/2 in. and up	lb.	0111		111.4	113.9	113.9	1.175
Foreign wool		0153		205.5	207.2	212.9	
Apparel wool		01		181.1	178.4	175.7	
Australian 64's type 62	lb.	0101 .01		191.1	188.2	185.4	2.600
Carpet wool		02		249.9	256.3	271.3	
Plant fibers, except cotton		0155		218.8	220.1	220.1	
Hard fibers		01		293.4	295.8	295.8	
Abaca, manila fiber, grade I	275 lb. bl.	0101 .01		235.5	240.0	240.0	53.000
Soft (bast) fibers		02					
Jute, raw, bang tossa C	lb.	0231 .01		154.6	154.6	154.6	.255
Fluid milk		016		284.5	280.8	279.8	
Milk eligible for fluid use		0161		272.0	268.0	267.1	
Milk, fluid use	100 lbs	0102 .02	06/73	209.6	206.5	205.8	13.323
Milk, manufacturing grade		0162		317.6	314.9	313.7	
Milk, manufacturing grade	100 lbs	0101 .02	06/73	228.6	226.7	225.8	12.270
Eggs		017		170.0	170.0	185.1	
Eggs, large	doz.	0171					
		0105	12/71	(³)	(³)	161.8	.722
Hay, hayseeds and oilseeds		018		212.4	226.3	227.3	
Hay		0181		241.8	229.7	241.8	
Alfalfa	ton	0101		238.2	226.3	238.2	50.000
Hayseeds		0182		202.1	299.5	290.2	
Alfalfa hayseeds	100 lb.	0101 .02		176.5	266.4	256.4	128.333
Clover	100 lb.	0111 .01		295.1	401.7	401.7	138.000
Oilseeds		0183		208.1	224.4	223.6	
Flaxseed	bu.	0101		166.9	163.8	163.8	5.200
Peanuts	lb.	0111 .01		256.8	251.5	249.5	.466
Cottonseed	ton	0121		(³)	(³)	(³)	(³)
Soybeans	bu.	0131 .01		210.1	230.8	230.1	6.320
Other farm products		019		279.9	279.2	281.0	
Green coffee, cocoa beans, and tea		0191		298.4	299.7	301.7	
Green coffee		01		299.7	298.8	298.8	
Santos, no. 4	lb.	0101 .01		281.0	298.9	298.9	1.415
Colombian, Manizales	lb.	0111		345.7	319.8	319.8	1.380
Coffee, ambiz; uganda lb.		0113 .02		296.0	296.0	296.0	1.200

See footnotes at end of table.

Table 6. Producer prices and price indexes for commodity groupings and individual items—Continued

(1967 = 100 unless otherwise indicated)

Commodity	Unit	Commodity code ¹	Other index base	Index			Price
				Jan. 1983 ²	Apr. 1983 ²	May 1983 ²	May 1983
Green coffee, cocoa beans, and tea—Continued		0191					
Mexican, washed	lb.	0115		348.6	313.5	313.5	\$1.250
Cocoa beans		02		314.0	330.6	346.5	
Accra	lb.	0221		315.7	333.1	347.0	1.000
Bahia	lb.	0222		310.2	325.5	344.7	.900
Tea		03					
Black	lb.	0331 .02		223.5	222.6	223.1	1.115
Leaf tobacco		0192					
Leaf tobacco	100 lb.	0101		276.6	274.2	275.9	
Nuts		0193					
Pecans (in shell)	lb.	0101		(³)	(³)	(³)	(³)
Processed foods and feeds		02		251.7	256.0	256.1	
Cereal and bakery products		021		257.3	259.1	259.8	
Bakery products		0211		281.6	284.3	284.6	
White pan bread		01		272.4	273.6	274.1	
White pan bread, northeast		0106 .99	12/68	268.6	(³)	(³)	
White pan bread, north central		0107 .99	12/68	263.7	(³)	(³)	
White pan bread, south		0108 .99	12/68	245.8	247.2	247.3	
White pan bread, west		0109 .99	12/68	284.0	284.3	284.3	
Other bread		04	12/80	112.4	112.8	112.7	
White hearth bread		0401 .99	12/80	109.3	109.3	109.3	
Dark wheat bread		0402 .99	12/80	114.4	115.0	114.9	
Rye bread		0403 .99	12/80	112.9	113.7	113.7	
Other variety bread		0404 .99	12/80	112.8	112.8	112.8	
Bread type rolls		05	12/80	110.4	110.4	110.2	
Hamburger and weiner rolls		0501 .99	12/80	109.9	109.9	109.7	
Brown and serve rolls		0502 .99	12/80	(³)	106.5	106.5	
English muffins		0503 .99	12/80	114.9	114.5	114.5	
Other bread type rolls		0504 .99	12/80	113.1	113.5	113.5	
Bread stuffing, croutons, and bread crumbs		06					
Bread stuffing, croutons, and bread crumbs		0601 .99	12/80	105.8	105.8	105.8	
Sweet yeast goods		07	12/80	111.4	112.3	113.8	
Yeast raised doughnuts		0701 .99	12/80	111.0	113.9	113.9	
Other sweet yeast goods		0702 .99	12/80	111.5	111.8	113.8	
Soft cakes		08	12/80	109.3	109.8	109.4	
Snack cakes		0801 .99	12/80	109.2	(³)	(³)	
Other soft cakes		0802 .99	12/80	109.5	110.2	108.9	
Pies		09	12/80	108.7	113.1	113.1	
Snack pies		0901 .99	12/80	110.2	(³)	(³)	
Cake type doughnuts		12					
Cake type doughnuts		1201 .99	12/80	113.2	113.5	113.6	
Cookies and crackers		21		314.2	320.7	320.7	
Cookies	lb.	2101 .05		325.1	335.6	335.6	1.145
Crackers	lb.	2102 .01		297.8	291.7	291.7	.812
Flour and flour base mixes		0212		200.7	199.9	201.1	
Flour		01		181.3	185.6	188.2	
Standard patents, Buffalo	100 lb.	0101		185.7	182.3	192.3	12.640
95 pct. patents, Kansas City	100 lb.	0102 .01		183.6	(³)	(³)	(³)
Standard patents, Minneapolis	100 lb.	0103		165.9	176.5	178.8	10.950
Soft red winter wheat flour	100 lbs.	0109 .01	12/73	77.4	78.4	78.7	10.550
Standard patents, Portland, Oregon	100 lb.	0111 .01		160.6	168.9	169.3	10.633
Flour base mixes and doughs		02		246.3	234.1	232.3	
Flour base cake mix	lb.	0215 .04		230.6	208.8	208.8	
Milled rice		0213		191.3	188.9	191.3	
Rice, no.2, medium grain	lb.	0101		200.0	194.2	200.0	.170
Rice, no.2, long grain	lb.	0102		181.1	181.1	181.1	.185
Other cereals		0214		282.7	287.2	287.8	
Rolled oats	case/24	0102 .01		340.6	340.6	340.6	
Corn meal, white	lb.	0103 .03	12/72	234.4	234.4	237.8	.330
Macaroni	lb.	0104 .03		255.4	255.4	255.4	.621
Meats, poultry, and fish		022		252.3	259.3	257.7	
Meats		0221		242.8	248.3	246.0	
Beef and veal		01		230.1	256.0	253.5	
USDA choice beef carcasses		0102 .99		239.5	269.8	262.3	
USDA utility beef carcasses		0104 .99		207.2	233.1	228.3	
USDA good beef carcasses		0106 .99		230.1	260.5	258.6	
Other USDA graded and ungraded beef carcasses		0108 .99	12/80	91.6	102.6	102.2	
Primal and fabricated beef cuts		0111 .99	12/80	92.4	100.0	101.0	
Boneless beef including hamburger		0113 .99	12/80	86.7	92.6	91.7	
Variety meats (edible organs)		0115 .99	12/80	77.6	91.1	94.9	
Pork		04		254.5	229.6	227.7	

See footnotes at end of table.

Table 6. Producer prices and price indexes for commodity groupings and individual items—Continued

(1967=100 unless otherwise indicated)

Commodity	Unit	Commodity code ¹	Other index base	Index			Price
				Jan. 1983 ²	Apr. 1983 ²	May 1983 ²	May 1983
Meats—Continued		0221					
Slab bacon		0419 .99	12/80	123.1	109.6	106.1	
Sliced bacon		0421 .99		281.2	249.4	237.6	
Hams		0423 .99		330.6	289.5	281.3	
Picnics		0424 .99		(?)	208.4	196.2	
Boston butts		0425 .99	12/70	286.6	240.3	253.8	
Pork loins		0431 .99		225.4	210.0	211.5	
Other meats		05		259.9	256.5	253.7	
Frankfurters, skinless, all meat		0563 .99		252.4	248.0	246.2	
Bologna, all meat		0565 .99		263.4	255.6	254.7	
Fresh pork sausage, roll, artificial casing		0567 .99		291.8	297.1	285.3	
Processed poultry		0222		172.4	168.3	173.0	
Young chicken		03		165.3	162.1	165.8	
Whole broilers, wet ice, grade A, bulk		0316 .99	12/69	153.4	150.6	154.8	
Other wet ice pack bulk broilers		0317 .99	12/81	101.7	99.5	101.8	
Dry ice pack broilers		0318 .99	12/81	(?)	100.0	102.9	
Tray pack broilers		0319 .99	12/81	101.3	99.1	101.4	
Frozen broilers		0321 .99	12/81	112.3	(?)	111.8	
Mature chicken: hens/fowl		05	12/81	105.6	89.7	96.4	
Turkeys		06		162.8	163.9	169.9	
Whole young hens, grade A, frozen		0602 .99		148.5	(?)	(?)	
Whole young toms, grade A frozen		0603 .99		169.3	(?)	(?)	
Other young turkey		0604 .99	12/81	105.0	104.1	107.3	
Further processed poultry/small game		08	12/81	102.8	98.2	101.2	
Turkey, cooked or smoked		0804 .99	12/81	103.4	100.4	102.3	
Chicken, cooked or smoked		0805 .99	12/81	102.4	95.7	100.2	
Unprocessed and packaged fish		0223		441.7	477.2	474.5	
Unprocessed fin fish		01		457.2	583.1	595.4	
Haddock	100 lb.	0101		417.5	404.6	475.3	\$74.000
Halibut	lb.	0102		459.4	483.6	507.8	2.100
Salmon	lb.	0103 .01		484.8	692.5	(?)	(?)
Yellow pike	lb.	0107		(?)	(?)	(?)	(?)
Fresh packaged fish and seafood		02		510.4	538.6	520.3	
Fresh packaged fish and seafood		0209 .99	12/82	99.3	104.8	101.2	
Frozen packaged fish and seafood		03		498.3	492.5	494.4	
Frozen packaged fish, excluding shellfish		0311 .99	12/82	98.5	98.9	97.7	
Frozen packaged shellfish and other seafood		0313 .99	12/82	102.4	100.2	101.7	
Canned fish		04		353.7	343.6	339.5	
Salmon, no. 1 tall can	case/48	0425		(?)	235.8	244.5	70.500
Tuna, 6 1/2 oz. can	case/48	0426 .01		343.5	334.3	327.7	36.800
Sardines, Maine, 3 1/4 oz. can	case/100	0427		363.3	363.3	363.3	42.000
Dairy products		023		250.7	251.0	250.9	
Fluid milk products		0231		199.7	200.0	199.9	
Packaged fluid milk and related products		03	12/82	100.1	100.2	100.1	
Fluid whole milk		0301 .99		199.7	199.9	199.8	
Lowfat milk (1/2-2%)		0302 .99	12/82	100.1	100.3	100.3	
Skim milk		0303 .99	12/82	100.5	101.0	100.5	
Cream: light, heavy, sour, half & half, and whipped		0304 .99	12/82	100.0	99.9	99.9	
Cottage cheese		04	12/82	100.1	100.4	100.4	
Cottage cheese		0401 .99	12/82	100.1	100.4	100.4	
Other milk products		05	12/82	100.0	100.4	100.4	
Other milk products		0501 .99	12/82	100.0	100.4	100.4	
Butter		0232		226.2	226.4	226.4	
Grade A and AA, New York	lb.	0111 .01		229.9	229.9	229.9	1.768
Grade A and AA, Chicago	lb.	0112		221.0	221.0	221.0	1.476
Grade A and AA, San Francisco	lb.	0113		225.1	226.4	226.4	1.805
Natural and processed cheese		0233		315.8	314.4	314.1	
Natural cheese, except cottage cheese		02	06/81	102.0	101.4	101.3	
American-type cheese		0211 .99	06/81	102.2	101.5	101.3	
Italian-type cheese		0221 .99	06/81	100.7	100.0	99.9	
Swiss cheese		0231 .99	06/81	101.6	(?)	101.5	
Other natural cheese, except cottage		0251 .99	06/81	103.3	102.0	102.2	
Processed cheese and related products		03	06/81	102.7	102.4	102.3	
Processed cheese		0311 .99	12/72	221.5	220.5	220.2	
Cheese food		0313 .99	06/81	105.7	105.7	105.7	
Cheese spread		0315 .99	06/81	105.8	105.8	105.8	
Ice cream		0234		238.3	240.8	240.8	
Bulk	gal.	0131 .09		225.2	228.0	(?)	(?)
Pre-packaged, half gallons	gal.	0132 .06		244.4	246.8	(?)	(?)
Concentrated milk products		0235		411.2	411.8	411.8	
Milk, evaporated, whole, 14 1/2 oz. can	case/48	0141		312.0	314.9	314.9	22.230
Milk, nonfat, dry	lb.	0171		464.0	462.7	462.7	.954

See footnotes at end of table.

Table 6. Producer prices and price indexes for commodity groupings and individual items—Continued

(1967 = 100 unless otherwise indicated)

Commodity	Unit	Commodity code ¹	Other index base	Index			Price
				Jan. 1983 ²	Apr. 1983 ²	May 1983 ²	May 1983
Processed fruits and vegetables		024		274.8	273.8	275.0	
Canned fruits and juices		0241		282.6	281.9	284.1	
Canned fruits		01		244.4	245.0	248.9	
Applesauce		0101 .99		253.3	253.8	254.4	
Apples		0102 .99	06/81	100.2	100.2	100.2	
Fruits for salads		0122 .99	06/81	95.3	96.0	99.2	
Fruit pie fillings		0123 .99	06/81	89.7	92.8	90.5	
Olives		0125 .99	06/81	126.9	122.4	122.4	
Peaches		0126 .99		271.4	269.3	289.5	
Pears		0131 .99		(³)	(³)	202.6	
Canned fruit juices		02		342.8	339.9	339.5	
Pineapple juice		0251 .99		506.9	506.9	493.0	
Grapefruit juice		0253 .99		320.4	314.0	314.0	
Apple juice		0255 .99		359.7	364.9	362.4	
Other whole fruit juices and mixtures		0259 .99	06/81	106.0	103.6	103.6	
Frozen fruits, juices and ades		0242		303.6	300.3	302.3	
Frozen fruits		02	06/81	112.8	112.6	112.9	
Frozen blueberries		0206 .99	06/81	114.2	113.0	115.1	
Frozen juices and ades		03	06/81	91.5	90.2	90.9	
Frozen orange juice		0301 .99		304.0	299.1	302.3	
Frozen lemonade		0302 .99	06/81	92.8	91.3	90.9	
Frozen grape juice		0303 .99	06/81	108.3	108.3	108.3	
Grapefruit juice		0304 .99	06/81	80.0	72.2	72.3	
Other frozen fruit and berry juice, concentrate		0311 .99	06/81	100.6	100.4	100.2	
Citrus pulp		0321 .99	06/81	73.8	77.9	79.3	
Dried and dehydrated fruits		0243		410.2	411.9	412.0	
Prunes		0101 .99	12/67	281.7	281.7	(³)	
Raisins		0102 .99	12/67	451.2	449.7	(³)	
Dates		0103 .99	12/82	100.0	106.5	106.9	
Apples		0104 .99	12/82	(³)	104.2	103.9	
Other dried and dehydrated fruit		0111 .99	12/82	100.0	100.0	(³)	
Canned vegetables and juices		0244		242.7	241.9	242.7	
Beets		0103 .99	06/81	115.0	108.5	116.6	
Carrots		0104 .99	06/81	95.8	95.1	95.1	
Sweet corn whole kernal		0107 .99		201.2	201.6	203.0	
Fresh lima beans		0109 .99	06/81	106.0	105.3	105.3	
Green peas		0111 .99		191.7	191.4	197.6	
Beans, green and wax		0117 .99		186.0	186.8	190.4	
Spinach		0123 .99	06/81	112.8	115.9	116.3	
Vegetable combinations		0125 .99	06/81	111.1	(³)	105.6	
Tomatoes		0126 .99		259.2	256.9	257.5	
Tomato paste		0128 .99	06/81	118.2	111.1	111.1	
Tomato pulp and puree		0131 .99	06/81	111.5	110.2	109.9	
Tomato sauce		0133 .99		256.5	(³)	256.1	
Catsup		0137 .99		277.7	283.1	281.4	
Tomato juice		0141 .99		276.4	280.8	280.5	
Mushrooms		0144 .99	12/67	181.9	186.7	189.2	
White potatoes		0146 .99	06/81	119.4	109.0	118.0	
Frozen vegetables		0245		285.3	283.6	284.5	
Frozen green peas		0101 .99		319.9	(³)	319.9	
Frozen green beans		0103 .99	06/81	108.9	106.1	106.0	
Frozen broccoli		0104 .99	06/81	(³)	(³)	102.9	
Frozen Brussels sprouts		0105 .99	06/81	115.6	114.6	114.6	
Frozen French fried potatoes		0108 .99		294.6	292.2	292.0	
Other frozen potato products		0109 .99	06/81	105.5	105.2	105.9	
Frozen cauliflower		0111 .99	06/81	109.4	109.4	109.4	
Frozen succotash		0113 .99	06/81	113.8	117.5	117.5	
Other frozen combinations		0115 .99	06/81	111.5	110.0	112.8	
Frozen carrots		0116 .99	06/81	117.4	117.4	(³)	
Frozen sweet cut corn, yellow		0117 .99	06/81	112.4	107.4	(³)	
Frozen sweet cob corn, yellow		0118 .99	06/81	114.8	112.5	112.1	
Frozen southern greens		0119 .99	06/81	115.0	115.2	115.2	
Other frozen vegetables		0121 .99	06/81	107.6	107.6	107.6	
Dried and dehydrated vegetables		0246		(³)	100.0	100.0	
Onions		0103 .99	12/82	(³)	100.0	100.0	
Other dried and dehydrated vegetables		0111 .99	12/82	100.0	100.0	100.0	
Sugar and confectionery		025		282.1	286.7	289.5	
Raw cane sugar		0252					
Raw cane sugar		0101 .99		300.1	320.4	323.2	
Refined sugar		0253					
Granulated sugar		03	12/77	166.6	170.7	171.2	
Consumer units and individual services		0301 .99	06/82	103.5	106.2	106.3	
			06/82	103.5	109.1	108.9	

See footnotes at end of table.

Table 6. Producer prices and price indexes for commodity groupings and individual items—Continued

(1967 = 100 unless otherwise indicated)

Commodity	Unit	Commodity code ¹	Other index base	Index			Price
				Jan. 1983 ²	Apr. 1983 ²	May 1983 ²	May 1983
Refined sugar—Continued		0253					
Commercial units and bulk		0302 .99	06/82	103.5	105.1	105.2	
Confectioners' powdered sugar		04					
Confectioners' powdered sugar		0401 .99	06/82	104.3	103.9	104.1	
Liquid sugar or sugar syrup		06	06/82	104.0	106.5	107.5	
Confectionery materials		0254	12/77	136.0	128.6	138.3	
Honey, extracted	lb.	0101 .01		305.2	311.2	305.2	
Chocolate coating, milk	lb.	0102 .05		250.1	258.2	260.5	
Corn syrup	100 lb.	0103 .01		209.3	186.5	210.6	\$9.878
Confectionery end products		0255	12/77	133.8	133.8	133.8	
Candy bars		01	12/77	129.6	129.6	129.6	
Solid chocolate bars	lb.	0101 .02		(?)	303.4	303.4	
Chewing gum		02					
Chewing gum	case	0201		344.6	344.6	344.6	196.465
Beverages and beverage materials		026		260.1	263.0	263.3	
Alcoholic beverages		0261		199.5	204.4	205.2	
Malt beverages		01		194.5	203.6	205.1	
Bottled beer		0101 .99		194.3	206.1	206.9	
Canned beer		0103 .99		189.8	198.4	200.8	
Barrels and kegs		0105 .99	06/82	99.8	99.8	98.6	
Other malt beverages		0107 .99	06/82	100.7	102.3	101.3	
Distilled spirits		02		183.0	183.0	183.0	
Whiskey, straight bourbon, fifth	case/12	0211 .03		160.3	(?)	(?)	
Whiskey, spirit blend, fifth	case/12	0212 .07		(?)	(?)	(?)	
Wine		03		260.1	259.0	259.0	
Still table, fifth	case/12	0321 .03		264.5	261.8	261.8	
Still dessert, fifth	case/12	0322 .04		266.8	271.1	271.1	
Soft drinks		0262		325.4	327.1	327.3	
Cola, excluding diet cola		01		333.9	336.0	336.7	
Cola, bottled, excluding diet cola		0106 .99		335.6	339.9	341.0	
Cola, cans, excluding diet cola		0121 .99	06/81	105.6	104.8	104.8	
Cola, bulk, excluding diet cola		0131 .99	06/81	103.6	101.6	101.6	
Other carbonated drinks		05	06/81	107.9	108.5	108.6	
Carbonated orange soda		0502 .99	06/81	104.7	105.4	105.3	
Lemon, lime and lemon-lime		0503 .99	12/68	267.1	268.7	270.0	
Root beer and sarsaparilla		0504 .99	06/81	108.4	106.5	106.5	
Ginger ale		0505 .99		300.2	300.2	(?)	
Carbonated grape soda		0506 .99	06/81	103.1	103.1	103.1	
Club soda		0507 .99		238.8	238.8	238.8	
Other carbonated nondiet soda		0509 .99	06/81	107.5	109.3	109.6	
Diet cola		0511 .99	06/81	109.9	111.1	109.8	
Other carbonated diet soda		0519 .99	06/81	111.4	110.3	111.6	
Noncarbonated soft drinks		06	06/81	104.8	103.9	102.0	
Other noncarbonated fruit drinks and ades		0609 .99	06/81	107.0	105.6	102.9	
Packaged beverage materials		0263		326.0	325.7	324.5	
Coffee (whole bean, ground, & instant)		01		339.0	336.9	336.8	
Ground roasted coffee		0101 .99		348.1	343.3	343.1	
Soluble (instant) coffee		0103 .99		309.6	314.5	314.6	
Cocoa		02					
Powdered, sweetened, lb. pkg	lb.	0206 .03		353.2	367.3	353.2	1.242
Tea		03		213.2	214.8	214.8	
Bags	lb.	0311 .03		213.9	213.9	213.9	4.691
Loose	lb.	0312 .10		225.5	232.9	232.9	3.464
Other beverage materials		0264					
Malt	34 lb.	0101 .01		232.6	232.6	(?)	(?)
Flavoring syrup (fountain)	gal.	0103 .04		201.2	205.8	205.8	
Kola syrup, for use by bottlers	gal.	0105 .08	12/68	193.5	193.8	193.8	
Fats and oils		027		201.7	213.4	219.4	
Animal fats and oils		0271		274.4	293.6	295.3	
Lard commercial sizes (over 3 lbs)		0103 .99	12/80	94.4	100.2	100.2	
Crude vegetable oils		0272		141.1	163.3	170.8	
Soybean oil, crude, not degummed		0101 .99		149.8	172.4	183.3	
Soybean oil, crude, degummed		0105 .99	06/80	80.1	95.0	93.0	
Cottonseed oil	lb.	0111 .01		89.8	123.5	131.9	.235
Peanut oil	lb.	0121 .01		206.1	196.0	218.3	.270
Corn oil	lb.	0131 .01		198.5	185.2	198.5	.225
Coconut oil	lb.	0141 .02		180.4	199.1	213.2	.284
Shortening and cooking oils		0274		225.8	230.7	236.4	
Shortening, consumer sizes		0102 .99	12/81	97.0	98.2	98.1	
Shortening, animal or veg/animal, commercial sizes		0104 .99	12/81	88.8	(?)	(?)	

See footnotes at end of table.

Table 6. Producer prices and price indexes for commodity groupings and individual items—Continued

(1967 = 100 unless otherwise indicated)

Commodity	Unit	Commodity code ¹	Other index base	Index			Price
				Jan. 1983 ²	Apr. 1983 ²	May 1983 ²	May 1983
Shortening and cooking oils—Continued		0274					
Shortening, 100% vegetable, commercial sizes		0106 .99		188.5	205.4	208.5	
Margarine		0121 .99		227.0	235.5	238.5	
Salad and cooking oils		0133 .99	12/81	96.2	95.3	98.6	
All other fully refined oils		0165 .99	12/81	92.1	94.4	96.0	
Miscellaneous processed foods		028		248.8	249.9	249.9	
Jams, jellies, and preserves		0281		309.6	301.2	315.2	
Strawberry jams and preserves		0101 .99		309.6	305.2	305.2	
Other jams and preserves		0103 .99	06/81	114.5	115.2	116.2	
Grape jellies		0111 .99		271.0	288.4	288.4	
Other jellies		0117 .99	06/81	129.1	104.2	131.5	
Pickles and pickle products		0282		310.2	311.0	311.0	
Dill or sour pickles		0101 .99		301.7	303.1	303.1	
Sweet pickles		0103 .99	06/81	111.1	111.6	111.6	
Other finished pickle products		0104 .99	06/81	108.3	108.4	108.4	
Unfinished pickle products		0105 .99	06/81	108.5	108.5	108.5	
Processed eggs		0283		157.8	150.9	174.1	
Frozen or liquid whole eggs		0101 .99		151.8	154.4	170.4	
Dried whole eggs		0102 .99		145.7	137.8	171.8	
Frozen or liquid egg yolks		0107 .99	12/81	87.9	83.1	92.4	
Canned specialties		0284		238.3	246.1	240.6	
Canned dry beans		0102 .99	12/82	100.6	104.4	100.4	
Canned specialty foods		0103 .99	12/82	97.4	101.3	97.8	
Canned soups		0104 .99	12/82	100.0	105.1	105.7	
Frozen specialties		0285		246.2	251.5	252.1	
Frozen pies and other baked goods		0109 .99	12/82	100.0	102.5	102.5	
Frozen dinners, meat pies, ethnic foods		0111 .99	12/82	102.7	104.5	105.3	
Other frozen specialties		0113 .99	12/82	99.7	102.2	101.9	
Meat sauces		0286	06/81	109.5	109.5	109.5	
Meat sauces		01	06/81	109.5	109.5	109.5	
Prepared mustard		0101 .99	06/81	111.6	111.6	111.6	
Other miscellaneous processed foods		0289		238.8	236.3	236.3	
Salad dressings		0101 .99	06/81	105.5	105.3	105.3	
Mayonnaise		0103 .99		225.0	222.4	222.4	
Other spoon-type dressings		0105 .99	06/81	100.0	100.0	100.0	
French dressing		0108 .99	06/81	100.2	100.2	100.2	
Other pourable-type dressings		0113 .99	06/81	103.1	102.4	102.4	
Pepper, whole, black	lb.	0131		177.8	170.7	170.7	\$0.655
Peanut butter, 12 oz. jar	doz.	0141 .03		281.4	281.4	281.4	
Prepared animal feeds		029		211.6	222.3	221.2	
Grain by-product feeds		0291		206.7	227.6	198.2	
Bran	ton	0101		151.9	225.5	151.9	64.000
Middlings	ton	0111		144.1	213.8	144.1	62.000
Gluten feed, corn	ton	0121		258.6	227.6	231.7	112.000
Vegetable cake and meal feeds		0292		238.4	249.2	247.0	
Cottonseed meal	ton	0101		232.9	241.4	229.6	175.000
Soybean meal		0111 .99		236.6	247.5	246.4	
Formula feeds		0293		199.4	211.1	215.0	
Broiler feed, complete		0101 .99		190.8	203.5	211.6	
Egg layer feed		0103 .99		205.3	222.3	228.3	
Starter-grower feed, complete		0105 .99	12/80	71.3	79.0	80.8	
Turkey feed, complete		0107 .99	12/80	77.6	87.0	87.5	
Dairy feed		0121 .99		195.3	205.1	208.3	
Beef cattle feed		0131 .99		194.0	198.5	199.1	
Swine feed		0141 .99		200.5	212.5	214.2	
Horse & mule feed		0151 .99	12/80	100.4	101.3	103.9	
Miscellaneous feedstuffs		0294		203.4	208.0	206.0	
Other than pet food		03	12/79	92.6	101.0	97.3	
Meat meal and meat and bone meal		0301 .99		236.5	269.4	245.2	
Dry rendered tankage		0303 .99		225.8	255.7	242.8	
Grain, ground, rolled		0307 .99	12/80	72.1	(?)	81.5	
Mineral mixture		0309 .99	12/80	107.3	108.3	105.7	
Sugar beet pulp, all forms		0313 .99	06/82	104.9	104.9	107.5	
Textile products and apparel		03		202.7	203.3	203.9	
Synthetic fibers		031	12/75	156.7	155.4	157.2	

See footnotes at end of table.

Table 6. Producer prices and price indexes for commodity groupings and individual items—Continued

(1967 = 100 unless otherwise indicated)

Commodity	Unit	Commodity code ¹	Other index base	Index			Price
				Jan. 1983 ²	Apr. 1983 ²	May 1983 ²	May 1983
Unprocessed filament yarns		0315	12/75	159.3	157.8	160.8	
Non-cellulosic		02		165.4	163.6	167.4	
Nylon textile yarn, selected deniers		0214 .99	06/81	98.9	97.0	97.2	
Polyester textile yarn, deniers 56-89; 145-179		0221 .99	12/69	166.0	164.1	174.1	
Staple, tow, and fiberfill		0318	06/81	98.4	97.7	97.7	
Cellulosic		01					
Viscose		0101	12/75	161.5	160.2	160.1	\$0.843
Non-cellulosic		02	06/81	98.5	97.8	97.7	
Nylon and aramid		0201 .99	06/81	106.8	106.7	106.6	
Acrylic and modacrylic		0202 .99	06/81	93.7	91.8	91.7	
Polyester		0203 .99	06/81	96.4	96.1	96.1	
Other non-cellulosic staple, tow, and fiberfill		0211 .99	06/81	102.4	103.2	102.2	
Processed yarns and threads		032	12/75	134.7	136.0	137.6	
Yarns		0326	12/75	132.3	132.8	134.6	
Cotton		01		234.8	236.0	236.1	
Gray combed cotton yarn		0102 .99	12/82	100.1	101.4	101.6	
Gray carded cotton yarn		0104 .99	12/82	98.7	98.9	98.8	
Finished cotton yarn		0107	12/82	100.0	100.4	100.5	
Wool		02		190.6	190.3	190.4	
Wool machine, knitting yarn		0221 .99	12/75	174.2	172.6	172.9	
Wool carpet and rug yarn		0223 .99	12/82	100.0	99.8	99.8	
Synthetic		03	12/75	128.0	128.6	130.8	
Rayon and/or acetate yarn		0301 .99	12/82	100.5	100.7	100.5	
Acrylic and/or modacrylic yarn		0303 .99	12/82	100.0	99.1	(³)	
Polyester spun yarn		0305 .99	12/82	100.0	101.3	101.8	
Textured polyester filament yarn		0307 .99	12/82	95.9	97.0	103.3	
Textured nylon filament yarn		0309 .99	12/82	97.3	97.1	96.9	
Threads		0327	12/75	163.3	172.6	172.6	
Cotton		01		286.4	305.8	305.8	
Cotton thread, industrial use	cone	0101 .02	12/75	170.7	182.2	182.2	6.130
Synthetic		03	12/75	147.3	151.8	151.8	
Polyester thread, industrial use	cone	0322 .01	12/75	154.7	157.8	157.8	5.717
Corespun thread, industrial use	cone	0331	12/75	151.2	156.8	156.8	7.466
Gray fabrics		033	12/75	144.4	146.2	146.0	
Broadwovens		0337	12/75	144.4	146.2	146.0	
Cotton		01	12/75	149.0	152.7	151.7	
Plain printcloth		0101 .99	12/75	130.8	135.6	134.4	
Sheeting		0103 .99	12/75	(³)	(³)	132.6	
Osnaburg		0105 .99	06/76	123.7	123.7	123.7	
Cotton duck & allied fabrics		0109 .99	06/76	151.2	161.1	161.1	
Drill		0111 .99	12/75	146.8	(³)	141.5	
Sateen		0113 .99	12/75	112.0	107.1	112.7	
Corduroy		0117 .99	12/80	79.4	86.1	86.4	
Synthetic		03	12/75	144.9	145.7	146.1	
100% filament nylon taffeta		0341 .99	12/75	(³)	135.4	138.7	
100% spun polyester/cotton bed sheeting		0353 .99	06/81	111.0	111.5	111.5	
100% spun polyester/cotton broadcloth		0359 .99	06/81	101.6	101.9	102.1	
100% spun polyester/cotton twill		0361 .99	06/81	94.8	95.9	95.9	
100% spun polyester/cotton plain print cloth		0363 .99	12/75	133.3	133.7	135.2	
100% spun polyester/nylon fabric		0369 .99	06/81	100.8	99.9	101.9	
Specialty fabric		0371 .99	06/81	90.6	90.6	90.8	
Other		04		127.0	127.3	127.3	
Burlap	yd.	0461 .01		88.2	102.0	95.0	24.400
Knits		0338	12/75	146.1	146.8	146.9	
Circular knits, except hosiery		03	06/81	96.0	96.2	96.2	
Circular knits, except hosiery		0301 .99	06/81	96.0	96.2	96.2	
Warp knits, except hosiery		0401 .99	06/81	100.3	101.1	(³)	
Finished fabrics		034	12/75	122.2	122.8	122.2	
Broadwovens		0342	12/75	136.3	137.3	135.5	
Cotton		01	12/75	142.7	145.4	140.9	
Dyed and finished corduroy		0122 .99	12/82	97.4	(³)	(³)	
Dyed and finished denim		0123 .99	12/82	98.3	102.6	103.4	
Printed and finished fabrics		0125 .99	12/82	100.6	100.3	100.4	
Other finished fabrics		0126 .99	12/82	97.7	97.1	97.4	
Wool		02		183.0	183.2	183.2	
Women's wool/nylon sportswear fabric	yd.	0221 .03	12/75	159.7	159.8	159.8	5.770
Men's wool outer jacketing	yd.	0232 .02	06/76	146.1	146.3	146.3	6.853
Synthetic		03	12/75	124.1	124.4	123.8	
Polyester/cotton blend dyed and finished fabrics		0372 .99	12/82	99.7	100.6	98.7	
Dyed and finished fabrics, except poly/cotton blends		0373 .99	12/82	98.2	98.4	99.6	
Printed and finished fabrics		0374 .99	12/82	100.0	98.2	93.8	
Other finished fabrics		0375 .99	12/82	100.3	101.3	101.8	

See footnotes at end of table.

Table 6. Producer prices and price indexes for commodity groupings and individual items—Continued

(1967 = 100 unless otherwise indicated)

Commodity	Unit	Commodity code ¹	Other index base	Index			Price
				Jan. 1983 ²	Apr. 1983 ²	May 1983 ²	May 1983
Knits		0343	12/75	105.3	105.8	105.9	
Circular knit outerwear fabric		04	06/81	94.0	94.9	95.0	
100% spun yarn single knits		0403.99	06/81	97.5	97.1	97.7	
100% filament yarn interlock or eightlock dbl. knits		0409.99	06/81	94.7	95.4	95.3	
100% spun yarn interlock or eightlock double knits		0413.99	06/81	100.6	(³)	(³)	
Other circular knit fabric		05	06/81	96.4	95.5	95.4	
Underwear and nightwear fabric		0501.99	06/81	98.0	(³)	(³)	
High pile fabric		0503.99	12/75	136.7	133.9	133.7	
Warp knit outerwear fabric		06	06/81	95.6	95.6	95.6	
Warp knit underwear and nightwear fabric		07	06/81	97.3	97.6	97.6	
Chiefly nylon tricot, simplex, & milanese fabrics		0703.99		164.0	164.7	164.7	
Other warp knit fabric		0801.99	06/81	(³)	101.5	101.5	
Apparel & other fabricated textile prods		038	12/77	131.3	131.4	131.9	
Apparel		0381		194.4	194.7	195.1	
Women's		01		172.7	172.5	173.1	
Skirt suits, including uniform		0102.99		(³)	156.7	156.7	
Women's unit priced dresses		0113.99	12/77	125.9	126.0	126.0	
Skirts, including uniforms		0122.99	12/77	(³)	115.7	115.7	
Cut and sewn blouses and shirts	per unit	0152.05	12/77	131.6	129.8	129.8	
Sweaters	per unit	0155.18		153.3	168.4	168.4	
Separate tailored suit-type jackets, incl. uniforms		0162.99	12/77	(³)	113.4	113.4	
Coats, except fur, all leather, and raincoats		0163.99		143.7	145.6	146.7	
Brassieres		0174.99		222.7	223.8	223.7	
Girdles, corsets, combinations & accessories		0175.99		179.5	180.3	180.2	
Panties		0176.99	12/77	146.1	150.6	150.6	
Slips, half slips, and petticoats		0177.99	12/77	144.3	141.8	141.8	
Nightwear		0178.99		159.0	158.5	158.5	
Men's and boys'		02		220.2	221.1	221.4	
Men's reg. wt. bus. suit, cotton or cotton blend		0205.99	12/80	114.9	114.1	114.1	
Men's reg. wt. business suit, other fabrics		0206.99	12/80	106.3	(³)	(³)	
Men's lt. wt. bus. suit, cotton or cotton blend		0207.99	12/80	109.3	111.3	(³)	
Men's lt. wt. business suit, other fabrics		0208.99	12/80	112.0	112.0	112.0	
Men's trousers, except uniform, chiefly wool		0211.99	12/81	103.5	103.5	103.5	
Men's trousers, except uniform, chiefly cotton		0213.99	12/81	101.2	101.2	101.2	
Men's trousers, except uniform, other fabrics		0215.99	12/81	106.4	104.6	104.6	
Men's denim jeans and jean cut casual slacks		0217.99	12/81	98.7	99.8	99.8	
Men's courdroy jean and jean cut casual slacks		0218.99	12/81	97.3	97.5	97.5	
Men's jeans and jean cut casual slacks		0219.99	12/81	102.8	102.8	102.8	
Men's washable service apparel		0221.99	12/81	99.8	99.9	99.9	
Men's work pants		0225.99		230.2	235.1	236.0	
Men's dungarees and overalls		0227.99	12/77	146.4	145.6	145.6	
Men's dress and business shirts		0233.09	12/77	138.2	136.7	136.7	
Men's knit pullover golf apparel		0239.08	12/77	125.3	(³)	127.0	
Men's bus. type sport coat, cotton or cotton blend		0255.99	12/80	109.3	110.6	(³)	
Men's business type sport coat, other fabrics		0256.99	12/80	109.4	109.7	109.8	
Men's light weight outer coat		0263.01	12/77	146.1	151.6	151.6	
Men's socks		0272.02	12/77	147.0	146.7	146.7	
Men's and boy's knit undershirts		0274.99		265.3	265.3	266.0	
Men's and boy's knit shorts and briefs		0275.99	12/77	139.8	139.8	140.4	
Men's and boys' woven underwear		0276.99	06/82	96.8	(³)	(³)	
Men's and boys' thermal underwear and union suits		0277.99	06/82	94.6	102.0	102.3	
Men's and boys' nightwear		0278.15		230.6	230.6	230.6	
Men's and boys' ties		0282.09	12/73	127.4	127.4	127.4	
Hats and caps	per unit	0285.03	12/77	135.4	138.5	138.5	
Men's and boys' work gloves and mittens		0287.04		290.2	293.4	293.4	
Boy's sport shirts		0288.03	12/77	148.4	145.5	145.5	
Boys' dress and sport trousers		0292.99	12/81	99.0	99.0	90.7	
Boys' denim jeans and jean-cut casual slacks		0293.99	12/81	101.5	101.5	101.5	
Boys' jeans & jean-cut casual slacks, other fabrics		0294.99	12/81	98.6	98.2	98.2	
Boys' work clothing, except jeans and work shirts		0295.99	12/81	99.1	95.4	95.4	
Girls', children's and infants'		03		197.1	196.2	196.2	
Children's dresses	per unit	0334.08	12/77	113.0	(³)	(³)	
Knee socks		0364.02	12/77	140.5	140.5	140.5	
Underwear		0368.99	06/82	103.8	104.0	104.0	
Nightwear		0369.99	06/82	100.5	100.6	100.7	
Textile housefurnishings		0382		236.5	238.5	241.9	
Bed clothes		01	12/77	136.2	133.0	136.6	
Bedspreads and bedsets	per unit	0102.10		242.7	239.7	245.9	
Flat sheets, except crib size	per unit	0132.01	12/77	135.2	127.1	135.1	
Fitted sheets, except crib size	per unit	0133.02	12/77	140.2	140.8	140.7	
Pillowcases	per unit	0152.04	12/77	137.5	135.4	135.4	
Bath & kitchen products		02	12/77	141.8	143.9	143.9	
Shower and bath curtains	per unit	0232.06	12/69	210.8	210.8	210.8	
Window and furniture accessories		04	12/77	128.0	136.7	136.7	
Draperies	per unit	0432.07	12/69	164.8	178.7	178.7	
Fabricated products, n.e.c.		0383	12/77	135.6	134.5	134.5	
Camping equipment		02					

See footnotes at end of table.

Table 6. Producer prices and price indexes for commodity groupings and individual items—Continued

(1967 = 100 unless otherwise indicated)

Commodity	Unit	Commodity code ¹	Other index base	Index			Price
				Jan. 1983 ²	Apr. 1983 ²	May 1983 ²	May 1983
Fabricated products, n.e.c.—Continued							
Camping tents	per unit	0383 0212 .03	12/77	137.3	134.2	134.2	
Industrial products		03	12/77	135.4	134.5	134.5	
Cordage, twine and rope	per unit	0322 .06		262.6	252.5	(³)	
Industrial and institutional towels	per unit	0342 .02	12/77	137.6	137.6	137.6	
Hides, skins, leather, and related products							
Hides and skins							
041							
0411							
Cattle hides		0102 .99		334.1	348.0	381.2	
Packer, branded cow		0111 .99		285.3	317.4	344.1	
Packer, native steer, heavy		0114 .99	12/80	313.9	(³)	378.6	
Packer, butt brander		0116 .99	12/80	88.5	95.3	102.8	
Other cattle hides				85.8	87.0	96.6	
Leather							
042							
0421							
Finished cattlehide and kipside leather		01		315.9	318.2	325.4	
Sole leather		0101 .01		305.5	317.6	311.6	
Light bends		02		(³)	(³)	(³)	
Upper leather, including patent		0201 .99	06/81	299.2	300.7	307.2	
Dress and casual shoe		0202 .99	06/81	98.4	98.7	100.9	
Other upper leather		03	06/81	96.9	98.3	100.1	
Other grains		0301 .99	06/81	105.5	105.5	107.8	
Bag, case, and strap leather		0302 .99	06/81	100.8	100.3	101.2	
Garment leather		04	06/81	100.6	(³)	(³)	
Finished splits		0401 .99	06/81	85.0	86.1	94.2	
Finished splits				85.0	86.1	94.2	
Finished sheep and lamb leather		0423		351.1	351.1	351.1	
Garment leather		0103 .99	12/69	391.3	391.3	(³)	
Rough, crust, and wet blue		0425					
Rough, crust, and wet blue		01	06/81	83.5	90.2	94.2	
Rough, crust, and wet blue		0101 .99	06/81	83.5	90.2	94.2	
Footwear							
043							
0431							
Men's leather upper footwear		01		284.3	286.6	282.9	
Dress and casual shoes		0113 .99	12/80	285.2	287.2	283.2	
Boots		0115 .99	12/80	105.2	107.0	104.6	
Work shoes or boots		0117 .99	12/80	111.1	111.1	111.2	
Other leather upper footwear		0119 .99	12/80	111.2	109.7	109.7	
Men's non-leather upper footwear		03		107.8	105.4	103.5	
Men's non-leather upper footwear		0301 .99	12/80	103.6	105.5	105.5	
Women's footwear		0432		232.8	224.6	228.3	
Women's leather upper footwear		01		231.5	220.2	224.6	
Dress shoes		0101 .99	12/80	101.8	102.4	103.0	
Casual shoes		0103 .99	12/80	99.5	100.0	101.5	
Sandals		0105 .99	12/80	(³)	99.3	107.1	
Boots		0107 .99	12/80	145.7	(³)	109.1	
Other leather upper footwear		0109 .99	12/80	111.8	111.9	111.9	
Women's plastic upper footwear		03	12/80	99.1	98.9	99.9	
Dress shoes		0301 .99	12/80	104.6	105.3	105.3	
Casual shoes		0303 .99	12/80	105.5	(³)	106.4	
Sandals		0305 .99	12/80	61.8	57.5	63.4	
Children's footwear (size 8 1/2 - 12)		0433		208.0	208.5	208.5	
Children's leather upper footwear		0141 .99	06/80	111.9	111.9	111.9	
Misses' footwear (size 12 1/2 - 2 1/2)		0434		100.8	101.1	101.1	
Misses' leather upper footwear		0147 .99	06/80	99.9	100.4	100.4	
Misses non-leather upper footwear		0149 .99	06/80	102.4	102.4	102.4	
Youths', boys' ftwear. (size 12 1/2-6)		0435		113.8	113.5	112.8	
Youths' and boys' leather upper footwear		0153 .99	06/80	112.4	111.9	110.9	
Infants', babies' ftwear. (size 1-8)		0436		110.1	110.2	110.2	
Infants' and babies' leather upper footwear		0159 .99	06/80	107.5	107.7	107.7	
Athletic footwear		0437		102.7	101.5	101.5	
Athletic footwear designed for sports		0165 .99	06/80	(³)	(³)	110.6	
Other footwear		0438		106.0	106.5	106.6	
Other footwear		0169 .99	06/80	106.0	106.5	106.6	
Other leather and related products		044		250.8	254.4	255.2	

See footnotes at end of table.

Table 6. Producer prices and price indexes for commodity groupings and individual items—Continued

(1967 = 100 unless otherwise indicated)

Commodity	Unit	Commodity code ¹	Other index base	Index			Price
				Jan. 1983 ²	Apr. 1983 ²	May 1983 ²	May 1983
Luggage and small leather goods		0441		203.8	208.2	208.3	
Week-end case, women's, nonleather	ea.	0111 .10		244.8	(³)	(³)	(³)
Attache case, non-leather	ea.	0122 .05	12/67	194.2	232.6	232.6	\$21.663
Women's & children's handbags & purses		0128 .99	06/82	102.4	102.6	102.6	
Other personal leather goods		0132 .99	06/82	102.0	101.9	102.2	
Gloves		0442					
Men's dress leather gloves	doz.	0101 .06		326.8	326.8	329.5	168.184
Industrial leather		0443		371.4	371.0	371.0	
Footwear cut stock		0444		375.2	375.2	379.7	
Cut soles, men's	pr.	0101 .04		442.7	442.7	448.0	2.765
Fuels and related products and power		05		683.6	648.1	654.8	
Coal		051		535.6	539.3	535.0	
Anthracite		0511		636.0	625.2	603.1	
Chestnut		0101 .99		566.5	549.2	549.2	
Buckwheat no. 1		0103 .99		715.7	688.4	688.4	
Buckwheat no. 2		0104 .99	06/80	150.4	146.1	143.8	
Buckwheat no. 4		0106 .99	06/80	125.7	125.7	120.5	
Buckwheat no. 5		0107 .99	06/80	106.8	106.8	106.8	
Stove		0109 .99	06/80	140.7	134.8	134.8	
Pea		0111 .99	06/80	148.5	142.7	142.7	
Bituminous coal		0512		531.5	535.6	531.9	
Industrial sizes, spot & prepared		02		436.0	467.8	431.6	
Metallurgical, high volatile		0212 .99		781.2	781.2	781.2	
Industrial sizes, contract (prepared)		03	06/76	150.5	150.7	150.6	
Steam electric utility		0301 .99	06/76	186.8	187.7	188.2	
Manufacturing		0302 .99	06/76	128.2	129.0	126.4	
Metallurgical, high volatile		0303 .99	06/76	105.8	105.4	104.5	
Metallurgical, low volatile		0304 .99	06/76	115.3	110.1	106.5	
Export		0321 .99	06/82	95.8	92.9	92.6	
Unprepared bituminous coal and lignite		04					
Unprepared bituminous coal and lignite		0402 .99	12/81	109.6	110.7	(³)	
Coke oven products		052		450.9	447.3	438.4	
Coke		0522					
Other coke oven products		0101 .99		460.5	452.7	433.6	
Other coke oven products		0199 .99	06/82	95.9	95.9	(³)	
Gas fuels		053		1,147.3	1,158.4	1,159.0	
Natural gas*		0531		1425.6	1447.4	1438.5	
Interstate	mcf	0102 .02		449.9	467.0	466.8	2.991
Intrastate	mcf	0103 .04		(³)	226.2	226.1	3.227
Imported	mcf	0104 .01		261.9	262.2	243.0	4.567
Liquefied petroleum gas		0532		715.1	708.6	725.2	
Propane	gal.	0104 .02	06/77	198.4	(³)	202.1	.473
Butane	gal.	0105 .03	06/77	304.6	298.7	305.1	.688
Ethane	gal.	0106	06/77	142.5	142.5	143.8	.207
Electric power		054		410.8	409.5	412.5	
Commercial power, 40 kw demand		0542		341.7	340.3	343.4	
New England	10,000 kwh	1101 .02	12/70	337.5	321.6	320.1	895.398
Mid-Atlantic	10,000 kwh	1204 .01	12/70	354.2	349.0	346.5	1,121.906
East North Central	10,000 kwh	1307 .04	12/70	308.0	310.6	313.2	834.998
West North Central	10,000 kwh	1411 .01	12/70	250.6	247.3	248.2	640.364
South Atlantic	10,000 kwh	1514 .01	12/70	280.3	286.3	286.9	679.734
East South Central	10,000 kwh	1617 .01	12/70	342.1	343.6	346.1	669.215
West South Central	10,000 kwh	1721 .01	12/70	303.3	314.1	332.3	707.654
Mountain	10,000 kwh	1824 .01	12/70	289.7	267.1	284.1	625.123
Pacific	10,000 kwh	1927 .01	12/70	359.3	355.8	354.6	700.820
Industrial power, 500 kw demand		0543		481.8	480.7	483.6	
New England	200000 kwh	1101 .02	12/70	458.5	434.8	430.4	12,909.705
Mid-Atlantic	200000 kwh	1204 .01	12/70	491.5	473.9	469.6	12,688.332
East North Central	200000 kwh	1307 .04	12/70	380.7	383.1	385.5	11,719.264
West North Central	200000 kwh	1411 .01	12/70	299.5	296.9	295.6	8,337.568
South Atlantic	200000 kwh	1514 .01	12/70	419.0	421.4	423.1	9,637.219
East South Central	200000 kwh	1617 .01	12/70	446.2	449.6	453.2	10,490.050
West South Central	200000 kwh	1721 .01	12/70	442.9	458.6	476.8	10,784.115
Mountain	200000 kwh	1824 .01	12/70	409.0	385.8	396.0	8,736.455
Pacific	200000 kwh	1927 .01	12/70	604.7	618.6	621.4	12,130.925

See footnotes at end of table.

Table 6. Producer prices and price indexes for commodity groupings and individual items—Continued

(1967 = 100 unless otherwise indicated)

Commodity	Unit	Commodity code ¹	Other index base	Index			Price
				Jan. 1983 ²	Apr. 1983 ²	May 1983 ²	May 1983
Crude petroleum (domestic production)		0561		719.7	678.4	678.4	
Petroleum products, refined		057		720.6	651.8	664.5	
Gasoline ^{4 5}		0571		628.8	564.4	587.4	
Regular		02	02/73	576.7	516.2	538.3	
Dealer tank-wagon to retail outlets	gal.	0201 .06	02/73	517.6	462.0	480.1	\$0.849
Sales to jobbers	gal.	0202 .07	02/73	669.2	595.9	623.7	.838
Commercial consumers	gal.	0203 .07	02/73	609.9	557.4	582.5	.871
Premium		03	02/73	517.4	469.5	486.1	
Dealer tank-wagon to retail outlets	gal.	0301 .06	02/73	481.9	437.3	452.4	.947
Sales to jobbers	gal.	0302 .07	02/73	602.4	543.3	563.9	.921
Commercial consumers	gal.	0303 .08	02/73	579.3	537.5	554.9	.931
Unleaded gasoline		04	06/77	222.6	199.8	207.5	
Dealer tank-wagon to retail outlets	gal.	0401	06/77	217.0	193.8	200.1	.899
Sales to jobbers	gal.	0402	06/77	228.8	206.2	215.4	.882
Commercial consumers	gal.	0403	06/77	225.8	204.4	212.4	.892
Light distillates ^{4 5}		0572		975.2	906.9	895.3	
Kerosene to resellers	gal.	0201 .07	02/73	771.2	656.1	669.7	.851
Commercial jet fuel, kerosene base	gal.	0301 .07	02/73	820.3	779.3	763.4	.895
Middle distillates ^{4 5}		0573		985.3	812.6	835.8	
Fuel oil no. 2 to resellers	gal.	0201 .07	02/73	795.0	656.8	688.6	.794
Diesel to commercial consumers	gal.	0301 .08	02/73	791.7	651.4	650.9	.777
Residual fuels ^{4 5}		0574		1056.6	1086.2	1052.5	
Containing 0.31 to 1.0% sulfur		0501	12/80	85.9	97.7	87.9	.613
Containing more than 1% sulfur		0601	12/80	98.3	97.9	98.8	.558
Lubricating oil materials		0575		820.1	788.3	774.4	
Bright stock	gal.	0111 .04	12/73	471.7	450.2	443.0	
Neutral stock	gal.	0112 .02	12/73	451.1	(³)	423.6	
Pale oil	gal.	0113 .03	12/74	299.7	287.7	284.5	
Finished lubricants		0576		353.3	353.9	352.4	
Automotive oil		01		346.4	347.9	344.8	
Automotive motor oil, retail		0101 .99		294.0	298.3	294.5	
Automotive motor oil, commercial		0103 .99	12/80	109.0	107.3	105.4	
Other automotive oil, commercial		0104 .99	12/80	107.8	107.8	107.8	
Industrial oil	gal.	02	12/80	112.8	112.3	112.3	
Industrial oils		0201 .99	12/73	372.9	371.7	371.7	
Process oil		0202 .99	12/80	107.4	106.6	106.6	
Metalworking oil		0203 .99	12/80	108.3	107.8	107.8	
Lubricating grease		03	12/80	106.6	107.6	108.2	
Petroleum grease		0301 .99	12/73	225.0	(³)	231.0	
Petroleum wax		0577		536.4	520.5	520.5	
Chemicals and allied products		06		289.3	291.3	291.3	
Industrial chemicals		061		339.3	339.7	339.8	
Basic inorganic chemicals ⁶		0613	12/73	299.6	300.3	300.6	
Alkalies and chlorine		01	12/73	287.1	288.4	285.8	
Chlorine liquid		0101 .99	12/73	203.2	208.7	208.7	
Sodium carbonate (soda ash)	ton	0103 .06	12/73	300.7	320.0	331.1	
Sodium hydroxide, liquid (caustic soda)		0104 .99	12/73	342.1	333.5	324.1	
Chlorine gas		0106 .99	12/80	97.5	100.2	101.9	
Other inorganic chemicals		02	12/73	305.7	306.0	307.4	
Calcium carbide		0211 .99	12/74	208.2	204.9	209.6	
Calcium oxide, (lime)	ton	0213 .02	12/73	303.3	304.4	298.9	
Hydrochloric acid		0221 .99	12/73	(³)	195.8	192.0	
Other inorganic acids		0242 .99	12/82	95.7	96.7	98.4	
Sodium sulfate (anhydrous)		0266 .99	12/73	463.1	462.3	462.3	
Other inorganic chemicals		0282 .99	12/82	99.4	99.3	99.8	
Basic organic chemicals ⁶		0614	12/73	358.0	358.1	358.2	
Primary		01	12/73	502.3	496.4	494.2	
Benzene	gal.	0101 .11	12/73	417.1	(³)	(³)	
1,3 Butadiene	lb.	0109 .06	12/73	(³)	(³)	(³)	
Ethylene	lb.	0121 .05	12/73	597.5	627.7	(³)	
Propylene, chemical	gal.	0131 .03	12/73	737.3	735.4	722.0	
Propylene, polymer	gal.	0132 .04	12/73	607.9	(³)	(³)	
Toluene	gal.	0141 .06	12/73	(³)	(³)	(³)	
Intermediate		02	12/73	405.5	413.3	413.9	
Ethylene oxide		0221 .99	12/73	482.2	472.0	466.7	
Styrene, monomer		0251 .99	12/73	(³)	433.2	427.5	
Other basic organics		03	12/73	300.7	297.5	297.7	
Dichlorodifluoromethane		0331 .99	12/73	269.0	(³)	267.1	
Ethanol (ethyl alcohol)		0341 .99	12/73	336.4	333.3	333.2	

See footnotes at end of table.

Table 6. Producer prices and price indexes for commodity groupings and individual items—Continued

(1967 = 100 unless otherwise indicated)

Commodity	Unit	Commodity code ¹	Other index base	Index			Price
				Jan. 1983 ²	Apr. 1983 ²	May 1983 ²	May 1983
Basic organic chemicals—Continued		0614					
Methanol (methyl alcohol)		0363 .99	12/73	395.7	383.9	368.0	
Paint and paint materials		062					
Prepared paint		0621					
Varnish, floor	gal.	0111 .11		264.7 (?)	265.1 250.1	265.1 250.1	\$12.736
Enamel	gal.	0121 .08		(?)	264.1	264.1	14.256
Paint, inside, oil	gal.	0131 .06		284.5	286.0	286.0	12.572
Paint, outside	gal.	0141 .10		(?)	287.9	287.9	14.032
Paint, porch and deck	gal.	0151 .08		(?)	277.9	277.9	13.457
Paint, roof and barn	gal.	0161 .09		302.5	302.5	302.5	
Paint materials		0622		301.5	299.5	300.0	
Paint resins		01	06/76	143.1	144.4	145.2	
Soya bean oil	lb.	0105	06/76	95.1	111.5	116.0	
Epoxy, unmodified	lb.	0114 .01	06/76	(?)	(?)	(?)	
Linseed oil, alkali refined	lb.	0136		197.4	185.4	181.2	
Tall oil	lb.	0139 .03		106.4	105.8	105.8	
Nitrocellulose	lb.	0191 .02		333.3	331.2	331.2	
Polyvinyl acetate	lb.	0192 .04		211.2	205.5	206.8	
Paint pigments		02	06/76	161.3	160.0	160.3	
Calcium carbonate	ton	0202 .01		248.5	255.7	265.3	
Yellow iron oxide	lb.	0205		419.0	419.0	419.0	
Kaolin clay	ton	0207	06/76	153.6	164.3	164.3	
Talc	ton	0208		208.0	217.2	217.2	
Titanium dioxide	lb.	0209 .01		274.7	275.1	275.1	
Zinc oxide	lb.	0211 .05		300.3	293.1	296.4	
Zinc dust	lb.	0214 .01	06/76	117.9	117.9	120.0	
Phthalocyanine blue	lb.	0216 .99	06/76	182.1	(?)	182.7	
Paint solvents		03	06/76	210.7	199.9	195.1	
Mineral spirits, rule 66	gal.	0309		561.0	529.6	516.8	
Xylol (mixed xylones)	gal.	0311 .01		518.9	506.3	495.4	
Paint additives		04	06/76	154.3	148.1	148.5	
Drugs and pharmaceuticals		063		218.6	225.1	225.3	
Medicinal and botanical chemicals		0631		228.3	231.4	231.4	
Synthetic organic medicinal chemicals, bulk		0201 .99	06/82	100.6	102.2	102.2	
Other medicinals and botanicals, bulk		0202 .99	06/82	101.7	102.2	102.2	
Preparations, veterinary		0634	06/81	97.0	99.2	101.1	
Prescription		01	06/81	94.1	95.4	96.2	
Prescription		0109 .99	06/81	94.1	95.4	96.2	
Non-prescription		02	06/81	101.3	105.0	108.4	
Other non-prescription		0209 .99	06/81	94.1	(?)	104.1	
Preparations, ethical (prescription)		0635		201.3	209.3	209.5	
Systemic anti-infectives		01		151.3	152.9	153.0	
Broad spectrum penicillins		0112 .99	06/81	107.5	110.1	110.2	
Anti-arthritis		02		407.3	418.1	418.1	
Anti-arthritis		0201 .99	06/81	123.0	126.2	126.2	
Sedatives		0301 .99	06/81	131.9	141.7	141.7	
Antispasmodic/antisecretory		05		275.7	292.4	293.5	
Antispasmodic/antisecretory		0501 .99	06/81	115.3	122.2	122.7	
Cardiovascular therapy		06		207.7	220.2	220.7	
Antihypertensive drugs		0611 .99	06/81	116.2	122.2	122.6	
Vasodilators		0612 .99	06/81	112.7	122.0	122.0	
Other cardiovasculars		0619 .99	06/81	119.3	123.1	123.7	
Hormones		08		196.7	196.9	196.9	
Hormones		0801 .99	06/81	111.3	111.4	111.4	
Diuretics		09		141.8	145.5	145.5	
Diuretics		0901 .99	06/81	117.6	120.6	120.6	
Dermatologicals		11		222.1	236.7	234.6	
Antipruritics		1112 .99	06/81	(?)	124.9	124.9	
Analgesics, internal		13		215.0	224.7	224.8	
Codeine and combinations		1311 .99	06/81	116.9	123.1	123.1	
Cough and cold preparations		1501 .99	06/81	121.6	(?)	124.4	
Vitamins		16		183.2	184.2	184.2	
Multivitamins		1611 .99	06/81	118.4	118.4	118.4	
Miscellaneous ethical preparations		99	06/81	123.4	130.9	131.1	
Anticoagulants		9913 .99	06/81	107.9	(?)	(?)	
Bronchial therapy		9916 .99	06/81	106.2	114.9	115.6	
Cancer therapy products		9917 .99	06/81	138.3	147.7	147.7	
CNS stimulants		9918 .99	06/81	128.6	135.9	137.4	
Contraceptives, exc. devices, implants, kit, etc.		9919 .99	06/81	113.7	122.7	122.7	
Muscle relaxants		9922 .99	06/81	116.1	(?)	118.3	
Nutrients and supplements		9923 .99	06/81	116.7	120.9	120.9	
Ophthalmic and otic preparations		9924 .99	06/81	126.0	140.5	140.5	
Psychotherapeutics		9925 .99	06/81	127.8	135.5	135.6	
Other miscellaneous ethical preparations		9999 .99	06/81	125.4	126.7	126.7	

See footnotes at end of table.

Table 6. Producer prices and price indexes for commodity groupings and individual items—Continued

(1967 = 100 unless otherwise indicated)

Commodity	Unit	Commodity code ¹	Other index base	Index			Price
				Jan. 1983 ²	Apr. 1983 ²	May 1983 ²	May 1983
Preparations, proprietary (over counter)		0636		261.2	265.9	265.6	
Vitamins		01		206.9	209.2	205.3	
Adult multivitamins		0111 .99	06/81	110.9	112.7	110.1	
B-complex		0112 .99	06/81	101.5	101.1	101.1	
Other vitamins		0119 .99	06/81	109.3	109.1	108.0	
Cough and cold preparations		02		271.1	275.9	278.3	
Cough syrups, expectorants, drops, lozenges, etc.		0221 .99	06/81	112.8	114.1	114.5	
Cold tablets, capsules		0222 .99	06/81	122.9	125.9	125.9	
Decongestants		0223 .99	06/81	(?)	126.2	132.2	
Laxatives		03		285.3	299.3	303.3	
Laxatives		0301 .99	06/81	108.8	110.3	111.8	
Analgesics, internal		04		297.2	305.1	305.1	
Aspirin/aspirin-salicylate compounds		0411 .99	06/81	118.3	122.5	122.5	
Non-aspirin		0412 .99	06/81	120.9	120.8	120.8	
External analgesics and counterirritants		06		212.9	214.1	214.1	
External analgesics and counterirritants		0601 .99	06/81	102.6	103.2	103.2	
Antiseptics and antibacterials		07		238.1	239.0	239.0	
Antiseptics and antibacterials		0701 .99	06/81	113.7	114.1	114.1	
Antacids		08		246.8	249.0	249.7	
Liquids		0811 .99	06/81	113.1	113.1	113.1	
Other antacids		0819 .99	06/81	111.7	113.6	114.1	
Dermatologicals		09		114.5	116.6	116.6	
Other dermatologicals		0919 .99	06/81	116.3	116.1	116.1	
Miscellaneous proprietary preparations		99		110.5	114.5	113.6	
Hemorrhoidal preparations		9915 .99	06/81	110.1	115.1	115.1	
Other miscellaneous proprietary preparations		9999 .99	06/81	109.4	(?)	(?)	
Biological products		0637	06/80	109.9	112.4	112.4	
Blood & derivatives, human use		11	06/80	109.1	115.2	114.2	
Human blood serums		1102 .99	06/80	72.5	(?)	72.5	
Other blood derivatives		1104 .99	12/80	111.0	(?)	(?)	
Vaccines, toxoids, & antigens		12	06/80	119.3	119.8	125.3	
Antigens		1213 .99	06/80	120.7	120.7	134.9	
Diagnostics & other biologicals		14	06/80	111.2	112.9	111.7	
Diagnostic substances		1402 .99	12/80	104.9	106.1	(?)	
Allergenic products		1403 .99	06/80	125.9	128.4	128.4	
Biologicals for veterinary use		15					
Vaccines & viruses, vet. use		1514 .99	06/80	93.4	92.3	92.4	
Fats and oils, inedible		064		242.0	278.8	286.2	
Castor oil	lb.	0641					
Coconut oil	lb.	0101		237.4	237.4	255.6	\$0.490
Tallow, incl. inedible animal stearin		0111 .01		(?)	(?)	(?)	(?)
Grease, other than wool grease		0151 .99		278.1	321.0	329.4	
Grease, other than wool grease		0181 .99	12/82	100.9	121.2	125.1	
Agricultural chemicals and chemical prod		065		283.2	283.7	282.9	
Mixed fertilizers		0651		262.0	260.0	260.3	
Complete mixed fert., dry form		02	06/80	107.2	107.2	107.2	
Comp. mixed fert., dry, 5-10-15 NPK		0201 .99	06/80	114.9	111.8	111.8	
Comp. mixed fert., dry, 6-24-24 NPK		0211 .99	06/80	100.3	101.5	101.5	
Comp. mixed fert., dry, 10-10-10 NPK		0221 .99	06/80	112.6	112.5	112.4	
Comp. mixed fert., dry, 12-12-12 NPK		0231 .99	06/80	108.9	109.3	109.3	
Comp. mixed fert., dry, misc. NPK		0251 .99	06/80	107.5	107.5	107.5	
Complete mixed fert., liquid form		03					
Complete mixed fert., liquid form		0301 .99	06/80	110.3	102.0	104.6	
Incomp. mixed fert.		04	06/80	108.3	106.4	106.4	
Incomp. mixed fert., guar. P205 & K20 only		0411 .99	06/80	100.0	100.9	100.9	
Fertilizer materials		0652		230.9	231.0	230.2	
Nitrogenates		01		201.5	196.9	195.7	
Solid & solution nitrate		0111 .99		172.4	183.0	182.4	
Nitrogen solutions		0126 .99		107.0	112.2	110.9	
Urea		0136 .99		204.9	199.9	195.6	
Phosphates		02		275.9	276.5	275.9	
Phosphate rock, processed		0259 .99	12/82	99.1	97.3	97.3	
Triple superphosphates		0263 .99		282.4	296.4	290.6	
Ammonium phosphates		0265 .99	12/74	130.0	130.7	132.1	
Phosphoric acid, 52-54% APA		0267 .99	12/76	158.6	159.8	157.9	
Potash		03		242.7	269.1	269.0	
Potassium chloride (muriate) domestic		0371 .07		233.2	259.1	259.1	
Other agricultural chemicals		0653		459.2	462.7	460.7	
Nonhousehold insecticides		0101 .99	06/82	98.9	99.4	100.6	
Nonhousehold herbicides		0102 .99	06/82	96.9	98.8	98.6	
Nonhousehold fungicides		0103 .99	06/82	99.0	95.6	94.1	
Other nonhousehold pesticides		0104 .99	06/82	101.2	100.9	100.0	
Household pesticides		0105 .99	06/82	103.8	103.6	99.6	

See footnotes at end of table.

Table 6. Producer prices and price indexes for commodity groupings and individual items—Continued

(1967 = 100 unless otherwise indicated)

Commodity	Unit	Commodity code ¹	Other index base	Index			Price
				Jan. 1983 ²	Apr. 1983 ²	May 1983 ²	May 1983
Plastic resins and materials		066		283.8	284.7	285.4	
Thermoplastic resins		0662	12/80	102.4	103.0	103.4	
Low density polyethylene resins		03	12/80	89.8	92.2	92.2	
PE resin, low, film and sheeting		0301.99		204.9	215.4	215.4	
PE resin, low, all other uses		0303.99	12/80	(³)	99.5	(³)	
PE resin, high, blow molding		04					
PE resin, high, blow molding		0401.99	12/75	146.2	148.5	152.8	
PE resin, high, blow molding		05	12/80	115.0	111.8	109.3	
Polypropylene resins		05	12/80	115.0	111.8	109.3	
Polypropylene for injection molding		0501.99	12/75	(³)	166.1	158.4	
Polypropylene for fiber and filament		0502.99	12/75	137.0	136.1	135.1	
Styrene plastics materials		06	12/80	106.9	106.8	106.8	
Polystyrene resins, rubber modified		0602.99		299.6	287.8	(³)	
Polystyrene resins, rubber modified		07	12/80	99.7	99.1	100.3	
Vinyl and vinylidene resins		07	12/80	99.7	99.1	100.3	
Homopolymer resins excluding dispersion		0701.99		209.2	207.4	(³)	
Copolymer resins excluding dispersion		0702.99	12/75	129.5	130.8	137.0	
Other nonengineering thermoplastic resins		09					
Other nonengineering thermoplastic resins		0901.99	12/80	114.2	116.1	116.4	
Thermosetting resins		0663	12/80	109.0	108.6	108.4	
Epoxy resins		01					
Epoxy resins		0101.99	12/80	124.9	125.7	125.2	
Phenolic & tar acid resins		02	12/80	105.1	104.8	104.7	
Phenolic molding compounds		0201.99		249.6	245.8	245.7	
All other phenolic & tar acid resins		0202.99	12/75	150.1	(³)	149.8	
Polyester resins, unsaturated		03					
Polyester resins, unsaturated		0301.99	12/75	165.2	164.9	164.6	
Urea-formaldehyde resins		04					
Urea-formaldehyde resins		0401.99	12/75	148.4	(³)	148.5	
All other thermosetting resins		05					
All other thermosetting resins		0501.99	12/80	106.2	104.8	104.6	
Custom compounded purchased resins		0101.99	12/75	133.8	133.8	133.8	
Other chemicals and allied products		067		272.8	273.4	272.3	
Soap and synthetic detergents		0671		259.0	261.1	261.1	
Soaps		01		265.6	266.2	266.3	
Chips or flakes, laundry	lb.	0101.06		277.6	262.4	265.2	
Soap, cleansers	lb.	0111.06		250.0	253.5	(³)	
Toilet	lb.	0151.04		276.6	276.6	276.6	\$1.095
Synthetic detergents		02		256.0	258.6	258.6	
Heavy duty, powdered or granulated	lb.	0252.04		272.3	276.1	(³)	(³)
Light duty, powdered or granulated	lb.	0256.02		246.7	252.3	252.3	.727
Light duty, liquid	lb.	0258.06		226.6	226.6	226.6	.683
Cosmetics and other toilet preparations		0675		225.6	231.4	232.6	
Shaving preparations		02	06/80	134.1	128.7	131.2	
Shaving soap and cream		0201.99		282.5	285.0	263.1	
Aftershave preparations		0205.99	12/71	206.2	(³)	208.0	
Perfume, cologne & toilet water		03	06/80	119.4	125.6	130.5	
Perfume		0301.99		260.7	284.5	307.3	
Cologne and toilet water		0305.99		227.1	231.2	(³)	
Hair preparations		04	06/80	110.8	111.8	112.2	
Soap shampoo		0401.99		149.4	151.7	151.7	
Synthetic organic detergent shampoo		0405.99	06/80	100.9	100.9	99.7	
Hair tonics (inc. conditioners)		0411.99		243.4	252.6	252.7	
Hair dressings		0421.99	06/80	128.4	138.9	138.5	
Hair spray (aerosol)		0425.99	12/71	264.9	262.5	266.8	
Home and commercial permanents		0431.99		228.8	229.8	235.3	
Hair coloring		0441.99	06/80	109.0	108.1	108.1	
Other hair preparations		0451.99	06/80	124.0	(³)	124.0	
Creams		06	06/80	133.3	128.9	134.3	
Cleansing creams		0601.99		371.2	(³)	382.0	
Foundation creams		0602.99	06/80	119.8	119.8	119.8	
Lubricating creams		0603.99	06/80	148.2	133.2	148.3	
Other creams		0604.99	06/80	117.3	117.8	117.8	
Lotions and oils		07	06/80	121.7	122.1	118.8	
Suntan & sunscreen		0701.99	06/80	108.1	111.2	111.2	
Hand lotions		0704.99		181.4	181.4	167.7	
Other lotions and oils		0705.99	06/80	116.7	116.7	116.7	
Cosmetics		08	06/80	118.7	134.1	134.0	
Lip preparations		0801.99		183.8	207.5	207.1	
Blushes		0802.99	06/80	119.3	119.3	119.3	
Eye preparations		0803.99	12/71	140.7	162.7	162.7	
Deodorant		09	06/80	121.3	122.5	115.8	
Aerosol underarm deodorant		0901.99		226.3	(³)	212.4	
Cream, liquid and roll-on deodorant		0902.99	06/80	122.0	127.4	123.4	
Manicure preparations		11	06/80	98.1	105.2	102.9	
Nail lacquer and enamel		1101.99		156.8	172.6	167.6	
Powders		12	06/80	133.6	133.6	133.6	
Talcum powder		1201.99	06/80	(³)	133.8	133.8	

See footnotes at end of table.

Table 6. Producer prices and price indexes for commodity groupings and individual items—Continued

(1967 = 100 unless otherwise indicated)

Commodity	Unit	Commodity code ¹	Other index base	Index			Price
				Jan. 1983 ²	Apr. 1983 ²	May 1983 ²	May 1983
Cosmetics and other toilet preparations—Continued							
Face powder		0675		249.9	(³)	249.9	
Wet application powder		1202 .99	06/80	127.0	127.0	127.0	
Bath oils and salts		13					
Bath oils and salts		1301 .99	12/71	121.8	167.9	168.1	
Misc. chemical prod. and preparations							
Essential oils		0679		313.1	308.7	305.2	
Peppermint oil	lb.	01		238.3	210.1	208.9	\$10.000
Citronella oil	lb.	0101 .01		167.9	188.4	163.8	2.250
Lemon oil	lb.	0102		332.9	393.4	340.4	8.510
Orange oil	lb.	0103		(³)	159.1	193.4	.450
Lemongrass oil	lb.	0104 .01		85.8	85.8	70.2	4.500
Lavender oil	lb.	0105		460.2	268.2	254.1	9.250
Explosives		0106 .01		214.7	185.8	152.7	
Other blasting accessories		02		300.3	301.8	302.8	
ANFO, except slurry		0225 .99		294.3	313.5	(³)	
Water gel and slurries		0231 .99		261.0	262.7	262.2	
Industrial gases		0232 .99	12/80	124.5	(³)	126.1	
Acetylene		03	06/81	104.4	102.7	102.8	
Carbon dioxide		0301 .99	06/81	112.2	112.2	112.2	
Nitrogen		0302 .99	06/81	123.7	123.7	123.7	
Oxygen		0303 .99	06/81	105.3	98.7	98.8	
Other miscellaneous chemical products		0304 .99	06/81	99.8	99.8	99.8	
Gelatin, edible	lb.	09		324.1	320.6	314.5	2.000
Glue, animal hide	lb.	0905		217.3	230.3	217.3	.730
Dextrin, canary dark	100 lb.	0908 .02		291.6	270.8	253.4	26.000
Dextrin, white	100 lb.	0912		299.1	322.1	299.1	24.000
Rubber/phenolic resin adhesive	gal.	0913		281.2	297.5	281.2	
		0917 .02		343.4	347.9	347.9	
Rubber and plastic products							
Rubber and rubber products		07		242.9	242.2	242.9	
Crude rubber		071		269.6	269.2	269.2	
Natural rubber		0711		271.1	280.6	280.5	
Latex	lb.	01		222.7	282.3	273.0	
No. 1 ribbed smoked sheets	lb.	0101		254.2	297.3	286.2	.756-
No. 3 ribbed smoked sheets	lb.	0102		221.2	290.3	285.3	.568
Synthetic rubber		0103		221.8	288.5	277.0	.540
Polychloroprene		02		286.3	285.5	287.3	(³)
Styrene butadiene-solid		0212 .02		(³)	(³)	(³)	(³)
Styrene butadiene-latex		0219 .99	06/81	88.7	88.5	89.3	
Specialty elastomers		0221 .99	06/81	100.0	99.4	100.1	
Reclaimed rubber		0222 .99	06/81	108.5	108.0	108.4	
Whole tire reclaim	lb.	03		207.2	204.5	207.2	
0321 .06							
Tires, tubes, tread, & repair materials							
Tires		0712		255.2	246.6	246.5	
Passenger car pneumatic tires, bias-ply		01		253.1	244.7	244.8	
Passenger car pneumatic tires, bias-belted		0101 .99		241.8	237.1	237.1	
Passenger car pneumatic tires, radials		0102 .99	12/74	174.7	173.8	173.8	
Truck/bus tires, including off-highway		0103 .99	12/74	179.6	172.0	172.0	
Tractor/Implement tires		0105 .99		272.0	259.5	260.2	
Inner tubes		0111 .99		265.8	265.4	262.4	
Passenger car/motorcycle inner tubes		02		294.7	270.8	264.9	
Tread rubber, tire sundries, & repair matl		0221 .13		298.0	299.0	284.9	
Tread rubber, natural and synthetic		03	06/81	103.7	103.2	103.2	
Other tire sundries and repair materials, n.e.c.		0351 .99	06/81	104.0	103.4	(³)	
0353 .99			06/81	102.7	102.2	102.4	
Miscellaneous rubber products							
Footwear		0713		284.5	291.6	291.8	
Protective footwear		01		225.8	225.2	225.2	
Men's footwear, fabric upper		0107 .99	12/80	109.9	113.0	113.0	
Women's/misses' footwear, fabric upper		0135 .99	12/80	101.7	99.9	99.9	
Rubber heels and soles		0137 .99	12/80	103.4	103.1	103.1	
Soling slabs	slab	02		318.2	310.3	310.3	
Rubber soles, taps, men's	doz. pr.	0241 .03		324.8	310.8	310.8	8.818
Rubber soles, full, men's	100 pr.	0249 .08	12/75	177.9	177.9	177.9	
Rubber belts and belting		0251 .09		327.4	322.4	322.4	160.840
Conveyor and elevator		03		323.1	329.9	330.8	
Other miscellaneous rubber products		0361 .99		315.2	326.5	326.5	
Hose, long length, textile, nonhydraulic		04		292.7	302.6	302.7	
Hose, long length, wire, nonhydraulic		0453 .99	12/81	103.7	104.2	104.2	
Hose, machine made, wrapped		0454 .99	12/81	100.0	100.0	100.0	
Hose, braided or loomed, helical reinforced		0459 .99	12/81	107.6	107.6	107.6	
Rubber cement	5 gal. can	0463 .99	12/81	96.6	97.1	97.1	
Hose, hydraulic		0474 .07		325.6	325.6	325.6	23.489
Hose, mandrel made, textile, nonhydraulic		0481 .99	12/71	197.8	202.7	203.7	
All other rubber hose		0482 .99	12/81	100.0	100.0	100.0	
Rubber gloves, industrial	doz. pr.	0484 .99	12/81	101.0	102.3	102.4	
		0495 .04	12/72	209.8	206.9	206.9	

See footnotes at end of table.

Table 6. Producer prices and price indexes for commodity groupings and individual items—Continued

(1967 = 100 unless otherwise indicated)

Commodity	Unit	Commodity code ¹	Other index base	Index			Price
				Jan. 1983 ²	Apr. 1983 ²	May 1983 ²	May 1983
Miscellaneous rubber products—Continued							
Rubber roll covering		0713 05	06/79	128.8	128.8	128.8	
Graphic arts roll covering	ea.	0501	06/79	127.5	127.5	127.5	
Paper mill roll covering	ea.	0502 .01	06/79	132.2	132.2	132.2	
Steel mill roll covering	ea.	0503 .02	06/79	130.4	129.7	129.7	
Industrial roll covering	ea.	0504 .01	06/79	126.6	126.6	126.6	
Plastic products							
Plastic construction products							
Plumbing products		0721 0601 .99	12/69	151.1	146.9	149.1	
Other plastic construction products		0602 .99	06/78	104.2	99.0	101.4	
			06/78	117.9	120.8	121.1	
Unsupp. plastic film/sheet/other shapes							
Unsupported plastic film, sheeting and other shapes		0722 0501 .99	12/70	216.3	212.3	215.8	
			12/82	100.3	99.0	100.1	
Laminated plastic sheets, rods, and tube							
Laminated plastic sheets		0723 0401 .99	12/70	181.8	179.0	178.7	
			12/82	100.6	98.9	98.9	
Plastic packaging							
Plastic packaging		0725 0201 .99	06/78	138.1	138.9	138.7	
			12/82	100.0	100.4	100.4	
Plastic parts and components for mfg.							
Parts for transportation equip.		0726 01	06/78	136.4	138.5	138.4	
Parts for transportation equipment		0105 .99	12/82	129.5	130.4	130.6	
Other parts and components for mfg.		02	06/78	99.8	100.6	100.7	
Other parts and components for manufacturing		0205 .99	12/82	141.3	144.1	143.9	
Dinnerware, tableware, kitchenware, except cups		0201 .99	12/82	100.4	102.0	102.2	
				(³)	101.1	101.1	
Consumer, institut., & comm. prod., nec.							
Consumer, institutional & commercial products, nec		0728 0201 .99	06/78	129.5	130.0	129.9	
			12/82	98.9	99.0	99.2	
Other plastic products							
Plastic furniture components and furnishings		0729 0101 .99	12/82	101.1	101.7	101.7	
			12/82	99.3	100.3	100.3	
Lumber and wood products							
Lumber							
Softwood lumber							
Douglas fir, dressed		0811 01		341.2	374.3	381.2	
Boards under 2" thick		0125 .99	12/80	312.1	375.5	390.0	
2" lumber		0126 .99	12/80	78.3	104.2	105.4	
Timbers & lumber over 2" thick		0127 .99	12/80	93.5	108.5	114.6	
Southern pine, dressed		02		84.2	95.7	95.1	
Boards under 2" thick		0245 .99	12/80	303.0	320.3	325.5	
2" lumber		0246 .99	12/80	102.3	105.5	105.8	
Timbers & lumber over 2" thick		0247 .99	12/80	105.5	113.4	116.2	
Other softwood, dressed		03		88.8	90.8	90.8	
Boards, ponderosa pine		0301 .99	12/80	377.8	403.1	409.8	
Boards, western red cedar		0303 .99	12/80	96.8	103.5	100.2	
Boards, misc. western species		0308 .99	12/80	109.1	114.6	116.0	
Boards, misc. eastern species		0309 .99	12/80	89.1	92.4	84.6	
2" lumber, white fir		0314 .99	12/80	103.8	107.2	108.1	
2" lumber, western hemlock		0315 .99	12/80	97.3	112.1	114.3	
2" lumber, redwood		0316 .99	12/80	108.9	113.7	115.6	
2" lumber, misc. western species		0319 .99	12/80	108.0	113.7	(³)	
Rough softwood lumber		04	12/80	92.0	104.0	106.8	
Boards, western species		0402 .99	12/80	91.1	98.1	98.6	
2" lumber, eastern species		0403 .99	12/80	93.9	100.8	100.9	
2" lumber, western species		0404 .99	12/80	92.3	104.0	(³)	
Over 2" lumber, eastern species		0405 .99	12/80	85.0	90.7	(³)	
Over 2" lumber, western species		0406 .99	12/80	99.3	99.6	99.0	
Flooring, siding, and cut stock		05	12/80	88.3	101.8	106.1	
Woodsiding		0502 .99	12/80	93.0	109.2	109.7	
				106.1	112.3	114.1	
Hardwood lumber							
Hardwood lumber, rough		0812 01	12/80	267.2	271.0	268.2	
Oak		0107 .99	12/80	106.8	111.0	115.1	
Gum		0109 .99	12/80	113.6	119.0	124.3	
Poplar		0133 .99	12/80	93.6	94.6	95.1	
Other miscellaneous species		0197 .99	12/80	92.4	92.6	96.1	
Dressed hardwood lumber		02	12/80	97.8	98.5	98.9	
Other misc. hardwood species		0202 .99	12/80	107.6	108.0	108.2	
Hardwood dimension		03	12/80	97.8	98.5	98.9	
Dimension stock, rough or unfinished	unit	0301	12/67	108.1	107.9	102.8	
Dimension stock, fully machined	unit	0302	12/67	237.3	235.0	238.2	
Dimension stock, partially machined	unit	0303 .01	12/67	261.2	261.2	228.0	
				287.8	287.8	298.0	
Millwork							
		082		293.7	302.7	298.8	

See footnotes at end of table.

Table 6. Producer prices and price indexes for commodity groupings and individual items—Continued

(1967 = 100 unless otherwise indicated)

Commodity	Unit	Commodity code ¹	Other index base	Index			Price
				Jan. 1983 ²	Apr. 1983 ²	May 1983 ²	May 1983
General millwork		0821		310.9	319.7	314.2	
Cabinet,kitchen	ea.	0101 .07		210.7	210.7	198.4	\$63.414
Door, Doug. fir, ext. selected grade	ea.	0111 .06		425.6	425.6	440.1	73.990
Door,Ponderosa pine,exterior	ea.	0131 .16		459.6	509.8	516.2	81.807
Door, interior	ea.	0141 .11		441.4	480.8	484.7	55.441
Door, flush type, premium grade	ea.	0147 .05		269.6	(³)	(³)	
Window unit,Ponderosa pine	ea.	0172 .11		312.7	325.8	(³)	
Moulding, Ponderosa pine	100 ft.	0182 .06		488.3	501.3	486.0	22.011
Prefabricated structural members		0822		238.4	247.2	247.5	
Roof trusses		0101 .99		302.2	323.0	323.6	
Floor trusses		0102 .99	06/81	106.6	111.1	111.3	
Glued-laminated lumber		0103 .99	06/81	90.8	91.1	91.1	
Other fabricated structural wood products		0106 .99	06/81	105.9	109.3	109.2	
Plywood		083		235.3	239.3	240.9	
Softwood plywood		0831		297.2	304.4	306.6	
Western		01		292.0	302.3	304.0	
Cdx		0111 .99	12/80	82.7	81.7	81.8	
Other unsanded		0112 .99	12/80	93.8	(³)	(³)	
A-C, exterior		0115 .99	12/80	77.8	84.7	87.3	
Other sanded		0116 .99	12/80	83.3	90.0	(³)	
Southern		02	12/68	158.4	158.7	160.5	
Cdx		0201 .99	12/80	94.0	92.6	93.5	
Other unsanded		0203 .99	12/80	89.4	87.9	89.0	
Specialty softwood plywood		03					
Specialty softwood plywood		0301 .99	12/80	92.9	93.9	93.3	
Hardwood plywood		0832		175.0	176.6	177.7	
Birch,Standard panel	m sq. ft.	0102 .08		166.8	168.7	170.0	
Softwood plywood veneer		0833		185.4	185.9	186.9	
Softwood plywood veneer		0111 .99	12/80	73.9	74.0	74.4	
Other wood products		084		232.0	230.8	231.1	
Pallets		0841					
Wooden pallets ⁴	ea.	0111 .04		179.2	181.5	183.3	
Boxes		0842		263.4	264.7	264.7	
Wirebound, fruit and vegetable	per 100	0122 .06	12/67	270.6	275.7	275.7	
Wirebound, industrial	ea.	0123 .06	12/67	319.2	319.2	319.2	
Other sawmill & planing mill products		0849					
Wood chips		0101 .99	12/80	95.6	93.7	93.6	
Railway and mine ties		0102 .99	12/80	92.6	90.3	90.1	
Logs, bolts, timber and pulpwood			12/80	96.5	97.7	(³)	
Logs, bolts, timber and pulpwood		085	12/81	91.9	89.7	89.3	
Logs, bolts, timber and pulpwood		0851					
Softwood logs, bolts and timber		01	12/81	90.7	88.3	87.9	
Douglas fir logs, bolts and timber		0101 .99	12/81	82.7	73.7	74.6	
Softwood logs etc., exc. Douglas fir		0102 .99	12/81	95.1	96.5	95.3	
Hardwood logs, bolts and timber		02					
Hardwood logs, bolts and timber		0201 .99	12/81	102.9	102.9	102.9	
Pulpwood		03	12/81	93.2	90.6	91.0	
Softwood pulpwood		0301 .99	12/81	89.5	(³)	86.2	
Hardwood pulpwood		0302 .99	12/81	101.6	101.6	101.6	
Pulp, paper, and allied products		09		293.6	295.1	295.7	
Pulp, paper, and prod., ex. bldg. paper		091		268.8	268.8	269.1	
Woodpulp		0911		346.6	344.5	345.8	
Paper-making woodpulp		02	12/73	227.5	226.4	227.5	
Bleached sulfate, softwood		0211 .99		333.7	329.6	334.8	
Bleached sulfate		0221 .99		337.8	338.1	329.3	
Special alpha and dissolving woodpulp		03	12/73	247.5	245.2	245.2	
Special alpha and dissolving woodpulp		0311 .99	12/82	100.4	99.5	99.5	
Other pulp, including pulpmill byproducts		04	12/82	100.1	98.4	99.9	
Other pulp, including pulpmill byproducts		0411 .99	12/82	100.1	98.4	99.9	
Wastepaper		0912		116.0	116.0	116.0	
No.1 news		01					
No. 1 news,avg. of 5 markets	ton	0102		(³)	(³)	(³)	(³)
No.1 mixed		02					
No. 1 mixed,avg. of 5 markets	ton	0205		(³)	(³)	(³)	(³)
Old corrugated boxes		03					
Old corrugated boxes,avg. of 5 markets	ton	0311		(³)	(³)	(³)	(³)
.009 semi-chemical kraft clippings		04					

See footnotes at end of table.

Table 6. Producer prices and price indexes for commodity groupings and individual items—Continued

(1967 = 100 unless otherwise indicated)

Commodity	Unit	Commodity code ¹	Other index base	Index			Price
				Jan. 1983 ²	Apr. 1983 ²	May 1983 ²	May 1983
Wastepaper—Continued		0912					
Semi-chemical kraft clippings	ton	0415 .01		(³)	(³)	(³)	(³)
.009 mixed kraft clippings		05					
Mixed kraft clippings	ton	0521 .01		(³)	(³)	(³)	(³)
White news blanks		06					
White news blanks, avg. of 4 markets	ton	0625 .01		(³)	(³)	(³)	(³)
Paper		0913					
Paper, exc newsprint & packaging paper		01		279.3	278.7	279.1	
Publication and printing paper, uncoated		0111 .99	12/73	226.7	223.9	223.9	
Body stock for coating		0112 .99	06/81	108.2	107.9	107.9	
Printing paper, coated two sides, no. 3 grade		0113 .99	12/73	203.5	203.0	203.0	
Printing paper, coated two sides, no. 5 grade		0115 .99	12/73	238.4	223.5	223.5	
Printing paper, coated two sides, other grades		0116 .99	06/81	103.9	103.9	103.9	
Printing paper, coated one side		0117 .99	06/81	109.6	111.0	111.0	
Book paper, no. 3, uncoated		0122 .99		265.6	265.8	266.1	
Other book printing paper, uncoated		0123 .99	06/81	102.2	102.2	101.1	
Unwatermarked bond, no. 4 grade		0131 .99		223.0	223.2	223.2	
Form bond, 12 lb.		0133 .99	12/73	189.5	193.9	198.7	
Form bond, 15 lb.		0134 .99	12/75	142.8	142.8	148.3	
Other form bond		0135 .99	06/81	101.4	101.4	101.4	
Other bond, except form bond		0136 .99	06/81	100.2	(³)	100.8	
Other chemical woodpulp writing paper		0137 .99	06/81	90.0	89.8	91.7	
Bond, 25% cotton fiber content		0141 .99		261.2	261.2	261.2	
Thin paper		0142 .99	06/81	109.4	107.1	107.1	
Cover text		0148 .99	06/81	106.2	106.2	106.2	
Uncoated body stock		0149 .99	06/81	93.6	93.6	93.6	
Newsprint		02					
Standard newsprint		0291 .99		299.1	299.1	299.1	
Packaging and industrial converting paper		03	06/81	98.0	97.6	97.5	
Wrapping paper, except unbleached kraft		0302 .99		315.5	(³)	315.5	
Shipping sack paper, unbleached kraft		0304 .99	12/73	220.7	(³)	(³)	
Bag & sack, except shipping sack, unbleached kraft		0307 .99	12/73	201.8	201.8	201.8	
Bag & sack, exc. shipping sack, ex. unbleached kraft		0308 .99	06/81	100.8	100.3	100.3	
Other converting 18lbs. and over, unbleached kraft		0311 .99	06/81	96.0	95.0	95.3	
Other converting 18lbs. & over, ex. unbleached kraft		0312 .99	06/81	100.0	99.6	99.6	
Glassine, greaseproof, and vegetable parchment		0314 .99	06/81	105.8	105.3	105.3	
Oil, waxed, and wax-laminated paper, printed or not		0315 .99	12/82	100.0	97.6	97.7	
Laminated or coated rolls and sheets, except waxed		0316 .99	12/82	100.5	100.1	100.2	
Special industrial paper		04	06/81	102.5	102.3	102.3	
Special industrial paper		0401 .99	06/81	102.5	102.3	102.3	
Other coated paper, ex. packaging and waxe		05	12/82	100.4	102.2	102.3	
Other coated paper, except packaging and waxed		0501 .99	12/82	100.4	102.2	102.3	
Paperboard		0914					
Cor. paperboard in sheets & rolls		05		243.3	248.4	248.9	
Cor. paperboard in sheets & rolls		0551 .99	06/80	103.4	103.7	103.7	
Paperboard, ex. corrugated paperboard		11	12/82	99.8	102.0	102.3	
Unbleached linerboard		1101 .99	12/82	99.8	104.2	104.5	
Other unbleached kraft pkg. & ind. conv. paperboard		1102 .99	12/82	100.2	101.3	101.1	
Bleached pkg. & ind. converting paperboard		1103 .99	12/82	100.0	100.0	100.2	
Semichemical paperboard		1104 .99	12/82	99.6	102.2	102.7	
Recycled paperboard		1105 .99	12/82	99.5	99.9	100.0	
Converted paper and paperboard products		0915					
Sanitary papers and health products		01		265.0	264.5	264.5	
Toilet tissue	case	0101 .12		362.5	363.9	362.4	
Towels	case	0105 .11		(³)	(³)	344.8	\$20.995
Napkins, industrial	per 1000	0107 .12		381.6	(³)	371.7	
Napkins, household	per 100	0109 .11		382.3	(³)	(³)	
Paper bags and shipping sacks		02		380.9	369.8	368.4	
Grocery bags	per 1000	0213 .04		259.4	259.6	259.6	
Paper boxes and containers		03		227.6	(³)	228.0	11.565
Shirt box	per 1000	0321 .05		248.3	246.7	247.1	
Cor. shp. cont. for food & beverages		0323 .99		275.5	275.5	275.5	
Ice cream carton	per 1000	0327 .03		241.9	239.6	240.0	
Milk carton, 1/2 gallon	per 1000	0329 .03		281.0	281.0	281.0	
Paper cups, hot	per 1000	0333 .03		275.8	295.2	295.2	
Fiber drums	per 100	0337 .01		220.0	220.0	220.0	
Cor. shp. cont. for paper & allied		0341 .99	06/80	329.6	329.6	329.6	
Cor. shp. cont. for glass, clay, stone		0342 .99	06/80	102.3	100.4	100.6	
Cor. shp. cont. for metal products ex. elec.		0343 .99	06/80	107.1	105.3	106.0	
Cor. shp. cont. for electrical products		0344 .99	06/80	114.1	111.5	112.0	
Cor. shp. cont. for all other end uses		0345 .99	06/80	106.2	105.2	105.2	
Packaging accessories		04		107.7	105.4	105.6	
Gummed sealing tape		0431 .99		262.6	261.2	262.5	
Cor. & solid fiber pallets, pads, & part.		0441 .99	06/80	266.4	264.7	266.0	
Office supplies and accessories		06		102.7	102.4	102.8	
File folders	per 1000	0645		226.8	226.8	226.8	
Adding machine rolls	case	0649 .02		258.2	258.2	258.2	
Composite cans		07		286.1	286.1	286.1	
				312.0	316.0	316.0	

See footnotes at end of table.

Table 6. Producer prices and price indexes for commodity groupings and individual items—Continued

(1967 = 100 unless otherwise indicated)

Commodity	Unit	Commodity code ¹	Other index base	Index			Price
				Jan. 1983 ²	Apr. 1983 ²	May 1983 ²	May 1983
Pressure sensitive products		0916	12/82	100.3	101.0	101.0	
Pressure sensitive products		0101 .99	12/82	100.3	101.0	101.0	
Building paper and board		092		241.1	246.1	249.3	
Insulation board		0921		260.9	256.7	259.4	
1/2 inch	m sq. ft.	0103 .05		275.7	269.8	274.5	\$91.120
Hardboard and particleboard		0922		219.3	225.9	229.1	
Hardboard, type 11, 1/8 inch	m sq. ft.	0101 .04		231.3	234.4	234.4	140.683
Particleboard, platen-type (mat-formed)		0123 .99	12/82	100.0	103.7	106.7	
Publications, printed matter & printing		093	12/80	123.6	124.6	124.9	
Newspapers		0931	12/80	129.2	130.8	131.0	
Circulation		01	12/80	123.8	125.6	126.0	
Subscriptions, through intermediary		0111 .99	12/80	127.3	130.1	130.1	
Single-copy sales, through intermediary		0121 .99	12/80	(?)	112.8	113.9	
Single-copy sales, direct to reader		0122 .99	12/80	124.4	124.4	124.4	
Advertising		02	12/80	131.0	132.5	132.6	
Classified advertising		0211 .99	12/80	136.5	139.0	139.5	
Commercial advertising, national		0221 .99	12/80	149.3	149.3	149.3	
Commercial advertising, other		0222 .99	12/80	126.5	127.8	127.8	
Periodicals		0932	12/80	125.7	127.2	127.6	
Circulation		01	12/80	123.7	124.4	125.3	
General farm periodicals		0111 .99	12/80	119.3	119.3	123.6	
Industrial periodicals		0121 .99	12/80	127.5	(?)	(?)	
Professional periodicals		0123 .99	12/80	121.9	123.1	123.1	
Women's periodicals subscriptions		0131 .99	12/80	133.0	133.0	133.0	
Women's periodicals, single-copy sales		0132 .99	12/80	125.0	(?)	(?)	
General interest periodicals, subscriptions		0133 .99	12/80	121.4	123.5	126.2	
General interest periodicals, single-copy sales		0134 .99	12/80	119.7	119.7	119.7	
Religious periodicals		0141 .99	12/80	123.4	126.8	125.8	
Advertising		02	12/80	127.3	129.4	129.4	
General farm periodicals		0211 .99	12/80	122.4	123.0	123.0	
Industrial periodicals		0221 .99	12/80	124.5	(?)	(?)	
Merchandising periodicals		0222 .99	12/80	123.4	(?)	123.8	
Professional periodicals		0223 .99	12/80	119.8	(?)	121.6	
Women's periodicals		0231 .99	12/80	123.5	131.6	131.6	
General interest periodicals		0233 .99	12/80	132.9	132.9	133.3	
Religious periodicals		0241 .99	12/80	116.1	116.1	116.1	
Books		0933	12/80	117.7	118.5	119.2	
Textbooks		01	12/80	121.6	121.7	123.5	
Elementary, hardbound		0111 .99	12/80	121.3	121.5	121.5	
Elementary, paperbound		0112 .99	12/80	110.4	110.4	110.4	
High school, hardbound		0113 .99	12/80	123.2	123.2	123.2	
College, hardbound		0115 .99	12/80	125.2	125.4	128.2	
College, paperbound		0116 .99	12/80	119.8	(?)	128.6	
Workbooks		0117 .99	12/80	120.9	121.4	123.7	
Technical, scientific & professional books		02	12/80	117.7	116.3	116.8	
Medical books, hardbound		0213 .99	12/80	116.4	118.7	121.9	
Medical books, paperbound		0214 .99	12/80	113.8	113.8	(?)	
Business books, hardbound		0215 .99	12/80	100.6	100.6	100.6	
Other, hardbound		0217 .99	12/80	125.2	125.2	125.2	
Religious books		03	12/80	124.3	124.3	124.3	
Other, paperbound		0315 .99	12/80	(?)	127.9	127.9	
General books		04	12/80	111.7	114.3	114.6	
Adult trade, hardbound		0411 .99	12/80	105.3	105.3	105.3	
Adult trade, paperbound		0412 .99	12/80	117.6	120.8	120.2	
Mass market paperbacks		0414 .99	12/80	116.1	116.6	121.2	
Juvenile books		0415 .99	12/80	98.5	110.4	110.4	
General reference books		05	12/80	126.5	126.1	126.1	
Subscription encyclopedias		0511 .99	12/80	124.3	123.8	123.8	
Other, including atlases		0514 .99	12/80	150.4	150.4	150.4	
Commercial printing		0937	06/82	101.0	101.3	101.5	
Magazine and periodical printing		01					
Lithographic		0102 .99	06/82	100.4	100.7	101.0	
Labels for packaging, rolls and sheets		02	06/82	99.9	100.7	100.9	
Letterpress		0201 .99	06/82	100.0	100.7	100.9	
Lithographic		0202 .99	06/82	99.1	100.8	100.8	
Gravure		0203 .99	06/82	100.8	100.5	101.2	
Catalog and directory printing		03	06/82	100.8	101.3	101.5	
Lithographic		0302 .99	06/82	100.8	101.2	101.4	
Financial and legal printing		04	06/82	101.5	101.7	101.7	
Lithographic		0402 .99	06/82	102.6	103.1	103.0	
Advertising printing		05	06/82	101.2	101.5	101.6	
Letterpress		0501 .99	06/82	99.9	99.9	100.0	
Lithographic		0502 .99	06/82	101.5	101.9	102.0	

See footnotes at end of table.

Table 6. Producer prices and price indexes for commodity groupings and individual items—Continued

(1967 = 100 unless otherwise indicated)

Commodity	Unit	Commodity code ¹	Other index base	Index			Price
				Jan. 1983 ²	Apr. 1983 ²	May 1983 ²	May 1983
Commercial printing—Continued		0937					
Other general job printing		06	06/82	102.3	101.9	102.1	
Letterpress		0601.99	06/82	103.7	103.2	103.5	
Lithographic		0602.99	06/82	101.3	100.9	101.2	
Gravure		0603.99	06/82	101.2	101.2	101.2	
Commercial printing, n. e. c.		07	06/82	100.1	101.2	101.3	
Screen printing, excluding textiles		0701.99	06/82	100.1	101.4	101.4	
Gravure plates and cylinders		0702.99	06/82	100.1	99.7	99.7	
Metals and metal products		10		300.3	305.3	306.7	
Iron and steel		101		333.3	341.7	341.1	
Iron ore		1011		282.1	282.1	282.1	
Mesabi, regular-unscreened	gr. ton	0106		308.4	308.4	308.4	\$32.530
Pellets	iron unit	0117	12/69	332.2	332.2	332.2	.837
Iron and steel scrap		1012		202.6	248.7	240.3	
No. 1 heavy melting		01		211.2	262.6	244.9	60.001
Pittsburgh	gr. ton	0101.01		231.8	285.6	250.3	67.500
Chicago	gr. ton	0102.01		197.2	265.4	233.1	65.000
Philadelphia	gr. ton	0103.01		215.0	222.2	236.5	66.000
Detroit	gr. ton	0104	06/77	86.0	118.0	104.0	52.000
Birmingham	gr. ton	0105.01		222.6	274.1	274.1	66.500
Houston	gr. ton	0106	06/77	82.4	119.1	116.0	76.000
Los Angeles	gr. ton	0107.01		170.7	193.8	196.9	64.000
No. 2 heavy melting		02		210.2	275.2	253.7	58.760
Pittsburgh	gr. ton	0211.01		200.8	268.4	240.6	60.500
Chicago	gr. ton	0212.01		204.8	280.1	246.7	59.000
Philadelphia	gr. ton	0213.01		207.4	263.5	254.9	59.000
Birmingham	gr. ton	0215.02		253.2	286.9	286.9	59.500
Houston	gr. ton	0216	06/77	71.5	120.3	107.3	66.000
Los Angeles	gr. ton	0217.01		185.2	202.4	206.2	54.000
No. 2 bundles		03		214.8	256.0	232.0	43.530
Pittsburgh	gr. ton	0321.01		214.7	223.7	190.1	42.500
Chicago	gr. ton	0322.01		245.3	300.4	270.0	50.646
Philadelphia	gr. ton	0323.01		226.4	266.6	256.6	51.000
Detroit	gr. ton	0324	06/77	118.8	153.6	133.3	46.000
Birmingham	gr. ton	0325.01		213.9	304.7	304.7	47.000
Houston	gr. ton	0326	06/77	72.7	103.0	99.0	49.000
Los Angeles	gr. ton	0327.02		49.4	65.9	65.9	12.000
Melting, r. r. no. 1		04		209.7	261.7	243.9	69.021
Pittsburgh	gr. ton	0431.01		193.6	238.6	210.7	68.000
Chicago	gr. ton	0432.01		199.2	276.1	258.6	74.000
Birmingham	gr. ton	0435.01		217.3	269.7	269.7	67.000
Houston	gr. ton	0436	06/77	108.4	108.4	108.4	71.000
No. 1 cupola cast iron		05		178.4	193.5	196.5	68.948
Pittsburgh	gr. ton	0541	06/77	88.7	97.2	95.8	68.000
Philadelphia	gr. ton	0543	06/77	88.5	88.5	98.4	60.000
Detroit	gr. ton	0544	06/77	68.2	78.9	76.6	67.000
Birmingham	gr. ton	0545	06/77	88.3	99.4	104.3	84.500
Houston	gr. ton	0546	06/77	89.4	100.4	99.1	79.754
Los Angeles	gr. ton	0547	06/77	113.0	116.4	113.0	82.500
No. 1 bundles		06		218.5	278.0	262.7	72.042
Pittsburgh	gr. ton	0651.01		224.0	278.0	260.0	79.500
Chicago	gr. ton	0652.01		220.6	289.5	268.8	78.000
Philadelphia	gr. ton	0653.01		217.5	249.9	237.0	73.000
Detroit	gr. ton	0654	06/77	87.7	143.9	131.6	75.000
Birmingham	gr. ton	0655.01		232.0	282.2	282.2	67.500
Houston	gr. ton	0656	06/77	85.5	108.4	105.3	69.000
Los Angeles	gr. ton	0657.01		171.3	197.7	191.1	55.524
Stainless bundles		07		154.7	201.5	216.5	540.914
Pittsburgh	gr. ton	0761.01		152.1	214.8	228.1	600.000
Chicago	gr. ton	0762.01		144.1	186.9	200.5	515.000
Detroit	gr. ton	0764	06/77	90.5	95.3	106.3	505.000
Foundry and forge shop products		1015		346.8	352.1	352.3	
Pressure & soil pipe and fittings, cast ir		02	12/80	102.5	102.5	103.0	
Soil pipe & fittings, gray & ductile iron		0235.99	12/80	101.7	101.7	102.4	
Pressure pipe and fittings, ductile iron		0237.99	12/80	102.3	101.8	101.4	
Pressure pipe and fittings, gray iron		0239.99	12/80	103.2	103.6	104.3	
Motor vehicle castings, gray & ductile iron		03	12/80	107.8	115.0	115.0	
Castings for passenger cars, gray iron		0321.99	12/80	103.2	114.2	114.2	
Castings for other motor vehicles, gray iron		0322.99	12/80	117.6	118.3	118.1	
Castings for passenger cars, ductile iron		0323.99	12/80	117.6	118.9	118.9	
Gray & ductile iron castings, other		04	12/80	110.4	110.6	110.6	
Molds & stools for heavy steel ingots		0423.99	12/67	393.1	393.1	393.1	
Castings for construction & utility use		0425.99	12/80	109.1	110.0	110.0	
Ductile iron castings, other		0427.99	12/80	110.4	110.4	110.4	
Gray iron castings, other		0429.99	12/80	111.2	111.4	111.6	
Malleable iron foundries		05	06/81	105.6	105.7	106.3	

See footnotes at end of table.

Table 6. Producer prices and price indexes for commodity groupings and individual items—Continued

(1967 = 100 unless otherwise indicated)

Commodity	Unit	Commodity code ¹	Other index base	Index			Price
				Jan. 1983 ²	Apr. 1983 ²	May 1983 ²	May 1983
Foundry and forge shop products—Continued							
Standard malleable iron castings		1015 0511 .99	06/81	105.6	106.2	107.0	
Steel investment foundries		06	06/81	113.3	114.8	114.9	
Carbon and low alloy steel investment castings		0614 .99	06/81	110.6	112.0	112.1	
High alloy steel investment castings		0621 .99	06/81	114.2	(³)	(³)	
Other steel foundries, carbon steel castings		07	06/81	104.7	104.8	104.6	
Railroad wheels and specialties		0712 .99	06/81	94.8	92.3	91.9	
All other carbon steel castings		0736 .99	06/81	107.5	107.9	107.9	
Other steel foundries, high alloy steel cast		08	06/81	103.4	103.9	103.9	
All other high alloy steel castings		0818 .99	06/81	103.9	104.5	104.5	
Other steel foundries, low alloy steel cast		09	06/81	106.8	107.7	107.7	
All other low alloy steel castings		0917 .99	06/81	106.8	107.7	107.7	
Open die or smith forgings, ferrous		12	06/82	96.5	96.5	96.5	
Alloy steel, excluding stainless and hi-temp		1263 .99	06/82	98.0	98.1	98.1	
Other forge shop products		13	06/82	99.9	99.7	99.7	
Closed die forgings, carbon steel		1351 .34		399.6	397.9	397.9	
Blast and electric furnace products							
Blast furnace products		1016 02	06/82	316.6	311.9	308.8	
Pig iron		0291 .99	06/82	100.4	99.5	100.4	
Electric furnace products		03	06/82	100.5	99.4	100.5	
				100.9	99.1	97.3	
Steel mill products⁷							
Semifinished steel mill products		1017 02	06/82	343.7	350.1	350.0	
Semifinished steel mill products		0299 .99		99.5	99.9	99.8	
Hot rolled sheet and strip, incl. tin mill		03	06/82	368.6	369.9	369.7	
Hot rolled bars, plates, & structural shap		04	06/82	101.2	104.7	104.4	
Steel wire		05	06/82	95.8	97.4	97.6	
Plain wire, carbon steel		0511 .99		99.0	98.9	98.9	
Galvanized wire, carbon steel		0515 .99	06/82	362.5	361.8	361.9	
Other coated wire, carbon steel		0519 .99	06/82	98.9	98.9	98.9	
Wire, stainless steel		0551 .99	06/82	99.5	99.6	(³)	
Steel pipe and tubes		06	06/82	97.4	96.8	96.8	
Standard pipe, carbon		0611 .99	06/82	94.0	91.9	92.3	
Line pipe, carbon		0612 .99		86.9	86.9	88.4	
Casing (OCTG), carbon		0614 .99		415.5	398.2	404.5	
Tubing (OCTG), carbon		0615 .99	06/82	433.8	408.8	407.9	
Pressure tubing, seamless, carbon		0621 .99	06/82	86.8	76.4	(³)	
Pressure tubing, welded, carbon		0622 .99	06/82	89.9	87.4	87.4	
Mechanical tubing, seamless, carbon		0623 .99	06/82	94.5	97.0	97.0	
Mechanical tubing, welded, carbon		0624 .99		432.8	432.8	432.8	
Structural pipe and tubing, carbon		0627 .99	06/82	284.9	278.3	278.9	
Casing (OCTG), alloy		0634 .99		99.8	99.8	97.6	
Tubing (OCTG), alloy		0635 .99	06/82	525.2	479.1	479.1	
Mechanical tubing, alloy		0645 .99	06/82	93.5	93.5	93.5	
Pressure tubing, welded, stainless		0662 .99	06/82	97.9	97.9	97.9	
Mechanical tubing, welded, stainless		0664 .99		98.3	96.4	96.4	
Other pipe and tubing, incl. std. pipe, stainless		0669 .99	06/82	(³)	213.2	213.2	
Cold rolled sheets and strip		07	06/82	104.6	(³)	(³)	
Sheets, c.r., carbon		0711 .99		99.4	103.8	103.8	
Strip, c.r., carbon		0715 .99		342.9	(³)	361.1	
Sheets and strip, c.r., alloy		0733 .99	06/82	348.4	362.3	363.6	
Sheets, c.r., stainless		0751 .99		100.0	102.8	102.8	
Strip, c.r., stainless		0755 .99		224.4	221.7	221.7	
Cold finished bars		08	06/82	233.2	233.2	233.2	
Bars, c.f., carbon		0811 .99		99.7	98.9	98.5	
Bars, c.f., alloy		0831 .99		335.6	333.3	332.3	
Bars, c.f., stainless, 300 series		0852 .99		339.2	(³)	327.6	
Other steel mill products		09	06/82	283.5	283.1	283.1	
Nonferrous metals							
Primary nonferrous metals		1022 01		267.0	271.7	277.9	
Primary nonferrous metals, except precious		01		301.2	300.2	310.8	
Aluminum paste pigment	lb.	0109 .01		247.6	252.6	257.7	
Primary aluminum ingot, unalloyed		0117 .99	12/80	316.9	303.7	303.7	\$1.378
Primary aluminum ingot, alloyed		0118 .99	12/80	92.7	93.2	94.7	
Primary aluminum, other types, except extrusion bill		0119 .99	12/80	91.8	91.2	94.6	
Aluminum extrusion billet		0121 .99	12/80	98.2	90.2	89.8	
Cobalt	lb.	0122		88.9	92.0	94.3	
Domestic copper cathode		0123 .99		675.7	675.7	675.7	12.500
Tin, pig, grade A	lb.	0126 .01		188.7	201.0	207.5	
Lead, pig, common	lb.	0127		365.4	428.3	416.9	6.230
Nickel, cathode sheets	lb.	0128		160.7	157.1	153.6	.215
Zinc, slab, prime Western	lb.	0132		376.1	376.1	376.1	3.290
Zinc, slab, special high grade	lb.	0133		281.3	267.3	281.2	.404
Antimony	lb.	0136		270.7	257.4	270.7	.405
Mercury, 76 lb. flask	flask	0146 .01		272.1	265.2	266.6	.955
Magnesium, pig ingot	lb.	0151		73.6	65.6	64.6	322.500
Titanium sponge	lb.	0156 .02		372.7	372.7	372.7	1.340
Precious metals		02		400.7	400.7	400.7	5.550
				805.4	741.1	808.2	

See footnotes at end of table.

Table 6. Producer prices and price indexes for commodity groupings and individual items—Continued

(1967 = 100 unless otherwise indicated)

Commodity	Unit	Commodity code ¹	Other index base	Index			Price
				Jan. 1983 ²	Apr. 1983 ²	May 1983 ²	May 1983
Primary nonferrous metals—Continued							
Gold, refined	tr. oz.	1022 0271		1384.3	1236.5	1267.9	\$443.750
Silver, bar, refined, .999 fine	tr. oz.	0272		794.1	744.5	865.2	13.150
Platinum	tr. oz.	0273		(³)	431.3	431.3	475.000
Nonferrous scrap							
Copper base scrap		1023 01		174.8	199.5	212.6	
Copper scrap, no. 2 refiner	lb.	0106 .01		143.3	154.1	160.6	
Heavy yellow brass scrap	lb.	0111		145.2	156.7	167.0	.650
No. 1 composition (red brass) scrap	lb.	0116		149.6	158.4	160.6	.365
Aluminum base scrap		02		144.1	160.1	164.5	.565
Aluminum seg. low-copper c ³ ps, N.Y. lb.		0222 .01		266.2	349.4	396.2	
Old aluminum, scrap, sheet and cast, N.Y.	lb.	0223 .01		285.5	349.0	374.4	.295
Other nonferrous scrap nec.		03		267.2	359.3	414.6	.225
Scrap lead battery plates	lb.	0321		175.0	190.3	191.1	
New scrap nickel, clips and solids, N.Y.	lb.	0326		247.3	241.5	236.6	.148
Block tin pipe scrap	lb.	0331		100.7	112.2	120.8	1.050
Old scrap zinc N.Y.	lb.	0336 .01		306.8	316.7	316.7	4.000
				168.2	235.5	235.5	.105
Secondary nonferrous metals							
Aluminum, except extrusion billet		1024 02	12/80	240.3	247.8	255.3	
Other types, except extrusion billet		0202 .99	12/80	71.1	80.9	84.9	
Refined copper		03	12/80	71.3	86.5	90.1	
Brass ingot, alloyed		0302 .99	12/80	80.7	84.0	87.5	
Bronze ingot, alloyed		0304 .99	12/80	71.6	79.0	(³)	
Other copper-base alloys, except brass and bronze		0305 .99	12/80	78.5	(³)	(³)	
Refined lead		04	12/80	(³)	(³)	97.0	
Lead, unalloyed		0401 .99	12/80	85.2	85.3	85.2	
Babbitt metal, alloyed		0403 .99		73.2	(³)	(³)	
Refined zinc		05	12/80	266.5	(³)	(³)	
Zinc dust, unalloyed		0502 .99	12/80	96.9	96.3	98.7	
Zinc-base alloys		0503 .99	12/80	121.5	(³)	(³)	
Precious metals		06	12/80	95.8	96.4	98.1	
Gold, unalloyed		0601 .99	12/80	75.2	69.4	71.9	
Silver, unalloyed		0602 .99	12/80	77.9	(³)	72.1	
Other nonferrous metals		07	12/80	68.0	66.6	77.8	
				91.3	92.9	93.8	
Nonferrous mill shapes							
Aluminum mill shapes		1025 01		307.3	305.8	310.5	
Sheet, flat 5052-H 32	lb.	0101 .04		292.9	293.5	298.3	1.196
Sheet, coiled, bare, siding		0103 .99		280.8	286.6	286.6	
Sheet, coiled, bare, finstock		0104 .99		255.8	256.5	256.5	
Sheet, coiled, bare, all others		0107 .99	06/81	(³)	(³)	340.8	
Sheet, coiled, nonheat-treatable, precoated		0108 .99	06/81	101.7	100.4	100.9	
Sheet, flat, nonheat-treatable, bare		0109 .99	06/81	106.3	106.3	106.3	
Foil, plain (under .006 inches)		0111 .99		108.8	108.8	108.8	
Tube, extruded, 6000 alloy series		0121 .99	12/68	211.6	211.6	211.6	
Tube, drawn, 6000 alloy series		0123 .99	12/69	267.3	268.4	269.4	
Plate, heat treatable 7075-T651	lb.	0127 .03	12/68	282.9	282.9	282.9	
Bar, extruded, other than 2000 and 7000 alloy series		0132 .99	12/81	390.8	390.8	390.8	2.140
Pipe, extruded		0135 .99	12/81	77.5	83.3	87.2	
Rod, continuous cast		0145 .99	06/81	(³)	93.2	99.1	
Rod, extruded, other than 2000 and 7000 alloy series		0147 .99	12/81	92.9	(³)	(³)	
Extrusion, solid, circle size under 3		0151 .99	12/81	97.4	98.6	99.4	
Extrusion, solid, circle size 3 to under 4		0152 .99	12/81	97.9	97.9	99.2	
Extrusion, solid, circle size 4 to under 5		0153 .99	12/81	94.3	94.1	95.5	
Extrusion, solid, circle size 5 to 9		0154 .99	12/81	99.0	99.0	99.0	
Extrusion, solid, cir. size 10 and over	lb.	0155 .03		92.5	93.8	96.6	
Extrusion, solid, in 2000 and 7000 alloy series		0157 .99	12/81	283.9	283.9	283.9	
Copper and brass mill shapes		02		95.5	(³)	96.8	
Copper-base alloy strip		0231 .99		209.5	218.8	221.5	
Copper-base alloy rod		0232 .99		252.3	256.6	260.2	
Copper-base alloy tube; non-plumbing		0233 .99		163.0	187.1	187.7	
Copper tubing, non-plumbing		0253 .99		258.8	262.6	266.5	
Copper tubing, plumbing		0254 .99	12/80	211.8	210.9	214.1	
Copper sheet or strip		0255 .99		75.7	(³)	(³)	
Copper rod		0256 .99	12/80	247.0	252.4	259.7	
Nickel alloy mill shapes		04	12/70	88.8	92.8	94.4	
Nickel plate, 200 alloy	lb.	0462	12/70	261.4	258.5	264.5	
Monel sheet, 400 alloy	lb.	0463		293.1	293.1	293.1	6.390
Titanium mill shapes		05	12/70	377.5	377.5	377.5	5.190
Titanium mill shapes		0501 .99	06/82	342.3	311.6	311.6	
Other mill shapes		19	12/70	91.2	83.0	83.0	
Gold mill shapes		1901 .99	06/82	452.1	419.2	426.8	
				147.4	135.3	138.3	
Nonferrous wire and cable							
Electric wire and cable		1026 0301 .99	12/82	201.2	205.8	206.2	
Telephone and telegraph wire and cable		0303 .99	12/82	99.5	100.6	100.8	
Control and signal wire and cable		0305 .99	12/82	101.3	101.7	103.7	
Building wire and cable		0307 .99	12/82	99.2	104.4	100.3	
Apparatus wire and cordage		0309 .99	12/82	106.7	111.5	110.3	
				100.4	99.4	99.0	

See footnotes at end of table.

Table 6. Producer prices and price indexes for commodity groupings and individual items—Continued

(1967 = 100 unless otherwise indicated)

Commodity	Unit	Commodity code ¹	Other index base	Index			Price
				Jan. 1983 ²	Apr. 1983 ²	May 1983 ²	May 1983
Nonferrous wire and cable—Continued							
Magnet wire		1026					
Power wire and cable		0311 .99	12/82	101.9	105.4	107.5	
Copper bare wire, alloyed		0313 .99	12/82	98.9	100.3	99.5	
Automotive primary wire		0315 .99	12/80	94.1	97.3	98.6	
Airframe, shipboard and ground support cable		0317 .99		223.0	232.1	233.8	
Other insulated and covered wire and cable, copper		0323 .99	12/82	101.3	100.9	101.7	
		0325 .99	12/82	103.3	103.3	105.6	
Nonferrous foundry shop products							
Zinc castings		1028					
Automotive, plated	part	01	06/77	123.5	132.0	132.0	
Automotive, non-plated	part	0101 .07	06/77	101.6	130.6	130.6	
Non-automotive, plated	part	0102 .01	06/77	130.3	130.5	130.5	
Non-automotive, non-plated	part	0103 .05	06/77	(³)	(³)	136.9	
Aluminum castings		0104 .09	06/77	128.2	130.2	130.0	
Die casting, automotive	ea.	02					
		0201 .05	12/72	246.7	258.3	258.5	
Metal containers							
Metal cans and can components		103		327.9	332.0	337.4	
Steel cans		1031		330.0	334.9	341.0	
Beer can		02	06/81	104.3	106.1	108.1	
Fruit and fruit juice can		0206 .08		(³)	(³)	(³)	
Vegetable & vegetable juice can		0209 .99	06/81	109.9	114.4	114.4	
All other food (including soup) cans		0211 .99		364.0	(³)	(³)	
Paint and varnish can		0215 .99	06/81	108.0	112.4	112.6	
Aerosol can		0218 .99	06/81	107.1	111.3	116.7	
All other non-food cans		0219 .99	06/81	98.5	97.9	98.5	
Aluminum cans		0222 .99	06/81	103.8	104.6	106.0	
Beer can		03	06/81	100.0	99.3	100.2	
Metal can component (steel and aluminum)		0302 .99	12/70	247.4	247.5	248.0	
Metal can components (steel and aluminum)		04	06/81	108.9	109.2	109.2	
		0401 .99	06/81	108.9	109.2	109.2	
Barrels, drums, and pails		1032		317.1	317.1	317.1	
Steel barrel, 55 gal.	ea.	0111 .03		334.8	334.8	334.8	\$22.136
Steel pail, 5 gal.	per 100	0116 .05		277.9	277.9	277.9	
Hardware							
Hardware, n.e.c.		104		287.2	286.3	286.2	
Builders hardware		1041		264.6	264.0	264.1	
Padlock combination	doz.	01		274.6	277.8	278.0	
Padlock, pin tumbler	doz.	0105 .02	12/75	134.3	134.3	134.3	
Cabinet hinge	ea.	0108 .04		348.0	348.0	348.0	50.587
Door lock, mortise, std. duty, keyed	ea.	0111 .06		270.7	(³)	(³)	
Door lock, bored, std. duty, keyed	ea.	0113 .04	12/75	179.4	173.0	173.0	
Door lock, bored, residential, keyless	ea.	0114 .03	12/70	271.6	276.0	276.0	
Door lock, bored, residential, keyed	ea.	0116 .08		261.2	259.0	259.0	4.803
Exit device, heavy duty, rim type	ea.	0118 .03	12/75	157.8	159.2	159.2	11.943
Full mortise hinges, light wt.	pr.	0119 .06	12/67	284.9	284.9	284.9	147.550
Sash fastener	ea.	0121 .02		285.9	291.2	291.2	.933
Door closer, overhead, commodity grade	ea.	0125 .04	12/67	310.7	318.1	318.1	.480
Door stop	ea.	0131 .05		234.0	234.0	234.0	33.238
Cabinet pull	ea.	0136 .03	12/75	170.7	182.2	182.2	
Dead lock, standard duty	ea.	0137 .01	12/75	175.8	(³)	(³)	(³)
Transportation equipment hardware		0138 .01	12/75	135.7	136.7	136.7	10.787
Other automobile hardware	set	03	12/67	235.7	232.0	232.0	
Stern cleat, marine	ea.	0345 .31	12/67	(³)	214.2	214.2	
Stern light, marine	ea.	0347 .05	12/68	265.1	265.1	265.1	
Furniture hardware		0351 .07	12/68	259.1	259.1	259.1	
Bedframe caster	400 pcs	04		365.3	366.9	366.9	
Caster, office chair	ea.	0456 .04	12/67	323.8	322.4	322.4	
Desk lock, cam type	ea.	0457 .06	12/67	286.3	289.4	289.4	
		0461 .02	12/67	395.1	395.1	395.1	
Hand tools							
Axe, single bit	doz.	1042		347.4	345.2	344.8	
Wrench, open end	ea.	0106 .04		345.7	345.7	326.7	141.080
Wrench, box	ea.	0131 .01		345.2	345.2	345.2	2.688
Wrench, adjustable	ea.	0132 .01		398.0	398.0	405.9	4.383
Pipe wrench, heavy duty	ea.	0133		318.7	311.5	311.5	5.266
Screw driver	ea.	0134 .03		378.8	378.8	378.8	11.921
Automobile bumper jack, ratchet type	ea.	0141 .03		282.5	288.4	288.4	1.918
Vise, standard	ea.	0144 .05	12/67	725.0	617.2	617.2	
Wrench socket	ea.	0146 .01		346.0	353.5	353.5	133.956
Pliers	ea.	0147 .03		297.2	297.2	303.1	
Shovel	ea.	0151 .02		326.1	326.1	326.1	6.141
Hammer, carpenter	doz.	0156		377.9	377.9	377.9	12.185
Hoe, field and garden	ea.	0161 .03		303.4	308.4	292.3	
File flat	doz.	0166 .01		370.3	370.3	370.3	7.294
Hacksaw blades	per 100	0176 .01		447.4	464.2	464.2	30.302
Handsaw, crosscut	ea.	0181 .03		175.9	179.4	179.4	33.433
		0182 .02	12/72	198.8	210.4	210.4	10.457

See footnotes at end of table.

Table 6. Producer prices and price indexes for commodity groupings and individual items—Continued

(1967 = 100 unless otherwise indicated)

Commodity	Unit	Commodity code ¹	Other index base	Index			Price
				Jan. 1983 ²	Apr. 1983 ²	May 1983 ²	May 1983
Plumbing fixtures and brass fittings		105		280.6	287.5	288.8	
Enameled iron fixtures		1051		314.6	322.6	324.2	
Enameled iron bathtubs		0101 .99		290.7	296.8	297.6	
Enameled iron lavatories		0111 .05		366.5	377.7	382.6	
Enameled iron sinks		0121 .02		359.6	373.7	374.6	
Vitreous china fixtures		1052		272.9	276.2	276.8	
Lavatory	ea.	0101 .04		316.7	320.9	320.1	
Water closet combination	ea.	0111 .05		232.8	235.2	237.4	
Steel fixtures		1053		233.7	235.3	235.1	
Enameled steel bathtubs		0101 .99		204.0	(³)	(³)	
Stainless steel sinks		0113 .99	12/74	146.1	148.0	148.3	
Enameled steel lavatories		0121 .99	12/80	104.9	104.9	101.5	
Brass fittings		1054		282.5	291.1	292.8	
Bathtub drain and overflow	ea.	0111 .05		277.1	285.5	285.5	\$23.521
Bathtub and shower fitting combination	ea.	0112 .04		305.3	312.8	312.8	42.596
Single control bath/shower combo	ea.	0113 .02	12/75	176.8	180.2	180.2	38.522
Lavatory faucet, combination	ea.	0121 .06		272.7	283.6	283.6	29.282
Sink faucet, deck type	ea.	0141 .07		301.5	315.1	315.1	26.018
Single control kitchen sink	ea.	0142 .04	12/75	168.7	175.3	(³)	(³)
Lavatory trap, bent tube, adjustable	ea.	0161		291.3	296.4	302.3	
Water control/float valve	ea.	0162 .01	12/75	179.7	187.8	187.8	
Heating equipment		106		240.7	242.3	242.4	
Steam and hot water equipment		1061		247.3	251.7	253.0	
Gas heating boilers		0102 .99		250.3	253.3	253.8	
Oil heating boilers		0103 .99		265.7	271.7	271.7	
Steel heating boilers		0111 .99		250.7	(³)	250.9	
Steel heating boilers over 400 mbh		0113 .99	12/80	114.3	118.6	(³)	
All other radiators and convectors		0141 .99	12/80	113.1	113.6	115.7	
Warm air furnaces		1062		240.1	239.6	240.3	
Gas-fired wall furnaces		0136 .99		319.9	(³)	328.6	
Forced air, gas		0142 .99		257.6	256.7	256.7	
Gas-fired floor furnaces		0146 .99	12/80	125.6	128.1	128.1	
Conversion burners		1063		236.2	236.5	236.3	
Commercial/industrial oil burners		0111 .99	12/80	116.9	116.9	116.9	
Gas burners over 400 mbh		0116 .99	12/80	112.2	113.9	113.9	
Gas burners, 400 mbh and under		0121 .99		(³)	250.7	251.9	
Com./ind. dual fuel burners		0136 .99	12/80	116.7	118.1	118.1	
Domestic heating stoves		1064		207.2	202.5	204.7	
Wood/coal stoves, non-airtight		0121 .99	12/80	114.2	110.6	112.6	
Wood/coal stoves, airtight		0126 .99	12/80	112.0	113.9	113.9	
Unit heaters and ventilators		1065	12/67	219.7	232.7	223.8	
Unit heaters		01	12/67	292.9	298.4	298.4	
Gas fired propeller-fan type, under 400 mbh		0121 .99		258.1	263.3	263.3	
Steam, propeller fan type	ea.	0126 .05	12/67	293.1	298.1	298.1	298.028
Water heaters, domestic		1066		238.5	242.3	242.3	
Electric		0101 .99		210.5	211.7	211.8	
Gas		0113 .99		254.1	260.0	260.0	
Oil		0115 .99	12/82	106.5	107.0	107.0	
Solar water heater system		0117 .99	12/82	97.7	99.7	99.8	
Other systems and other parts		1067	12/80	113.9	114.0	114.1	
Other heating systems		01	12/80	115.2	115.4	115.7	
Gas-fired infra-red heaters		0116 .99	12/80	(³)	111.9	117.6	
Non-electric fireplaces		0121 .99	12/80	105.4	105.4	102.6	
Other heating systems, n. e. c.		0126 .99	12/80	116.0	(³)	116.4	
Other parts for heating systems		02	12/80	113.4	113.4	113.4	
Other parts, n. e. c.		0216 .99	12/80	117.9	117.9	117.9	
Fabricated structural metal products		107		303.6	302.6	302.1	
Metal doors, sash, and trim		1071		292.9	295.8	295.8	
Window, aluminum, res. single hung	ea.	0112 .11		281.8	286.9	286.9	
Window, aluminum, com., projected	ea.	0113	12/71	207.7	211.8	211.8	
Door assembly, steel	ea.	0121 .05		343.2	343.2	343.2	88.289
Door frame, steel	ea.	0122 .04		333.6	333.6	333.6	27.022
Sliding glass door, aluminum	ea.	0123 .03	12/71	198.0	(³)	(³)	
Aluminum storm window	ea.	0131 .04		275.5	281.9	281.9	29.295
Aluminum storm door combination	ea.	0132 .10		239.5	258.7	258.7	
Metal tanks		1072		307.5	306.4	307.0	

See footnotes at end of table.

Table 6. Producer prices and price indexes for commodity groupings and individual items—Continued

(1967 = 100 unless otherwise indicated)

Commodity	Unit	Commodity code ¹	Other index base	Index			Price
				Jan. 1983 ²	Apr. 1983 ²	May 1983 ²	May 1983
Metal tanks—Continued		1072					
Pressure vessels, non-aluminum		0102.99	06/80	117.5	117.2	117.2	
Elevated water tank, field erected		0111.99		(³)	(³)	447.6	
Bulk storage tank, 6,000 gallons or less		0112.99		319.1	319.3	321.2	
Bulk storage tank, over 6,000 gallons		0113.99		289.6	282.2	287.5	
Non-LPG gas cylinders		0122.99	06/80	109.0	109.0	109.0	
Other pressure tanks		0133.99	06/80	107.3	107.1	107.1	
Custom tank, 3/4 in. and less		0138.99	06/80	118.7	120.2	120.2	
Custom tanks, over 3/4 in.		0139.99	06/80	(³)	105.3	105.3	
Petroleum storage tanks		0147.99	06/80	112.0	112.2	112.4	
Sheet metal products		1073		303.9	307.3	307.2	
Siding, aluminum		0109.99	12/82	99.0	98.9	98.5	
Stovepipe, furnace pipe, elbows, and ducts, steel		0145.99	12/82	100.0	103.5	103.5	
Air conditioning ducts, incl. dust collecting, steel		0146.99	12/82	(³)	100.0	100.0	
Culverts, flumes, and irrigation pipes, steel		0162.99	12/82	100.0	100.0	100.0	
Culverts, flumes, and irrigation pipes, aluminum		0163.99	12/82	100.0	102.8	102.8	
Awnings, canopies, and carports, prefab., aluminum		0165.99	12/82	100.0	100.7	(³)	
Other sheet metal work, steel		0166.99	12/82	101.3	101.7	101.7	
Other sheet metal work, aluminum		0167.99	12/82	100.5	98.4	99.1	
Struct., arch., pre-eng. metal products		1074		300.2	295.3	293.9	
Fabricated iron and steel pipe and fitting		02	06/81	102.5	100.9	100.6	
Petrochemical		0201.99	06/81	(³)	88.0	86.3	
Fossil fuel power plant		0202.99	06/81	102.1	(³)	(³)	
Other iron and steel pipe fabrication		0214.99	06/81	104.6	105.0	105.0	
Fabricated iron and steel tube and fitting		03	06/81	106.2	108.5	108.4	
Seamless tubing		0301.99	06/81	105.4	113.3	112.9	
Welded tubing		0302.99	06/81	106.5	106.5	106.5	
Nonferrous pipe and tube fabrication		04	06/81	108.1	109.6	109.6	
Aluminum pipe and tube fabrication		0401.99	06/81	106.1	106.1	106.1	
Fabricated structural metal		05	06/81	104.3	103.0	102.5	
Fabricated structural metal for buildings		0501.99		317.9	312.9	312.2	
Fabricated structural metal for bridges		0511.99		284.9	283.0	273.7	
Other fabricated structural metal		0512.99	06/82	98.1	98.1	98.2	
Miscellaneous metal work		07	06/81	92.7	88.7	88.3	
Expanded metal lath	sq. yd.	0781.02		325.2	331.3	335.8	
Expanded corner bead	m lin.ft.	0782.01		334.0	341.1	341.1	\$1.376
Fabricated bars	lb.	0791.09	12/73	160.9	152.0	152.0	150.505
Heat exchanges and condensers		1075	06/80	123.3	124.6	125.7	
Bare tube heat exchangers		0101.99	06/80	133.9	133.9	136.2	
Fin tube heat exchangers		0102.99	06/80	112.3	112.8	112.8	
Steam condensers		0107.99	06/80	113.7	119.2	119.2	
Fabricated steel plate		1076	06/80	111.6	110.4	110.4	
Large diameter pipe		0101.99	06/80	121.7	(³)	121.7	
Weldments		0111.99	06/80	111.4	111.4	111.4	
Other fabricated plate		0121.99	06/80	108.9	106.6	106.6	
Steel power boilers		1077	06/80	125.2	127.5	126.7	
Prefabricated metal buildings		1079	06/81	103.8	101.9	102.0	
Prefab. metal bldg systems, ex. farm svcs		01	12/81	97.2	93.1	93.0	
Industrial and commercial		0115.99	12/81	97.2	(³)	92.9	
Other prefab. & portable metal buildings		02	12/81	100.9	102.2	102.3	
Grain storage bldgs., incl. farm & commercial types		0214.99	12/81	106.0	107.3	107.3	
Other farm service buildings, steel and aluminum		0215.99	12/81	105.9	105.9	105.9	
Small utility bldgs, incl. tool sheds, cabanas, etc.		0221.99	12/81	94.1	98.5	98.4	
Dwellings & other non-farm buildings		0235.99	12/81	106.8	102.7	103.0	
Panels, parts, & sections for prefab bldgs		03					
Panels, parts, sections for prefabricated buildings		0354.99	12/81	99.5	98.6	99.1	
Miscellaneous metal products		108		279.1	285.3	284.9	
Bolts, nuts, screws, rivets, and washers		1081		269.4	268.9	265.9	
Externally thread. fasteners, ex. aircraft		02	06/82	99.2	99.4	98.6	
Hex bolts		0206.99	06/82	89.2	89.0	89.3	
Square and round bolts		0207.99	06/82	101.8	103.1	103.1	
Studs		0208.99	06/82	101.2	103.6	102.4	
Flanged, self-locking set and wood screws		0209.99	06/82	100.3	100.1	98.7	
Machine screws		0221.99	06/76	149.5	150.1	145.3	
Cap screws		0231.99		196.3	195.4	189.9	
Mine roof bolt	per 100	0241.06	12/71	188.4	187.3	188.7	
High-strength structural and bent bolts		0246.99	12/76	124.4	126.0	126.0	
Thread-cutting & rolling, & self drilling screws		0256.99	06/82	98.4	98.4	98.4	
Other externally threaded fasteners		0261.99	06/82	101.3	101.7	101.5	
Internally thread. fasteners, ex. aircraft		03	06/82	100.6	98.8	93.6	
Nonthreaded fasteners, except aircraft		04	06/82	99.2	98.6	98.6	
Aircraft-aerospace fasteners		05	06/82	100.4	100.2	100.2	
Aircraft-aerospace fasteners		0536.99	06/82	100.4	100.2	100.2	

See footnotes at end of table.

Table 6. Producer prices and price indexes for commodity groupings and individual items—Continued

(1967 = 100 unless otherwise indicated)

Commodity	Unit	Commodity code ¹	Other index base	Index			Price
				Jan. 1983 ²	Apr. 1983 ²	May 1983 ²	May 1983
Bolts, nuts, screws, rivets, and washers—Continued		1081					
Other formed fasteners		06	06/82	99.6	99.6	99.6	
Lighting fixtures		1083		263.6	265.2	265.8	
Residential		02	06/81	107.9	108.9	110.2	
Res., incand., ceiling, enclosed bowl	ea.	0203 .13		317.8	326.2	326.2	
Res., incand., exterior wall bracket	ea.	0209 .03		355.3	(?)	361.3	
Residential fluorescent ceiling fixture	ea.	0211 .09	12/69	215.7	220.0	223.7	
Commercial/institutional or industrial		03	06/81	106.3	106.9	106.8	
Commercial incandescent fixtures, surface or pendant		0301 .99	12/68	271.7	273.4	279.6	
Commercial incandescent fixtures, recessed		0303 .99	06/81	105.2	107.8	108.1	
Other commercial incand. fixtures, incl. portable		0307 .99	06/81	110.3	110.3	110.3	
Commercial H.I.D. fixtures, mercury and other types		0311 .99	06/81	116.3	(?)	117.3	
Commercial floor. fixtures, recessed air handling		0321 .99		235.1	235.1	235.1	
Commercial floor. fixtures, recessed non-air		0323 .99		217.4	218.5	215.7	
Commercial fluorescent strip lights		0325 .99	12/73	210.1	207.5	206.3	
Commercial fluorescent fixtures, plastic wraparound		0329 .99	12/67	242.4	246.8	246.7	
Commercial fluorescent fixtures, wall mounted		0331 .99	06/81	109.6	(?)	112.2	
Commercial fluorescent fixtures, surface or pendant		0333 .99	06/81	110.3	110.3	110.3	
Other commercial floor. fixtures, incl. portable		0338 .99	06/81	106.7	108.1	108.1	
Component or renewal parts for commercial fixtures		0345 .99	06/81	104.8	(?)	106.6	
Industrial fluorescent fixtures, general types		0361 .99		267.5	268.6	268.6	
Industrial H.I.D. fixtures, mercury and other types		0371 .99	06/81	103.0	103.7	103.7	
Vehicular		04	06/81	111.8	111.8	111.8	
Outdoor and other types		05	06/81	112.7	113.5	113.5	
Floodlight, incandescent, 1,500 w., g.p.	ea.	0501 .07		237.9	248.4	248.4	
Mercury vapor floodlight, 400 watt	ea.	0503 .11	12/69	202.3	203.5	203.5	
Mercury floodlight, 1000 watt	ea.	0504 .09	12/73	190.4	191.5	191.5	\$263.896
Flashlight, 2 cell, general purpose	ea.	0521 .02		208.1	208.1	208.1	
Fabricated ferrous wire products		1088	06/82	97.0	96.0	96.2	
Ferrous wire rope, cable and strand		01	06/82	93.6	91.5	91.5	
Wire rope and cable		0111 .99	06/82	95.6	(?)	92.6	
Wire strand, other than composite types		0199 .99	06/82	88.7	88.2	88.1	
Steel nail and spikes		02	06/82	99.2	99.5	99.7	
Bright nails		0211 .99		357.4	358.5	358.5	
Galvanized nails		0213 .99		368.5	369.3	369.3	
Other wire nails		0219 .99	06/82	100.0	100.1	100.1	
Steel wire staples		0223 .99	06/82	(?)	(?)	(?)	
Steel fencing and fence gates		06	06/82	99.5	97.1	97.3	
Chain link fencing		0613 .99		296.7	294.5	(?)	
Wire fence, woven and welded		0621 .99		311.6	295.6	295.6	
Fence posts, gates and fittings		0635 .99	06/82	103.3	103.0	103.6	
Ferrous wire cloth, other woven wire prod.		07	06/82	104.2	104.6	104.9	
Woven wire netting		0771 .99	06/82	105.6	106.9	106.9	
Wire cloth and other woven wire products		0799 .99	06/82	103.6	103.7	104.1	
Other fabricated ferrous wire products		09	06/82	96.3	95.7	95.8	
Barbed and twisted steel wire		0951 .99		341.8	337.5	337.5	
Welded steel wire fabric for concrete reinforcing		0961 .99		274.1	270.7	268.5	
Other steel wire fabric		0965 .99	06/82	100.1	98.7	98.4	
Wire carts		0973 .99	12/82	100.0	102.1	102.1	
Other wire products		0999 .99	06/82	99.2	98.6	98.6	
Other miscellaneous metal products		1089		281.3	292.2	292.5	
Hot formed springs		02	06/81	103.8	103.3	103.3	
Orig. equip. leaf springs, except for passenger cars		0216 .99		283.4	283.4	283.4	
Replacement leaf springs for motor vehicles		0217 .99	06/81	110.3	107.1	107.1	
Locomotive, railroad car & other helical springs		0225 .99	06/81	102.9	102.9	102.9	
Cold formed springs		03	06/81	101.5	101.4	101.3	
Cold formed flat springs made of sheet & strip steel		0311 .99	06/81	101.5	101.4	101.3	
Wire springs		04	06/81	112.0	111.9	111.9	
Precision mechanical springs		0424 .99	12/69	280.7	281.5	282.0	
Other wire springs		0425 .99	12/82	100.0	99.6	99.6	
Other metal products		05		279.9	292.6	293.7	
Original equipment automobile stampings		0506 .99	12/72	202.1	218.4	219.0	
Replacement part automotive stampings		0508 .99	12/82	(?)	100.0	100.0	
Job stampings, non-automotive		0511 .29	12/72	266.5	(?)	269.0	
Insect screening, aluminum	per 100 sq. ft.	0533 .01		281.0	281.0	281.0	11.602
Steel strapping, flat, 1-1/4x .031	cwt.	0553 .04	12/67	286.2	286.2	305.7	46.703
Steel strapping, flat, 5/8" x .020"	cwt.	0554 .01	12/67	285.6	285.6	305.0	46.949
Machinery and equipment		11		283.3	284.9	285.6	
Agricultural machinery and equipment		111		322.4	324.8	326.0	
Farm and garden tractors		1111		332.3	336.5	337.5	
Farm tractors, two wheel drive		0201 .99		(?)	361.2	361.2	
Garden tractors		05		308.3	308.6	308.4	
Garden tractors		0522 .99		(?)	(?)	296.7	
Farm tractor parts and attachments		52	12/82	100.0	100.0	100.0	
Attachments		5221 .99	12/82	100.0	100.0	100.0	

See footnotes at end of table.

Table 6. Producer prices and price indexes for commodity groupings and individual items—Continued

(1967 = 100 unless otherwise indicated)

Commodity	Unit	Commodity code ¹	Other index base	Index			Price
				Jan. 1983 ²	Apr. 1983 ²	May 1983 ²	May 1983
Agricultural machinery excl. tractors		1112		329.4	330.7	332.2	
Plows		01		382.9	380.3	383.1	
Plow		0111 .99	12/82	100.2	100.2	100.3	
Harrows, rollers, and stalk cutters		02	12/67	344.6	346.2	349.1	
Stalk shredders and cutters		0211 .99	12/82	100.0	101.0	101.0	
Harrows and rollers		0221 .99	12/82	101.0	101.9	102.7	
Blade terracers and scrapers and land levelers		0231 .99	12/82	101.0	101.0	101.0	
Planting, seeding, and fertilizing mach.		03		338.3	343.1	344.9	
Planting and seeding machinery		0311 .99	12/82	100.7	102.6	102.6	
Fertilizing machinery		0321 .99	12/82	100.7	102.2	102.7	
Cultivators		04		301.4	302.7	305.7	
Cultivators		0411 .99	12/82	100.0	100.5	101.4	
Sprayers and dusters		05		255.1	254.5	247.8	
Sprayers and dusters		0511 .99	12/82	100.0	100.3	97.1	
Harvesting machinery		06		326.2	323.4	327.9	
Harvesting machinery		0611 .99	12/82	99.9	100.4	100.4	
Haying machinery		07		344.5	356.1	347.6	
Haying machinery		0711 .99	12/82	103.5	104.4	104.4	
Crop preparation machinery		08	12/67	322.4	321.2	325.5	
Crop preparation machinery		0811 .99	12/82	101.4	101.8	102.4	
Farm elevators and blowers		09	12/67	338.1	342.4	348.5	
Farm elevators and blowers		0911 .99	12/82	100.4	102.7	103.5	
Farm wagons & other farm transport equip.		11		321.1	313.0	313.0	
Commercial turf and grounds mowing equip.		12	12/82	100.0	100.0	100.0	
Commercial turf and grounds mowing equipment		1211 .99	12/82	100.0	100.0	100.0	
Parts, farm mach. excluding tractor		51	12/73	247.1	251.0	251.5	
Parts, farm machinery, sold to o.e.m.		5191 .99	12/82	100.0	102.8	102.8	
Parts, farm machinery, sold for replacement/repair		5192 .99	12/82	99.6	100.8	101.1	
Attachments, farm machinery, ex. tractors		52	12/82	100.0	100.3	100.3	
Attachments, farm machinery		5211 .99	12/82	100.0	100.3	100.3	
Agricultural equipment		1113		257.4	258.7	258.8	
Barnyard and hog equipment		02		286.8	288.3	288.5	
Barn and barnyard equipment		0231 .99	12/82	100.2	100.9	100.9	
Hog equipment		0241 .99	12/82	100.0	100.0	100.3	
Water systems		03		226.5	228.5	228.5	
Shallow well, jet, 1/3 h.p.	ea.	0322 .08		237.5	243.9	243.9	
Submersible pump, deep, 3/4 h.p.	ea.	0324 .13		197.3	196.9	196.9	
Convertible jet, 1/2 h.p.	ea.	0326 .13		264.1	267.3	267.3	
Irrigation systems		04	12/82	100.0	100.0	100.0	
Parts, agricultural equipment		51	12/82	100.0	100.2	100.2	
Construction machinery and equipment		112		348.3	350.8	352.2	
Power cranes, excavators, and equipment		1121		328.5	327.6	327.7	
Excavators		04	12/80	107.5	110.8	110.8	
Hydraulic excavators		0402 .99	12/80	109.4	112.7	112.7	
Cranes		06	12/80	118.0	117.5	117.4	
Cable operated cranes		0608 .99	12/80	117.7	(³)	(³)	
Hydraulic operated cranes		0609 .99	12/80	118.6	119.8	119.6	
Miscellaneous cranes		0611 .99	12/80	117.0	117.0	117.0	
Front end attachments and parts		07	12/80	112.1	106.8	107.4	
Front end attachments cranes, draglines, shovels		0701 .99	12/80	121.1	122.1	122.1	
Parts for cranes draglines and shovels		0702 .99	12/80	110.2	103.6	104.2	
Construction equipment for mounting		1122		381.2	379.5	379.5	
Special mounting equipment		01		386.9	383.3	383.3	
Ripper	ea.	0109 .12		393.7	395.7	395.7	
Front end loader with bucket		0123 .99		407.0	392.3	392.3	
Tractor mounted winches and other attachments		0127 .99	12/70	311.5	312.7	(³)	
Snowplow attachment		0128 .99	12/76	170.4	(³)	170.4	
Dozer, hydraulic		02	12/76	170.3	172.9	172.9	
6' and under 10'1"	ea.	0201 .04	12/76	170.7	170.7	168.7	
10' and under 14'1"	ea.	0203 .03	12/76	192.9	197.7	197.7	
14'1" and over	ea.	0205 .05	12/76	159.2	161.1	161.1	
Specialized construction machinery		1123		394.7	402.8	402.9	
Other specialized construction machinery		01		400.5	403.9	404.0	
Trencher	ea.	0101 .16		423.4	437.4	437.4	
Dewatering pump, 10,000 g. p. h.	ea.	0131 .06		291.0	291.0	291.0	
Dewatering pump, 90,000 g. p. h.	ea.	0132 .05		376.2	376.2	376.2	
Winches, including marine		0135 .99	12/69	419.6	419.6	419.6	
Crushing and screening plants		0139 .99	12/80	120.4	120.6	120.8	
Wheelbarrow, steel tray	ea.	0141 .04		271.1	271.1	271.1	
Compaction equipment		02	12/76	177.4	187.3	187.3	
Rollers		0216 .99	12/80	(³)	121.0	121.0	
Portable air compressors		1124		169.5	170.5	170.5	
100 - 200 c.f.m.	ea.	0101 .13		165.2	167.6	167.6	
600 - 750 c.f.m.	ea.	0103 .10		177.4	177.4	177.4	

See footnotes at end of table.

Table 6. Producer prices and price indexes for commodity groupings and individual items—Continued

(1967 = 100 unless otherwise indicated)

Commodity	Unit	Commodity code ¹	Other index base	Index			Price
				Jan. 1983 ²	Apr. 1983 ²	May 1983 ²	May 1983
Scrapers and graders		1125		361.2	362.6	364.7	
Scrapers and graders		01		359.9	361.3	363.4	
Scraper bowls		0103 .99	12/80	119.6	120.5	121.9	
Motor grader, 115 to 144 b.h.p.	ea.	0111 .16		358.0	358.1	358.1	
Parts and other equipment		1126	12/80	111.8	112.2	112.5	
Parts (ex. cra., drag., shov., trac., OEM)		01	12/80	110.8	110.6	111.2	
Parts and attachments sold to oem		0101 .99	12/80	119.1	120.5	120.3	
Parts for replacement or repair		0102 .99	12/80	108.1	107.3	108.2	
Other construction equipment		02	12/80	112.8	113.8	113.8	
All other construction machinery		0201 .99	12/80	(³)	(³)	111.8	
Mixers, pavers, spreaders, etc.		1127		264.5	257.3	257.9	
Portable mixers, 3 1/2 cu. ft and over		0111 .99		240.2	248.4	250.3	
Concrete finishers, paver, spreaders, distributor		0112 .99	12/80	112.1	112.4	112.4	
Asphalt Plant		0146 .99	12/68	286.3	286.3	286.3	
Other equipment		0152 .99	12/80	108.5	109.6	(³)	
Tractors, other than farm		1128		365.0	370.3	372.7	
Wheel type		01		355.1	355.1	355.1	
Off hwy wheel tractors		0108 .99	12/80	117.2	117.2	117.2	
Crawler type		02		373.5	378.3	381.2	
Diesel, 60-89 net engine hp.	ea.	0211 .17		349.9	354.9	403.7	
Diesel, 90-159 net engine horsepower	ea.	0213 .21		380.9	387.0	387.0	
Diesel, 160-259 net engine horsepower	ea.	0215 .20		413.8	415.5	421.7	
Diesel, 260 net engine h.p. and over	ea.	0217 .27		391.9	397.0	397.0	
Shovel loader, 45 - 89 hp.	ea.	0218 .18	12/67	295.1	297.4	297.4	
Tractor parts and attachments		03	12/80	110.0	112.9	114.3	
Off hwy wheel tractor parts; repl., repair		0302 .99	12/80	(³)	109.1	109.1	
Wheel tractor loaders parts; repl., repair		0304 .99	12/80	95.6	94.3	103.3	
Tractor shovel loaders		04	12/80	125.0	125.7	125.7	
Wheel shovel loader, 4 wldr, up to 3 1/2 cu. yd.		0401 .99	12/80	128.8	129.6	129.6	
Wheel shovel loader, 4 wldr, 3 1/2 cu. yd. over.		0402 .99	12/80	119.5	119.5	119.5	
Off-highway equipment		1129		372.4	372.0	372.9	
Off-highway trucks, end dump		01	12/76	179.3	179.6	180.3	
Off highway, rear dump trucks		0106	12/80	117.7	117.9	118.3	
Other off-highway equipment		02	12/76	169.5	168.5	168.5	
Metaworking machinery and equipment		113		324.1	325.6	326.1	
Power driven hand tools		1132		221.0	221.1	221.0	
Home utility line, electrical		02		184.9	180.0	180.0	
Drill, over 1/4 inch chuck size to under 1/2 inch		0222 .99		231.3	217.3	217.3	
Oscillating, reciprocating and vibrating sanders		0224 .99		156.9	158.2	158.2	
Industrial line, electrical		03	12/76	141.6	142.9	142.9	
Drill, over 1/4 inch chuck size to under 1/2 inch		0301 .99		174.2	176.8	176.8	
Jig, sabre, and reciprocating saws		0303 .99	12/76	(³)	128.4	128.4	
Impact wrenches		0305 .99	12/76	168.1	168.1	168.1	
Belt sanders		0308 .99	12/76	167.4	170.3	170.3	
Hammers, percussion, rotary, without drill chuck		0309 .99	12/76	140.9	144.9	144.9	
Angle grinders, polishers, and circular sanders		0311 .99		220.2	220.2	220.2	
Circular saws, between 7 inch and 8 inch blade		0342 .99	12/80	112.1	112.4	112.4	
Pneumatic hand tools		04	12/76	154.0	154.7	154.3	
Grinders, polishers and sanders		0412 .99		(³)	203.6	203.6	
Percussion tools		0413 .99		240.1	240.1	240.1	
Drills, screwdrivers and nutrunners		0415 .99	12/76	161.7	163.0	160.9	
Other, pneumatic handtools, include hydraulic		0435 .99	12/80	120.3	120.3	120.3	
Other electric-powered handtools and parts		05	12/80	116.5	117.5	117.5	
Other electric powered hand tools		0531 .99	12/80	123.0	123.8	123.8	
Parts-attachments-accessories, for electric tool		0532 .99	12/80	109.4	110.5	110.5	
Pneumatic, hydr., and powder actuated part		51	12/76	193.2	194.4	194.4	
Pneumatic, hydraulic, and powder actuated parts		5131 .99	12/80	(³)	124.3	124.3	
Welding machines and equipment		1133		279.1	274.0	273.7	
Arc welding machines		01		247.0	246.2	245.2	
Transformer type, a.c./d.c.	ea.	0101 .13		256.3	254.1	254.1	
Rectifier type	ea.	0111 .04		208.3	203.4	201.4	
Engine driven unit, d.c.	ea.	0121 .13		325.4	325.7	325.7	
Wire feeder	ea.	0131 .03	12/72	150.8	154.1	151.9	
Resistance welding machines and supplies		02		288.7	262.4	262.4	
Spot welder	ea.	0231 .09		284.9	263.1	263.1	
Adjustable/retractable stroke	ea.	0233 .07	12/72	233.8	206.0	206.0	
Arc welding electrodes		03		321.9	321.3	321.3	
Wire electrode, 3/32", cored	lb.	0331 .02	12/76	130.8	130.4	130.4	
Wire electrode, E70S3, .045", bare	lb.	0332 .04	12/74	123.5	122.7	122.7	
Type 30, stainless, covered, 5/32"	lb.	0333 .05	12/72	(³)	173.5	173.5	
Mild steel, stick, E-7018, 1/8 x 14	lb.	0341 .09		368.6	368.1	368.1	
Mild steel, stick, E-6013, 3/16 x 14	lb.	0342 .07		355.1	355.8	355.8	
Gas welding machines and equipment		04		225.5	226.2	226.6	
Welding torch, blow pipe	ea.	0452 .02		230.3	232.2	233.4	

See footnotes at end of table.

Table 6. Producer prices and price indexes for commodity groupings and individual items—Continued

(1967 = 100 unless otherwise indicated)

Commodity	Unit	Commodity code ¹	Other index base	Index			Price
				Jan. 1983 ²	Apr. 1983 ²	May 1983 ²	May 1983
Welding machines and equipment—Continued							
Cutting tool, blow pipe	ea.	1133 0453.03		239.9	239.9	239.9	
Flame cutting machine	ea.	0454.10		(³)	212.7	212.7	
Welding tip, acetylene	ea.	0455.06		263.1	263.1	263.1	
Cutting tip, acetylene	ea.	0456.01		208.9	212.1	212.1	
Oxygen regulator	ea.	0457.03		214.8	219.4	219.4	
Industrial process furnaces and ovens							
Electric, excluding induction & dielectric		1134 01		357.1	361.2	360.1	
Electric metal melting furnaces		0102.99	06/81	388.5	388.5	388.5	
Electric metal heat-treating furnaces		0104.99	06/81	100.0	100.0	100.0	
Other kilns/lehrs, exc. wood, cement, chem. process		0107.99	06/81	105.6	105.6	105.6	
Fuel-fired (oil or gas)		02		106.1	106.1	106.1	
Fuel-fired metal heat-treating furnaces		0215.99	06/81	375.0	381.4	377.8	
Fuel-fired industrial ovens for metal processing		0216.99		102.5	102.5	99.7	
Other kilns/lehrs, exc. wood, cement, chem. process		0217.99	06/81	311.3	318.9	318.9	
Induct. & dielect. furnaces & heating equi		03		100.6	103.4	103.4	
Radio frequency type induction furnaces		0321.10		282.4	280.0	281.3	
Metal melting line type induction furnaces		0323.99	06/81	282.9	282.8	282.8	
Gas generating equipment		04		107.7	109.1	109.3	
Atmosphere generator, endothermic		0431.08		370.3	370.3	370.2	
Otr. indus. elec. heat. units; parts/attac		05		326.8	335.7	336.0	
Parts, attachments, and components		0543.99	06/81	107.0	107.4	107.2	
Tubular heaters		0544.99	06/81	107.3	110.4	111.1	
Other industrial electric heating units		0545.99	06/81	105.5	110.7	110.9	
Cutting tools and accessories							
Small cutting tools		1135 01		272.3	274.7	275.6	
Key way broach	ea.	0101.10		276.9	279.1	280.2	
Twist drill	ea.	0103.02		450.6	463.3	465.0	
Twist drill, carbide tipped	ea.	0104.01	12/71	165.1	167.4	169.3	
Reamer, machine chucking	ea.	0106.05	12/68	182.4	182.4	182.4	
Spur gear hob	ea.	0111.03		238.0	238.0	238.0	
Milling cutter, side	ea.	0113.08		232.0	232.0	232.0	
Milling cutter, plain	ea.	0115.08		294.8	294.8	294.8	
End mill	ea.	0117.09		287.6	287.6	287.6	
Hand tap	ea.	0119.04		291.5	298.7	298.7	
Round adjustable die	ea.	0121.03		248.9	251.6	254.0	
Solid pipe die	ea.	0123.06		324.3	328.5	332.3	
Power saw blade, circular	ea.	0125.09	12/72	406.3	408.8	418.7	
Power saw blade, band	ft.	0127.04		302.5	294.7	294.7	
Power saw blade, hack	ea.	0129.08		204.1	206.8	206.8	
Turning tool holder	ea.	0131.08		(³)	(³)	(³)	
Throwaway insert, carbide	ea.	0133.06		270.9	270.9	270.9	
Indexible carbide insert, utility	ea.	0134.02	12/72	341.0	341.0	341.0	
Brazed turning tool, carbide tipped	ea.	0135.08		253.5	253.5	253.5	
Carbide tool blank	ea.	0137.01		318.7	318.7	318.7	
Precision measuring tools		02		326.7	326.7	326.7	
Gage blocks	set	0241.05		242.2	245.0	245.4	
Micrometer caliper	ea.	0242.06		306.9	315.3	315.3	
Cylindrical plug gage	ea.	0244.09		217.2	219.5	219.5	
Snap gage, adjustable	ea.	0248.04		296.9	303.1	307.4	
Pneumatic gage, column type	ea.	0249.04	12/72	290.0	290.0	290.0	
Ring gage, cylindrical	ea.	0251.08		(³)	230.7	230.7	
Dial test indicator	ea.	0252.06		213.1	213.1	215.0	
				227.0	228.3	228.3	
Abrasive products							
Abrasive grains		1136 01		299.9	306.7	306.8	
Aluminum oxide		0101.99		352.7	353.1	353.1	
Nonmetallic bonded abrasive products		03	12/80	369.2	370.3	370.3	
All shapes; resinoid & shellac bond; reinforced		0301.99	12/80	117.9	119.1	119.2	
All shapes; resinoid & shellac bond; nonreinforced		0302.99	12/80	120.3	121.8	122.5	
All shapes; rubber bond		0303.99	12/80	117.5	119.2	119.2	
All shapes; other bond		0304.99	12/80	118.1	125.0	(³)	
Diamond & cubic boron nitride wheel; metal bond		0305.99	12/80	112.0	112.0	112.0	
Diamond & cubic boron nitride wheel; other bond		0306.99	12/80	107.0	107.0	107.0	
All shapes; vitrified bond		0307.99	12/80	103.4	103.4	103.4	
Other; except coated abrasives		0309.99	12/80	124.5	125.4	125.4	
Nonmetallic coated abrasive products		05	12/80	(³)	110.4	110.4	
Cloth belts; any abrasive; glue bond		0501.99	12/80	116.3	121.7	121.7	
Cloth belts; any abrasive; resin & waterprf bond		0502.99	12/80	112.8	122.4	122.4	
Other cloth shapes; any abrasive; glue bond		0503.99	12/80	118.2	125.1	125.1	
Other cloth shapes; any abr; resin & wtrprf bond		0504.99	12/80	119.8	(³)	(³)	
Other paper shapes; any abrasive; glue bond		0507.99	12/80	113.5	118.1	118.0	
Buffing, polishing wheels & laps; no abrasive		0509.99	12/80	121.3	130.1	130.1	
Metal abrasives		31	12/76	111.8	113.3	113.3	
Metal soap & scouring pads; & other metal abr		3103.99	12/76	133.3	137.1	137.1	
				167.6	179.8	179.8	
Metal cutting machine tools							
Boring machines		1137 11	12/71	373.2	375.5	378.8	
Boring mill, vertical	ea.	1101.09	12/71	284.3	284.3	284.3	
				292.7	292.7	292.7	

See footnotes at end of table.

Table 6. Producer prices and price indexes for commodity groupings and individual items—Continued

(1967 = 100 unless otherwise indicated)

Commodity	Unit	Commodity code ¹	Other index base	Index			Price
				Jan. 1983 ²	Apr. 1983 ²	May 1983 ²	May 1983
Metal cutting machine tools—Continued		1137					
Drilling machines		12	12/71	297.4	297.4	304.5	
Sensitive drilling machine	ea.	1201.14		405.3	405.3	414.3	
Upright floor type drill, plain	ea.	1203.06	12/71	273.0	273.0	282.1	
Radial drill	ea.	1205.06		302.0	302.0	302.0	
Grinding machines		13	12/71	317.6	321.7	321.7	
Centerless grinding machine	ea.	1304.03	12/71	411.6	423.0	423.0	
Rotary surface grinding machine	ea.	1305.06	12/71	285.1	285.1	285.1	
Recip. surface grinding machine, 18x72	ea.	1323.08		420.6	420.6	420.6	
Lathes		14	12/71	294.9	296.6	296.6	
Engine lathe, 16" swing or under	ea.	1401.07	12/71	296.1	296.1	296.1	
Chucking lathe, automatic, 8 spindle	ea.	1406.02	12/71	379.9	379.9	379.9	
Bar machine, automatic C or 6 spindle	ea.	1408.06		429.9	429.8	429.8	
Turning machine, n/c	ea.	1411.25	12/71	227.3	229.7	229.7	
Milling machines		15	12/71	328.3	328.3	328.3	
Milling machine, bed type	ea.	1507.10	12/73	229.6	229.6	229.6	
Multi-function machines, n/c		16	12/71	200.0	196.0	200.8	
Vert. or horz. sp., manual tool change	ea.	1611.07	12/71	227.3	230.1	230.1	
Vertical spindle, automatic tool change	ea.	1612.10	12/71	170.1	165.0	165.0	
Horizontal spindle automatic tool change	ea.	1613.09	12/71	211.8	207.3	215.7	
Gear cutting machines		17	12/71	486.2	486.4	486.4	
Hobbing machine	ea.	1701.09		408.4	409.4	409.4	
Gear finishing machine	ea.	1703.01	12/76	286.6	286.6	286.6	
Other metal cutting machines tools		19	12/71	283.0	285.2	285.2	
Tapping machine	ea.	1903.06	12/71	278.7	281.7	281.7	
Home shop		31		262.3	275.4	275.4	
Parts for metal-cutting machine tools		51	12/72	386.2	392.8	400.6	
Spindle, sensitive drilling machine	ea.	5102.04	12/72	564.6	574.6	574.6	
Cross feed screw, surface grinder	ea.	5103.01	12/72	315.5	315.5	332.3	
Cross feed screw, engine lathe	ea.	5104.03	12/72	335.3	346.7	346.7	
Cross feed screw, milling machine	ea.	5105.01	12/72	549.3	556.8	556.8	
Ball or lead screw, n/c machine	ea.	5106.04	12/72	160.7	165.0	186.7	
Metal forming machine tools		1138		412.9	414.8	415.3	
Punching, bending, forming machines		21	12/71	300.5	301.6	301.6	
Punching machine, manually operated	ea.	2101.03	12/72	272.7	272.7	272.7	
Punching machine, fixed position, power operated		2102.99	06/81	103.3	106.0	106.0	
Press brakes		2104.99	12/71	287.4	287.4	287.4	
Punching-shearing machine		2107.99	06/81	(?)	107.2	107.2	
Rolls: angles, bars, shapes bending		2116.99	06/81	108.2	(?)	(?)	
Other bending and forming machinery		2118.99	06/81	108.0	(?)	108.7	
Shearing machines		22	12/71	303.9	307.8	307.8	
Plate shearing machines		2201.99		382.5	382.5	382.5	
Mechanical sheet shearing machine		2205.08	12/71	285.8	296.6	296.6	
Presses		23	12/71	350.2	350.3	351.6	
Mechanical OBI press, 45 tons	ea.	2301.18		397.5	397.5	397.5	
Mechanical OBI press, 105-110 tons	ea.	2302.17		422.1	422.1	422.1	
Mech. press, st. sided, 200-300 tons	ea.	2303.11	12/68	422.7	421.2	423.6	
Mech. press st. sided 2 pt., 400 tons	ea.	2304.06	12/71	313.6	312.6	316.1	
Mech. press, 600 tons and over cap.	ea.	2305.08	12/72	382.8	380.1	384.2	
Press, automatic 45 thru 64 tons cap.	ea.	2306.06	12/75	167.9	168.1	168.1	
Press, auto., 65 thru 100 tons cap.	ea.	2307.07	12/71	359.7	356.5	351.9	
Hydraulic press, vertical, single action		2312.99	06/81	(?)	111.7	113.3	
Other metal forming machines		25	12/71	335.5	341.6	340.8	
Riveting machine	ea.	2503.07	12/72	226.9	226.9	226.9	
All other metal forming machine tools		2506.99	06/81	116.7	120.2	120.2	
Wire drawing machine		41					
Wire drawing machine	ea.	4196.07	12/73	242.5	243.4	243.4	
Parts for metalforming machine tools		51	12/72	342.2	341.1	342.0	
Knives, plate shear, 1" x 4" x 10'	pr.	5102.03	12/72	241.5	233.6	233.6	
Clutch lining components, OBI press	ea.	5103	12/72	348.1	348.1	348.1	
Clutch lining components, 2 pt.	ea.	5104	12/72	340.5	340.5	340.5	
Other parts for metal forming machine tools		5105.99	06/81	115.1	114.8	115.2	
Tools, dies, jigs, fixtures & ind. molds		1139	06/81	108.0	108.0	107.9	
Special dies, tools jigs, and fixtures		01	06/81	109.4	109.5	109.1	
Jigs/fixtures; other types, under 1000 lbs.		0103.99	06/81	99.4	98.0	98.0	
Jigs/fixtures; other types, 1000 lbs. and over		0104.99	06/81	100.8	99.6	99.6	
Standard parts and components for jig and fixtures		0105.99	06/81	107.7	107.7	107.7	
All other stamping-type dies		0114.99	06/81	101.9	103.1	103.1	
All other dies		0121.99	06/81	102.8	103.7	103.7	
Other standard components and parts for die		0125.99	06/81	104.1	104.1	104.1	
Industrial molds		03	06/81	104.5	104.5	105.1	
Die casting molds		0301.99	06/81	102.5	(?)	102.5	
Injection molds for plastic products		0305.99	06/81	104.0	104.0	105.0	
All other molds made of metal and mold bases		0309.99	06/81	111.3	111.3	111.3	
General purpose machinery and equipment		114		307.4	307.9	308.4	
Pumps, compressors, and equipment		1141		349.9	347.8	347.4	
Industrial pumps		02		356.5	353.5	353.6	

See footnotes at end of table.

Table 6. Producer prices and price indexes for commodity groupings and individual items—Continued

(1967 = 100 unless otherwise indicated)

Commodity	Unit	Commodity code ¹	Other index base	Index			Price
				Jan. 1983 ²	Apr. 1983 ²	May 1983 ²	May 1983
Pumps, compressors, and equipment—Continued							
Reciprocating pump, power operated	ea.	1141 0202 .03		540.7	521.3	521.3	
Centrif., -90 gpm, 125 ft., 3500 rpm, ci	ea.	0204 .03	12/72	234.5	233.6	233.6	
Centrif., -90 gpm, 125 ft., 3500 rpm, ss 316	ea.	0206 .04	12/72	310.2	309.8	309.8	
Centrif., -1000 gpm, 130 ft., 1750 rpm	ea.	0207 .08	12/72	199.7	202.8	202.8	
Centrif., 3000 gpm, 175 ft., 1750 rpm	ea.	0208 .13		353.1	349.3	349.3	
Turbine pump	ea.	0211 .14		312.3	312.3	312.3	
Rotary pump	ea.	0231 .07		318.1	320.6	320.6	
Air compressors, stationary		03	12/70	230.0	229.1	226.9	
Stationary air compressor, 5 hp	ea.	0301 .04	12/70	260.6	258.1	252.8	
Stationary air compressor, 75-125 h.p.	each	0303 .08		273.5	273.5	273.5	
Gas compressors		04	12/70	338.5	338.9	339.6	
Centrifugal, uncooled	ea.	0401 .05	12/70	400.1	400.1	402.7	
Angle engine, 2,000 hp	ea.	0403 .07	12/70	279.7	279.7	279.7	
Reciprocating, 1,000 hp	ea.	0405 .03	12/70	343.2	344.3	344.9	
Elevators, escalators, and other lifts							
Elevators & escalators		1142 01		273.3	271.6	272.3	
Electric freight elevator		0101 .99		(³)	460.3	465.1	
Gearless electric passenger elevator		0102 .99		262.1	263.4	264.7	
Gearless electric passenger elevator		0103 .99	12/76	151.4	147.6	147.9	
Hydraulic passenger elevator		0105 .99	12/76	136.5	135.7	136.2	
Hydraulic freight elevator		0107 .99	12/76	151.8	151.8	151.8	
Other non-farm elevators, including dumbwaiters, etc		0109 .99	06/81	106.9	106.9	106.9	
Escalators		0111 .99		228.2	222.6	222.3	
Elevator and escalator parts & attachments		02	06/81	117.6	117.6	117.6	
Parts and attachments for elevators and escalators		0221 .99	06/81	117.6	117.6	117.6	
Automobile lifts		03	06/81	112.7	112.7	112.7	
Automobile lifts		0301 .99	06/81	112.7	112.7	112.7	
Fluid power equipment							
Fluid power pumps		1143 01	12/70	249.6	251.3	252.1	
Gear type, 5-30 gpm.	ea.	0101 .03	12/70	251.9	257.5	257.5	
Vane type, fixed, 5 to 25 gpm.	ea.	0103 .04	12/71	242.3	242.3	242.3	
Axial piston variable, 7 1/2 to 15 gpm.	ea.	0107 .06	12/70	317.3	329.1	329.1	
Axial piston, fixed, 7 1/2 to 20 gpm	ea.	0108 .03	12/72	276.3	290.1	290.1	
Axial piston, variable, 35 to 45 gpm.	ea.	0109 .04	12/71	269.8	292.2	292.2	
Fluid power valves		02	12/71	250.9	265.3	265.3	
Fluid power valves		0201 .99	12/82	227.8	223.3	225.2	
Cylinders		03	12/71	100.0	98.6	98.8	
Industrial pneumatic, 2 inch bore	ea.	0301	12/71	261.9	269.6	269.6	
Industrial hydraulic, 2 inch bore	ea.	0302	12/71	253.0	258.5	258.5	
Mobile, hydraulic, 4 inch bore	ea.	0305 .04	12/72	249.6	256.3	256.3	
Fluid power hose and tube fittings		04	12/72	254.2	262.7	262.7	
Fluid power hose and tube fittings		0411 .99	12/82	238.9	238.5	238.9	
				100.0	100.0	100.0	
Industrial material handling equipment							
Conveying equipment		1144 02	12/70	285.6	284.8	284.8	
Monorail conveyor	100 ft.	0201 .01		241.1	240.9	240.8	
Belt conveyor	ea.	0221 .06		382.3	382.3	382.3	
Trolley conveyor	ea.	0231		276.5	277.6	277.7	
Material handling trucks		03	12/70	325.9	321.0	321.1	
Electric trucks, operator-riding		0351 .99		230.6	229.0	229.0	
Motorized handtrucks		0352 .99	06/80	246.7	247.3	247.3	
Internal combustion trk, under 6000 lb.		0361 .99		113.4	111.6	(³)	
Internal combustion trucks 6000-14,999 lb.		0362 .99	06/80	259.6	255.7	255.7	
Internal combustion trucks 15,000 lb. and over		0363 .99	06/80	109.4	109.4	109.4	
Other handtrucks, trailers, dollies		0375 .99	06/80	116.9	117.5	117.5	
Parts and attachments		0376 .99	06/80	115.3	115.1	115.1	
Hoist and cranes		04	12/70	110.8	108.8	108.9	
Hand chain hoist, spur gear	ea.	0491 .05		281.6	282.1	282.1	
Electric hoist, lug type	ea.	0493 .05		281.1	281.1	281.1	
Air hoist, 1,000 lb. capacity	ea.	0494 .08	12/70	322.0	322.9	322.9	
Crane, overhead bridge type	ea.	0496 .09	12/70	218.9	(³)	221.5	
				305.4	305.5	305.5	
Mechanical power transmission equipment							
Speed reducer, parallel shaft, helical	ea.	1145 0102 .07		313.1	314.8	315.4	
Gearmotor, parallel shaft	ea.	0103 .07		408.0	408.0	408.0	
Reducer, parallel shaft, size 203	ea.	0105 .04		255.9	255.9	255.9	
Bevel gear, coarse-pitch, AGMA class 8	ea.	0111 .04		353.3	345.4	345.4	
Spur gear, coarse-pitch, AGMA class 8	ea.	0113 .03		363.4	363.4	363.4	
Spur gear, fine-pitch	ea.	0115		385.7	385.7	385.7	
Flexible coupling, gear type	ea.	0116 .04		251.0	251.0	251.0	
Roller chain, semifinished	ft.	0121 .02	12/74	180.5	180.5	185.0	
Mill chain	ft.	0124 .03		314.1	310.8	310.8	
Roller chain plate sprocket	ea.	0128 .04	06/76	449.4	456.2	461.3	
V-belt sheave	ea.	0133 .05		151.0	151.0	151.0	
Universal joint, industrial	ea.	0135 .04	06/76	329.7	329.7	329.7	
Clutch, friction type	ea.	0137 .04	12/74	153.7	152.6	152.6	
				208.2	210.6	210.6	
Scales and balances							
		1146		227.9	226.4	227.7	

See footnotes at end of table.

Table 6. Producer prices and price indexes for commodity groupings and individual items—Continued

(1967 = 100 unless otherwise indicated)

Commodity	Unit	Commodity code ¹	Other index base	Index			Price
				Jan. 1983 ²	Apr. 1983 ²	May 1983 ²	May 1983
Scales and balances—Continued							
Motor truck scales		1146					
Motor trucks scales		02					
Industrial scales		0231 .99		262.7	267.0	269.9	
Bench and portable scales		04	12/80	101.7	102.5	103.7	
Floor scales		0433 .99		288.6	290.8	295.9	
Misc. industrial scales		0434 .99		302.9	302.9	309.2	
Commercial retail scales		0437 .99		257.3	(³)	266.5	
Misc. retail-commercial scales		05	12/80	104.2	94.6	94.6	
Personal household scales		0539 .99	12/80	110.1	110.1	110.1	
Personal weighing scales and misc. household scales		06	12/80	120.5	122.8	122.8	
Mailing scales		0642 .99	12/80	122.3	128.2	128.2	
Mailing and parcel post scales		07					
Accessories and attachments		0742 .99	12/80	107.6	108.5	108.5	
Accessories and attachments		08					
Parts for scales and balances		0843 .99	12/80	104.4	107.9	107.9	
Parts for scales and balances		09					
Parts for scales and balances		0944 .99	12/80	102.3	107.2	107.2	
Fans and blowers, except portable							
Centrifugal blower	ea.	1147		336.9	336.3	336.9	
Propeller fan	ea.	0101 .09		338.1	338.1	338.1	
Attic fan, 30 inch size	ea.	0111 .09		366.0	364.9	364.9	
Axial fan, 36-38 inch, direct drive	ea.	0121 .09		264.0	261.4	267.8	
Industrial fan, arrangement no. 1	ea.	0133 .08		390.0	387.1	387.1	
Industrial fan, arrangement no. 1	ea.	0135 .06		333.5	333.5	333.5	
Air conditioning and refrigeration equip							
Heat transfer equipment		1148					
Central station a/c unit		01	12/77	141.6	142.8	142.5	
Unit cooler		0107 .99	12/77	149.9	151.3	148.4	
Remote refrigerent condenser		0109 .99	12/77	145.5	150.0	148.3	
Finned coils, all types		0111 .99	12/77	137.3	140.0	140.0	
Other heat transfer equipment		0117 .99	12/77	138.3	139.7	139.7	
Unitary air conditioners		0131 .99	12/82	144.9	145.2	144.3	
Year-round air conditioners		02	12/77	110.8	111.1	105.6	
Air conditioners, except window and wall units		0205 .99	12/77	138.1	139.5	139.8	
Single package heat pump		0209 .99	12/77	131.0	129.7	130.6	
Split system heat pump		0215 .99	12/77	130.0	135.2	135.2	
Split system, condensing unit		0217 .99	12/77	138.1	138.7	139.1	
Commercial refrigeration equipment		0219 .99	12/68	209.8	211.7	210.9	
Refrigeration enclosures		03	12/77	140.7	141.3	141.8	
Mechanical drinking water cooler		0301 .99	12/82	100.0	100.5	100.9	
Mechanical beverage cooling and dispensing equipment		0309 .99	12/77	128.0	128.1	(³)	
Other commercial refrigeration equipment		0311 .99	12/82	100.0	100.0	101.0	
Refrigerant compressors		0319 .99	12/82	100.0	100.0	100.0	
Refrigerant compressors		04	12/77	140.2	140.2	140.2	
Refrigeration condensing units		0411 .99	12/82	100.0	100.0	100.0	
Refrigeration condensing units		05	12/77	137.7	138.4	139.0	
Other a/c and refrigeration equipment		0511 .99	12/82	100.2	101.1	101.2	
Icemaking machines		06	12/77	143.3	145.4	145.1	
Mobile vehicle refrigeration system		0603 .99	12/77	141.0	142.4	142.4	
Evaporative air cooler		0606 .99	12/77	(³)	(³)	132.6	
Mobile vehicle mechanical a/c system		0617 .99	12/77	(³)	(³)	147.8	
Liquid chiller, centrifugal and reciprocating		0621 .99	12/82	100.0	101.6	101.6	
Other machinery, components, and accessories		0623 .99	12/82	99.2	102.1	102.1	
Other machinery, components, and accessories		0629 .99	12/82	103.2	103.1	103.1	
Miscellaneous general purpose equipment							
Metal valves, except fluid power		1149		324.5	323.8	325.9	
Gates, globes, angles, and checks		02	12/82	100.3	100.3	100.7	
Ball valves		0201 .99	12/82	99.9	97.8	97.9	
Butterfly valves		0202 .99	12/82	100.0	100.1	100.2	
Plug valves		0203 .99	12/82	100.0	100.7	100.7	
Plumbing and heating valves (low pressure)		0204 .99	12/82	100.7	101.8	101.8	
Control valves		0205 .99	12/82	100.0	100.0	100.0	
Regulator valves		0206 .99	12/82	100.3	100.3	101.7	
Other valves		0207 .99	12/82	102.3	102.9	104.2	
Metal pipe fittings, flanges, and unions		0209 .99	12/82	100.0	(³)	101.8	
Metal pipe fittings, flanges, and unions		03	12/82	100.0	101.3	100.9	
Ball and roller bearings		0301 .99	12/82	100.0	101.3	100.9	
Radial ball bearing, light	ea.	05		330.9	331.2	331.2	
Radial ball bearing, medium	ea.	0521 .05		324.6	324.6	324.6	
Radial ball bearing, extra light	ea.	0522 .04		362.0	362.0	362.0	
Roller bearing, cylindrical	ea.	0525	12/74	238.0	238.0	238.0	
Roller bearing, needle	ea.	0532 .01		336.5	336.5	336.5	
Pillow block, ball bearing	ea.	0533 .02		321.5	328.7	328.7	
Pillow block, roller bearing	ea.	0541 .04		398.2	398.2	398.2	
Plain bearings	ea.	0542 .02		284.0	284.0	284.0	
Plain bearings		06		257.0	262.4	262.4	
Special industry machinery and equipment							
Food products machinery		116		331.8	334.4	335.6	
Dairy industry machinery		1161		313.4	316.9	317.2	
Dairy industry machinery		01		226.0	227.4	227.4	

See footnotes at end of table.

Table 6. Producer prices and price indexes for commodity groupings and individual items—Continued

(1967 = 100 unless otherwise indicated)

Commodity	Unit	Commodity code ¹	Other index base	Index			Price
				Jan. 1983 ²	Apr. 1983 ²	May 1983 ²	May 1983
Food products machinery—Continued							
Homogenizer	ea.	1161 0103 .02	12/69	275.3	275.3	275.3	
Ice cream freezer, continuous type	ea.	0104 .04	12/69	247.7	247.7	247.7	
Pasteurizer, HTST plate, 20 MPPH	ea.	0107 .01	12/69	229.4	229.4	229.4	
Bakery industry machinery							
Oven, revolving tray, gas fired	ea.	02 0213 .04	12/69	439.8	440.8	441.0	
Bread slicer	ea.	0214 .05	12/70	272.6	279.2	279.2	
Bread bagging machine, automatic	ea.	0215 .06	12/69	265.6	267.5	267.5	
Commercial food production machinery		04		238.0	238.0	238.0	
Food mixer, 20 quart bowl	ea.	0433 .02	12/70	304.4	311.3	311.3	
				228.6	228.6	228.6	
Textile machinery and equipment							
Cleaning and opening machinery		1162 11		258.4	259.4	259.9	
Cleaning & opening machinery, card room		1112 .99	12/80	289.9	292.4	292.4	
Spinning machinery, except parts		21	12/80	114.9	115.9	115.9	
Warper, beam, high-speed	ea.	2125 .05	12/75	110.6	110.2	110.2	
Weaving machinery, except parts		34	12/80	189.1	189.1	189.1	
shuttleless loom, imported		3443 .01	12/75	117.4	120.7	123.8	
Knitting machinery and equipment		44		119.8	119.8	119.8	
Double knitting machine, imported		4454 .04	12/75	145.2	147.3	147.3	
Dyeing, drying, finishing machinery		55		105.1	(³)	(³)	
Bleaching, dyeing and finishing equipment		5562 .99	12/80	326.5	327.3	327.5	
Drying machinery, stocks, yarn cloth		5563 .99	12/69	109.9	110.2	110.2	
Other textile machinery		5565 .99	12/69	233.1	234.9	234.9	
Industrial sewing machines		66		222.8	222.8	223.1	
Overedging machine	ea.	6671 .07	12/69	270.4	274.5	274.5	
Textile machinery parts and attachments		77	12/80	190.8	(³)	(³)	
Turnings & shapes		7711 .99	12/80	120.7	119.4	119.3	
Parts for all other fiber to fabric machinery		7713 .99	12/80	142.8	(³)	(³)	
Parts, power looms		7714 .99	12/80	128.9	(³)	127.0	
Parts, bleaching, finishing		7716 .99	12/80	113.1	(³)	113.0	
Parts, all other textile machinery		7717 .99	12/80	115.0	116.8	116.8	
				112.0	114.3	114.3	
Woodworking machinery and equipment							
Other than for home workshops		1163 01	12/80	288.8	289.3	292.0	
Sawmill equipment		0101 .99		104.7	103.6	105.6	
Sawing machines, except sawmill equipment		0103 .99	12/80	184.5	184.5	184.5	
Straight-line machinery: planers, sanders, etc.		0104 .99	12/80	(³)	110.5	110.5	
Boring and carving machinery, dovetailers, etc.		0105 .99	12/80	116.3	116.3	120.2	
Other woodworking machinery: lathes, planers, etc.		0106 .99	12/80	(³)	111.9	111.9	
Parts and attachments: cutting tools		0107 .99	12/80	106.4	(³)	118.7	
All other parts, attachments, and accessories		0108 .99	12/80	77.0	74.9	74.9	
Saw blade		05		102.5	100.5	100.5	
Saw blade solid tooth	ea.	0521 .04	12/72	352.7	359.3	359.3	
				271.9	276.5	276.5	
Paper industries machinery							
Wood preparation equipment		1164 0101 .99	06/82	102.6	103.4	103.5	
Papermill machinery		0105 .99	06/82	100.0	100.0	100.0	
Paper and paperboard converting equipment		0107 .99	06/82	107.2	106.3	106.4	
Rebuilt pulp and paper industries machinery		0113 .99	06/82	102.1	104.3	104.5	
				(³)	100.0	100.0	
Printing trades machinery and equipment							
Printing presses, offset		1165 01		297.6	308.7	308.8	
Bookbinding machinery and equipment		05		342.8	370.8	370.8	
Other printing machinery and equipment		09	12/82	288.5	294.5	296.9	
Other printing machinery and equipment		0911 .99	12/82	100.1	100.8	100.7	
				100.1	100.8	100.7	
Other special industry machinery							
Rubber working and rubber machinery		1166 01	12/81	411.0	412.4	414.5	
Tire recapping and repairing machinery		0106 .99	12/81	108.2	108.2	108.8	
Other rubber working machinery		0107 .99	12/81	105.5	105.5	108.0	
Plastics machinery		03	12/81	104.7	104.7	(³)	
Plastics extruder, 4 1/2" to 8"		0301 .99	12/81	105.9	106.0	106.0	
Injection molding machinery		0304 .99	12/81	354.7	354.7	354.7	
Other plastics machinery and parts		0306 .99	12/81	105.5	105.5	105.5	
Chemical industry machinery		04		102.2	(³)	102.7	
Chemical mixer, plain steel, with or w/o controls		0412 .99	12/72	432.5	430.7	432.0	
Other chemical machinery		0413 .99	12/81	283.7	275.9	275.9	
Miscellaneous industry machinery		06		106.8	106.8	106.8	
Concrete machinery and parts		0626 .99	12/81	398.9	401.4	404.3	
Bottle forming/glass making machinery and parts		0627 .99	12/81	105.0	105.0	105.8	
Shoemaking machinery and parts		0628 .99	12/81	113.1	113.4	114.0	
Metal cleaning, degreasing machinery and parts		0629 .99	12/81	103.3	102.8	102.8	
Stoneworking machinery and parts		0633 .99	12/81	106.7	106.6	106.9	
Other machinery and parts		0635 .99	12/81	106.3	107.7	109.8	
				103.8	105.1	105.0	
Packing and packaging machinery							
Filling and capping machines		1167 01	12/76	170.0	171.5	171.8	
Dry products filling machine	ea.	0101 .04	12/76	183.2	184.5	185.1	
Liquid container filler	ea.	0102 .03	12/76	174.4	174.6	(³)	
Form-fill-seal machine	ea.	0103 .06	12/76	174.6	174.6	174.6	
				182.6	188.7	188.7	

See footnotes at end of table.

Table 6. Producer prices and price indexes for commodity groupings and individual items—Continued

(1967 = 100 unless otherwise indicated)

Commodity	Unit	Commodity code ¹	Other index base	Index			Price
				Jan. 1983 ²	Apr. 1983 ²	May 1983 ²	May 1983
Packing and packaging machinery—Continued							
Capping machine	ea.	1167 0105 .02	12/76	253.9	253.9	253.9	
Cartoner	ea.	0106 .03	12/76	180.2	179.1	180.4	
Package forming and wrapping machines		02	12/76	154.5	156.8	156.8	
Bag making machine	ea.	0202	12/76	172.3	172.3	172.3	
Machinery for processing pkgs. & bottles		03	12/76	159.6	160.9	160.9	
Bottle cleaning machine	ea.	0301 .01	12/76	171.4	171.4	171.4	
Casing machine	ea.	0302 .03	12/76	153.3	155.1	155.1	
Labeling machine	ea.	0303 .02	12/76	172.0	175.6	175.6	
Tape dispenser	ea.	0306 .03	12/76	173.8	173.8	173.8	
Service industry machinery and parts							
Nonelectric commercial cooking equipment & parts		1168 0101 .99	06/82	102.1	102.8	103.3	
Electric commercial cooking equipment & parts		0102 .99	06/82	102.1	104.5	104.5	
Water softeners and conditioners		0103 .99	06/82	101.9	105.5	105.6	
Floor maintenance machinery		0104 .99	06/82	97.9	97.5	98.0	
Sewage purification equipment		0106 .99	06/82	102.9	103.3	103.3	
Garbage and trash compactors		0108 .99	06/82	103.8	104.0	104.0	
Commercial and industrial vacuum cleaners & parts		0109 .99	06/82	100.0	100.1	106.9	
Other industrial, commercial service machines		0111 .99	06/82	100.0	101.4	101.4	
Parts & acces. ex. cooking equip. & vacuum parts		0112 .99	06/82	104.3	104.3	105.2	
		0121 .99	06/82	102.5	102.5	102.8	
Commercial laundry & dry cleaning equip.							
Laundry equipment		1169 01	12/82	101.1	101.2	101.2	
Washer-extractor combinations		0103 .99	12/82	101.2	101.3	101.3	
Other commercial laundry equipment		0107 .99	12/82	100.0	99.9	99.9	
Dry cleaning equipment		02	12/82	100.0	100.0	100.0	
Parts, attachments, and accessories		03	12/82	100.0	100.0	100.0	
For commercial laundry equipment		0301 .99	12/82	101.3	101.3	101.3	
				102.0	102.0	102.0	
Electrical machinery and equipment							
Wiring devices		117 1171		235.2	237.3	237.7	
Current carrying		01		329.1	331.9	333.6	
Lightning arrester, 9-10 kv.	ea.	0105 .05		294.7	297.9	299.9	
Incandescent lampholders		0109 .99		193.4	194.5	192.2	
Lampholders excluding incandescent		0111 .99	12/81	369.9	371.1	380.5	
Pin & sleeve: outlet, plug cap & connector body		0112 .99	12/81	110.9	112.6	112.6	
Convenience and power outlet: 2-pole, 3-wire and up		0113 .99	12/81	115.2	116.5	116.5	
Precision snap-acting switches, exc. limit & dimmers		0117 .99	12/81	99.7	107.1	102.0	
A.c. single pole switches, except mercury		0118 .99	12/81	101.1	101.2	101.2	
Gen. use switches, ex. non-mercury a.c. single pole		0119 .99	12/81	111.2	111.1	(?)	
Dimmers and all other special purposes switches		0123 .99	12/81	100.0	(?)	(?)	
Terminal blocks		0129 .99	12/81	111.4	111.4	111.4	
Other current-carrying wiring devices		0133 .99	12/81	110.0	114.5	114.5	
Noncurrent carrying		0134 .99	12/81	105.8	108.2	108.2	
Wall plate, plastic for switch		02		361.5	363.2	364.5	
Stamped metal outlet box	per 100	0265 .03		367.5	379.1	379.1	
Stamped metal switch and receptacle box		0266 .99		363.5	362.5	362.2	
Electrical metal tubing		0267 .99		376.6	373.6	374.9	
EMT fittings		0273 .99	12/72	220.9	225.6	228.6	
Cast metal box, cover, gasket & access. ex. junction		0281 .99	12/81	109.6	104.3	106.2	
Other noncurrent-carrying wiring devices		0285 .99	12/81	116.7	111.9	116.7	
		0289 .99	12/81	109.7	111.1	110.9	
Integrating and measuring instruments							
Electrical (direct meas.) instr.		1172 01		217.4	220.5	223.1	
Watt-hour meter, single phase, 30 amp.	ea.	0101 .01		258.1	268.1	270.1	
Voltmeter, d.c., panel type	ea.	0111 .06		197.3	197.3	197.3	
Wattmeter	ea.	0131 .04	12/75	332.3	332.3	(?)	
Parts, various, for integrating meters	ea.	0199 .01	12/71	147.1	147.1	147.1	
Electronic (indirect meas.) instr.		02		226.5	252.9	264.2	
Volt-ohm-milliammeter, portable	ea.	0244 .04		193.1	192.3	195.1	
Semiconductor tester parametric	ea.	0245 .13		256.5	245.4	245.4	
Combination and group test sets	ea.	0246 .08	12/71	(?)	90.3	90.3	
Signal generator, microwave	ea.	0247 .10	12/69	179.1	(?)	192.3	
Signal generator, audio	ea.	0248 .05	12/71	241.6	230.2	235.8	
Field strength instruments	ea.	0267 .04	12/71	206.5	209.2	226.0	
Oscillographic recorder, stylus type	ea.	0271 .04	12/71	215.4	213.7	213.7	
				226.6	228.1	228.1	
Motors, generators, motor generator sets							
Electric motors		1173 01		320.8	321.7	324.2	
Fractional hp., d.c., 1/2 hp.	ea.	0101 .06		308.5	303.2	304.1	
Fractional hp., a.c., 1/20 - 1/5 h. p.	ea.	0104 .02		286.8	289.9	289.9	
Fractional hp., a.c., 1/4 hp.	ea.	0105 .05		287.3	(?)	(?)	
Fractional hp., a.c., 1/2 hp.	ea.	0106 .04		(?)	300.4	300.4	
Fractional hp., a.c., 1/25 hp. and un.	ea.	0107 .03		(?)	295.2	295.2	
Integral hp., a.c., 3 hp.	ea.	0111 .12		276.4	289.4	289.4	
Integral hp., d.c., 5 hp.	ea.	0117 .07		335.2	327.4	330.9	
Integral hp., d.c., 25 hp.	ea.	0118 .06	12/68	292.3	292.3	296.5	
Integral hp., a.c., 50 hp.	ea.	0119 .06		284.6	278.6	282.8	
Generators and generator sets		02		354.8	344.5	344.5	
				333.1	343.5	348.3	

See footnotes at end of table.

Table 6. Producer prices and price indexes for commodity groupings and individual items—Continued

(1967 = 100 unless otherwise indicated)

Commodity	Unit	Commodity code ¹	Other index base	Index			Price
				Jan. 1983 ²	Apr. 1983 ²	May 1983 ²	May 1983
Motors, generators, motor generator sets—Continued							
Electric generating plant 100 - 125 kw	ea.	1173 0222 .09		276.6	266.9	266.9	
Generator set, portable, gas 1.5-5.0 KW		0223 .13		264.3	276.6	281.5	
Generator, a. c., 30 kw.	ea.	0224 .07		290.5	287.2	287.2	
Transformers and power regulators							
Fluorescent lamp ballasts		1174 02	06/81	220.3	225.4	223.4	
Correct power factor type		0205 .99		105.8	105.9	105.9	
Uncorrected power factor type		0207 .99	06/81	224.7	224.7	224.7	
Distribution transformers		03	06/81	105.2	105.4	105.4	
Liquid immersed, pole type, single phase		0301 .99	06/81	112.2	113.2	113.3	
Liquid immersed, pad mount, single phase		0303 .99	06/81	110.6	111.8	111.6	
Dry type, single or three phase		0315 .05		113.7	114.5	114.7	
Small power transformers		05	06/81	253.5	253.5	253.5	
501-2500 KVA, liquid immersed		0501 .99	12/74	105.6	110.3	110.5	
Large power transformers		06	06/81	166.7	179.7	180.3	
Specialty and all other transformers		07	06/81	97.6	104.3	98.8	
Open core/coil and units end-bell enclosed		0701 .99	06/81	103.1	104.7	104.6	
HID lamp transformers		0703 .99	06/81	108.0	107.8	107.9	
General purpose transformers		0711 .99	06/81	101.1	106.1	106.1	
Transmission and dist. voltage regs.	ea.	0725 .07		106.0	106.0	106.2	
Other transformers		0731 .99	06/81	224.2	223.2	219.3	
Switchgear, switchboard, etc. equipment							
Panelboards		1175 01		265.9	268.6	268.6	
Distribution, fusible	ea.	0101 .12		304.9	291.0	289.7	
Lighting, circuit breaker	ea.	0102 .06		357.8	364.3	361.0	
Safety switches		02		276.0	249.2	249.2	
A-C., 3 pole, 60 amps	ea.	0212 .05					
Circuit breakers		03		371.2	379.2	379.2	
Air, a.c.	ea.	0321 .02		219.8	226.0	228.4	
Oil, outdoor, 115 kv.	ea.	0332 .06		318.6	317.9	323.7	
Oil, outdoor, 34.5 kv., 1200 amp.	ea.	0333 .07		191.9	206.1	207.0	
Switchgear		04		270.6	244.8	250.5	
Assembly, indoor, 600 v, a.c.	ea.	0441 .03		257.0	253.0	250.9	
Assembly, indoor, 5 kv, a.c.	ea.	0443 .03		237.5	233.9	241.9	
Distribution cut-out, indicating		0452 .06		(³)	246.5	230.0	
Bus duct, plug-in type, 600 amps.	10 ft.	0453 .03		218.4	218.8	204.6	
Fuse link, 15 amperes	ea.	0454 .04		331.2	317.0	317.0	
Circuit breaker load centers		05		285.5	283.2	285.5	
12-24 branches	ea.	0561 .04					
Low-voltage fuses		06		316.7	316.7	316.7	
Cartridge fuse, renewable	ea.	0671 .05		380.5	380.5	380.5	
Cartridge fuse, one-time	ea.	0672 .04		384.9	384.9	384.9	
Plug fuse, one-time	per 1000	0673 .06		379.8	379.8	379.8	
Industrial controls		07		359.5	359.5	(³)	
Starters, a. c., 25 hp., 440 volts	ea.	0777 .06		260.5	267.3	267.3	
Starters, a.c. 75 hp. 440 volts	ea.	0781 .05		254.2	267.6	267.6	
Contactors, a. c., size 1, 3 pole	ea.	0783 .05		285.5	256.4	256.4	
Electric lamps/bulbs							
Incandescent		1177 01		299.7	310.1	307.4	
100 watts, inside frosted	ea.	0101 .05		319.3	328.4	323.4	
Sealed beam head-lamp, replacement	ea.	0103 .04		370.1	382.0	370.8	
3-way, 50-100-150 watts	ea.	0104 .05		284.9	296.1	297.2	
Reflector, par type, 150 watts	ea.	0105 .03		405.9	382.3	382.3	
Automobile lamp, miniature, 32-4 c. p.	ea.	0106 .03		385.0	395.3	390.0	
Sealed beam headlamp, 5.75 inch o.e.m.	ea.	0108 .01	12/68	231.7	233.8	235.8	
Other than incandescent		02		305.3	314.2	314.2	
Fluorescent, rapid start, 40 watts	ea.	0211 .05		254.5	267.2	268.9	
Mercury lamp, 400 watts	ea.	0212 .03		224.4	248.8	249.0	
Fluorescent, slimline, 75 watts	ea.	0213 .04		207.6	197.2	205.0	
Electronic components and accessories							
Receiving type electron tubes		1178 01		179.1	180.1	180.2	
Miniature tube, type 6BZ6	ea.	0102 .02		475.7	475.8	475.7	
Miniature tube, type 6CB6A	ea.	0103 .02		426.0	426.0	426.0	
Miniature tube, type 12AU7A	ea.	0104 .03	12/68	463.1	463.1	463.1	
Miniature tube, type 12BA6	ea.	0105 .02		391.5	391.5	391.5	
Miniature tube, type 12BE6	ea.	0106 .02		496.3	496.3	496.3	
Miniature tube, type 35W4	ea.	0107 .02		508.2	508.2	508.2	
Miniature tube, type 50C5	ea.	0108 .02		623.1	623.1	623.1	
Standard glass tube, type 5U4GB	ea.	0111 .02	12/67	422.4	422.4	422.4	
Standard glass tube, type 6SN7GTB	ea.	0112 .01	12/67	547.5	547.5	547.5	
Power, transmitter, special purpose tubes		03		436.6	436.6	436.6	
External anode tube, 100 watts and un.	ea.	0321 .06		297.1	301.2	301.9	
Ext. anode tube, 101 thru 1000 watts	ea.	0322 .05		322.4	325.4	327.9	
Internal anode tube, 25 watts and less	ea.	0324 .05		324.1	324.1	327.2	
Xenon gas thyratrons	ea.	0326 .04		288.8	288.8	288.8	
Oscilloscope tube, single gun	ea.	0336 .06	12/68	419.2	460.9	460.9	
Capacitors		11	12/67	285.8	279.9	279.9	

See footnotes at end of table.

Table 6. Producer prices and price indexes for commodity groupings and individual items—Continued

(1967 = 100 unless otherwise indicated)

Commodity	Unit	Commodity code ¹	Other index base	Index			Price
				Jan. 1983 ²	Apr. 1983 ²	May 1983 ²	May 1983
Electronic components and accessories—Continued							
Aluminum electrolytic, standard		1178					
All other aluminum electrolytic				97.5	97.5	98.9	
Tantalum, dry slug and wire electrolytic, metal case			06/81	96.9	96.9	(?)	
Film dielectric			06/81	73.2	72.8	70.6	
Ceramic tubular, disc, plate and all two terminal			12/67	147.3	143.9	147.3	
Ceramic monolithic chips			12/67	180.3	(?)	182.3	
Ceramic monolithic, radial leaded			06/81	101.7	101.7	101.7	
Ceramic monolithic, axial leaded			06/81	95.1	95.7	95.7	
Variable dielectric			06/81	71.8	71.6	71.6	
Resistors for electric applications			06/81	118.1	111.0	110.7	
Fixed, metal film resistor		12	12/67	181.9	183.5	183.8	
Fixed, other, non-wirewound resistor		1215	12/67	69.9	64.6	64.8	
Fixed, w. w., ultra-prec. (not estab. rel.) resistor		1219	12/80	99.9	99.9	99.9	
Fixed, non-prec. wirewound resistor, without tap		1228	12/80	103.7	104.4	104.7	
Pot, non-precision, non wirewound, single turn		1229	12/67	199.0	203.6	203.6	
Trimmer, wirewound, multi-turn		1245	12/67	314.9	320.3	(?)	
Potentiometer, w w, multi-turn		1251	12/80	107.5	112.6	113.4	
Resistor network, thick film		1259	12/80	101.7	104.2	104.2	
Relays		1272	12/80	105.1	105.1	105.1	
Switches, mechanical (electronic appl.)		21	12/68	232.0	232.0	232.0	
Switches, mechanical (electronic appl.)		22	06/82	100.2	100.5	101.0	
Antennas		23	12/68	216.0	216.0	216.0	
Connectors		24	12/67	222.3	220.6	220.6	
Coaxial connector (radio frequency and above)		2411	12/68	250.1	250.1	250.1	
Cylindrical, h.d. and standard		2421	12/80	114.3	105.8	105.8	
Miniature cylindrical		2422	12/80	109.5	105.7	105.7	
Subminiature cylindrical		2423	12/80	109.8	110.1	(?)	
Rack and panel, integral shell and similar types		2431	12/67	201.5	205.8	205.7	
Rack-and-panel/rectangular subminiature		2432	12/80	107.5	108.6	108.6	
Printed circuit connector, one-piece type		2441	12/72	164.0	164.2	164.0	
Miscellaneous special purpose connectors		2467	12/80	100.0	100.0	99.9	
Part for electronic components		27	12/68	318.6	319.9	319.7	
Phono cartridge and pickup		2709	12/68	113.9	113.9	112.6	
Parts for electronic components		2799	06/82	(?)	107.6	107.6	
Filters, crystals, and transducers		28	06/82	100.0	100.1	100.2	
Filters and crystals		2891	06/82	99.9	100.3	100.5	
Diodes		31	12/74	84.2	84.6	84.4	
Signal diodes or assemblies		3102	12/74	72.3	72.5	71.6	
Rectifier or other power diodes and assemblies		3104	12/74	99.7	100.5	100.3	
Zener diode		3106	12/74	49.0	(?)	48.9	
Thyristors		33	12/74	95.8	95.8	95.8	
Thyristor		3302	06/81	101.7	101.7	101.7	
Transistors		35	12/74	95.9	95.4	94.9	
Radio freq. and microwave pwr transistor	ea	3511	12/74	(?)	(?)	91.5	
Power transistor, 10 watts and over		3515	12/74	86.7	(?)	86.3	
Optoelectronic devices		37	12/74	81.7	81.7	81.7	
Other optoelectronic devices, excluding solar cells		3717	06/81	93.6	93.5	93.5	
Digital bi-polar integrated circuits		41	12/74	47.7	48.8	49.3	
Bipolar logic, TTL		4103	12/74	52.9	52.8	53.9	
Bipolar logic, except TTL		4112	12/74	70.7	(?)	76.3	
Bipolar memory, except RAM'S		4118	06/81	60.1	(?)	(?)	
Digital MOS integrated circuits		42	12/74	41.1	40.3	40.5	
MOS, memory		4221	12/74	(?)	(?)	29.9	
MOS, except memory		4223	12/74	53.7	(?)	54.1	
MOS, microprocessor		4225	06/81	98.8	(?)	92.4	
Linear integrated circuits		45	12/74	60.1	60.8	60.2	
Amplifier		4552	12/74	67.9	68.9	68.0	
Interface		4556	12/74	37.4	37.5	36.1	
Other analog integrated circuits		4558	12/74	69.2	70.2	70.2	
Hybrid integrated circuits		46	06/81	103.0	103.0	103.0	
Thin film		4611	06/81	106.0	106.0	106.0	
Multi-chip and other hybrid types		4616	06/81	93.0	(?)	(?)	
Other semiconductor devices and parts		48	06/81	89.6	89.7	89.7	
Other semiconductor parts, except dice and wafers		4817	06/81	95.5	95.7	95.7	
Printed circuits and cable assemblies		51	06/82	99.7	100.3	100.4	
Printed circuit boards and forms		5191	06/82	99.6	99.4	99.6	
Cable assemblies, electronic		5192	06/82	100.0	103.3	103.3	
Static power, pulse & frequency converters		52	06/82	103.7	103.9	103.9	
Electronic transformers and coils		53	06/82	102.8	103.1	103.2	
Audio transformers		5305	06/82	106.1	106.1	106.1	
Power transformers		5309	06/82	101.3	101.5	101.4	
Television transformers and reactors		5315	06/82	102.5	102.5	102.5	
Toroidal windings, all types		5317	06/82	106.1	106.4	107.6	
Other inductors for electronic applications		5319	06/82	101.8	102.7	102.5	
MW components, ex tubes, semicon., antenna		57	06/82	100.0	100.0	100.0	
Complex component assemb., packs, modules		61	06/82	101.4	105.3	105.3	
Miscellaneous electrical mach and equip							
Storage batteries		1179		271.1	271.8	272.7	
Automotive, 12 volt, replacement	ea.	01		210.4	210.5	210.2	
		0101	.13	(?)	(?)	225.2	

See footnotes at end of table.

Table 6. Producer prices and price indexes for commodity groupings and individual items—Continued

(1967 = 100 unless otherwise indicated)

Commodity	Unit	Commodity code ¹	Other index base	Index			Price
				Jan. 1983 ²	Apr. 1983 ²	May 1983 ²	May 1983
Miscellaneous electrical mach and equip—Continued							
Industrial truck	ea.	1179 0102 .07		182.5	168.8	167.5	
Primary batteries, dry and wet		02		206.2	209.2	209.2	
Dry cell size d flashlight battery		0211 .99		193.9	200.4	200.4	
Misc.gen. purp. dry cell batteries	ea	0214 .03		395.4	406.0	406.0	
Dry cell, lantern battery		0215 .99		222.2	222.2	222.2	
Dry cell transistor battery		0216 .03		192.3	195.0	195.0	
Alkaline cell size aa battery		0217 .99		193.3	197.4	197.4	
Other dry cells		0232 .99	12/80	73.4	73.4	73.4	
Carbon and graphite products		03		372.1	373.6	373.6	
Brush, for fractional h.p. motor	per 100	0322 .05	12/67	277.2	282.3	282.3	
Brush, for integral hp. motor	per 100	0323 .03	12/67	323.1	333.5	333.5	
Electrode, graphite	100 lbs.	0324 .02	12/67	425.5	425.5	425.5	
Telegraph apparatus		04					
Other teleprinter terminals	ea.	0432 .05	06/77	101.2	(³)	99.5	
X-ray equipment		05					
X-ray tube, anode	ea.	0532 .11	12/68	260.7	266.2	266.2	
Medical X-ray unit	ea.	0533 .19	12/67	345.1	352.0	(³)	
Engine electrical equipment		06		291.0	288.4	291.9	
Cable sets and ignition wiring harnesses		0601 .99	12/82	101.4	101.5	101.5	
Regulators for battery charging generators		0602 .99	12/82	100.0	101.3	101.3	
Battery charging alternators and generators		0603 .99	12/82	100.0	100.0	100.0	
Starting motors		0604 .99	12/82	100.0	100.0	100.0	
Other engine electrical equipment		0606 .99	12/82	100.1	100.6	101.0	
Misc. electrical and electronic instru.							
118							
Environmental controls							
1181							
Building comfort controls		01	06/80	123.2	123.8	122.9	
Temperature responsive controls		0121 .99	06/80	129.1	130.9	129.4	
Appliance regulation controls		02		130.7	133.9	131.1	
Temperature responsive appliance control		0211 .99	06/80	111.5	(³)	109.9	
Miscellaneous machinery							
119							
Oil field and gas field machinery							
1191							
Oil field and gas field drilling machinery		02		433.3	428.6	427.6	
Portable mast, 140-142	ea.	0203 .03	12/71	430.7	428.3	427.5	
Other surface drilling equip. and parts		0205 .99	12/80	477.0	464.0	464.0	
Wheel-mounted drilling and well-servicing rigs		0208 .99	12/80	116.2	117.3	117.3	
Traveling block	ea.	0211 .03	12/75	114.3	105.3	105.3	
Combination hook	ea.	0213 .02		196.4	196.4	196.4	
Rotary slip	ea.	0214 .02		513.0	513.0	513.0	
Swivel	ea.	0215 .06		730.9	730.9	730.9	
Blowout preventers and accessories		0216 .99		604.4	604.4	604.4	
Tungsten-carbide insert bits		0219 .99	12/80	572.1	579.8	579.8	
Steel-toothed bits		0227 .99	12/80	124.1	124.1	124.1	
Other bits, including diamond bits		0228 .99	12/80	(³)	134.0	134.0	
Slush pump	ea.	0229 .99	12/80	130.9	130.9	130.9	
Cementing equipment		0232 .06		308.7	303.3	303.3	
Well surveying equipment		0234 .99	12/80	109.8	115.3	109.8	
Other subsurface drilling equip. and parts		0236 .99	12/80	111.0	111.0	111.0	
Oil field and gas field production machine		0239 .99	12/80	139.8	139.8	139.8	
Christmas tree assemblies		04		438.4	430.9	429.6	
Deepwell pump	ea.	0403 .99	12/80	120.6	117.1	115.2	
Retrievable packers		0413 .08		372.4	324.4	315.5	
Permanent packers and accessories		0421 .99	12/71	368.6	383.8	383.8	
Gas lift valve	ea.	0422 .99		474.3	479.1	479.1	
Other production equip. and parts	ea.	0432 .01	12/71	302.3	302.3	302.3	
		0433 .99	12/80	126.6	125.8	125.8	
Mining machinery and equipment							
1192							
Underground mining machinery		01		367.8	367.7	370.1	
Loading machines, underground mine		0102 .99		418.9	423.9	432.4	
Shuttle cars, all types		0115 .99		344.5	346.9	343.9	
Crushing, pulverizing, screening machinery		02		(³)	372.0	385.7	
Gyratory crushers, all types, stationary		0228 .99		337.0	335.1	335.0	
Screens, vibrating, trommel, mine type		0234 .99	12/74	309.6	309.6	309.6	
Drills and other mining machinery		03		174.0	175.9	175.9	
Rock drills, percussion type		0341 .99		238.5	238.7	240.6	
Other drills, tools, and supplies for drills		0349 .99	06/81	206.8	206.8	206.8	
Mineral beneficiation equipment		06	06/81	111.9	(³)	(³)	
Other mineral beneficiation equipment		0621 .99	06/81	119.1	119.3	119.3	
Mining machinery parts		53		116.5	116.8	116.9	
Mining machinery parts, excluding drills		5301 .99	12/72	360.0	359.9	359.9	
Percussion rock drill bits		5346 .99		187.6	175.1	175.1	
Office and store machines and equipment							
1193							
Calculating and accounting machines		01		154.1	154.8	154.5	
Accounting machine	ea.	0101 .12		86.2	86.5	86.5	
P.O.S. cash register, electronic	ea.	0111 .07	12/73	112.7	(³)	(³)	
Typewriters		03		(³)	(³)	(³)	
				142.9	142.9	141.6	

See footnotes at end of table.

Table 6. Producer prices and price indexes for commodity groupings and individual items—Continued

(1967 = 100 unless otherwise indicated)

Commodity	Unit	Commodity code ¹	Other index base	Index			Price
				Jan. 1983 ²	Apr. 1983 ²	May 1983 ²	May 1983
Office and store machines and equipment—Continued							
Typewriters, portable, manual	ea.	0313 .14		137.2	137.6	137.6	
Portable electric	ea.	0314 .10	12/68	132.6	132.6	127.7	
Safes		05					
Cabinet type	ea.	0521 .05		285.0	283.8	283.8	
Coin-operated auto. merchandising machines		06		211.5	212.8	212.8	
Coin-operated auto. merchandising mach., ex. parts		0654 .99	06/82	101.6	102.4	102.4	
Parts for automatic merchandising machines		0655 .99	06/82	109.2	109.2	109.2	
Other office and store machines		07		256.6	259.9	259.9	
Check indorsing machine	ea.	0741 .07	12/74	179.3	179.3	179.3	
Addressing machine, electric	ea.	0742 .09	12/74	171.1	(?)	171.1	
Time recording machine	ea.	0746 .05		224.8	238.5	238.5	
Internal combustion engines							
Gasoline engines, under 11 h.p., ex. autos		1194	12/82	337.0	340.4	342.7	
Gasoline engines, under 11 h.p., ex. autos		0111 .99	12/82	(?)	(?)	100.0	
Outboard motors		02		342.8	331.9	331.9	
5-15 hp.	ea.	0211 .06		339.8	327.3	327.3	
Outboard motor, 40-80 h.p.	ea.	0212 .10		345.4	336.0	336.0	
Diesel, semidiesel, & dual fuel, non-auto		07	12/82	101.4	102.1	102.1	
Diesel, semidiesel, & dual fuel, under 151 h.p.		0711 .99	12/82	107.1	107.1	106.9	
Diesel, semidiesel, & dual fuel, 151 h.p. and over		0712 .99	12/82	100.1	101.0	101.0	
Diesel, semidiesel, & dual fuel, auto.		08	12/82	100.0	104.5	104.7	
Diesel, semidiesel, & dual fuel engines, automotive		0811 .99	12/82	100.0	104.5	104.7	
Parts and accessories for i.c. engines		09					
Parts and accessories for i.c. engines		0911 .99		317.9	321.3	325.6	
Machine shop products							
Carburetors, pistons, piston rings, & valv		1195		399.0	400.4	411.3	
Piston rings, compression type, o.e.m, motor vehicle		01		399.1	401.1	416.8	
Piston rings, compression type, ex. motor vehicles		0112 .99		266.9	276.7	276.7	
Piston rings, oil type, for motor vehicle use		0115 .99	12/82	101.1	107.5	107.5	
Piston rings, oil type, for motor vehicle use		0117 .99	12/82	(?)	100.0	100.5	
Flexible hose, steel		02	12/82	100.0	100.0	100.0	
Flexible hose, steel		0211 .02	12/71	272.5	272.5	272.5	
Steam, gas, & hydraulic turbines & parts							
Steam, gas, and hydraulic turbines		1196	06/82	103.4	103.4	103.4	
Mechanical drive steam turbines		01	06/82	101.3	101.3	101.3	
Turbine parts and accessories		0101 .99	06/82	101.0	101.1	101.1	
Parts for mechanical drive steam turbines		02	06/82	112.1	112.1	112.1	
Parts for mechanical drive steam turbines		0201 .99	06/82	116.3	116.3	116.3	
Furniture and household durables							
Household furniture		12		210.7	213.1	213.3	
Household furniture		121		231.9	233.7	234.3	
Metal household furniture		1211		209.1	209.1	209.1	
Wood household furniture		1212		256.1	257.5	258.2	
Living room furniture		01		240.7	242.2	242.3	
Table		0101 .99		238.7	238.9	238.6	
Desks		0103 .99	06/80	114.5	(?)	115.2	
Chairs		0105 .99	06/80	123.1	123.4	124.3	
Credenzas and bookcases		0106 .99	06/80	(?)	(?)	121.8	
Other nonupholstered living rm furniture		0109 .99	06/80	114.0	115.4	115.4	
Dining room furniture		02		277.9	276.2	278.7	
Table		0211 .99		276.6	272.9	278.1	
Chairs		0216 .99		292.7	289.4	290.7	
Buffets and servers		0221 .99		258.9	(?)	258.3	
China and corner cabinets		0231 .99		272.7	273.2	273.9	
Other dining rm & kitchen furniture		0233 .99	06/80	110.4	115.5	117.2	
Bedroom furniture		03		251.4	254.3	254.4	
Beds, except bunk		0336 .99		255.4	(?)	256.5	
Headboard sets		0341 .99	06/80	114.6	115.5	115.7	
Dresser, vanities and dressing tables		0342 .99		250.5	252.1	252.3	
Night tables & stands		0344 .99	06/80	118.1	119.5	119.5	
Chests		0351 .99		243.3	247.4	247.4	
Wardrobes		0353 .99	06/80	114.8	117.1	116.7	
Other nonupholstered bedroom furniture		0355 .99	06/80	114.2	118.0	118.0	
Other wood household furniture		04	06/80	108.4	110.6	110.6	
Unpainted wood furniture		0463 .99	06/80	112.3	117.9	117.9	
Upholstered household furniture		1213		210.6	212.4	213.3	
Sofa, including sectional sofa pieces		0101 .99		211.1	212.3	212.8	
Chairs, including rockers and recliners		0111 .99		210.4	212.2	212.9	
Sofa bed, convertible	ea.	0121 .23		200.3	204.3	207.5	
Other upholstered household furniture		0131 .99	06/82	102.3	102.3	102.3	
Bedding		1214		202.2	206.8	206.8	
Box spring	ea.	0102 .14		195.9	(?)	204.5	
Mattress, innerspring	ea.	0111 .12		202.6	(?)	204.0	
Porch and lawn furniture		1215		296.7	300.0	300.0	

See footnotes at end of table.

Table 6. Producer prices and price indexes for commodity groupings and individual items—Continued

(1967 = 100 unless otherwise indicated)

Commodity	Unit	Commodity code ¹	Other index base	Index			Price
				Jan. 1983 ²	Apr. 1983 ²	May 1983 ²	May 1983
Commercial furniture		122		281.1	286.7	286.6	
Wood commercial furniture		1221		275.2	285.6	285.6	
Office chair, side	ea.	0101 .08		273.2	288.0	288.0	
Office chair, swivel	ea.	0111 .07		277.3	285.4	285.4	
Office desk, general purpose	ea.	0121 .11		287.1	293.3	293.3	
Office desk, executive	ea.	0131 .06		280.6	291.7	291.7	
Metal commercial furniture		1222		286.8	289.0	288.9	
File cabinets and equipment		02	06/80	122.1	122.0	122.0	
Letter filing cabinets		0201 .99		308.7	310.7	(?)	
Horizontal file cabinets		0205 .99	06/80	118.6	118.6	(?)	
Other file cabinets		0207 .99	06/80	128.9	125.7	125.7	
Other metal commercial furniture		03	06/80	120.5	122.1	122.1	
Clerical and secretarial desk		0321 .99		281.4	281.5	281.5	
Chairs		0325 .99		262.1	269.2	(?)	
Tables & stands		0331 .99	06/80	118.3	111.1	111.1	
Misc. metal office furniture		0335 .99	06/80	122.7	122.7	122.7	
Floor coverings		123		182.2	181.4	181.3	
Soft surface floor coverings		1231		159.6	158.4	158.3	
Tufted broadloom		01		158.8	157.2	157.1	
Tufted broadloom-polyester		0159 .99	12/68	133.8	132.8	132.9	
Tufted broadloom-nylon		0161 .99		139.0	137.6	137.4	
Tufted broadloom-other fibers		0163 .99	06/80	(?)	114.9	114.9	
Other soft surface floor covrgs.		02	06/80	119.3	120.5	120.5	
Bathmats and rugs 6x9 or less		0265 .99	06/80	121.4	123.4	123.4	
Hard surface floor coverings		1232		248.1	249.7	249.7	
Vinyl sheet goods, semi-permanent	sq. yd.	0141 .02		210.8	210.8	210.8	
Vinyl sheet goods, permanent	sq. yd.	0161 .03		247.5	247.5	247.5	
Household appliances		124		203.9	205.2	205.7	
Major appliances		1241		208.1	211.3	211.5	
Cooking equipment		01 .01		224.8	225.3	225.4	
Free-standing electric ranges		0111 .99		239.3	240.3	240.6	
Built-in surface cooking tops, electric		0115 .99		224.3	224.3	224.3	
Drop-in electric ranges		0117 .99	06/81	113.6	113.8	113.8	
Portable microwave ovens		0121 .99	12/78	99.1	(?)	(?)	
Parts and accessories for electric cooking equipment		0129 .99	06/81	120.1	(?)	(?)	
Free-standing gas ranges		0134 .99		251.9	252.4	252.2	
Surface cooking tops, gas		0136 .99	06/81	113.9	113.9	113.9	
Nonstandard type gas ranges		0137 .99	06/81	115.0	115.0	115.0	
Portable outdoor cooking units		0153 .99	06/81	107.2	107.4	107.6	
Parts and accessories for outdoor cooking equipment		0155 .99	06/81	(?)	115.0	(?)	
All other cooking equipment, except gas and electric		0161 .99	06/81	120.3	(?)	(?)	
Laundry equipment		02		211.1	214.4	214.4	
Washing machine, automatic		0211 .99		200.7	205.2	204.9	
Electric dryers		0232 .99		230.2	231.5	233.0	
Gas dryer		0233 .99	06/80	118.0	118.7	(?)	
Refrigeration equipment		03		200.6	202.4	203.1	
Refrigerator-freezer, 14.4 cu. ft. and under		0331 .99	12/81	108.8	108.8	109.1	
Refrigerator-freezer, 19.5 cu. ft. and over		0333 .99	12/81	105.9	(?)	109.1	
Home freezer, upright type	ea.	0337 .24		201.9	205.3	205.3	
Other major appliances		04		189.3	196.6	196.5	
Dishwasher, undercounter	ea.	0441 .25		188.3	192.6	192.6	
Room air conditioners		0445 .99		167.6	176.4	176.4	
Sewing machines		1242		191.5	191.9	191.9	
Portable type, with imported head	ea.	0131 .14					
Household vacuum cleaners, parts, & atta		1243		166.4	161.1	163.9	
Vacuum cleaners		01		167.7	162.9	164.7	
Canister, tank, and all other general purpose		0111 .99		145.0	148.4	(?)	
Complete power unit, central system type		0116 .99	12/82	100.0	100.0	100.0	
Upright		0121 .99	12/73	201.4	188.1	188.1	
Electric housewares and fans		1244		179.0	177.3	178.2	
Small household appliances		01		179.4	177.8	178.4	
Automatic coffee makers		0113 .99		204.1	208.6	208.6	
Standard household electric irons		0122 .05		152.1	152.1	145.2	
Electric fans		02	12/82	99.1	99.1	99.2	
Parts & attach. - small elect. appliances		03	12/82	100.0	100.0	100.0	
Parts & attachments for small electrical appliances		0311 .99	12/82	100.0	100.0	100.0	
Electric lamps		1245		297.3	293.6	293.6	
Home electronic equipment		125		87.3	86.9	86.7	

See footnotes at end of table.

Table 6. Producer prices and price indexes for commodity groupings and individual items—Continued

(1967 = 100 unless otherwise indicated)

Commodity	Unit	Commodity code ¹	Other index base	Index			Price
				Jan. 1983 ²	Apr. 1983 ²	May 1983 ²	May 1983
Radio receivers		1251		90.8	90.3	90.3	
Home radios		02	06/80	92.7	91.6	91.7	
Radio combinations, port & table		0202 .99	06/80	81.3	(³)	78.4	
Car radios		03	06/80	84.4	84.4	84.4	
Television receivers		1252		84.8	84.1	83.8	
Color TV receivers		02	06/80	94.8	94.0	93.7	
Color console TV receiver		0201 .99		82.1	81.3	81.2	
Color TV, table & port, over 10"-17"		0202 .99	06/80	84.6	(³)	85.2	
Color TV, table & port, over 17"		0203 .99	06/80	93.8	(³)	92.3	
Other home electronic equipment		1253		97.8	98.3	98.3	
Phonographs, ex. mechanical		02	06/80	108.1	112.5	112.5	
Elec. phonograph, not coin op., mono		0202 .99	06/80	114.9	126.1	126.1	
Tape recorders & players		03	06/80	110.3	110.3	110.3	
Audio tape recorder, cassette		0302 .99	12/70	82.2	82.2	82.2	
Speakers (inc. loudspeaker systems)		05	06/80	112.0	111.2	111.2	
Loudspeakers, bookshelf		0501 .99	06/80	104.9	99.9	(³)	
Loudspeakers, floor standing		0502 .99	06/80	122.1	122.1	(³)	
Loudspeakers, sold separately		0504 .99	06/80	110.5	110.5	110.5	
Microphones		0505 .99	06/80	117.3	117.3	117.3	
Public address systems		0507 .99	06/80	102.5	102.5	102.5	
Other household durable goods		126		302.8	313.3	313.7	
Dinnerware		1261		318.7	313.2	313.2	
Vitreous china, plate, cup, saucer	doz.	0101 .04		379.0	367.6	367.6	
Household glassware		1262		449.0	459.2	459.2	
Household flatware		1264		388.0	468.8	474.2	
Sterling, 6 piece	setting	0111 .04		518.4	766.9	749.9	
Mirrors		1265					
Mirror, plate glass	ea.	0101 .05		189.9	191.2	191.2	
Lawn and garden equip., ex. garden tract		1266		247.5	252.3	250.7	
Lawn mowers, walk-behind		02	12/82	100.2	101.4	102.2	
Rotary, push type, gasoline engine powered		0201 .99		243.7	246.7	247.3	
Rotary, self-propelled, gasoline engine powered		0202 .99		264.7	268.4	274.2	
Reel, all types, excluding electric		0203 .99	12/82	100.0	100.3	100.3	
Other nonriding lawn and garden equipment		03	12/82	100.0	100.4	100.4	
Power lawn edger/trimmers, fixed blade		0303 .99	12/82	100.1	101.1	101.1	
Lawn tractors and riding mowers		04	12/82	100.5	102.7	103.2	
Front engine		0401 .99	12/82	100.0	101.6	101.6	
Rear engine		0402 .99	12/82	101.4	104.6	106.0	
Parts & attach., consumer lawn & garden eq		05	12/82	102.0	101.9	102.5	
Parts		0501 .99	12/82	102.3	101.6	102.3	
Attachments		0502 .99	12/82	101.2	102.5	102.8	
Cutlery		1267		250.2	249.9	249.9	
Razor blades	per 1000	0101 .07		(³)	(³)	(³)	
Kitchen knife	doz.	0111 .03		331.8	323.0	323.0	
Household scissors	ea.	0131	12/73	207.5	214.3	214.3	
Metal household containers		1268					
Saucepan, aluminum	ea.	0101 .07		244.0	246.3	246.3	
Nonmetallic mineral products		13		321.5	323.7	324.2	
Glass		131					
Flat glass		1311		229.7	229.7	229.7	
Sheet, plate, and float glass		05	12/80	110.6	110.6	110.6	
.085 inch through .107 inch		0501 .99	12/80	114.1	(³)	114.2	
Other flat glass		07	12/80	115.0	115.0	115.0	
Concrete ingredients and related product		132		307.2	310.6	314.8	
Construction sand, gravel, & crushed sto		1321		281.9	284.8	286.2	
Sand, construction	ton	0101 .25		300.0	303.8	302.5	
Gravel, for concrete		0111 .99		297.2	297.2	296.6	
Other construction gravel, incl. asphaltic aggregate		0115 .99	06/82	100.5	98.8	99.1	
Crushed stone, for concrete	ton	0121 .10		269.4	273.4	275.7	\$4.730
Cement		1322					
Portland cement		0131 .99		326.4	330.2	338.5	
Concrete products		133		299.4	300.3	301.0	
Concrete block and brick		1331		276.1	280.6	280.8	

See footnotes at end of table.

Table 6. Producer prices and price indexes for commodity groupings and individual items—Continued

(1967 = 100 unless otherwise indicated)

Commodity	Unit	Commodity code ¹	Other index base	Index			Price
				Jan. 1983 ²	Apr. 1983 ²	May 1983 ²	May 1983
Concrete block and brick—Continued		1331					
Structural block, aggregate		11	06/81	101.3	103.1	103.2	
Lightweight stretcher units: 8" x 8" x 16"		1111 .99		284.1	285.3	285.4	
Lightweight stretcher, other sizes, n.e.c.		1112 .99	06/81	101.6	103.7	103.7	
Other lightweight units, any size, n.e.c.		1113 .99	06/81	102.9	103.6	103.6	
Medium weight units		1121 .99	06/81	99.5	100.4	100.4	
Normal weight stretcher units: 8" x 8" x 16"		1131 .99		252.4	254.8	255.5	
Normal weight stretcher, other sizes, n.e.c.		1132 .99	06/81	101.5	104.6	104.7	
Other normal weight units, any size, n.e.c.		1133 .99	06/81	102.4	104.3	104.3	
Decorative block		21	06/81	103.2	103.2	103.2	
Decorative block		2101 .99	06/81	103.2	103.2	(?)	
Concrete brick		31	06/81	119.9	120.1	120.1	
Concrete brick		3101 .99	06/81	119.9	120.1	120.1	
Paving blocks		4101 .99	06/81	106.3	106.3	106.3	
Concrete pipe		1332		262.7	262.8	262.7	
Storm sewer pipe, reinforced		0101 .99		270.2	270.4	270.3	
Storm sewer pipe, non-reinforced		0102 .99	06/80	102.4	(?)	(?)	
Sanitary sewer pipe, reinforced		0105 .99	06/80	101.6	101.6	101.6	
Ready-mixed concrete		1333					
Ready-mixed concrete		0101 .99		306.7	307.8	309.1	
Precast concrete products		1334	06/80	116.0	116.7	116.7	
Burial vaults and boxes		0101 .99	06/80	116.5	116.5	116.5	
Concrete septic tanks		0103 .99	06/80	120.6	122.9	122.9	
Other precast concrete products		0104 .99	06/80	108.5	109.5	109.5	
Prestressed concrete products		1335	06/80	112.7	109.6	109.1	
Prestressed single and double tees		0101 .99	06/80	115.8	113.5	112.0	
Prestressed concrete bridge beams		0102 .99	06/80	(?)	102.6	106.8	
Structural clay prod., ex. refractories		134		264.9	275.3	277.0	
Building brick		1341					
Building brick	per 1000	0101 .22		320.9	339.2	340.4	\$132.117
Clay tile		1344		207.2	203.3	205.7	
Wall tile, glazed, standard grade	sq. ft.	0131 .09		188.3	184.7	186.9	
Clay sewer pipe		1345					
Sewer pipe, vitrified clay	ft.	0101 .08		222.4	237.4	239.5	2.286
Refractories		135		337.7	338.7	338.7	
Refractories, clay		1352	12/74	220.2	221.6	221.6	
Fireclay brick	per 1000	0101 .13		365.1	364.2	364.2	605.644
Superduty fireclay brick	per 1000	0111 .12		372.1	378.6	378.6	919.557
Ladle brick	per 1000	0121 .18		296.3	296.6	296.6	493.028
High alumina brick	per 1000	0131 .12		406.1	411.2	411.2	
Castable refractories	ton	0151	12/74	190.1	190.1	190.1	317.586
Refractories, non clay		1353	12/74	203.0	203.1	203.1	
Magnesite brick	per 1000	0101 .01	12/74	186.6	186.6	186.6	2,461.250
Magnesite-chrome brick	per 1000	0111 .01	12/74	209.2	209.2	209.2	3,240.000
Basic ramming mixes	ton	0131 .01	12/74	199.1	199.4	199.4	
Asphalt roofing		136		393.7	389.0	378.6	
Prepared asphalt roofing		1361		350.0	339.0	325.6	
Shingles, strip	sq.	0102 .09		336.6	325.0	311.8	18.850
Roll roofing, smooth surfaced	sq.	0111 .11		450.2	439.2	427.3	6.361
Roll roofing, mineral surfaced	sq.	0112 .06		388.5	385.4	368.4	8.407
Other asphalt roofing		1362		542.9	559.5	559.5	
Gypsum products		137		263.1	271.4	275.3	
1/2 inch regular gypsumboard		1371		225.5	233.4	236.0	
Type X gypsumboard		0111 .99		95.0	97.4	100.5	
Other gypsum products, n.e.c.		0113 .99	06/81	111.8	113.3	113.9	
Glass containers		138		356.6	353.8	351.8	
Glass containers		1381					
Food		0105 .99	06/82	99.6	101.1	100.6	
Beer		0123 .99	06/82	99.9	99.1	99.1	
Liquor		0131 .99		398.2	397.6	397.6	
Wine		0135 .99	06/82	(?)	100.0	100.0	
Medical and health, narrow neck		0141 .99		396.1	395.4	395.4	

See footnotes at end of table.

Table 6. Producer prices and price indexes for commodity groupings and individual items—Continued

(1967 = 100 unless otherwise indicated)

Commodity	Unit	Commodity code ¹	Other index base	Index			Price
				Jan. 1983 ²	Apr. 1983 ²	May 1983 ²	May 1983
Glass containers—Continued		1381					
Toiletries and cosmetics, narrow neck		0151 .99		394.5	395.8	395.8	
Non-alcoholic beverages		0163 .99	06/82	99.2	95.2	93.8	
Other nonmetallic minerals		139		471.5	478.6	478.1	
Building lime		1391		353.5	356.8	358.3	
Hydrated, masons	ton	0101 .10		374.7	381.8	381.1	\$72.085
Hydrated, finishing	ton	0102 .05		337.6	338.2	341.3	93.747
Insulation materials		1392		361.6	373.3	373.5	
Mineral wool for structural insulation		01		353.0	357.1	357.6	
Building batt, blankets, and rolls		0101 .99		355.1	360.1	360.5	
Other mineral wool for thermal insulation		0104 .99	12/81	103.0	(?)	(?)	
Min. wool for indus. & equip. insulation		02					
Mineral wool for industrial and equipment insulation		0201 .99	12/81	109.3	115.1	115.1	
Paving mixtures and blocks		1394		581.6	585.2	584.2	
Asphalt, paving		0101 .99		784.3	786.8	786.0	
Bituminous/asphaltic concrete mixtures and blocks		0111 .99		338.0	342.3	341.1	
Nonmetallic minerals, n. e. c.		1399					
Industrial sand		01	06/82	99.2	99.6	99.5	
Glass sand		0101 .99	06/82	100.9	101.5	100.9	
Foundry sand		0111 .99	06/82	99.0	99.6	99.6	
Other industrial sand		0121 .99	06/82	97.0	96.9	97.4	
Transportation equipment		14	12/68	256.3	255.6	256.0	
Motor vehicles and equipment		141		257.0	255.9	256.2	
Motor vehicles		1411		232.6	231.5	231.8	
Passenger cars		01		217.5	216.5	217.3	
Motorcycles		04	12/72	157.9	158.1	159.7	
Trucks, 10,000 lbs. GVW and under		05 .99		273.6	270.1	270.2	
Trucks, 10,000 lbs. GVW and under		0571 .99	12/82	99.4	98.1	98.2	
Trucks, over 10,000 lbs. GVW		06 .99		317.5	317.6	312.9	
Trucks, over 10,000 lbs. GVW		0681 .99	12/82	100.0	100.0	98.6	
Motor vehicle parts		1412		353.1	351.5	352.2	
Motor vehicle parts, new		03	12/82	99.9	99.6	99.6	
Motor vehicle parts, new		0331 .99	12/82	99.9	99.6	99.6	
Motor vehicle parts, rebuilt		04	12/82	101.7	102.7	103.1	
Motor vehicle parts, rebuilt		0431 .99	12/82	101.7	102.7	103.1	
Truck and bus bodies		1413	12/82	100.3	100.7	100.7	
Truck and bus bodies sold separately		01	12/82	100.7	101.6	101.5	
Truck bodies sold separately		0102 .99	12/82	100.8	101.9	101.8	
Bus bodies sold separately		0104 .99	12/82	100.0	100.0	100.0	
Completed vehicles on purchased chassis		02	12/82	100.0	100.0	100.0	
Truck bodies sold on purchased chassis		0202 .99	12/82	100.0	100.0	(?)	
Other vehicle bodies sold on purchased chassis		0206 .99	12/82	100.0	100.1	100.1	
Truck trailers		1414	06/80	108.7	109.0	109.0	
Vans, over 10,000 lbs.		01	06/80	108.6	108.8	108.7	
Other closed top vans		0104 .99	06/80	107.7	107.8	107.6	
Open top vans		0105 .99	06/80	109.1	108.3	108.0	
Tanks, over 10,000 lbs.		02	06/80	102.9	104.8	105.2	
Tanks for flammable liquids		0201 .99	06/80	106.8	106.2	107.0	
Other trailers and chassis, over 10,000 lb		03	06/80	114.4	114.7	114.5	
Bulk commodity trailers		0301 .99	06/80	107.3	107.8	106.0	
Platform trailers		0303 .99	06/80	112.8	113.5	113.5	
Low-bed heavy haulers		0304 .99	06/80	116.1	115.6	115.6	
Dump trailers and chassis		0305 .99	06/80	111.8	111.8	111.8	
Other trailers and chassis		0307 .99	06/80	(?)	(?)	119.6	
Detach. trailers & converter gear		04	06/80	103.4	103.4	103.4	
Aircraft		142					
Fixed wing		1421					
Fixed wing, utility		11	12/68	329.5	329.5	331.0	
Boats		143	12/81	103.6	104.6	104.5	
Boats		1432					
Outboard motorboats		01	12/81	103.6	104.5	104.1	
Runabouts		0101 .99	12/81	103.6	104.5	104.1	
Inboard motorboats, incl. i.-o. houseboats		02	12/81	103.4	104.5	104.5	
Cabin cruisers, non-military		0202 .99	12/81	103.7	104.9	104.9	
Inboard-outdrive boats, except houseboats		03	12/81	102.9	104.8	104.9	
Under 20 ft., L.O.A.		0301 .99	12/81	101.2	102.0	102.3	

See footnotes at end of table.

Table 6. Producer prices and price indexes for commodity groupings and individual items—Continued

(1967 = 100 unless otherwise indicated)

Commodity	Unit	Commodity code ¹	Other index base	Index			Price
				Jan. 1983 ²	Apr. 1983 ²	May 1983 ²	May 1983
Boats—Continued		1432					
Over 20 ft., L.O.A.		0302 .99	12/81	105.4	108.7	108.7	
All other boats		04	12/81	104.6	105.2	105.2	
Sailboats, with auxiliary power		0401 .99	12/81	103.0	(³)	(³)	
Sailboats, without auxiliary power		0402 .99	12/81	107.0	(³)	(³)	
Other boats: rowboats, canoes, skiffs, etc.		0403 .99	12/81	103.8	103.9	103.9	
Railroad equipment		144		350.8	357.2	357.1	
Miscellaneous products		15		285.7	287.6	287.1	
Toys, sporting goods, small arms, etc.		151		222.7	226.8	226.5	
Toys, games, and children's vehicles		1511		227.6	229.5	229.5	
Non-powered transportation toy	dozen	0102 .04	12/77	149.7	151.2	151.2	
Sports oriented games		0104 .02	12/77	127.9	125.3	125.3	
Toy gun	dozen	0122 .03	12/77	147.2	144.9	144.9	
Game, board	doz.	0135 .08		214.3	214.4	214.4	
Preschool toy	dozen	0143 .05	12/77	159.0	165.3	165.3	
Doll	ea.	0161 .31		182.8	183.4	183.4	
Stuffed toy	doz.	0165 .18		173.7	173.7	173.7	
Stroller	ea.	0172 .24		185.6	189.4	189.4	
Children's riding vehicles	ea.	0191 .04	12/73	(³)	237.6	(³)	
Sporting and athletic goods		1512		205.2	207.1	206.5	
Baseball glove	ea.	0141 .10		192.8	192.8	192.8	
Football	ea.	0151 .07		(³)	(³)	(³)	
Bowling ball	ea.	0171 .02		178.6	177.2	177.2	
Bicycle	ea.	0181 .13		266.6	271.1	271.1	
Small arms and ammunition		1513		262.1	282.0	282.0	
Small arms		01		254.1	274.6	274.6	
Revolver	ea.	0102 .07		318.7	325.9	325.9	
Small arms ammunition		02		270.4	289.8	289.8	
Revolver cartridge, 38 special	per 1000	0222 .02		305.1	322.7	322.7	\$168,526
Rifle cartridge, center fire	per 1000	0231 .02		290.1	312.1	312.1	413,246
Rifle cartridge, rim fire	per 1000	0232 .02		272.7	290.6	290.6	26,289
Shot gun shell	per 1000	0241 .04		244.4	261.7	261.7	182,142
Tobacco products		152		356.2	354.7	353.9	
Cigarettes		1521		377.4	373.9	373.9	
Filter tip, king size		0102 .99		348.3	348.3	348.3	
Filter tip, super king and long size		0103 .99	12/82	94.6	90.7	90.7	
Cigars		1522		182.6	180.1	180.1	
Low priced		0101 .99		(³)	195.0	195.0	
Popular priced		0102 .99		189.5	(³)	(³)	
Medium priced		0103 .99		166.8	169.8	169.8	
High priced		0104 .99		167.5	171.4	171.4	
Other tobacco products		1523		357.4	366.3	373.0	
Smoking tobacco		0101 .99		(³)	357.4	357.4	
Loose leaf chewing tobacco		0102 .99	12/82	(³)	101.3	101.3	
Chewing tobacco other than loose leaf		0103 .99	12/82	(³)	105.0	105.0	
Snuff, dry and moist		0121 .99		(³)	371.1	371.1	
Notions		153		280.5	280.3	280.3	
Buttons and button blanks		1531		218.3	218.2	218.2	
Pin fasteners and similar notions		1532		289.5	289.2	289.2	
Safety pin	doz.	0111 .07	12/72	375.4	391.5	(³)	
Photographic equipment and supplies		154		210.0	216.9	216.9	
Photographic equipment		1541		128.7	131.0	131.0	
Photographic supplies		1542		270.7	281.9	281.9	
Mobile homes		155	12/74	161.8	162.5	162.3	
Mobile homes, single wide		1552	12/74	163.2	164.3	163.9	
Single, 12 ft. wide		01	06/81	104.9	105.3	105.3	
Single, 12 ft. wide		0101 .99	06/81	(³)	(³)	105.3	
Single, 14 ft. wide and over		02	06/81	104.7	106.2	105.2	
Length, 59 ft. and under		0201 .99	06/81	(³)	(³)	100.6	
Length, 60 to 69 ft.		0202 .99	06/81	103.5	107.6	103.7	
Length, 70 to 74 ft.		0203 .99	06/81	106.0	(³)	(³)	
Length, 75 ft. and over		0204 .99	06/81	103.6	103.7	104.0	

See footnotes at end of table.

Table 6. Producer prices and price indexes for commodity groupings and individual items—Continued

(1967 = 100 unless otherwise indicated)

Commodity	Unit	Commodity code ¹	Other index base	Index			Price
				Jan. 1983 ²	Apr. 1983 ²	May 1983 ²	May 1983
Mobile homes, double wide		1553	12/74	154.5	153.9	154.2	
Double, 24 ft. width		01	06/81	99.9	99.4	99.6	
Length, 49 ft. and under		0101 .99	06/81	102.7	(³)	101.1	
Length, 60 ft. and over		0103 .99	06/81	97.6	(³)	(³)	
Double, other than 24 ft. width		02	06/81	98.6	98.8	98.8	
Other than 24 ft. width		0201 .99	06/81	98.6	98.8	98.8	
Medical devices		156	06/78	118.8	118.4	118.6	
Personal aid equipment		1561					
Electronic hearing aids		01	06/78	118.3	117.1	117.1	
Eye-glass type	each	0101 .05	06/78	116.6	116.6	116.6	
Behind-the-ear type	each	0103 .05	06/78	117.5	115.1	115.1	
In-the-ear type	each	0105 .02	06/78	119.7	119.7	119.7	
Medical instruments and equipment		1562	06/82	103.8	103.5	103.7	
Medical instruments and apparatus		0101 .99	06/82	103.3	102.9	103.1	
Industrial safety equipment		157	06/78	131.8	133.4	133.5	
Industrial safety equipment		1571					
Respiratory protective equipment		01	06/78	148.7	149.8	149.8	
Respirator, air purifier type	each	0101 .02	06/78	138.4	139.9	139.9	
Respirator, supplied air type	each	0103 .03	06/78	150.2	151.0	151.0	
Self-contained breathing apparatus	each	0105 .04	06/78	178.2	178.3	178.3	
Eye and face protective equipment		02	06/78	132.4	134.1	134.1	
Safety glasses, clear, less sideshields	pair	0201 .03	06/78	129.1	129.1	129.1	
Goggles, industrial safety	each	0202 .02	06/78	113.4	115.0	115.0	
Face shield	each	0203 .08	06/78	132.7	135.2	135.2	
Welder's helmet	each	0204 .02	06/78	146.1	150.2	150.4	
Emergency eye wash and shower	each	0205 .03	06/78	127.6	127.9	127.9	
Hearing protective equipment		03	06/78	126.0	129.4	129.4	
Hearing protector, ear muff type	each	0301 .03	06/78	127.8	130.3	130.3	
Hearing protector, plug type	pair	0303 .02	06/78	124.1	128.4	128.4	
Guards, mechanical power press		04	06/78	121.4	122.2	122.1	
Light curtains	each	0403 .02	06/78	105.8	105.8	105.8	
Vertical moving gate	each	0404 .02	06/78	141.7	144.1	144.1	
Miscellaneous types, power press guards	each	0411 .01	06/78	128.7	132.5	132.5	
Protective clothing		05	06/78	135.3	137.6	137.6	
Safety cap or hat	each	0501 .04	06/78	125.1	127.8	127.8	
Welder's gloves, leather	pair	0503 .01	06/78	145.5	147.4	147.4	
First aid kits		06					
First aid kit	each	0601 .03	06/78	132.1	133.7	133.7	
Alarms, electronic		07					
Back-up alarm, electronic, automatic	each	0701 .02	06/78	118.6	118.6	118.6	
Other miscellaneous products		159		350.8	349.8	348.6	
Caskets		1591		211.8	219.4	219.4	
Cloth-covered wood casket	ea.	0102 .07	12/68	196.5	196.5	196.5	
Hardwood casket	ea.	0103 .06	12/68	221.7	272.9	272.9	
Steel, other than stainless casket	ea.	0104 .08	12/68	203.0	203.0	203.0	
Matches		1592		232.2	232.2	232.2	
Musical instruments		1593		227.6	227.4	229.7	
Electric guitar	each	0104 .02	12/78	(³)	(³)	(³)	
Drum set	each	0106	12/78	(³)	141.2	141.2	
Piano, over 37"	each	0107 .07	12/78	136.7	136.7	138.0	
Organ, excluding pipe organ	ea.	0109 .26		181.5	181.5	183.3	
Jewelry and jewelry products		1594	12/78	162.1	159.8	158.7	
Jewelry, platinum and karat gold		02	12/78	200.4	190.6	190.3	
Ring, ladies' high fashion	each	0201 .05	12/78	196.6	190.7	189.0	
Ring, wedding, gold	each	0205 .02	12/78	247.1	230.1	230.7	
Earrings, ladies', 14 karat gold	pair	0207 .04	12/78	195.5	186.5	187.2	
Other precious metal jewelry		03	12/78	164.6	164.6	164.6	
Ring, sterling, ladies' and men's	various	0301 .04	12/78	189.6	189.6	189.6	
Bracelet, ladies', gold filled	each	0303 .02	12/78	149.5	149.5	149.5	
Costume jewelry		04	12/78	117.8	132.3	132.3	
Ring, ladies', costume	various	0401 .02	12/78	104.4	105.9	105.9	
Earrings, children's, costume	doz. pair	0403 .04	12/78	133.1	132.3	132.3	
Watchband, metal, men's and women's	each	0409 .01	12/78	156.5	156.5	(³)	
Jeweler's materials and findings		05	12/78	151.0	140.2	138.9	
Finding, gold filled	various	0503 .04	12/78	175.6	164.5	156.5	
Diamonds and lapidary work		06					
Diamond, .25 carat	each	0601	12/78	99.1	97.6	86.1	
Pens and pencils		1595		163.5	160.5	160.5	
Black lead pencil	gross	0125 .02		229.7	229.7	229.7	

See footnotes at end of table.

Table 6. Producer prices and price indexes for commodity groupings and individual items—Continued

(1967=100 unless otherwise indicated)

Commodity	Unit	Commodity code ¹	Other index base	Index			Price
				Jan. 1983 ²	Apr. 1983 ²	May 1983 ²	May 1983
Watches and clocks		1596		193.7	198.3	198.3	
Wristwatch, women's imported movement, 1	7 jew/quartz	0132 .15		203.9	205.0	205.0	
Wrist watch, men's, imported movement	ea.	0133 .12		168.8	182.3	182.3	
Brushes		1597		216.3	231.0	231.0	
Personal brushes		02		121.1	166.8	166.8	
Toothbrush	doz.	0245 .06		92.5	187.8	(³)	
Hairbrush	doz.	0246 .03		152.7	144.1	144.1	
Household maintenance brushes		03		281.0	281.0	281.0	
Industrial brushes		04		267.6	267.6	267.6	
Floor sweep (pushbroom)	doz.	0455 .08		243.3	243.3	243.3	
Fire extinguishers		1599		241.9	241.9	241.9	
Pressurized dry chemicals type, hand	ea.	0173 .11		227.2	227.2	227.2	

¹ Indexes with a commodity point code of .99 are calculated by a revised methodology. See "Technical Note on Data from the Producer Price Index Revision" at the back of this publication.

² Data for January 1983 have been revised to reflect the availability of late reports and corrections by respondents. All data are subject to revision 4 months after original publication. Data are not seasonally adjusted.

³ Not available.

⁴ Prices for all items in this grouping are lagged 1 month.

⁵ Regional refined petroleum product prices and price indexes are presented in table 7.

⁶ Prices for some items in this grouping are lagged 1 month.

⁷ This grouping excludes fabricated wire products, which had been included in the discontinued code 10-13 and which are now grouped in code 10-88.

n.e.c. = Not elsewhere classified.

Note: Titles of some commodities are not shown in this table because they fail to meet our publication criteria.

Table 7. Producer prices and price indexes for refined petroleum products by region

(Price per gallon; July 1975 = 100 unless otherwise indicated)

Commodity code	Commodity and region	Other index base	Index			Price May. 1983
			Jan. 1983 1/	Apr. 1983 1/	May. 1983 1/	
0571	Gasoline	1967	628.8	564.4	587.4	
02	Regular	Feb/73	576.7	516.2	538.3	
0201 .06	Dealer tank-wagon to retail outlets	Feb/73	517.6	462.0	480.1	\$0.849
01	New England		265.1	231.3	237.8	.870
02	Middle Atlantic		257.3	228.2	231.6	.838
03	South Atlantic		256.7	232.8	240.4	.856
04	East North Central		256.6	232.8	245.5	.888
05	West South Central		265.7	239.3	248.4	.840
06	East South Central		261.1	236.5	247.3	.874
07	West North Central		261.5	230.0	244.5	.872
08	Mountain		261.4	221.7	228.0	.798
09.01	Pacific		246.5	209.3	217.3	.772
0202 .07	Sales to jobbers	Feb/73	669.2	595.9	623.7	.838
01	New England		288.6	256.5	268.8	.862
02	Middle Atlantic		287.4	251.6	258.9	.817
03	South Atlantic		283.3	258.8	270.1	.850
04	East North Central		285.2	255.6	268.2	.857
05	West South Central		282.5	254.1	266.4	.828
06	East South Central		282.1	256.1	267.9	.850
07	West North Central		285.7	255.1	271.2	.858
08	Mountain		284.7	240.0	247.2	.804
09.01	Pacific		267.7	226.5	238.2	.757
0203 .07	Commercial consumers	Feb/73	609.9	557.4	582.5	.871
01.01	New England		280.8	249.4	261.3	.900
02.01	Middle Atlantic		289.4	259.2	265.1	.889
03.01	South Atlantic		276.8	250.0	259.6	.871
04.01	East North Central		267.0	249.1	260.8	.929
05.01	West South Central		264.1	240.8	251.3	.840
06.01	East South Central		266.5	242.6	250.9	.872
07.01	West North Central		257.3	229.4	242.5	.884
08.01	Mountain		261.5	218.1	221.6	.798
09.01	Pacific		259.5	235.1	248.2	.867
03	Premium	Feb/73	517.4	469.5	486.1	
0301 .06	Dealer tank-wagon to retail outlets	Feb/73	481.9	437.3	452.4	.947
01	New England		270.8	245.9	250.9	.969
02	Middle Atlantic		267.2	242.4	247.2	.965
03	South Atlantic		263.9	244.2	252.2	.980
04	East North Central		256.6	233.6	243.4	.960
05	West South Central		273.0	251.4	259.4	.956
06	East South Central		263.8	241.8	253.5	.981
07	West North Central		263.6	238.2	250.6	.980
08	Mountain		257.7	226.5	231.4	.922
09	Pacific		251.7	221.4	230.9	.893
0302 .07	Sales to jobbers	Feb/73	602.4	543.3	563.9	.921
01	New England		285.5	258.0	265.9	.951
02	Middle Atlantic		295.7	262.9	269.1	.929
03	South Atlantic		285.4	263.3	273.5	.945
04	East North Central		285.5	260.2	268.8	.932
05	West South Central		285.7	260.5	269.1	.915
06	East South Central		284.8	261.1	272.0	.946
07	West North Central		275.9	251.5	267.1	.948
08	Mountain		271.1	240.4	246.6	.856
09.01	Pacific		273.6	240.8	251.4	.853
0303 .08	Commercial consumers	Feb/73	579.3	537.5	554.9	.931
01.01	New England		300.2	(3)	281.3	1.009
02.01	Middle Atlantic		309.2	279.6	282.3	1.014
03.01	South Atlantic		284.4	269.7	270.2	.993
04.01	East North Central		275.4	255.6	271.0	1.031
05	West South Central		268.0	251.8	259.9	.931
06	East South Central		272.2	247.8	257.4	.943
07	West North Central		(3)	(3)	(3)	(3)
08.01	Mountain		(3)	(3)	(3)	(3)
09.01	Pacific		257.1	227.8	237.8	.880
04	Unleaded gasoline	Jun/77	222.6	199.8	207.5	
0401	Dealer tank-wagon to retail outlets	Jun/77	217.0	193.8	200.1	.899
01	New England	Jun/77	220.8	200.3	205.0	.929
02	Middle Atlantic	Jun/77	219.1	196.4	199.2	.897
03	South Atlantic	Jun/77	217.4	198.3	204.8	.918
04	East North Central	Jun/77	212.3	191.0	200.9	.932
05	West South Central	Jun/77	218.6	199.2	204.0	.903
06	East South Central	Jun/77	217.9	198.9	207.3	.935
07	West North Central	Jun/77	215.4	192.4	202.7	.938
08	Mountain	Jun/77	216.7	185.3	188.4	.848
09	Pacific	Jun/77	217.2	186.8	193.2	.842
0402	Sales to jobbers	Jun/77	228.8	206.2	215.4	.882
01	New England	Jun/77	232.0	208.6	218.6	.904
02	Middle Atlantic	Jun/77	231.6	206.1	212.9	.868
03	South Atlantic	Jun/77	229.8	211.0	220.0	.893
04	East North Central	Jun/77	228.7	205.4	216.0	.895
05	West South Central	Jun/77	228.0	207.6	215.4	.876
06	East South Central	Jun/77	228.3	209.1	218.5	.896
07	West North Central	Jun/77	229.0	206.1	218.2	.898
08	Mountain	Jun/77	233.9	198.7	203.5	.836
09	Pacific	Jun/77	218.0	188.3	197.4	.802
0403	Commercial consumers	Jun/77	225.8	204.4	212.4	.892
01	New England	Jun/77	234.4	213.0	218.3	.931
02	Middle Atlantic	Jun/77	232.2	207.6	212.7	.903
03	South Atlantic	Jun/77	227.2	206.8	213.2	.903
04	East North Central	Jun/77	233.3	213.6	223.9	.944
05	West South Central	Jun/77	216.6	202.2	211.7	.865
06	East South Central	Jun/77	219.5	199.8	206.7	.890
07	West North Central	Jun/77	224.5	198.5	209.9	.884
08	Mountain	Jun/77	221.3	187.8	190.6	.847
09	Pacific	Jun/77	227.7	195.9	204.7	.856

See footnotes at end of table.

Table 7. Producer prices and price indexes for refined petroleum products by region—Continued

(Price per gallon; July 1975 = 100 unless otherwise indicated)

Commodity code	Commodity and region	Other index base	Index			Price
			Jan. 1983 ^{1/}	Apr. 1983 ^{1/}	May. 1983 ^{1/}	May. 1983
0572	Light distillates	1967	975.2	906.9	895.3	
0201 .07	Kerosene to resellers	Feb/73	771.2	656.1	669.7	.851
01	New England		319.1	271.2	288.4	.904
02	Middle Atlantic		328.9	280.4	286.4	.877
03	South Atlantic		327.5	277.7	283.9	.847
04	East North Central		342.4	289.6	288.1	.842
05	West South Central		323.5	292.2	286.1	.826
06	East South Central		322.9	280.2	289.1	.812
07	West North Central		331.0	268.2	277.5	.802
08	Mountain		329.0	276.3	280.1	.833
09.01	Pacific		318.7	274.5	268.8	.844
0301 .07	Commercial jet fuel, kerosene base	Feb/73	820.3	779.3	763.4	.895
01	New England		349.1	333.0	327.0	.942
02	Middle Atlantic		345.3	326.0	323.5	.882
03	South Atlantic		353.4	338.7	334.1	.889
04	East North Central		325.7	308.2	303.1	.900
05	West South Central		369.9	346.2	336.3	.851
06	East South Central		334.8	324.3	317.9	.927
07	West North Central		346.8	323.4	316.0	.886
08	Mountain		339.6	322.2	316.6	.918
09	Pacific		350.9	337.9	326.8	.909
0573	Middle distillates	1967	985.3	812.6	835.8	
0201 .07	Fuel oil no. 2 to resellers	Feb/73	795.0	656.8	688.6	.794
01	New England		315.9	262.5	278.2	.806
02	Middle Atlantic		313.0	261.0	279.7	.810
03	South Atlantic		320.6	266.2	274.2	.788
04	East North Central		330.4	264.1	275.9	.768
05	West South Central		328.7	268.9	273.1	.754
06	East South Central		330.2	267.7	276.2	.779
07	West North Central		334.7	272.6	282.9	.784
08	Mountain		323.4	273.5	269.5	.761
09.01	Pacific		342.8	299.4	286.4	.807
0301 .08	Diesel to commercial consumers	Feb/73	791.7	651.4	650.9	.777
01.01	New England		330.0	273.2	275.5	.830
02.01	Middle Atlantic		317.5	261.5	259.9	.795
03.01	South Atlantic		322.9	268.6	266.7	.783
04.01	East North Central		320.6	253.2	259.6	.771
05.01	West South Central		295.8	242.1	245.4	.758
06.01	East South Central		312.9	256.0	261.5	.774
07.01	West North Central		324.9	257.8	262.1	.763
08.01	Mountain		330.1	278.1	272.2	.777
09.01	Pacific		305.3	264.2	255.9	.786
0574	Residual fuels	1967	1056.6	1086.2	1052.5	
0401	Containing 0.3% or less sulfur	Dec/80	(3)	(3)	(3)	(3)
0501	Containing 0.31 to 1.0% sulfur	Dec/80	85.9	97.7	87.9	.613
0601	Containing more than 1% sulfur	Dec/80	98.3	97.9	98.8	.558

¹ Data for January 1983 have been revised to reflect the availability of late reports and corrections by respondents. All data are subject to revision 4 months after original publication. All prices are lagged 1 month. Data are not seasonally adjusted.

² Caution should be used in interpreting month-to-month changes because of low response rates, which ranged from 30 to 60 percent for these indexes.

³ Not available.

Table 8. Producer price indexes for special commodity groupings¹

(1967 = 100 unless otherwise indicated)

Commodity grouping	1982		1983		
	Annual average	May	January ²	April ²	May ²
All commodities except farm products	303.0	301.2	304.4	304.0	305.0
All foods	254.4	257.9	252.4	258.1	258.2
Processed foods	256.0	259.0	255.8	259.5	259.6
Industrial commodities less fuels and related products and power	272.8	272.8	275.4	277.5	278.1
Selected textile mill products (Dec. 1975 = 100)	138.2	138.7	136.7	137.2	137.2
Hosiery	138.3	138.5	141.7	144.5	144.5
Underwear and nightwear	217.6	215.9	223.3	223.8	224.0
Chemicals and allied products, including synthetic rubber and synthetic fibers	283.8	286.1	280.8	281.9	281.9
Pharmaceutical preparations	206.0	205.8	215.8	222.9	223.2
Lumber and plywood ³	288.8	288.1	300.7	319.8	323.3
Steel mill products, including fabricated wire products	349.4	352.1	343.1	348.7	348.7
Finished steel mill products, excluding fabricated wire products	348.4	350.9	342.1	348.8	348.7
Finished steel mill products, including fabricated wire products	348.0	350.9	341.6	347.3	347.3
Special metals and metal products	286.6	286.3	288.6	291.0	292.1
Fabricated metal products	291.6	292.6	291.1	293.4	293.9
Copper and copper products	185.5	193.0	190.7	201.0	206.7
Machinery and motive products	272.1	270.7	277.8	278.5	279.0
Machinery and equipment, except electrical	306.4	305.7	311.3	312.8	313.6
Agricultural machinery, including tractors	323.1	319.9	337.0	340.1	341.1
Metalworking machinery	350.4	349.3	354.6	356.3	358.0
Numerically controlled machine tools (Dec. 1971 = 100)	239.6	239.9	237.7	235.0	238.6
Total tractors	355.0	353.6	365.6	370.4	370.5
Construction materials	288.0	288.2	290.3	295.5	296.3
Agricultural machinery and equipment, less parts	313.8	311.0	325.9	328.7	329.6
Farm and garden tractors, less parts	327.8	325.0	342.2	348.7	348.8
Agricultural machinery excluding tractors, less parts	319.6	316.1	333.1	333.4	335.1

¹ These indexes are calculated by combining the indexes listed below by commodity code after each special commodity grouping. The weights are those used for the comprehensive All Commodities index.

² Data for January 1983 have been revised to reflect the availability of late reports and corrections by respondents. All data are subject to revision 4 months after original publication.

All commodities except farm products: 02 through 15

All foods: 011, 017, and 02 less 0261, 0262, and 029

Processed foods: 02 less 0261, 0262, and 029

Industrial commodities less fuels and related products and power: 03, 04, and 06 through 15

Selected textile mill products: 0327, 03370105, 03370107, 03370109, 03370111, 034, 03810155, 03810172, 03810173, 03810239, 03810272, 03810274, 03810364, 038201, 038202, 03830322, 03830342, and 1231

Hosiery: 03810172, 03810173, 03810272, and 03810364

Underwear and nightwear: 03810174, 03810175, 03810176, 03810177, 03810178, 03810274, 03810275, 03810276, 03810277, 03810278, 03810368, and 03810369

Chemicals and allied products, including synthetic rubber and synthetic fibers: 031, 06 less 064, and 071102

Pharmaceutical preparations: 0634, 0635, and 0636

Lumber and plywood³: 081 and 083

Steel mill products, including fabricated wire products: 1017 and 1088

Finished steel mill products, excluding fabricated wire products: 1017 less 101701 and 101702

Finished steel mill products, including fabricated wire products: 1017 and 1088 less 101701 and 101702

Special metals and metal products: 10, 111, and 141

Fabricated metal products: 103, 104, 105, 106, 107, and 108

Copper and copper products: 10220123, 10220124, 10220125, 102301, 10240301, 10240302, 10240304, 10240305, 102502, 10260315, 10260317, 10260319, and 10260325

Machinery and motive products: 11 and 14

Machinery and equipment, except electrical: 111, 112, 113, 114, 116, 118, and 119

Agricultural machinery, including tractors: 1111 and 1112 less 11115211 and 111251

Metalworking machinery: 1132, 113304, 1137, and 1138

Numerically controlled machine tools: 11371111, 11371112, 11371411, and 113716

Total tractors: 1111 and 1128 less 11115211, 112802, and 112803

Agricultural machinery and equipment, less parts (old commodity code 111): 111 less 11115211 and 111251

Farm and garden tractors, less parts (old commodity code 1111): 1111 less 11115211

Agricultural machinery excluding tractors, less parts (old commodity code 1112): 1112 less 111251

Construction materials: 0621, 0721, 0811, 08120171, 082, 083, 092, 101502, 10170399, 10170499, 10170611, 10170627, 10250101, 10250103, 10250104, 10250105, 10250121, 10250123, 10250155, 10250254, 10251993, 10260307, 104101, 105, 106, 1071, 10730101, 10730106, 10730109, 10730115, 10730145, 10730146, 10730164, 10730165, 107402, 107403, 107404, 10740501, 10740731, 10740781, 10740782, 10740791, 10810246, 10830201, 10830203, 10830205, 10830207, 10830209, 10830211, 10830301, 10830321, 10830323, 10830325, 10830329, 10830351, 10830361, 10880211, 10880213, 10880721, 10880961, 10890533, 1142, 1147, 11490205, 11710109, 11710111, 11710112, 11710113, 11710115, 11710116, 11710117, 11710118, 11710119, 11710121, 11710265, 11710266, 11710267, 11710273, 11710274, 1232, 131105, 132, 133, 134, 136, 137, 1391, 1392, and 1393

³ Formerly entitled: Lumber and wood products, excluding millwork

Table 9. Producer price indexes for the output of selected SIC industries

(1967 = 100 unless otherwise indicated)

Industry	1972 SIC code	Other index base	Index				
			1982		1983		
			Annual average	May	Jan. ¹	Apr. ¹	May ¹
Mining industries							
Iron ore	1011	12/75	175.2	177.1	177.1	177.1	177.1
Mercury ores	1092	12/75	312.2	308.3	306.2	272.9	268.7
Crude petroleum and natural gas	1311		925.8	901.2	945.2	922.9	922.7
Kaolin and ball clay	1455	06/76	151.2	151.7	153.6	164.3	164.3
Manufacturing industries							
Creamery butter	2021		276.0	274.9	275.5	275.6	275.6
Ice cream and frozen desserts	2024	12/72	214.4	214.2	216.5	218.6	218.6
Flour and other grain mill products	2041	12/71	186.2	188.4	182.6	191.9	187.0
Rice milling	2044		185.1	183.0	191.3	188.9	191.3
Chewing gum	2067		304.1	303.4	326.0	326.1	326.1
Cottonseed oil mills	2074		168.3	167.9	157.5	172.0	172.2
Malt	2083		256.9	259.8	232.6	232.6	232.6
Distilled liquor, except brandy	2085	12/75	140.1	139.8	141.3	141.3	141.3
Canned and cured fish and seafoods	2091	12/73	187.0	188.0	182.8	177.8	175.7
Macaroni, spaghetti, vermicelli, and noodles	2098		258.5	259.5	255.5	255.5	255.5
Women's hosiery, except socks	2251	12/75	116.8	116.9	118.5	122.8	122.8
Finishers of broadwoven fabrics of cotton	2261	06/76	139.5	141.5	135.3	135.6	132.8
Finishers of broadwoven fabrics of man-made fiber and silk	2262	06/76	128.2	128.4	125.7	125.6	125.3
Thread mills	2284	06/76	157.2	156.6	157.9	165.7	165.7
Cordage and twine	2298	12/77	141.5	141.0	142.6	137.6	137.6
Men's and boys' shirts and nightwear	2321		215.1	217.5	224.2	222.8	223.0
Men's and boys' neckwear	2323	12/75	119.5	117.3	121.3	121.3	121.3
Women's and misses' blouses and waists	2331	06/78	126.8	126.5	127.7	125.3	125.3
Children's dresses and blouses	2361	12/77	120.6	122.2	117.0	115.5	115.5
Dress and work gloves, except knit and all-leather	2381		292.1	295.5	288.8	291.0	291.7
Canvas and related products	2394	12/77	145.4	145.9	148.7	146.8	146.8
Automotive and apparel trimmings	2396	12/77	131.0	131.0	131.0	131.0	131.0
Wood pallets and skids	2448	12/75	145.6	144.7	144.6	146.8	148.3
Mattresses and bedsprings	2515		205.7	205.9	204.4	208.8	209.7
Wood office furniture	2521		270.3	270.8	271.4	281.5	281.5
Sanitary paper products	2647		348.7	343.6	356.2	357.2	355.8
Sanitary food containers	2654		259.7	259.9	261.7	266.6	266.7
Fiber cans, drums, and similar products	2655	12/75	177.8	176.7	183.8	185.5	185.6
Petroleum refining	2911	06/76	278.3	259.2	267.2	241.4	246.7
Asphalt felts and coatings	2952	12/75	173.5	168.4	171.4	169.1	164.4
Reclaimed rubber	3031	12/73	207.9	209.5	209.4	206.7	209.4
Brick and structural clay tile	3251		307.4	304.5	315.7	333.7	334.9
Ceramic wall and floor tile	3253	12/75	140.6	140.6	140.7	138.1	139.7
Clay refractories	3255		352.8	355.5	351.1	353.1	353.1
Structural clay products, n.e.c.	3259		219.7	215.8	219.0	232.8	234.8
Vitreous plumbing fixtures	3261		265.0	265.4	272.1	275.3	276.0
Vitreous china table and kitchen articles	3262		357.8	355.5	380.1	369.2	369.2
Fine earthenware (whiteware) table and kitchen articles	3263		318.2	316.2	365.7	363.5	363.6
Pottery products, n.e.c.	3269	12/75	167.3	166.3	186.5	183.8	183.8
Lime	3274	12/75	186.3	188.0	187.3	188.1	185.5
Nonclay refractories	3297	12/74	201.8	203.2	203.7	203.8	203.7
Electrometallurgical products	3313	12/75	121.4	120.3	121.1	119.0	116.9
Hand saws and saw blades	3425	12/72	219.1	221.3	221.9	225.9	225.6
Small arms ammunition	3482	12/75	164.1	166.3	175.1	187.6	187.6
Welding apparatus, electric	3623	12/72	239.6	237.6	243.6	238.1	237.9
Sewing machines	3636	12/75	154.5	154.3	154.2	156.1	156.1
Electric lamps	3641		294.0	294.5	306.0	316.3	313.8
Lighting equipment, n.e.c.	3648	12/75	170.0	171.2	171.4	172.6	172.6
Electron tubes, receiving type	3671		382.1	374.4	431.6	431.9	431.9
Jewelry, precious metal	3911	12/78	170.0	158.9	191.8	183.6	183.0
Jewelers' findings and material and lapidary work	3915	12/78	128.7	128.3	129.1	122.8	116.9
Musical instruments	3931	12/78	128.4	127.6	132.3	132.2	133.4
Dolls	3942	12/75	136.7	136.8	137.1	137.4	137.4
Games, toys, and children's vehicles, except dolls and bicycle	3944		234.0	234.3	235.3	237.9	237.9
Carbon paper and inked ribbons	3955	12/75	140.0	140.5	139.2	139.2	139.2
Costume jewelry and costume novelties	3961	12/78	130.1	127.8	124.2	136.8	136.8
Burial caskets	3995	06/76	148.4	149.3	147.0	152.1	152.1
Hard surface floor coverings	3996	12/75	155.9	156.3	159.2	159.4	159.4

¹ Data for January 1983 have been revised to reflect the availability of late reports and corrections by respondents. All data are subject to revision 4 months after original publication. Data are not seasonally adjusted.

² Not available.
n.e.c. = Not elsewhere classified.

Table 10. Producer price indexes for the output of selected census product classes

(1967 = 100 unless otherwise indicated)

Product class	1972 Census code	Other index base	Index					
			1982		1983			
			Annual average	May	Jan. ¹	Apr. ¹	May ¹	
METAL MINING	10							
Treated iron ores, including washed material	10112	12/75	175.6	177.2	177.2	177.2	177.2	177.2
Mercury metal	10923	12/75	312.2	308.3	306.2	272.9	268.7	
OIL AND GAS EXTRACTION	13							
Crude petroleum, including lease condensate	13111	12/75	279.3	273.4	274.1	258.4	258.4	
Natural gas production and disposition	13115	12/75	571.7	552.5	613.1	623.3	623.0	
Natural gas liquids and residue gas, n.e.c.	13210	12/75	517.1	499.7	554.6	563.8	563.5	
Residue gas shipped	13213	06/77	333.6	322.4	357.8	363.8	363.6	
MINING AND QUARRYING OF NONMETALLIC MINERALS, EXCEPT FUELS	14							
Crude kaolin and ball clay	14551	06/76	151.1	151.7	153.6	164.3	164.3	
Prepared kaolin and ball clay	14552	06/76	151.1	151.7	153.6	164.3	164.3	
FOOD AND KINDRED PRODUCTS	20							
Creamery butter	20210		226.8	225.8	226.1	226.4	226.4	
Canned milk products (consumer type cans)	20232		311.8	311.9	311.9	314.9	314.9	
Ice cream and ices	20240		(²)	(²)	(²)	240.8	(²)	
Wheat flour, except flour mixes	20411	12/71	180.5	181.7	178.4	182.6	185.2	
Wheat mill products other than flour	20412		166.8	177.4	148.1	219.7	148.1	
Milled rice and byproducts	20440		185.1	183.0	191.3	188.9	191.3	
Cookies and ice cream cones	20522		323.9	317.3	325.3	335.8	335.8	
Chocolate coatings	20661		257.4	264.3	250.1	258.2	260.5	
Chewing gum and chewing gum base	20670		321.7	321.7	344.6	344.6	344.6	
Cottonseed oil, crude	20741		106.9	113.7	89.8	123.5	131.9	
Cottonseed cake and meal and other byproducts	20744		208.2	195.2	233.0	241.5	229.7	
Linseed oil	20761	12/75	91.1	91.9	84.8	79.6	77.8	
Vegetable oils (other than cottonseed, soybean, and linseed)	20762		176.2	177.8	172.3	169.9	179.1	
Malt and malt byproducts	20830		256.9	259.8	232.6	232.6	(²)	
Bottled liquors, except brandy	20853		181.5	181.0	183.0	(²)	(²)	
Flavoring sirups for use by soft drink bottlers	20873	12/68	192.9	189.0	203.6	203.9	203.9	
Canned and cured seafood, including soup (except frozen)	20910		365.5	368.1	353.7	342.8	338.4	
Macaroni, spaghetti, and noodles	20980		258.4	259.4	255.4	255.4	255.4	
Tea in consumer packages	20995	12/75	156.5	156.5	160.5	161.6	161.6	
TEXTILE MILL PRODUCTS	22							
Finished wool apparel fabrics	22313	12/75	158.0	158.1	155.8	156.0	156.0	
Women's finished seamless hosiery, full length & knee length	22513		104.6	104.7	106.2	110.4	110.4	
Men's finished seamless hosiery	22522	12/75	147.8	148.2	153.6	153.3	153.3	
Sweaters, knit jackets and jersey	22531		157.2	158.0	140.5	153.7	160.1	
Knit outerwear sport shirts	22532		222.2	225.7	208.5	218.9	218.9	
Finished cotton broadwoven fab. (not fin. in weaving mills)	22617		295.9	300.5	286.4	287.1	280.5	
Finished manmade fiber & silk fab. (not fin. in weaving mills)	22628	12/72	156.3	156.4	154.7	155.0	154.3	
Carded cotton yarns	22811	12/71	223.8	225.3	218.3	218.8	218.5	
Finished thread for industrial or manufacturers' use	22842		279.0	278.9	278.7	295.0	295.0	
Hard fiber cordage and twine	22981		321.5	320.1	324.2	311.7	(²)	
Soft fiber cordage and twine (except cotton)	22982	12/75	155.0	154.3	156.3	150.3	(²)	
Cotton cordage and twine	22983	12/77	142.6	142.0	143.8	138.3	(²)	
APPAREL AND OTHER TEXTILE PRODUCTS	23							
Men's & boys' dress & sport shirts, except knit sport shirts	23214		218.9	217.5	226.7	224.5	224.5	
Men's, youths' and boys' neckwear	23230	12/75	119.3	117.3	121.3	121.3	121.3	
Men's and boys' outerwear, n.e.c.	23292		235.2	235.9	234.8	246.1	250.1	
Women's, misses' & juniors' blouses & shirts, except knit	23317	12/75	147.4	147.0	149.7	147.6	147.6	
Women's, misses' & juniors' outerwear, n.e.c.	23393		205.1	204.2	202.9	183.2	183.3	
Hats and hat bodies (except cotton and millinery)	23521	12/77	132.8	133.4	135.4	138.5	138.5	
Work gloves & mittens, made from woven knit fabrics	23812		314.3	317.6	311.0	313.6	314.2	
Bedspreads and bedsets (not made in weaving mills)	23926		243.0	247.4	242.7	239.7	245.9	
Sheets and pillowcases (not made in weaving mills)	23928	12/72	196.2	197.4	194.6	189.0	194.2	
Canvas products	23940	12/77	145.4	145.9	148.7	146.8	146.8	
LUMBER AND WOOD PRODUCTS, EXCEPT FURNITURE	24							
Hardwood dimension stock, furniture parts, & vehicle stock	24262		247.9	246.8	254.7	253.8	247.5	
Wood window and door frames	24313		368.9	367.3	381.2	409.5	409.5	
Doors wood, interior and exterior	24314	12/71	220.6	220.4	223.0	231.3	233.4	
Wood mouldings, except prefinished mouldings	24316	12/75	168.5	158.5	214.3	220.1	213.4	

See footnotes at end of table.

Table 10. Producer price indexes for the output of selected census product classes—Continued

(1967 = 100 unless otherwise indicated)

Product class	1972 Census code	Other index base	Index				
			1982		1983		
			Annual average	May	Jan. ¹	Apr. ¹	May ¹
LUMBER AND WOOD PRODUCTS, EXCEPT FURNITURE—Continued							
Wood kitchen cabinets, stock line	24341	12/71	189.8	190.3	190.3	190.3	179.3
Hardwood plywood	24351	12/71	181.6	186.2	175.6	177.2	178.3
Pallets and skids	24480		180.8	179.7	179.2	181.5	183.3
Wirebound boxes made from lumber, veneer and plywood	24491	12/67	285.2	285.2	286.0	288.4	288.4
Components for stationary buildings	24521	12/75	176.0	176.0	176.0	176.0	176.0
Fabricated hardboard products	24996	12/75	192.1	193.2	191.1	197.1	196.9
FURNITURE AND FIXTURES							
Metal porch, lawn, and outdoor furniture	25143		290.5	289.4	293.4	296.7	296.7
Innerspring mattresses, other than crib size	25151		202.5	202.5	202.5	(?)	203.9
Other mattresses, including crib mattresses	25152		220.8	221.2	221.2	224.5	224.5
Bedsprings	25153		195.6	195.9	195.9	(?)	204.5
Convertible sofas	25154		(?)	205.6	200.3	204.3	207.4
Wood office furniture	25210		271.3	271.8	274.3	284.7	284.7
PAPER AND ALLIED PRODUCTS							
Grocers' & variety bags (paper) & wardrobe, shopping	26431	12/75	(?)	(?)	145.7	(?)	146.0
Sanitary napkins and tampons	26471		365.0	355.8	393.7	405.4	405.4
Sanitary tissue health products	26472		352.1	347.3	357.6	357.2	355.5
Milk and other beverage cartons	26541		273.3	275.8	275.8	295.2	295.2
Cups and liquid-tight containers	26542		234.3	234.3	234.3	234.3	234.3
Other sanitary food containers, boards, and trays	26543		269.1	267.6	272.9	272.9	272.9
Paperboard fiber drums with metal, wood, or paperboard ends	26551		329.6	329.6	329.6	329.6	329.6
Fiber cans, tubes, and similar fiber products	26552	12/75	177.2	175.6	185.3	187.6	187.6
Insulating board	26611		251.0	246.0	261.0	256.8	259.5
CHEMICALS AND ALLIED PRODUCTS							
Titanium pigments	28161	12/75	170.1	169.4	170.5	170.7	170.7
Other white opaque pigments	28162	12/75	119.0	115.9	116.5	113.8	115.0
Rayon yarn, viscose and cuprammonium processes	28232		279.8	282.2	273.1	271.0	270.7
Household detergents	28412		249.9	249.7	255.5	258.2	258.2
Soaps, except specialty cleaners, household	28413		271.7	271.9	272.7	272.7	272.7
Gelatin, except ready-to-eat desserts	28994	12/75	103.1	120.5	93.0	98.6	93.0
PETROLEUM REFINING AND RELATED INDUSTRIES							
Gasoline	29111		667.5	607.9	627.4	563.1	585.9
Jet fuel	29112		1006.3	998.4	987.3	938.0	918.8
Kerosene	29113	12/75	311.8	289.9	302.2	257.1	262.4
Distillate fuel oil	29114		1004.9	921.5	977.7	806.4	829.4
Residual fuel oil	29115		1182.0	1191.6	1056.5	1086.2	1052.5
Liquefied refinery gases (feed stock and other uses)	29116	12/75	238.0	203.1	271.0	268.6	274.9
Unfinished oils and lubricating oil base stock	29118		877.4	888.3	820.3	788.4	774.5
Asphalt	29119		789.8	785.7	784.3	786.8	786.0
Roofing asphalts and pitches, coatings, and cements	29522	12/75	213.3	204.2	209.5	215.9	215.9
Asphalt and tar roofing and siding products	29523	12/75	160.2	155.8	158.7	153.8	147.7
RUBBER AND MISCELLANEOUS PLASTICS PRODUCTS							
Reclaimed rubber	30310	12/73	209.4	211.0	211.0	208.2	211.0
Rubber heels and soles	30696	12/71	290.4	290.4	290.5	283.2	283.2
Druggist and medical sundries	30697	12/75	168.8	168.8	172.9	172.9	172.9
STONE, CLAY, GLASS, AND CONCRETE PRODUCTS							
Brick, except ceramic glazed and refractory	32511		312.5	309.5	320.9	339.2	340.4
Clay floor and wall tile, including quarry tile	32530		188.2	188.3	188.3	184.7	186.9
Clay refractories	32550		356.9	359.6	354.5	356.7	356.7
Vitrified clay sewer pipe and fittings	32591		223.2	219.2	222.4	237.4	239.5
Vitreous & semivitreous plumbing fixtures, accessories	32610		265.7	266.1	272.9	276.2	276.8
Vitreous china & porcelain table & kitchen articles	32620		358.5	356.2	379.0	367.6	367.6
Pottery products, n.e.c., including china decorating	32690	12/75	167.2	166.1	186.6	183.8	183.8
Lime (including cost of shipping containers)	32740		365.0	368.4	366.7	368.2	362.3
Nonclay refractories, except dead-burned magnesia	32970	12/74	201.0	202.3	203.0	203.0	203.0
PRIMARY METAL INDUSTRIES							
Refined primary lead	33323		196.0	194.7	165.3	161.6	157.9
Precious metals (primary smelting)	33395		711.8	614.5	975.3	890.7	967.9
Nickel and nickel-base alloy mill shapes (including monel)	33561	12/75	181.3	184.1	158.5	156.7	160.3

See footnotes at end of table.

Table 10. Producer price indexes for the output of selected census product classes—Continued

(1967 = 100 unless otherwise indicated)

Product class	1972 Census code	Other index base	Index					
			1982		1983			
			Annual average	May	Jan. ¹	Apr. ¹	May ¹	
PRIMARY METAL INDUSTRIES—Continued	33							
Zinc and zinc-base alloy castings	33691	12/75	113.6	112.9	108.7	116.1	116.1	
FABRICATED METAL PRODUCTS	34							
Steel pails (12-gallon capacity and under)	34121		277.9	277.9	277.9	277.9	277.9	277.9
Razor blades and razors, except electric	34212		(²)	(²)	(²)	(²)	(²)	(²)
Mechanics', hand service tools	34231		364.4	361.5	371.0	364.4	366.1	366.1
Handsaws, saw blades, and saw accessories	34250		237.9	240.8	241.0	246.3	246.3	246.3
Builders' hardware	34294		270.6	270.2	275.0	278.0	278.2	278.2
Metal window sash and frames (except storm sash)	34422	12/71	260.9	261.4	260.1	264.7	264.7	264.7
Metal combination screen and storm sash and doors	34424		261.3	260.8	262.1	273.2	273.2	273.2
Fabricated concrete reinforcing bar and bar joists	34494	12/75	134.1	136.3	125.6	118.6	118.6	118.6
Drop, upset and press steel forgings (closed die)	34621		401.6	401.8	401.2	400.2	400.2	400.2
Job stampings, except automotive	34692	12/75	174.4	179.8	179.5	(²)	181.3	181.3
Small arms ammunition, 30 mm and under (1.18 inches & under)	34820	12/75	164.1	166.3	175.1	187.6	187.6	187.6
Collapsible tubes	34992		276.3	265.0	266.6	270.3	270.7	270.7
Flat metal strapping	34993	12/75	159.6	159.6	159.6	159.6	170.5	170.5
MACHINERY, EXCEPT ELECTRICAL	35							
Overhead traveling cranes and monorail systems	35362	12/74	198.5	197.9	202.9	203.0	203.0	203.0
Gear cutting and finishing machines	35413		552.0	560.5	568.6	568.9	568.9	568.9
Grinding and polishing machines	35414	12/71	318.0	318.6	317.6	321.7	321.7	321.7
Lathes	35415	12/71	292.9	290.6	294.2	296.8	296.8	296.8
Milling machines	35416	12/71	323.3	320.8	328.2	328.2	328.2	328.2
Parts for metal-cutting type machine tools, sold separately	35419	12/72	374.8	376.2	386.2	392.9	400.6	400.6
Small cutting tools for machine tools/metalworking mach.	35451		281.3	282.5	281.9	284.4	285.6	285.6
Precision measuring tools	35452		238.4	238.6	242.2	245.0	245.4	245.4
Welding and cutting apparatus, except electric	35493	12/71	189.5	189.4	190.8	191.4	191.7	191.7
Dairy & milk products plant machinery and equipment	35511	12/75	162.8	162.1	164.8	166.2	166.4	166.4
Commercial food products machinery, ex. wrapping machines	35512		384.1	383.5	386.1	390.8	390.9	390.9
Packing, packaging & bottling machinery for indust. prods.	35514	12/75	171.9	171.2	176.0	176.5	176.5	176.5
Hydraulic fluid power pumps	35612	12/70	245.0	242.2	251.8	257.5	257.5	257.5
Domestic water systems & pumps, incl. pump jacks/cylinders.	35613	12/75	149.4	149.9	150.0	151.3	151.3	151.3
Other roller bearings, complete	35623	12/75	207.3	209.7	209.7	211.1	211.1	211.1
Mounted bearing	35624		346.3	351.7	350.9	350.9	350.9	350.9
Air and gas compressors and vacuum pumps	35631	12/70	258.8	259.8	259.9	259.9	259.9	259.9
Plain bearings and bushings, unmounted	35681	12/74	148.2	151.8	142.6	145.6	145.6	145.6
Packing and packaging machinery, n.e.c.	35691	12/76	159.0	157.6	164.8	167.0	167.4	167.4
Electronic calculating machines	35742	12/75	63.4	63.4	63.4	62.3	62.3	62.3
Accounting machines and cash registers	35743	12/75	96.0	96.4	94.9	(²)	96.4	96.4
Duplicating machines	35793	12/75	177.0	173.2	179.9	181.8	181.8	181.8
Typewriters	35797		144.9	145.0	143.5	143.5	142.2	142.2
Pneumatic and hydraulic cylinders	35992	12/75	182.4	179.5	186.7	192.2	192.2	192.2
ELECTRICAL AND ELECTRONIC MACHINERY, EQUIPMENT, AND SUPPLIES	36							
Switchgear, except ducts and relays	36131		240.5	237.6	242.9	240.6	238.1	238.1
Power circuit breakers all voltages	36132		213.8	218.4	211.8	219.2	221.2	221.2
Low voltage panelboards and distribution boards	36133		318.6	318.2	330.0	325.3	324.7	324.7
Fuses and fuse equipment, under 2300 volts	36134		360.9	354.0	380.4	380.4	380.4	380.4
Duct, including plug-in units & accessories, 750 volts & under	36136	12/75	206.5	207.4	206.0	197.2	197.2	197.2
Fractional horsepower motors	36211		269.1	268.0	276.2	271.8	271.8	271.8
Integral h.p. motors/generators, exc. land trans. equip.	36212	12/68	330.4	321.9	351.3	335.4	338.1	338.1
Arc welding machines, components, except electrodes	36231	12/72	206.6	207.3	207.5	206.8	205.9	205.9
Arc welding electrodes, metal	36232	12/72	251.0	242.7	255.8	255.3	255.3	255.3
Resistance welders, accessories, and electrodes	36233	12/72	232.6	237.6	239.4	217.6	217.6	217.6
Electrodes	36241	12/75	203.4	211.2	192.0	192.0	192.0	192.0
Sewing machines & parts, excluding cases and cabinets	36360	12/75	154.5	154.3	154.2	156.1	156.1	156.1
Electric lamps (bulbs only), including sealed beam lamps	36410		290.1	290.5	302.3	312.8	310.1	310.1
Residential type electric fixtures, except portable	36451		277.3	277.5	282.7	285.4	288.6	288.6
Vehicular lighting equipment (including parts/accessories).	36470	12/71	252.9	252.9	252.9	252.9	252.9	252.9
Outdoor lighting equipment	36485	12/67	279.7	281.3	281.6	283.7	283.7	283.7
Intercommunication equipment and electric alarm systems	36623	06/78	117.6	118.0	118.6	118.6	118.6	118.6
Receiving type electron tubes, except cathode ray	36710		416.4	407.2	475.8	475.8	475.8	475.8
Transmittal, industrial, & special purpose electron tubes	36730		278.4	275.8	296.6	301.0	301.6	301.6
INSTRUMENTS AND RELATED PRODUCTS	38							
Integrating instruments, electrical	38251	12/71	193.9	195.1	199.3	207.6	211.2	211.2

See footnotes at end of table.

Table 10. Producer price indexes for the output of selected census product classes—Continued

(1967=100 unless otherwise indicated)

Product class	1972 Census code	Other index base	Index				
			1982		1983		
			Annual average	May	Jan. ¹	Apr. ¹	May ¹
INSTRUMENTS AND RELATED PRODUCTS—Continued							
Test equip. for testing electrical, radio, & comm. circuits	38						
Personal industrial safety devices	38252	12/71	179.5	179.8	182.7	185.3	187.6
Electronic hearing aids	38423	06/78	133.8	133.8	137.2	139.4	139.5
All other ophthalmic goods	38424	06/78	115.7	114.5	118.3	117.1	117.1
Watches with imported movements	38513	06/78	123.8	125.0	124.4	124.9	124.9
Watches with imported movements	38734		187.1	186.8	186.8	193.8	193.8
MISCELLANEOUS MANUFACTURING INDUSTRIES							
Jewelry made of platinum metals and karat gold	39						
Jewelry, made of precious metals	39111	12/75	340.8	314.5	391.6	372.4	371.8
Flatware	39112		319.5	327.3	319.9	320.0	320.0
Jewelers' findings and materials	39142		389.9	383.6	400.7	498.0	496.8
Lapidary work and diamond cutting	39151	12/78	150.4	152.8	151.0	140.2	138.9
Pianos	39152	12/78	100.9	98.3	99.1	97.6	86.1
Organs	39311		254.0	251.2	259.3	259.3	264.4
Other musical instruments and parts	39312		178.0	178.8	181.4	181.4	183.2
Dolls and stuffed toy animals	39314		253.8	250.5	265.8	265.1	265.1
Toys, excluding games	39420		182.6	182.8	183.2	183.6	183.6
Baby carriages and children's vehicles, except bicycles	39442	12/75	154.5	154.8	154.9	157.5	157.5
Fishing tackle and equipment	39443		248.1	246.6	252.0	252.9	252.9
Golf equipment	39491		185.1	185.2	185.2	186.1	186.1
Lead pencils and crayons	39492	12/75	114.6	115.8	116.6	119.2	116.8
Costume jewelry and costume novelties	39521	12/75	156.0	156.8	162.5	162.5	162.5
Other brushes	39610		183.1	161.4	152.0	170.7	170.7
Metal caskets and coffins, completely lined and trimmed	39913		218.6	217.8	215.2	233.2	233.2
Wood caskets and coffins, completely lined and trimmed	39951		202.2	204.1	207.7	207.7	207.7
Linoleum and asphalted-felt-base floor covering	39952		242.8	242.3	217.1	247.8	247.8
Chemical fire extinguishing equipment and parts	39960		229.0	229.5	234.4	234.5	234.5
Matches	39991	12/75	159.5	158.2	161.4	161.4	161.4
Matches	39993		227.8	221.6	232.3	232.3	232.3
WHOLESALE TRADE, DURABLE GOODS							
Iron and steel scrap	50						
Iron and steel scrap	50931	12/75	105.8	108.3	92.1	113.0	109.2

¹ Data for January 1983 have been revised to reflect the availability of late reports and corrections, by respondents. All data are subject to revision 4 months after original publication. Data are not seasonally adjusted.

² Not available.
n.e.c. = Not elsewhere classified.

Table 11. Producer price indexes and percent changes for total railroad freight and selected STCC¹ groups

(1969 = 100 unless otherwise indicated)

Description	STCC Code ¹	Relative importance December 1982 ²	Index			Percent change to May 1983 from —			
			Jan. 1983 ³	Apr. 1983 ³	May 1983 ³	12 months ago	6 months ago	3 months ago	1 month ago
Total railroad freight⁴		100.000	355.1	355.3	355.4	1.1	1.1	0	0
Farm products	01	9.311	341.5	342.0	342.0	1.3	1.7	0	0
Grain ⁵	0113	6.790	160.0	160.0	160.0	.2	.8	0	0
Metallic ores	10	3.256	392.7	394.3	396.4	1.8	1.9	1.0	.5
Iron ores ⁵	1011	2.311	154.4	155.3	156.5	2.2	2.3	1.4	.8
Coal	11	12.025	390.4	390.4	390.4	2.0	.4	-.1	0
Bituminous coal ⁵	1121	11.830	158.5	158.5	158.5	2.1	.4	-.1	0
Nonmetallic minerals	14	4.121	403.2	403.2	403.2	1.4	1.0	0	0
Food products	20	11.537	356.4	356.4	356.4	.9	1.1	-.1	0
Wood or lumber products	24	7.183	353.9	355.0	355.0	1.2	1.2	0	0
Lumber or dimension stock ⁵	2421	2.961	158.9	158.9	158.9	1.0	1.0	0	0
Pulp, paper, or allied products	26	6.269	330.8	330.8	330.8	1.2	1.0	.1	0
Chemical or allied products	28	10.990	342.4	342.4	342.4	.6	.9	-.2	0
Potassium or sodium inorganic compounds ⁵	2812	2.535	152.6	152.6	152.6	.9	1.0	.1	0
Petroleum or coal products⁵	29	3.831	155.4	155.4	155.4	.7	.9	.1	0
Clay, concrete, glass, or stone products	32	4.385	383.3	383.3	383.3	.9	1.1	0	0
Primary metal products	33	4.771	348.3	348.3	348.3	.6	1.0	0	0
Primary iron or steel products ⁵	3312	2.715	141.4	141.4	141.4	.4	1.1	0	0
Transportation equipment	37	8.772	329.0	329.0	329.0	.8	1.0	-.2	0
Motor vehicles ⁵	3711	4.515	137.2	137.2	137.2	.8	1.0	-.1	0
Motor vehicle parts or accessories ⁵	3714	3.810	141.1	141.1	141.1	.6	1.0	-.4	0
Waste or scrap materials⁵	40	2.286	159.3	159.3	159.3	1.0	1.0	0	0
Miscellaneous mixed shipments⁵	46	3.162	146.1	146.0	146.0	.9	1.0	-.1	0
Trailer or container on flat car shipments⁵	(⁶)	4.413	144.5	144.8	144.8	.6	1.0	-.3	0

¹ Standard Transportation Commodity Code.
² The figure shown for each item is its percent of total railroad freight.
³ Data for January 1983 have been revised to reflect the availability of late reports and corrections by respondents. All data are subject to revision 4 months after original publication. Data are not seasonally adjusted.
⁴ The price index for total railroad freight also includes STCC groups not shown separately.
⁵ Dec. 1978 = 100.
⁶ This index contains shipments from a number of STCC groups.

Table 12. Producer price indexes and percent changes for selected telephone services

(1972 = 100)

Description	Industry/product code	Index			Percent change from —			
		Jan. 1983 ¹	Apr. 1983 ¹	May 1983 ¹	May 1982 to May 1983	Feb. 1983 to Mar. 1983	Mar. 1983 to Apr. 1983	Apr. 1983 to May 1983
Local service	4811-1	162.6	163.1	162.6	6.8	0.4	0.2	-0.3
Residential ²	4811-111	168.7	169.2	168.4	7.1	.3	-.2	-.5
Business	4811-112	170.8	172.0	171.5	7.1	.6	-.1	-.3
Optional additional usage	4811-113	125.9	125.7	125.7	1.2	0	-.2	0
Coin	4811-114	161.0	160.9	161.8	13.0	0	6.8	.6
Toll service	4811-2	148.8	148.9	149.0	1.8	.1	.2	.1
Intrastate MTS	4811-211	151.1	151.5	151.5	4.3	.4	.6	0
Interstate MTS	4811-212	153.4	153.4	153.4	0	0	0	0
International MTS	4811-213	92.3	92.3	92.3	10.5	0	0	0
WATS	4811-214	131.8	131.8	132.4	-.7	0	0	.5
Interstate WATS	4811-214-11	127.1	127.1	127.1	0	0	0	0
Intrastate WATS	4811-214-12	144.1	144.3	146.3	-2.4	0	0	1.4
Private lines, interstate	4811-311	156.9	156.9	156.9	0	0	0	0
Directory advertising	4811-911	182.6	189.2	191.0	12.1	1.0	1.3	1.0

¹ Data for January 1983 have been revised to reflect the availability of late reports and corrections by respondents. All data are subject to revision 4 months after original publication. Data are not seasonally adjusted.
² Telephone services contained in the Consumer Price Index cover not only local residential service, but also parts of toll service, equipment leasing (such as extension phones), and non-recurring charges (such as installation).

Table 13. Producer price indexes and percent changes for postal services

(1977 = 100)

Description	Industry/ product code	Relative importance Dec. 1982 ¹	Index			Percent change from —			
			Jan. 1983 ²	Apr. 1983 ²	May 1983 ²	May 1982 to May 1983	Feb. 1983 to Mar. 1983	Mar. 1983 to Apr. 1983	Apr. 1983 to May 1983
United States Postal Service	4311	1.0000	143.3	143.3	143.3	-0.1	0	0	0
First class mail ³	4311-1	.6604	154.0	154.0	154.0	0	0	0	0
Letter mail	4311-111	.6068	154.9	154.9	154.9	0	0	0	0
Post cards	4311-112	.0149	145.4	145.4	145.4	0	0	0	0
Priority mail	4311-113	.0386	144.3	144.3	144.3	0	0	0	0
Second class mail	4311-2	.0514	144.6	144.6	144.6	0	0	0	0
In county mail	4311-211	.0038	123.7	123.7	123.7	0	0	0	0
Regular rate mail	4311-212	.0360	144.9	144.9	144.9	0	0	0	0
Nonprofit rate mail	4311-213	.0102	150.4	150.4	150.4	0	0	0	0
Classroom rate mail	4311-214	.0006	140.3	140.3	140.3	0	0	0	0
Transient rate mail	4311-215	.0008	227.9	227.9	227.9	0	0	0	0
Third class mail	4311-3	.1419	151.9	151.9	151.9	0	0	0	0
Single piece mail	4311-311	.0244	198.5	198.5	198.5	0	0	0	0
Regular bulk mail	4311-312	.0805	146.1	146.1	146.1	0	0	0	0
Nonprofit bulk mail	4311-313	.0361	147.4	147.4	147.4	0	0	0	0
Fourth class mail ³	4311-4	.0597	155.9	155.9	155.9	0	0	0	0
Parcel post	4311-411	.0347	155.2	155.2	155.2	0	0	0	0
Bound printed matter	4311-412	.0022	115.6	115.6	115.6	0	0	0	0
Special rate mail	4311-413	.0175	162.5	162.5	162.5	0	0	0	0
Library rate mail	4311-414	.0053	162.2	162.2	162.2	0	0	0	0
International mail	4311-5	.0371	157.9	158.0	157.9	-.1	0	0	-.1
International air mail	4311-511	.0189	131.0	131.0	131.0	0	0	0	0
International surface mail	4311-512	.0112	188.8	188.8	188.8	0	0	0	0
Terminal dues and transit fees	4311-513	.0070	223.7	224.0	223.7	-.1	0	0	-.1
Special services and fees	4311-6	.0457	150.9	150.9	150.9	0	0	0	0
Special services	4311-611	.0382	155.3	155.3	155.3	0	0	0	0
Domestic mail fees	4311-612	.0070	128.9	128.9	128.9	0	0	0	0
Other services and fees	4311-613	.0004	227.4	227.4	227.4	0	0	0	0
Express mail	4311-912	.0034	129.1	129.1	129.1	0	0	0	0
Mailgram service	4311-913	.0005	100.0	100.0	100.0	0	0	0	0

¹ The figure shown for each item is its value weight expressed as a proportion of the total value weight for the U.S. Postal Service Index.

² Data for January 1983 have been revised to reflect the availability of late reports and corrections by respondents. All data are subject to revision 4 months after original

publication. Data are not seasonally adjusted.

³ Postal service prices contained in the Consumer Price Index are from first class and fourth class mail.

Table 14. Producer price indexes: Changes in commodity specifications, May 1983

Commodity code	New specification	Old specification
01-41-02-45	Broilers, live, estimated farm equivalent price for whole carcass; broilers, weekly average, pound.	Broilers, live, estimated farm equivalent price for ready-to-cook; broilers, weekly average, pound.

Technical Notes

Brief Explanation of Producer Price Indexes

Producer price indexes measure average changes in prices received in primary markets of the United States by producers of commodities in all stages of processing. These data were previously presented as the Wholesale Price Index. The name "Producer Price Indexes" is now being used to reflect more accurately the coverage of the data. The sample used for calculating these indexes continues to contain nearly 3,400 commodities and about 26,000 quotations selected to represent the movement of prices of all commodities produced in the manufacturing, agriculture, forestry, fishing, mining, gas and electricity, and public utilities sectors. The universe includes all commodities produced or imported for sale in commercial transactions in primary markets in the United States.

Producer price indexes can be organized by stage of processing or by commodity. The stage-of-processing structure organizes products by degree of fabrication (i.e., finished goods, intermediate or semifinished goods, and crude materials). The commodity structure organizes products by similarity of end-use or material composition.

Finished goods are commodities that will not undergo further processing and are ready for sale to the ultimate user, either an individual consumer or a business firm. Capital equipment (formerly called producer finished goods) includes commodities such as motor trucks, farm equipment, and machine tools. Finished consumer goods include foods and other types of goods eventually purchased by retailers and used by consumers. Consumer foods include unprocessed foods such as eggs and fresh vegetables, as well as processed foods such as bakery products and meats. Other finished consumer goods include durables such as automobiles, household furniture, and jewelry, and nondurables such as apparel and gasoline.

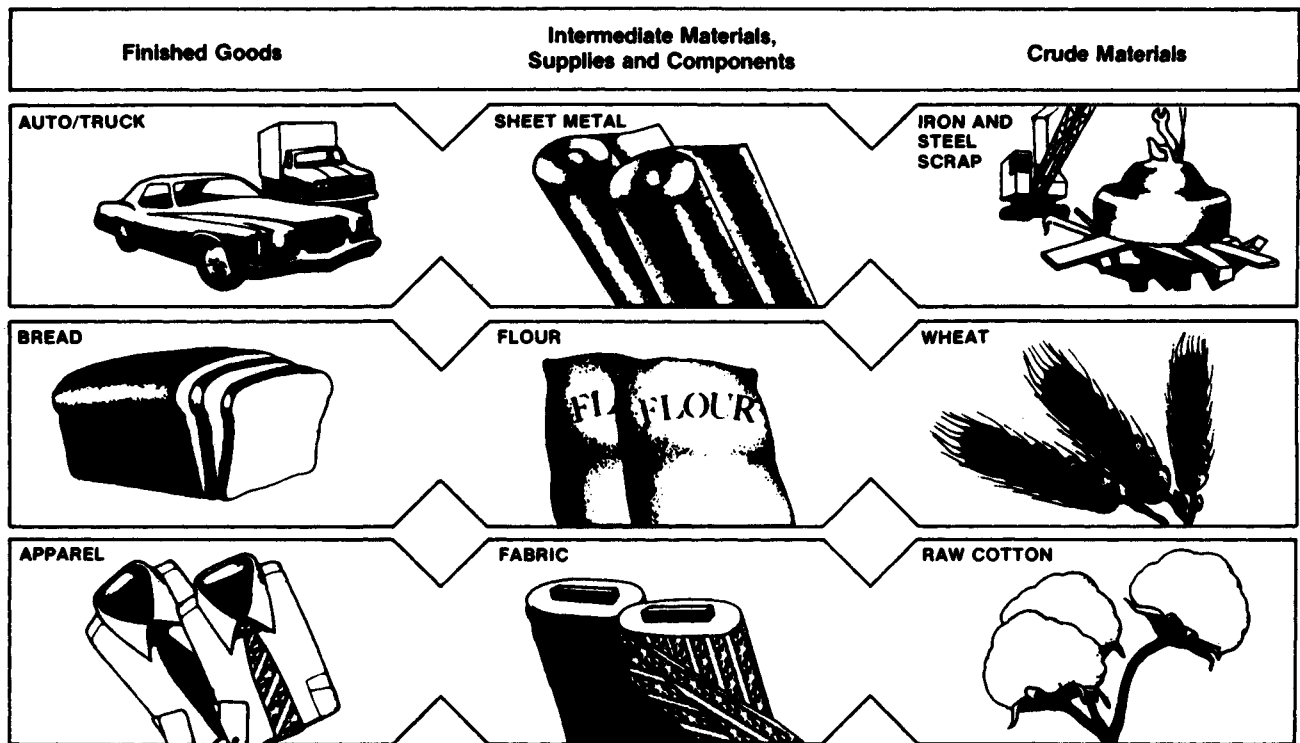
Intermediate materials, supplies, and components are commodities that have been processed but require further processing before they become finished goods. Examples of such semifinished goods include flour, cotton

yarns, steel mill products, belts and belting, lumber, liquefied petroleum gas, paper boxes, and motor vehicle parts.

Crude materials for further processing include products entering the market for the first time which have not been manufactured or fabricated but will be processed before becoming finished goods. Scrap materials are also included. Crude foodstuffs and feedstuffs include items such as grains and livestock. Examples of crude nonfood materials include raw cotton, crude petroleum, natural gas, hides and skins, and iron and steel scrap.

For analysis of general price trends, stage-of-processing indexes are more useful than commodity grouping indexes. This is because commodity grouping indexes sometimes produce exaggerated or misleading signals of price change by reflecting the same price movement through various stages of processing. For example, suppose that a price rise for steel scrap results in an increase in the price of steel sheet and then an advance in prices of automobiles produced from that steel. The All Commodities Price Index and the Industrial Commodities Price Index would reflect the same price movement three times—once for the steel scrap, once for the steel sheet, and once for the automobiles. This multiple counting occurs because the weighting structure for the All Commodities Index uses the total shipment values for all commodities at all stages of processing. On the other hand, the Finished Goods Price Index would reflect the change in automobile prices, the Intermediate Materials Price Index would reflect the steel sheet price change, and the Crude Materials Price Index would reflect the rise in the price of steel scrap. (See illustration.)

To the extent possible, prices used in calculating producer price indexes apply to the first significant commercial transaction in the United States, from the production or central marketing point. Price data are generally collected monthly, primarily by mail questionnaire. Respondents are asked to provide net prices or to provide all applicable discounts. BLS attempts to base producer price indexes on actual transaction prices; however, list or book prices are used if transaction prices are not available. Most prices are obtained directly from producing companies on a voluntary and confidential basis, but some prices are taken from trade publications or from other Government agencies. Prices



generally are reported for the Tuesday of the week containing the 13th day of the month.

In calculating producer price indexes, price changes for the various commodities are averaged together with weights representing their importance in the total net selling value of all commodities as of 1972. The detailed data are aggregated to obtain indexes for stage-of-processing groupings, commodity groupings, durability of product groupings, and a number of special composite groupings. Each index measures price changes from a reference period which equals 100.0 (usually 1967, as designated by the Office of Management and Budget). An increase of 125 percent from the reference period in the Finished Goods Price Index, for example, is shown as 225.0. This change can also be expressed in dollars, as follows: "The price of a representative sample of finished goods sold in primary markets in the United States has risen from \$100 in 1967 to \$225."

Calculating Index Changes

Movements of price indexes from one month to another are usually expressed as percent changes rather than changes in index points because index point changes are affected by the level of the index in relation to its base period, while percent changes are not. The box shows the computation of index point and percent changes.

<i>Index Point Change</i>	
Finished Goods Price Index	185.5
less previous index	184.5
equals index point change	1.0
<i>Index Percent Change</i>	
Index point change	1.0
divided by the previous index	184.5
equals	0.005
result multiplied by 100	0.005 x 100
equals index percent change	0.5

Percent changes for 3-month and 6-month periods are expressed as annual rates that are computed according to the standard formula for compound growth rates. These data indicate what the percent change would be if the current rate were maintained for a 12-month period.

Seasonally Adjusted and Unadjusted Data

Because price data are used for different purposes by different groups, the Bureau of Labor Statistics published seasonally adjusted as well as unadjusted changes each month.

For analyzing general price trends in the economy, seasonally adjusted data usually are preferred because they eliminate the effect of changes that normally occur at about the same time and in about the same magnitude

every year—such as price movements resulting from normal weather patterns, regular production and marketing cycles, model changeovers, seasonal discounts, and holidays. For this reason, seasonally adjusted data more clearly reveal the underlying cyclical trends. Seasonally adjusted data are subject to revision when seasonal factors are revised each year.

The unadjusted data are of primary interest to users who need information which can be related to the actual dollar values of transactions. Individuals requiring this information include marketing specialists, purchasing agents, budget and cost analysts, contract specialists, and commodity traders. Unadjusted data generally are used in escalating contracts such as purchase agreements or real estate leases.

Data from the Producer Price Index Revision

Each month this report presents data from the Producer Price Index (PPI) revision in table 4, "Producer price indexes for the net output of selected industries and their products." Indexes for the four industries in the pilot program to test the methodology and concepts of the PPI revision formerly appeared in table 14. Table 4 includes data for additional Standard Industrial Classification (SIC) industries (4-digit level) and Census products (7-digit level); indexes for Census product classes (5- and 6-digit levels) and more detailed sub-products (9-digit level); and, for some industries, indexes for other sources of revenue. Thus, table 4 shows all official indexes arising from the ongoing PPI revision. By 1985, table 4 will cover all 493 SIC mining and manufacturing industries.

Kinds of product indexes

Industries listed in table 4 may be represented by one to three kinds of product indexes. Every industry has *primary product indexes* to show changes in prices received by establishments classified in the industry for products made primarily, but not exclusively, within that industry. To be classified in an industry, an establishment must have a plurality of its total shipment value accounted for by primary products. In addition, some industries also may have *secondary product indexes* to show changes in prices received by establishments classified in the industry for products primary to some other industry. Finally, some industries have *miscellaneous receipts indexes* to show price

changes in other sources of revenue received by establishments within the industry which are not derived from the sale of their products. Because of the distinction between primary and secondary products, an index for a product made in one industry may differ from the index for the same product made in another industry.

Corresponding Indexes

Some 7-digit Census products published in table 4 correspond to 8-digit commodities published in table 6. In these cases, movements in the commodity indexes are calculated on the basis of the movements of their counterparts in table 4. Although most such indexes continue to be published in table 6 on their original base period of 1967 = 100 or some later base, the corresponding indexes in table 4 are published on a base of the month of their introduction. Therefore, index levels for corresponding items may differ, but monthly percent changes will be identical.

A point code of ".99" immediately after an 8-digit commodity code in table 6 identifies a commodity index that is calculated from a product index in table 4. The aggregation of commodity price indexes into commodity grouping indexes in table 6 continues to follow the traditional methodology; similarly, stage-of-processing price indexes in table 1 also are calculated from the commodity grouping indexes as in the past.

How new indexes differ from traditional commodity indexes

New indexes differ from traditional commodity indexes in a number of respects:

(1) New indexes are *industry-based*. The entire output of each industry is sampled, including primary and secondary production and miscellaneous receipts. Traditional commodity indexes are based on a selection of the most important commodities, and most Industry-Sector Price Indexes continue to be calculated from these traditional commodity indexes. In addition, traditional ISPI's do not cover miscellaneous receipts, and prices of products are included without systematic regard for the industry classification of the producer. New indexes, on the other hand, are based on prices of primary and secondary products made by producers classified in the specified industry; as a result, new indexes apply to production within the specified industry. As data from more mining and manufacturing industries become available, additional indexes will be

constructed to cover each product regardless of the industry of origin.

(2) New indexes are easier to use with other industry-oriented economic data because they are *classified according to the SIC* and incorporate most features of the Census of Manufactures product code extensions of the SIC.

(3) New indexes use *net output values of shipments as weights*. Net output values refer to the value of shipments leaving the industry and exclude intra-industry shipments. In contrast, weights in traditional commodity price indexes and ISPI's include shipments within an industry. The resulting multiple-counting of price changes at successive stages of processing is one major defect of the traditional commodity grouping indexes. Stage-of-processing indexes partially correct this defect, but new indexes consistently correct it at all levels of aggregation. (Net output weights are not used, however, for traditional commodity indexes whose movements are based on corresponding new indexes.)

In the revision program, the relative importance of items within a product is based upon shipment value data and sampling weights from the revision survey itself. When detailed products are aggregated to the 5-digit product class and 4-digit industry levels, however, weights are taken from Census of Manufactures data, along with estimates of intra-industry

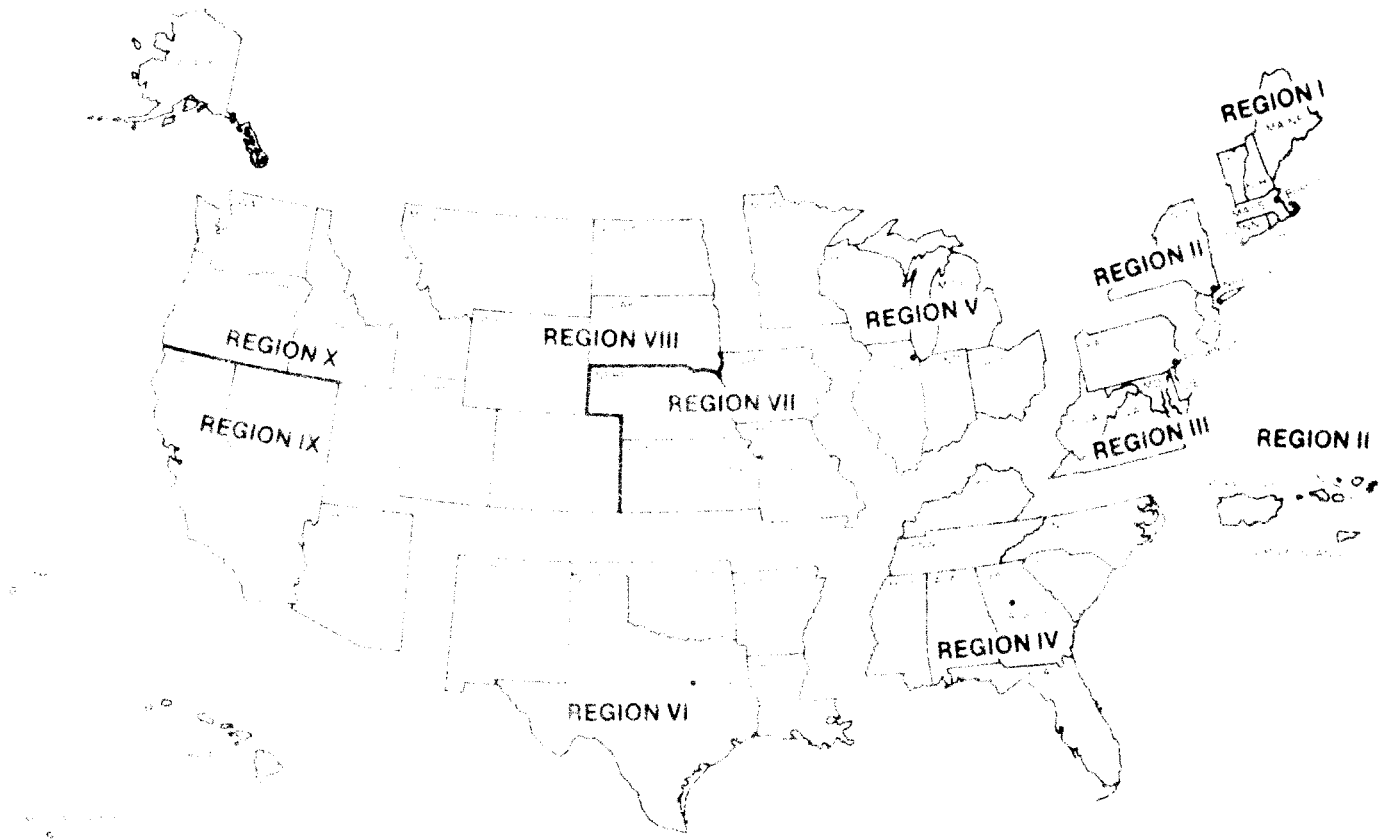
shipments from input-output tables produced by the Bureau of Economic Analysis of the U.S. Department of Commerce.

(4) New indexes emphasize *actual transaction prices at the time of shipment* to minimize the use of list prices and order prices, which occasionally have been used in traditional commodity price indexes and ISPI's. In addition, some traditional indexes have been calculated intentionally from order prices rather than from shipment prices.

(5) New indexes are based on prices reported by companies of all sizes and locations selected by *probability sampling*. In addition, individual items and transaction terms from these firms are chosen by probability techniques. (Estimates of sampling error will be published later.) In the traditional PPI program, major companies selected on a judgment basis have been asked to report prices for volume-selling items under "typical" transaction terms.

For further information on the underlying concepts and methodology of the PPI revision, see two *Monthly Labor Review* articles by John F. Early: "Improving the Measurement of Producer Price Change," April 1978; and "The Producer Price Index Revision: Overview and Pilot Survey Results," December 1979. Reprints are available from the Bureau of Labor Statistics on request.

Bureau of Labor Statistics Regional Offices



Region I

1603 JFK Federal Building
Government Center
Boston, Mass. 02203
Phone: (617) 221-6181

Region II

Suite 2400
1515 Broadway
New York, N.Y. 10036
Phone: (212) 944-3121

Region III

3535 Market Street
P.O. Box 13309
Philadelphia, Pa. 19101
Phone: (215) 596-1162

Region IV

1371 Peachtree Street, N.E.
Atlanta, Ga. 30367
Phone: (404) 811-1418

Region V

9th Floor
Federal Office Building
230 S. Dearborn Street
Chicago, Ill. 60604
Phone: (312) 353-1890

Region VI

Second Floor
555 Griffin Square Building
Dallas, Tex. 75202
Phone: (214) 767-6011

Regions VII and VIII

911 Walnut Street
Kansas City, Mo. 64106
Phone: (816) 374-2481

Regions IX and X

450 Golden Gate Avenue
Box 36017
San Francisco, Calif. 94102
Phone: (415) 556-4678